

2017 TAMPA BAY BUCCANEERS
MEDIA INFORMATION



AT



Game 6

AT BUFFALO BILLS

OCTOBER 22ND - 1:00 PM ET



SIEGE
THE  **DAY**



TAMPA BAY BUCCANEERS
2017 WEEKLY PRESS RELEASE
COMMUNICATIONS

ONE BUCCANEER PLACE, TAMPA FLORIDA
TEL (813) 554-1311
FAX (813) 387-6317

TAMPA BAY BUCCANEERS AT BILLS

TAMPA BAY BUCCANEERS (2-3) AT BUFFALO BILLS (3-2)
SUNDAY, OCTOBER 22ND, 1:00 P.M. ET
NEW ERA FIELD (71,870)
NETWORK TELEVISION: FOX
PLAY-BY-PLAY: CHRIS MYERS ANALYST: DARYL JOHNSTON SIDELINE: LAURA OKMIN
BUCS RADIO: 98ROCK, FLAGSHIP STATION (WXTB-97.9 FM)
PLAY-BY-PLAY: GENE DECKERHOFF ANALYST: DAVE MOORE SIDELINE: T.J. RIVES
LAST GAME: TAMPA BAY LOST AT ARIZONA, 38-33; BUFFALO LOST AT CINCINNATI, 20-16



ALL-TIME SERIES

The Buccaneers lead the all-time series 7-3, winning the most recent contest 27-6 at Raymond James Stadium in 2013. Five of the first six contests between the two teams were decided by seven points or less, while the last four meetings have all been decided by double-digit margins, with Tampa winning in 2000, 31-17, and in 2005, 19-3. The Buccaneers made their first trip to Buffalo in 2009, losing 33-20. In 1991, Buffalo broke a four-game losing streak with a 17-10 win in Tampa. The two teams first met in 1976, with Buffalo claiming a 14-9 victory. The Bucs won each of the next four meetings, starting with a 31-10 win in 1978. Tampa Bay also posted wins in 1982 (24-23), 1986 (34-28), 1988 (10-5). Tampa Bay's .700 winning percentage against the Bills is their best against any opponent.

REGULAR SEASON SERIES BY THE NUMBERS

Overall Regular Season Series	Tampa Bay leads series, 7-3
Home Record vs. Buffalo Bills	7-2
Road Record vs. Buffalo Bills	0-1
Current Streak	Buccaneers, one game (2013)
Buccaneers Longest Streak	Four games (1978-88)
Bills Longest Streak	One game, three times, last (2009)
Regular Season Point Total	Buccaneers 215 – Bills 156
Most Points, Buccaneers	34, Buccaneers 34-28 (1986)
Most Points, Bills	33, Bills 33-20 (2009)
Most Points, both teams	62, Buccaneers 34-28 (1986)
Fewest Points, Buccaneers	9, Bills 14-9 (1976)
Fewest Points, Bills	3, Buccaneers 19-3 (2005)
Fewest Points, both teams	15, Buccaneers 10-5 (1988)
Largest Win, Buccaneers	21 points, Buccaneers 31-10 (1978)
Largest Win, Bills	13 points, Bills 33-20 (2009)

2017 Schedule and Results (2-3)

DATE	OPPONENT (TV)	TIME/RESULT
	Bye Week	
9/17	CHICAGO (FOX)	W, 29-7
9/24	at Minnesota (FOX)	L, 34-17
10/1	N.Y. GIANTS (FOX)	W, 25-23
10/5	NEW ENGLAND (CBS/NFLN/Amazon)	L, 19-14
10/15	at Arizona (FOX)	L, 38-33
10/22	at Buffalo (FOX)	1:00 PM
10/29	CAROLINA (FOX)^	1:00 PM
11/5	at New Orleans (FOX)^	1:00 PM
11/12	N.Y. JETS (CBS)^	1:00 PM
11/19	at Miami (FOX)	1:00 PM
11/26	at Atlanta (FOX)^	1:00 PM
12/3	at Green Bay (FOX)^	1:00 PM
12/10	DETROIT (FOX)^	1:00 PM
12/18	ATLANTA (ESPN)	8:30 PM
12/24	at Carolina (FOX)	1:00 PM
12/31	NEW ORLEANS (FOX)^	1:00 PM

HOME GAMES IN ALL CAPS - All Times Eastern
 ^ Subject to Flexible Scheduling

BUCCANEERS PR TWITTER AND MEDIA SITE

The Tampa Bay Buccaneers Communications staff is on Twitter: **@BuccaneersComms**, the department's official Twitter account, which provides media members with the latest updates on schedules and transactions, as well as notes and facts about the team and its activities.

For all of the team's publicity material, visit **media.buccaneers.com**. There, users will find updated statistics, game notes, bios, rosters, the 2017 Buccaneers Media Guide and more, plus the latest releases from the team.

Nelson Luis
 Vice President of Communications
 nluis@buccaneers.nfl.com

Michael Pehanich
 Sr. Communications Manager
 mpehanich@buccaneers.nfl.com

Allen Barrett
 Communications Manager
 abarrett@buccaneers.nfl.com

Chris King
 Communications Coordinator
 cking@buccaneers.nfl.com

Brooke Skelley
 Communications Assistant
 bskelley@buccaneers.nfl.com

STATISTICAL COMPARISON

A look at how the teams match up in the 2017 season rankings:

Category	Tampa Bay	Buffalo
Total Offense	4th (382.0 ypg)	31st (271.6 ypg)
Rushing Offense	30th (82.4 ypg)	17th (106.6 ypg)
Passing Offense	2nd (299.6 ypg)	30th (165.0 ypg)
Total Defense	31st (403.4 ypg)	13th (322.4 ypg)
Rushing Defense	12th (101.8 ypg)	7th (87.6 ypg)
Passing Defense	31st (301.6 ypg)	21st (234.8 ypg)
Points Scored	13th (23.6 ppg)	27th (17.8 ppg)
Points Allowed	22nd (24.2 ppg)	1st (14.8 ppg)
Sacks	32nd (6.0)	t21st (12.0)
Sacks Allowed	t4th (8.0)	t23rd (18.0)
Turnover Margin	t10th (+2)	2nd (+8)

Team Leaders	Tampa Bay	Buffalo
Rushing Yards	Jacquizz Rodgers (168)	LeSean McCoy (279)
Rushing Touchdowns	Doug Martin (2)	Mike Tolbert (1)
Passer Rating	Ryan Fitzpatrick (99.3)	Tyrod Taylor (90.6)
Passing Yards	Jameis Winston (1,259)	Tyrod Taylor (910)
Passing Touchdowns	Jameis Winston (7)	Tyrod Taylor (6)
Receptions	Mike Evans (27)	LeSean McCoy (27)
Receiving Yards	Mike Evans (371)	Charles Clay (258)
Receiving Touchdowns	Cam Brate (4 - t7th, NFL; t1st, TEs)	C. Clay, A. Holmes (2)
Tackles	Kendell Beckwith (41)	Preston Brown (38)
Sacks	G. McCoy, C. McDonald (2.0)	Jerry Hughes (3.0)
Interceptions	Four tied (1)	Micah Hyde (4 - 1st, NFL)

PLANNED WEEKLY MEDIA SCHEDULE

WEDNESDAY, OCTOBER 18	THURSDAY, OCTOBER 19	FRIDAY, OCTOBER 20	SATURDAY, OCTOBER 21	SUNDAY, OCTOBER 22
9:45 a.m. - Bill HC Sean McDermott Conference Call 11:45 a.m. - DC Mike Smith Media Availability 11:55 a.m. - Open Locker Room 1:10 p.m. - Practice (Open first 30 minutes) 3:20 p.m. - HC Dirk Koetter Media Availability	11:25 a.m. - OC Todd Monken Media Availability 11:35 a.m. - QB Jameis Winston Media Availability/Open Locker Room (45 minutes) 12:50 p.m. - Practice (Open first 30 minutes) 3:00 p.m. - HC Dirk Koetter Media Availability	10:50 a.m. - Practice (Open first 30 minutes) 12:00 p.m. - Player Availability Immediately followed by HC Dirk Koetter Media Availability (On-field)	No Media Availability	1:00 p.m. - Tampa Bay Buccaneers vs. Buffalo Bills at New Era Field - ALL TIMES EASTERN -

NOTES FROM LAST GAME

- In the second quarter, with the Cardinals facing third-and-four, DT **Clinton McDonald** recorded his second sack of the season, bringing down Arizona QB **Carson Palmer** for a six-yard loss and forcing a field goal attempt. McDonald now has 2.0 sacks this season and has recorded a sack in each of the past two games. He has 16.0 career sacks.

- QB **Ryan Fitzpatrick** threw a four-yard touchdown pass to WR **DeSean Jackson** in the third quarter, finishing an eight-play, 75-yard drive lasting 3:31. The touchdown reception was the second of the season for Jackson and the 48th of his career. The touchdown pass was the first of the season for Fitzpatrick.

- CB **Brent Grimes** recorded his first interception of the season in the fourth quarter, picking off QB **Carson Palmer** at the Tampa Bay 19-yard line, returning it 39 yards to the Arizona 42-yard line.

- The interception was the first of the season for Grimes and the 31st of his career. Since 2013, he has 18 interceptions, tied for the second-most in the NFL during that span. His 31 career interceptions are tied for the fifth-most among active players.

NFL MOST INTERCEPTIONS SINCE 2013

Rank	Player (Team)	INT
1.	S Reggie Nelson (OAK)	19
2.	CB Brent Grimes (TB)	18
2.	S Glover Quin (DET)	18
2.	CB Richard Sherman (SEA)	18
5.	S Tashaun Gipson (JAC)	17

NFL MOST INTERCEPTIONS (Active Players)

Rank	Player (Team)	INT
1.	S DeAngelo Hall (WAS)	43
2.	CB Terence Newman (MIN)	41
3.	S Reggie Nelson (OAK)	35
4.	CB Aqib Talib (DEN)	34
5.	CB Brent Grimes (TB)	31
5.	CB Tramon Williams (ARI)	31

- DT **Gerald McCoy** recorded his second sack of the season in the third quarter, dropping Carson Palmer for a five-yard loss. McCoy has recorded sacks in each of the past two games. He now has 44.5 career sacks.

- Since the start of the 2013 season, McCoy has 35.5 sacks, the most in the NFL among defensive tackles.

2013-17 NFL SACK LEADERS – Defensive Tackles

Rank	Player	Sacks
1.	Gerald McCoy (TB)	35.5
2.	Geno Atkins (CIN)	33.0
3.	Aaron Donald (LAR)	30.0
4.	Jurrell Casey (TEN)	29.5
5.	Ndamukong Suh (MIA)	27.0

- In the fourth quarter, TE **Cameron Brate** caught a touchdown from Ryan Fitzpatrick, finishing a six-play, 63-yard drive lasting 2:50.

- Brate has caught a touchdown in each of the past four games, the longest streak by a tight end in team history and tied for the longest streak in team history. The feat has been accomplished six times, most recently by WR Mike Evans in 2014 (11/2/14 at Cleveland-11/23/14 at Chicago).

- Brate has 12 receiving touchdowns over the past two seasons, the most by any tight end in the NFL. His four touchdown catches this season are tied for seventh among all NFL players.

2016-17 NFL MOST TOUCHDOWN RECEPTIONS - Tight Ends

Rank	Player	Team	TD
1.	Cam Brate	TB	11
2.	Hunter Henry	LAC	10
3.	Kyle Rudolph	MIN	9
4.	Zach Ertz	PHI	8
4.	Antonio Gates	LAC	8

2017 NFL MOST TOUCHDOWN RECEPTIONS

Rank	Player	Team	TD
1.	WR DeAndre Hopkins	HOU	6
1.	WR Jordy Nelson	GB	6
3.	WR Davante Adams	GB	5
3.	WR Michael Crabtree	OAK	5
3.	WR Will Fuller V	HOU	5
3.	WR Chris Hogan	NE	5
7.	TE Cam Brate	TB	4
7.	WR Nelson Agholor	PHI	4
7.	WR Stefon Diggs	MIN	4
7.	RB Melvin Gordon	SD	4
7.	TE Rob Gronkowski	NE	4

NOTES FROM LAST GAME

- Following Brate's touchdown catch, the Buccaneers scored a defensive touchdown, with LB **Lavonte David** forcing a fumble from Cardinals WR **Larry Fitzgerald**, recovering the fumble and returning it 21 yards for a touchdown. It is David's first career fumble recovery returned for a touchdown and his third career touchdown (also two interceptions returned for a touchdown).

- David's three career defensive touchdowns are tied for the fifth-most in team history

BUCCANEERS CAREER DEFENSIVE TOUCHDOWNS

Rank	Player, Years	Def. TD
1.	DB Ronde Barber, 1997-2012	12
2.	LB Derrick Brooks, 1995-2008	7
3.	DT David Logan, 1979-86	4
3.	CB Mike Washington, 1976-84	4
5.	CB Donnie Abraham, 1996-2001	3
5.	CB Cedric Brown, 1976-84	3
5.	LB Lavonte David, 2012-Pres.	3
5.	CB Wayne Haddix, 1990-91	3
5.	CB Ricky Reynolds, 1987-93	3
5.	CB Aqib Talib, 2008-12	3
5.	LB Richard Wood, 1976-84	3

- The forced fumble was his first of the season and the fumble recovery was his second of the season. He added another forced fumble in the fourth quarter and now has 14 career forced fumbles and eight career fumble recoveries.

- After David scored, the Buccaneers went for two and converted on a Doug Martin rush, the team's first successful two-point conversion since facing San Diego last season (Jameis Winston pass to Mike Evans, 12/4/16).

- RB **Doug Martin** scored a one-yard touchdown in the fourth quarter to finish an 11-play, 70-yard drive lasting 4:15. The rushing touchdown was Martin's second this season and the second consecutive game he has rushed for a touchdown. He now has 25 career touchdowns, passing Errict Rhett for the third-most in franchise history,

BUCCANEERS CAREER RUSHING TOUCHDOWNS

Rank	Player, Year	Rush TD
1.	Mike Alstott, 1996-2007	58
2.	James Wilder, 1981-89	37
3.	Doug Martin, 2012-Present	25
4.	Errict Rhett, 1994-97	24
5.	Reggie Cobb, 1990-93	21
6.	Carnell Williams, 2005-10	20
7.	Warrick Dunn, 1997-01, 2008	19
8.	Ricky Bell, 1977-81	16
9.	Earnest Graham, 2004-11	15
9.	Lars Tate, 1988-89	15

- The Buccaneers scored their fourth fourth-quarter touchdown when QB **Ryan Fitzpatrick** threw a 37-yard score to WR **Mike Evans** to end a three-play, 65-yard drive that lasted 35 seconds. Fitzpatrick now has three touchdown passes on the season and 169 in his career.

- Evans finished the game with three catches for a team-leading 95 yards and one touchdown. He passed WR **Joey Galloway** for the fifth-most receiving yards in franchise history.

MOST RECEIVING YARDS - (Team History)

Rank	Player	Yards
1.	WR Mark Carrier, 1987-92	5,018
2.	WR Kevin House, 1980-86	4,928
3.	WR Vincent Jackson, 2012-2016	4,326
4.	TE Jimmie Giles, 1978-86	4,300
5.	WR Mike Evans, 2014-Pres.	3,949
6.	WR Joey Galloway, 2004-08	3,912
7.	WR Keyshawn Johnson, 2000-03	3,828
8.	RB James Wilder, 1981-89	3,492
9.	WR Gerald Carter, 1981-87	3,443
10.	WR Mike Williams, 2010-13	2,947

- Since the start of the 2016 season, **Mike Evans** and **Cam Brate** have been in the top 10 in the NFL in receiving touchdowns, with Evans ranking third and Brate ranking seventh in the league during that span.

2016-17 NFL MOST TOUCHDOWN RECEPTIONS

Rank	Player	Team	TD
1.	WR Jordy Nelson	GB	20
2.	WR Davante Adams	GB	17
3.	WR Mike Evans	TB	15
4.	WR Antonio Brown	PIT	14
5.	WR Odell Beckham Jr.	NYG	13
5.	WR Michael Crabtree	OAK	13
7.	TE Cam Brate	TB	12
8.	WR Dez Bryant	DAL	11
8.	WR Kenny Stills	MIA	11
8.	WR Michael Thomas	NO	11

- Fitzpatrick finished the day going 22-of-32 for 290 yards with three touchdowns and two interceptions, for a passer rating of 102.3. It is Fitzpatrick's 17th career game throwing for at least three touchdowns and the 27th career game with a passer rating over 100 (min. 10 attempts).

- Fitzpatrick tied an NFL record by throwing a touchdown pass with his seventh team, joining Chris Chandler, Gus Frerotte and Vinny Testaverde as the only players to do so.

NOTES FROM LAST GAME

- The Buccaneers scored 33 points in the second half, the second-most they have scored in a half in team history. 27 of those points came in the fourth quarter, the most points in a quarter in team history.

MOST POINTS SCORED IN A HALF - (Team History)

Points	Opponent (Half)	Date
1. 35	at Oakland (2nd)	11/04/12
2. 33	at Arizona (2nd)	10/15/17
3. 31	vs. Minnesota (1st)	10/29/00
3. 31	vs. Chicago (1st)	12/22/96
5. 30	vs. New Orleans (1st)	12/23/01

MOST POINTS SCORED IN A QUARTER - (Team History)

Points	Opponent	Date
1. 27	at Arizona (4th)	10/15/17
2. 24	vs. Chicago (2nd)	12/22/96
2. 24	vs. Green Bay (2nd)	11/22/81
4. 21	18 times	

- The Buccaneers have totaled over 400 yards of offense in each of the last three games, the second-longest streak in team history (longest – four games, 10/14/12 vs. Kansas City-11/4/12 at Oakland).

- Tampa Bay has 1,910 yards of offense this season, the most through five games in franchise history.

- When QB **Ryan Fitzpatrick** connected with TE **Cam Brate** for a completed pass in the second quarter, it marked the first time in NFL history that two players from Harvard did so.

- Both TE **Cam Brate** and WR **Adam Humphries** reached/passed the 100-catch mark in their careers with today's totals. Brate now has 102 career catches. Humphries now has 105 career catches. They are two of only five undrafted players in team history to reach 100 career receptions.

Team

- Tampa Bay scored 33 points at Arizona. If the team scores at least 30 points at Buffalo, it will mark only the ninth time in team history that the Buccaneers have scored 30 or more points in consecutive games (last 2015, two games: 10/11/15 vs. JAC-10/25/15 at WAS). The team has scored 30 or more in consecutive road contests only four times, most recently in 2012 (10/25/12 at MIN-11/4/12 at OAK).
- Tampa Bay scored five touchdowns at Arizona. If the team scores five or more touchdowns at Buffalo, it will mark only the second time in team history that the Buccaneers have scored five or more touchdowns in consecutive games (also 2003: 10/6/03 vs. IND-10/12/03 at WAS).
- Tampa Bay returned a fumble for a touchdown at Arizona. If the team returns a fumble for a touchdown at Buffalo, it will mark only the third time in team history that the Buccaneers have had consecutive games with fumbles returned for touchdowns (2015: 10/11/15 vs. JAC-10/25/15 at WAS; 1987: 10/18/87 vs. MIN-10/25/87 vs. CHI).
- Tampa Bay recorded over 400 yards of offense in each of the past three games. With 400 or more yards of offense at Buffalo, Tampa Bay would tie the longest such streak in team history (four games: 10/14/12 vs. KC-11/4/12 at OAK).
- Tampa Bay has registered at least 300 yards of offense in each of the past seven games and, with at least 300 yards of offense at Buffalo, would have the second-longest such streak of games in team history (longest, nine games: 12/23/07 at SF-10/19/08 vs. SEA).
- Tampa Bay has thrown for over 300 yards in a team record four consecutive games. With at least 300 passing yards at Buffalo, the team will extend that record.
- Tampa Bay has 118 points scored this season, the sixth-most in team history through five games. At Buffalo, the Buccaneers need 24 more yards to pass 2008 and 1987 (141) for fifth-most, 36 more to pass 2002 (143) for third-most, 30 more to pass 2012 (148) for second-most and 32 more to pass 2000 (150) for the most point through six games in team history.
- The Buccaneers have recorded at least two sacks and two takeaways in each of the past two games. With at least two sacks and two takeaways at Buffalo, the team will have done so in three straight games for the first time since 2012 (10/25/12 at MIN-11/11/12 vs. SD).
- Tampa Bay has totaled at least 5,500 yards in each of the past two seasons, the longest such streak in team history. With at least 3,590 more yards this season, the team would extend that record.
- Tampa Bay has scored at least 325 points in each of the past two seasons, tied for the longest such streak in team history (also 2007-08). With at least 207 more points this season, the team will set a record for most consecutive seasons with at least 325 points
- Tampa Bay totaled 29 takeaways in 2016 and, with at least 22 more takeaways this season, would have consecutive seasons with 29 or more takeaways for the first time since 2007-09.
- Tampa Bay has 1,910 yards from scrimmage this season, the most in team history through five games. At Buffalo, the Buccaneers need 171 more yards to pass 2012 (2,080) for fifth-most, 194 more to pass 2011 (2,103) for fourth-most, 274 more to pass 2015 (2,183) for third-most, 283 more to pass 2016 (2,192) for second-most and 294 more to pass 2003 (2,203) for the most yards through six games in team history.

TE Cameron Brate

- Brate caught a touchdown in each of the past four games and, with a touchdown reception at Buffalo, would set a franchise record for consecutive games with a touchdown catch. Brate would be the first NFL tight end to record a touchdown reception in five consecutive games since 2014/2015 (Rob Gronkowski, New England, five games: 12/7/14 at SD-9/20/15 at BUF). He would be the first NFL tight end to do so in the same season since Julius Thomas in 2014 (five games: 9/7/14 vs. IND-10/12/14 at NYJ)
- Brate has 15 career touchdown catches. He needs two more to tie Gerald Carter (17 from 1981-87) and Keyshawn Johnson (17 from 2000-03) for 10th-most, five more to tie Vincent Jackson (20 from 2012-16) for ninth-most and eight more to tie Bruce Hill (23 from 1987-91) for the eighth-most touchdown receptions in team history.
- Brate has 102 career receptions. He needs 13 more to pass Calvin Magee (114 from 1985-88) for seventh-most, 28 more to pass Alex Smith (129 from 2005-08) for sixth-most and 36 more to pass Jackie Harris (137 from 1994-97) for the fifth-most receptions by a tight end in team history.
- Brate has 1,246 career receiving yards. He needs seven more to pass Alex Smith (1,252 from 2005-08) for seventh-most, 134 more to pass Calvin Magee (1,379 from 1985-88) for sixth-most and 389 more to pass Jackie Harris (1,634 from 1994-97) for the fifth-most receiving yards by a tight end in team history.
- Brate's 1,246 career receiving yards are the third-most by an undrafted player in franchise history. He needs 134 more to pass Calvin Magee (1,379 from 1985-88) for second-most and 455 more to pass Karl Williams (1,700 from 1996-2003) for the most receiving yards by an undrafted player in team history.

LB Lavonte David

- David has 18.0 career sacks, and needs 11 more to pass Broderick Thomas (26.5 from 1989-93) for the most sacks by a linebacker in franchise history.
- David has 10 career interceptions, and needs one more to pass Dave Lewis (10 from 1977-81) for second-most, and 15 more to tie Derrick Brooks (25 from 1995-2008) for the most interceptions by a linebacker in franchise history.
- David has three career defensive touchdowns and needs one more to tie for the third-most in franchise history (David Logan, 1979-96; Mike Washington, 1976-84).

WR Mike Evans

- Evans has surpassed 1,000 receiving yards in each of his first three seasons and, with 1,000 or more receiving yards this season, will join A.J. Green (2011-14) and Randy Moss (1998-2001) as the only players in NFL history to record 1,000 or more receiving yards in each of their first four seasons. Evans would become the first player in franchise history to have four consecutive 1,000-yard receiving seasons and his four 1,000-yard receiving seasons would be the most by any player in team history.

WHAT TO WATCH FOR

WR Mike Evans

- Evans has recorded 3,949 receiving yards in his first four seasons and needs 358 more this season to pass James Lofton (4,306 from 1978-81) for 10th-most, 382 more to pass Julio Jones (4,330 from 2011-14) for ninth-most, 465 more to pass T.Y. Hilton (4,413 from 2012-15) for eighth-most, 539 more to pass DeAndre Hopkins (4,487 from 2013-16) for seventh-most, 596 more to pass Larry Fitzgerald (4,544 from 2004-07) for sixth-most, 657 more to pass Anquan Boldin (4,605 from 2003-06) for fifth-most, 925 more to pass A.J. Green (4,874 from 2011-14) for fourth-most, 933 more to pass Jerry Rice (4,881 from 1985-88) for third-most, 1,139 more to pass Torry Holt (5,088 from 1999-2002) and 1,448 more to pass Randy Moss (5,396 from 1998-2001) for the most receiving yards in a players' first four seasons since the 1970 NFL/AFL merger.
- Evans has recorded 30 receiving touchdowns in his first four seasons and with six more this season, will tie Antonio Freeman (36 from 1995-98), Joey Galloway (36 from 1995-98) and Daryl Turner (36 from 1984-87) for eighth-most, seven more will tie Andre Rison (37 from 1989-92) for seventh-most, 10 more will tie Dez Bryant (40 from 2010-13) and John Jefferson (40 from 1978-81) for fifth-most, 11 more will tie Jimmy Graham (41 from 2010-13) for fourth-most, 14 more will tie Rob Gronkowski (42 from 2010-13) for third-most, 19 more will tie Jerry Rice (49 from 1985-88) for second-most and 23 more will tie Randy Moss (53 from 1998-2001) for the most receiving touchdowns in a players' first four seasons since the 1970 NFL/AFL merger.
- Evans has recorded 3,949 career receiving yards and needs 352 more to pass Jimmie Giles (4,300 from 1978-86) for fourth-most, 378 more to pass Vincent Jackson (4,326 from 2012-16) for third-most, 980 more to pass Kevin House (4,928 from 1980-86) for second-most and 1,070 more to pass Mark Carrier (5,018 from 1987-92) for the most receiving yards in franchise history.
- Evans has 30 career receiving touchdowns and needs one more to tie Kevin House (31 from 1980-86) for second-most and four more to tie Jimmie Giles (34 from 1978-86) for the most receiving touchdowns in franchise history.
- Evans has 30 touchdowns from scrimmage as a Buccaneer and needs one more to tie Kevin House (31 from 1980-86) for fourth-most, four more to tie Jimmie Giles (34 from 1978-86) for third-most and 16 more to tie James Wilder (46 from 1981-89) for the second-most touchdowns in franchise history.

QB Ryan Fitzpatrick

- Fitzpatrick threw for three touchdowns at Arizona. With at least three passing touchdowns at Buffalo, Fitzpatrick would have consecutive games with three or more passing touchdowns for the fourth time in his career and the first time by a Buccaneers quarterback since 2012 (Josh Freeman, 10/14/12 vs. KC-10/25/12 at MIN).

WR DeSean Jackson

- Jackson has 33 career 100-yard receiving games, the fourth-most of any active player and the fifth-most by any player since he entered the league in 2008.
- Jackson has 48 receiving touchdowns in his career and needs two touchdowns more to reach 50 for his career.
- Jackson has four receiving touchdowns of 80 or more yards and needs one more to tie the NFL record of five, shared by Derrick Alexander, Lance Alworth, Bob Hayes and Jerry Rice.
- Jackson has 22 touchdowns of 60 or more yards (including returns) and needs one more to tie Jerry Rice (23) for the most total touchdowns of 60 or more yards in NFL history.
- Jackson has 26 career touchdowns of 50 or more yards and needs one more to tie Terrell Owens (27) for the third-most total touchdowns of 50 or more yards since the 1970 NFL merger.

RB Doug Martin

- Martin has 11 100-yard rushing games as a Buccaneer and needs one more to pass Warrick Dunn (11 from 1997-2001, 2008) for second-most and four more to pass James Wilder (14 from 1981-89) for the most 100-yard rushing games in franchise history.
- Martin has 4,354 yards rushing yards as a Buccaneer and needs 616 more to pass Warrick Dunn (4,969 from 1997-2001, 2008) for third-most, 702 more to pass Mike Alstott (5,088 from 1996-2006) for second-most and 1,603 more to pass James Wilder (5,957 from 1981-89) for the most rushing yards in team history.
- Martin has 25 rushing touchdowns as a Buccaneer and needs 12 more to pass Errict Rhett (37 from 1981-89) for the second-most rushing touchdowns in franchise history.
- Martin has 27 touchdowns from scrimmage as a Buccaneer and one more to pass Mark Carrier (27 from 1987-92) for the seventh-most and tie Warrick Dunn (28 from 1997-2001, 2008) and Joey Galloway (28 from 2004-08) for fifth-most and four more to tie Kevin House (31 from 1980-86) for fourth-most touchdowns in franchise history.
- Martin has 5,380 yards from scrimmage as a Buccaneer and needs 344 more to pass Michael Pittman (5,723 from 2002-07) for the fourth-most scrimmage yards in team history.

DT Gerald McCoy

- McCoy has five career multi-sack games and needs one more to tie David Logan (six from 1979-1986) for the fifth-most in franchise history and the third-most by a defensive tackle in team history.

WHAT TO WATCH FOR

QB Jameis Winston

- Winston has recorded 57 touchdown passes through his first three seasons and needs six more this season needs to tie Ryan Tannehill (63 from 2012-14) for 10th-most, seven more to tie Cam Newton (64 from 2011-13) for ninth-most, nine more to tie Matt Ryan (66 from 2008-10) for eighth-most, 12 more to tie Blake Bortles (69 from 2014-16) for seventh-most, 15 more to tie Russell Wilson (72 from 2012-14) for sixth-most, 23 more to tie Andy Dalton (80 from 2011-13) for fifth-most, 24 more to tie Derek Carr (81 from 2014-16) for fourth-most, 28 more to tie Peyton Manning (85 from 1998-2000) for third-most, 29 more to tie Andrew Luck (86 from 2012-14) for second-most and 41 more to tie Dan Marino (98 from 1983-85) for the most passing touchdowns by a player from their rookie season through their third season.
- Winston has 9,391 passing yards through his first two seasons and needs 816 more to pass Joe Flacco (10,206 from 2008-10) for 10th-most, 1,166 more to pass Drew Bledsoe (10,556 from 1993-95) for ninth-most, 1,804 more to pass Derek Carr (11,194 from 2014-16) for eighth-most, 1,851 more to pass Blake Bortles (11,241 from 2014-16) for seventh-most, 1,862 more to pass Ryan Tannehill (11,252 from 2012-14) for sixth-most, 1,909 more to pass Cam Newton (11,299 from 2011-13) for fifth-most, 1,970 more to pass Andy Dalton (11,360 from 2011-13) for fourth-most, 2,041 more to pass Dan Marino (11,431 from 1983-85) for third-most, 2,897 more to pass Peyton Manning (12,287 from 1998-2000) for second-most and 3,567 more to Andrew Luck (12,957 from 2012-14) for the most passing yards by a player from their rookie season through their third season.

QB Jameis Winston

- Winston has 57 career touchdown passes and needs four more to tie Steve DeBerg (61 from 1984-87, 1992-93) for sixth-most, seven more to tie Brad Johnson (64 from 2001-04) for fifth-most, 13 more to tie Trent Dilfer (70 from 1994-99) for fourth-most, 16 more to tie Doug Williams (73 from 1978-82) for third-most, 20 to tie Vinny Testaverde (77 from 1987-92) for second-most and 23 more to tie Josh Freeman (80 from 2009-13) for the most passing touchdowns in franchise history.
- Winston has 9,330 career passing yards and needs 49 more to pass Steve DeBerg (9,439 from 1984-87, 1992-93) for sixth-most, 1,550 more to pass Brad Johnson (10,940 from 2001-04) for fifth-most, 3,257 more to pass Doug Williams (12,648 from 1978-82) for fourth-most and 3,578 more to pass Trent Dilfer (12,969 from 1994-99) for the third-most passing yards in franchise history.

LAST REGULAR SEASON MEETING

Tampa Bay 27, Buffalo 6 (December 8, 2013)

TAMPA – The Tampa Bay Buccaneers won their fourth game in the past five with a 27-6 Week 14 victory over the Buffalo Bills, aided by a team defensive performance that included seven sacks and five takeaways. Buffalo won the coin toss and deferred to the second half, giving Tampa Bay the game's opening drive. The Buccaneers made quick work of it, as running back Bobby Rainey broke free of defenders and rushed 80 yards – the longest run in franchise history – to the end zone for the 7-0 lead a mere 18 seconds into game play. The Bills were forced to punt on their first drive, and though a roughing the kicker penalty on the punt extended the drive, the Buccaneers defense held strong and forced a second three-and-out. Following a punt by Tampa Bay, Buffalo put its first points on the board with a 40-yard field goal by kicker Dan Carpenter. Buccaneers wide receiver Vincent Jackson was the star of Tampa Bay's next drive, making a leaping 22-yard reception on third down to move into Buffalo territory and then, three plays later, hauling in a 38-yard touchdown pass under heavy interference after quarterback Mike Glennon scrambled to evade pressure on third-and-14. Up 14-3, Tampa Bay forced another Buffalo punt after quarterback E.J. Manuel was sacked twice in a single series, which was followed by a Buccaneers punt. Manuel was then picked off by linebacker Lavonte David, but the ball returned to the Bills after cornerback Jairus

Byrd intercepted Glennon. However, Manuel threw a second interception, this time nabbed by cornerback Johnthan Banks. Tampa Bay made the score 17-3 with a 53-yard field goal by kicker Rian Lindell four plays later. The teams then traded punts, but Bills returner Leodis McKelvin muffed the punt and the ball was recovered by the Buccaneers at the Buffalo 21. Buffalo cornerback Stephon Gilmore prevented a Tampa Bay score with an interception of Glennon on the ensuing drive, but the Bills offense was unable to move the ball and once again punted. With five minutes left in the first half, the Buccaneers took possession of the ball at their own 43. This time, Tampa Bay was able to capitalize on a costly roughing the passer penalty on third-and-15, extending its drive which ended with a five-yard pass from Glennon to tight end Tim Wright, making the score 24-3 at halftime. The Bills scored with a 52-yard field goal on the first drive of the second half, bringing the score to 24-6. After a Buccaneers punt, Manuel and the Bills drove to the Tampa Bay 31, but linebacker Mason Foster became the third Buccaneer of the day to record a Manuel interception. Following another punt by Tampa Bay, the defense recorded its fifth takeaway, as cornerback Darrelle Revis hit wide receiver Robert Woods to allow David to scoop up the pass for the interception. Four plays later, the Buccaneers added a 32-yard field goal by Lindell for the 27-6 score upon which the game would end.

REGULAR SEASON SERIES HIGHLIGHTS

AGAINST THE OPPOSITION

Tampa Bay rolled to a 31-10 rout (11/19/78) behind the rushing of RBs **Johnny Davis** (73 yards, 1 TD) and **Ricky Bell** (54 yards, 1 TD)... QB **Mike Rae** added two touchdown passes and **Cedric Brown** added two interceptions... **Lee Roy Selmon** forced a fumble with 36 seconds remaining to preserve a 24-23 Bucs win (12/19/82)... Tampa Bay rookie RB **Melvin Carver** rushed for a career-high 89 yards and scored on both a rushing and receiving touchdown... The Bucs turned two fumbled kickoff returns into touchdowns and held on for a 34-28 victory (11/2/86)... RB James Wilder ran for 97 yards on 20 carries, including a 45-yard TD run... Tampa Bay held an opponent without a touchdown for the first time since 1986 as it downed Buffalo 10-5 (12/4/88)... Bills QB **Jim Kelly** finds TE **Keith McKeller** for game-winning TD with less than six minutes remaining for 17-10 Bills win (9/22/91)... Bucs RB **Reggie Cobb** rushes for a game-high 70 yards in the losing effort... In their 31-17 win over Buffalo (11/26/00), Tampa Bay's defense collects six sacks, including two by DT **Warren Sapp**... Sapp's two sacks gave him 13.5 for the year, breaking **Lee Roy Selmon's** franchise record for sacks in a single season... RB **Warrick Dunn** posted touchdown runs of six and 39 yards in the contest... Rookie RB **Carnell "Cadillac" Williams** rushed for 128 yards and one touchdown on 24 carries, LB **Shelton Quarles** forced Bills QB **J.P. Losman** out of the back of the end zone for a safety, and FB **Mike Alstott** added a one yard touchdown run as the Bucs won 19-3 (9/18/05)... TE **Kellen Winslow** caught seven passes for 90 yards and one touchdown in a losing effort (9/20/09)... The Buccaneers scored on just the second play from scrimmage, with RB **Bobby Rainey** running 80 yards for a score, the longest run in team history and the fastest score in team history, helping jump start the team en route to a 27-6 victory (12/8/13)... In a strong defensive performance, the Buccaneers recorded five takeaways (four interceptions, one fumble recovery), including two picks by LB **Lavonte David**... Tampa Bay kept the pressure high on Bills rookie QB **E.J. Manuel**, sacking him seven times, with seven different players each recording at least a half sack, led by DE **William Gholston's** 1.5.

Below are highlights of how selected Buccaneers have performed during their careers against the Buffalo Bills.

S Chris Conte: While with the Chicago Bears, registered six tackles and an interception (9/7/14).

LB Lavonte David: Helped lead a Buccaneers defense that recorded five takeaways and seven sacks against Buffalo (12/8/13), finishing the game with nine tackles, one sack, two interceptions and two passes defended...

QB Ryan Fitzpatrick: Completed 24-of-34 passes (70.6 pct.) for 374 yards and one touchdown, for a passer rating of 116.5 (9/15/16)... Completed 20-of-30 passes for 310 yards and two touchdowns, for a 109.0 passer rating (1/1/17)... Both games came while Fitzpatrick was with the New York Jets.

DE William Gholston: Recorded a career-high 1.5 sacks in Buccaneers victory (12/8/13).

CB Brent Grimes: While with the Atlanta Falcons, recorded nine tackles and an interception (12/27/09)... Tallied three passes defended as a member of the Miami Dolphins (9/14/14).

WR DeSean Jackson: In two career games against Buffalo (one with Philadelphia, one with Washington), has 11 catches for 239 yards and two touchdowns... Caught five passes for 86 yards and one touchdown with the Eagles (10/9/11)... As a member of the Redskins, caught six passes for 153 yards, including a 77-yard touchdown (12/20/15).

CB Robert McClain: While with the Atlanta Falcons, notched five tackles, one pass defended and a forced fumble (12/1/13).

DT Gerald McCoy: Tied a season high with six tackles, and added a sack of Bills QB E.J. Manuel in a Tampa Bay victory (12/8/13).

DT Sealter Siliga: As a member of the New England Patriots, recorded nine tackles, a sack and a forced fumble (12/29/13).

S T.J. Ward: While with the Cleveland Browns, intercepted a pass and returned it 44 yards for a touchdown, his first career score (10/3/13).

HEAD TO HEAD

Tampa Bay leads 7-3 (Regular Season)

Season	Result	Site
1976	L, 14-9	Tampa
1978	W, 31-10	Tampa
1982	W, 24-23	Tampa
1986	W, 34-28	Tampa
1988	W, 10-5	Tampa
1991	L, 17-10	Tampa
2000	W, 31-17	Tampa
2005	W, 19-3	Tampa
2009	L, 33-20	Buffalo
2013	W, 27-6	Tampa

REGULAR SEASON SUPERLATIVES VS. BUFFALO

INDIVIDUAL SINGLE-GAME HIGHS VS. BUFFALO

RUSHING YARDS

Yards	Player	Game
128	C. Williams	vs. 9/18/05
127	B. Rainey	vs. 12/8/13
106	W. Dunn	vs. 11/26/00
97	J. Wilder	vs. 11/2/86
89	M. Carver	vs. 12/19/82

RUSHING TOUCHDOWNS

Number	Player	Game
2	2 times, last W. Dunn	vs. 11/26/00
1	10 times, last B. Rainey	vs. 12/8/13

PASSING YARDS

Yards	Player	Game
296	B. Leftwich	@ 9/20/09
204	D. Williams	vs. 12/19/82
193	S. Young	vs. 11/2/86
170	S. Spurrier	vs. 9/26/76
156	V. Testaverde	vs. 12/4/88

PASSING TOUCHDOWNS

Number	Player	Game
3	B. Leftwich	@ 9/20/09
2	3 times, last M. Glennon	vs. 12/8/13

RECEPTIONS

Number	Player	Game
9	J. Wilder	vs. 12/19/82
6	M. Clayton	vs. 9/18/05
5	2 times, last B. Hill	vs. 9/22/91
4	4 times, last J. Green	vs. 11/26/00

RECEIVING YARDS

Yards	Player	Game
90	K. Winslow	@ 9/20/09
84	M. Clayton	vs. 9/18/05
80	M. Stovall	@ 9/20/09
70	V. Jackson	vs. 12/8/13
69	K. House	vs. 12/19/82

RECEIVING TOUCHDOWNS

Number	Player	Game
1	9 times, last V. Jackson	vs. 12/8/13

TEAM SINGLE-GAME HIGHS VS. BUFFALO

FIRST DOWNS

Number	Game
22	2 times, last vs. 9/22/91
20	2 times, last vs. 11/2/86
19	2 times, last @ 9/20/09
18	vs. 9/18/05
13	2 times, last vs. 12/8/14

TOTAL NET YARDS

Yards	Game
353	@ 9/20/09
342	vs. 12/19/82
338	vs. 9/26/76
318	vs. 9/18/05
312	vs. 11/19/78

NET YARDS RUSHING

Yards	Game
208	vs. 11/19/78
191	vs. 9/18/05
170	vs. 9/26/76
165	vs. 12/8/13
138	2 times, last vs. 9/22/91

NET YARDS PASSING

Yards	Game
296	@ 9/20/09
204	vs. 12/19/82
171	vs. 11/2/86
168	vs. 9/26/76
165	vs. 9/22/91

RUSHING TOUCHDOWNS

Number	Game
3	2 times, last vs. 11/26/00
2	2 times, last vs. 9/18/05
1	4 times, last vs. 12/8/13

PASSING TOUCHDOWNS

Number	Game
3	@ 9/20/09
2	3 times, last vs. 12/8/13

CONNECTIONS

FORMER BUCCANEERS

- Bills Defensive Coordinator **Leslie Frazier** held the same role with the Buccaneers for two seasons (2014-15).
- Bills Defensive Backs Coach **Gill Byrd** was the cornerbacks coach in Tampa Bay for two seasons (2014-15).
- Bills Quarterbacks Coach **David Culley** spent two seasons as the wide receivers coach for the Buccaneers (1994-95).
- Bills CB **Leonard Johnson** began his NFL career with the Tampa Bay Buccaneers when he was signed as an undrafted free agent in 2012, and he went on to spend four seasons with the team (2012-15).

FORMER BILLS

- Buccaneers Director of College Scouting **Mike Biehl** spent three seasons in the Bills' personnel department (1998-2000).
- Buccaneers Director of Player Engagement **Duke Preston** was drafted by the Buffalo Bills in the fourth round of the 2005 NFL Draft and spent four seasons with the organization (2005-08).
- Buccaneers LS **Garrison Sanborn** played in Buffalo for eight seasons (2009-16).
- Buccaneers QB **Ryan Fitzpatrick** spent four seasons in Buffalo (2009-12).

COACHING CONNECTIONS

- Buccaneers Head Coach **Dirk Koetter** (2007-11), Special Teams Coordinator **Nate Kaczor** (2008-11), Linebackers Coach **Mark Duffner** (2006-13) and Assistant Defensive Line Coach **Paul Spicer** (2011-12) coached with Bills Tight Ends Coach **Rob Boras** (2010-11), Linebackers Coach **Bob Babich** (2013-15) and Assistant Special Teams Coach **Matt Smiley** (2013-16) in Jacksonville.
- Buccaneers Running Backs Coach **Tim Spencer** (2004-12), Secondary Coach Jon Hoke (2009-14) and Quarterbacks Coach **Mike Bajakian** (2004-06) coached with Bills Defensive Backs Coach **Gill Byrd** (2006-12), **Boras** (2004-09) and **Babich** (2004-12) in Chicago.
- Buccaneers Defensive Assistant **Danny Breyer** (2015) and **Mark Duffner** (2014-15) coached with Bills Wide Receivers Coach **Phil McGeoghan** (2012-15) in Miami.
- Buccaneers Defensive Line Coach **Jay Hayes** and Bills Defensive Coordinator **Leslie Frazier** coached together in Cincinnati (2003-04).
- Buccaneers Offensive Line Coach **George Warhop** and Bills Assistant Defensive Backs Coach **Bobby Babich** coached together in Cleveland (2013).

STAFF CONNECTIONS

- Buccaneers WR **DeSean Jackson** played for the Eagles while Bills Quarterbacks Coach **David Culley** was the wide receivers coach in Philadelphia (2008-13).
- Buccaneers LB **Adarius Glanton** (2014) and CB **Robert McClain** (2012-14) were members of the Panthers when Bills Head Coach **Sean McDermott** was the defensive coordinator in Carolina. **McClain** was selected in the seventh round of the 2010 NFL Draft by the Carolina Panthers when Bills General Manager **Brandon Beane** was Carolina's director of football operations.
- Buccaneers Head Coach **Dirk Koetter** (2012-14), Defensive Coordinator **Mike Smith** (2008-14) and Assistant Wide Receivers/Game Management Coach **Andrew Weidinger** (2007-14) were all coaching in Atlanta when Bills FB **Patrick DiMarco** was a member of the Falcons.
- Buccaneers S **T.J. Ward** was a member of the Browns when Bills Assistant Defensive Backs Coach **Bobby Babich** was the assistant defensive backs/safeties coach in Cleveland (2013).
- Buccaneers Assistant Defensive Line Coach **Paul Spicer** held the same role in Jacksonville when Bills DE **Ryan Davis** was a member of the Jaguars.

BUFFALO TIES

- Buccaneers College Scout **Andre Forde** played collegiately at the University at Buffalo where he graduated with a Bachelor's Degree in Sociology.

FLORIDA TIES

- Bills DE **Ryan Davis** is a native of Tampa and played collegiately at Bethune-Cookman.
- Bills FB **Patrick DiMarco** is a native of Altamonte Springs.
- Bills CB **Leonard Johnson** is a native of Clearwater.
- Bills LB **Matt Milano** is a native of Orlando.
- Bills TE **Nick O'Leary** is a native of Palm Beach and played collegiately at Florida State.
- Bills QB **Nathan Peterman** is a native of Jacksonville.

FORMER NFL TEAMMATES

- Buccaneers CB **Brent Grimes** (2013-15) and **Chris Baker** (2010) were teammates with Bills TE **Charles Clay** (2011-14) and G **Richie Incognito** (2010-13) in Miami.
- **Baker** and Bills LB **Lorenzo Alexander** were teammates in Washington (2011-12).
- Buccaneers S **T.J. Ward** and Bills S **Jordan Poyer** were teammates in Cleveland (2013).
- Buccaneers WR **DeSean Jackson** (2008-13) played alongside Bills RB **LeSean McCoy** (2009-14), S **Jordan Poyer** (2013), DT **Cedric Thornton** (2011-15) and DB **Colt Anderson** (2010-13) in Philadelphia.
- Buccaneers CB **Robert McClain** (2010, 2015-16) and LB **Adarius Glanton** (2014) played alongside Bills FB **Mike Tolbert** (2012-16), CB **Leonard Johnson** (2016) and QB **Joe Webb** (2014-16) in Carolina.
- Buccaneers DB **Josh Robinson** (2012-15) played alongside Bills RB **Joe Banyard** (2013-14), QB **Joe Webb** (2012) and T **Vladimir Ducasse** (2014) in Minnesota (2013-14).
- Buccaneers P **Bryan Anger** and Bills DE **Ryan Davis** were teammates in Jacksonville (2012-15).
- Buccaneers RB **Jacquizz Rodgers** (2011-14), CB **Robert McClain** (2012-14) and C **Joe Hawley** (2010-14) were teammates with Bills FB **Patrick DiMarco** (2013-16) in Atlanta.
- Rodgers also played alongside Bills T **Vladimir Ducasse** and TE **Khari Lee** in Chicago (2015). Buccaneers S **Chris Conte** and Bills T **Jordan Mills** also played together for the Chicago Bears (2013-14).
- Buccaneers DT **Clinton McDonald** (2011-13), G **J.R. Sweezy** (2012-15) and DT **Sealver Siliga** (2016) were teammates with Bills K **Stephen Hauschka** in Seattle. Buccaneers DE **Robert Ayers** also played alongside Hauschka while the two were in Denver (2010).
- Buccaneers QB **Ryan Griffin** and Bills LB **Ramon Humber** were teammates in New Orleans (2013-14).
- Buccaneers OL **Evan Smith** (2009, 2011-13) played alongside Bills S **Micah Hyde** (2013-16) and DT **Jerel Worthy** (2012-13) in Green Bay.
- Buccaneers DE **Will Clarke** and Bills WR **Brandon Tate** were teammates in Cincinnati (2014-15).

FORMER COLLEGE TEAMMATES

- Buccaneers QB **Jameis Winston** and Bills TE **Nick O'Leary** were teammates at Florida State (2012-14).
- Buccaneers DE **Will Gholston** and Bills DT **Jerel Worthy** were teammates at Michigan State (2010-11).
- Buccaneers WR **Adam Humphries** and Bills DE **Shaq Lawson** were teammates at Clemson (2013-14).
- Buccaneers RB **Jacquizz Rodgers** and Bills S **Jordan Poyer** were teammates at Oregon State (2009-10).
- Buccaneers DE **Noah Spence** and Bills DT **Adolphus Washington** were teammates at Ohio State (2012-13).
- Buccaneers LB **Kwon Alexander** (2012-14) and LB **Kendell Beckwith** (2013-16) were teammates with Bills CB **Tre'Davious White** (2013-16) and LS **Reid Ferguson** (2012-15) at Louisiana State.
- Buccaneers G **J.R. Sweezy** and Bills K **Stephen Hauschka** were teammates at North Carolina State (2007).
- Buccaneers OL **Caleb Benenoch** and Bills T **Conor McDermott** were teammates at UCLA (2013-15).



Dirk Koetter was named the 11th head coach in franchise history on January 15, 2016, after serving as offensive coordinator in 2015.

In his first season as an NFL head coach, Koetter led Tampa Bay to a 9-7 record, the team's most wins since 2010 and the second-most wins by any coach in their first season with the Buccaneers (Jon Gruden – 12).

Over the past two seasons, Koetter has helped guide the Buccaneers to one of the NFL's top offenses, ranking ninth in yards per game (361.1), having the sixth-highest third-down conversion rate (42.8 pct.) and totaling the sixth-most first downs (676) during that timeframe. The Buccaneers set a franchise record for third-down conversion rate in 2016 at 43.9 pct. Tampa Bay has posted consecutive seasons with at least 5,500 yards of offense for the first time in franchise history. The team has scored at least 340 points in each of the past two seasons, the first time they have reached that mark in back-to-back years. After scoring 342 points (sixth-most in team history) and 37 touchdowns (ninth-most) in 2015, the Buccaneers increased those numbers in 2016, scoring 354 points (fourth-most) and 41 touchdowns (third-most).

In 2016, Koetter continued to help with the development of quarterback Jameis Winston, who set single-season franchise records for passing yards (4,090) and passing touchdowns (28). Winston became the youngest player to throw for 50 touchdowns in NFL history and the first player in league history to throw for at least 4,000 yards in each of his first two seasons. Winston has the second-most passing yards by any player through their first two seasons and the fifth-most passing touchdowns.

Much of Winston's success came from throwing to wide receiver Mike Evans, who earned his first career Pro Bowl nod after recording 96 catches for 1,321 yards and 12 touchdowns. His 12 touchdown receptions tied Evans' own franchise record and tied for the second-most in the NFL in 2016, while his 1,321 receiving yards were the third-most in a season in team history and the fourth-most in the league last year. Evans' 96 receptions are the second-most ever by a Buccaneer and ranked sixth in the NFL last season.

The 2016 season also saw a breakout performance from tight end Cameron Brate, who tied for the NFL lead in touchdown catches by a tight end, with eight, which matched the highest mark ever by a Buccaneers tight end (Jimmie Giles, 1985). Brate was second on the team in both receptions (57) and receiving yards (660), both of which ranked in the top 10 in Buccaneers history for tight ends.

Koetter's first season also saw a defensive improvement, with the Buccaneer recording 29 takeaways, the third-highest mark in the NFL and an improvement from 23 the previous season. After allowing 26.1 points per game in 2015 (26th in the league), the 2016 team allowed only 23.1 points per game (15th in the league). Tampa Bay punter Bryan Anger also had the best punting season in team history in 2016, setting franchise records for punts inside the 20 (37 – tied for the third-most in the NFL) and net punting average (42.7, the fourth-best mark in the NFL).

In his first season with Tampa Bay (2015), Koetter helped pilot one of the most successful offenses in the NFL and one of the best in team history. The team set the franchise records for total yards (6,014 – 357.0 per game), while posting the second-most rushing yards (2,162 – 135.1 per game), the then-second-most passing yards (3,852 – 240.8 per game), along with the then-fifth-most total points (342 – 21.4 per game). Tampa Bay ranked fifth in the NFL in yards per game (375.9), fifth in rushing yards per game (135.1) and second in the league in rush average (4.75). It marked the first time in franchise history that the Buccaneers have finished in the top five in total offense.

Much of Tampa Bay's offensive success in 2015 came at the hands of rookie quarterback Jameis Winston, who accounted for 28 total touchdowns (22 passing, six rushing). Koetter also helped guide Winston to 4,042 passing yards, which were the second-most in a single season in team history and the third-most by a rookie in NFL history. Winston's 22 passing touchdowns were tied for the fourth-most in a single season in team history and the fourth-most by a rookie in NFL history. His six rushing touchdowns and 28 combined touchdowns were the most in a single season by a Buccaneers quarterback, while his 28 total touchdowns were tied for the third-most by a rookie in NFL history.

Prior to Koetter's arrival, the Buccaneers ranked 29th in rushing and tied for 29th in sacks allowed in 2014. In 2015, under Koetter's guidance, the unit completed an impressive turnaround. Despite starting two rookies on the offensive line, Tampa Bay still managed to block for the NFL's second-leading rusher (Doug Martin – 1,402 yards) and tied for the fourth-fewest sacks in the league. While Martin was a large part of the team's success running the ball, he was aided by running back Charles Sims, who totaled 1,090 scrimmage yards (107 rushes for 529 yards, 51 catches for 561 yards). Sims averaged 6.9 yards per touch, the most by any player in the NFL with at least 150 touches since 2011 (Darren Sproles in 2011, 7.6 avg.). Martin and Sims' combined 2,566 yards from scrimmage were the most by a running back duo in the NFL in 2015 and set a franchise record for backfield teammates.

Koetter also played a key role in revamping the Buccaneers' passing game. Part of the team's success passing the ball came from targeting top wide receiver Mike Evans, who caught 74 passes for 1,206 yards. His 1,206 yards are the seventh-most in a single season in team history and stood as the 11th-most in the league in 2015. Sims' 561 receiving yards were the fourth-most by a running back in the NFL in 2015, while his four receiving touchdowns set a franchise record and tied for the second-most in the league by a running back.

DIRK KOETTER

Koetter joined the Buccaneers after three seasons working as the offensive coordinator for the Atlanta Falcons (2012-14). During his three seasons with Atlanta, the team cumulatively ranked second in the NFL in completion percentage (67.4), third in third-down conversion percentage (44.1), fourth in passing yards (277.2 per game), ninth in passing touchdowns (86), ninth in passer rating (93.9), 10th in points (24.0 per game) and 10th in total yardage (363.5 per game), while posting the second-fewest penalties (243) and penalty yards (2,043), seventh-fewest turnovers (69) and the ninth-lowest interception percentage (2.4) in the league. Koetter was part of the Falcons staff that went 13-3 in 2012 and played in the NFC Championship Game.

Under Koetter, Falcons quarterback Matt Ryan posted three of the four highest passing yardage seasons in franchise history to that point, as well as three of the five highest completion percentage seasons. In 2012, Ryan set then-franchise records and personal bests in passing yards (4,719), completion percentage (68.6) and passing touchdowns (32), while recording the second-highest passer rating mark in Falcons history (99.1). Atlanta wide receivers also flourished under Koetter, with Julio Jones setting a then-franchise record and ranking third in the NFL in receiving yards in 2014 with 1,593 yards. In those three seasons, the Falcons had a different player lead the team in receiving yards each season (Roddy White, 2012; Harry Douglas, 2013; Jones, 2014).

While Koetter was in charge of the Falcons' offense, he coached three players to Pro Bowl appearances (Julio Jones, 2012, 2014; Tony Gonzalez, 2012-13; Matt Ryan, 2012), with Gonzalez earning first-team All-Pro honors in 2012. In his first season with Koetter in 2012, Gonzalez set a franchise record for receiving yards by a tight end, recording 93 catches for 930 yards – the most he had recorded in either category since 2008. That same season, Jones and White combined for 2,549 receiving yards, the most by a duo in the NFL.

Prior to joining the Falcons, Koetter spent five seasons as the offensive coordinator of the Jacksonville Jaguars (2007-11). In his five years with the Jaguars, the team cumulatively ranked third in the NFL in rushing yards (132.0 per game) and sixth in rushing average (4.41). Koetter's Jacksonville offenses also showed a penchant for taking care of the football, tallying the seventh-fewest turnovers in the league during that time.

Koetter had immediate success in Jacksonville, with his 2007 team setting franchise records in points (25.7 per game, sixth in the NFL) and total offense (357 yards per game, seventh in the NFL). In his first season as the starter, quarterback David Garrard ranked third in the NFL and set a franchise record in passer rating (102.2), throwing a league-low three interceptions, while leading the team to a Wild Card playoff berth and a win over the Pittsburgh Steelers. In 2008, Garrard threw for a career-best 3,620 yards and in 2010 he tossed 23 touchdowns, a career high and a franchise record.

While with the Jaguars, Koetter coached four different players to six Pro Bowl selections, including running back Maurice Jones-Drew, who earned three trips to the Pro Bowl and led the NFL in rushing in 2010 en route to earning an All-Pro selection. Koetter also helped tight end Mercedes Lewis earn a Pro Bowl berth following the 2010 season, when Lewis caught 10 touchdown passes, then tied for the most in a season in Jaguars history.

Before joining the Jaguars, Koetter spent 22 years at the collegiate level, the final six as the head coach at Arizona State (2001-06). In his six seasons with the Sun Devils, Koetter led the team to four bowl games, posting a 40-34 record. Working as both the head coach and offensive coordinator, he helped Arizona State average nearly 30 points per game over six seasons, while ranking in the top 20 in the nation in passing offense in five of his six years. In addition, five of the six Sun Devil teams during Koetter's tenure produced a 1,000-yard receiver and quarterbacks that threw for 20 or more touchdowns in five of six seasons.

Koetter's first head coaching opportunity came at Boise State, where he spent three seasons (1998-2000), finishing with a 26-10 record and two consecutive bowl wins. He was a two-time Big West Coach of the Year and two-time conference champion.

A native of Pocatello, Idaho, Koetter played collegiately at Idaho State (1978-81), helping his team to a Division I-AA national championship as a senior. He graduated with a bachelor's degree in physical education and earned a master's in athletic administration a year later. After getting his master's, he became the head coach at Highland (Idaho) High School, where he worked from 1983-84, going 19-4 and winning the 1984 state championship.

In 1985, Koetter worked as the offensive coordinator at San Francisco State and from 1986-88 was the offensive coordinator and quarterbacks coach at the University of Texas El-Paso. He then served as offensive coordinator/quarterbacks coach at Missouri from 1989-93 and offensive coordinator at Boston College (1994-95) and Oregon (1996-97).

Koetter, 58, and his wife, Kim, have two daughters, Kaylee and Kendra, and two sons, Derek and Davis.

DIRK KOETTER COACHING CAPSULE

Coaching Years in NFL: 11th year (2nd as Head Coach)

Buccaneers Head Coach: 2nd year

Regular Season Record: 11-10 (.523)

Postseason Record: 0-0 (N/A)

ASSISTANT COACHES

OFFENSE



Offensive Coordinator/Wide Receivers Coach **Todd Monken**

- **Experience:** 6th Year NFL, 2nd Year Buccaneers
- **Notes:** Tampa Bay averaged 346.4 yards per game in 2016, the third-highest mark in team history, while scoring 22.1 points per game, the fourth-most in team history.
- **Gameday Location:** Field



Quarterbacks Coach **Mike Bajakian**

- **Experience:** 6th Year NFL, 3rd Year Buccaneers
- **Notes:** QB Jameis Winston set single-season franchise records in passing yards (4,090) and passing touchdowns (28) in 2016.
- **Gameday Location:** Field



Assistant Offensive Line **Butch Barry**

- **Experience:** 3rd Year NFL, 3rd Year Buccaneers
- **Notes:** Helped coach a unit that saw second-year players guard Ali Marpet and tackle Donovan Smith each play every single snap for the Buccaneers.
- **Gameday Location:** Coaching Booth



Offensive Assistant **Skyler Fulton**

- **Experience:** 1st Year NFL, 1st Year Buccaneers
- **Notes:** Fulton, who worked with the Buccaneers in the 2016 preseason and during the final weeks of the regular season, is in his first full season as a coach with the team.
- **Gameday Location:** Field



Offensive Quality Control **Zack Grossi**

- **Experience:** 4th Year NFL, 4th Year Buccaneers
- **Notes:** After spending time with the personnel department (2014-15) and as assistant to the head coach (2016), Grossi is in his first season as offensive quality control.
- **Gameday Location:** Coaching Booth



Running Backs Coach **Tim Spencer**

- **Experience:** 13th Year NFL, 4th Year Buccaneers
- **Notes:** Helped coach Jacquizz Rodgers to a career-high and team-leading 560 rushing yards, including his first two career 100-yard games, in 2016.
- **Gameday Location:** Field



Tight Ends Coach **Ben Steele**


- **Experience:** 5th Year NFL, 4th Year Buccaneers
- **Notes:** In his first season as the tight ends coach in 2017, after spending the previous three seasons as offensive quality control with the Buccaneers.
- **Gameday Location:** Field

OFFENSE (CONT.)



Run Game Coordinator/Offensive Line Coach **George Warhop**

- **Experience:** 22nd Year NFL, 4th Year Buccaneers
- **Notes:** Helped coach an offense that converted a franchise-record 43.9 percent of third-down attempts, the sixth-highest mark in the NFL..
- **Gameday Location:** Field



Asst. Wide Receivers Coach/Game Management **Andrew Weidinger**


- **Experience:** 10th Year NFL, 2nd Year Buccaneers
- **Notes:** WR Mike Evans had career highs in receptions (96), receiving yards (1,321) and receiving touchdowns (12), earning his first career Pro Bowl selection..
- **Gameday Location:** Coaching Booth

DEFENSE




Defensive Coordinator **Mike Smith**

- **Experience:** 18th Year NFL, 2nd Year Buccaneers
- **Notes:** Forced 29 takeaways last season, the third-highest mark in the NFL, including 17 interceptions, the fourth-most in the league.
- **Gameday Location:** Coaching Booth



Defensive Quality Control **Dave Borgonzi**

- **Experience:** 7th Year NFL, 4th Year Buccaneers
- **Notes:** Assisted a Buccaneers' defense that held opponents to a league-low 34.4 percent third-down conversion rate, the best mark by a Buccaneers defense since 2003.
- **Gameday Location:** Coaching Booth



Defensive Assistant **Danny Breyer**

- **Experience:** 3rd Year NFL, 2nd Year Buccaneers
- **Notes:** Breyer spent the 2016 season as a football analytics assistant. He is in his first season as a defensive assistant in 2017.
- **Gameday Location:** Field



Linebackers Coach **Mark Duffner**

- **Experience:** 21st Year NFL, 2nd Year Buccaneers
- **Notes:** LB Lavonte David was voted as a Pro Bowl alternate, while tying for the NFL lead in tackles for loss, with 17.
- **Gameday Location:** Field



Defensive Line Coach **Jay Hayes**

- **Experience:** 19th Year NFL, 2nd Year Buccaneers
- **Notes:** DT Gerald McCoy earned his fifth consecutive Pro Bowl selection after recording a team-leading 7.0 sack, the fourth-most in the NFL among defensive tackles.
- **Gameday Location:** Field

ASSISTANT COACHES (CONT.)

DEFENSE (CONT.)



Secondary Coach **Jon Hoke**

- **Experience:** 15th Year NFL, 2nd Year Buccaneers
- **Notes:** Tampa Bay's secondary was responsible for 14 of the team's 17 interceptions, with CB Brent Grimes and S Keith Tandy tying for the team lead in interceptions with four.
- **Gameday Location:** Field



Defensive Backs Coach **Brett Maxie**

- **Experience:** 17th Year NFL, 2nd Year Buccaneers
- **Notes:** CB Brent Grimes was named a Pro Bowl alternate in 2016, after leading the NFL in passes defended, with 24.
- **Gameday Location:** Coaching Booth



Assistant Defensive Line Coach **Paul Spicer**

- **Experience:** 5th Year NFL, 3rd Year Buccaneers
- **Notes:** Assisted in the development of rookie DE Noah Spence, who notched 5.5 sacks and three forced fumbles in his debut campaign.
- **Gameday Location:** Coaches Booth

SPECIAL TEAMS



Special Teams Coordinator **Nate Kaczor**

- **Experience:** 9th Year NFL, 1st Year Buccaneers
- **Notes:** P Bryan Anger set Buccaneers records for both punts inside the 20 (37) and net punting average (42.7).
- **Gameday Location:** Field



Assistant Special Teams Coach **Carlos Polk**

- **Experience:** 8th Year NFL, 4th Year Buccaneers
- **Notes:** During Polk's first three seasons as assistant special teams coach (2014-16), Tampa Bay has allowed only 5.5 yards per punt return, the lowest mark in the league during that time.
- **Gameday Location:** Field

ACTIVE ROSTER BREAKDOWN

Oldest Buccaneer: QB Ryan Fitzpatrick, 34, born 11/24/1982
Youngest Buccaneer: WR Chris Godwin, 21, born 2/27/1996
Tallest Buccaneer: T Demar Dotson, 6-9
Shortest Buccaneers: RB Jacquizz Rodgers, 5-6
Heaviest Buccaneer: DT Sealver Siliga, 345
Lightest Buccaneer: WR DeSean Jackson, WR Bernard Reedy, 175
Most Seasons as a Buccaneer: T Demar Dotson, 9, joined in 2009
Most NFL Seasons: 13: QB Ryan Fitzpatrick

Former First-Round Picks: 8, R. Ayers (18th), M. Evans (7th), V. Hargreaves III (11th), O.J. Howard (19th), D. Martin (31st), G. McCoy (3rd), J. Winston (1st)

Former Pro Bowlers: 8: M. Evans, B. Grimes, L. David, D. Jackson, D. Martin, G. McCoy, T.J. Ward, J. Winston

Buccaneers with SB Exp.: 7:
 R. Ayers (XLIX w/DEN); R. McClain (50 w/CAR);
 C. McDonald (XLVIII w/SEA); S. Siliga (XLIX w/NE);
 E. Smith (XLV w/GB); J.R. Sweezy (XLVIII & XLIX w/SEA)
 T.J. Ward (50 w/DEN)

College With Most Buccaneers:
 Florida State & West Virginia tied, 3 each

Conference With Most Buccaneers: SEC, 10:
 Alabama (O.J. Howard), Auburn (Peyton Barber),
 Florida (Vernon Hargreaves), LSU (Kwon Alexander, Kendall Beckwith)
 South Carolina (Isaiah Johnson), Tennessee (Robert Ayers, Luke Stocker),
 Texas A&M (Justin Evans, Mike Evans)

Buccaneers not from Division I: 4
 TE Antony Auclair (Laval); CB Brent Grimes (Shippensburg);
 G Ali Marpet (Hobart); T Leonard Wester (Missouri Western)

State that produced most Buccaneers: California & Florida
 8 each

TEAM CAPTAINS

Offense

Mike Evans (1st year)
 Jameis Winston (2nd year)

Defense

Kwon Alexander (1st year)
 Lavonte David (4th year)
 Gerald McCoy (6th year)

Special Teams

Josh Robinson (1st year)

SEAN McDERMOTT



On January 11 2017, the Buffalo Bills named Sean McDermott the 20th head coach in franchise history. McDermott joined the Bills after spending six seasons as the defensive coordinator of the Carolina Panthers where he developed a top-10 defense in four of his six seasons in charge.

Over the past six seasons, the Panthers defense ranked second in the NFL in sacks (261), third in turnovers forced

(169), sixth in rushing yards allowed per game (103.3), ninth in yards per game (339.1) and 12th in points allowed per game (22.1). In his time in Carolina, McDermott helped the Panthers to three division titles and a trip to Super Bowl 50.

McDermott came to Carolina following 12 seasons with the Philadelphia Eagles. He spent his two seasons in Philadelphia as defensive coordinator, helping the Eagles to the playoffs in each of those seasons. McDermott coached the secondary and linebackers before becoming defensive coordinator, learning under the late Jim Johnson, the Eagles' legendary defensive coordinator. In 2007, McDermott took over the linebackers after serving as the secondary/safeties coach from 2004-06.

McDermott worked as the team's assistant defensive backs coach in 2003 and as the defensive assistant/quality control coach from 2001-02, assisting with linebackers. He joined the organization in 1998 as a scouting administrative coordinator before being promoted to assistant to the head coach in 1999.

An All-Atlantic 10 Conference choice at safety for William & Mary as a senior in 1997, McDermott graduated with a degree in finance and began his coaching career as a graduate assistant at his alma mater in 1998. He and his wife Jamie, have three children.

SEAN McDERMOTT COACHING CAPSULE

Coaching Years in NFL: 16th year (1st as Head Coach)
Bills Head Coach: 1st year
Regular Season Record: 3-2 (.600)
Postseason Record: 0-0 (N/A)

BUFFALO ASSISTANT COACHES

Offensive Coordinator	Rick Dennison
Defensive Coordinator	Leslie Frazier
Special Teams Coordinator	Danny Crossman
Linebackers	Bob Babich
Asst. Defensive Backs	Bobby Babich
Tight Ends	Rob Boras
Defensive Backs	Gill Byrd
Offensive Line/Run Game	Juan Castillo
Quarterbacks	David Culley
Asst. Offensive Line	Andrew Dees
Defensive Quality Control	John Egorugwu
Offensive Assistant	Chad Hall
Offensive Quality Control/Asst. Quarterbacks	Marc Lubick
Wide Receivers	Phil McGeoghan
Defensive Assistant	Jim Salgado
Running Backs	Kelly Skipper
Asst. Special Teams	Matthew Smiley
Asst. Defensive Line	Bill Teerlinck
Defensive Line	Mike Waufle

KOETTER/McDERMOTT MATCH-UP

- Head Coach **Dirk Koetter** is facing the Buffalo Bills and Head Coach **Sean McDermott** for the first time.

- McDermott is facing the Tampa Bay Buccaneers for the first time.

JASON LIGHT

Jason Licht was named the fifth general manager of the Tampa Bay Buccaneers on January 21, 2014. Now in his 22nd NFL season, including one as a coach, Licht has had a proven track record of success. Since joining the Miami Dolphins front office in 1995, teams that Licht has been a part of have won over 53 percent of their games, including eight seasons with double-digit victories, while making nine playoff appearances and winning eight division titles, four conference championships and one Super Bowl title. Below is a breakdown of Licht's Year-by-Year record as a personnel member/coach.

JASON LIGHT - YEAR-BY-YEAR RECORD AS PERSONNEL MEMBER/COACH

Year	Team	W	Pct.	Playoffs	Pct.	Result
1995	Miami	9-7	.563	0-1	0.00	3rd in AFC East, Reached Wild Card Playoffs
1996*	Miami	8-8	.500	0-0	-	4th in AFC East
1998	Carolina	4-12	.250	0-0	-	4th in NFC West
1999	New England	8-8	.500	0-0	-	5th in AFC East
2000	New England	5-11	.313	0-0	-	5th in AFC East
2001	New England	11-5	.688	3-0	1.000	1st in AFC East, Won SB XXXVI
2002	New England	9-7	.563	0-0	-	2nd in AFC East
2003	Philadelphia	12-4	.750	1-1	.500	1st in NFC East, Reached Conference Championship
2004	Philadelphia	13-3	.813	2-1	.666	1st in NFC East, Reached Super Bowl XXIX
2005	Philadelphia	6-10	.375	0-0	-	4th in NFC East
2006	Philadelphia	10-6	.625	1-1	.500	1st in NFC East, Reached Divisional Playoffs
2007	Philadelphia	8-8	.500	0-0	-	4th NFC East
2008	Arizona	9-7	.563	3-1	.750	1st in NFC West, Reached Super Bowl XLIII
2009	New England	10-6	.625	0-1	.000	2nd in AFC East, Reached Wild Card Playoffs
2010	New England	14-2	.875	0-1	.000	1st in AFC East, Reached Divisional Playoffs
2011	New England	13-3	.813	2-1	.666	1st in AFC East, Reached Super Bowl XLVI
2012	Arizona	5-11	.313	0-0	-	4th in NFC West
2013	Arizona	10-6	.625	0-0	-	3rd in NFC West
2014	Tampa Bay	2-14	.125	0-0	-	4th NFC South
2015	Tampa Bay	6-10	.400	0-0	-	4th NFC South
2016	Tampa Bay	9-7	.533	0-0	-	2nd NFC South
2017	Tampa Bay	2-3	.667	0-0	-	
TOTALS		183-158	.537	12-8	.600	9 playoff appearances, 7 Division Championships 4 Conference Championships, 1 Super Bowl Championship

*Licht worked as an offensive assistant/quality control coach for Miami this season.

NOTABLE PLAYERS DRAFTED WITH LIGHT

Below is a list of players who have earned postseason honors after being drafted by a team that Licht worked for:

Name, Pos.	Drafted	Team	Notes
Damien Woody, OL	1999 (1st Rd., 17th overall)	New England Patriots	2002 Pro Bowl, 2x SB Champion (XXXVI, XXXVIII)
Kevin Faulk, RB	1999 (2nd Rd., 46th overall)	New England Patriots	Patriots All-2000s Team, 50th Anniversary Team
Tom Brady, QB	2000 (6th Rd., 199th overall)	New England Patriots	2x NFL MVP, 3x Super Bowl MVP
Richard Seymour, DE	2001 (1st Rd., sixth overall)	New England Patriots	NFL 2000s All-Decade Team, 7x Pro Bowl, 5x All-Pro
Matt Light, T	2001 (2nd Rd., 48th overall)	New England Patriots	3x Pro Bowl, All-Pro (2001)
Shawn Andrews, G	2004 (1st Rd., 16th overall)	Philadelphia Eagles	Eagles 75th Anniversary Team, 3x Pro Bowl, 2x All-Pro
Trent Cole, DE	2005 (5th Rd., 146th overall)	Philadelphia Eagles	2x Pro Bowl, All-Pro (2009), 2x Top 100 Player Choice
DeSean Jackson, WR	2008 (2nd Rd., 49th overall)	Philadelphia Eagles	3x Pro Bowl, PFWA All-NFC & 2nd-Team All-Pro (2009)
Julian Edelman, WR	2009 (7th Rd., 232nd overall)	New England Patriots	SB Champion (XLIX), #91 on Top 100 Players (2015)
Devin McCourty, DB	2010 (1st Rd., 27th overall)	New England Patriots	SB Champion (XLIX), 2x All-Pro, Pro Bowl (2010)
Rob Gronkowski, TE	2010 (2nd Rd., 42nd overall)	New England Patriots	SB Champion (XLIX), 4x Pro Bowl, 4x All-Pro
Nate Solder, T	2011 (1st Rd., 17th overall)	New England Patriots	SB Champion (XLIX), 2011 All-Rookie Selection
Chandler Jones, DE	2012 (1st Rd., 21st overall)	New England Patriots	SB Champion (XLIX), Pro Bowl (2015)
Tyrann Mathieu, DB	2013 (3rd Rd., 69th overall)	Arizona Cardinals	All-Pro & Pro Bowl (2015), PFWA All-Rookie Selection
Mike Evans, WR	2014 (1st Rd., seventh overall)	Tampa Bay Buccaneers	All-Pro & Pro Bowl (2017), PFWA All-Rookie Selection,
Jameis Winston, QB	2015 (1st Rd., first overall)	Tampa Bay Buccaneers	Pro Bowl (2016), PFWA All-Rookie Selection
Donovan Smith, T	2015 (2nd Rd., 34th overall)	Tampa Bay Buccaneers	PFWA All-Rookie Selection
Ali Marpet, G	2015 (2nd Rd., 61st overall)	Tampa Bay Buccaneers	PFWA All-Rookie Selection
Kwon Alexander, LB	2015 (4th Rd., 124th overall)	Tampa Bay Buccaneers	PFWA All-Rookie Selection
Vernon Hargreaves III, CB	2016 (1st Rd., 11th overall)	Tampa Bay Buccaneers	PFWA All-Rookie Selection

NEW FREE AGENTS ON THE 2017 TAMPA BAY BUCCANEERS


2017 NOTABLE FREE AGENTS



DT **Chris Baker** comes to Tampa Bay after spending the past five seasons with the Washington Redskins (2012-16). Prior to his time with Washington, Baker saw time with the Denver Broncos and Miami Dolphins. In his career, Baker has played in 78 regular season games, with 42 starts, totaling 181 tackles (26 for loss), 11.5 sacks, five passes defended, five forced fumbles and two fumble recoveries.

In 2015, Baker earned the Sam Huff Defensive Player of the Year award from the Washington Redskins Alumni Association after posting career highs in sacks (6.0), quarterback hits (17), tackles for loss (10), forced fumbles (three) and fumble recoveries (two).

Per Stats, Inc., Baker has 64.5 combined quarterback knockdowns and hurries over the past two seasons. Dating back to 2015, Baker is one of six NFL players to post 100+ tackles, 9+ sacks, and 5+ forced fumbles, joining Khalil Mack, Von Miller, Carlos Dunlap, Melvin Ingram and Brandon Graham.



WR **DeSean Jackson** comes to Tampa Bay after spending the past three seasons with the Washington Redskins (2014-16). Prior to his time with Washington, Jackson spent six seasons with the Philadelphia Eagles (2008-13). In his nine-year career, Jackson has started 123-of-126 regular season games played, catching 498 passes for 8,819 yards and 46 touchdowns.

A three-time Pro Bowl selection (2009, 2010, 2013) and a 2009 second-team Associated Press All-Pro selection (kick returner), Jackson's 8,819 receiving yards are the fifth-most since he entered the league in 2008 (Calvin Johnson, Brandon Marshall, Larry Fitzgerald, Andre Johnson). Among players with 100 career games played, Jackson ranks 15th in league annals with a 70.0 receiving yards per game average. A veteran of postseason play, Jackson has also started all seven playoff contests he has played, catching 21 passes for 338 yards and two touchdowns.

Known for his big-play ability, Jackson is one of five players since the 1970 merger to account for 26 career touchdowns of 50+ yards, joining Jerry Rice (36), Randy Moss (29), Terrell Owens (26) and Steve Smith (26). Only Rice (23) has more than Jackson's 22 touchdowns of 60+ yards.

Since 2008, Jackson's 112 receptions of 25+ yards, 37 receptions of 50+ yards and 17.7 yards per reception average (min. 60 career catches) all lead the NFL. The 37 catches of 50+ yards are 14 more than any other player during that span, while his five 1,000-yard receiving seasons and 32 100-yard receiving games are each tied for the fifth-most. Additionally, his per catch averages in 2010 (22.5) and 2014 (20.9) rank second and fourth, respectively, among all single seasons over that nine-year period.

Showcasing his versatility, Jackson has also rushed 61 times for 380 yards (6.2 avg.) and three touchdowns and returned 134 punts for 1,289 yards and four touchdowns. In 2010, Jackson became the first player selected to the Pro Bowl at two different positions in the same year when he was chosen as a wide receiver and a return specialist.




S **T.J. Ward** spent the past three seasons (2014-16) with the Denver Broncos, earning Pro Bowl selections following the 2014 & 2015 seasons. He was also a member of the Broncos' Super Bowl 50 championship team. During his three seasons in Denver, Ward was a lynchpin of one of the most successful defenses in football, with the Broncos ranking first in passing yards allowed per game (203.6), second in yards allowed per game (301.5) and fifth in points allowed per game (19.7).


Ward originally entered the NFL as a second-round pick (38th overall) of the Cleveland Browns in 2010. He spent his first four seasons with Cleveland (2010-13), earning a Pro Bowl selection following the 2013 season, before joining Denver as an unrestricted free agent in 2014. In his career, he has started all 95 regular season games he has played in, totaling 545 tackles (28 for loss), 41 passes defended, 10 forced fumbles, 8.5 sacks, eight interceptions (returned 211 yards, one touchdown) and three fumble recoveries. Ward has also started all four postseason contests he has played in, registering 19 tackles, three passes defended, one fumble recovery and one interception. His postseason interception and fumble recovery each came in Super Bowl 50, helping secure a Broncos victory.

2017 TAMPA BAY BUCCANEERS DRAFT CLASS

2017 DRAFT PICKS



TE **O.J. Howard** was chosen 19th overall out of the University of Alabama, where he started 37-of-57 career games played, including 28 of the final 30 in his collegiate career. He recorded 114 receptions for 1,726 yards and seven touchdowns as a member of the Crimson Tide. In two College Football Playoff National Championship Games against Clemson, Howard totaled nine receptions for 314 yards and three touchdowns, winning the MVP award for his efforts in the 2015 contest. As a senior in 2016, Howard was named first-team All-American by Pro Football Focus and was a third-team selection by the Associated Press, while earning second-team All-SEC honors from both the coaches and the AP. He was a finalist for the John Mackey Award, given annually to the nation's best tight end. A native of Prattville, Alabama, he attended Autauga Academy.



S **Justin Evans** was chosen 50th overall out of the Texas A&M, where he played in 25 games over two seasons (2015-16), totaling 165 tackles, 14 passes defended and five interceptions, while returning 17 kickoffs for 474 yards. In 2016, he led the Aggies with four interceptions, while adding 87 tackles and 10 passes defended, earning second-team All-SEC honors.

Prior to his time at Texas A&M, Evans spent two seasons at Mississippi Gulf Coast Community College, where he tallied 86 tackles, 13 passes defended and six interceptions, with two returned for touchdowns. Evans earned first-team all-conference honors during his final season at Mississippi Gulf Coast.



WR **Chris Godwin** was selected 84th overall out of Penn State, where he was one of the most prolific receivers in school history, finishing seventh in receptions (153), fourth in receiving yards (2,404) and tied for fourth in receiving touchdowns (18). As a true junior in 2016, Godwin started all 14 games for the Nittany Lions, catching 11 touchdown passes, the second-most in a single season in school history, helping him earn third-team All-Big Ten honors from the conference's media and honorable mention All-Big Ten from the conference's coaches.

As a true sophomore (2015), Godwin had a career-high 1,101 receiving yards, the second-most in a single season in Penn State history. He earned second-team All-Big Ten honors from the conference's media and the Associated Press, while earning third-team All-Big Ten honors from the conference's coaches.



LB **Kendell Beckwith** was the second of Tampa Bay's two third-round picks, chosen 107th overall out of Louisiana State. He played in 47 career games, with 29 starts, totaling 263 tackles, 24.5 tackles for loss, eight passes defended, 7.5 sacks, three forced fumbles, one fumble recovery and one interception. As a senior (2016), Beckwith earned third-team All-America honors from the Associated Press and was named first-team All-SEC by the conference's coaches after leading the Tigers and ranking second in the SEC with 9.1 tackles per game.



DT **Stevie Tu'ikolovatu (IR)** was selected 223rd overall out of USC, where he played the 2016 season after transferring from Utah. In his collegiate career, the Salt Lake City, Utah, native played in 38 games, with 14 starts, totaling 89 tackles (nine for loss), four fumble recoveries, three passes defended and two tackles for loss. In his lone season with the Trojans, Tu'ikolovatu was named second-team All-Pac-12 and earned Rose Bowl defensive player of the game honors after leading the team with eight tackles in a win over Penn State.

2017 NFL DRAFT SELECTIONS (6)

RD.	NO.	PLAYER	POS.	HT.	WT.	COLLEGE
1	19	O.J. Howard	TE	6-6	251	Alabama
2	50	Justin Evans	S	6-0	199	Texas A&M
3	84	Chris Godwin	WR	6-1	209	Penn State
3	107	Kendell Beckwith	LB	6-2	243	LSU
5	162	Jeremy McNichols	RB	5-9	214	Boise State
7	223	Stevie Tu'ikolovatu	DT	6-1	320	USC

HONOR ROLL

Below is a look at awards and honors Buccaneers players received for the 2016 season and during the 2017 season:

LB KWON ALEXANDER

- **2017 Pro Bowl Alternate** - Led the NFL with 108 solo tackles and tied for third in the league with 145 total tackles. Added 12 tackles for loss, 3.0 sacks, one interception (returned for a touchdown), one forced fumble, one fumble recovery and seven passes defended. He was the only player in the NFL to register at least 130 tackles, 3.0 sacks, five passes defended and one interception.

P BRYAN ANGER

- **2017 Pro Bowl Alternate** - Ranked fourth in the NFL with a 42.7 net punting average and tied for third with 37 punts inside the 20, both of which set Buccaneers franchise records.
- **NFC Special Teams Player of the Week (Week 17, 2016)** - Placed all five punts inside the 20-yard line, tying a league high and leading the NFC for the week. He also had a net average of 45.8 yards, the third-highest mark in the league, while allowing zero punt return yards.

LB LAVONTE DAVID

- **2016 Second-Team All-Pro Selection**
- **2017 Pro Bowl Alternate** - Tied for the league lead with 17 tackles for loss, the most among linebackers. Added 87 tackles, 5.0 sacks, one interception (returned for a touchdown), four passes defended, four forced fumbles and two fumble recoveries. His four forced fumbles tied for seventh in the NFL.
- **Pro Football Focus Team of the Week (Week 2 vs. CHI, 2017)** - Led the game with nine tackles, including one tackle for loss, and recovered a fumble that helped set up a Buccaneers touchdown. PFF credits him with a team-high five "defensive stops" in the game.

T DEMAR DOTSON

- **Pro Football Focus Team of the Week (Week 2 vs. CHI, 2017)** - Part of an offensive line that blocked for 117 rushing yards and, per PFF, did not allow any pass pressures in 35 pass attempts.

WR MIKE EVANS

- **2016 Second-Team All-Pro Selection**
- **2017 Pro Bowl Selection** - Tied for second in the NFL in touchdown receptions (12), while recording the fourth-most receiving yards (1,321) and the sixth-most receptions (96). His 12 touchdowns receptions tied for the most in a single season in team history while his 96 receptions ranked second and his 1,321 receiving yards are the third-most in a single season in franchise history.

CB BRENT GRIMES

- **2017 Pro Bowl Alternate** - Led the NFL with 24 passes defended, while adding 57 tackles, one forced fumble and tying for the team lead with four interceptions (one returned for a touchdown).

DT GERALD MCCOY

- **2016 Second-Team All-Pro Selection**
- **2017 Pro Bowl Selection** - Recorded 34 tackles (five for loss), 7.0 sacks, three fumble recoveries, two forced fumbles and five passes defended. His 7.0 sacks ranked fourth among all NFL defensive tackles. One of three defensive tackles with seven or more sacks and five or more passes defended (also Calais Campbell and Aaron Donald).
- **Pro Football Focus Team of the Week (Week 4 vs. NYG, 2017)** - Recorded three tackles for loss and one quarterback hit, while PFF credited him with "four total pressures" and "three defensive stops" in the run game.
- **Pro Football Focus 2017 First Quarter All-Pro Team (2017)** - Tied for the most quarterback hits and the second-most tackles for loss by a defensive tackle through the first quarter of the season. PFF ranked him eighth in the NFL in "pass-rush productivity" and credited him with "five stops in run defense," despite having played only three games.

DE NOAH SPENCE

- **NFL Defensive Rookie of the Month (November 2016)** - Recorded 11 tackles, 2.5 sacks and two forced fumbles in November. Two forced fumbles were tied for second-most in NFL, while 2.5 were most among rookies.
- **Pepsi Rookie Of The Week (Week 12 vs. SEA, 2016)** - Totaled five tackles, 1.5 sacks and one forced fumble.

S KEITH TANDY

- **Castrol EDGE Clutch Performer Of The Week (Week 14 vs. NO, 2016)** - Recorded a game-clinching interception with under a minute remaining in Tampa Bay's 16-11 victory over the New Orleans Saints. Tandy also led the Buccaneers with nine tackles and adding three passes defended, including a pass deflection that was intercepted by cornerback Brent Grimes. Tandy's interception against New Orleans was his second consecutive game-winning interception, after doing so in Week 13 against the San Diego Chargers.

QB JAMEIS WINSTON

- **NFC Offensive Player of the Week & FedEx Air Player of the Week (Week 1, 2016)** - Completed 23-of-32 passes (71.9 pct.) for 281 yards and four touchdowns, for a passer rating of 125.1. Ranked third in the league in Week 1 in passer rating, fifth in completion percentage and tied for the NFL lead in passing touchdowns.

FAMOUS JAMEIS

QB **Jameis Winston** was taken first overall by the Tampa Bay Buccaneers and in his first two seasons managed to distinguish himself as one of the top passers in franchise history. In 2016, Winston set team records for both passing touchdowns and passing yards, while helping guide the team to a 9-7 record, only two years after inheriting a team that had gone 2-14.

In his first two seasons, Winston totaled 8,132 passing yards, the second-most ever by a player in their first two seasons, while throwing for 50 touchdowns, the fifth-most ever by a player in their first two seasons.

BUCCANEERS SINGLE SEASON PASSING YARD LEADERS

Rank	Player	Year	Passing Yards
1.	Jameis Winston	2016	4,090
2.	Josh Freeman	2012	4,065
3.	Jameis Winston	2015	4,042
4.	Brad Johnson	2003	3,811
5.	Josh Freeman	2011	3,592
6.	Doug Williams	1981	3,563
7.	Steve DeBerg	1984	3,554
8.	Josh Freeman	2010	3,451
9.	Brad Johnson	2001	3,406
10.	Doug Williams	1980	3,396

BUCCANEERS SINGLE SEASON PASSING TOUCHDOWN LEADERS

Rank	Player	Year	Passing TD
1.	Jameis Winston	2016	28
2.	Josh Freeman	2012	27
3.	Brad Johnson	2003	26
4.	Josh Freeman	2010	25
5.	Brad Johnson	2002	22
5.	Jameis Winston	2015	22
7.	Trent Dilfer	1997	21
7.	Trent Dilfer	1998	21
9.	Brian Griese	2004	20
9.	Vinny Testaverde	1989	20
9.	Doug Williams	1980	20

Winston's 28 touchdown passes in 2016 were tied for the seventh-most in the NFL.

2016 NFL PASSING TOUCHDOWN LEADERS

Rank	Player (Team)	Pass TD
1.	Aaron Rodgers (GB)	40
2.	Matt Ryan (ATL)	38
3.	Drew Brees (NO)	37
4.	Philip Rivers (SD)	33
5.	Andrew Luck (IND)	31
6.	Ben Roethlisberger (PIT)	29
7.	Jameis Winston (TB)	28
7.	Derek Carr (OAK)	28
7.	Tom Brady (NE)	28
10.	Eli Manning (NYG)	26
10.	Marcus Mariota (TEN)	26
10.	Carson Palmer (ARI)	26

MOST PASSING YARDS BY A PLAYER IN HIS FIRST TWO SEASONS

Rank	Player	Yards
1.	Andrew Luck (IND, 2012-13)	8,196
2.	Jameis Winston (TB, 2015-16)	8,132
3.	Cam Newton (CAR, 2011-12)	7,920
4.	Peyton Manning (IND, 1998-99)	7,874
5.	Blake Bortles (JAC, 2014-15)	7,336
6.	Dan Marino (MIA, 1983-84)	7,294
7.	Derek Carr (OAK, 2014-15)	7,257
8.	Ryan Tannehill (MIA, 2012-13)	7,207
9.	Andy Dalton (CIN, 2011-12)	7,067
10.	Drew Bledsoe (NE, 1993-94)	7,049

MOST TOUCHDOWN PASSES BY A PLAYER IN HIS FIRST TWO SEASONS

Rank	Player	No.
1.	Dan Marino (MIA, 1983-84)	68
2.	Derek Carr (OAK, 2014-15)	53
3.	Peyton Manning (IND, 1998-99)	52
3.	Russell Wilson (SEA, 2012-13)	52
5.	Jameis Winston (TB, 2015-16)	50
6.	Andy Dalton (CIN, 2011-12)	47
7.	Blake Bortles (JAC, 2014-15)	46
7.	Andrew Luck (IND, 2012-13)	46
9.	Marcus Mariota (TEN, 2015-16)	45
10.	Otto Graham (CLE, 1946-47)	42

Against the L.A. Rams in 2016 (9/25/16), Winston threw for a career-high 405 passing yards, the fifth-highest single-game mark in franchise history.

MOST SINGLE-GAME PASSING YARDS - (Team History)

Player	Opponent-Date	Pass Yds
1. Doug Williams	at MIN-11/16/80	486
2. Vinny Testaverde	at IND-10/16/88	469
3. Josh Freeman	vs. NO-10/21/12	420
4. Brian Griese	at CHI-9/21/08	407
5. Jameis Winston	vs. LAR-9/25/16	405

FAMOUS JAMEIS

WINSTON IN BUCCANEERS HISTORY

Despite being in only his third season, Winston is already one of the most accomplished passers in team history, ranking seventh in passing yards and passing touchdowns in franchise history.

MOST PASSING YARDS (Team History)

Rank	Player	Yards
1.	Vinny Testaverde, 1987-92	14,820
2.	Josh Freeman, 2009-13	13,534
3.	Trent Dilfer, 1994-99	12,969
4.	Doug Williams, 1978-82	12,648
5.	Brad Johnson, 2001-04	10,940
6.	Steve DeBerg, 1984-87, 1992-93	9,439
7.	Jameis Winston, 2015-Present	9,391
8.	Craig Erickson, 1992-94	6,094
9.	Jeff Garcia, 2007-08	5,152
9.	Brian Griese, 2004-08	4,841

MOST PASSING TOUCHDOWNS (Team History)

Rank	Player	TDs
1.	Josh Freeman, 2009-13	80
2.	Vinny Testaverde, 1987-92	77
3.	Doug Williams, 1978-82	73
4.	Trent Dilfer, 1994-99	70
5.	Brad Johnson, 2001-04	64
6.	Steve DeBerg, 1984-87, 1992-93	61
7.	Jameis Winston, 2015-Present	57
8.	Craig Erickson, 1992-94	34
9.	Brian Griese, 2004-08	32
10.	Mike Glennon, 2013-Present	30

JAMEIS AS A ROOKIE VS. ROOKIE QBs

Winston's totals as a rookie year placed him among the all-time NFL rookie leaders in both passing yards and passing touchdowns

NFL ROOKIE PASSING YARD LEADERS - (Since 1970)

Rank	Player (Team)	Year	Passing Yards
1.	Andrew Luck (IND)	2012	4,374
2.	Cam Newton (CAR)	2011	4,051
3.	Jameis Winston (TB)	2015	4,042
4.	Carson Wentz (PHI)	2016	3,782
5.	Peyton Manning (IND)	1998	3,739
6.	Dak Prescott (DAL)	2016	3,667
7.	Sam Bradford (STL)	2010	3,512
8.	Matt Ryan (ATL)	2008	3,440
9.	Andy Dalton (CIN)	2011	3,398
10.	Brandon Weeden (CLE)	2012	3,385

NFL ROOKIE PASSING TOUCHDOWN LEADERS - (Since 1970)

Rank	Player (Team)	Year	Passing TD
1.	Peyton Manning (IND)	1998	26
1.	Russell Wilson (SEA)	2012	26
3.	Andrew Luck (IND)	2012	23
3.	Dak Prescott (DAL)	2016	23
5.	Jameis Winston (TB)	2015	22
6.	Cam Newton (CAR)	2011	21
6.	Derek Carr (OAK)	2014	21
8.	Andy Dalton (CIN)	2011	20
8.	Robert Griffin III (WAS)	2012	20
8.	Dan Marino (MIA)	1983	20

In 2015, Winston had a passer rating of 84.2, which stands as the 10th-highest mark by a rookie quarterback since the 1970 NFL/AFL Merger.

HIGHEST PASSER RATING BY A ROOKIE - (Since 1970, Min. 200 Att.)

Player	Att.	Cmp.	Yds	TD	INT	Rtg.
1. Dak Prescott (DAL)	459	311	3,667	23	4	104.9
2. Robert Griffin III (WAS)	393	258	3,200	20	5	102.4
3. Russell Wilson (SEA)	393	252	3,118	26	10	101.5
4. Ben Roethlisberger (PIT)	295	196	2,621	17	11	98.1
5. Dan Marino (MIA)	296	173	2,210	20	6	96.0
6. Marcus Mariota (TEN)	370	230	2,818	19	10	91.5
7. Matt Ryan (ATL)	434	265	3,440	16	11	87.7
8. Teddy Bridgewater (MIN)	402	259	2,919	14	12	85.2
9. Cam Newton (CAR)	517	310	4,051	21	17	84.5
10. Jameis Winston (TB)	535	312	4,042	22	15	84.2

RECORD SETTER

At Philadelphia (11/22/15), Winston threw five touchdown passes, tied for the most by a rookie since the 1970 NFL Merger (DET QB Matthew Stafford, 11/22/09 vs. CLE). His five touchdown passes also matched the franchise record.

MOST SINGLE-GAME PASSING TOUCHDOWNS (Team History)

Player	Opponent-Date	Pass TD
1. QB Steve DeBerg	vs. ATL-9/13/87	5
1. QB Josh Freeman	vs. SEA-12/26/10	5
1. QB Brad Johnson	vs. MIN-11/3/02	5
1. QB Jameis Winston	at PHI-11/22/15	5

FAMOUS JAMEIS

JAMEIS VS. BUCCANEERS ROOKIES

In 2015, Winston not only distinguished himself as one of the top rookie quarterbacks in league history, but as the best rookie quarterback in team history.

MOST TOUCHDOWN PASSES BY BUCCANEERS ROOKIES

Player	Year	Att.	Cmp.	Yds	TD	INT	Rtg.
1. Jameis Winston	2015	535	312	4,042	22	15	84.2
2. Mike Glennon	2013	416	247	2,608	19	9	83.9
3. Josh Freeman	2009	290	158	1,855	10	18	59.8
4. Bruce Gradkowski	2006	328	177	1,661	9	9	65.9
5. Shaun King	1999	146	89	875	7	4	82.4
5. Doug Williams	1978	194	73	1,170	7	8	53.4

At St. Louis, Winston threw for a then career-high 363 yards, the second-most by a rookie in team history and the most by a Buccaneers quarterback since 2012 (Josh Freeman, 372 yards vs. St. Louis, 12/23/12).

MOST SINGLE-GAME PASSING YARDS – (Rookies)

Player	Opponent-Date	Pass Yds
1. Vinny Testaverde	at NO-12/6/87	369
2. Jameis Winston	at STL-12/17/15	363
3. Jameis Winston	at CAR-1/3/16	325
4. Josh Freeman	at CAR-12/6/09	321
5. Doug Williams	vs. MIN-10/1/78	311

Part of Winston's 363 yards were 238 yards in the fourth quarter, the most in any quarter in franchise history and the most by an NFL quarterback in the fourth quarter since 2012 (Eli Manning, 243 passing yards vs. Tampa Bay, 9/16/12). His 238 passing yards were the most in any quarter since Aaron Rodgers in 2014 (242, second quarter vs. Chicago, 11/9)

JAMEIS GOING DEEP

One of Winston's strengths is a willingness to throw the ball down the field, which has helped open up the Buccaneers' passing attack. Since entering the league in 2015, Winston ranks third in the league in pass yards per completion

2015-17 NFL HIGHEST YARDS PER COMPLETION (Min. 300 Att.)

Player (Team)	Cmp.	Yds	Yds/Cmp.
1. Cam Newton (CAR)	693	8,822	12.73
2. Carson Palmer (ARI)	860	10,760	12.51
3. Jameis Winston (TB)	756	9,391	12.42
4. Marcus Mariota (TEN)	595	7,342	12.34
5. Matt Ryan (ATL)	892	10,283	12.21

DUAL THREAT

Winston also rushed for six touchdowns in 2015, the most ever by a Buccaneers quarterback in a single season and through two seasons is tied for the second-most career rushing touchdowns by a quarterback in team history.

MOST RUSHING TOUCHDOWNS BY A QB, SINGLE SEASON (Team History)

Rank	Player	Rush TD
1.	Jameis Winston, 2015	6
2.	Shaun King, 2000	5
2.	Steve Young, 1986	5
4.	Josh Freeman, 2011	4
4.	Doug Williams, 1980	4
4.	Doug Williams, 1981	4

MOST RUSHING TOUCHDOWNS BY A QB (Team History)

Rank	Player	Rush TD
1.	Doug Williams, 1978-82	13
2.	Jameis Winston, 2015-Pres.	7
2.	Steve Young, 1985-86	6
4.	Trent Dilfer, 1994-99	5
4.	Shaun King, 1999-2003	5
4.	Vinny Testaverde, 1987-92	5

2015 NFL MOST RUSHING TOUCHDOWNS BY A QB

Rank	Player (Team)	Rush TD
1.	Cam Newton (CAR)	10
2.	Jameis Winston (TB)	6
3.	Kirk Cousins (WAS)	5
4.	Tyrod Taylor (BUF)	4
4.	Tom Brady (NE)	3
4.	Teddy Bridgewater (MIN)	3
4.	Andy Dalton (CIN)	3
4.	Joe Flacco (BAL)	3

EXCELLENT EVANS

EVANS MAKING HISTORY

Through his first three seasons in the NFL, Buccaneers WR Mike Evans has been one of the most productive players in the league, ranking among the best starts to a career in NFL history.

EVANS VS. NFL

Since entering the league, Evans has been one of the best receivers in the league, tying for the fourth-most receiving touchdowns and ranking seventh in receiving yards.

MOST RECEIVING TD BY A PLAYER IN HIS FIRST THREE SEASONS (Since 1970 Merger)

Rank	Player	Rec. TD
1.	Randy Moss (MIN, 1998-2000)	43
2.	Jerry Rice (SF, 1985-87)	40
3.	Rob Gronkowski (NE, 2010-12)	38
4.	John Jefferson (SD, 1978-80)	36
5.	Odell Beckham Jr. (NYG, 2014-16)	35
6.	Daryl Turner (SEA, 1984-86)	30
7.	A.J. Green (CIN, 2011-13)	29
8.	Sammy White (MIN, 1976-78)	28
9.	Mike Evans (TB, 2014-16)	27
9.	Dez Bryant (DAL, 2010-12)	27

MOST RECEIVING YARDS BY A PLAYER IN HIS FIRST THREE SEASONS (Since 1970 Merger)

Rank	Player	Yards
1.	Randy Moss (MIN, 1998-2000)	4,163
2.	Odell Beckham Jr. (NYG, 2014-16)	4,078
3.	A.J. Green (CIN, 2011-13)	3,833
4.	Torry Holt (STL, 1999-2001)	3,786
5.	Mike Evans (TB, 2014-16)	3,578
6.	Jerry Rice (SF, 1985-87)	3,575
7.	DeAndre Hopkins (HOU, 2013-15)	3,533
8.	John Jefferson (SD, 1978-80)	3,431
9.	Anquan Boldin (ARI, 2003-05)	3,402
10.	Issac Bruce (LA/STL, 1994-96)	3,391

NFL RECEIVING TOUCHDOWN LEADERS (2014-17)

Rank	Player (Team)	Rec. TD
1.	WR Odell Beckham Jr. (NYG)	38
2.	WR Antonio Brown (PIT)	37
3.	WR Jordy Nelson (GB)	33
4.	WR Mike Evans (TB)	30
4.	WR Dez Bryant (DAL)	30
4.	TE Rob Gronkowski (NE)	30

NFL RECEIVING YARDS LEADERS (2014-17)

Rank	Player (Team)	Rec. Yards
1.	WR Antonio Brown (PIT)	5,516
2.	WR Julio Jones (ATL)	5,240
3.	WR Odell Beckham Jr. (NYG)	4,424
4.	WR T.Y. Hilton (IND)	4,402
5.	WR Demaryius Thomas (DEN)	4,386
6.	WR DeAndre Hopkins (HOU)	4,067
7.	WR Mike Evans (TB)	3,949
8.	WR Emmanuel Sanders (DEN)	3,837
9.	WR A.J. Green (CIN)	3,806
10.	WR Golden Tate (DET)	3,584

EXCELLENT EVANS

EVANS IN 2016

WR **Mike Evans** had his best season yet in 2016, earning a Pro Bowl trip and being named second-team Associated Press All-Pro after tying for the second-most receiving touchdowns in the NFL, recording the fourth-most receiving yards and sixth-most receptions in the league.

Evans had one of the best seasons in Buccaneers history, tying for the most receiving touchdowns in a season in team history while recording the second-most receptions and ranking third in receiving yards.

2016 NFL RECEIVING TOUCHDOWN LEADERS

Rank	Player (Team)	Rec. TD
1.	WR Jordy Nelson (GB)	14
2.	WR Mike Evans (TB)	12
2.	WR Antonio Brown (PIT)	12
2.	WR Davante Adams (GB)	12
5	WR Odell Beckham Jr. (NYG)	10

2016 NFL RECEIVING YARDS LEADERS

Rank	Player (Team)	Rec. Yards
1.	WR T.Y. Hilton (IND)	1,448
2.	WR Julio Jones (ATL)	1,409
3.	WR Odell Beckham Jr. (NYG)	1,367
4.	WR Mike Evans (TB)	1,321
5.	WR Antonio Brown (PIT)	1,284

2016 NFL RECEPTION LEADERS

Rank	Player (Team)	Rec.
1.	WR Larry Fitzgerald (ARI)	107
1.	WR Antonio Brown (PIT)	106
3.	WR Odell Beckham Jr. (NYG)	101
4.	WR Julian Edelman (NE)	98
5.	WR Jordy Nelson (GB)	97
6.	WR Mike Evans (TB)	96
7.	WR Doug Baldwin (SEA)	94
7.	WR Jarvis Landry (MIA)	94
9.	WR Michael Thomas (NO)	92
10.	WR T.Y. Hilton (IND)	91
10.	WR Demaryius Thomas (DEN)	91

MOST RECEIVING TOUCHDOWNS - SINGLE SEASON (Team History)

Rank	Player	TDs
1.	WR Mike Evans, 2014	12
1.	WR Mike Evans, 2016	12
3.	WR Mike Williams, 2010	11
4.	WR Joey Galloway 2005	10
5.	WR Mark Carrier, 1989	9
5.	WR Bruce Hill, 1988	9
5.	WR Kevin House, 1981	9
5.	WR Mike Williams, 2012	9

MOST RECEPTIONS - SINGLE SEASON (Team History)

Rank	Player	Rec.
1.	WR Keyshawn Johnson, 2001	106
2.	WR Mike Evans, 2016	96
3.	WR Mark Carrier, 1989	86
4.	RB James Wilder, 1984	85
5.	WR Keenan McCardell, 2003	84

MOST RECEIVING YARDS - SINGLE SEASON (Team History)

Rank	Player	Yards
1.	WR Mark Carrier, 1989	1,422
2.	WR Vincent Jackson, 2012	1,384
3.	WR Mike Evans, 2016	1,321
4.	WR Joey Galloway, 2005	1,287
5.	WR Keyshawn Johnson, 2001	1,266



EXCELLENT EVANS

EVANS IN BUCCANEERS HISTORY

Only in his fourth season, Evans has already proven himself as one of the best receivers in franchise history, tying for the third-most touchdown receptions in team history and recording the fifth-most receiving yards.

MOST RECEIVING TOUCHDOWNS (Team History)

Rank	Player	TDs
1.	TE Jimmie Giles, 1978-86	34
2.	WR Kevin House, 1980-86	31
3.	WR Mike Evans, 2014-Present	30
4.	WR Joey Galloway, 2004-08	28
5.	WR Mark Carrier, 1987-92	27

MOST RECEIVING YARDS (Team History)

Rank	Player	Yards
1.	WR Mark Carrier, 1987-92	5,018
2.	WR Kevin House, 1980-86	4,928
3.	WR Vincent Jackson, 2012-Present	4,326
4.	TE Jimmie Giles, 1978-86	4,300
5.	WR Mike Evans, 2014-Present	3,949
6.	WR Joey Galloway, 2004-08	3,912
7.	WR Keyshawn Johnson, 2000-03	3,828
8.	RB James Wilder, 1981-89	3,492
9.	WR Gerald Carter, 1981-87	3,443
10.	WR Mike Williams, 2010-13	2,947

STANDOUT GAME

Evans had 209 receiving yards at Washington in his rookie season, the ninth-most by a rookie in a single game since 1960 and the third-most by any player in Buccaneers history.

SINGLE-GAME ROOKIE RECEIVING YARD LEADERS SINCE 1960

Player	Date (Opp.)	Rec.	TD	Yards
1. Jerry Butler (BUF)	9/23/79 (vs. NYJ)	10	4	255
2. Jerry Rice (SF)^	12/9/85 (vs. RAM)	10	1	241
3. Justin Blackmon (JAC)	11/18/12 (at HOU)*	7	1	236
4. Eddie Kennison (STL)	12/15/96 (at ATL)	5	3	226
5. Anquan Boldin (ARI)	9/7/03 (at DET)	10	2	217
6. Mark Carrier (TB)	12/6/87 (at NO)	8	1	212
7. Jackie Smith (STL)^	10/13/63 (vs. PIT)	9	2	212
8. Sammy White (MIN)	11/7/76 (vs. DET)	7	2	210
9. Mike Evans (TB)	11/16/14 (at WAS)	7	2	209
10. Rod Gardner (WAS)	10/21/01 (vs. CAR)*	6	1	208

* Overtime game

^ Inducted into the Pro Football Hall of Fame

MOST RECEIVING YARDS IN A SINGLE GAME (Team History)

Player	Opponent-Date	Receiving Yards
1. Vincent Jackson	vs. NO-10/21/12	216
2. Mark Carrier*	at NO-12/6/87	212
3. Mike Evans*	at WAS-11/16/14	209
4. Antonio Bryant	at CAR-12/8/08	200
5. Kevin House	at OAK-10/18/81	178

EVANS VS. 2014 DRAFT CLASS

The 2014 rookie receiver class was lauded as one of the best in NFL history with 12 rookies recording at least 500 receiving yards, including three with 1,000+ receiving yards. One of those three was Buccaneers wide receiver Mike Evans, whose 1,051 receiving yards and 12 touchdowns announced his presence as a standout wide receiver in the NFL.

Evans has continued his success since then and is proving to be one of the best in a historic class, ranking second in receiving yards and receiving touchdowns, while posting the third-most receptions.

2014 DRAFT CLASS RECEIVING LEADERS (Career)

Player	GP	Rec.	TD	Yards
1. Odell Beckham (NYG)	47	313	38	4,424
2. Mike Evans (TB)	50	262	29	3,854
3. Brandin Cooks (NE)	48	239	22	3,333
4. Jarvis Landry (MIA)	53	326	15	3,323
5. Allen Robinson (JAC)	43	202	22	2,848
6. Jordan Matthews (BUF)	50	235	20	2,835
7. Sammy Watkins (LA)	43	168	19	2,681
8. Allen Hurns (JAC)	48	171	21	2,429
9. John Brown (ARI)	50	164	16	2,384
10. Kelvin Benjamin (CAR)	38	162	17	2,320

Evans has posted 12 100-yard receiving games, the second-most from the draft class

2014 NFL DRAFT CLASS MOST 100-YARD RECEIVING GAMES (Career)

Rank	Player (Team)	100-Yd. Games
1.	WR Odell Beckham Jr. (NYG)	19
2.	WR Mike Evans (TB)	12
3.	WR Sammy Watkins (LA)	11
4.	WR Brandin Cooks (NE)	8
4.	WR Jordan Matthews (BUF)	8
4.	WR Allen Robinson (JAC)	8

EXCELLENT EVANS

ROOKIE ROCKSTAR

Evans had 12 receiving touchdowns in 2014, tied for the third-most in a single season by a rookie since the merger.

NFL MOST RECEIVING TOUCHDOWNS IN A SINGLE SEASON (Rookies Since 1970)

Rank	Player	TDs
1.	WR Randy Moss, MIN, 1998	17
2.	WR John Jefferson, SD, 1978	13
3.	WR Mike Evans, TB 2014	12
3.	WR Odell Beckham, NYG 2014	12
5.	WR Mike Williams, TB, 2010	11

Evans' three multi-touchdown games were the most in a single season in franchise history and tied for the fourth-most by a rookie since the merger.

Evans had 1,051 receiving yards as a rookie, the 11th-most in a single season by a rookie since the merger.

NFL MOST RECEIVING YARDS IN A SINGLE SEASON (Rookies Since 1970)

Rank	Player	Yards
1.	WR Anquan Boldin, ARI, 2003	1,377
2.	WR Randy Moss, MIN, 1998	1,313
3.	WR Odell Beckham, NYG 2014	1,305
4.	WR Michael Clayton, TB, 2004	1,193
5.	WR Michael Clayton, NO, 2016	1,137
6.	WR Terry Glenn, NE, 1996	1,132
7.	WR Bill Brooks, IND, 1986	1,131
8.	WR Amari Cooper, OAK, 2015	1,070
9.	WR Ernest Givins, HOU, 1986	1,062
10.	WR A.J. Green, CIN, 2011	1,057
11.	WR Mike Evans, TB 2014	1,051

EVANS VS. BUCCANEERS ROOKIES

Evans had a record-setting rookie season, setting a new franchise record for receiving touchdowns, tying for the most touchdowns from scrimmage by a rookie, while finishing with the second-most receiving yards and receptions by a Buccaneers rookie.

MOST RECEIVING TOUCHDOWNS BY A ROOKIE - (Team History)

Rank	Player, Year	TDs
1.	WR Mike Evans, 2014	12
2.	WR Mike Williams, 2010	11
3.	WR Michael Clayton, 2004	7
4.	WR Kevin House, 1980	5
4.	TE Tim Wright, 2013	5

MOST SCRIMMAGE TOUCHDOWNS BY A ROOKIE - (Team History)

Player, Year	Rec. TD	Rush TD	Total TD
1. WR Mike Evans, 2014	12	0	12
1. RB Doug Martin, 2012	1	11	12
3. WR Mike Williams, 2010	11	0	11
4. RB Lars Tate, 1988	1	7	8
5. WR Michael Clayton, 2004	7	0	7
5. WR Warrick Dunn, 1997	3	4	7
5. RB Errict Rhett, 1994	0	7	7

MOST RECEIVING YARDS BY A ROOKIE - (Team History)

Rank	Player, Year	Yards
1.	WR Michael Clayton, 2004	1,193
2.	WR Mike Evans, 2014	1,051
3.	WR Mike Williams, 2010	964
4.	WR Lawrence Dawsey, 1991	818
5.	WR Horace Copeland, 1993	633

MOST RECEPTIONS BY A ROOKIE - (Team History)

Rank	Player, Year	Rec.
1.	WR Michael Clayton, 2004	80
2.	WR Mike Evans, 2014	68
3.	FB Mike Alstott, 1996	65
3.	WR Mike Williams, 2010	65
5.	WR Lawrence Dawsey, 1991	55

BUCCANEERS ALL-TIME SINGLE GAME ROOKIE RECEIVING YARD LEADERS

Player	Date (Opp.)	Rec.	TD	Yards
1. Mark Carrier	12/6/87 (at NO)	8	1	212
2. Mike Evans	11/16/14 (at WAS)	7	2	209
3. Michael Clayton	12/12/04 (at SD)	9	1	145
4. Michael Clayton	10/18/04 (at STL)	8	0	142
5. Kevin House	12/20/80 (vs. CHI)	3	0	138
6. Mike Evans	11/9/14 (vs. ATL)	7	1	125
7. Mike Evans	11/2/14 (at CLE)	7	2	124
8. Arrelious Benn	12/12/10 (at WAS)	4	0	122
9. Steve Holloway	10/18/1987 (vs. MIN)	8	0	107
10. Warrick Dunn	9/21/97 (vs. MIA)	6	1	106

MAKING BRATE PLAYS

Since the start of the 2016 season, Brate has 12 touchdown receptions, the most in the NFL by a tight end during that span and the seventh-most in the league overall.

2016-17 NFL MOST TOUCHDOWN RECEPTIONS - Tight Ends

Rank	Player	Team	TD
1.	Cam Brate	TB	12
2.	Hunter Henry	SD	10
3.	Kyle Rudolph	MIN	9
4.	Zach Ertz	PHI	8
4.	Antonio Gates	SD	8

2016-17 NFL MOST TOUCHDOWN RECEPTIONS

Rank	Player	Team	TD
1.	WR Jordy Nelson	GB	20
2.	WR Davante Adams	GB	17
3.	WR Mike Evans	TB	15
4.	WR Antonio Brown	PIT	14
5.	WR Odell Beckham Jr.	NYG	13
5.	WR Michael Crabtree	OAK	13
7.	TE Cam Brate	TB	12
8.	WR Dez Bryant	DAL	11
8.	WR Kenny Stills	MIA	11
8.	WR Michael Thomas	NO	11

During that timeframe, Brate has totaled 941 receiving yards, tied for the seventh-most among tight ends.

2016-17 NFL MOST RECEIVING YARDS - Tight Ends

Rank	Player	Team	Yds
1.	Travis Kelce	KC	1,515
2.	Zach Ertz	PHI	1,221
3.	Jimmy Graham	SEA	1,102
4.	Greg Olsen	CAR	1,101
5.	Delanie Walker	TEN	1,061
6.	Kyle Rudolph	MIN	1,041
7.	Cam Brate	TB	941
7.	Rob Gronkowski	NE	941
9.	Martellus Bennett	GB	917
10.	Jason Witten	DAL	902

BRATE IN BUCS HISTORY

Brate had one of the best seasons ever by a Buccaneers tight end. His eight touchdown receptions tied for the most in a single season by a tight end in team history, while his 57 receptions were fifth-most and his 660 receiving yards were the seventh-most.

MOST TOUCHDOWN RECEPTIONS - SINGLE SEASON (Tight Ends, Team History)

Rank	Player	Year	TD
1.	Cam Brate	2016	8
1.	Jimmie Giles	1985	8
3.	Jimmie Giles	1979	7
4.	Jimmie Giles	1981	6
5.	Calvin Magee	1986	5
5.	Dave Moore	1999	5
5.	Kellen Winslow	2009	5
5.	Kellen Winslow	2010	5

MOST RECEIVING YARDS - SINGLE SEASON (Tight Ends, Team History)

Rank	Player	Year	Yards
1.	Kellen Winslow	2009	884
2.	Jimmie Giles	1981	786
3.	Kellen Winslow	2011	763
4.	Jackie Harris	1995	751
5.	Kellen Winslow	2010	730
6.	Jimmie Giles	1985	673
7.	Cam Brate	2016	660
8.	Jimmie Giles	1980	602
9.	Jimmie Giles	1979	579
10.	Tim Wright	2013	571

MOST RECEPTIONS - SINGLE SEASON (Tight Ends, Team History)

Rank	Player	Year	Rec.
1.	Kellen Winslow	2009	77
2.	Kellen Winslow	2011	75
3.	Kellen Winslow	2010	66
4.	Jackie Harris	1995	62
5.	Cam Brate	2016	57

DEEP THREAT DESEAN

This past offseason, the Buccaneers signed WR **DeSean Jackson**, one of the premier deep threats not only in the league today, but in NFL history.

DESEAN IN NFL HISTORY

DeSean Jackson's game-breaking ability allows him to stand among some of the all-time greats. His 26 career touchdowns of 50 or more yards are tied for the fourth-most in the NFL since 1970, while his 22 scores of 60 or more yards are second only to Hall of Fame wide receiver Jerry Rice.

NFL TOUCHDOWNS OF 50+ YARDS (Since 1970)

Rank	Player (Years)	TD
1.	WR Jerry Rice (1985-2004)	36
2.	WR Randy Moss (1998-2012)	29
3.	WR Terrell Owens (1996-2010)	27
4.	WR DeSean Jackson (2008-Pres.)	26
4.	WR Steve Smith Sr. (2001-16)	26

NFL TOUCHDOWNS OF 60+ YARDS (NFL History)

Rank	Player	TD
1.	WR Jerry Rice (1985-2004)	23
2.	WR DeSean Jackson (2008-Pres.)	22
3.	WR Devin Hester (2006-16)	21
4.	WR Bobby Mitchell (1958-68)	20
5.	WR Lance Alworth (1962-72)	19

LEADING THE LEAGUE

With his speed and big play ability ranking alongside some of the most notable deep threats in NFL history, it's no surprise that Jackson ranks as the most explosive player in the NFL since entering the league in 2008.

NFL TOUCHDOWNS OF 50+ YARDS (Since 2008)

Rank	Player (Years)	TD
1.	WR DeSean Jackson (2008-Pres.)	26
2.	RB Chris Johnson (2008-Pres.)	14
2.	WR Jordy Nelson (2008-Pres.)	14
4.	WR Calvin Johnson (2007-15)	13
5.	Three players tied	12

NFL RECEIVING AVERAGE - Min. 300 Rec. (Since 2008)

Rank	Player (Years)	Avg.
1.	WR DeSean Jackson (2008-Pres.)	17.7
2.	WR Vincent Jackson (2005-16)	16.9
3.	WR Calvin Johnson (2007-15)	15.9
4.	WR T.Y. Hilton (2012-Pres.)	15.9
4.	WR Kenny Britt (2009-Pres.)	15.8

NFL RECEPTIONS OF 50+ YARDS (Since 2008)

Rank	Player (Years)	Rec.
1.	WR DeSean Jackson (2008-Pres.)	37
2.	WR Mike Wallace (2009-Pres.)	25
3.	WR Calvin Johnson (2007-15)	23
4.	WR A.J. Green (2011-Pres.)	22
4.	WR Jordy Nelson (2008-Pres.)	22

Jackson has not only been one of the most explosive receivers since entering the league, but one of the most productive overall, ranking fifth in the NFL in receiving yards since 2008 and fifth among all active players

NFL RECEIVING YARDS (Since 2008)

Rank	Player (Years)	Yards
1.	WR Calvin Johnson (2008-15)	10,863
2.	WR Brandon Marshall (2008-Pres.)	10,581
3.	WR Larry Fitzgerald (2008-Pres.)	10,310
4.	WR Andre Johnson (2008-16)	9,381
5.	WR DeSean Jackson (2008-Pres.)	9,106

NFL RECEIVING YARDS (Active Players)

Rank	Player (Years)	Yards
1.	WR Larry Fitzgerald (2004-Pres.)	14,854
2.	WR Brandon Marshall (2006-Pres.)	12,215
3.	TE Jason Witten (2003-Pres.)	12,117
4.	TE Antonio Gates (2003-Pres.)	11,307
5.	WR DeSean Jackson (2008-Pres.)	9,106

HOW TO DOUGIE

RB Doug Martin was one of the top runners in the NFL in 2015, totaling 1,402 rushing yards, the second-most in the league, while his 4.87 rushing average ranked as the most among running backs with at least 150 carries.

2015 NFL RUSHING YARDS LEADERS

Rank	Player (Team)	Rushing Yards
1.	Adrian Peterson (MIN)	1,485
2.	Doug Martin (TB)	1,402
3.	Todd Gurley (STL)	1,106
4.	Darren McFadden (DAL)	1,089
5.	Chris Ivory (NYJ)	1,070

2015 NFL HIGHEST RUSHING AVERAGE (Min. 150 Carries)

Name	Att.	Yds.	Avg.
1. Doug Martin (TB)	288	1,402	4.87
2. Todd Gurley (STL)	229	1,106	4.83
3. Giovani Bernard (CIN)	154	730	4.74
4. C.J. Anderson (DEN)	152	720	4.74
4. Mark Ingram (NO)	166	769	4.63

Martin's 4.87 average was the highest by any running back with at least 275 carries since 2013 (LeSean McCoy, 314 carries, 5.12 avg.).

Much of Martin's success came from creating big runs. Martin had 33 rushes of 10 or more yards, the second-most in the NFL and 14 rushes of 20+ yards, the most in the league. He was one of only five players in the league with multiple 50+ yards runs.

2015 NFL RUSHES OF 10+ YARDS

Rank	Player (Team)	10+ Yd. Rushes
1.	Adrian Peterson (MIN)	43
2.	Doug Martin (TB)	33
3.	Devonta Freeman (ATL)	32
4.	Chris Ivory (NYJ)	29
4.	LeSean McCoy (BUF)	28

2015 NFL RUSHES OF 20+ YARDS

Rank	Player (Team)	20+ Yd. Rushes
1.	Doug Martin (TB)	14
2.	Todd Gurley (STL)	11
3.	Adrian Peterson (MIN)	10
4.	Chris Ivory (NYJ)	9
4.	Darren McFadden (DAL)	9
4.	Latavius Murray (OAK)	9

2015 NFL RUSHES OF 50+ YARDS

Rank	Player (Team)	50+ Yd. Rushes
1.	Doug Martin (TB)	3
1.	Todd Gurley (STL)	3
2.	Isaiah Crowell (CLE)	2
2.	Mike Gillislee (BUF)	2
2.	Chris Ivory (NYJ)	2
2.	Adrian Peterson (MIN)	2
2.	DeAngelo Williams (PIT)	2

At Philadelphia, Martin rushed for 235 yards, the most rushing yards in a game in 2015.

2015 NFL MOST RUSHING YARDS IN A GAME

Name	Yds.	Date	Opp.
1. Doug Martin (TB)	235	11/22/15	PHI
2. Thomas Rawls (SEA)	209	11/22/15	SF
3. Adrian Peterson (MIN)	203	11/15/15	OAK
4. David Johnson (ARI)	187	12/20/15	PHI
5. Lamar Miller (MIA)	175	10/25/15	HOU

Martin was able to break off so many big runs due to his ability to break tackles and make yards after contact. Per Stats, Inc., he was tied for the fourth-most broken tackles and had the most rushing yards after contact.

2015 NFL BROKEN TACKLES

Rank	Player (Team)	Broken Tackles
1.	Chris Ivory (NYJ)	14
2.	LeGarrette Blount (NE)	11
2.	Adrian Peterson (MIN)	11
4.	Doug Martin (TB)	10
4.	Carlos Hyde (SF)	10

2015 NFL YARDS AFTER CONTACT

Rank	Player (Team)	Yards After Contact
1.	Doug Martin (TB)	650
2.	Adrian Peterson (MIN)	641
3.	Chris Ivory (NYJ)	551
4.	Todd Gurley (STL)	524
5.	Jonathan Stewart (CAR)	498

Martin rushed for 100+ yards in three consecutive contests (10/4 vs. CAR-10/25 at WAS), only the third time in franchise history a player has reached at least 100 rushing yards in three straight games (also: James Wilder, six consecutive, 12/9/84 vs. ATL-9/29/85 at DET; Carnell Williams, three consecutive, 9/11/05 at MIN-9/25/05 at GB).

RECORD-SETTER

With their second first-round pick in 2012, the Tampa Bay Buccaneers selected RB **Doug Martin**, who proved to be a sensation in his rookie season, shattering Buccaneers records, while setting NFL marks along the way. In 2015, Martin had another one of the best years in team history, ranking in the top five in rushing yards and scrimmage yards

MOST RUSHING YARDS - SINGLE SEASON (Team History)

Rank	Player	Year	Yards
1.	RB James Wilder	1984	1,544
2.	RB Doug Martin	2012	1,454
3.	RB Doug Martin	2015	1,402
4.	RB James Wilder	1985	1,300
5.	RB Ricky Bell	1979	1,263
6.	RB Errict Rhett	1995	1,207
7.	RB Carnell Williams	2005	1,178
8.	RB Reggie Cobb	1992	1,171
9.	RB Warrick Dunn	2000	1,133
10.	RB Warrick Dunn	1998	1,026

MOST YARDS FROM SCRIMMAGE - SINGLE SEASON (Team History)

Rank	Player	Year	Yards
1.	RB James Wilder	1984	2,229
2.	RB Doug Martin	2012	1,926
3.	RB Doug Martin	2015	1,673
4.	RB James Wilder	1985	1,641
5.	RB Warrick Dunn	2000	1,555
6.	RB Ricky Bell	1979	1,511
7.	RB Warrick Dunn	1997	1,440
8.	WR Mark Carrier	1989	1,422
9.	RB Warrick Dunn	1998	1,370
10.	RB Michael Pittman	2003	1,348

After setting the franchise record in his rookie season with 251 rushing yards at Oakland (11/4/12), Martin notched another banner day in 2015, with 235 rushing yards at Philadelphia (11/22/15), the second-highest mark in team history.

MOST SINGLE-GAME RUSHING YARDS (Team History)

Player	Opponent-Date	Rush Yds
1. RB Doug Martin	at OAK-11/4/12	251
2. RB Doug Martin	at PHI-11/22/15	235
3. RB James Wilder	at MIN-11/6/83	219
4. RB Warrick Dunn	vs. DAL-12/3/00	210
5. RB Errict Rhett	vs. WAS-12/4/94	192
6. RB James Wilder	vs. GB-9/30/84	172
7. RB Ricky Bell	vs. GB-10/21/79	167
8. RB James Wilder	at CHI-9/8/85	166
9. RB LeGarrette Blount	at SEA-12/26/10	164
10. RB Bobby Rainey	vs. ATL-11/17/13	163

Part of Martin's Philadelphia totals included an 84-yard run, the longest in franchise history and the third-longest rush in the league in 2015.

LONGEST RUSHING PLAYS IN TEAM HISTORY

Player	Yards	Opponent-Date
1. Doug Martin	84	@PHI-11/22/15
2. Bobby Rainey	80t	BUF-12/8/13
3. Michael Pittman	78t	KC-11/11/04
4. Warrick Dunn	76	CHI-12/21/97
5. Jerry Ellison	75	DET-12/23/95
5. James Wilder	75t	@MIN-11/6/83

2015 NFL LONGEST RUSHING PLAYS

Player	Yards	Opponent-Date
1. Marcus Mariota	87t	JAC-12/6/15
2. Lamar Miller (MIA)	85t	HOU-10/25/15
3. Doug Martin (TB)	84	@PHI-11/22/15
4. Adrian Peterson (MIN)	80t	@OAK-11/15/15
5. Adrian Peterson (MIN)	75	@DET-10/25/15

ROOKIE TOUCHDOWN MACHINE

In his first NFL season, Martin made his mark scoring touchdowns, with 11 rushing scores, the second-most in team history and 12 touchdowns from scrimmage, tied for the second-most in a season.

MOST RUSHING TDs - SINGLE SEASON (Team History)

Rank	Player	Year	TDs
1.	RB James Wilder	1984	13
2.	RB Doug Martin	2012	11
3.	RB Errict Rhett	1995	11
4.	RB Earnest Graham	2007	10
4.	FB Mike Alstott	2001	10
4.	RB James Wilder	1985	10

MOST TOUCHDOWNS - SINGLE SEASON (Team History)

Rank	Player	Year	TDs
1.	RB James Wilder	1984	13 (13 rush)
2.	RB Mike Evans*	2014	12 (12 rec.)
2.	RB Doug Martin*	2012	12 (11 rush, 1 rec.)
4.	WR Mike Williams*	2010	11 (11 rec.)
4.	FB Mike Alstott	2001	11 (10 rush, 1 rec.)
4.	RB Errict Rhett	1995	11 (11 rush)

*-Rookie



MARTIN IN TAMPA BAY HISTORY

Martin has continued his climb in the Buccaneers record books, with 25 career rushing touchdowns (tied for fourth in team history), 4,354 career rushing yards (fourth in team history), and 5,380 career scrimmage yards (fifth in team history) and 11 career 100-yard rushing games (tied for second in team history).

MOST RUSHING YARDS - (Team History)

Rank	Player	Yards
1.	RB James Wilder, 1981-89	5,957
2.	FB Mike Alstott, 1996-2006	5,088
3.	RB Warrick Dunn, 1997-2008	4,986
4.	RB Doug Martin, 2012-Pres.	4,354
5.	RB Carnell Williams, 2005-10	3,677

MOST RUSHING TOUCHDOWNS - (Team History)

Rank	Player	TDs
1.	FB Mike Alstott, 1996-2006	58
2.	RB James Wilder, 1981-89	37
3.	RB Doug Martin, 2012-Pres.	25
4.	RB Errict Rhett, 1994-97	24
5.	RB Reggie Cobb, 1990-93	21
6.	RB Carnell Williams, 2005-10	20
7.	RB Warrick Dunn, 1997-2008	19
8.	RB Ricky Bell, 1977-1981	16
9.	FB/RB Earnest Graham, 2004-11	15
9.	RB Lars Tate, 1988-89	15

MOST SCRIMMAGE YARDS - (Team History)

Rank	Player	Yards
1.	RB James Wilder, 1981-89	9,449
2.	RB Warrick Dunn, 1997-2008	7,690
3.	FB Mike Alstott, 1996-2006	7,372
4.	RB Michael Pittman, 2002-07	5,723
5.	RB Doug Martin, 2012-Pres.	5,380
6.	WR Mark Carrier, 1987-92	5,018
7.	WR Kevin House, 1980-86	4,969
8.	RB Carnell Williams, 2005-10	4,586
9.	WR Vincent Jackson, 2012-Pres.	4,326
10.	TE Jimmie Giles, 1978-86	4,307

MOST 100-YARD RUSHING GAMES – Team History

Rank	Player	100-Yd. Games
1.	RB James Wilder, 1981-89	14
2.	RB Warrick Dunn, 1997-2001, 2008	11
2.	RB Doug Martin, 2012-Pres.	11
4.	RB Carnell Williams, 2005-10	9
5.	RB Ricky Bell, 1977-81	8*
5.	RB Michael Pittman, 2002-07	8**
5.	RB Errict Rhett, 1994-97	8

*Includes one playoff game
**Includes Super Bowl XXXVII

NFL RECORDS

Martin recorded 1,926 yards from scrimmage as a rookie, the third-highest total in NFL history, trailing only Eric Dickerson (2,212 in 1984) and Edgerrin James (2,139 in 1999). His banner day came at Oakland (11/4/12), when he rushed for 251 yards and four touchdowns, the most in Buccaneers history and tied for the 10th-most in NFL history.

MOST RUSHING YARDS IN A GAME - (NFL History)

Name	Yds	Date	Opp.
1. Adrian Peterson (MIN)*	296	11/4/07	SD
2. Jamal Lewis (BAL)	295	9/14/03	CLE
3. Jerome Harrison (CLE)	286	12/20/09	KC
4. Corey Dillon (CIN)	278	11/4/07	DEN
5. Walter Payton (CHI)	275	11/20/77	MIN
6. O.J. Simpson (BUF)	273	11/25/76	DET
7. Shaun Alexander (CIN)	266	11/11/01	OAK
8. Jamaal Charles (KC)	259	1/3/10	DEN
9. Demarco Murray (DAL)*	253	10/23/11	STL
10. Doug Martin (TB)*	251	11/4/12	OAK
10. Mike Anderson (DEN)*	251	12/3/00	NO

*-Rookie

Martin's 251 rushing yards at Oakland came on only 25 carries, a 10.0 avg., the third highest in NFL history with a minimum of 25 rush attempts.

MOST YARDS-PER-CARRY - SINGLE GAME - (Min. 25 carries)

Name	Att	Yds/Rush	Date (Opp.)
1. Jamaal Charles (KC)	25	10.4	01/03/12 (DEN)
2. Demarco Murray (DAL)	25	10.1	10/23/11 (STL)
3. Doug Martin (TB)	25	10.0	11/4/12 (OAK)

MOST RUSHING YARDS IN A HALF - (Since 1991)

Name	Half, Yds	Date (Opp.)
1. Adrian Peterson (MIN)	2nd, 253	11/04/07 (SD)
2. Doug Martin (TB)	2nd, 220	11/4/12 (OAK)
3. Jerome Harrison (CLE)	2nd, 213	12/20/09 (KC)
4. Corey Dillon (CIN)	2nd, 201	10/22/00 (DEN)
5. Barry Sanders (DET)	2nd, 200	11/13/94 (TB)

MOST RUSHING YARDS IN A QUARTER - (Since 1991)

Name	Qtr	Yds	Date (Opp.)
1. Jamaal Charles (KC)	3rd	165	12/23/12 (IND)
2. Jamaal Charles (KC)	3rd	162	9/23/12 (NO)
3. LeSean McCoy (PHI)	4th	148	12/8/13 (DET)
4. Adrian Peterson (MIN)	4th	146	11/4/07 (SD)
4. Kenneth Davis (BUF)	2nd	146	11/22/92 (ATL)
6. Doug Martin (TB)	3rd	143	11/4/12 (OAK)
6. Marshall Faulk (STL)	1st	143	11/11/01 (CAR)
6. Thomas Jones (NYJ)	2nd	143	10/18/09 (BUF)
9. Terrell Davis (DEN)	1st	138	9/13/98 (DAL)
10. Leonard Fournette	4th	137	10/8/17 (PIT)

TEAM STATS

THIRD DOWN SUCCESS

One of the biggest keys for Tampa Bay in 2016, on both offense and defense, was success on third downs. Defensively, the Buccaneers limited opponents to a 34.4 conversion rate on third down, the best mark in the league. On the offensive side of the ball, Tampa Bay converted 43.9 percent of their third-down attempts, the sixth-highest mark in the NFL. The +9.5 percentage point differential between third-down conversion percentages allowed vs. converted was the highest in the NFL.

2016 NFL OPPONENT THIRD-DOWN CONVERSION LEADERS

Rank	Team	Conv.	Att.	Pct.
1.	Tampa Bay Buccaneers	67	195	34.4
2.	Baltimore Ravens	75	214	35.0
3.	New York Giants	84	238	35.3
4.	Miami Dolphins	77	213	36.2
5.	Denver Broncos	86	236	36.4

2016 NFL THIRD-DOWN CONVERSION LEADERS

Rank	Team	Conv.	Att.	Pct.
1.	New Orleans Saints	107	220	48.6
2.	Green Bay Packers	98	210	46.7
3.	Tennessee Titans	100	217	46.1
4.	New England Patriots	104	227	45.8
5.	Washington Redskins	90	199	45.2
6.	Tampa Bay Buccaneers	94	214	43.9
7.	Indianapolis Colts	87	202	43.1
8.	Detroit Lions	83	195	42.6
9.	San Diego Chargers	85	200	42.5
10.	Dallas Cowboys	80	189	42.3

RUSHING THE PASSER

In 2016, Tampa Bay recorded 38 sacks, tied for the ninth-most in the NFL.

NFL TEAM SACK LEADERS

Rank	Team	Sacks
1.	Arizona Cardinals	48
2.	Carolina Panthers	47
3.	Denver Broncos	42
3.	Seattle Seahawks	42
5.	Minnesota Vikings	41
6.	Green Bay Packers	40
6.	Tennessee Titans	40
8.	Buffalo Bills	39
9.	Tampa Bay Buccaneers	38
9.	Pittsburgh Steelers	38
9.	Washington Redskins	38

TAKE THE BALL AWAY

Despite a slow start that saw only two takeaways during the first four weeks, Tampa Bay was one of the top teams in the league in 2016 at forcing turnovers, recording the third-most takeaways in the NFL.

2016 NFL TAKEAWAY LEADERS

Rank	Team	INT	FR	Takeaways
1.	Kansas City Chiefs	18	15	33
2.	Oakland Raiders	16	14	30
3.	Tampa Bay Buccaneers	17	12	29
4.	Arizona Cardinals	14	14	28
4.	Baltimore Ravens	18	10	28
4.	San Diego Chargers	18	10	28

THE REAL MCCOY

MCCOY IN 2016

Gerald McCoy finished the 2016 season ranking fourth among all defensive tackles with 7.0 sacks.

2016 NFL SACK LEADERS - DEFENSIVE TACKLES

Rank	Player (Team)	Sacks
1.	Geno Atkins (CIN)	9.0
2.	Calais Campbell (ARI)	8.0
2.	Aaron Donald (LA)	8.0
4.	Gerald McCoy (TB)	7.0
5.	Fletcher Cox (PHI)	6.5
5.	Nick Fairley (NO)	6.5
5.	Malik Jackson (JAC)	6.5

MCCOY SINCE 2013

Since 2013, McCoy has the most sacks by any defensive tackle in the NFL.

2013-17 NFL SACK LEADERS – Defensive Tackles

Rank	Player	Sacks
1.	Gerald McCoy (TB)	35.5
2.	Geno Atkins (CIN)	33.0
3.	Aaron Donald (LAR)	30.0
4.	Jurrell Casey (TEN)	29.5
5.	Ndamukong Suh (MIA)	27.0

More than just a pass-rusher, McCoy has shown his ability at stopping the run. His 51 tackles for loss are the fourth-most by a defensive tackle since 2012.

NFL TFL LEADERS - DEFENSIVE TACKLES (2012-17)

Rank	Player (Team)	TFL
1.	Ndamukong Suh (MIA)	78
2.	Geno Atkins (CIN)	66
3.	Aaron Donald (LAR)	62
4.	Gerald McCoy (TB)	56
5.	Jurrell Casey (TEN)	53

MCCOY IN TEAM HISTORY

McCoy's 9.5 sacks in 2013 are tied for the fifth-most in a single season by a defensive tackle. He is only the third defensive tackle in Buccaneers history to top 9.0 sacks in a single season (Warren Sapp, Santana Dotson)

MOST SACKS, SINGLE SEASON - DEFENSIVE TACKLES (Team History)

Rank	Player	Year	Sacks
1.	Warren Sapp	2000	16.5
2.	Warren Sapp	1999	12.5
3.	Warren Sapp	1997	10.5
4.	Santana Dotson	1992	10.0
5.	David Logan	1983	9.5
5.	Gerald McCoy	2013	9.5

For his career, McCoy has 42.5 sacks, the second-most by a defensive tackle in team history and the fourth-most in franchise history.

MOST SACKS - DEFENSIVE TACKLE (Team History)

Rank	Player	Sacks
1.	Warren Sapp, 1995-2003	77.0
2.	Gerald McCoy, 2010-Pres.	44.5
3.	David Logan, 1979-86*	39.0
4.	Brad Culpepper, 1994-99	33.0
5.	Santana Dotson, 1992-95	23.0

* Sacks were not an official stat until 1982. Logan is credited with 28.5 by Stats, Inc.

MOST SACKS - TEAM HISTORY

Rank	Player	Sacks
1.	Lee Roy Selmon, 1976-84*	78.5
2.	Warren Sapp, 1995-2003	77.0
3.	Simeon Rice, 2001-06	69.5
4.	Gerald McCoy, 2010-Pres.	44.5
5.	David Logan, 1979-86*	39.0
6.	Chidi Ahanotu, 1993-00, 2004	34.5
7.	Brad Culpepper, 1994-99	33.0
8.	Ronde Barber, 1997-2012	28.0
9.	Broderick Thomas, 1989-93	26.5
10.	Greg Spires, 2002-07	26.0

* Sacks were not an official stat until 1982. Selmon is credited with 23.0 & Logan is credited with 28.5 by Stats, Inc.

DOMINANT DAVID

Since entering the NFL in 2012, Lavonte David has shown himself to be one of the top linebackers in the league, earning All-Rookie honors from nearly every publication his first season, then following up a Pro Bowl selection in 2015 and All-Pro honors following the 2013 and 2016 seasons.

Entering his sixth season, David has already set some impressive marks around the NFL.

DAVID SINCE ENTERING THE LEAGUE

Over the past five seasons, David has made the third-most tackles in the NFL and the most solo tackles.

2012-17 NFL TACKLE LEADERS

Rank	Player (Current Team)	Tackles
1.	LB Luke Kuechly (CAR)	739
2.	LB Bobby Wagner (SEA)	684
3.	LB Lavonte David (TB)	682
4.	LB Paul Posluszny (JAC)	649
5.	LB D'Qwell Jackson (FA)	626

2012-17 NFL SOLO TACKLE LEADERS

Rank	Player (Current Team)	Solo Tackles
1.	LB Lavonte David (TB)	486
2.	LB Paul Posluszny (JAC)	485
3.	LB Luke Kuechly (CAR)	471
4.	LB Lawrence Timmons (MIA)	422
5.	LB Karlos Dansby (ARI)	420

Since 2012, David has the second-most run stuffs of any player in football.

2012-17 STUFFS LEADERS

Rank	Player (Current Team)	Stuffs
1.	DE J.J. Watt (HOU)	69.5
2.	LB Lavonte David (TB)	57.0
3.	DE Michael Bennett (SEA)	49.5
4.	DE Calais Campbell (JAC)	42.0
4.	DT Ndamukong Suh (MIA)	41.5

David has also been one of the leaders in tackles for loss over the last five seasons. His 88 TFLs during that stretch rank him second in the NFL, and he is one of only two players in the league to post three consecutive seasons (2012-14) with at least 15 tackles for loss (also J.J. Watt, 2012-15).

2012-17 NFL TACKLE FOR LOSS LEADERS

Rank	Player (Current Team)	TFL
1.	DE J.J. Watt (HOU)	123
2.	LB Lavonte David (TB)	88
3.	LB Von Miller (DEN)	81
4.	DE Michael Bennett (SEA)	80
5.	DT Ndamukong Suh (MIA)	78
6.	DE Calais Campbell (JAC)	76
7.	LB Ryan Kerrigan (WAS)	74
8.	LB Justin Houston (KC)	70
9.	DE Cameron Jordan (NO)	67
10.	DT Geno Atkins (CIN)	66

David has shown his ability to help not only stop the run, but to defend the pass. Since entering the NFL in 2012, David is tied for second in the league in interceptions by a linebacker and is tied for the third-most passes defended during that span.

2012-17 NFL INTERCEPTIONS - (Linebackers)

Rank	Player (Team)	INT
1.	Luke Kuechly (CAR)	13
2.	Lavonte David (TB)	10
2.	Thomas Davis (CAR)	10
4.	Paul Posluszny (JAC)	9
5.	Karlos Dansby (ARI)	8
5.	DeAndre Levy (FA)	8
5.	Lawrence Timmons (MIA)	8

2012-17 NFL PASSES DEFENSED - (Linebackers)

Rank	Player (Team)	PD
1.	Luke Kuechly (CAR)	44
2.	Karlos Dansby (ARI)	43
3.	Lavonte David (TB)	35
3.	Mark Barron (LAR)	35
3.	Alec Ogletree (LAR)	35



DOMINANT DAVID

HISTORICAL PERFORMANCE

In his first five seasons, David has totaled 663 tackles, 18.0 sacks and 10 interceptions. He is the only player in the NFL during the last five years to total at least 500 tackles, 15.0 sacks and 10 interceptions. The start to his career compares with several of his most notable peers, as well as Hall of Famers.

NOTABLE LINEBACKERS - FIRST FIVE SEASONS

Player	Years	Tkls	Sacks	INT	FF
Ray Lewis*	1996-2000	718	16.0	9	2
Luke Kuechly*	2012-16	693	9.0	12	4
Patrick Willis	2007-11	692	17.0	5	12
Derrick Brooks*^	1995-99	669	4.5	8	8
Lavonte David	2012-16	663	18.0	10	12
Zach Thomas	1996-2000	651	7.0	9	7
Junior Seau^	1990-94	600	18.0	4	3
Brian Urlacher	2000-04	579	26.5	7	6
Lance Briggs	2003-07	548	5.5	6	9

*Won NFL Defensive Player of the Year in span.

^Selected to Pro Football Hall of Fame.

In 2013, David put together a historical season, one that ranked alongside some of the best linebackers in NFL history.

NOTABLE LINEBACKER SEASONS SINCE 1982

Player	Year	Tkls	Sacks	INT
Ray Lewis*^	2003	163	1.5	6
Luke Kuechly^*	2013	156	2.0	4
Lavonte David^	2013	144	7.0	5
Junior Seau^	1996	138	7.0	2
Ray Lewis*^	2000	136	3.0	2
Brian Urlacher*^	2005	122	6.0	0
Hardy Nickerson^	1996	120	3.0	2
Derrick Brooks*^	2002	118	1.0	5
Patrick Willis^	2009	114	4.0	3
Mike Singletary*^	1985	113	3.0	1
Lance Briggs^	2005	107	2.0	2
Thomas Davis^	2015	105	5.5	4

*Won NFL Defensive Player of the Year.

^Named to an All-Pro team following the season.

David joined former All-Pro S Dave Duerson (1986) as the only two players since 1982 to record at least 7.0 sacks and five interceptions in the same season. David is the only linebacker to ever do so.

IN COVERAGE

David finished 2013 with five interceptions, tied for the most ever by a Buccaneers linebacker in a single season.

MOST INTERCEPTIONS IN A SINGLE SEASON (Linebackers - Team History)

Player	Year	INT
1. Derrick Brooks	2002	5
1. Lavonte David	2013	5
1. Cecil Johnson	1981	5
4. Derrick Brooks	1999	4
4. Jamie Duncan	1977	4
4. Richard Wood	1984	4

Against Buffalo (12/8/13), David recorded two interceptions, becoming the first Buccaneer to record multiple interceptions in the same game since CB Aqib Talib in 2010 (2 at ARI, 10/31/10) and the first Buccaneers linebacker to record multiple interceptions in the same game since Derrick Brooks (2 vs. CHI, 10/24/99). David is one of only six Buccaneers linebackers ever to record multiple interceptions in the same game. He did so again against Philadelphia (11/22/15), becoming the first linebacker in team history with more than one multi-interception game.

MULTIPLE INTERCEPTIONS IN A SINGLE GAME (Linebackers - Team History)

Player	Opponent-Date	INT
Derrick Brooks	vs. CHI-10/24/99	2
Lavonte David	vs. BUF-12/8/13	2
Lavonte David	at PHI-11/22/15	2
Cecil Johnson	vs. DET-10/4/81	2
Dave Lewis	vs. CHI-10/22/78	2
Broderick Thomas	at NO-11/1/92	2
Richard Wood	at NO-12/11/77	2

David has 10 career interceptions, tied for the second-most by a linebacker in team history.

MOST INTERCEPTIONS BY A LB - Team History

Rank	Player	INT
1.	Derrick Brooks, 1995-2008	25
2.	Lavonte David, 2012-Pres.	10
2.	Dave Lewis, 1977-81	10
4.	Cecil Johnson, 1977-85	9
4.	Richard Wood, 1976-84	9

DOMINANT DAVID

GET READY FOR FUMBLES

David has been one of the best players in the NFL at forcing and recovering fumbles, tying for the 10th-most forced fumbles and tying for the fourth-most fumble recoveries in the NFL since 2012.

2012-17 NFL FORCED FUMBLE LEADERS

Rank	Player (Current Team)	FF
1.	LB Robert Quinn (LAR)	18
2.	LB Von Miller (DEN)	17
2.	DE Cameron Wake (MIA)	17
4.	DE Carlos Dunlap (CIN)	16
4.	LB Ryan Kerrigan (WAS)	16
6.	DE Cliff Avril (SEA)	15
6.	LB Chandler Jones (ARI)	15
6.	CB Charles Tillman (Retired)	15
6.	DE J.J. Watt (HOU)	15
10.	LB Lavonte David (TB)	14
10.	DE Charles Johnson (CAR)	14

2012-17 NFL OPPONENT FUMBLE RECOVERY LEADERS

Rank	Player (Current Team)	FR
1.	DE J.J. Watt (HOU)	11
2.	LB D'Qwell Jackson (FA)	9
2.	DE Julius Peppers (CAR)	9
4.	LB Lavonte David (TB)	8
4.	S Mike Adams (CAR)	8
4.	DT Fletcher Cox (PHI)	8
4.	LB Rob Ninkovich (Retired)	8
4.	LB Craig Robertson (NO)	8

DAVID & BROOKS

David has drawn comparisons to former Buccaneers' great LB Derrick Brooks. An 11-time Pro Bowler and nine-time All-Pro, Brooks is one of the most decorated players in Tampa Bay history, even earning NFL Defensive Player of the Year in 2002. Through their first 81 games played, David compares favorably to the Hall of Famer.

D. BROOKS & L. DAVID (First 81 Games Played)

Player	Tackles	Sacks	Stuffs	INT	PD	FF	FR
David	682	18.0	57.0	10	35	14	8
Brooks	682	4.5	40.0	8	50	8	3

In 2013 David earned a first-team All-Pro selection, joining Brooks and Hardy Nickerson as the only linebackers in franchise history to earn that distinction.

MOST FIRST-TEAM ALL-PRO SELECTIONS - LINEBACKERS (Team History)

Player	Selections	Years
Derrick Brooks	5	1999-2000, 2002, 2004-05
Hardy Nickerson	2	1993, 1997
Lavonte David	1	2013

PASS RUSH SPECIALIST

In 2013, Lavonte David showed off a pass-rushing ability not usually seen from linebackers in a 4-3 defense, finishing the season with 7.0 sacks, tied for the third-most

David's 7.0 sacks in 2013 are tied for the third-most by a linebacker in team history

MOST SACKS BY A LINEBACKER - SINGLE SEASON (Team History)

Player	Year	Sacks
1. Broderick Thomas	1991	11
2. Broderick Thomas	1990	7.5
3. Lavonte David	2013	7.0
3. Lonnie Marts	1996	7.0
5. Chris Washington	1987	6.5

For his career, David has totaled 18.0 sacks, the second-most by a linebacker in team history.

MOST SACKS BY A LB - Team History

Rank	Player	Sacks
1.	Broderick Thomas, 1989-93	26.5
2.	Lavonte David, 2012-Pres.	18.0
3.	Chris Washington, 1984-88	17.5
4.	Derrick Brooks, 1995-2008	13.5
5.	Shelton Quarles, 1997-2006	13.0

SCORING ON DEFENSE

In 2015, David recorded his first return touchdown, taking an interception back for a score at Philadelphia (11/22/15). Since then, he has added two more defensive scores - another INT-TD and a fumble returned for a touchdown. His three return scores are tied for the second-most in the NFL since 2015 (Aqib Talib, 4). David's three career defensive touchdowns are tied for the fifth-most in team history

BUCCANEERS CAREER DEFENSIVE TOUCHDOWNS

Rank	Player, Years	Def. TD
1.	DB Ronde Barber, 1997-2012	12
2.	LB Derrick Brooks, 1995-2008	7
3.	DT David Logan, 1979-86	4
3.	CB Mike Washington, 1976-84	4
5.	CB Donnie Abraham, 1996-2001	3
5.	CB Cedric Brown, 1976-84	3
5.	LB Lavonte David, 2012-Pres.	3
5.	CB Wayne Haddix, 1990-91	3
5.	CB Ricky Reynolds, 1987-93	3
5.	CB Aqib Talib, 2008-12	3
5.	LB Richard Wood, 1976-84	3

In 2016, Tampa Bay brought in veteran cornerback Brent Grimes to help the team's pass defense and provide a veteran leader who knew Defensive Coordinator Mike Smith's system. Grimes proved to be a key addition to the team, notching the most passes defended in the NFL.

2016 NFL PASS DEFENSED LEADERS

Rank	Player (Team)	PD
1.	Brent Grimes (TB)	24
2.	Dominique Rodgers-Cromartie (NYG)	21
3.	Casey Hayward (SD)	20
3.	Marcus Peters (KC)	20
4.	Robert Alford (ATL)	19
4.	Josh Norman (WAS)	19

Since 2013, Grimes has the most passes defended in the NFL

NFL MOST PASSES DEFENSED (2013-17)

Rank	Player (Current Team)	PD
1.	CB Brent Grimes (TB)	72
2.	CB Johnathan Joseph (HOU)	64
3.	CB David Amerson (OAK)	63
4.	CB Robert Alford (ATL)	60
4.	CB Dominique Rodgers-Cromartie (NYG)	60

GRIMES IN BUGS HISTORY

Grimes's 24 passes defended were the most by any Buccaneers player since Ronde Barber had 24 in 2001. Since 1994, Grimes' 24 passes defended are tied for the second-most by a Buccaneers player.

MOST PASSES DEFENSED - SINGLE SEASON SINCE 1994 (Team History)

Rank	Player	Year	PD
1.	Donnie Abraham	1999	25
2.	Ronde Barber	2001	24
2.	Brent Grimes	2016	24
2.	Ricky Reynolds	1992	24
5.	Donnie Abraham	2000	23

GRIMES PICKING PASSES

In 2016, Grimes led Tampa Bay with four interceptions, his fourth consecutive season with at least four interceptions. He is the only player in the NFL to record at least four interceptions in every season during that span (2013-16).

Grimes is tied for the second-most interceptions by any player over the past five seasons and tied for the most by any cornerback.

NFL MOST INTERCEPTIONS (2013-17)

Rank	Player (Current Team)	INT
1.	S Reggie Nelson (OAK)	19
2.	CB Brent Grimes (TB)	18
2.	S Glover Quin (DET)	18
2.	CB Richard Sherman (SEA)	18
5.	S Tashaun Gipson (JAC)	17

In his career, Grimes has 31 interceptions, tied for the fifth-most among active players.

MOST CAREER INTERCEPTIONS- ACTIVE PLAYERS

Rank	Player (Current Team)	INT
1.	S DeAngelo Hall (WAS)	43
2.	CB Terence Newman (MIN)	41
3.	S Reggie Nelson (OAK)	35
4.	CB Aqib Talib (DEN)	34
5.	CB Brent Grimes (TB)	31
5.	CB Tramon Williams (ARI)	31

BRYAN "THE BANGER" ANGER

In 2016, the Buccaneers signed P **Bryan Anger**. Since then, Anger has shown his value, with the fifth-most punts inside the 20-yard line (46), while posting a 42.4 net punting average, the fifth-best mark in the league over the past two seasons.

2016-17 PUNTS INSIDE THE 20 LEADERS

Rank	Player (Team)	Inside 20
1.	Johnny Hekker (LAR)	63
2.	Dustin Colquitt (KC)	50
2.	Sam Koch (BAL)	49
4.	Marquette King (OAK)	47
5.	Bryan Anger (TB)	46

2016-17 NET PUNTING AVERAGE LEADERS

Rank	Player (Team)	Net Avg.
1.	Johnny Hekker (LA)	45.7
2.	Sam Martin (DET)	44.2
3.	Marquette King (OAK)	42.9
4.	Pat McAfee (Retired)	42.7
5.	Bryan Anger (TB)	42.4

ANGER IN BUCS HISTORY

Not only did Anger have one of the top seasons in the NFL in 2016, he had the best punting season in team history.

MOST PUNTS INSIDE THE 20 - SINGLE SEASON (Team History)

Rank	Player	Year	Inside 20
1.	Bryan Anger	2016	37
2.	Josh Bidwell	2007	30
2.	Tom Tupa	2002	30
4.	Josh Bidwell	2008	27
5.	Mark Royals	2001	26
5.	Tom Tupa	2003	26

HIGHEST NET PUNTING AVERAGE - SINGLE SEASON (Team History)

Rank	Player	Year	Net Avg.
1.	Bryan Anger	2016	42.7
2.	Michael Koenen	2011	40.3
3.	Michael Koenen	2013	38.3
4.	Jacob Schum	2015	38.0
5.	Tommy Barnhardt	1996	37.8

Against the N.Y. Giants, Anger tied a franchise record for net punting average in a game, after he totaled 199 net punting yards on four kicks, a 49.8 average.

HIGHEST NET PUNTING AVERAGE - SINGLE GAME, MIN. 4 PUNTS (Team History)

Player	Date & Opponent	Punts	Net Yds	Net Avg.
1. Bryan Anger	10/1/17 vs. NYG	4	199	49.8
2. Michael Koenen	10/16/11 vs. NO	4	199	49.8
3. Michael Koenen	12/29/13 at NO	5	240	48.0
4. Michael Koenen	12/17/11 vs. DAL	4	204	47.3
5. Bryan Anger	1/1/17 vs. CAR	5	229	45.8

STRENGTH OF THE SOUTH

Over the previous 15 seasons, one could argue that the toughest division in the NFL is the NFC South. Since realignment in 2002, the NFC South is the only division to not only have each of its teams make a conference championship appearance, but have all four teams make it to the Super Bowl. The NFC East, NFC West and AFC West are the only other divisions to have all four teams earn a division championship since realignment.

The NFC South has also been represented nine times in a conference championship game, the best in the NFC and the second-most in the NFL. The NFC South is also tied for the second-most appearances in the Super Bowl (5), tied for the most by any NFC division. In 2016, The NFC South became the first division since realignment to have all four of its teams play in the Super Bowl, with Tampa Bay (XXXVII), Atlanta (LI), Carolina (XXXVIII & 50) and New Orleans (XLIV) all making it.

SUPER BOWL APPEARANCES & WINS SINCE 2002

Division	Appearances	Wins
AFC East	6	4
NFC South	5	2
NFC West	5	1
AFC North	4	3
NFC East	3	2
AFC South	2	1
NFC North	2	1
AFC West	3	1

CONFERENCE CHAMPIONSHIP GAME APPEARANCES SINCE 2002

Division	Number
AFC East	12
NFC South	9
NFC West	8
AFC North	7
NFC East	6
NFC North	6
AFC South	5
AFC West	5

The NFC South is also one of only two divisions to have more than one team win a Super Bowl (Tampa Bay, New Orleans), since 2002, joining the AFC North. The NFC South has had a very even split of division champions, with all four of the teams having captured at least three division titles.

NFC SOUTH DIVISION TITLES SINCE 2002

Team	Number
Carolina	5
Atlanta	4
Tampa Bay	3
New Orleans	3

In 2010, the NFC South recorded another impressive feat, as they were the only division to have three teams finish with a winning record, with three of the four teams finish with a double-digit win total (Atlanta – 13-3; New Orleans – 11-5; Tampa Bay – 10-6). It marked just the second time, dating back to realignment in 2002, that a division has had three teams with double-digit wins in the same season (also the AFC South in 2007). The feat was matched by the NFC North in 2012, the NFC West in 2013 and the AFC North in 2014.

In 2008, the NFC South again showed its overall strength, as it finished as one of only three divisions in the League to have three of its four teams with a record of 9-7 or better (also AFC East and NFC East) and is one of two divisions to have all of its teams at 8-8 or better (also NFC East). The NFC South also finished with a remarkable 27-5 overall home record in 2008, the best combined home winning percentage by a division in NFL history (.844), with the next best division last season, the NFC East, holding an 23-9 record at home. The South was also a near-perfect 11-1 at home when facing other South division opponents in 2008. The Bucs contributed significantly to that mark, as they finished 6-2 at home, winning their first six games at Raymond James Stadium in 2008.

BEST COMBINED HOME RECORD BY A DIVISION IN NFL HISTORY

Year	Division	Record	Pct.
2008	NFC South	27-5	.844
2003	NFC West	26-6	.813
1988	AFC Central	25-7	.781
1971	AFC West	20-6-2	.769*
1988	AFC East	30-9-1	.763
1976	AFC Central	21-7	.750
1995	NFC Central	30-10	.750
2013	NFC West	24-8	.750

*Prior to 1972, tie games were not counted in winning percentage.

BUCCANEERS AND THE NFL CELEBRATE 10 YEARS OF GETTING KIDS ACTIVE AND HEALTHY THROUGH NFL PLAY 60

This fall, the NFL celebrates 10 years of getting kids active and healthy through NFL PLAY 60. As part of the celebrations, and as kids get back to sports, NFL teams will host PLAY 60-themed games and community activities during Weeks 3 and 4 of the 2017 season. From building fitness zones and playgrounds to hosting youth football clinics, NFL teams will help members of their community and children of all abilities get active for 60 minutes a day all year long.



In August, Jameis Winston hosted a Bucs Academy PLAY 60 clinic, welcoming 100 students from the team's Bucs Academy initiative to training camp where children exercised and enjoyed football drills after practice.

On October 1, when the Tampa Bay Buccaneers hosted the New York Giants at Raymond James Stadium, the organization celebrated PLAY 60 throughout the game. Local "Fuel Up to PLAY 60" Student Ambassadors from the Florida Dairy Council participated in pre-game activities, serving as honorary guests of the game during the coin toss and honorary flag runners to lead the Buccaneers onto the field. During halftime, the Tampa Bay Buccaneers also hosted two youth football games on-field. In addition, the Buccaneers and NFL PLAY 60 games throughout the league featured: team-customized PLAY 60 eye black for community groups and NFL PLAY 60 field stencils, banners and goal post wraps around the stadium.

"For the past decade, NFL PLAY 60 has been an important tool in ensuring that youth get the recommended amount of daily physical activity. It's important that young fans understand the benefits of exercise and have the resources to build a foundation for a lifetime of good health," said NFL Commissioner **ROGER GOODELL**. "We are proud of the achievements over the past decade and look forward to advancing progress through the implementation of innovative programs and new play spaces for youth in partnership with our teams, players and partner organizations."

Since 2007, the NFL has committed more than \$350 million to youth health and fitness through PLAY 60 programming, grants and media time for public service announcements. With the help of NFL teams, players and partner organizations, more than 2,000 PLAY 60 events are held annually, and more than 250 NFL Youth Fitness Zones have been constructed nationwide, providing millions of kids with access and resources to play. Thousands of NFL players have served as PLAY 60 Ambassadors and dedicate their time to getting youth in their communities more active through youth football clinics, school assemblies, PSAs and other community outreach activities.

Fans are encouraged to join the PLAY 60 celebration and show how they get active for 60 minutes a day using the hashtag #PLAY60 and tagging @NFLPLAY60 on Twitter for a chance to be featured on NFL.com/PLAY60.



On Sunday, the Buccaneers will once again host local youth football teams for a halftime scrimmage on the field at Raymond James Stadium.



In May 2017, linebacker Cameron Lynch, safeties Keith Tandy and Chris Conte, and defensive tackle Clinton McDonald visited Bing Elementary School to congratulate students and teachers for winning the 2017 Buccaneers PLAY 60 Challenge

2017 TAMPA BAY BUCCANEERS UNOFFICIAL DEPTH CHART

OFFENSE

WR	11 DeSean Jackson	10 Adam Humphries	18 Bernard Reedy
TE	84 Cameron Brate	<u>82 Antony Auclair</u>	
LT	76 Donovan Smith	66 Leonard Wester	
LG	64 Kevin Pamphile	62 Evan Smith	
C	74 Ali Marpet	68 Joe Hawley	
RG	73 J.R. Sweezy	62 Evan Smith	
RT	69 Demar Dotson	77 Caleb Benenoch	
WR	13 Mike Evans	<u>12 Chris Godwin</u>	
TE	<u>80 O.J. Howard</u>	88 Luke Stocker	
QB	3 Jameis Winston	14 Ryan Fitzpatrick	
RB	22 Doug Martin	32 Jacquizz Rodgers	34 Charles Sims III 25 Peyton Barber

DEFENSE

DE	91 Robert Ayers Jr.	57 Noah Spence	
DT	93 Gerald McCoy	96 Sealver Siliga	94 Will Clarke
DT	90 Chris Baker	98 Clinton McDonald	
DE	92 William Gholston	95 Ryan Russell	
SLB	<u>51 Kendall Beckwith</u>	59 Devante Bond	
MLB	58 Kwon Alexander	53 Adarius Glanton	
WLB	54 Lavonte David	52 Cameron Lynch	
CB	28 Vernon Hargreaves III	36 Robert McClain	
CB	24 Brent Grimes	29 Ryan Smith	35 Javien Elliott
S	23 Chris Conte	<u>21 Justin Evans</u>	39 Isaiah Johnson
S	37 Keith Tandy	43 T.J. Ward	26 Josh Robinson

SPECIALISTS

P	9 Bryan Anger		
PK	7 Patrick Murray		
KO	7 Patrick Murray		
H	9 Bryan Anger		
LS	65 Garrison Sanborn	53 Adarius Glanton	
PR	18 Bernard Reedy	10 Adam Humphries	28 Vernon Hargreaves III
KR	18 Bernard Reedy	29 Ryan Smith	<u>21 Justin Evans</u>

Rookies Underlined

() Denotes Injury

2017 TAMPA BAY BUCCANEERS PRONUNCIATION GUIDE

PLAYERS

Antony Auclair	Anthony Oh-claire
Caleb Benenoch	ben-en-KNOCK
Chris Conte	con-tee
Lavonte David	luh-VON-tay
Javien Elliott	jay-vee-un
William Gholston	GOAL-ston
Adarius Glanton	Uh-Dare-E-Us
Ali Marpet	Alley Mar-PET
Kevin Pamphile	PAM-feel
Jacquizz Rodgers	JAH-quiz

Sealver Siliga

silver suh-LING-uh

COACHES

Mike Bajakian	buh-JAKE-ian
Dave Borgonzi	bore-GON-zee
Danny Breyer	BRY-er
Nate Kaczor	Kat-sir
Dirk Koetter	Cutter
Todd Monken	Munk-in
Andrew Weidinger	why-ding-er

2017 TAMPA BAY BUCCANEERS NUMERICAL ROSTER

(as of 10/10/17)

No.	Name	Pos.	Ht.	Wt.	Age	NFL Exp.	College	Hometown	How Acq.
3	Jameis Winston	QB	6-4	231	23	3	Florida State	Bessemer, AL	D1-'15
7	Patrick Murray	K	5-7	182	26	4	Fordham	Mawah, NJ	FA-'17
9	Bryan Anger	P	6-3	205	29	6	California	Camarrillo, CA	UFA (JAC)-'16
10	Adam Humphries	WR	5-11	195	24	3	Clemson	Spartanburg, SC	FA-'15
11	DeSean Jackson	WR	5-10	175	30	10	California	Long Beach, CA	UFA (WAS)-'17
12	Chris Godwin	WR	6-1	209	21	R	Penn State	Middletown, DE	D3a-'17
13	Mike Evans	WR	6-5	231	24	4	Texas A&M	Galveston, TX	D1-'14
14	Ryan Fitzpatrick	QB	6-2	223	34	13	Harvard	Gilbert, AZ	UFA (NYJ)-'17
18	Bernard Reedy	WR	5-9	175	25	1	Toledo	St. Petersburg, FL	FA-'16
21	Justin Evans	S	6-0	199	22	R	Texas A&M	Wiggins, MS	D2-'17
22	Doug Martin	RB	5-9	223	28	6	Boise State	Oakland, CA	D1b-'12
23	Chris Conte	S	6-2	203	28	7	California	Los Angeles, CA	UFA (CHI)-'15
24	Brent Grimes	CB	5-10	185	34	11	Shippensburg	Philadelphia, PA	FA-'16
25	Peyton Barber	RB	5-11	225	23	2	Auburn	Alpharetta, GA	FA-'16
26	Josh Robinson	DB	5-10	200	26	6	UCF	Sunrise, FL	UFA (MIN)-'16
28	Vernon Hargreaves III	CB	5-10	204	22	2	Florida	Tampa, FL	D1-'16
29	Ryan Smith	CB	5-11	189	24	2	North Carolina Central	Upper Marlboro, MD	D4-'16
32	Jacquizz Rodgers	RB	5-6	205	27	7	Oregon State	Richmond, TX	FA-'16
34	Charles Sims III	RB	6-0	211	27	4	West Virginia	Houston, TX	D3-'14
35	Javien Elliott	CB	5-11	176	24	2	Florida State	Panama City, FL	FA-'16
36	Robert McClain	CB	5-9	195	29	6	Connecticut	Lusby, MD	UFA (LAC)-'17
37	Keith Tandy	S	5-10	205	28	6	West Virginia	Hopkinsville, KY	D6-'12
39	Isaiah Johnson	S	6-0	209	25	1	South Carolina	Cary, NC	FA-'16
43	T.J. Ward	S	5-10	200	30	8	Oregon	Antioch, CA	FA-'17
51	Kendell Beckwith	LB	6-2	243	22	R	LSU	Clinton, LA	D3b-'17
52	Cameron Lynch	LB	6-0	229	24	3	Syracuse	Lawrenceville, GA	FA-'16
53	Adarius Glanton	LB	6-1	230	27	3	Florida Atlantic	Lakeland, FL	FA-'15
54	Lavonte David	LB	6-1	233	27	6	Nebraska	Miami, FL	D2-'12
57	Noah Spence	DE	6-2	251	23	2	Eastern Kentucky	Harrisburg, PA	D2a-'16
58	Kwon Alexander	LB	6-1	227	23	3	LSU	Oxford, AL	D4-'15
59	Devante Bond	LB	6-1	236	24	2	Oklahoma	Sacramento, CA	D6a-'16
62	Evan Smith	OL	6-2	308	31	8	Idaho State	Salinas, CA	UFA (GB)-'14
64	Kevin Pamphile	G	6-5	315	26	4	Purdue	Miami, FL	D5b-'14
65	Garrison Sanborn	LS	6-1	240	32	9	Florida State	Tampa, FL	FA-'17
66	Leonard Wester	T	6-6	305	24	2	Missouri Western	Mt. Union, IA	FA-'16
68	Joe Hawley	C	6-3	302	28	8	UNLV	Bakersfield, CA	FA-'15
69	Demar Dotson	T	6-9	315	32	9	Southern Miss	Alexandria, LA	FA-'09
73	J.R. Sweezy	G	6-5	298	28	5	North Carolina State	Mooresville, NC	UFA (SEA)-'16
74	Ali Marpet	C	6-4	307	24	3	Hobart	Hastings-on-Hudson, NY	D2b-'15
76	Donovan Smith	T	6-6	338	24	3	Penn State	Owings Mills, MD	D2a-'15
77	Caleb Benenoch	OL	6-5	305	23	2	UCLA	Katy, TX	D5-'16
80	O.J. Howard	TE	6-6	251	22	R	Alabama	Prattville, AL	D1-'17
82	Antony Auclair	TE	6-6	256	24	R	Laval	Motreal, Quebec	FA-'17
84	Cameron Brate	TE	6-5	245	26	3	Harvard	Naperville, IL	FA-'15
88	Luke Stocker	TE	6-5	253	29	7	Tennessee	Berea, KY	D4-'11
90	Chris Baker	DT	6-2	320	30	6	Hampton	Windsor, CT	UFA (WAS)-'17
91	Robert Ayers Jr.	DE	6-3	275	32	9	Tennessee	Jersey City, NJ	UFA (NYG)-'16
92	William Gholston	DE	6-6	281	26	5	Michigan State	Detroit, MI	D4b-'13
93	Gerald McCoy	DT	6-4	300	29	8	Oklahoma	Oklahoma City, OK	D1-'10
94	Will Clarke	DL	6-6	275	26	4	West Virginia	Pittsburgh, PA	FA-'17
95	Ryan Russell	DE	6-5	275	25	3	Purdue	Carrollton, TX	FA-'16
96	Sealver Siliga	DT	6-2	345	27	5	Utah	West Jordan, UT	W (SEA)-'16
98	Clinton McDonald	DT	6-2	297	30	8	Memphis	Jacksonville, AR	UFA (SEA)-'14

PRACTICE SQUAD

No.	Name	Pos.	Ht.	Wt.	Age	NFL Exp.	College	HS Hometown	How Acq.
16	Freddie Martino	WR	6-0	195	26	2	North Greenville	North, SC	FA-'16
30	David Rivers	CB	6-0	185	23	R	Youngstown State	Miami, FL	FA-'17
45	Alan Cross	TE	6-1	235	24	2	Memphis	Millington, TN	FA-'16
49	Riley Bullough	LB	6-2	228	23	R	Michigan State	Traverse City, MI	FA-'17
50	Eric Nzeocha	LB	6-3	218	24	R	Wyoming	Neusitz, Germany	INTFA-'17
61	Justin Murray	T	6-5	304	24	1	Cincinnati	Cincinnati, OH	FA-'17
67	Mike Liedtke	OL	6-3	305	25	1	Illinois State	Woodstock, IL	FA-'16
71	Channing Ward	DE	6-4	279	25	2	Mississippi	Aberdeen, MS	FA-'16
78	Larry Webster	DE	6-6	275	27	2	Bloomburg	Hagerstown, MD	FA-'17
79	Patrick O'Connor	DE	6-4	270	23	R	Eastern Michigan	Chicago, IL	FA-'17
85	Bobo Wilson	WR	5-9	186	22	R	Florida State	Miami, FL	FA-'17

INJURED RESERVE

No.	Name	Pos.	Ht.	Wt.	Age	NFL Exp.	College	HS Hometown	How Acq.
2	Nick Folk	K	6-1	222	32	11	Arizona	Hollywood, CA	FA-'17
4	Ryan Griffin	QB	6-5	210	27	4	Tulane	Westlake Village, CA	W (NO)-'15
72	Justin Trattou	DE	6-4	258	29	6	Florida	Ramsey, NJ	FA-'17
75	DaVonte Lambert	DL	6-2	282	23	2	Auburn	Keyville, GA	FA-'16
97	Stevie Tu'ikolovatu	DT	6-1	320	26	R	USC	Salt Lake City, UT	D7-'17

PRACTICE SQUAD INJURED RESERVE

No.	Name	Pos.	Ht.	Wt.	Age	NFL Exp.	College	HS Hometown	How Acq.
78	Marquis Lucas	T	6-4	313	24	1	West Virginia	Miami, FL	W (ATL)-'17

Head Coach: Dirk Koetter

Assistant Coaches: Nate Kaczor (special teams coordinator); Todd Monken (offensive coordinator/wide receivers); Mike Smith (defensive coordinator); Mike Bajakian (quarterbacks); Butch Barry (assistant offensive line); Danny Breyer (defensive assistant); Dave Borngoni (defensive quality control); Mark Duffner (linebackers); Skyler Fulton (offensive assistant); Zach Grossi (offensive quality control); Jay Hayes (defensive line); Jon Hoke (secondary); Dave Kennedy (head strength and conditioning); Brett Maxie (defensive backs); Carlos Polk (assistant special teams); Tim Spencer (running backs); Paul Spicer (assistant defensive line); Ben Steele (tight ends); Joe Vaughn (assistant strength and conditioning); Chad Wade (assistant strength and conditioning); George Warhop (run game coordinator/offensive line); Andrew Weidinger (assistant wide receivers/game management)

2017 TAMPA BAY BUCCANEERS ALPHABETICAL ROSTER

(as of 10/15/17)

No.	Name	Pos.	Ht.	Wt.	Birthdate	NFL Exp.	College	Hometown	17 GP/GS
58	Alexander, Kwon	LB	6-1	227	8/3/1994	3	LSU	Oxford, AL	1/1
9	Anger, Bryan	P	6-3	205	10/6/1988	6	California	Camarillo, CA	5/0
82	Aucair, Antony	TE	6-6	256	5/28/1993	R	Laval	Quebec, Canada	1/0
91	Ayers Jr., Robert	DE	6-3	275	9/6/1985	9	Tennessee	Jersey City, NJ	5/3
90	Baker, Chris	DT	6-2	320	10/8/1987	6	Hampton	Windsor, CT	4/4
25	Barber, Peyton	RB	5-11	225	2/27/1994	2	Auburn	Alpharetta, GA	5/0
51	Beckwith, Kendall	LB	6-2	243	12/2/1994	R	LSU	Clinton, LA	5/5
77	Benenoch, Caleb	OL	6-5	305	8/8/1994	2	UCLA	Katy, TX	5/0
59	Bond, Devante	LB	6-1	236	7/3/1993	2	Oklahoma	Sacramento, CA	4/2
84	Brate, Cameron	TE	6-5	245	7/3/1991	3	Harvard	Naperville, IL	5/3
94	Clarke, Will	DL	6-6	275	5/4/1991	4	West Virginia	Pittsburgh, PA	5/0
23	Conte, Chris	S	6-2	203	2/23/1989	7	California	Los Angeles, CA	5/5
54	David, Lavonte	LB	6-1	233	1/23/1990	6	Nebraska	Miami, FL	3/3
69	Dotson, Demar	T	6-9	315	10/11/1985	9	Southern Miss	Alexandria, LA	5/5
35	Elliott, Javien	CB	5-11	176	7/18/1993	2	Florida State	Panama City, FL	4/0
21	Evans, Justin	S	6-0	199	8/26/1995	R	Texas A&M	Wiggins, MS	5/2
13	Evans, Mike	WR	6-5	231	8/21/1993	4	Texas A&M	Galveston, TX	5/5
14	Fitzpatrick, Ryan	QB	6-2	223	11/24/1982	13	Harvard	Gilbert, AZ	2/0
92	Gholston, William	DE	6-6	281	7/31/1991	5	Michigan State	Detroit, MI	5/5
53	Glanton, Adarius	LB	6-1	230	9/21/1990	3	Florida Atlantic	Lakeland, FL	5/3
12	Godwin, Chris	WR	6-1	209	2/27/1996	R	Penn State	Middletown, DE	5/0
24	Grimes, Brent	CB	5-10	185	7/19/1983	11	Shippensburg	Philadelphia, PA	4/4
28	Hargreaves III, Vernon	CB	5-10	204	6/3/1995	2	Florida	Tampa, FL	5/5
68	Hawley, Joe	C	6-3	302	10/22/1988	8	UNLV	Bakersfield, CA	0/0
80	Howard, O.J.	TE	6-6	251	11/19/1994	R	Alabama	Prattville, AL	5/5
10	Humphries, Adam	WR	5-11	195	6/24/1993	3	Clemson	Spartanburg, SC	5/0
11	Jackson, DeSean	WR	5-10	175	12/1/1986	10	California	Long Beach, CA	5/4
39	Johnson, Isaiah	S	6-0	209	10/14/1992	1	South Carolina	Cary, NC	2/0
52	Lynch, Cameron	LB	6-0	229	8/4/1993	3	Syracuse	Lawrenceville, GA	5/0
74	Marpert, Ali	C	6-4	307	4/17/1993	3	Hobart	Hastings-on-Hudson, NY	5/5
22	Martin, Doug	RB	5-9	223	1/13/1989	6	Boise State	Oakland, CA	2/1
36	McClain, Robert	CB	5-9	195	7/22/1988	6	Connecticut	Lusby, MD	5/1
93	McCoy, Gerald	DT	6-4	300	2/25/1988	8	Oklahoma	Oklahoma City, OK	5/5
98	McDonald, Clinton	DT	6-2	297	1/6/1987	8	Memphis	Jacksonville, AR	5/1
7	Murray, Patrick	K	5-7	182	6/22/1991	4	Fordham	Mahway, NJ	1/0
64	Pamphile, Kevin	G	6-5	310	11/27/1990	4	Purdue	Miami, FL	5/4
18	Reedy, Bernard	WR	5-9	175	12/31/1991	1	Toledo	St. Petersburg, FL	5/0
26	Robinson, Josh	DB	5-10	200	1/8/1991	6	UCF	Sunrise, FL	4/0
32	Rodgers, Jacquizz	RB	5-6	205	2/6/1990	7	Oregon State	Richmond, TX	5/4
95	Russell, Ryan	DE	6-5	275	1/17/1992	3	Purdue	Carrollton, TX	5/0
65	Sanborn, Garrison	LS	6-1	240	7/31/1985	9	Florida State	Tampa, FL	5/0
96	Siliga, Sealver	DT	6-2	345	4/26/1990	5	Utah	West Jordan, UT	3/0
34	Sims III, Charles	RB	6-0	211	9/19/1990	4	West Virginia	Houston, TX	5/0
76	Smith, Donovan	T	6-6	338	6/23/1993	3	Penn State	Owings Mills, MD	5/5
62	Smith, Evan	OL	6-2	308	7/19/1986	8	Idaho State	Salinas, CA	5/1
29	Smith, Ryan	CB	5-11	189	9/7/1993	2	North Carolina Central	Upper Marlboro, MD	5/1
57	Spence, Noah	DE	6-2	251	1/8/1994	2	Eastern Kentucky	Harrisburg, PA	5/2
88	Stocker, Luke	TE	6-5	253	7/17/1988	7	Tennessee	Berea, KY	5/2
73	Sweezy, J.R.	G	6-5	298	4/8/1989	5	North Carolina State	Moorestville, NC	5/5
37	Tandy, Keith	S	5-10	205	2/12/1989	6	West Virginia	Hopkinsville, KY	3/3
43	Ward, T.J.	S	5-10	200	12/12/1986	8	Oregon	Antioch, CA	3/0
66	Wester, Leonard	T	6-6	305	1/3/1993	2	Missouri Western	Mt. Union, IA	0/0
3	Winston, Jameis	QB	6-4	231	1/6/1994	3	Florida State	Bessemer, AL	5/5

PRACTICE SQUAD

No.	Name	Pos.	Ht.	Wt.	Birthdate	NFL Exp.	College	HS Hometown	17 GP/GS
49	Bullough, Riley	LB	6-2	228	11/23/1993	R	Michigan State	Traverse City, MI	0/0
45	Cross, Alan	TE	6-1	235	5/2/1993	2	Memphis	Millington, TN	3/1
67	Liedtke, Mike	OL	6-3	305	1/15/1992	1	Illinois State	Woodstock, IL	0/0
16	Martino, Freddie	WR	6-0	195	9/7/1991	2	North Greenville	North, SC	0/0
61	Murray, Justin	T	6-5	304	4/19/1993	1	Cincinnati	Cincinnati, OH	0/0
79	O'Connor, Patrick	DE	6-4	270	11/1/1993	R	Eastern Michigan	Chicago, IL	0/0
30	Rivers, David	CB	6-0	185	7/23/1994	R	Youngstown State	Miami, FL	0/0
50	Nzeocha, Eric	LB	6-3	218	4/1/1993	R	Wyoming	Neusitz, Germany	0/0
71	Ward, Channing	DE	6-4	279	9/17/1992	2	Mississippi	Aberdeen, MS	0/0
78	Webster, Larry	DE	6-6	275	2/14/1990	2	Bloomsburg	Hagerstown, MD	0/0
85	Wilson, Bobo	WR	5-9	186	1/25/1995	R	Florida State	Miami, FL	0/0

INJURED RESERVE

No.	Name	Pos.	Ht.	Wt.	Birthdate	NFL Exp.	College	HS Hometown	17 GP/GS
2	Folk, Nick	K	6-1	222	11/5/1984	11	Arizona	Hollywood, CA	4/0
4	Griffin, Ryan	QB	6-5	210	11/17/1989	4	Tulane	Westlake Village, CA	0/0
75	Lambert, DaVonte	DL	6-2	282	6/23/1994	2	Auburn	Keysville, GA	0/0
72	Trattou, Justin	DE	6-4	258	8/28/1988	6	Florida	Ramsey, NJ	0/0
97	Tu'ikolovatu, Stevie	DT	6-1	320	6/28/1991	R	USC	Salt Lake City, UT	0/0

PRACTICE SQUAD INJURED RESERVE

No.	Name	Pos.	Ht.	Wt.	Birthdate	NFL Exp.	College	HS Hometown	17 GP/GS
78	Lucas, Marquis	T	6-4	313	3/25/1993	1	West Virginia	Miami, FL	0/0

Head Coach: Dirk Koetter

Assistant Coaches: Nate Kaczor (special teams coordinator); Todd Monken (offensive coordinator/wide receivers); Mike Smith (defensive coordinator); Mike Bajakian (quarterbacks); Butch Barry (assistant offensive line); Danny Breyer (defensive assistant); Dave Borgonzi (defensive quality control); Mark Duffner (linebackers); Skyler Fulton (offensive assistant); Zack Grossi (offensive quality control); Jay Hayes (defensive line); Jon Hoke (secondary); Dave Kennedy (head strength and conditioning); Brett Maxie (defensive backs); Carlos Polk (assistant special teams); Tim Spencer (running backs); Paul Spicer (assistant defensive line); Ben Steele (tight ends); Joe Vaughn (assistant strength and conditioning); Chad Wade

2017 TAMPA BAY BUCCANEERS ROSTER BY POSITION

(as of 10/9/17)

No.	Name	Pos.	College	Ht.	Wt.	Age	NFL Exp.
<u>Defensive Linemen (9)</u>							
91	Robert Ayers Jr.	DE	Tennessee	6-3	275	32	9
90	Chris Baker	DT	Hampton	6-2	320	30	6
94	Will Clarke	DL	West Virginia	6-6	275	26	4
92	William Gholston	DE	Michigan State	6-6	281	26	5
93	Gerald McCoy	DT	Oklahoma	6-4	300	29	8
98	Clinton McDonald	DT	Memphis	6-2	297	30	8
95	Ryan Russell	DE	Purdue	6-5	275	25	3
96	Sealver Siliga	DT	Utah	6-2	345	27	5
57	Noah Spence	DE	Eastern Kentucky	6-2	251	23	2
<u>Linebacker (6)</u>							
58	Kwon Alexander	LB	LSU	6-1	227	23	3
51	Kendell Beckwith	LB	LSU	6-2	243	22	R
59	Devante Bond	LB	Oklahoma	6-1	236	24	2
54	Lavonte David	LB	Nebraska	6-1	233	27	6
53	Adarius Glanton	LB	Florida Atlantic	6-1	230	27	3
52	Cameron Lynch	LB	Syracuse	6-0	229	24	3
<u>Cornerback (5)</u>							
35	Javien Elliott	CB	Florida State	5-11	176	24	2
24	Brent Grimes	CB	Shippensburg	5-10	185	34	11
28	Vernon Hargreaves III	CB	Florida	5-10	204	22	2
36	Robert McClain	CB	Connecticut	5-9	195	29	6
29	Ryan Smith	CB	North Carolina Central	5-11	189	24	2
<u>Safety (6)</u>							
23	Chris Conte	S	California	6-2	203	28	7
21	Justin Evans	S	Texas A&M	6-0	199	22	R
39	Isaiah Johnson	S	South Carolina	6-0	209	25	1
26	Josh Robinson	DB	UCF	5-10	200	26	7
37	Keith Tandy	S	West Virginia	5-10	205	28	6
43	T.J. Ward	S	Oregon	5-10	200	30	8
<u>Long Snapper (1)</u>							
65	Garrison Sanborn	LS	Florida State	6-1	240	32	9
<u>Punter (1)</u>							
9	Bryan Anger	P	California	6-3	205	29	6
<u>Kicker (1)</u>							
7	Patrick Murray	K	Fordham	5-7	182	26	4
<u>Offensive Line (9)</u>							
77	Caleb Benenoch	OL	UCLA	6-5	305	23	2
69	Demar Dotson	T	Southern Miss	6-9	315	32	9
68	Joe Hawley	C	UNLV	6-3	302	28	8
74	Ali Marpet	C	Hobart	6-4	307	24	3
64	Kevin Pamphile	G	Purdue	6-5	310	26	4
76	Donovan Smith	T	Penn State	6-6	338	24	3
62	Evan Smith	OL	Idaho State	6-2	308	31	8
73	J.R. Sweezy	G	North Carolina State	6-5	298	28	5
66	Leonard Wester	T	Missouri Western	6-6	305	24	2
<u>Tight End (4)</u>							
82	Antony Auclair	TE	Lavar	6-6	256	24	R
84	Cameron Brate	TE	Harvard	6-5	235	26	3
80	O.J. Howard	TE	Alabama	6-6	251	22	R
88	Luke Stocker	TE	Tennessee	6-5	253	29	7
<u>Running Back (4)</u>							
25	Peyton Barber	RB	Auburn	5-11	225	23	2
22	Doug Martin	RB	Boise State	5-9	223	28	6
32	Jacquizz Rodgers	RB	Oregon State	5-6	205	27	7
34	Charles Sims III	RB	West Virginia	6-0	211	27	4
<u>Wide Receiver (5)</u>							
13	Mike Evans	WR	Texas A&M	6-5	231	24	4
12	Chris Godwin	WR	Penn State	6-1	209	21	R
10	Adam Humphries	WR	Clemson	5-11	195	24	3
11	DeSean Jackson	WR	California	5-10	175	30	10
18	Bernard Reedy	WR	Toledo	5-9	175	25	1
<u>Quarterback (2)</u>							
14	Ryan Fitzpatrick	QB	Harvard	6-2	223	34	13
3	Jameis Winston	QB	Florida State	6-4	231	23	3

2017 TAMPA BAY BUCCANEERS BY EXPERIENCE

(as of 10/9/17)
How Acq.

No.	Name	Pos.	Ht.	Wt.		Age	NFL Exp.	College	Hometown	How Acq.
13th Year (1)										
14	Fitzpatrick, Ryan	QB	6-2	223	11/24/1982	34	13	Harvard	Gilbert, AZ	UFA (NYJ)-'17
11th Year (1)										
24	Grimes, Brent	CB	5-10	185	7/19/1983	34	11	Shippensburg	Philadelphia, PA	FA-'16
10th Year (1)										
11	Jackson, DeSean	WR	5-10	175	12/1/1986	30	10	California	Long Beach, CA	UFA (WAS)-'17
9th Year (3)										
91	Ayers Jr., Robert	DE	6-3	275	9/6/1985	32	9	Tennessee	Jersey City, NJ	UFA (NYG)-'16
69	Dotson, Demar	T	6-9	315	10/11/1985	32	9	Southern Miss	Jacksonville, LA	FA-'09
65	Sanborn, Garrison	LS	6-1	240	7/31/1985	32	9	Florida State	Tampa, FL	FA-'17
8th Year (5)										
68	Hawley, Joe	C	6-3	302	10/22/1988	28	8	UNLV	Bakersfield, CA	FA-'15
93	McCoy, Gerald	DT	6-4	300	2/25/1988	29	8	Oklahoma	Oklahoma City, OK	D1-'10
98	McDonald, Clinton	DT	6-2	297	1/6/1987	30	8	Memphis	Jacksonville, AR	UFA (SEA)-'14
62	Smith, Evan	OL	6-2	308	7/19/1986	31	8	Idaho State	Salinas, CA	UFA (GB)-'14
43	Ward, T.J.	S	5-10	200	12/12/1986	30	8	Oregon	Antioch, CA	FA-'17
7th Year (3)										
23	Conte, Chris	S	6-2	203	2/23/1989	28	7	California	Los Angeles, CA	UFA (CHI)-'15
32	Rodgers, Jacquizz	RB	5-6	205	2/6/1990	27	7	Oregon State	Richmond, TX	FA-'16
88	Stocker, Luke	TE	6-5	253	7/7/1988	29	7	Tennessee	Berea, KY	D4-'11
6th Year (7)										
9	Anger, Bryan	P	6-3	205	10/6/1988	29	6	California	Camarillo, CA	UFA (JAC)-'16
90	Baker, Chris	DT	6-2	320	10/8/1987	30	6	Hampton	Windsor, CT	UFA (WAS)-'17
54	David, Lavonte	LB	6-1	233	1/23/1990	27	6	Nebraska	Miami, FL	D2-'12
22	Martin, Doug	RB	5-9	223	1/13/1989	28	6	Boise State	Oakland, CA	D1b-'12
36	McClain, Robert	CB	5-9	195	7/22/1988	29	6	Connecticut	Lusby, MD	UFA (LAC)-'17
26	Robinson, Josh	DB	5-10	200	1/8/1991	26	6	UCF	Sunrise, FL	UFA (MIN)-'16
37	Tandy, Keith	S	5-10	205	2/12/1989	28	6	West Virginia	Hopkinsville, KY	D6-'12
5th Year (3)										
92	Gholston, William	DE	6-6	281	7/31/1991	26	5	Michigan State	Detroit, MI	D4b-'13
96	Siliga, Sealver	DT	6-2	345	4/26/1990	27	5	Utah	West Jordan, UT	W (SEA)-'16
73	Sweezy, J.R.	G	6-5	298	4/8/1989	28	5	North Carolina State	Mooresville, NC	UFA (SEA)-'16
4th Year (5)										
94	Clarke, Will	DL	6-6	275	5/4/1991	26	4	West Virginia	Pittsburgh, PA	FA-'17
13	Evans, Mike	WR	6-5	231	8/21/1993	24	4	Texas A&M	Galveston, TX	D1-'14
7	Murray, Patrick	K	5-7	182	6/22/1991	26	4	Fordham	Mahwah, NJ	FA-'17
64	Pamphile, Kevin	G	6-5	310	11/27/1990	26	4	Purdue	Miami, FL	D5b-'14
34	Sims III, Charles	RB	6-0	211	9/19/1990	27	4	West Virginia	Houston, TX	D3-'14
3rd Year (9)										
58	Alexander, Kwon	LB	6-1	227	8/3/1994	23	3	LSU	Oxford, AL	D4-'15
84	Brate, Cameron	TE	6-5	235	7/3/1991	26	3	Harvard	Naperville, IL	FA-'15
53	Glanton, Adarius	LB	6-1	230	9/21/1990	27	3	Florida Atlantic	Lakeland, FL	FA-'15
10	Humphries, Adam	WR	5-11	195	6/24/1993	24	3	Clemson	Spartanburg, SC	FA-'15
52	Lynch, Cameron	LB	6-0	229	8/4/1993	24	3	Syracuse	Lawrenceville, GA	FA-'16
74	Marpet, Ali	C	6-4	307	4/17/1993	24	3	Hobart	Hastings-on-Hudson, NY	D2b-'15
95	Russell, Ryan	DE	6-5	275	1/17/1992	25	3	Purdue	Carrollton, TX	FA-'16
76	Smith, Donovan	T	6-6	338	6/23/1993	24	3	Penn State	Owings Mills, MD	D2a-'15
3	Winston, Jameis	QB	6-4	231	1/6/1994	23	3	Florida State	Bessemer, AL	D1-'15
2nd Year (8)										
25	Barber, Peyton	RB	5-11	225	2/27/1994	23	2	Auburn	Alpharetta, GA	FA-'16
77	Benenoch, Caleb	OL	6-5	305	8/8/1994	23	2	UCLA	Katy, TX	D5-'16
59	Bond, Devante	LB	6-1	236	7/3/1993	24	2	Oklahoma	Sacramento, CA	D6a-'16
35	Elliott, Javien	CB	5-11	176	7/18/1993	24	2	Florida State	Panama City, FL	FA-'16
28	Hargreaves III, Vernon	CB	5-10	204	6/3/1995	22	2	Florida	Tampa, FL	D1-'16
29	Smith, Ryan	S	5-11	189	9/7/1993	24	2	North Carolina Central	Upper Marlboro, MD	D4-'16
57	Spence, Noah	DE	6-2	251	1/8/1994	23	2	Eastern Kentucky	Harrisburg, PA	D2a-'16
66	Wester, Leonard	T	6-6	305	1/3/1993	24	2	Missouri Western	Mt. Union, IA	FA-'16
Rookies/1st Year (7)										
82	Auclair, Antony	TE	6-6	256	5/28/1993	24	R	Laval	Quebec, Canada	FA-'17
51	Beckwith, Kendall	LB	6-2	243	12/2/1994	22	R	LSU	Clinton, LA	D3b-'17
21	Evans, Justin	S	6-0	190	8/26/1995	22	R	Texas A&M	Wiggins, MS	D2-'17
12	Godwin, Chris	WR	6-1	209	2/27/1996	21	R	Penn State	Middletown, DE	D3a-'17
80	Howard, O.J.	TE	6-6	251	11/19/1994	22	R	Alabama	Prattville, AL	D1-'17
39	Johnson, Isaiah	S	6-0	209	10/14/1992	25	1	South Carolina	Cary, NC	FA-'16
18	Reedy, Bernard	WR	5-9	175	12/31/1991	25	1	Toledo	St. Petersburg, FL	FA-'16

2017 TAMPA BAY BUCCANEERS - HOW THEY WERE BUILT

	<u>DRAFT</u>	<u>TRADES</u>	<u>WAIVERS</u>	<u>FREE AGENTS</u>
2009				Demar Dotson (R)
2010	Gerald McCoy (1)			
2011	Luke Stocker (4)			
2012	Doug Martin (1b) Lavonte David (2) Keith Tandy (6)			
2013	William Gholston (4b)			
2014	Mike Evans (1) Charles Sims III (3) Kevin Pamphile (5b)			Clinton McDonald (SEA) Evan Smith (GB)
2015	Jameis Winston (1) Donovan Smith (2a) Ali Marpet (2b) Kwon Alexander (4)			Cameron Brate Chris Conte (CHI) Adarius Glanton Joe Hawley Adam Humphries (R)
2016	Vernon Hargreaves III (1) Noah Spence (2a) Ryan Smith (4) Caleb Benenoch (5) Devante Bond (6a)		Sealver Siliga (SEA)	Bryan Anger (JAC) Robert Ayers Jr. (NYG) Peyton Barber (R) Javien Elliott (R) Brent Grimes Isaiah Johnson (R) Cameron Lynch Bernard Reedy Jacquizz Rodgers Josh Robinson (MIN) Ryan Russell J.R. Sweezy (SEA) Leonard Wester (R)
2017	O.J. Howard (1) Justin Evans (2) Chris Godwin (3a) Kendell Beckwith (3b)			Antony Auclair (R) Chris Baker (WAS) Will Clarke Ryan Fitzpatrick (NYJ) DeSean Jackson (WAS) Robert McClain (LAC) Patrick Murray Garrison Sanborn T.J. Ward

2017 PLAYTIME PERCENTAGES - OFFENSE

OFFENSE	CHI	@MIN	NYG	NE	@AZ	@BUF	CAR	@NO	NYJ	@MIA	@ATL	ATL	@CAR	NO	PLAYS	PCT
TOTAL PLAYS	71	53	64	72	70										330	

QUARTERBACKS

Winston	65	53	64	72	15										269	82%
Fitzpatrick	6	DNP	DNP	DNP	55										61	43%

RUNNING BACKS

Sims III	21	26	22	32	27										128	39%
Rodgers	34	25	38	13	6										116	35%
Marlin	R/S	R/S	R/S	26	37										63	44%
Barber	16	0	4	0	0										20	6%

TIGHT ENDS

Howard	46	34	42	41	45										208	63%
Brate	38	26	35	49	44										192	58%
Stocker	16	6	14	5	10										51	15%
Cross	16	4	7	PS	PS										27	14%
Aucclair	IA	IA	IA	1	IA										1	1%

WIDE RECEIVERS

Evans	55	47	59	68	64										293	89%
Jackson	36	43	45	52	53										229	69%
Humphries	41	39	43	52	48										223	68%
Godwin	29	11	9	17	14										80	24%
Reedy	7	4	2	4	1										18	5%

OFFENSIVE LINE

Marpet	71	53	64	72	70										330	100%
D. Smith	71	53	64	72	70										330	100%
Sweezy	71	53	64	72	70										330	100%
Dotson	62	53	64	72	70										321	97%
E. Smith	38	29	39	33	40										179	54%
Pamphile	33	24	25	39	30										151	46%
Bennoch	9	0	0	0	1										10	3%
Hawley	IA	IA	IA	IA	IA										0	N/A
Wester	IA	IA	IA	IA	IA										0	N/A

KEY

- DNP= Did Not Play
- IA= Inactive
- IR/DR= Injured Reserve/Designated to Return
- N/A= Not With Team
- PS= Practice Squad
- PUP= Reserve/Physically Unable to Perform
- R/S= Reserve/Suspended List
- W/_=With Other Team

2017 PLAYTIME PERCENTAGES - DEFENSE

DEFENSE	CHI	@MIN	NYG	NE	@AZ	@BUF	CAR	@NO	NYJ	@MIA	@ATL	@GB	DET	ATL	@CAR	NO	PLAYS	PCT	
TOTAL PLAYS	64	74	80	74	65												357		
DEFENSIVE LINE																			
McCoy	40	63	67	66	59												295	83%	
Ayers Jr.	48	61	56	48	47												260	73%	
N. Spence	45	21	54	60	32												212	59%	
Gholston	32	50	29	37	43												191	54%	
McDonald	24	46	32	37	25												164	46%	
Baker	25	IA	22	30	33												110	39%	
Russell	35	25	39	11	IA												110	38%	
Siliga	5	25	IA	IA	12												42	21%	
Clarke	IA	9	15	6	9												39	13%	
J. Smith	IA	IA	7	N/A	N/A												7	5%	
LINEBACKERS																			
Beckwith	58	74	80	74	65												351	98%	
Glanton	22	39	80	74	21												236	66%	
David	53	69	IA	IA	61												183	90%	
Bond	IA	7	21	15	18												61	21%	
Alexander	17	IA	IA	IA	IA												17	27%	
Lynch	0	0	1	0	0												1	0%	
DEFENSIVE BACKS																			
Hargreaves III	64	67	79	74	63												347	97%	
Conte	57	73	65	74	37												306	86%	
Grimes	57	IA	79	74	63												273	96%	
McClain	44	51	59	59	32												245	69%	
Evans	7	1	45	74	57												184	52%	
Tandy	36	28	49	IA	IA												113	52%	
Ward	28	46	IA	IA	36												110	54%	
R. Smith	7	45	0	0	0												52	15%	
Elliott	IA	14	0	1	2												17	6%	
Robinson	0	0	1	0	IA												1	0%	
I. Johnson	PS	PS	PS	PS	0												0	0%	

KEY

- DNP= Did Not Play
- IA= Inactive
- IR/DR= Injured Reserve/Designated to Return
- N/A= Not With Team
- PS= Practice Squad
- PUP= Reserve/Physically Unable to Perform
- R/S= Reserve/Suspended List
- R/CE=Reserve/Commissioner's Exempt List
- W/_ =With Other Team

2017 TAMPA BAY BUCCANEERS STATISTICS

2017 RECORD --			WON: 2	LOST: 3
Aug 11	L	12-23	at Cincinnati	44,495
Aug 17	W	12-8	at Jacksonville	56,266
Aug 26	L	9-13	CLEVELAND	51,349
Aug 31	L	10-13	WASHINGTON	51,368

Sept 10			-- bye week --	
Sept 17	W	29-7	CHICAGO	56,640
Sept 24	L	17-34	at Minnesota	66,390
Oct 1	W	25-23	N.Y. GIANTS	63,916
Oct 5	L	14-19	NEW ENGLAND	64,476
Oct 15	L	33-38	at Arizona	63,999
Oct 22			at Buffalo	
Oct 29			CAROLINA	
Nov 5			at New Orleans	
Nov 12			N.Y. JETS	
Nov 19			at Miami	
Nov 26			at Atlanta	
Dec 3			at Green Bay	
Dec 10			DETROIT	
Dec 18			ATLANTA	
Dec 24			at Carolina	
Dec 31			NEW ORLEANS	

	BUCCANEERS	OPPONENTS
TOTAL FIRST DOWNS	109	114
Rushing	20	25
Passing	80	78
Penalty	9	11
3rd Down: Made/Att.	23/59 39.0%	29/65 44.6%
4th Down: Made/Att.	2-4 50.0%	0/4 0.0%
POSSESSION AVG.	27:36	32:24
TOTAL NET YARDS	1910	2017
Avg. Per Game	382.0	403.4
Total Plays	312	334
Avg. Per Play	6.1	6.0
NET YARDS RUSHING	412	509
Avg. Per Game	82.4	101.8
Total Rushes	107	139
NET YARDS PASSING	1498	1508
Avg. Per Game	299.6	301.6
Sacked/Yards Lost	8/51	6/36
Gross Yards	1549	1544
Att./Completions	197/121	189/134
Completion Pct.	61.4	70.9
Had Intercepted	5	4
PUNTS/AVERAGE	21/44.4	17/45.6
NET PUNTING AVERAGE	41.5	39.0
PENALTIES/YARDS	33/209	33/281
FUMBLES/FUMBLES LOST	6/1	7/4
TOUCHDOWNS	15	14
Rushing	3	4
Passing	10	10
Returns	2	0

SCORE BY QUARTERS	1	2	3	4	O1	TOTAL
BUCCANEERS	26	26	20	46	0	118
OPPONENTS	24	44	27	26	0	121

SCORING	TD	R	P	Rt	PAT	2P	FG	S	PTS
Folk	0	0	0	0	7-9	0	6-11	0	25
Brate	4	0	4	0	0-0	0	0-0	0	24
Evans, M.	3	0	3	0	0-0	0	0-0	0	18
Martin	2	2	0	0	0-0	1	0-0	0	14
Jackson	2	0	2	0	0-0	0	0-0	0	12
David	1	0	0	1	0-0	0	0-0	0	6
Howard	1	0	1	0	0-0	0	0-0	0	6
McClain	1	0	0	1	0-0	0	0-0	0	6
Rodgers	1	1	0	0	0-0	0	0-0	0	6
Murray	0	0	0	0	1-1	0	0-0	0	1
BUCCANEERS	15	3	10	2	8-10	1-5	6-11	0	118
OPPONENTS	14	4	10	0	13-13	0-1	8-9	0	121

SACKS: McCoy 2.0, McDonald 2.0, Glanton 1.0, Spence 1.0. Buccaneers 6.0. Opponents 8.0

FUM/LOST: Winston 5/0, Sims 1/1.

PASSING	Att	Comp	Yds	Cmp%	Yds/Att	TD	TD%	INT	INT%	Lg	Sack/Lost	Rating
Winston	164	99	1259	60.4	7.68	7	4.3	3	1.8	58t	7/46	91.0
Fitzpatrick	33	22	290	66.7	8.79	3	9.1	2	6.1	41	1/5	99.3
BUCCANEERS	197	121	1549	61.4	7.86	10	5.1	5	2.5	58t	8/51	92.4
OPPONENTS	189	134	1544	70.9	8.17	10	5.3	4	2.1	59t	6/36	104.0

RUSHING	No	Yds	Avg	Lg	TD
Rodgers	46	168	3.7	36	1
Martin	27	127	4.7	27	2
Barber	12	49	4.1	14	0
Winston	9	30	3.3	8	0
Sims	6	23	3.8	14	0
Fitzpatrick	5	8	1.6	10	0
Reedy	2	7	3.5	4	0
BUCCANEERS	107	412	3.9	36	3
OPPONENTS	139	509	3.7	31	4

RECEIVING	No	Yds	Avg	Lg	TD
Evans, M.	27	371	13.7	41	3
Humphries	23	258	11.2	38	0
Brate	21	281	13.4	35	4
Jackson	17	287	16.9	41	2
Sims	13	99	7.6	25	0
Howard	5	107	21.4	58t	1
Godwin	5	61	12.2	18	0
Rodgers	4	44	11.0	13	0
Martin	2	19	9.5	11	0
Cross	2	11	5.5	6	0
Reedy	1	6	6.0	6	0
Stocker	1	5	5.0	5	0
BUCCANEERS	121	1549	12.8	58t	10
OPPONENTS	134	1544	11.5	59t	10

INTERCEPTIONS	No	Yds	Avg	Lg	TD
McClain	1	47	47.0	47t	1
Grimes	1	39	39.0	39	0
Alexander	1	22	22.0	22	0
Evans, J.	1	2	2.0	2	0
BUCCANEERS	4	110	27.5	47t	1
OPPONENTS	5	87	17.4	36	0

PUNTING	No	Yds	Avg	Net	TB	In20	Lg	Bk
Anger	21	933	44.4	41.5	0	9	62	0
BUCS	21	933	44.4	41.5	0	9	62	0
OPPONENTS	17	775	45.6	39.0	2	4	63	0

PUNT RETURNS	Ret	FC	Yds	Avg	Lg	TD
Reedy	7	3	72	10.3	17	0
BUCCANEERS	7	3	72	10.3	17	0
OPPONENTS	6	9	61	10.2	40	0

KICKOFF RETURNS	Ret	Yds	Avg	Lg	TD
Reedy	6	132	22.0	50	0
BUCCANEERS	6	132	22.0	50	0
OPPONENTS	5	114	22.8	28	0

FIELD GOALS	1-19	20-29	30-39	40-49	50+	Lg
Folk	0-0	2-2	1-2	2-5	1-2	50
Murray	0-0	0-0	0-0	0-0	0-0	-
BUCCANEERS	0-0	2-2	1-2	2-5	1-2	50
OPPONENTS	0-0	4-4	2-2	2-3	0-0	48

Folk: (42G, 50G, 23G) (40G) (46WR, 20G, 49WR, 34G) (56WR, 49WL, 31WL)

Murray: ()

Buccaneers: (42G, 50G, 23G) (40G) (46WR, 20G, 49WR, 34G) (56WR, 49WL, 31WL) ()

OPPONENTS: () (20G, 37G) (30G, 43WR) (27G, 23G, 45G, 48G) (28G)

2017 BUCCANEERS DEFENSIVE STATISTICS

Player	Tackles				Sacks			Interceptions				Fumbles			
	Solo	Assist	Total	TFL	Sack	Yds	QBP	INT	Yds	TD	PD	FF	FR	Yds	TD
Kendell Beckwith	36	5	41	2	-	-	-	-	-	-	1	-	-	-	-
Vernon Hargreaves	28	2	30	1	-	-	-	-	-	-	1	-	-	-	-
Chris Conte	24	4	28	-	-	-	-	-	-	-	3	1	-	-	-
Adarius Glanton	16	6	22	-	1.0	4.0	2	-	-	-	1	1	-	-	-
Brent Grimes	19	1	20	1	-	-	-	1	39	-	5	-	-	-	-
Justin Evans	17	2	19	1	-	-	-	1	2	0	3	-	-	-	-
Lavonte David	15	4	19	3	-	-	1	-	-	-	-	2	2	21	1
Gerald McCoy	12	5	17	6	2.0	8.0	10	-	-	-	1	-	-	-	-
William Gholston	7	10	17	2	-	-	-	-	-	-	-	-	-	-	-
Robert Ayers	6	7	13	1	-	-	7	-	-	-	-	-	-	-	-
Robert McClain	11	1	12	1	-	-	-	1	47	1	2	-	-	-	-
Clinton McDonald	9	2	11	3	2.0	13.0	4	-	-	-	-	-	-	-	-
T.J. Ward	8	2	10	1	-	-	-	-	-	-	2	-	-	-	-
Chris Baker	7	2	9	2	-	-	2	-	-	-	-	-	-	-	-
Noah Spence	4	3	7	-	1.0	11.0	1	-	-	-	-	1	-	-	-
Ryan Smith	6	0	6	-	-	-	-	-	-	-	1	-	-	-	-
Keith Tandy	5	0	5	-	-	-	-	-	-	-	-	-	-	-	-
Ryan Russell	3	1	4	-	-	-	-	-	-	-	-	-	-	-	-
Will Clarke	3	0	3	-	-	-	-	-	-	-	-	-	1	0	0
Sealver Siliga	1	2	3	-	-	-	-	-	-	-	-	-	-	-	-
Devante Bond	1	1	2	-	-	-	-	-	-	-	-	-	-	-	-
Kwon Alexander	1	0	1	-	-	-	-	1	22	0	1	-	-	-	-
Totals	239	60	299	24	6.0	36.0	27	4	110	1	21	5	3	21	1

2017 SPECIAL TEAMS STATISTICS

Player	Tackles			Fumbles		
	Solo	Assist	Total	FF	FR	TD
Isaiah Johnson	3	0	3	-	-	-
Ryan Smith	2	1	3	1	-	-
Cameron Lynch	2	0	2	-	1	0
Justin Evans	1	0	1	-	-	-
Chris Godwin	1	0	1	-	-	-
Robert McClain	1	0	1	-	-	-
Keith Tandy	1	0	1	-	-	-
Adarius Glanton	0	1	1	-	-	-
Totals	11	2	13	1	1	0

Return Touchdowns

47-yard interception return by Robert McClain, vs. Chicago, 9/17/17

21-yard fumble return by Lavonte David, at Arizona, 10/15/17

Safeties

Blocked Kicks			
	FG	PAT	Punt
Totals	0	0	0

Own Fumbles				
	Total	Lost	OR	OOB
Charles Sims	1	1	0	0
Jameis Winston	5	0	5	0
Totals	6	1	5	0

Miscellaneous Tackles/Fumbles			
	Tackles	FF	FR
Cameron Brate	1	0	0
Mike Evans	1	0	0
Demar Dotson	1	0	0
Adam Humphries	2	0	0
Ali Marpet	1	0	0
Totals	6	0	0

Key

TFL - Tackles for Loss
Yds - Yards

QBP - Quarterback Pressures
PD - Passes Defensed

FF - Forced Fumbles
FR - Fumble Recoveries

OR - Own Recovered
OOB - Out of Bounds

TAMPA BAY BUCCANEERS' 2017 PERSONNEL LOG

(By Date)

January 2 – Signed OL **Josh Allen**, S **Isaiah Johnson**, OL **Mike Liedtke**, CB **Cody Riggs**, RB **Blake Sims** and TE **Tevin Westbrook** to futures contracts.

January 4 – Signed TE **Kivon Cartwright** and K **John Lunsford** to futures contracts.

January 5 – Signed G **Jarvis Harrison** to futures contract.

January 6 – Signed WR **Derel Walker** to futures contract.

January 10 – Signed RB **Quayvon Hicks** to futures contract.

January 13 – Signed Defensive Coordinator **Mike Smith** to new contract agreement.

January 20 – Signed G **James Stone** to futures contract.

January 30 – Signed QB **Sean Renfree** to futures contract.

February 7 – Named **Ben Steele** as tight ends coach. Signed LS **Dax Dellenbach** to futures contract.

February 14 – Named **Danny Breyer** as defensive assistant, **Skyler Fulton** as offensive assistant, **Zack Grossi** as offensive quality control, **Anthony Perkins** as assistant to the head coach and **Alex Smith** as pro scout.

February 21 – Named **Brett Greene** as director of video.

February 23 – Released CB **Alterraun Verner**.

March 9 – Signed DT **Chris Baker**, S **Chris Conte**, WR **DeSean Jackson** and RB **Jacquizz Rodgers**.

March 11 – Signed DT **Sealver Siliga** and S **J.J. Wilcox**.

March 12 – Signed CB **Josh Robinson**.

March 14 – Signed LS **Garrison Sanborn**.

March 15 – Signed C **Joe Hawley**.

March 16 – T **Gosder Cherlius** announced retirement.

March 18 – Signed K **Nick Folk**.

March 22 – Waived K **John Lunsford**.

April 17 – CB **Jude Adjei-Barimah**, TE **Cameron Brate**, LB **Adarius Glanton**, WR **Adam Humphries** and WR **Freddie Martino** signed exclusive rights contracts. QB **Ryan Griffin** signed restricted free agent contract.

May 1 – Signed TE **Antony Auclair**, DE **Deondre Barnett**, LB **Richie Brown**, LB **Riley Bullough**, CB **Maurice Fleming**, T **Cole Gardner**, S **Alex Gray**, T **Korren Kirven**, QB **Sefo Liufau**, CB **Greg Mabin**, LB **Paul Magloire**, CB **Jonathan Moxey**, WR **Thomas Sperbeck** and WR **Bobo Wilson**. Waived TE **Kivon Cartwright** and C **Ben Gottschalk**.

May 8 – Waived CB **Greg Mabin**.

May 10 – Signed CB **Robert McClain**. Waived LS **Dax Dellenbach**.

May 11 – Signed DE **Evan Panfil**.

May 22 – Signed QB **Ryan Fitzpatrick** and TE **O.J. Howard**. DE **Jacquies Smith** signed restricted free agent contract. Waived QB **Sean Renfree**.

May 23 – Signed LB **Kendell Beckwith**, RB **Jeremy McNichols** and DT **Stevie Tu'ikolovatu**.

May 25 – Signed S **Justin Evans**.

May 30 – Signed LB **Eric Nzeocha**.

May 31 – Signed DE **Sterling Bailey** and DE **Tavaris Barnes**. Waived DE **Deondre Barnett** and LB **Paul Magloire**.

June 1 – Signed WR **Chris Godwin**.

July 26 – Placed DE **Jacquies Smith** on the Active/PUP list.

July 28 – Signed DE **Justin Trattou**. Waived DE **Evan Panfil**.

July 30 – Signed S **Marqueston Huff** and WR **Jhajuan Seales**. Waived S **Alex Gray** and WR **Thomas Sperbeck**.

August 2 – Signed WR **Shaq Hill**. Waived WR **Jhajuan Seales**.

August 12 – Waived K **Roberto Aguayo**.

August 13 – Signed K **Zach Hocker**.

August 19 – Signed T **Austin Albrecht** and CB **Vernon Harris**. Waived CB **Maurice Fleming** and T **Cole Gardner**.

August 20 – Signed CB **Mariel Cooper**. Awarded T **Marquis Lucas** off of waivers from Atlanta. Waived T **Austin Albrecht** and RB **Quayvon Hicks**.

August 22 – Signed LS **Andrew DePaola**. Waived (injured) CB **Jude Adjei-Barimah**.

August 28 – Signed DE **Mehdi Abdesmad** and DE **Hendrick Ekpe**. Placed DE **Justin Trattou** on Injured Reserve. Waived RB **Blake Sims**.

August 30 – Signed QB **Ryan Griffin** to a contract extension.

September 1 – Placed DL **DaVonte Lambert** and DT **Stevie Tu'ikolovatu** on Injured Reserve. Released LS **Andrew DePaola** and DE **George Johnson**.

September 2 – Waived DE **Mehdi Abdesmad**, OL **Josh Allen**, DE **Sterling Bailey**, DE **Tarvaris Barnes**, LB **Richie Brown**, LB **Riley Bullough**, CB **Mariel Cooper**, WR **Donteea Dye**, DE **Hendrick Ekpe**, RB **Russell Hansbrough**, CB **Vernon Harris**, G **Jarvis Harrison**, WR **Shaq Hill**, K **Zach Hocker**, WR **Josh Huff**, S **Marqueston Huff**, FB **Austin Johnson**, S **Isaiah Johnson**, T **Korren Kirven**, LB **Jeff Knox**, OL **Mike Liedtke**, T **Marquis Lucas**, WR **Freddie Martino**, RB **Jeremy McNichols**, CB **Jonathan Moxey**, LB **Eric Nzeocha**, DB **Cody Riggs**, G **James Stone**, WR **Derel Walker**, TE **Tevin Westbrook** and WR **Bobo Wilson**. Released LS **Garrison Sanborn**. Waived (injured) QB **Sefo Liufau**. Placed RB **Doug Martin** on Reserve/Suspended list.

September 3 – Traded S **J.J. Wilcox** to the Pittsburgh Steelers. Signed DE **Sterling Bailey**, LB **Riley Bullough**, RB **Russell Hansbrough**, FB **Austin Johnson**, S **Isaiah Johnson**, OL **Mike Liedtke**, T **Marquis Lucas**, WR **Freddie Martino**, CB **Jonathan Moxey**, LB **Eric Nzeocha** and WR **Bobo Wilson** to the practice squad.

September 4 – Signed LS **Garrison Sanborn** and S **T.J. Ward**. Placed QB **Ryan Griffin** on Injured Reserve.

September 5 – Signed DL **Will Clarke**. Waived DL **Channing Ward**.

September 6 – Signed T **Justin Murray** to practice squad. Placed T **Marquis Lucas** on Practice Squad Injured Reserve.

September 14 – Signed DL **Channing Ward** to practice squad. Released DL **Sterling Bailey** from practice squad.

September 19 – Signed CB **David Rivers** to practice squad. Released CB **Jonathan Moxey** from practice squad.

October 2 – Activated RB **Doug Martin** from Reserve/Suspended list. Waived TE **Alan Cross**.

October 3 – Signed TE **Alan Cross** to practice squad. Released RB **Russell Hansbrough** from practice squad.

October 5 – Promoted S **Isaiah Johnson** from practice squad to active roster. Released DE **Jacques Smith**.

October 9 – Signed K **Patrick Murray**. Placed K **Nick Folk** on Injured Reserve. Signed DE **Patrick O'Connor** to practice squad.

October 10 – Signed DE **Larry Webster** to practice squad. Released FB **Austin Johnson** from practice squad.

TAMPA BAY BUCCANEERS' 2017 PERSONNEL LOG

(By Player and Coach)

Abdesmad, Mehdi **DE**
August 28 Signed contract
September 2 Waived

Adjei-Barimah, Jude **CB**
April 17 Signed ERFA contract
August 22 Waived (injured)

Aguayo, Roberto **K**
August 12 Waived

Albrecht, Austin **T**
August 19 Signed contract
August 20 Waived

Allen, Josh **OL**
January 2 Signed contract
September 2 Waived

Auclair, Antony **TE**
May 1 Signed contract

Bailey, Sterling **DE**
May 31 Signed contract
September 2 Waived
September 3 Signed to practice squad
September 14 Released from practice squad

Baker, Chris **DT**
March 9 Signed contract

Barnes, Tavaris **DE**
May 31 Signed contract
September 2 Waived

Barnett, Deondre **DE**
May 1 Signed contract
May 31 Waived

Beckwith, Kendell **LB**
May 23 Signed contract

Brate, Cam **TE**
April 17 Signed ERFA contract

Breyer, Danny **Defensive Assistant**
February 14 Named defensive assistant

Brown, Richie **LB**
May 1 Signed contract
September 2 Waived

Bullough, Riley **LB**
May 1 Signed contract
September 2 Waived
September 3 Signed to practice squad

Cartwright, Kivon **TE**
January 4 Signed contract
May 1 Waived

Cherilus, Gosder **T**
March 16 Announced retirement

Clarke, Will **DL**
September 5 Signed contract

Conte, Chris **S**
March 9 Signed contract

Cooper, Mariel **CB**
August 20 Signed contract
September 2 Waived

Cross, Alan **TE**
October 2 Waived
October 3 Signed to practice squad

Dellenbach, Dax **LS**
 February 7 Signed contract
 May 10 Waived
DePaola, Andrew **LS**
 August 22 Signed contract
 September 1 Released
Dye, Donteea **WR**
 September 2 Waived
Ekpe, Hendrick **DE**
 August 28 Signed contract
 September 2 Waived
Evans, Justin **S**
 May 25 Signed contract
Fitzpatrick, Ryan **QB**
 May 22 Signed contract
Fleming, Maurice **CB**
 May 1 Signed contract
 August 19 Waived
Folk, Nick **K**
 March 18 Signed contract
 October 9 Placed on Injured Reserve
Fulton, Skyler **Offensive Assistant**
 February 14 Named offensive assistant
Gardner, Cole **T**
 May 1 Signed contract
 August 19 Waived
Glanton, Adarius **LB**
 April 17 Signed ERFA contract
Godwin, Chris **WR**
 June 1 Signed contract
Gottschalk, Ben **C**
 May 1 Waived
Gray, Alex **S**
 May 1 Signed contract
 July 30 Waived
Greene, Brett **Director of Video**
 February 21 Named director of video
Griffin, Ryan **QB**
 April 17 Signed RFA contract
 August 30 Signed contract extension
 September 4 Placed on Injured Reserve
Grossi, Zack **Offensive Quality Control**
 February 14 Named offensive quality control
Hansbrough, Russell **RB**
 September 2 Waived
 September 3 Signed to practice squad
 September 4 Released from practice squad
Harris, Vernon **CB**
 August 19 Signed contract
 September 2 Waived
Harrison, Jarvis **G**
 January 5 Signed contract
 September 2 Waived
Hawley, Joe **C**
 March 15 Signed contract
Hicks, Quayvon **RB**
 January 10 Signed contract
 August 20 Waived
Hill, Shaq **WR**
 August 2 Signed contract
 September 2 Waived

Hocker, Zach **K**
 August 13 Signed contract
Howard, O.J. **TE**
 May 22 Signed contract
Huff, Josh **WR**
 September 2 Waived
Huff, Marqueston **S**
 July 30 Signed contract
 September 2 Waived
Humphries, Adam **WR**
 April 17 Signed ERFA contract
Jackson, DeSean **WR**
 March 9 Signed contract
Johnson, Austin **FB**
 January 2 Signed contract
 September 2 Waived
 September 3 Signed to practice squad
 October 10 Released from practice squad
Johnson, George **DE**
 September 1 Released
Johnson, Isaiah **S**
 January 2 Signed contract
 September 2 Waived
 September 3 Signed to practice squad
 October 5 Promoted to active roster
Kirven, Korren **T**
 May 1 Signed contract
 September 2 Waived
Knox, Jeff **LB**
 September 2 Waived
Lambert, DaVonte **DL**
 September 1 Placed on Injured Reserve
Liedtke, Mike **OL**
 January 2 Signed contract
 September 2 Waived
 September 3 Signed to practice squad
Liufau, Sefo **QB**
 May 1 Signed contract
 September 2 Waived (Injured)
Lucas, Marquis **T**
 August 20 Awarded off of waivers (ATL)
 September 2 Waived
 September 3 Signed to practice squad
 September 6 Placed on Practice Squad Injured Reserve
Lunsford, John **K**
 January 2 Signed contract
 March 22 Waived
Mabin, Greg **CB**
 May 1 Signed contract
 May 8 Waived
Magloire, Paul **LB**
 May 1 Signed contract
 May 31 Waived
Martin, Doug **RB**
 September 2 Placed on Reserve/Suspended list
 October 2 Activated from Reserve/Suspended list
Martino, Freddie **WR**
 April 17 Signed ERFA contract
 September 2 Waived
 September 3 Signed to practice squad
McClain, Robert **CB**
 May 10 Signed contract

McNichols, Jeremy **RB**
 May 23 Signed contract
 September 2 Waived
Moxey, Jonathan **CB**
 May 1 Signed contract
 September 2 Waived
 September 3 Signed to practice squad
 September 19 Released from practice squad
Murray, Justin **T**
 September 6 Signed to practice squad
Murray, Patrick **K**
 October 9 Signed contract
Nzeocha, Eric **LB**
 May 30 Signed contract
 September 2 Waived
 September 3 Signed to practice squad
O'Connor, Patrick **DE**
 October 9 Signed contract
Panfil, Evan **DE**
 May 11 Signed contract
 July 28 Waived
Perkins, Anthony **Assistant to the Head Coach**
 February 14 Named assistant to the head coach
Renfree, Sean **QB**
 January 30 Signed contract
 May 22 Waived
Riggs, Cody **CB**
 January 2 Signed contract
 September 2 Waived
Rivers, David **CB**
 September 19 Signed to practice squad
Robinson, Josh **CB**
 March 12 Signed contract
Rodgers, Jacquizz **RB**
 March 9 Signed contract
Sanborn, Garrison **LS**
 March 14 Signed contract
 September 2 Released
 September 4 Signed contract
Seales, Jhajuan **WR**
 July 30 Signed contract
 August 2 Waived
Siliga, Sealver **WR**
 March 11 Signed contract
Sims, Blake **RB**
 January 2 Signed contract
 August 28 Waived
Smith, Alex **Pro Scout**
 February 14 Named pro scout
Smith, Jacquies **DE**
 May 22 Signed RFA contract
 July 26 Placed on Active/PUP list
 October 5 Released
Smith, Mike **Defensive Coordinator**
 January 13 Signed contract
Sperbeck, Thomas **WR**
 May 1 Signed contract
 July 30 Waived
Steele, Ben **Tight Ends Coach**
 February 7 Named tight ends coach

Stone, James **G**
 January 20 Signed contract
 September 2 Waived
Trattou, Justin **DE**
 July 28 Signed contract
 August 28 Placed on Injured Reserve
Tu'ikolovatu, Stevie **DT**
 May 23 Signed contract
 September 1 Placed on Injured Reserve
Verner, Alterraun **CB**
 February 23 Released
Walker, Derel **TE**
 January 2 Signed contract
 September 2 Waived
Ward, Channing **DL**
 September 5 Waived
 September 14 Signed to practice squad
Ward, T.J. **S**
 September 4 Signed contract
Webster, Larry **DE**
 October 10 Signed to practice squad
Westbrook, Tevin **TE**
 January 2 Signed contract
 September 2 Waive
Wilcox, J.J. **S**
 March 11 Signed contract
 September 3 Traded to PIT
Wilson, Bobo **WR**
 May 1 Signed contract
 September 2 Waived
 September 3 Signed to practice squad