



**MONDAY, OCT. 23, 2017 • LINCOLN FINANCIAL FIELD**

# **PHILADELPHIA EAGLES GAME NOTES**

presented by

*Coca-Cola*

# PHILADELPHIA EAGLES GAME NOTES



## PHILADELPHIA EAGLES vs. WASHINGTON REDSKINS

Monday, Oct. 23, 2017 • 8:30 p.m. ET (ESPN) • Lincoln Financial Field (69,596)



### SERIES HISTORY

- The Eagles own a 75-86-6 (.449) all-time record against the Redskins in a series that dates back to 1934. **Philadelphia defeated Washington, 30-17, in Week 1 of 2017**, marking the club's first win in the series since 9/21/14 (W, 37-34)
- The Eagles have posted a 38-42-3 (.476) all-time home record against the Redskins, including a 7-7 (.500) record at Lincoln Financial Field

### EAGLES vs. REDSKINS LAST 9 GAMES (SINCE 2013)

Date	Location	Result
9/10/17	Washington	W, 30-17
12/11/16	Philadelphia	L, 22-27
10/16/16	Washington	L, 20-27
12/16/15	Philadelphia	L, 24-38
10/4/15	Washington	L, 20-23
12/20/14	Washington	L, 24-27
9/21/14	Philadelphia	W, 37-34
11/17/13	Philadelphia	W, 24-16
9/9/13	Washington	W, 33-27

### RECORDS & STREAKS

- Philadelphia **stands atop the NFC East** with a **5-1 record**. The Eagles are **2-0 at home**, **3-1 on the road**, **4-0 vs. conference opponents** and **2-0 vs. division foes**
- Philadelphia has **started 5-1 or better** for the **10th time in franchise history**, having previously done so in 2014 (5-1), 2004 (6-0), 1981 (6-0), 1980 (5-1), 1979 (5-1), 1961 (5-1), 1950 (5-1), 1949 (5-1) and 1944 (4-0-2)
- The last time the Eagles were **5-1 or better after playing 4 of the first 6 games on the road** was in 1949 (also 5-1)
- Philadelphia has **won 4 consecutive games**, which is the club's longest winning streak since 1/3/16-9/25/16 (also 4)
- The Eagles have **won 7 of their last 8 games** (dating back to Week 16 of 2016), which is their best stretch over any 8-game span since 12/22/13-10/12/14 (also 7-1)
- Philadelphia has **won each of its last 6 games against NFC teams** (dating back to Week 16 of 2016), which is its longest winning streak vs. conference opponents since 11/12/06-12/31/06 (also 6)
- The Eagles have **won 4 consecutive games against NFC East teams** (dating back to Week 16 of 2016), marking their longest such streak since 11/17/13-11/27/14 (5 games)

### POINT PRODUCTION

- Philadelphia, which **ranks 6th in the NFL (3rd in the NFC) in points per game (27.5)**, is **tied with New England for the most 20+ point games (19) in the NFL since the start of the 2016 season**
- The Eagles have produced **20+ points in 10 straight games** (dating back to Week 14 of 2016), which is the **longest active streak in the NFL**. Philadelphia has also scored **25+ points in 4 consecutive games**, marking the club's longest single-season streak since 2010 (7 games, 11/7/10-12/19/10)

### 2017 SCHEDULE & RESULTS

#### PRESEASON (2-2)

Thurs. Aug. 10	at Green Bay	L, 9-24
<b>Thurs. Aug. 17</b>	<b>BUFFALO</b>	<b>W, 20-16</b>
<b>Thurs. Aug. 24</b>	<b>MIAMI</b>	<b>W, 38-31</b>
Thurs. Aug. 31	at N.Y. Jets	L, 10-16

#### REGULAR SEASON (5-1)

Sun. Sept. 10	at Washington	W, 30-17
Sun. Sept. 17	at Kansas City	L, 20-27
<b>Sun. Sept. 24</b>	<b>N.Y. GIANTS</b>	<b>W, 27-24</b>
Sun. Oct. 1	at L.A. Chargers	W, 26-24
<b>Sun. Oct. 8</b>	<b>ARIZONA</b>	<b>W, 34-7</b>
Thurs. Oct. 12	at Carolina	W, 28-23
<b>Mon. Oct. 23</b>	<b>WASHINGTON</b>	<b>8:30 p.m. (ESPN)</b>
<b>Sun. Oct. 29</b>	<b>SAN FRANCISCO</b>	<b>1:00 p.m. (FOX)</b>
<b>Sun. Nov. 5</b>	<b>DENVER</b>	<b>1:00 p.m. (CBS)</b>
Sun. Nov. 19	at Dallas	8:30 p.m. (NBC)
<b>Sun. Nov. 26</b>	<b>CHICAGO</b>	<b>1:00 p.m. (FOX)</b>
Sun. Dec. 3	at Seattle	8:30 p.m. (NBC)
Sun. Dec. 10	at L.A. Rams	4:25 p.m. (FOX)
Sun. Dec. 17	at N.Y. Giants	1:00 p.m. (FOX)
<b>Mon. Dec. 25</b>	<b>OAKLAND</b>	<b>8:30 p.m. (ESPN)</b>
<b>Sun. Dec. 31</b>	<b>DALLAS</b>	<b>1:00 p.m. (FOX)</b>

#### POSTSEASON

AFC and NFC Wild Card Playoffs	January 6-7
AFC and NFC Divisional Playoffs	January 13-14
AFC and NFC Championship Games	January 21
Pro Bowl (Orlando, FL) (ESPN)	January 28
Super Bowl LII (Minneapolis, MN) (NBC)	February 4

### ON THE CALL

#### TELEVISION

ESPN will broadcast Monday night's game to a national audience. **Sean McDonough** will handle the play-by-play duties and **Jon Gruden** will provide analysis. **Lisa Salters** will report from the sidelines.

#### EAGLES RADIO

Calling the game on **94 WIP** and the **Eagles Radio Network** will be **Merrill Reese**, the NFL's longest-tenured play-by-play announcer (41st season). Joining Reese in the booth will be former Eagles All-Pro wide receiver **Mike Quick**. **Howard Eskin** will report from the sidelines.

#### NATIONAL RADIO

**Kevin Harlan** (play-by-play), **Boomer Esiason** (analyst) and **Ross Tucker** (sideline) will call the game on **Westwood One**.

#### SPANISH RADIO

**Rickie Ricardo**, **Gus Salazar** and **Maria Berral** will handle the broadcast in Spanish on **La Mega 105.7 FM** and the **Eagles Spanish Radio Network**.



# PHILADELPHIA EAGLES GAME NOTES



## OFFENSIVE NOTES

- Philadelphia ranks **3rd in the NFL in total offense (383.2)**, trailing only New England (412.0) and Kansas City (387.0)
- The Eagles' 2,299 total yards are their 7th-most through 6 games since 1950 (most since 2013 - 2,699)
- Philadelphia is **tied with Kansas City for the most 10+ yard plays in the NFL**. The Eagles also rank **1st in 10+ yard runs (26)** and are **tied for 5th in 10+ yard passes (69)**, behind Arizona (83), New England (78), Kansas City (72) and L.A. Chargers (72)
- Philadelphia owns the **NFL's 5th-ranked rushing offense (132.5)**, trailing only Jacksonville (165.8), Houston (137.7), Chicago (136.0) and Kansas City (134.8)
- The Eagles' 795 rushing yards are their most through 6 games since 2013 (1,071)
- Philadelphia has rushed for 100+ yards in 5 straight games for the first time since 1/3/16-10/9/16 (also 5)
- The Eagles **lead the NFL in third-down conversions (50.6%)**. Philadelphia has converted 50.0% of its third downs through 6 games for the first time since 1994 (51.0%)
- The Eagles have produced the **4th-lowest percentage of three-and-out drives (15.9%) in the NFL**, behind Pittsburgh (13.4%), Washington (14.5%) and Dallas (15.1%)
- Philadelphia ranks **4th in the NFL in first downs per game (21.7)**, trailing only New England (24.2), Houston (21.8) and Tampa Bay (21.8)
- The Eagles **lead the NFL in time of possession (34:32)** and **5+ minute drives (13)** and are **tied for the league lead in 10+ play drives (14)**
- Philadelphia ranks **3rd in the NFL in scoring differential (+43)**, behind Kansas City (+47) and Jacksonville (+46)
- The Eagles have scored on 31 of their 69 offensive drives, ranking **5th in the NFL in scoring efficiency (44.9%)**, trailing only Kansas City (48.4%), New England (46.4%), L.A. Rams (45.6%) and New Orleans (45.3%)
- Philadelphia ranks **3rd in the NFL in goal-to-go TD efficiency (87.5%)**, behind Kansas City (100.0%) and Atlanta (90.0%) (min. 7 goal-to-go drives)
- The Eagles rank **4th in the NFL in red zone TD efficiency (63.2%)**, trailing only Green Bay (72.7%), Dallas (66.7%) and Houston (65.0%)
- Philadelphia ranks **5th in the NFL in points scored off takeaways (43)**, behind Jacksonville (77), Detroit (61), Green Bay (44) and L.A. Rams (44)
- The Eagles are **tied for 2nd in the NFL in points scored on first offensive possessions (24)**, trailing only Green Bay (27)

## DEFENSIVE NOTES

- Philadelphia **leads the NFL in rushing defense (65.7)**. The Eagles' 394 rushing yards allowed are their fewest through 6 games since 1954 (342 yards)
- Philadelphia ranks **3rd in the NFL in third-down defense (32.9%)**, trailing only Minnesota (25.0%) and Detroit (26.5%)
- The Eagles are **tied for 4th in the NFL in takeaways (11)**, trailing only Jacksonville (16), Baltimore (14) and Detroit (14)
- Philadelphia is **tied for 6th in the NFL in turnover diff. (+4)**, behind Detroit (+6) and New Orleans (+6) in the NFC

## NFC EAST STANDINGS

Team	W-L	W%	PF	PA	Home	Away	Conf	Div
<b>Eagles</b>	<b>5-1</b>	<b>.833</b>	<b>165</b>	<b>122</b>	<b>2-0</b>	<b>3-1</b>	<b>4-0</b>	<b>2-0</b>
Redskins	3-2	.600	117	113	2-1	1-1	2-1	0-1
Cowboys	2-3	.400	125	132	1-2	1-1	2-2	1-0
Giants	1-5	.167	105	132	0-2	1-3	0-4	0-2

## 2017 RANKINGS

### OFFENSE

Category	REDSKINS		EAGLES	
	Stats	Rk	Stats	Rk
<b>Total Offense</b>	374.2	6	383.2	3
<b>Rush Offense</b>	122.8	10	132.5	5
<b>Pass Offense</b>	251.4	8	250.7	9
<b>Points Per Game</b>	23.4	14	27.5	6
<b>3rd-Down Off. %</b>	40.6	12	50.6	1
<b>4th-Down Off. %</b>	50.0	13t	80.0	4
<b>Red Zone Off. (TD%)</b>	46.7	24t	63.2	4

### DEFENSE

Category	REDSKINS		EAGLES	
	Stats	Rk	Stats	Rk
<b>Total Defense</b>	316.0	12	339.2	20
<b>Rush Defense</b>	88.0	8	65.7	1
<b>Pass Defense</b>	228.0	18	273.5	29
<b>Points Per Game</b>	22.6	19	20.3	9t
<b>3rd-Down Def. %</b>	40.3	20	32.9	3
<b>4th-Down Def. %</b>	60.0	22t	33.3	10t
<b>Red Zone Def. (TD%)</b>	61.5	26	50.0	12t

### TEAM

Category	REDSKINS		EAGLES	
	Stats	Rk	Stats	Rk
<b>Turnover Diff.</b>	(-1)	16t	(+4)	6t
<b>Penalties/Game</b>	5.6	3	7.5	25t
<b>Penalty Yards/Game</b>	40.8	2	75.5	32

## PLAYER NOTES

- Carson Wentz** is tied with **Tom Brady** and **Aaron Rodgers** for the **2nd-most passing TDs (13) in the NFL**, trailing only **Deshaun Watson** (15). Wentz, 24, is the **youngest NFL QB since 1950 to throw 13+ TDs and no more than 3 INTs in the first 6 games of the season**
- Since 1970, only five Eagles age 24-or-younger have produced 4+ receiving TDs in the first 6 games of the season: **Nelson Agholor** in 2017 (24 years, 4 TDs), **Jeremy Maclin** in 2010 (22 years, 6 TDs), **Cris Carter** in 1989 (23 years, 4 TDs), **Mike Quick** in 1983 (24 years, 5 TDs) and **Harold Carmichael** in 1973 (23 years, 4 TDs)
- Zach Ertz** leads all NFL tight ends and ranks among the league's Top 10 overall in **receptions (34, 8th)**, **receiving yards (405, 9th)**, **receiving TDs (4, T-7th)** and **receiving first downs (22, T-5th)**
- Ertz and Agholor are just the **fourth pair of Eagles since 1950 to record 4+ receiving TDs each in the first 6 games of the season**, joining **Fred Barnett** (4) and **Calvin Williams** (4) in 1992, **Ben Hawkins** (5) and **Harold Jackson** (4) in 1969 and **Pete Pihos** (6) and **Bobby Walston** (8) in 1954

# 2017 PLAYER CAPSULES



## WR AGHOLOR, NELSON 13

6-0 | 198      3rd Year      College: USC      Acquired: D1-15 (20th overall)

- Is tied for the 7th-most receiving TDs (career-high 4) in the NFL ... Joins **Stefon Diggs** (17.2-4) as the only NFL players averaging 16.0+ yards per reception (leads team with 16.1 avg.) with 4+ receiving TDs
- Since 1970, only five Eagles age 24-or-younger have posted 4+ receiving TDs in the first 6 games: Agholor in 2017, **Jeremy Maclin** in 2010, **Cris Carter** in 1989, **Mike Quick** in 1983 and **Harold Carmichael** in 1973
- Is the only NFL player with multiple 50+ yard receiving TDs (2) this season



## DT ALLEN, BEAU 94

6-3 | 327      4th Year      College: Wisconsin      Acquired: D7-14 (224th overall)

- Registered career highs in defensive snaps plays (412, 40%), games started (three), tackles (32) and TFL (4.0) in 2016 ... Also added a half-sack and his first-career fumble recovery
- In 2016, became the first Eagle since **Dan Klecko** in 2008 to play on both sides of the football in the same game ... Played 17 snaps at defensive tackle and 4 snaps at fullback vs. Cle. (9/11/16)
- Has never missed a game in college or the NFL ... Earned All-Big Ten honorable mention from 2012-13



## RB BARNER, KENJON 38

5-9 | 195      4th Year      College: Oregon      Acquired: FA-17

- Named **NFC Special Teams Player of the Week** after totaling career highs in punt returns (3), punt return yards (110) and punt return average (36.7) in the 34-7 win vs. Ari. (10/8/17) ... Had a 76-yard punt return
- Rejoined the Eagles in Week 4 after spending training camp and preseason with the Chargers
- Originally selected by Carolina in the 6th round (182nd overall) of the 2013 NFL Draft ... Ranked 2nd in Oregon history with 5,848 career all-purpose yards, trailing only **LaMichael James** (5,869)



## DE BARNETT, DEREK 96

6-3 | 259      Rookie      College: Tennessee      Acquired: D1-17 (14th overall)


- Posted his first-career fumble recovery in Week 4 at LAC and first-career half-sack in Week 6 at CAR
- Set the career sacks record at the University of Tennessee after producing 33.0 sacks in 39 games (36 starts), surpassing Pro Football Hall of Famer and Eagles legend **Reggie White** (32.0, 1980-83)
- Earned first-team All-America honors from the *Associated Press* as a junior in 2016 after recording a career-high 13.0 sacks with 56 tackles, 19.0 TFL, 16 hurries and 2 FFs



## RB BLOUNT, LEGARRETTE 29

6-0 | 250      8th Year      College: Oregon      Acquired: FA-NE-17

- Ranks 3rd in the NFL in rushing average (5.57), trailing only **Alex Collins** (6.44) and **Kareem Hunt** (5.94) (min. 50 attempts) ... Ranks 5th among NFL RBs with 50 rushing TDs since 2010
- Was a member of the Patriots' Super Bowl LI-winning team in 2016, when he posted career highs with 299 rushes for 1,161 yards (3.9 avg.) and an NFL-leading 18 TDs in 16 contests (eight starts)
- 18+ rushing TD seasons since 2007: Blount (2016), **Adrian Peterson** (2009), **DeAngelo Williams** (2008)



## LB BRADHAM, NIGEL 53

6-2 | 241      6th Year      College: Florida State      Acquired: FA-Buf-16

- Has started 48 consecutive games dating back to 2013 ... Overall, has appeared in 79 career games (60 starts) and compiled 380 tackles, 22.0 TFL, 20 PDs, 5.5 sacks, 4 FFs and 2 INTs
- Led all Eagles LBs with 99 tackles and a career-high 7.0 TFL while tying for the team-lead with 2 FFs in 2016 ... Also started a career-high 16 games and played 97% of Philadelphia's defensive snaps
- Originally selected by the Bills in the 4th round (105th overall) of the 2012 NFL Draft



# 2017 PLAYER CAPSULES



## G BROOKS, BRANDON 79

6-5 | 335      6th Year      College: Miami (Ohio)      Acquired: FA-Hou-16

- Signed a 5-year contract with the Eagles during the 2016 offseason ... Started 14 contests at RG
- Originally selected by the Texans in the 3rd round (76th overall) of the 2012 NFL Draft ... Spent the first four seasons of his NFL career with Houston and played in 53 games with 45 starts (44 at RG, one at LG), including playoff appearances in 2012 and 2015
- Was a three-time All-Mid-America Conference honoree at Miami (Ohio)



## TE BURTON, TREY 88

6-3 | 235      4th Year      College: Florida      Acquired: UDFA-14


- Has been a key member of the Eagles special teams units over the last four seasons, recording 36 special teams tackles, a blocked punt, blocked punt return TD, FF, FR and onside kick recovery
- Posted career highs in receptions (37), receiving yards (327) and offensive snaps played (331, 29%) in 2016
- Appeared in 50 games (29 starts) during his career at Florida, where he registered 720 rushing yards and 16 TDs on 241 carries and 107 catches for 979 yards and 4 TDs



## TE CELEK, BRENT 87

6-4 | 255      11th Year      College: Cincinnati      Acquired: D5b-07 (162nd overall)

- Owns the 4th-most receptions (387) in franchise history, trailing only **Harold Carmichael** (589, 1971-83), **Pete Retzlaff** (452, 1956-66) and **Brian Westbrook** (426, 2002-09)
- Ranks 6th on the Eagles' all-time list with 165 regular-season games played ... Has played all 16 games nine times in his career, including each of the last four seasons (2013-16)
- Has produced the 8th-most receiving yards (4,884) in team history



## RB CLEMENT, COREY 30

5-10 | 220      Rookie      College: Wisconsin      Acquired: UDFA-17


- Only undrafted rookie to make the Eagles' opening day roster in 2017
- Was a member of the winningest senior class in Wisconsin history (41-13, .759) ... Rushed for 3,092 yards and 36 TDs on 576 attempts (5.4 avg.) while adding 29 catches for 279 yards and 2 TDs in 43 contests
- Earned first-team All-Big Ten honors from the league's coaches as a senior in 2016 after recording career highs with 314 carries for 1,375 yards (4.3 avg.) and 15 TDs in 13 games (all starts)



## DT COX, FLETCHER 91

6-4 | 310      6th Year      College: Mississippi State      Acquired: D1-12 (12th overall)

- Has produced the 4th-most sacks (31.0) ever by an Eagles interior defensive lineman, trailing only **Andy Harmon** (39.5, 1991-97), **Ken Clarke** (32.5, 1978-87) and **Corey Simon** (32.0, 2000-04)
- Found the end zone in the season opener at Washington (9/11/17) when he returned a **Kirk Cousins** fumble 20 yards in the fourth quarter to seal an Eagles victory
- Named to his second Pro Bowl after tying for the 5th-most sacks (6.5) by an NFL defensive tackle in 2016



## DE CURRY, VINNY 75

6-3 | 279      6th Year      College: Marshall      Acquired: D2b-12 (59th overall)

- In 2016, produced the 4th-most TFL (6.0) on the Eagles defense, including 2.5 sacks ... Ranked 2nd on the team with a career-high 21 hurries in 2015
- Signed a 5-year contract extension with Philadelphia in 2016
- Finished his career at Marshall with 49.0 TFL, 26.0 sacks and 10 FFs ... Named Conference USA Defensive Player of the Year as a senior in 2011 after posting 22.0 TFL, 11.0 sacks and 7 FFs


# 2017 PLAYER CAPSULES



## CB DARBY, RONALD 41

5-11 | 193 3rd Year College: Florida State Acquired: T-Buf-17

- Acquired from Buffalo in exchange for WR **Jordan Matthews** and 2018 3rd-round pick on 8/11/17
- Named *Pro Football Focus* Defensive Player of the Year after posting a career-high 21 PDs and 2 INTs in 2015 ... Also voted to the 2015 PFWA All-Rookie Team
- Originally selected by the Bills in the 2nd round (50th overall) of the 2015 NFL Draft ... Was a three-time ACC Champion at Florida State and won a BCS National Championship with the Seminoles



## CB DOUGLAS, RASUL 32

6-2 | 209 Rookie College: West Virginia Acquired: D3-17 (99th overall)

- Is the 7th Eagle since 1970 to produce multiple INTs (2) in their first 5 career games
- As a senior in 2016, tied for the NCAA lead with 8 INTs and garnered first-team All-Big 12 honors
- Transferred to West Virginia following a two-year stint at Nassau Community College (Garden City, NY) ... Named NJCAA All-America First-Team and was selected as a *PrepStar* JUCO All-American after leading his team to a 10-0 record, No. 6 national ranking and a victory in the Valley of Sun Bowl in 2014



## K ELLIOTT, JAKE 4

5-9 | 167 Rookie College: Memphis Acquired: PS-Cin-17

- Has made 10 consecutive FGs (46, 61, 45, 40, 53, 47, 36, 28, 50, 48), averaging 45.4 yards in distance
- In Week 3 vs. NYG, kicked a game-winning, franchise-record 61-yard FG as time expired. Was the longest FG ever by a rookie and tied for the 7th-longest in NFL history (3rd-longest game-ending FG)
- Four-time Lou Groza Award (top collegiate placekicker) semifinalist, including finalist recognition in 2015 ... First player in America Athletic Conference history to earn first-team all-league honors all four years



## TE ERTZ, ZACH 86

6-5 | 250 5th Year College: Stanford Acquired: D2-13 (35th overall)

- Leads all NFL TEs and ranks among the league's Top 10 overall in receptions (34, 8th), receiving yards (405, 9th), receiving TDs (4, T-7th) and receiving first downs (22, T-5th)
- Since 2000, only three Eagles have produced 30+ receptions for 400+ yards and 4+ TDs in the first 6 games of the season: Ertz (2017), **DeSean Jackson** (2013) and **Terrell Owens** (2004 and 2005)
- Registered a career-high 78 receptions for 816 yards and 4 TDs in 2016



## QB FOLES, NICK 9

6-6 | 243 6th Year College: Arizona Acquired: FA-KC-17

- Agreed to terms on a 2-year contract with Philadelphia on 3/13/17, following stints in St. Louis (2015) and Kansas City (2016) ... Originally a 3rd-round draft choice (88th overall) by the Eagles in 2012
- Is the Eagles' all-time leader in passer rating (94.2) (min. 500 attempts)
- Earned Pro Bowl honors after throwing 27 TDs against 2 INTs for a 119.2 passer rating in 2013 ... Became the first Eagle to lead the NFL in passer rating since **Tommy Thompson** in 1949



## WR GIBSON, SHELTON 18

5-11 | 191 Rookie College: West Virginia Acquired: D5a-17 (166th overall)

- Appeared in 38 games during his three-year career at West Virginia, where he produced 84 receptions for 1,898 yards (22.6 avg.) and 17 TDs ... Also had 53 kickoff returns for 1,244 yards (23.5 avg.) and 1 TD
- In 2016, ranked 4th in the nation with 22.1 yards per reception and posted career highs in receptions (43) and receiving yards (951) ... In 2015, ranked 2nd in the nation with a career-high 24.0 yards per reception, trailing only **Mack Hollins** (24.8)



# 2017 PLAYER CAPSULES



## LB GOODE, NAJEE 52

6-0 | 244 6th Year College: West Virginia Acquired: W-TB-13

- Ranked 2nd on the Eagles with 12 special teams tackles in 2016, trailing only **Chris Maragos** (13)
- Has recorded 2 career special teams TDs - returned a blocked punt for a score at NE (12/6/15) and recovered a mishandled long snap and ran it in for his first-career TD vs. NYG (10/27/13)
- Finished his career at West Virginia with 157 tackles, 22.5 TFL, 8.0 sacks, 2 INTs, 2 FFs and 2 FRs ... Earned first-team All-Big East accolades following his senior season



## DE GRAHAM, BRANDON 55

6-2 | 265 8th Year College: Michigan Acquired: D1-10 (13th overall)

- Leads the Eagles with 4.0 sacks in 2017 ... Is tied for the 5th-most FFs (10) in the NFL since 2014
- Named second-team All-Pro by the *Associated Press* and voted a first alternate to the Pro Bowl after leading the NFL with 78 combined sacks, hurries and QB knockdowns in 2016 (according to Stats LLC)
- Started all 16 games for the first time in his career in 2016 and led the Eagles defense with career highs in hurries (30) and TFL (14.0) ... Also tied for the team lead in FFs (2) and ranked 2nd in sacks (5.5)



## S GRAHAM, COREY 24

6-0 | 196 11th Year College: New Hampshire Acquired: FA-17

- Agreed to terms on a 1-year contract with the Eagles on 8/3/17 after spending time with Buffalo (2014-16), Baltimore (2012-13) and Chicago (2007-11)
- Played in 159 consecutive regular-season games (164 including playoffs) over the span of 11 seasons (2007-17) before being rendered inactive with a hamstring injury in Week 3 vs. NYG
- Earned his first Pro Bowl nod as a special teams player in 2011



## LB GRUGIER-HILL, KAMU 54

6-2 | 220 2nd Year College: Eastern Illinois Acquired: W-NE-16

- Appeared in 12 contests with the Eagles during his rookie campaign in 2016, seeing action primarily on special teams ... Finished the season with 5 special teams tackles
- Originally selected by the Patriots in the 6th round (208th overall) of the 2016 NFL Draft
- Played in 49 games over his four-year career at Eastern Illinois and earned first-team Ohio Valley Conference accolades from 2014-15 ... Compiled 70 tackles, 16.TFL and 6.5 sacks as a senior



## DT HAMILTON, JUSTIN 90

6-2 | 315 1st Year College: Louisiana-Lafayette Acquired: FA-17

- Promoted from the practice squad to the 53-man roster on 9/30/17 ... Recorded his first-career tackle and QB pressure in Week 4 at LAC and his first-career half-sack in Week 6 at CAR
- Originally signed by the Bills as an undrafted free agent in 2015
- A three-year starter at Louisiana-Lafayette, where he totaled 102 tackles (71 solo), 14.0 sacks and 4 FFs in 51 career games ... Produced career highs in sacks (5.0) and TFL (10.0) as a senior in 2014



## LB HICKS, JORDAN 58

6-1 | 236 3rd Year College: Texas Acquired: D3-15 (84th overall)

- According to *Elias Sports Bureau*, is the first NFL LB to record 11+ takeaways (7 INTs, 4 FRs) in his first 24 career games (2015-16) since Hall of Famer **Jack Ham** (1971-72)
- Since entering the league in 2015, is tied with **Thomas Davis** for the most INTs (7) by an NFL LB ... Became the first Eagle to register 7+ INTs in their first two seasons (2015-16) since **Eric Allen** (9, 1988-89)
- Led all NFL LBs with a career-high 5 INTs in 2016

# 2017 PLAYER CAPSULES



## WR HOLLINS, MACK 10

6-4 | 221 Rookie College: North Carolina Acquired: D4a-17 (118th overall)

- Set the UNC career record for yards per reception (20.6 avg.) and ranks 3rd all-time in Tar Heels history with 20 career receiving TDs ... Led the NCAA in yards per reception (24.8 avg.) as a junior in 2015
- Led UNC with a career-high 8 receiving TDs in back-to-back seasons from 2014-15 ... Among ACC players, only Virginia Tech's **Isaiah Ford** had more receiving TDs (17) in that span
- Earned UNC's special teams captain role from 2013-16 ... Originally made the team as a walk-on



## WR JEFFERY, ALSHON 17

6-3 | 218 6th Year College: South Carolina Acquired: FA-Chi-17

- Ranks 2nd on the team in receptions (24) and 3rd in receiving yards (317) and receiving TDs (2) ...
- Ranks 2nd on the team in receptions (20) and receiving yards (246) and is tied for 2nd in receiving TDs (2) ... In his last 16 games, has recorded 67 catches for 937 yards (14.0 avg.) and 4 TDs
- Ranks 5th in receiving average (14.8) since 2013, behind **T.Y. Hilton** (15.7), **Julio Jones** (15.0), **A.J. Green** (14.9) and **Mike Evans** (14.9) (min. 250 receptions)



## S JENKINS, MALCOLM 27

6-0 | 204 9th Year College: Ohio State Acquired: FA-NO-14

- Since he entered the league in 2009, is one of only four NFL players to record 6+ INT-TDs, joining **Aqib Talib** (10), **Janoris Jenkins** (6) and **Charles Tillman** (6) ... Is the only safety to accomplish the feat
- Ranks 2nd in Eagles history with 4 INT-TDs, trailing only **Eric Allen** (5, 1988-94)
- Only four NFL players recorded 2 INT-TDs in 2016: Jenkins, **Eric Berry**, **Deion Jones** and **Bradley Roby** ... Became the fifth player in franchise history with multiple INT-TDs in a single season



## DT JERNIGAN, TIM 93

6-2 | 295 4th Year College: Florida State Acquired: T-Bal-17

- Has produced 4.0+ sacks in 3 straight seasons, including a career-high 5.0 QB takedowns in 2016
- In 49 career regular-season games, has recorded 108 tackles (55 solo), 40 hurries, 23.0 TFL, 14.5 sacks, 3 PDs and 1 FR ... Originally selected by the Ravens in the 2nd round (48th overall) of the 2014 NFL Draft
- Helped Florida State win the BCS National Championship as a junior in 2013 ... Posted a career-high 63 tackles (35 solo), a team-high 11.0 TFL and 4.5 sacks en route to All-America and All-ACC honors



## T JOHNSON, LANE 65

6-6 | 317 5th Year College: Oklahoma Acquired: D1-13 (4th overall)

- Has started each of his 55 games played in the NFL (53 at RT, 2 at LT)
- Started all 16 games and did not miss an offensive snap in 2015 ... Made the first two starts of his career at LT at Dal. (11/8/15) and vs. Miami (11/15/15)
- Opened 12 contests at RT in 2014, helping pave the way for the NFL's 3rd-leading rusher (**LeSean McCoy** - 1,319 yards) while allowing just 1.0 sack



## WR JOHNSON, MARCUS 14

6-1 | 204 1st Year College: Texas Acquired: UDFA-16

- Spent time on the Eagles' practice squad during the 2016 season
- Appeared in 42 games (18 starts) during his four-year career at Texas ... Finished with 61 receptions for 793 yards (13.0 avg.) and 4 TDs
- Produced 12 catches for 130 yards (10.6 avg.) and 1 TD as a senior in 2015 ... Logged a career-high 27 receptions for 313 yards (11.6 avg.) and 1 TD as a junior in 2014



# 2017 PLAYER CAPSULES



## P JONES, DONNIE 8

6-2 | 221      14th Year      College: LSU      Acquired: FA-Hou-13

- Is the Eagles' all-time leader in gross punting average (45.4), net punting average (40.5) and punts inside the 20-yard line (123) ... In 2015, posted the highest net punting average (41.6) in franchise history
- Has played in 198 consecutive games, which stands as the 4th-longest active streak in the NFL, trailing only **Shane Lechler** (244), **Jason Witten** (224) and **Eli Manning** (205)
- Collected All-Pro honors with the Rams from 2008-09



## C KELCE, JASON 62

6-3 | 295      7th Year      College: Cincinnati      Acquired: D6a-11 (191st overall)


- Selected to his second Pro Bowl in three seasons after becoming the only Eagle to see action in all 1,133 offensive snaps in 2016
- Voted to the Pro Bowl for the first time in 2014, becoming the first Eagles center to gain such recognition since **Jim Ringo** was named to his 10th Pro Bowl following the 1967 campaign
- Named the Eagles' Ed Block Courage Award recipient in 2013



## LB KENDRICKS, MYCHAL 95

6-0 | 240      6th Year      College: California      Acquired: D2a-12 (46th overall)

- Has played in 76 regular-season games (65 starts) for the Eagles and has produced 483 tackles (362 solo), 27.0 TFL, 19 PDs, 14 hurries, 13.0 sacks, 5 FFs and 5 FRs
- Is one of only three Eagles since 1982 to post 4.0+ sacks and 3+ INTs in a single season (2013)
- Played in all 51 games (29 starts) during his four-year career at California ... Earned several All-America selections and was named the Pac-12's Defensive Player of the Year as a senior in 2011



## DE LONG, CHRIS 56

6-3 | 270      10th Year      College: Virginia      Acquired: FA-NE-17


- Ranks 7th among active NFL DEs with 60.5 sacks since 2008, trailing only **Julius Peppers** (94.0), **Cameron Wake** (85.0), **J.J. Watt** (76.0), **Cliff Avril** (74.0), **Charles Johnson** (67.5) and **Calais Campbell** (64.5)
- Helped the Patriots win Super Bowl LI after making his first-career postseason appearance ... Played 677 snaps (65%) in 16 regular-season games (seven starts) and recorded 4.0 sacks, 3 PDs, 1 FF and 1 FR
- Originally selected by the Rams in the 1st round (2nd overall) of the 2008 NFL Draft



## LS LOVATO, RICK 45

6-2 | 249      1st Year      College: Old Dominion      Acquired: FA-16

- Joined the Eagles in 2016 and served as the team's long snapper for the final three games after **Jon Dorenbos** suffered a wrist injury vs. Was. (12/11/16) ... Prior to that, spent two games with the Redskins
- In 2015, snapped in the Packers' final two regular-season games and also played in both of Green Bay's postseason contests at Was. (1/10/16) and at Ari. (1/16/16)
- Played all 50 games during his four-year career at Old Dominion ... Earned All-America honors in 2012



## S MARAGOS, CHRIS 42

5-10 | 200      8th Year      College: Wisconsin      Acquired: FA-Sea-14

- Has recorded 84 special teams tackles in 99 career regular-season games, including an Eagles-high 44 tackles from 2014-16 ... In 2016, registered a team-leading 13 special teams tackles, marking the second time in three seasons that he led the Eagles in that category
- Spent three seasons (2011-13) with Seattle and was a key special teams contributor on a Seahawks team that captured Super Bowl XLVIII ... Originally signed by the 49ers as an undrafted free agent in 2010

# 2017 PLAYER CAPSULES



## CB MCDUGALE, DEXTER 36

5-10 | 195 4th Year College: Maryland Acquired: T-NYJ-17

- Acquired from N.Y. Jets in exchange for S **Terrence Brooks** on 8/27/17 after spending the first three seasons of his pro career with the Jets ... Originally selected by N.Y. Jets in the 3rd round (80th overall) of the 2014 NFL Draft and has played in 20 career games
- Played collegiately at Maryland, where he was a three-year starter and totaled 151 tackles, 22 PDs and 6 INTs in 39 contests (28 starts)



## S MCLEOD, RODNEY 23

5-10 | 195 6th Year College: Virginia Acquired: FA-LAR-16

- Led Philadelphia with a career-high 117 tackles while adding 10 PDs and 3 INTs in 2016
- Is one of five players with 8+ INTs and 8+ FFs in that span (also **Lavonte David**, **Thomas Davis**, **Byron Maxwell** and **Josh Norman**) (*Pro Football Reference*)
- Originally signed by the Rams as an undrafted free agent in 2012 ... Spent the first four seasons of his career with St. Louis before joining the Eagles in 2016



## DE MEANS, STEVEN 51

6-3 | 263 3rd Year College: Buffalo Acquired: PS-Hou-15

- Has played in 22 career games, including 10 contests with Philadelphia ... Blocked his first-career punt (1/1/17 vs. Dal.) and recorded his first-career sack (10/24/16 vs. Min.) in 2016
- Signed by the Eagles to a 1-year contract extension on 8/30/17
- Was a four-year letterman at the University of Buffalo, where he finished his career ranked 4th in school history with 18.5 sacks



## CB MILLS, JALEN 31

6-0 | 191 2nd Year College: LSU Acquired: D7a-16 (233rd overall)


- Has played 99% (381 of 383) of the Eagles' defensive snaps in 2017 ... Is tied for the Eagles lead in INTs (career-high 2) this season ... Tied for the 4th-most PDs (10) on the Eagles defense in 2016
- A versatile defensive back who was a four-year starter at LSU ... Finished his Tigers career with 216 tackles, 8.0 TFL, 6 INTs and 4.0 sacks in 46 games (45 starts)
- Garnered first-team All-America honors as a senior in 2015



## T PETERS, JASON 71

6-4 | 328 14th Year College: Arkansas Acquired: T-Buf-09

- Has been selected to nine Pro Bowls in his NFL career, which are the most by an undrafted offensive lineman since the 1970 merger ... Since Peters' first Pro Bowl nod in 2007, only **Joe Thomas** (nine) has been selected to as many Pro Bowls as a tackle
- Earned seven of his nine Pro Bowls with the Eagles ... His seven Pro Bowls are the 2nd-most in franchise history, trailing only Hall of Famer **Chuck Bednarik** (eight)



## DT QUALLS, ELIJAH 98

6-1 | 321 Rookie College: Washington Acquired: D6-17 (214th overall)

- During his four-year career at the University of Washington, produced 78 tackles (43 solo), 12.5 TFL and 7.5 sacks in 39 contests
- Collected first-team All-Pac-12 honors as a senior in 2016, when he posted a career-high 38 tackles (18 solo), including 5.0 TFL, along with 3.0 sacks
- Registered 26 tackles (16 solo) and registered a career-high 4.5 sacks as a junior in 2015



# 2017 PLAYER CAPSULES



## CB ROBINSON, PATRICK 21

5-11 | 191 8th Year College: Florida State Acquired: FA-17

- Is tied for the Eagles lead in INTs (2, his most in a single season since 2014)
- Signed by the Eagles to a 1-year contract on 3/31/17 following stints with the Colts (2016), Chargers (2015) and Saints (2010-14)
- Has produced 268 tackles (226 solo), 68 PDs, 11 INTs, 3 FFs and 1.0 sack in 86 career regular-season games (50 starts)



## G SEUMALO, ISAAC 73

6-4 | 303 2nd Year College: Oregon State Acquired: D3-16 (79th overall)

- Proved to be a key reserve for the Eagles in 2016, as he played in nine games and started contests at three different positions (two at RG, one at LG, one at RT)
- Combined for 37 starts at every offensive line position during his collegiate career at Oregon State ... Opened 23 contests at center, nine at RG, three at LT and two at RT
- Named All-Pac-12 Honorable Mention as a redshirt junior in 2015



## RB SMALLWOOD, WENDELL 28

5-10 | 208 2nd Year College: West Virginia Acquired: D5a-16 (153rd overall)

- In 2016, became the first Eagle to record 300+ rushing yards and 250+ kick return yards since **Correll Buckhalter** in 2007 ... Joined **James McCalister** (1975), **Ted Dean** (1960), **Ken Keller** (1956) and **Steve Van Buren** (1944) as the only Eagles rookies to accomplish the feat
- Registered his first-career kickoff return TD (86 yards) on 10/16/16 at Was., becoming the first Eagles rookie RB to post a kickoff return TD since **Derrick Witherspoon** in 1995



## WR SMITH, TORREY 82

6-0 | 205 7th Year College: Maryland Acquired: FA-17

- Since 2011, ranks 2nd in the NFL in yards per reception (16.9), trailing only **DeSean Jackson** (17.4) (min. 200 receptions)
- Ranks 3rd in the NFL in first-down receiving average (16.9) since 2011, behind **DeSean Jackson** (18.5) and **Vincent Jackson** (17.2) ... Also ranks 1st in third-down receiving average (17.7) in that span
- A member of Baltimore's Super Bowl XLVII-winning team in 2012



## DT VAEAO, DESTINY 97

6-4 | 299 2nd Year College: Washington State Acquired: UDFA-16

- In 2016, joined **Sam Rayburn** (2.0 in 2003) as the only undrafted rookies in Eagles history to record at least 2.0 sacks in a season
- Combined for 84 tackles, 19.0 TFL, 7.0 sacks, 2 FFs and 2 FRs in 44 career games at Washington State
- Named to the All-Pac-12 Second Team after registering 41 tackles (20 solo), 12.0 TFL, 4.5 sacks, 1 FF, 1 FR and one blocked kick in 13 starts as a senior in 2015



## T VAITAI, HALAPOULIVAATI 72

6-6 | 320 2nd Year College: TCU Acquired: D5b-16 (164th overall)

- Played in seven games and made six starts at RT during his rookie campaign in 2016
- Competed in 42 games (31 starts) at both tackle positions during his four-year career at TCU, where he was a two-time All-Big 12 second-team selection
- As a senior in 2015, anchored an offensive line that helped block for a 1,000-yard receiver and 1,000-yard rusher in the same season for just the second time in school history

# 2017 PLAYER CAPSULES



## LB WALKER, JOE 59

6-2 | 236      2nd Year      College: Oregon      Acquired: D7c-16 (251st overall)

- Sustained a knee injury in the 2016 preseason as was placed on Injured Reserve on 8/28/16
- A three-year contributor at linebacker for Oregon, was a two-time academic all-conference honorable mention choice ... Finished his career with 205 tackles, 17.0 TFL and 5.0 sacks in 40 games
- Led the Ducks in tackles (87) and fumble recoveries (2) as a senior in 2015 ... Named the Ducks' most improved player after racking up 81 tackles and scoring a 100-yard FR-TD as a junior in 2014



## G WARMACK, CHANCE 67

6-2 | 323      5th Year      College: Alabama      Acquired: FA-Ten-17

- Signed by the Eagles on 3/10/17 after spending the first four seasons of his NFL career with Tennessee ... Originally selected by the Titans in the 1st round (10th overall) of the 2013 NFL Draft
- Has played in 51 career games (49 starts), seeing action at both guard positions
- A part of three national championship teams at Alabama, where he was tutored by Eagles offensive line coach **Jeff Stoutland**



## S WATKINS, JAYLEN 26

5-11 | 194      3rd Year      College: Florida      Acquired: D4-14 (101st overall)

- Saw action in all 16 games in 2016, finishing with career highs in defensive snaps played (388, 38%), tackles (51) and passes defended (6) ... Also tallied a career-high 4 tackles on special teams
- Originally selected by the Eagles in the 4th round (101st overall) of the 2014 NFL Draft
- Started 28 of 48 games at Florida (20 at CB, two at nickel and his final six appearances at free safety) ... Recorded 133 tackles, 3 INTs and 1 TD during his time with the Gators



## QB WENTZ, CARSON 11

6-3 | 237      2nd Year      College: North Dakota State      Acquired: D1-16 (2nd overall)

- Is tied for 2nd in the NFL in passing TDs (13) and ranks 5th in passing yards (1,584) and passer rating (99.6) ... Is the youngest NFL QB since 1950 to throw 13+ TDs and no more than 3 INTs through 6 games
- Leads the NFL in third-down passing yards (642), yards per attempt (10.19), passing TDs (7), passer rating (130.5) and passing first-down percentage (55.6%)
- Set a franchise and NFL rookie record with 379 completions in 2016



## C/G WISNIEWSKI, STEFEN 61

6-3 | 305      6th Year      College: Penn State      Acquired: FA-Jax-16

- Signed by the Eagles to a 3-year contract extension during the 2016 offseason
- Proved to be a key reserve on Philadelphia's offensive line in his first season with the club in 2016 ... Played in all 16 games and made six starts at LG
- Has played in 93 career games (83 starts), starting 62 games at center and 21 at LG ... Originally selected by the Raiders in the 2nd round (48th overall) of the 2011 NFL Draft






# JEFFREY LURIE | CHAIRMAN AND CEO



In 1994, Jeffrey Lurie purchased the Philadelphia Eagles, launching the most successful run in franchise history.



During his time as Chairman and CEO, the Eagles have become a perennial contender, establishing a winning tradition by capturing seven NFC East titles, playing in five NFC Championships and making an appearance in Super Bowl XXXIX. This unprecedented run of success led to a greater overall winning percentage, more playoff games (23), and more playoff victories (11) than it had under all previous ownership groups combined.

While Lurie's teams have thrived on the field, he has also built a successful business and community-oriented organization over the two decades that he has served as Chairman and CEO.

After purchasing the Eagles, Lurie recognized that the organization was in need of a total reconstruction, design, and relocation of its office headquarters, practice facility, and stadium. He immediately committed to providing the franchise with everything it needed to succeed and constructed two state-of-the-art facilities in South Philadelphia: the NovaCare Complex (2001) and Lincoln Financial Field (2003).

Although Lincoln Financial Field was erected specifically to house its primary tenant, the Philadelphia Eagles, Lurie also created a multidimensional event destination that could house a wide variety of events. Fittingly, the first ticketed event at the new stadium was a soccer match between Manchester United and FC Barcelona in August 2003.

Since then, Lincoln Financial Field has continued to evolve with an ever-changing entertainment landscape and underwent a two-year, \$125 million revitalization in 2013. Over the years, the venue has hosted high-profile events including sold-out concerts, national and international soccer matches, the NCAA Lacrosse Championships, the Army-Navy Game, Monster Jam, Temple University football games, and more.

Lurie serves on numerous NFL committees, including the Finance Committee, Broadcast Committee, International Committee, and the Super Bowl Advisory Committee.

Lurie is also a thoughtful and compassionate philanthropist. Inspired by his younger brother, who is autistic, Lurie and his entire family are devoted to raising both money and awareness for research on the causes of the neurodevelopmental disorder.

One of Lurie's earliest philanthropic endeavors was the creation of the team's nonprofit charity. Now known as the Eagles Charitable Foundation, this organization provides children in the Philadelphia region with greater access to vision care and supports autism research and services.

"Autism is one of the most under-funded conditions in the country, and we need to raise awareness," Lurie has noted. "Those who have autism are wonderful people, usually highly intelligent, sweet, and caring. They are often unable to effectively communicate with others. A great deal more research needs to be done."

In recognition of the organization's commitment to the community, as well as their Tackling Breast Cancer and Go Green campaigns, the Eagles were presented with the coveted 2011 Sports Team of the Year Award by Beyond Sport, a global organization that promotes, develops and funds the use of sports to create positive social change across the world.

Prior to entering business, Lurie served as an adjunct assistant professor of social policy at Boston University. He earned a B.A. from Clark University, a master's in psychology from Boston University, and a Ph.D. in social policy from Brandeis University.

Born on September 8, 1951, Lurie has two children. He is married and resides in the Philadelphia area with his wife, Tina. In his free time, he enjoys traveling, golfing, tennis, movies, music, and discovering great restaurants.

## BEHIND THE SCENES WITH JEFFREY LURIE



- Favorite Philadelphia restaurants:** Barclay Prime, Nomad, Osteria, Radicchio Café, Tequilas Restaurant, Tinto, Vernick and Vietnam Restaurant
- Favorite Philadelphia breakfast spot:** Honey's Sit N Eat
- Favorite music:** Ranges from The Doors to Bob Marley to Shakira
- First concert attended:** Beach Boys
- Favorite player growing up:** Bobby Orr
- Favorite TV shows of all-time:** *Hogan's Heroes*, *The Fugitive*, *24*
- Favorite books:** *When Breath Becomes Air*, *The Kite Runner*,
- Favorite all-time movies:** *The Great Escape*, *The Godfather Part II*, *Silver Linings Playbook*
- Favorite recent movie:** *Lion*
- Favorite dog breeds:** Bernese Mountain Dog, Wheaten Terrier

## LURIE'S LANDMARKS



- Is the winningest owner in Eagles history and has led the franchise longer than any owner in team history (22 years)
- One of Lurie's philanthropic endeavors was the creation of the team's non-profit charitable wing in 1995. For 20 years, Eagles Youth Partnership (EYP) served more than 50,000 at-risk children in the greater Philadelphia region annually with a focus on health and education programming
- In 2015, Lurie oversaw EYP's transition to the Eagles Charitable Foundation that now provides children in the local community with greater access to vision care and autism research and services. Its signature program – the Eagles Eye Mobile – travels to local schools to provide free eye exams and prescription eye glasses to under- and uninsured students
- Under Lurie's direction, the Eagles launched the groundbreaking "Go Green!" initiative aimed at reducing the organization's impact on the environment and creating programs that improve the quality of life in the Philadelphia region. In 2008, the Eagles received the Ongoing Commitment Award from the Environmental Media Association
- Lurie's Screen Pass Pictures served as executive producers of *Inocente*, which earned an Academy Award for Best Short Documentary in 2013, and the 2010 documentary film *Inside Job*, which earned the Academy Award for Best Documentary Feature
- Lurie is a director of the NLM Family Foundation, which devotes much of its resources to autism research and education, and he also established the Lurie Family Foundation

## REGULAR-SEASON RECORDS & PLAYOFF APPEARANCES (SINCE 1995)

Rank	Team	Record (Pct.)	Playoff Appearances
1	New England Patriots	249-109 (.696)	17
2	Green Bay Packers	231-126-1 (.647)	17
3	Pittsburgh Steelers	224-133-1 (.627)	16
4	Denver Broncos	220-137 (.616)	14
5	Indianapolis Colts	215-143 (.601)	13
<b>6</b>	<b>Philadelphia Eagles</b>	<b>198-158-2 (.556)</b>	<b>12</b>
7	Seattle Seahawks	195-161-1 (.548)	12

# DON SMOLENSKI | PRESIDENT



Don Smolenski, now in his 19th season with the organization, was originally hired by the team in 1998 as chief financial officer. He was promoted to senior vice president/chief financial officer in 2001 and was named the team's chief operating officer in 2010. In 2012, he was named to his current role of team president.



As president, Smolenski directs the club's business and strategic efforts, including sales, marketing, communications, and operations. He has played a key role in significant projects from the construction of Lincoln Financial Field to the club's internationally recognized environmental and philanthropic programs. During his tenure as president, Smolenski has infused energy and creativity throughout the organization with his engaging leadership style. In 2015, he was named to the Most Admired CEOs list by the *Philadelphia Business Journal* and in 2016 the Philadelphia Eagles were named to Philly.com's Top Workplaces list.

In his first year as president, Smolenski spearheaded a two-year, \$125 million Lincoln Financial Field revitalization project that added 1,600 seats, HD video boards, and graphics paying tribute to the team's history. Over the years, Lincoln Financial Field has hosted high-profile events including sold-out concerts, national and international soccer matches, the NCAA Lacrosse Championships, the Army-Navy Game, Monster Jam, Temple University football, and more.

Smolenski plays an important role in the team's environmental initiatives. Because of their Go Green program, the Eagles have emerged as a leader in environmental stewardship in the sports industry. Those efforts include conservation efforts, recycling programs, and use of renewable energy including wind and solar.

Smolenski serves as the treasurer of the team's public charity, Eagles Charitable Foundation, which provides children in the Philadelphia region with greater access to vision care and provides funds to support autism research and services. In addition, Smolenski helped launch the Eagles Care initiative in 2013. The Eagles Care program forges annual, strategic partnerships with five local nonprofit organizations in order to deepen the impact of the team's community efforts. The Eagles also host an annual Huddle Up For Autism event at Lincoln Financial Field in partnership with the Center for Autism Research at the Children's Hospital of Philadelphia.

In addition to his leadership roles within the Eagles organization, Smolenski is a member of the Greater Philadelphia Chamber of Commerce Board, the FM Global Advisory Board, the Philadelphia Sports Congress, the Panasonic Advisory Board, and the Children's Hospital of Philadelphia (CHOP) Foundation Board of Overseers. Smolenski is also the co-chair of the CHOP Corporate Council and is involved with Leadership Philadelphia, a nonprofit organization that promotes leadership and community involvement. This past year, in partnership with the Philadelphia Sports Congress, Smolenski assisted in bringing the NFL Draft back to Philadelphia for the first time since 1961.

Before joining the Eagles, Smolenski served as chief financial officer for the International Hockey League, where he oversaw all league financial matters and played an integral role in the expansion of the league. Through the development of expansion models and the analysis of league performance models, Smolenski saw the league grow from 12 to 19 teams.

Smolenski began his career as a public accountant with Arthur Andersen.

An outdoor enthusiast, Smolenski enjoys an active lifestyle and has completed the Detroit, Pittsburgh, and Boston Marathons. He earned his Bachelor of Arts degree in biology from Amherst College and holds a Master of Science degree in accounting. Don and his wife, Karen, have two sons, Jake and Shane.

## BEHIND THE SCENES WITH SMOLENSKI



**Favorite Eagles moment:** "Standing on the field after the 2004 NFC Championship game watching 68,000 Eagles fans celebrate."

**Proudest accomplishment with the Eagles:**

"The countless acts of emotional connections between our staff and our fans that I witness every day."

**Favorite part of game day:** "Standing on the upper concourse looking out at all of the Eagles fans tailgating throughout the complex. Always humbling."

**Best thing about Eagles fans:** "Honesty, loyalty and passion."

**Favorite Philadelphia attraction:** Boathouse Row

**Favorite TV show:** *The Simpsons*

**Favorite movie:** *Star Wars*

**Bucket list:** Climbing Mt. Kilimanjaro

**First job:** Newspaper delivery boy



Howie Roseman, executive vice president of football operations, is in his 18th season with the Philadelphia Eagles. Roseman is an influential voice within the organization and provides valuable perspective pertaining to both football and business decisions that help shape the franchise.



Prior to being promoted to his current role, Roseman served as the team's general manager from 2010-14. At the time of his 2010 promotion to general manager, Roseman was just 34 years old and became the youngest NFL executive to be named to the post in 30 years. In his first year as general manager, he oversaw a major overhaul of the roster, making it one of the youngest in the NFL. The revamped Eagles squad earned an NFC East division crown in 2010 and then again in 2013. In 2014, the Eagles won ten games with an NFC-high nine Pro Bowl players.

Since that time, Roseman has overseen the reshaping of a roster that included two separate trades that allowed the Eagles to move up in the first round of the 2016 NFL draft to select North Dakota State QB Carson Wentz. Eight days prior to the start of the 2016 regular season, Roseman executed another trade that sent QB Sam Bradford to the Minnesota Vikings in exchange for a 2017 first-round pick, which the Eagles used to select Tennessee's Derek Barnett, and a 2018 fourth-round pick. Prior to the 2016 and 2017 season, Roseman continued to solidify the team's core by retaining key veterans while adding to the team through free agency and the draft.

Since hiring Roseman in 2000, the Eagles have earned ten playoff berths, seven division titles, five NFC Championship appearances, one NFC Championship crown and a trip to Super Bowl XXXIX.

In addition to overseeing the team's roster moves, Roseman is also responsible for establishing the organization's scouting and personnel department, as well as overseeing the executives who specialize in analytics, sports science, player engagement and NFL compliance.

After relentlessly pursuing jobs in NFL front offices, Roseman finally got his foot in the door as an intern with the Eagles when the team was headquartered at Veterans Stadium.

Roseman was elevated to director of football administration in 2003 and then to vice president of football administration in 2006. In that role, he worked in the personnel department evaluating players around the NFL and for the draft. He also represented the team to the NFL on contract, salary cap and player personnel matters.

In 2007, Roseman was invited to participate in the NFL-Stanford Program for managers at the Stanford Graduate School of Business, a program developed by the NFL to promote development of leaders within the league.

From 2008-09, Roseman served as the team's vice president of player personnel. In that role, he managed the college scouting staff, organized and ran draft meetings, and scouted the top college prospects around the country.

## 2017 OFFSEASON - NOTABLE ADDITIONS



- **March 9** - Agreed to terms with WR **Torrey Smith** on a three-year contract ... Signed LB **Najee Goode** to a one-year contract ... Agreed to terms with WR **Alshon Jeffery** (Chi.) on a one-year contract ... Agreed to terms with G **Chance Warmack** (Ten.) on a one-year contract
- **March 10** - Agreed to terms with G/C **Stefen Wisniewski** on a three-year contract
- **March 13** - Agreed to terms with QB **Nick Foles** (KC) on a two-year contract
- **March 28** - Agreed to terms with DE **Chris Long** (NE) on a two-year contract ... Agreed to terms with CB **Patrick Robinson** (Ind.) on a one-year contract
- **April 4** - Acquired DT **Tim Jernigan** and a 2017 3rd-round pick (99th overall) from Baltimore in exchange for a 2017 3rd-round pick (74th overall)
- **April 27** - Selected DE **Derek Barnett** (Tennessee) in the 1st round (14th overall)
- **April 28** - Selected CB **Sidney Jones** (Washington) in the 2nd round (43rd overall) ... Selected CB **Rasul Douglas** (West Virginia) in the 3rd round (99th overall)
- **April 29** - Selected WR **Mack Hollins** (North Carolina) in the 4th round (118th overall), RB **Donnel Pumphrey** (San Diego State) in the 4th round (132nd overall), WR **Shelton Gibson** (West Virginia) in the 5th round (166th overall), LB **Nathan Gerry** (Nebraska) in the 5th round (184th overall), DT **Elijah Qualls** (Washington) in the 6th round (214th overall)
- **May 18** - Signed RB **LeGarrette Blount** to a one-year contract
- **June 14** - Signed T **Jason Peters** to a one-year contract extension
- **August 3** - Agreed to terms with S **Corey Graham** on a one-year contract
- **August 11** - Acquired CB **Ronald Darby** from Buffalo in exchange for WR **Jordan Matthews** and a 2018 3rd-round pick
- **August 27** - Acquired CB **Dexter McDougle** from the New York Jets in exchange for S **Terrence Brooks**

Roseman is also active in the Philadelphia-area community, contributing to a variety of initiatives involving military and children. He was named Honorary Commander for the Joint Base McGuire-Dix-Lakehurst for his continued efforts with the military. His charitable endeavors have benefited the Alex's Lemonade Stand Foundation, the Boys & Girls Clubs of America, USA Football, Pop Warner and Cop Wheels. He is also a member of the Governing Body of the Global Sports Management Summit and YPO.

Born in Brooklyn, NY, Roseman earned his bachelor's degree from the University of Florida before earning a JD degree from Fordham Law School. Howie and his wife, Mindy, reside in suburban Philadelphia with their four children.





Joe Douglas, who was hired by the Eagles on May 11, 2016, enters his second season as vice president of player personnel.



Prior to joining the Eagles, Douglas spent the 2015 season as the director of college scouting for the Chicago Bears after working in the Baltimore Ravens' personnel department for 16 years (2000-15).

During his time in Baltimore, Douglas was instrumental in acquiring a number of key performers for the Ravens, both through the draft and during the undrafted free agent signing period. Some of the players that he had a hand in obtaining included QB Joe Flacco, G Ben Grubbs, LB Pernell McPhee, LB C.J. Mosley, K Justin Tucker, CB Lardarius Webb and G Marshal Yanda. Grubbs, Mosley, Yanda and Tucker have combined for 12 Pro Bowls with the Ravens.

"I have known Joe for several years and have admired his work with both the Ravens and the Bears," said Howie Roseman, Eagles executive vice president of football operations. "He is a guy that we had targeted from the outset. I feel that we are very fortunate to have him lead our player personnel department. [Ravens general manager] Ozzie Newsome and [Bears general manager] Ryan Pace spoke very highly of him and his work. He is passionate about football, passionate about scouting and he played a vital role in the success of the Ravens over the last decade."

As a member of the Ravens organization, Douglas held various posts which included serving as the club's national scout (2012-15), Southeast area scout (2009-11), East Coast area scout (2008) and Northeast area scout (2003-07). Douglas was first hired by Baltimore in 2000, where he worked as a player personnel assistant for three years. He was responsible for fall and spring scouting assignments, college workouts and draft visit coordination, managing the team's college video library and assisting the pro personnel department with special teams evaluations of club opponents and unrestricted free agents.

An All-Atlantic 10 selection, Douglas started 45 consecutive games at tackle for the University of Richmond. Following his collegiate playing career, he transitioned into a volunteer assistant coach with the Spiders' football team in 1999.

As an offensive lineman at Lee-Davis High School (Mechanicsville, VA), Douglas was recognized as a two-time all-state honoree.

He and his wife, Shannon, have two daughters, Addison and Leighton, and a son, Thomas.

## DOUGLAS' CAREER TIMELINE

1999	Richmond	Volunteer Asst. Coach
2000-02	Baltimore Ravens	Player Personnel Asst.
2003-07	Baltimore Ravens	Northeast Area Scout
2008	Baltimore Ravens	East Coast Area Scout
2009-11	Baltimore Ravens	Southeast Area Scout
2012-15	Baltimore Ravens	National Scout
2015-16	Chicago Bears	Director of College Scouting
2016-	Philadelphia Eagles	V.P. of Player Personnel

## EAGLES SCOUTING DEPARTMENT



- Joe Douglas**, Vice President of Player Personnel
- Andy Weidl**, Assistant Director of Player Personnel
- Tom Donahoe**, Senior Football Advisor
- Anthony Patch**, Senior Director of College Scouting
- Dwayne Joseph**, Director of Pro Scouting
- Ian Cunningham**, Director of College Scouting
- Mike Bradway**, Assistant Director of College Scouting
- Brandon Brown**, Assistant Director of Pro Scouting
- Trey Brown**, Player Personnel Executive College/Pro
- T.J. McCreight**, Player Personnel Executive
- Alan Wolking**, Southeast Area Scout
- Jim Ward**, Midwest Area Scout
- Ryan Myers**, Pro/College Scout
- Phil Bhaya**, NFS Scout
- Casey Weidl**, College Scouting Coordinator
- Matt Holland**, Pro Scout
- John Hill**, Pro Scouting Coordinator
- Chris Nolan**, Scouting Assistant
- Patrick McDonough**, Scouting Assistant

# DOUG PEDERSON | HEAD COACH



Doug Pederson was named head coach of the Philadelphia Eagles on January 18, 2016, following a three-year run as the offensive coordinator of the Kansas City Chiefs from 2013-15. In his first season with the Eagles, Pederson helped develop rookie quarterback Carson Wentz, the No. 2-overall pick in the 2016 NFL Draft, and prepared the first-year signal caller to start the regular-season opener vs. the Cleveland Browns.



Under Pederson's direction, Wentz went on to set a team and all-time NFL rookie record with 379 completions, while posting franchise rookie records in pass attempts (607), passing yards (3,782), passing touchdowns (16) and completion percentage (62.4%). Wentz also produced the 4th-most passing yards (3,782) in single-season team history and NFL rookie history. Wentz started all 16 games in his rookie season, becoming the first Eagles quarterback to start all 16 regular-season games since Donovan McNabb in 2008.

Prior to arriving in Philadelphia, Pederson served as the offensive coordinator in Kansas City from 2013-15 and helped guide the Chiefs to a 31-17 regular-season record, which included a 10-0 stretch to close out the 2015 season.

During his time in Kansas City, the Chiefs excelled at protecting the football and committed the third-fewest turnovers (50) in the NFL from 2013-15. Over that span, Kansas City's +29 turnover differential ranked third in the league behind only Seattle (+37) and Carolina (+34), while the Chiefs were the only team to boast two seasons with at least a +12 differential.

In 2015, Pederson helped the Chiefs rebound from a 1-5 start to win a franchise-record 11 consecutive games, including Kansas City's first playoff victory in 22 years. During the Chiefs' regular-season winning streak, which began in Week 7, the club ranked tied for first in the NFL in rushing touchdowns (14), fourth in rushing yards per game (143.8) and tied for fifth in points per game (27.8). Limited turnovers helped propel the team's run, as the Chiefs committed just seven turnovers (four INTs, three fumbles) after Week 6 and finished the 2015 regular season with the second-fewest turnovers in the league (15).

Kansas City acquired QB Alex Smith via trade in 2013 and the 10-year veteran experienced the most productive stretch of his career under Pederson's tutelage: a three-year span during which he set a Chiefs record for wins by a starting quarterback in his first three years as a starter (30). During his three years in Pederson's offense, Smith notched three consecutive 3,000-yard seasons, threw the second-fewest interceptions among quarterbacks with at least 1,000 attempts (20) and ranked fourth among all quarterbacks with 1,183 rushing yards. Smith's 20 interceptions from 2013-15 marked the lowest three-season total of his career in years that he played more than 10 games.

Before joining Kansas City, Pederson served as the quarterbacks coach in Philadelphia from 2011-12. In his first season as the Eagles quarterbacks coach, Pederson helped QB Michael Vick become the second quarterback in NFL history to top the 3,000-yard passing and 500-yard rushing plateaus in consecutive seasons. That year, under Pederson's direction, Vick set career highs in completions (253) and passing yards (3,303) while throwing the third-most touchdowns of his career (18). Vick's yards through the air, combined with his 589 rushing yards, helped Philadelphia's offense record a then-franchise-record 6,386 net yards (now the second-highest total) and notch

## PEDERSON'S COACHING TIMELINE

2005-08	Calvary Baptist Academy	Head Coach
2009-10	Philadelphia Eagles	Offensive Quality Control
2011-12	Philadelphia Eagles	Quarterbacks
2013-15	Kansas City Chiefs	Offensive Coordinator
2016-	Philadelphia Eagles	Head Coach

a team-record 356 first downs. Additionally, the 2011 Eagles offense ranked second in the league in plays of 10-plus yards (258) and tied for second in plays of 20-plus yards (84).

Pederson began his pro coaching career as an offensive quality control coach with the Eagles in 2009 and served in that capacity through the 2010 season. In his two seasons in that role, the Eagles combined for 868 points and set single-season franchise scoring records in back-to-back years (429 in 2009 and 439 in 2010).

In 2010, Pederson assisted an Eagles offense that recorded a then-franchise-record 6,230 net yards (now fourth), which ranked second in the NFL that season, and a then-franchise-record 439 points, which ranked third in the league. The 2010 Eagles ranked tied for first in plays of 20-plus yards (80) and quick-strike touchdown drives (11), and finished second in scoring outside of the red zone (139 points).

During Pederson's first season as an NFL coach (2009), the Eagles offense recorded the fifth-most passing yards in team history (4,089), which at the time ranked second in club annals.

A 12-year NFL veteran, Pederson played quarterback for the Green Bay Packers, Miami Dolphins, Philadelphia Eagles and Cleveland Browns after originally being drafted by the Carolina Panthers in the 1995 expansion draft. Pederson was coached by three of the most successful coaches in NFL history: Don Shula, Mike Holmgren and Andy Reid. Additionally, Pederson played alongside Pro Bowl quarterbacks Brett Favre, Dan Marino, Donovan McNabb and Jim McMahon.

Pederson served as a backup quarterback for Green Bay from 1995-98 and 2001-04, and was part of Packer teams that won Super Bowl XXXI, two NFC Championships (1996 and 1997) and six division titles. Pederson made eight starts for the Browns in 2000 and logged 1,047 yards and two touchdowns on 117 completions. In 1999, Pederson made nine starts for the Eagles, completing 119 passes for 1,276 yards and seven touchdowns.

In a 1993 contest against the Eagles, Pederson was pressed into duty when Dolphins starter Scott Mitchell left the game with a shoulder injury. In the second half, he helped guide Miami to a 19-14 win that marked Don Shula's 325th career victory.

Pederson attended Northeast Louisiana (now Louisiana Monroe) where he earned four letters and was a three-year starter at quarterback. He finished his college career with 6,445 yards and 33 touchdowns on 571-of-1,032 passing. As a senior, Pederson led the Southland Conference in passing when he completed 205 of 367 passes for 2,282 yards and 10 touchdowns. In 1989, he set a school record with 619 passing yards against Stephen F. Austin. Pederson graduated from Northeast Louisiana with a B.B.A. in business management.

The Bellingham, WA, native (born January 31, 1968) earned three letters each in football, baseball and basketball at Ferndale (WA) H.S., where he was an all-league selection at quarterback, safety and kicker and finished his high school career with 1,880 yards and 19 TDs on 106-of-250 passing.

Pederson and his wife, Jeannie, have three sons: Drew, Josh and Joel. Jeannie played basketball at Louisiana College.

# COACHES CAPSULES



## FRANK REICH Offensive Coordinator

2nd year in Philadelphia



- In 2016, his first season with the Eagles, coordinated an offense that was directed by rookie signal caller Carson Wentz. Wentz set a team and all-time NFL rookie record with 379 completions and posted franchise rookie records in pass attempts, passing yards, passing touchdowns and completion percentage. Wentz's 3,782 passing yards marked the fourth-highest total in single-season team history and NFL rookie history
- Helped San Diego Chargers QB Philip Rivers achieve one of the finest stretches of his career, guiding the veteran signal caller to three straight 4,000-yard passing seasons and 92 total TDs from 2013-15
- A former third-round draft choice of the Buffalo Bills in the 1985 NFL Draft, enjoyed a 14-year NFL playing career. Was a part of Bills teams that went to four-straight Super Bowls (1990-1993)
- Engineered the greatest comeback in NFL history, bringing the Bills back from a 32 point second-half deficit to defeat the Houston Oilers in a 1992 Wild Card game

## JIM SCHWARTZ Defensive Coordinator

2nd year in Philadelphia



- In 2016, his first season with the Eagles, guided the team's transition from a 3-4 to a 4-3 defense and oversaw a unit that featured Pro Bowl DT Fletcher Cox and second-team All-Pro Brandon Graham. In addition to Cox and Graham's accolades, second-year linebacker Jordan Hicks led all NFL linebackers with five INTs. The Eagles defense finished third in the NFL in red zone defense (45.1 pct.)
- In 2014, directed a Bills defense that allowed the second-fewest points in the NFL (16.9 ppg), notched a league-high 54 sacks, held opponents to a league-best 33.2 percent third-down conversion rate and allowed the second-lowest cumulative quarterback rating (74.5)
- Served as head coach of the Detroit Lions from 2009-2013. Guided the team to its first playoff berth since 1999 when he coached Detroit to a 10-6 record in 2011
- Spent 10 years with the Tennessee Titans, serving as defensive coordinator from 2001-08. Helped the Titans reach Super Bowl XXXIV and win three division titles
- Attended Georgetown, where he was a four-year letterwinner at linebacker

## DAVE FIPP Special Teams Coordinator

5th year in Philadelphia



- In 2016, the Eagles ranked second in the NFL with a franchise record 27.314 kickoff return average, led the league with five kickoff returns of 50-plus yards, and were the only team to record multiple kickoff returns for TDs (two)
- Under his direction in 2015, the Eagles ranked second in the NFL in punt return average (11.4)
- In 2014, the Eagles ranked first in the annual *Dallas Morning News* special teams rankings compiled by Rick Gosselin. That year, special teams accounted for a franchise-best and NFL-high seven TDs
- Served as assistant special teams coach with the Miami Dolphins (2011-12) and the San Francisco 49ers (2008-10)
- Coached in college for 10 years at San Jose St., Nevada, Cal Poly, Holy Cross and his alma mater, Arizona
- Walked on at Arizona and played from 1994-97 as a safety and special teamer

## EUGENE CHUNG Assistant Offensive Line/ Tight Ends/Run Game

5th year in Philadelphia



- Rejoined Eagles staff in 2016, having previously served as the team's offensive line assistant from 2010-12. Has previously coached with Eagles Head Coach Doug Pederson in both Philly and Kansas City
- In 2016, helped offensive line coach Jeff Stoutland field seven different starting offensive line combinations
- Was the assistant offensive line coach for the Chiefs from 2013-15. In those three seasons, the Chiefs ranked first in the NFL with 54 rushing TDs
- Originally a first-round pick of the New England Patriots in 1992 (13th overall), enjoyed a six-year playing career

## PHILLIP DANIELS Defensive Quality Control/ Assistant Defensive Line

2nd year in Philadelphia



- Joined the Eagles in 2016 and assisted Chris Wilson with a defensive line that featured Pro Bowl DT Fletcher Cox and second-team All-Pro DE Brandon Graham
- Originally a fourth-round pick of the Seahawks in 1996, he played for Seattle (1996-99), Chicago (2000-03) and Washington (2004-10). Totaled 512 tackles, 62 sacks, 51 PDs, 15 forced fumbles and 12 fumble recoveries in his career

## JOHN DeFILIPPO Quarterbacks

2nd year in Philadelphia



- Hired by the Eagles in the 2016 offseason and tutored rookie quarterback Carson Wentz, who set a team and all-time NFL rookie record with 379 completions. Under his direction, Wentz posted franchise rookie records in pass attempts, passing yards, passing TDs and completion percentage. Wentz's 3,782 passing yards marked the 4th-highest total in single-season team history and NFL rookie history
- Served as Cleveland Browns offensive coordinator in 2015 and was the quarterbacks coach of the Oakland Raiders from 2012-14. Helped develop Raiders rookie QB Derek Carr in 2014, as he led all rookies in completions (348), passing yards (3,270) and passing touchdowns (21)
- A former quarterback, he played at Radnor (PA) High School and James Madison

## KEN FLAJOLE Linebackers

2nd year in Philadelphia



- In 2016, coached LB Jordan Hicks and helped the second-year player lead all NFL LBs with five INTs
- Has coached every defensive position in his 38-year coaching career
- Served as the St. Louis Rams' defensive coordinator from 2009-2011 and coached the Carolina Panthers LBs from 2003-08
- Spent 21 years coaching in the college ranks prior to entering the NFL in 1998
- Played collegiately at Pacific Lutheran and Wenatchee Valley CC

## MIKE GROH Wide Receivers

1st year in Philadelphia



- Joined the Eagles in 2017 after serving as the passing game coordinator/wide receivers coach for the L.A. Rams in 2016
- Coached receivers for the Chicago Bears from 2013-15 and oversaw a position group that featured Pro Bowlers Alshon Jeffery and Brandon Marshall. Helped Jeffery hit the 1,000-yard plateau in both 2013 (1,421) and 2014 (1,133)
- Won national championships in 2011-12 as wide receivers coach and recruiting coordinator for the University of Alabama
- Coached at UVA from 2001-08 and served as the OC in his final 3 seasons. Also played QB for the Cavaliers and led the team to bowl victories in 1994 and 1995
- The son of longtime NFL coach Al Groh



# COACHES CAPSULES



## **MATTHEW HARPER** Assistant Special Teams



5th year in Philadelphia

- Enters his fifth year in Philadelphia and his fourth as the team's assistant special teams coach. Worked as assistant defensive backs coach in 2015
- In 2014, the Eagles ranked first in Rick Gosselin's annual *Dallas Morning News* special teams ranking
- Was as a coaching intern and G.A. at Oregon from 2009-12. Played two seasons as a safety at Oregon (2006-07) after transferring from City College of San Francisco
- Son of two-time Nebraska All-America DE and 11-year NFL vet Willie Harper

## **TIM HAUCK** Safeties



2nd year in Philadelphia

- Under his direction in 2016, Malcolm Jenkins returned 2 INTs for TDs and Rodney McLeod set career highs in tackles (117), INTs (3) and PDs (10)
- Served as the defensive coordinator and CBs coach for UNLV from 2013-14
- Enjoyed a 13-year NFL playing career and appeared in 183 regular-season games. Totaled 357 tackles, 16 PDs, six FFs, four FRs and 162 special teams tackles
- Played in 51 games for the Eagles (1999-2002) and logged 158 tackles on defense and 47 tackles on special teams. Started alongside Brian Dawkins in 1999 and finished second on the team with 122 tackles
- Was a two-time first-team All-American safety at Montana

## **JUSTIN PELLE** Tight Ends



5th year in Philadelphia

- Under Peelle's direction in 2016, Zach Ertz logged a career-high 78 catches, marking the second-most by an Eagles TE in franchise history
- In his first season as tight ends coach (2015), Ertz notched a career-high 853 receiving yards
- Played TE for 10 seasons in NFL with San Diego, Miami, Atlanta and San Francisco. Caught 123 passes and 12 TDs
- Drafted in 4th round in 2002 by Chargers from Oregon, where he finished with 70 career catches and 14 scores

## **DUCE STALEY** Running Backs



7th year in Philadelphia

- Originally a third-round pick of Eagles in 1997, enters his seventh season on the Eagles coaching staff and his fifth as running backs coach
- In 2013, helped All-Pro RB LeSean McCoy become the first Eagle to lead the NFL in rushing and scrimmage yards since 1947
- Worked first two seasons in Philadelphia as an assistant special teams coach, while helping with the running backs
- Gained 5,785 yards during his 10-year NFL career with Philadelphia (1997-2003) and Pittsburgh (2004-06)
- Ranks 5th on team's all-time rushing list. Is one of three Eagles to top 200 yards rushing in a game (Steve Van Buren and McCoy)
- Won a Super Bowl with Pittsburgh in 2005
- His Eagle teammates voted him offensive MVP three times (1998, 1999, and 2002)

## **JEFF STOUTLAND** Offensive Line



5th year in Philadelphia

- In 2016, Stoutland helped the Eagles battle injuries by fielding seven different starting offensive line combinations. His only two linemen to start all 16 games (Jason Peters and Jason Kelce) both made the Pro Bowl
- Coached one of the best offensive lines in the nation at Alabama from 2011-12 and helped Crimson Tide to a National Championship in 2012
- Also coached successful offensive lines at Miami, FL (2007-10), Michigan St. (2000-06), Syracuse (1999) and Cornell (1993-96)

## **PRESS TAYLOR** Offensive Quality Control/ Assistant Quarterbacks



5th year in Philadelphia

- In 2016, his first season with the added responsibilities of assistant QBs coach, worked with rookie QB Carson Wentz and helped him set a team and all-time NFL rookie record with 379 completions
- Brother, Zac, is the assistant WRs coach for the L.A. Rams
- Lettered two years as a QB at Marshall after transferring from Butler Community College, where he led the school to two JUCO championships (2007-08)

## **CORY UNDLIN** Defensive Backs



3rd year in Philadelphia

- Coached safety tandem Malcolm Jenkins and Rodney McLeod in 2016 and helped McLeod set career highs in tackles (117), INTs (3) and PDs (10). In his first year coaching Eagles DBs (2015), Jenkins earned his first career trip to the Pro Bowl
- Spent three years with the Denver Broncos prior to arriving in Philadelphia and worked with three Pro Bowl DBs in 2014 - Aqib Talib, Chris Harris Jr., and T.J. Ward
- Also held NFL coaching positions in Jacksonville, Cleveland and New England


## **DINO VASSO** Defensive Quality Control/ Assistant Secondary



2nd year in Philadelphia

- Enters second season with Philadelphia after serving as a coaching assistant with the Kansas City Chiefs (2013-15). Worked primarily with the secondary in K.C.
- Was a four-year DB at the University of New Hampshire
- A native of Crum Lynne, PA, lettered in football at Ridley H.S. in Folsom, PA

## **CHRIS WILSON** Defensive Line



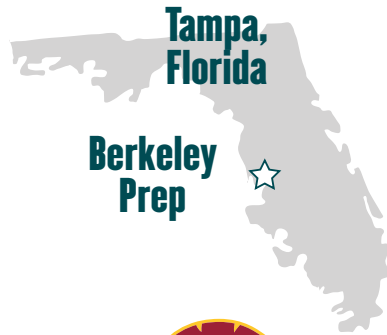
2nd year in Philadelphia

- In his first season with the Eagles, oversaw the d-line's transition to a 4-3. Brandon Graham was named second-team AP All-Pro in his first season back at DE and Fletcher Cox was named to the Pro Bowl
- Coached 23 years in the college ranks including positions at Missouri, USC, Georgia, Mississippi State and Oklahoma
- Coached Jets DE Leonard Williams at USC and worked closely with Cox at Mississippi State
- Played collegiately at Oklahoma where he recorded 303 tackles. Was a 12th-round draft pick of the Chicago Bears in 1992

# WR NELSON AGHOLOR 13



**6-0 | 198**  **3rd Year**  
**BORN: May 24, 1993 (Age 24)**



**Tampa, Florida**  
**Berkeley Prep** ★



**USC**  
**D1-15 (20th overall)**  
**by Philadelphia**



Nelson Agholor was originally selected by the Eagles in the 1st round (20th overall) of the 2015 NFL Draft. Agholor finished his collegiate career at USC with 179 receptions for 2,571 yards and 20 TDs in 40 games (30 starts), while setting a school record with 4 punt return TDs.

## MOST RECEIVING TDs NFL PLAYERS IN 2017

DeAndre Hopkins (Hou.)	6
Jordy Nelson (GB)	6
Davante Adams (GB)	5
Michael Crabtree (Oak.)	5
Will Fuller (Hou.)	5
Chris Hogan (NE)	5
Nelson Agholor (Phi.)	4
Zach Ertz (Phi.)	4
Several others tied	4

## THREE STEP DROP

If he could be a superhero, he would be: **The Flash**

First job: **Cashier at PDQ**

Pregame ritual: **Calls his mother on the phone to pray with her**

If he could play another sport, what position/team: **PG, New York Knicks**

Hobbies: **Cooking. "My best meal is yellow rice, pork chops and plantains."**

Best player he has faced: **"Patrick Peterson is a great competitor."**

Favorite books: **Things Fall Apart by Chinua Achebe & Oh, the Places You'll Go by Dr. Seuss**

Three favorite throwback jerseys: **Michael Jordan, Emsley A. Laney High School; Reggie Bush, USC; Charlie Ward, Florida State**

## 16.0+ RECEIVING AVG. & 4+ TOUCHDOWNS

NFL PLAYERS IN 2017



**NELSON AGHOLOR**  
16.1-4



**STEFON DIGGS**  
17.2-4

## CAREER HIGHLIGHTS

2017 - PHILADELPHIA EAGLES (6/3)

- Ranks 7th in the NFL with a career-high and team-high-tying 4 receiving TDs (also **Zach Ertz**), trailing only **Jordy Nelson** (6) and **Davante Adams** (5) in the NFC. Joins **Stefon Diggs** (17.2 avg., 4 TDs) as the only NFL players averaging 16.0+ yards per reception (leads team with 16.1 avg.) and 4+ receiving TDs
- Agholor and Ertz's 4 receiving TDs are the most by an Eagle through 6 games since **Jeremy Maclin** in 2014 (also 4)

# WR NELSON AGHOLOR 13



## AGHOLOR'S CAREER STATISTICS

Year	Team	GP/S	RECEIVING					OFF SNAPS	
			No	Yards	Avg	Lg	TD	No	Pct
2015	Philadelphia	13/12	23	283	12.3	53t	1	671	58%
2016	Philadelphia	15/14	36	365	10.1	40t	2	883	78%
2017	Philadelphia	6/3	20	321	16.1	72t	4	298	70%
<b>Totals</b>		<b>34/29</b>	<b>79</b>	<b>969</b>	<b>12.3</b>	<b>72t</b>	<b>7</b>	<b>---</b>	<b>---</b>

## ADDITIONAL CAREER STATISTICS

**Fumbles/Lost:** 2/1 - 2016 (1/0); 2015 (1/1)

**Kickoff Returns:** 5 for 92 yards (18.4 avg.) in 2016

## CAREER HIGHS

<b>Receptions</b>	6	9/10/17 at Was.
<b>Receiving Yards</b>	93	10/8/17 vs. Ari.
<b>Receiving Long</b>	72t	10/8/17 vs. Ari.
<b>Receiving TDs</b>	1	7x, last: 10/12/17 at Car.



## HIGH SCHOOL STANDOUT

Agholor attended Berkeley Prep High School in Tampa, FL, earning All-America honors as a senior running back, wide receiver, cornerback and safety. In his career, Agholor notched 4,732 rushing yards, 921 receiving yards, 12 INTs and 8 kickoff return TDs.

As a senior, Agholor accumulated 212 carries for 1,983 yards and 28 TDs and 10 receptions for 117 yards and 2 TDs. He also racked up 35 tackles and 3 INTs on defense while returning 8 punts for a 32.0-yard average. As a junior, Agholor had 1,440 yards on offense, 3 INTs on defense and 323 return yards.

## 2017 GAME-BY-GAME STATISTICS

Date	Opp	GP/S	Rec	Yds	Avg	Lg	TD	Snaps	Pct	
Sep 10	at Was	W	1/0	6	86	14.3	58t	1	42	62%
Sep 17	at KC	L	1/0	1	9	9.0	9	1	55	76%
Sep 24	NYG	W	1/0	2	20	10.0	11	0	45	59%
Oct 1	at LAC	W	1/1	3	58	19.3	36	0	61	77%
Oct 8	Ari	W	1/1	4	93	23.3	72t	1	47	70%
Oct 12	at Car	W	1/1	4	55	13.8	24t	1	48	77%
Oct 23	Was									
Oct 29	SF									
Nov 5	Den									
Nov 19	at Dal									
Nov 26	Chi									
Dec 3	at Sea									
Dec 10	at LAR									
Dec 17	at NYG									
Dec 25	Oak									
Dec 31	Dal									
<b>Totals</b>			<b>6/3</b>	<b>20</b>	<b>321</b>	<b>16.1</b>	<b>72t</b>	<b>4</b>	<b>298</b>	<b>70%</b>

## CAREER HIGHLIGHTS (Continued)

- Agholor and Ertz are just the fourth pair of Eagles to record 4+ receiving TDs each in the first 6 games of the season since 1950, joining **Fred Barnett** (4) and **Calvin Williams** (4) in 1992, **Ben Hawkins** (5) and **Harold Jackson** (4) in 1969 and **Pete Pihos** (6) and **Bobby Walston** (8) in 1954
- Since 1970, only five Eagles age 24-or-younger have produced 4+ receiving TDs in the first 6 games of the season: Agholor in 2017 (24 years, 4 TDs), **Jeremy Maclin** in 2010 (22 years, 6 TDs), **Cris Carter** in 1989 (23 years, 4 TDs), **Mike Quick** in 1983 (24, 5) and **Harold Carmichael** in 1973 (23 years, 4 TDs)
- Is the only NFL player with two 50+ yard receiving TDs, which are the most by an Eagle since **Jeremy Maclin** in 2014 (3)
- Ranks 2nd in the NFL in third-down receiving yards per game (39.3), behind **Keenan Allen** (46.5). Also ranks 3rd in third-down receiving average (23.6), behind teammate **Torrey Smith** (28.5) and **Austin Hooper** (26.5)

As a sophomore, Agholor made All-State as he ran for 970 yards with 15 TDs and had 14 receptions for 239 yards with 3 TDs on offense, while totaling 31 tackles and 4 INTs on defense.

Agholor also played basketball at Berkeley, where he averaged 12.8 points, 4.8 rebounds, 4.3 assists and 2.3 steals as a senior.

## BIRDSEED

Agholor, who was a communication major at USC, was originally born in Nigeria and moved to the United States when he was 5 years old. Agholor is the son of Felix and Caroline and is the fourth of five children. His father played high-level soccer in Nigeria.



# DT BEAU ALLEN 94



**6-3 | 327**  **4th Year**  
**BORN: Nov. 14, 1991 (Age 25)**

**Minnetonka,  
Minnesota**



**Minnetonka  
High School**



**Wisconsin**

**D7-14 (224th overall)  
by Philadelphia**

## THREE STEP DROP

In any other sport, what position would you play and what team: **Enforcer/left winger for the Philadelphia Flyers**

Favorite athlete to watch now: **Legendary angler Roland Martin**

Favorite meal: **Mom's Porcupine Meatballs (meatballs with rice inside)**

Favorite book: **Lonesome Dove by Larry McMurtry**

Biggest Pet Peeve: **When people with read receipts don't text you back**

First jersey owned: **Brett Favre, Green Bay Packers**

Three favorite throwback jerseys: **Reggie White, Eagles; Reggie White, Packers; one of the Hanson Brothers, Charlestown Chiefs (Slap Shot)**



A seventh-round pick of the Eagles from Wisconsin in 2014, **Beau Allen** contributed as a member of the defensive line rotation in all 48 games of his first three NFL seasons. Allen, who also never missed a game in college, finished his Badger career with 94 tackles and eight sacks en route to becoming a two-time All-Big Ten honorable mention selection (2012-13).

In 2016, Allen became the first Eagle since Dan Klecko in 2008 to play on both sides of the football in the same game. Allen played 17 snaps as a defensive tackle and four as a fullback vs. Cleveland on opening day (9/11/16).

## CAREER HIGHLIGHTS

### 2017 - PHILADELPHIA EAGLES (6/2)

- Recorded a season-high 4 tackles (3 solo), including 1 TFL, at Car. (10/12/17)
- Made his first start of the season at LAC (10/1/17) in place of an injured **Fletcher Cox**. Notched the first full-sack of his career when he took down Chargers QB **Philip Rivers** in the 2nd quarter

### 2016 - PHILADELPHIA EAGLES (16/3)

- Registered career highs in games started (three), tackles (32), tackles for loss (four) and defensive snaps played (412, 40%). Also added a half-sack and his first-career fumble recovery
- Posted a half-sack of **Joe Flacco** at Bal. (12/18/16)
- Started in place of **Bennie Logan** vs. Min. (10/23/16) and recorded three tackles, two QB pressures, and his first career fumble recovery
- Played 17 snaps as a DT and four as a FB vs. Cle. (9/11/16) and served as a lead blocker on a 1-yd. TD run by **Ryan Mathews**. Became the first Eagle since **Dan Klecko** in 2008 to play on both sides of the football in the same game



## ALLEN'S CAREER STATISTICS

Year	Team	GP/S	TACKLES					PASS DEFENSE					FUMBLES			DEF SNAPS		
			Total	Solo	Asst	TFL	Sacks	Int	Yds	Lg	TD	PD	Hur	FF	FR	Yds	No	Pct
2014	Philadelphia	16/0	15	8	7	0.0	0.5	0	0	--	0	0	1	0	0	0	195	17%
2015	Philadelphia	16/2	31	19	12	1.0	0.0	0	0	--	0	1	2	0	0	0	343	28%
2016	Philadelphia	16/3	32	19	13	4.0	0.5	0	0	--	0	0	7	0	1	0	412	40%
2017	Philadelphia	6/2	9	6	3	3.0	1.0	0	0	--	0	0	5	0	0	0	195	51%
<b>Totals</b>		<b>54/7</b>	<b>87</b>	<b>52</b>	<b>35</b>	<b>8.0</b>	<b>2.0</b>	<b>0</b>	<b>0</b>	<b>--</b>	<b>0</b>	<b>1</b>	<b>15</b>	<b>0</b>	<b>1</b>	<b>0</b>	<b>---</b>	<b>---</b>

## CAREER HIGHS

<b>Total Tackles</b>	6	2x, last: 1/3/16 at NYG
<b>Solo Tackles</b>	4	1/3/16 at NYG
<b>Sacks</b>	1.0	10/1/17 at LAC
<b>Hurries</b>	3	10/23/16 vs. Min.
<b>PDs</b>	1	10/4/15 at Was.
<b>FFs</b>	--	---
<b>FRs</b>	1	10/23/16 vs. Min.



## “THE ALLEN” RECLINER

In the 2016 offseason, Allen starred in a commercial for Bob's Discount Furniture along with the company's co-founder Bob Kaufman. The store now offers a recliner named after the defensive tackle called “The Allen.”

## BIRDSEED

Allen is the son of Susie and Matt Allen. Matt is a senior vice president of sales for Elizabeth Arden and Susie is a registered nurse. Matt also was the varsity spirit squad captain at Wisconsin.

Allen's brother, Jack, works in finance in New York City, and his sister, Grace, now attends the University of Wisconsin after helping her team win the state basketball championship as a senior at Minnetonka High School.

Allen's grandfather, Fred T. Westphal, was an All-American swimmer at Wisconsin (1956-59). His uncle, John Westphal, played football for the Badgers (1980-81).

Allen has a Vizsla dog named Penny (short for Penelope Anne Lumpkins, Jr. Allen III).

Allen was nicknamed “The Polar Bear” at Wisconsin due to his size and northern heritage.

## THE UNZIPPED

Allen played bass guitar from 7th through 9th grade for a band called THE UNZIPPED. Recalled Allen, “We were the undisputed winners of our 8th grade talent show at Minnetonka Middle School. We played classic rock like Led Zeppelin and Van Halen.”




## BIGGEST FOOTBALL INFLUENCE

Allen claims his football career was most influenced by his position coach at Wisconsin, Charlie Partridge, now the head coach at Florida Atlantic. “I thought he was a great coach and I had a lot of respect for him and the way he went about his business. I think he taught us the right way.”

## HIGH SCHOOL STANDOUT

Allen was an all-state selection by the *Associated Press* as a senior at Minnetonka HS. Allen also played hockey, lacrosse and participated in track and field in high school. He was a member of the 2009 Minnesota state champion lacrosse team.



## TRADITION ... ALL SEVEN LAYERS OF IT

Allen is really proud of his family tradition of having a seven-layer jello at every holiday meal. “I can't even describe how big a deal this is in our family. My mother makes it and we don't even wait for dessert to eat it. It's an appetizer.”





## 2017 GAME-BY-GAME STATISTICS

Date	Opp	GP/S	Tot	Solo	Sk	Hur	PD	FF	FR	Snaps	Pct
Sep 10	at Was	W	1/0	1	0	0.0	0	0	0	25	40%
Sep 17	at KC	L	1/0	2	1	0.0	1	0	0	15	28%
Sep 24	NYG	W	1/0	0	0	0.0	1	0	0	50	72%
Oct 1	at LAC	W	1/1	2	2	1.0	2	0	0	38	67%
Oct 8	Ari	W	1/1	0	0	0.0	1	0	0	26	43%
Oct 12	at Car	W	1/0	4	3	0.0	0	0	0	41	50%
Oct 23	Was										
Oct 29	SF										
Nov 5	Den										
Nov 19	at Dal										
Nov 26	Chi										
Dec 3	at Sea										
Dec 10	at LAR										
Dec 17	at NYG										
Dec 25	Oak										
Dec 31	Dal										
<b>Totals</b>			<b>6/2</b>	<b>9</b>	<b>6</b>	<b>1.0</b>	<b>5</b>	<b>0</b>	<b>0</b>	<b>195</b>	<b>51%</b>

## 2016 GAME-BY-GAME STATISTICS

Date	Opp	GP/S	Tot	Solo	Sk	Hur	PD	FF	FR	Snaps	Pct
Sep 11	Cle	W	1/0	1	0	0.0	0	0	0	17	33%
Sep 19	at Chi	W	1/0	2	2	0.0	0	0	0	11	21%
Sep 25	Pit	W	1/0	0	0	0.0	0	0	0	17	28%
Oct 9	at Det	L	1/0	1	0	0.0	0	0	0	8	13%
Oct 16	at Was	L	1/0	3	2	0.0	0	0	0	43	58%
Oct 23	Min	W	1/1	3	2	0.0	3	0	0	51	67%
Oct 30	at Dal	L	1/1	1	1	0.0	0	0	0	54	69%
Nov 6	at NYG	L	1/1	5	3	0.0	0	0	0	49	77%
Nov 13	Atl	W	1/0	0	0	0.0	0	0	0	9	18%
Nov 20	at Sea	L	1/0	1	0	0.0	1	0	0	24	36%
Nov 28	GB	L	1/0	2	1	0.0	0	0	0	25	35%
Dec 4	at Cin	L	1/0	2	0	0.0	0	0	0	22	34%
Dec 11	Was	L	1/0	2	1	0.0	0	0	0	15	31%
Dec 18	at Bal	L	1/0	4	3	0.5	1	0	0	22	38%
Dec 22	NYG	W	1/0	3	2	0.0	2	0	0	29	33%
Jan 1	Dal	W	1/0	2	2	0.0	0	0	0	16	29%
<b>Totals</b>			<b>16/3</b>	<b>32</b>	<b>19</b>	<b>0.5</b>	<b>7</b>	<b>0</b>	<b>0</b>	<b>412</b>	<b>40%</b>

## CAREER HIGHLIGHTS (Continued)

### 2015 - PHILADELPHIA EAGLES (16/2)

- Registered a career-high 6 tackles at Was. (10/4/15) and at NYG (1/3/16)

### 2014 - PHILADELPHIA EAGLES (16/0)

- Notched the first sack of his career, helping bring down **Ryan Fitzpatrick** in a win at Hou. (11/2/14)

## COLLEGE HIGHLIGHTS

- Set a school record with 54 games played, having never missed a contest in his college career. A three-time Academic All-Big Ten selection (2011-13) and consensus All-Big Ten honorable mention choice (2012-13)
- A four-year letterwinner, rounded out his Wisconsin career with 94 tackles (15 TFLs), eight sacks, two blocked kicks and a fumble recovery for a TD after a blocked punt during his senior campaign
- Started all 13 games as a senior in 2013, registering 20 tackles (two TFLs), 1.5 sacks and a fumble recovery
- As a junior in 2012, ranked second on the team with 7.5 TFLs, while also tallying 37 tackles, 2.5 sacks and a forced fumble in all 14 starts
- Finished second on the team with four sacks as a sophomore in 2011, in addition to 22 tackles (5.5 TFLs) in 14 games

## 2015 GAME-BY-GAME STATISTICS

Date	Opp	GP/S	Tot	Solo	Sk	Hur	PD	FF	FR	Snaps	Pct
Sep 14	at Atl	L	1/0	2	2	0.0	0	0	0	12	16%
Sep 20	Dal	L	1/0	2	0	0.0	0	0	0	19	22%
Sep 27	at NYJ	W	1/0	1	0	0.0	0	0	0	28	35%
Oct 4	at Was	L	1/0	6	3	0.0	0	1	0	54	64%
Oct 11	NO	W	1/0	1	1	0.0	0	0	0	21	30%
Oct 19	NYG	W	1/0	1	1	0.0	0	0	0	11	16%
Oct 25	at Car	L	1/0	0	0	0.0	0	0	0	15	25%
Nov 8	at Dal	W	1/0	2	1	0.0	0	0	0	9	12%
Nov 15	Mia	L	1/0	0	0	0.0	0	0	0	8	12%
Nov 22	TB	L	1/0	0	0	0.0	0	0	0	16	21%
Nov 26	at Det	L	1/0	2	1	0.0	0	0	0	21	29%
Dec 6	at NE	W	1/0	1	1	0.0	2	0	0	15	17%
Dec 13	Buf	W	1/0	1	1	0.0	0	0	0	18	24%
Dec 20	Ari	L	1/0	2	1	0.0	0	0	0	19	25%
Dec 26	Was	L	1/1	4	3	0.0	0	0	0	38	51%
Jan 3	at NYG	W	1/1	6	4	0.0	0	0	0	39	46%
<b>Totals</b>			<b>16/2</b>	<b>31</b>	<b>19</b>	<b>0.0</b>	<b>2</b>	<b>1</b>	<b>0</b>	<b>343</b>	<b>28%</b>

## TRANSACTIONS

- 2014** Drafted by PHI in 7th round (224th overall)  
*Signed 4-year contract*
- 7/24/17** Placed on Active/NFI List
- 8/25/17** Passed physical/removed from NFI List



# RB KENJON BARNER 38



**5-9 | 195**  **4th Year**  
**BORN: April 28, 1990 (Age 27)**

**Riverside, California**  
  
**Notre Dame High School**

  
**Oregon**  
**D6-13 (182nd overall)**  
**by Carolina**  
**Acquired: FA 2017**



**Kenjon Barner** (pronounced KEN-yon) rejoined Philadelphia in Week 4 in 2017 after spending training camp and preseason with the Los Angeles Chargers. In 2016, Barner emerged as the Eagles' primary kick returner and led the team with 277 yards and a 30.8 average. The Oregon product was originally selected by the Panthers in the 6th round (182nd overall) of the 2013 NFL Draft.

## KICKOFF RETURN AVERAGE

NFL PLAYERS IN 2016 (MIN. 9 RETURNS)

Cordarrelle Patterson (Min.)	31.7
<b>Kenjon Barner (Phi.)</b>	<b>30.8</b>
Kenyan Drake (Mia.)	30.5
Marqise Lee (Jax.)	30.3
Jordan Todman (Ind.)	29.9

## ALL-PURPOSE YARDS

UNIVERSITY OF OREGON HISTORY

LaMichael James	5,869
<b>Kenjon Barner</b>	<b>5,848</b>
De'Anthony Thomas	5,345

## THREE STEP DROP

**Hobbies:** Bowling, wakeboarding, water sports, camping and going to the beach

**Favorite teams/athletes growing up:**  
**Los Angeles Lakers, San Francisco 49ers, Kobe Bryant**

**If he could play another sport, what position/team:** **Point guard, Los Angeles Lakers**

**Favorite movies:** **Chasing Mavericks, Phantom of the Opera, Something Borrowed**

**Favorite musicians:** **Miguel (R&B), Cody Allen & Rascall Flatts (Country), Hoobastank and Nickelback (Alternative)**

**Favorite meal:** **Eggs, bacon and syrup**

**Three favorite throwback jerseys:** **Allen Iverson, Philadelphia 76ers; Garrison Hearst, San Francisco 49ers; Eric Dickerson, SMU**

## CAREER HIGHLIGHTS

2017- PHILADELPHIA EAGLES (3/0)

- Named **NFC Special Teams Player of the Week** after totaling career highs in punt returns (3), punt return yards (110) and punt return average (36.7) in the 34-7 win vs. Ari. (10/8/17). His 76 yard punt return in the first quarter was the longest by an Eagle since **Darren Sproles** (83-yard TD) on 12/6/15 at New England

2016 - PHILADELPHIA EAGLES (13/0)

- Set career highs and led the team in kick return yardage (277), return average (30.8) and tied for first in returns (9)
- In his first-career opportunity as the primary kick returner, recorded three returns for 114 yards (38.0 avg.), including a 52-yard return in a win vs. Atl. (11/13/16)
- Scored on a 3-yard TD run in the third quarter at NYG (11/6/16)



# RB KENJON BARNER 38



## BARNER'S CAREER STATISTICS

Year	Team	GP/S	RUSHING					RECEIVING					OFF SNAPS			PUNT RETURNS					KICK RETURNS					
			Att	Yds	Avg	Lg	TD	No	Yds	Avg	Lg	TD	TYS	No	Pct	No	FC	Yds	Avg	Lg	TD	No	Yds	Avg	Lg	TD
2013	Carolina	8/0	6	7	1.2	2	0	2	7	3.5	5	0	14	24	2%	0	0	0	---	--	0	2	17	8.5	17	0
2015	Philadelphia	10/0	28	124	4.4	19	0	9	22	2.4	12	0	146	79	7%	1	0	-3	-3.0	-3	0	1	10	10.0	10	0
2016	Philadelphia	13/0	27	129	4.8	19	2	5	42	8.4	15	0	171	99	10%	2	0	22	11.0	22	0	9	277	30.8	61	0
2017	Philadelphia	3/0	10	30	3.0	16	0	1	9	9.0	9	0	39	39	9%	7	2	125	17.9	76	0	0	0	---	--	0
<b>Totals</b>		<b>34/0</b>	<b>71</b>	<b>290</b>	<b>4.1</b>	<b>19</b>	<b>2</b>	<b>17</b>	<b>80</b>	<b>4.7</b>	<b>15</b>	<b>0</b>	<b>370</b>	<b>---</b>	<b>---</b>	<b>10</b>	<b>2</b>	<b>144</b>	<b>14.4</b>	<b>76</b>	<b>0</b>	<b>12</b>	<b>304</b>	<b>25.3</b>	<b>61</b>	<b>0</b>

## PLAYOFFS

2013	Carolina	1/0	0	0	---	--	0	0	0	---	--	0	0	0	0%	0	0	0	---	--	0	1	16	16.0	16	0
<b>Totals</b>		<b>1/0</b>	<b>0</b>	<b>0</b>	<b>---</b>	<b>--</b>	<b>0</b>	<b>0</b>	<b>0</b>	<b>---</b>	<b>--</b>	<b>0</b>	<b>0</b>	<b>0</b>	<b>0%</b>	<b>0</b>	<b>0</b>	<b>0</b>	<b>---</b>	<b>--</b>	<b>0</b>	<b>1</b>	<b>16</b>	<b>16.0</b>	<b>16</b>	<b>0</b>

## ADDITIONAL CAREER STATISTICS

**Fumbles/Lost:** 3/1 - 2017 (1/0), 2015 (1/1), 2013 (1/0)

## CAREER HIGHS

<b>Rush Attempts</b>	9	12/6/15 at NE
<b>Rushing Yards</b>	42	2x, last: 9/25/16 vs. Pit.
<b>Rushing Long</b>	19	2x, last: 9/11/16 vs. Cle.
<b>Rushing TDs</b>	1	2x, last: 11/6/16 at NYG
<b>Receptions</b>	5	1/3/16 at NYG
<b>Receiving Yards</b>	25	12/18/16 at Bal.
<b>Receiving Long</b>	15	12/18/16 at Bal.
<b>Receiving TDs</b>	--	---
<b>Kick Returns</b>	3	2x, last: 11/28/16 vs. GB
<b>Kick Return Yards</b>	114	11/13/16 vs. Atl.
<b>Kick Return Long</b>	61	12/4/16 at Cin.
<b>Punt Returns</b>	3	2x, last: 10/8/17 vs. Ari.
<b>Punt Return Yards</b>	110	10/8/17 vs. Ari.
<b>Punt Return Long</b>	76	10/8/17 vs. Ari.

## CAREER HIGHLIGHTS (Continued)

- Matched his career high in rushing yards (42) and crossed the goal line for his first-career rushing touchdown in a convincing 34-3 home win vs. Pit. (9/25/16)
- Ran for a career-high 42 yards on four carries (10.5 avg.) in a season-opening win vs. Cle. (9/11/16)

### 2015 - PHILADELPHIA EAGLES (10/0)

- Hauled in career highs of five catches for 21 yards in a season-finale victory at NYG (1/3/16)
- Carried a career-high nine times for 39 yards and added two receptions for seven yards in a win at NE (12/6/15)

### 2013 - CAROLINA PANTHERS (8/0, Playoffs: 1/0)

- Appeared in eight games with the Panthers as a rookie, rushing six times for seven yards while adding two receptions for seven yards

## COLLEGE HIGHLIGHTS

- Played in 49 games (20 starts) at Oregon and finished his career ranked second in school history with 3,623 rushing yards and tied for second with 41 rushing touchdowns. Also totaled 54 catches for 591 yards and seven touchdowns
- Averaged 22.5 yards on 61 kickoff returns for 1,371 yards and one touchdown and 10.1 yards on 26 punt returns for 263 yards and one touchdown
- Finished second in school history with 5,848 all-purpose yards and third with 300 points scored. Recorded 13 career games with 100+ yards rushing with the Ducks



## BIRDSEED

Barner prepped at Notre Dame HS (Riverside, CA), where he led the state in both rushing and scoring as a senior, while finishing second in the country in scoring (22.8 ppg) and fourth in rushing (240.3 ypg) after tallying 3,124 yards on the ground and 46 touchdowns. Barner was one of only three players in school history to ever run for more than 3,000 yards in one season and eclipsed the 300-yard mark on three occasions.

Barner is the son of Gary and Wilhelmenia Barner and has five siblings (four brothers and one sister). He also has a son, Kingston.



@KBDeuce4

# RB KENJON BARNER 38



## 2017 GAME-BY-GAME STATISTICS

Date	Opp	GP/S	RUSHING					RECEIVING					SNAPS			PUNT RETURNS						
			Att	Yds	Avg	Lg	TD	No	Yds	Avg	Lg	TD	TYS	No	Pct	No	FC	Yds	Avg	Lg	TD	
SIGNED BY EAGLES TO 53-MAN ROSTER (9/26/17)																						
Oct 1	at LAC	W	1/0	0	0	---	--	0	0	0	---	--	0	0	0	0%	3	0	15	5.0	13	0
Oct 8	Ari	W	1/0	5	23	4.6	16	0	0	0	---	--	0	23	17	25%	3	1	110	36.7	76	0
Oct 12	at Car	W	1/0	5	7	1.4	6	0	1	9	9.0	9	0	16	22	35%	1	1	0	0.0	0	0
Oct 23	Was																					
Oct 29	SF																					
Nov 5	Den																					
Nov 19	at Dal																					
Nov 26	Chi																					
Dec 3	at Sea																					
Dec 10	at LAR																					
Dec 17	at NYG																					
Dec 25	Oak																					
Dec 31	Dal																					
<b>Totals</b>			<b>3/0</b>	<b>10</b>	<b>30</b>	<b>3.0</b>	<b>16</b>	<b>0</b>	<b>1</b>	<b>9</b>	<b>9.0</b>	<b>9</b>	<b>0</b>	<b>39</b>	<b>39</b>	<b>9%</b>	<b>7</b>	<b>2</b>	<b>125</b>	<b>17.9</b>	<b>76</b>	<b>0</b>



## COLLEGE HIGHLIGHTS (Continued)

- As a senior in 2012, garnered first-team All-America honors and was a first-team All-Pac-12 Conference choice after compiling 1,767 yards (second most in school history) on 278 carries with a school-record-tying 21 rushing touchdowns

## TRANSACTIONS

- 2013** Drafted by CAR in 6th round (182nd overall)  
*Signed 4-year contract*
- 8/19/14** Traded by CAR to PHI in exchange for conditional 7th-round pick in 2015
- 8/30/14** Waived/injured by PHI
- 11/4/14** Signed by PHI to practice squad
- 12/30/14** Re-signed by PHI
- 3/21/17** Signed by LAC
- 9/2/17** Released by LAC
- 9/26/17** Signed by PHI

# DE DEREK BARNETT 96



**6-3 | 259** **Rookie**  
**BORN: June 25, 1996 (Age 21)**

**Brentwood, Tennessee**  
**Brentwood Academy**



**Tennessee**  
**D1-17 (14th overall)**  
**by Philadelphia**

Derek Barnett was selected by the Eagles with the 14th-overall pick in the 2017 NFL Draft following a highly-decorated, three-year career at the University of Tennessee. In 2016, Barnett was named first-team All-America by the *Associated Press* after registering 13.0 sacks, bringing his career total to 33.0 and surpassing Pro Football Hall of Famer and Eagles legend **Reggie White** for the school record.

## TOTAL PRESSURES

**NCAA EDGE DEFENDERS IN 2016**  
**(PRO FOOTBALL FOCUS)**

Hunter Dimick (Utah)	83
<b>Derek Barnett (Tenn.)</b>	<b>78</b>
Trey Hendrickson (FAU)	77

## MOST SACKS

**UNIVERSITY OF TENNESSEE HISTORY**



**DEREK BARNETT**  
**(2014-16)**  
**33.0**



**REGGIE WHITE**  
**(1980-83)**  
**32.0**

## CAREER HIGHLIGHTS

**2017 - PHILADELPHIA EAGLES (6/0)**

- Combined with **Justin Hamilton** to sack **Cam Newton** in the 28-23 win at Car. (10/12/17). Marked the first half-sack of his career
- Recovered his first career fumble after **Chris Long** strip-sacked Chargers QB **Philip Rivers** at LAC (10/1/17)

## COLLEGE HIGHLIGHTS

- Played in all 39 games (36 starts) during his three-year career at the University of Tennessee, where he set a new school record with 33.0 career sacks. Surpassed the previous record of 32.0 set by Pro Football Hall of Famer and Eagles legend **Reggie White** (1980-83)
- Compiled 52.0 TFL in his career, finishing 2nd all-time in school history behind **Leonard Little** (53.0 from 1995-97)

## TACKLES FOR LOSS

**UNIVERSITY OF TENNESSEE HISTORY**

53.0	Leonard Little (1995-97)
<b>52.0</b>	<b>Derek Barnett (2014-16)</b>







## MOTHER'S INSPIRATION

Barnett considers his mother, Christine, his best friend and inspiration. Christine, who works in a UPS warehouse and at times has held three jobs to support her three children, instilled a humble attitude in Barnett at an early age.

"She always told me, 'Stay humble and put your head down and just work.' I think I get that attitude from her. Even though she worked a lot, she was still always there and made sure I had everything I needed."

Barnett noted in his pre-draft *Players' Tribune* article that his mother deserves to be taken care of for all of her hard work, but she admirably prefers to live her life as usual.

"She's already told me that she's going to keep her same job at the UPS warehouse — on her feet, sweating, sorting packages on a tight deadline — even after I make it to the league."



## NFL DRAFT COVER LETTER

Prior to the 2017 NFL Draft, Barnett penned a letter in *The Players' Tribune* to the league's general managers.

"I just thought it was a great way to express my feelings, and my mom thought it would be a good idea to get that letter out as well."

Barnett expressed his admiration for Reggie White, whose career sacks record he broke at the University of Tennessee, but assured readers that his work was not done yet.

"Right now, you might know me as the kid who broke Reggie White's sack record at Tennessee, but that's not the only thing I'm going to be remembered for by the time I leave this game. I promise you that."



## REGGIE WHITE'S RECORD

As a junior at the University of Tennessee in 2016, Barnett set a new school record with 33.0 career sacks, surpassing the previous record of 32.0 set by Pro Football Hall of Famer and Eagles legend Reggie White (1980-83). After breaking the record, Barnett received a phone call from Sara White.

"She was just congratulating me on everything I've accomplished. Even though I broke the record, I told her Reggie is still Reggie. I don't think I'm better than Reggie. It meant a lot."

Along with watching film of White, Barnett admires the games of several other NFL players, past and present. "I like watching [Seahawks DE] Michael Bennett play. I like his demeanor. He uses his hands very well. When I was younger, [Pro Football Hall of Famer and former Giants DE] Michael Strahan was one of the best to do it. I look up to a lot of those guys."

## MAKING AN IMPRESSION

Prior to the 2017 NFL Combine, Barnett caught the flu and his numbers were not as good as he originally anticipated. However, that did not keep him from making an impression on NFL teams, especially the Eagles.

"I caught the flu a few days before we ran, and I knew I probably wasn't going to test my best. But I knew it was an important job interview and I knew I had to go out there and grind it out. I told myself to just go out there and do my best and control what I can control, and I did so."

## BIRDSEED

Barnett lettered at Brentwood Academy (Brentwood, TN), where he earned numerous all-state honors as a defensive end. As a senior, Barnett recorded 60 tackles, 18 TFL, 5.5 sacks and 1 FF and helped lead his team to a state semifinal berth.

Barnett began playing football at an early age as both a guard and defensive end. He developed an immediate love for the game.

"The first time I picked it up, I started playing football in fifth grade, and I always used to play backyard football when I was younger. When I picked it up the first day of practice I had a blast, and I knew I was going to go a long way with it."

Barnett majored in communication studies at Tennessee.





## BARNETT'S CAREER STATISTICS

Year	Team	GP/S	TACKLES					PASS DEFENSE					FUMBLES			DEF SNAPS		
			Total	Solo	Asst	TFL	Sacks	Int	Yds	Lg	TD	PD	Hur	FF	FR	Yds	No	Pct
2017	Philadelphia	6/0	8	5	3	1.0	0.5	0	0	--	0	0	3	0	1	0	162	42%
<b>Totals</b>		<b>6/0</b>	<b>8</b>	<b>5</b>	<b>3</b>	<b>1.0</b>	<b>0.5</b>	<b>0</b>	<b>0</b>	<b>--</b>	<b>0</b>	<b>0</b>	<b>3</b>	<b>0</b>	<b>1</b>	<b>0</b>	<b>---</b>	<b>---</b>

Eagles Executive Vice President of Football Operations Howie Roseman on Derek Barnett



**He stands for what we want to be, and I think everyone in this city will see what kind of person he is, what kind of player he is. Unbelievably high character, unbelievable worker, and tremendously talented and productive.**



## 2017 GAME-BY-GAME STATISTICS

Date	Opp	GP/S	Tot	Solo	Sk	Hur	PD	FF	FR	Snaps	Pct
Sep 10	at Was	W 1/0	2	2	0.0	1	0	0	0	26	41%
Sep 17	at KC	L 1/0	1	1	0.0	1	0	0	0	21	40%
Sep 24	NYG	W 1/0	0	0	0.0	0	0	0	0	26	38%
Oct 1	at LAC	W 1/0	3	2	0.0	0	0	0	1	24	42%
Oct 8	Ari	W 1/0	0	0	0.0	0	0	0	0	26	43%
Oct 12	at Car	W 1/0	2	0	0.5	1	0	0	0	39	48%
Oct 23	Was										
Oct 29	SF										
Nov 5	Den										
Nov 19	at Dal										
Nov 26	Chi										
Dec 3	at Sea										
Dec 10	at LAR										
Dec 17	at NYG										
Dec 25	Oak										
Dec 31	Dal										
<b>Totals</b>		<b>6/0</b>	<b>8</b>	<b>5</b>	<b>0.5</b>	<b>3</b>	<b>0</b>	<b>0</b>	<b>1</b>	<b>162</b>	<b>42%</b>

## COLLEGE HIGHLIGHTS (Continued)

- Earned first-team All-America honors from the *Associated Press* as a junior in 2016 after registering a career-high 13.0 sacks with 56 total tackles, 19 TFL, 16 hurries and 2 FFs
- Named second-team All-SEC by the *Associated Press* after starting all 13 games and leading the team with 10.0 sacks as a sophomore in 2015. Also finished 3rd on the Volunteers defense with 69 total tackles
- Named second-team All-SEC by the *Associated Press* as a freshman in 2014. Earned Freshman All-America honors by the *Football Writers Association of America* and was selected to the Freshman All-SEC team. Set true-freshman school records with 10.0 sacks and 20.5 TFL, while notching a career-high 72 total tackles

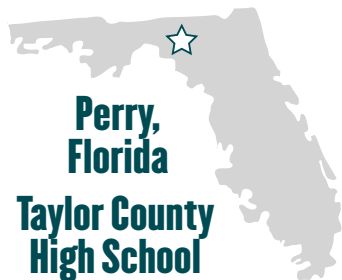
## TRANSACTIONS

- 2017**      Drafted by PHI in 1st round (14th overall)  
                  Signed 4-year contract

# RB LEGARRETTE BLOUNT 29




**6-0 | 250**  **8th Year**  
**BORN: Dec. 5, 1986 (Age 30)**



**Perry,  
Florida**

**Taylor County  
High School**



**Oregon**

**UDFA-10 by Tennessee**  
**Acquired: FA (NE) 2017**

## 18 RUSHING TDs IN A SINGLE SEASON

**NFL PLAYERS SINCE 2007**



**LEGARRETTE  
BLOUNT**  
2016



**ADRIAN  
PETERSON**  
2009



**DEANGELO  
WILLIAMS**  
2008



**LeGarrette Blount** signed a one-year contract with the Eagles on May 18, 2017, after leading the NFL with a career-high 18 rushing TDs with the Patriots in 2016. Originally signed by the Titans as an undrafted free agent in 2010, Blount has rushed 1,238 times for 5,512 yards (4.5 avg.) and 50 TDs in 106 career regular-season games (47 starts), while winning Super Bowls XLIX and LI with New England.

## RUSHING TOUCHDOWNS

**RUNNING BACKS SINCE 2010**

Marshawn Lynch	59
Adrian Peterson	59
LeSean McCoy	56
Arian Foster	51
<b>LeGarrette Blount</b>	<b>50</b>

## YARDS-PER-CARRY

**NFL PLAYERS IN 2017 (MIN. 50 ATTEMPTS)**

Alex Collins (Bal)	6.44
Kareem Hunt (KC)	5.94
<b>LeGarrette Blount (Phi)</b>	<b>5.57</b>

## CAREER HIGHLIGHTS

- Ranks 5th among NFL RBs with 50 rushing TDs since 2010, trailing only **Marshawn Lynch** (59), **Adrian Peterson** (59), **LeSean McCoy** (56) and **Arian Foster** (51) in that span
- Has registered 8 career rushing TDs in the postseason, trailing only **Marshawn Lynch** (9) among active NFL players

### 2017 - PHILADELPHIA EAGLES (6/4)

- Scored the first 2-point conversion of his career at Car. (10/12/17)
- Led the Eagles with 136 yards on 16 carries (8.5 avg.) and notched a 20-yard reception at LAC (10/1/17). The 136 yards marked the 5th-highest single-game total of his career (including playoffs) and the most rushing yards by an Eagle since **LeSean McCoy** recorded 159 yards on the ground at Dal. (11/27/14). In the 4th quarter, set up the Eagles final TD of the game with a 68-yard run to the Chargers' 3-yard line. The 68-yard carry was the 2nd-longest run of his career

# RB LEGARRETTE BLOUNT 29



## BLOUNT'S CAREER STATISTICS

Year	Team	GP/S	RUSHING					RECEIVING					OFF SNAPS		
			Att	Yds	Avg	Lg	TD	No	Yds	Avg	Lg	TD	TYS	No	Pct
2010	Tampa Bay	13/7	201	1007	5.0	53	6	5	14	2.8	7	0	1021	N/A	N/A
2011	Tampa Bay	14/14	184	781	4.2	54t	5	15	148	9.9	35	0	929	N/A	N/A
2012	Tampa Bay	13/0	41	151	3.7	35	2	1	2	2.0	2	0	153	92	9%
2013	New England	16/7	153	772	5.0	47t	7	2	38	19.0	32	0	810	286	24%
2014	Pittsburgh	11/0	65	266	4.1	50	2	6	36	6.0	13	0	302	128	12%
	New England	5/1	60	281	4.7	34	3	4	18	4.5	11	0	299	103	9%
	<b>Totals</b>	<b>16/1</b>	<b>125</b>	<b>547</b>	<b>4.4</b>	<b>50</b>	<b>5</b>	<b>10</b>	<b>54</b>	<b>5.4</b>	<b>13</b>	<b>0</b>	<b>601</b>	---	---
2015	New England	12/6	165	703	4.3	38t	6	6	43	7.2	14	1	746	305	27%
2016	New England	16/8	299	1161	3.9	44	18	7	38	5.4	16	0	1199	527	47%
2017	Philadelphia	6/4	70	390	5.6	68	1	3	21	7.0	20	1	411	133	31%
<b>Totals</b>		<b>106/47</b>	<b>1238</b>	<b>5512</b>	<b>4.5</b>	<b>68</b>	<b>50</b>	<b>49</b>	<b>358</b>	<b>7.3</b>	<b>35</b>	<b>2</b>	<b>5870</b>	---	---

## PLAYOFFS

2013	New England	2/1	29	172	5.9	73t	4	0	0	0.0	0	0	172	35	26%
2014	New England	3/0	47	189	4.0	22	3	0	0	0.0	0	0	189	80	36%
2016	New England	3/1	35	109	3.1	18	1	1	8	8.0	8	0	117	74	31%
<b>Totals</b>		<b>8/2</b>	<b>111</b>	<b>470</b>	<b>4.2</b>	<b>73t</b>	<b>8</b>	<b>1</b>	<b>8</b>	<b>8.0</b>	<b>8</b>	<b>0</b>	<b>478</b>	---	---

## ADDITIONAL CAREER STATISTICS

**Fumbles/Lost:** 16/10 - 2010 (4/3); 2011 (5/3); 2013 (3/2); 2014 (1/1); 2015 (1/0); 2016 (2/1)

**Kick Returns:** 22 for 597 yards (27.1 avg.) - 2013 (17 for 494 yards); 2014 (5 for 103 yards)

**2-Point Conversions:** 1 at Car. (10/12/17)



## CAREER HIGHS

<b>Rush Attempts</b>	30	1/18/15 vs. Ind. (AFC Champ.)
<b>Rushing Yards</b>	189	12/29/13 vs. Buf.
<b>Rushing Long</b>	73t	1/11/14 vs. Ind. (AFC Div.)
<b>Rushing TDs</b>	4	1/11/14 vs. Ind. (AFC Div.)
<b>Receptions</b>	3	4x, last: 10/2/16 vs. Buf.
<b>Receiving Yards</b>	56	11/27/11 at Ten.
<b>Receiving Long</b>	35	11/27/11 at Ten.
<b>Receiving TDs</b>	1	2x, last: 9/10/17 at Was.

## MULTI-TOUCHDOWN GAMES (12)

Date	Opponent	TDs
1/11/14	vs. Indianapolis Colts (AFC Div.) (W)	4
11/13/16	vs. Seattle Seahawks (L)	3
9/27/15	vs. Jacksonville Jaguars (W)	3
1/18/15	vs. Indianapolis Colts (AFC Champ.) (W)	3
12/24/16	vs. New York Jets (W)	2
10/23/16	at Pittsburgh Steelers (W)	2
9/22/16	vs. Houston Texans (W)	2
11/23/14	vs. Detroit Lions (W)	2
12/29/13	vs. Buffalo Bills (W)	2
12/22/13	at Baltimore Ravens (W)	2
9/18/11	at Minnesota Vikings (W)	2
10/31/10	at Arizona Cardinals (W)	2

## CAREER HIGHLIGHTS (Continued)

- Registered his first rushing TD as an Eagle in the team's Week 3 win vs. NYG (9/24/17). Carried 12 times for 67 yards (5.6 avg.)
- In his Eagles debut at Was. (9/10/17), recorded the second receiving TD of his career when he caught a 1-yard pass from QB **Carson Wentz** in the second quarter

### 2016 - NEW ENGLAND PATRIOTS (16/8, Playoffs: 3/1)

- Was a member of the Patriots' Super Bowl LI-winning team, when he posted career highs with 299 rush attempts for 1,161 yards (3.9 avg.) and an NFL-leading 18 TDs in 16 regular-season games (eight starts)

### 2015 - NEW ENGLAND PATRIOTS (12/6)

- Appeared in 12 regular-season contests (six starts) and rushed 165 times for 703 yards (4.3 avg.) and 6 TDs. Also caught 6 passes for 43 yards (7.2 avg.) and 1 TD
- Rushed for a team-high 78 yards on 18 carries, including 3 TDs, in the win vs. Jax. (9/27/15). His 3 rushing TDs tied for the 2nd-highest total in Patriots history
- Tallied 16 carries for 93 yards, including a season-long 38-yard TD, and caught an 11-yard TD pass at Ind. (10/18/15). Marked the first TD reception of his NFL career

### 2014 - PITTSBURGH & NEW ENGLAND (16/1, Playoffs: 3/0)

- Led the Patriots with 14 carries for 40 yards in the Super Bowl XLIX victory vs. Seattle (2/1/15)



# RB LEGARRETTE BLOUNT 29



## 2017 GAME-BY-GAME STATISTICS

Date	Opp	GP/S	RUSHING						RECEIVING					SNAPS		
			Att	Yds	Avg	Lg	TD	No	Yds	Avg	Lg	TD	TYS	No	Pct	
Sep 10	at Was	W	1/1	14	46	3.3	7	0	1	1	1.0	1t	1	47	23	34%
Sep 17	at KC	L	1/0	0	0	---	--	0	1	0	0.0	0	0	0	6	8%
Sep 24	NYG	W	1/1	12	67	5.6	20	1	0	0	---	--	0	67	22	29%
Oct 1	at LAC	W	1/0	16	136	8.5	68	0	1	20	20.0	20	0	156	26	33%
Oct 8	Ari	W	1/1	14	74	5.3	37	0	0	0	---	--	0	74	26	39%
Oct 12	at Car	W	1/1	14	67	4.8	18	0	0	0	---	--	0	67	30	48%
Oct 23	Was															
Oct 29	SF															
Nov 5	Den															
Nov 19	at Dal															
Nov 26	Chi															
Dec 3	at Sea															
Dec 10	at LAR															
Dec 17	at NYG															
Dec 25	Oak															
Dec 31	Dal															
<b>Totals</b>			<b>6/4</b>	<b>70</b>	<b>390</b>	<b>5.6</b>	<b>68</b>	<b>1</b>	<b>3</b>	<b>21</b>	<b>7.0</b>	<b>20</b>	<b>1</b>	<b>411</b>	<b>133</b>	<b>31%</b>

## 100+ YARD RUSHING GAMES (17)

Date	Opponent	Yards	Att	TDs
12/29/13	vs. Buffalo Bills (W)	189	24	2
1/11/14	vs. Indianapolis Colts (AFC Div.) (W)	166	24	4
12/26/10	vs. Seattle Seahawks (W)	164	18	0
1/18/15	vs. Indianapolis Colts (AFC Champ.) (W)	148	30	3
10/1/17	at Los Angeles Chargers (W)	136	16	0
11/8/15	vs. Washington Redskins (W)	129	29	1
10/3/11	vs. Indianapolis Colts (W)	127	25	1
10/23/16	at Pittsburgh Steelers (W)	127	24	2
11/20/16	at San Francisco 49ers (W)	124	19	0
9/18/16	vs. Miami Dolphins (W)	123	29	1
10/31/10	at Arizona Cardinals (W)	120	22	2
9/21/14	at Carolina Panthers (W)	118	10	1
12/19/10	vs. Detroit Lions (L)	110	15	1
11/20/11	at Green Bay Packers (L)	107	18	1
9/22/16	vs. Houston Texans (W)	105	24	2
12/5/10	vs. Atlanta Falcons (L)	103	20	1
11/27/11	at Tennessee Titans (L)	103	20	0

## CAREER HIGHLIGHTS (Continued)

- Became New England's all-time postseason rushing TD leader after carrying 30 times for 148 yards and 3 TDs in the AFC Championship win vs. Ind. (1/18/15)
- His 148 yards were the 3rd-highest rushing total in team playoff history, behind the 166 yards he had in the 2013 Divisional Playoff vs. Ind. (1/11/14) and **Curtis Martin's** 166-yard performance in a Divisional Playoff vs. Pit. (1/5/97)
- Played in 16 games (one start) between New England and Pittsburgh. Joined the Patriots on 11/20/14 and totaled 281 yards on 60 carries (4.7 avg.) and 3 TDs in five contests (one start). Appeared in 11 games with the Steelers, rushing 65 times for 266 yards (4.1 avg.) and 2 TDs

## 2013 - NEW ENGLAND PATRIOTS (16/7, Playoffs: 2/1)

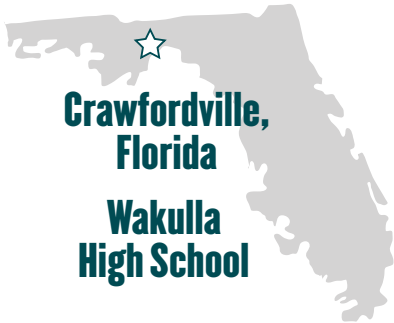
- Played all 16 regular-season games (seven starts) with the Patriots and finished 2nd on the team with 153 carries for 772 yards (5.0 avg.) rushing and a then-career-high 7 TDs
- Appeared in both playoff games (one start) and led the Patriots with 172 yards rushing on 29 carries (5.9 avg.) and 4 TDs. Also caught 2 passes for 38 yards
- Blount's 355 rushing yards in the regular-season finale (189 vs. Buffalo on 12/29/13) and Divisional Playoff (166 vs. Indianapolis on 1/11/14) was the highest consecutive game total in team history, besting **Curtis Martin** who rushed for 320 yards over a two-game stretch in 1997

- Rushed 24 times for 166 yards and scored 4 rushing TDs vs. Ind. (1/11/14), to set a Patriots franchise record for most rushing TDs in a game (regular season or playoffs), and tallied the 2nd-most rushing TDs in a playoff game in NFL history. Blount's 166 yards tied **Curtis Martin** for the most rushing yards in a playoff game in team history
- Named **AFC Offensive Player of the Week** after setting a new Patriots' single-game record with 334 all-purpose yards, gaining 189 yards from scrimmage and adding 145 return yards in the regular-season finale vs. Buf. (12/29/13). Added TD runs of 35 and 36 yards

# LB NIGEL BRADHAM 53



**6-2 | 241**  **6th Year**  
**BORN: Sept. 4, 1989 (Age 28)**



**Crawfordville,  
Florida**

**Wakulla  
High School**



**Florida State**  
**D4a-12 (105th overall)**  
**by Buffalo**  
**Acquired:**  
**FA (Buf) 2016**



**Nigel Bradham** led all Eagles LBs with 99 tackles and a career-high 7 TFL while tying for the team-lead with 2 FFs in his debut season with Philadelphia. Originally a 4th-round selection of the Buffalo Bills in the 2012 NFL Draft, Bradham (pronounced BRAD-em) has played in 79 career games (60 starts) and has compiled 380 tackles, 22.0 TFL, 20 PDs, 5.5 sacks, 4 FFs and 2 INTs.

## **MOST TACKLES** **EAGLES PLAYERS IN 2016**

Rodney McLeod	117
Malcolm Jenkins	114
<b>Nigel Bradham</b>	<b>99</b>
Jordan Hicks	95
Jalen Mills	67

## **THREE STEP DROP**

**First job: Stocked frozen foods in the dairy department at Winn-Dixie. "I quit after three days. It was too cold, man!"**

**Why he chose to attend Florida State: Despite having offers from virtually every Division I program, FSU was Bradham's "dream school." Bradham grew up watching Seminoles football**

**"Welcome to the NFL" moment: Having to hit former NFL fullback Vonta Leach his rookie year. "I was sore after that one."**

**Unique offseason training methods: Yoga**

**NFL players he looked up to growing up: Derrick Brooks & Ray Lewis**

**If he could play another sport, what position: First or third base for the Miami Marlins**

**Three favorite throwback jerseys: Deion Sanders, Atlanta Falcons; Derrick Brooks, Tampa Bay Buccaneers; Dick Butkus, Chicago Bears**

## **CAREER HIGHLIGHTS**

### **2017 - PHILADELPHIA EAGLES (6/6)**

- Combined for 10 tackles (7 solo), including 1.0 TFL, and added a career-high-tying 2 PDs in the 28-23 win at Car. (10/12/17)

### **2016 - PHILADELPHIA EAGLES (16/16)**

- Led all Eagles LBs with 99 tackles and a career-high 7 TFL while tying for the team-lead with 2 FFs. Also started a career-high 16 games and played 97% (990) of Philadelphia's defensive snaps
- Totaled a career-high 14 tackles in the 24-19 win vs. NYG (12/22/16)
- In the *Monday Night Football* victory at Chi. (9/19/16), intercepted Bears QB **Jay Cutler** in the third quarter and returned it 28 yards to Chicago's 2-yard line to set up a **Carson Wentz**-to-**Trey Burton** passing TD

# LB NIGEL BRADHAM 53



## BRADHAM'S CAREER STATISTICS

Year	Team	GP/S	TACKLES					PASS DEFENSE					FUMBLES			DEF SNAPS		ST	
			Total	Solo	Asst	TFL	Sacks	Int	Yds	Lg	TD	PD	Hur	FF	FR	Yds	No		Pct
2012	Buffalo	16/11	47	27	20	2.0	0.0	0	--	--	0	1	0	0	1	0	395	36%	10
2013	Buffalo	16/2	38	21	17	1.0	0.0	0	--	--	0	0	0	0	0	--	285	25%	13
2014	Buffalo	14/14	102	65	37	6.0	2.5	1	0	0	0	7	7	2	0	--	805	74%	1
2015	Buffalo	11/11	57	42	15	4.0	1.0	0	--	--	0	4	3	0	0	--	728	67%	1
2016	Philadelphia	16/16	99	67	32	7.0	2.0	1	28	28	0	5	2	2	1	0	990	97%	3
2017	Philadelphia	6/6	37	30	7	2.0	0.0	0	--	--	0	3	0	0	0	--	365	95%	0
<b>Totals</b>		<b>79/60</b>	<b>380</b>	<b>252</b>	<b>128</b>	<b>22.0</b>	<b>5.5</b>	<b>2</b>	<b>28</b>	<b>28</b>	<b>0</b>	<b>20</b>	<b>12</b>	<b>4</b>	<b>2</b>	<b>0</b>	<b>---</b>	<b>---</b>	<b>28</b>

## 2017 GAME-BY-GAME STATISTICS

Date	Opp	GP/S	Tot	Solo	Sk	Int	PD	FF	FR	Snaps	Pct
Sep 10	at Was	W 1/1	4	3	0.0	0	1	0	0	63	100%
Sep 17	at KC	L 1/1	4	2	0.0	0	0	0	0	53	100%
Sep 24	NYG	W 1/1	7	6	0.0	0	0	0	0	69	100%
Oct 1	at LAC	W 1/1	5	5	0.0	0	0	0	0	57	100%
Oct 8	Ari	W 1/1	7	7	0.0	0	0	0	0	45	75%
Oct 12	at Car	W 1/1	10	7	0.0	0	2	0	0	78	95%
Oct 23	Was										
Oct 29	SF										
Nov 5	Den										
Nov 19	at Dal										
Nov 26	Chi										
Dec 3	at Sea										
Dec 10	at LAR										
Dec 17	at NYG										
Dec 25	Oak										
Dec 31	Dal										
<b>Totals</b>		<b>6/6</b>	<b>37</b>	<b>30</b>	<b>0.0</b>	<b>0</b>	<b>3</b>	<b>0</b>	<b>0</b>	<b>365</b>	<b>95%</b>

## 2016 GAME-BY-GAME STATISTICS

Date	Opp	GP/S	Tot	Solo	Sk	Int	PD	FF	FR	Snaps	Pct
Sep 11	Cle	W 1/1	5	4	0.0	0	0	0	0	51	100%
Sep 19	at Chi	W 1/1	1	1	0.0	1	1	0	0	50	96%
Sep 25	Pit	W 1/1	4	4	0.0	0	0	0	0	56	93%
Oct 9	at Det	L 1/1	6	5	0.0	0	0	0	1	48	79%
Oct 16	at Was	L 1/1	9	2	0.0	0	1	0	0	74	100%
Oct 23	Min	W 1/1	8	6	1.0	0	1	0	0	76	100%
Oct 30	at Dal	L 1/1	7	5	0.0	0	0	0	0	77	99%
Nov 6	at NYG	L 1/1	7	5	0.0	0	1	0	0	64	100%
Nov 13	Atl	W 1/1	4	3	0.0	0	1	0	0	47	94%
Nov 20	at Sea	L 1/1	7	6	0.0	0	0	0	0	66	99%
Nov 28	GB	L 1/1	11	7	0.0	0	0	0	0	71	100%
Dec 4	at Cin	L 1/1	5	4	0.0	0	0	1	0	61	95%
Dec 11	Was	L 1/1	3	2	0.0	0	0	0	0	47	98%
Dec 18	at Bal	L 1/1	4	3	1.0	0	0	1	0	57	98%
Dec 22	NYG	W 1/1	14	9	0.0	0	0	0	0	89	100%
Jan 1	Dal	W 1/1	4	1	0.0	0	0	0	0	56	100%
<b>Totals</b>		<b>16/16</b>	<b>99</b>	<b>67</b>	<b>2.0</b>	<b>1</b>	<b>5</b>	<b>2</b>	<b>1</b>	<b>990</b>	<b>97%</b>

## CAREER HIGHS

<b>Total Tackles</b>	14	12/22/16 vs. NYG
<b>Solo Tackles</b>	10	10/26/14 at NYJ
<b>Sacks</b>	1.5	9/28/14 at Hou.
<b>INTs</b>	1	2x, last: 9/19/16 at Chi.
<b>PDs</b>	2	2x, last: 10/12/17 at Car.
<b>FFs</b>	1	4x, last: 12/18/16 at Bal.
<b>FRs</b>	1	2x, last: 10/9/16 at Det.

## CAREER HIGHLIGHTS (Continued)

### 2014 - BUFFALO BILLS (14/14)

- Set career highs in tackles (102), PDs (7), QB hurries (7), sacks (2.5) and FFs (2). Also recorded the first INT of his career when he picked off Texans QB **Ryan Fitzpatrick** at Hou. (9/28/14)

### 2013 - BUFFALO BILLS (16/2)

- Registered 38 tackles (21 solo). Also posted a career-high 13 special teams tackles

### 2012 - BUFFALO BILLS (16/11)

- Started the final 11 contests of his rookie season and posted 47 tackles (27 solo), 1 PD and 1 FR. Ranked 2nd among Bills players with 10 special teams tackles

## COLLEGE HIGHLIGHTS

- Appeared in 53 games (39 starts) at Florida State. During his four-year career, recorded 306 tackles (189 solo), 21.5 TFL and 9 sacks





# G BRANDON BROOKS 79



**6-5 | 335**  **6th Year**  
**BORN: Aug. 19, 1989 (Age 28)**

**Riverside University  
High School**

**Milwaukee, Wisconsin** 



**Miami (Ohio)**  
**D3b-12 (76th overall)**  
**by Houston**  
**Acquired: FA (Hou) 2016**

## THREE STEP DROP

**First jersey:**

**Ray Allen, Milwaukee Bucks**

**If he could be any superhero: Deadpool,  
The Flash, or Wolverine**

**First job: Worked on the grounds crew in  
college at Miami. Landscaped and poured  
concrete**

**Player he models his game after: Larry Allen**

**Best players he has faced: Geno Atkins and  
Ndamukong Suh**

**Hobbies: Golfing and reading**

**Favorite Halloween costume: The Black Ranger  
from Power Rangers**

**Three favorite throwback jerseys:  
Reggie White, Philadelphia Eagles, Satchel  
Paige, George Gervin**

**Favorite Philadelphia restaurant:  
Ralph's Italian Resturant**

**Favorite books: *Zero to One* by Peter Thiel,  
*Outliers* by Malcolm Gladwell, and *The Road  
to Character* by David Brooks**



Originally a third-round draft pick of the Houston Texans in 2012, **Brandon Brooks** signed a five-year contract with the Eagles as a free agent during the 2016 offseason and started 14 games in his first season in Philadelphia. Brooks spent the first four years of his career with the Texans and appeared in 53 games with 45 starts -- 44 at RG and 1 at LG -- including playoffs.

## BIRDSEED

- Attended Riverside University High School in Milwaukee, WI, where he played on both offense and defense. Was named a two-time team MVP and served as a captain as a senior, leading the team to an 11-2 record and an appearance in the state playoffs
- Also played basketball and baseball for the Tigers and threw the shotput
- His last touchdown came on a post-corner route as a junior TE in high school
- Son of Robert and Dorothy Brooks
- Earned his degree in psychology from Miami University (Ohio)

 [@bbrooks\\_79](https://twitter.com/bbrooks_79)

## CAREER HIGHLIGHTS

- Started 14 games at right guard in his first season with the Eagles (2016)
- In 2015, started 14 games for Houston, opening 13 contests at right guard 1 start at left guard. Also started the Texans' Wild Card game vs. KC (1/9/16)
- Opened 15 games for the Texans at right guard in 2014 and paved the way for the Texans ground game to accumulate 2,161 yards, the second-most rushing yards in a single season in franchise history and the fifth-highest total in the NFL that season. Was part of an offensive line that surrendered just 26 sacks, marking the fourth-best total in the NFL
- Became a full-time starter in 2013 and opened 15 contests for the Texans at right guard

# G BRANDON BROOKS 79



## HOMETOWN PRIDE

An avid fan of Wisconsin sports, Brandon's favorite teams growing up were the Green Bay Packers, Milwaukee Brewers and Milwaukee Bucks. His favorite athletes as a kid were Ray Allen, Sam Cassell, Brett Favre, Ahman Green and Glenn Robinson. The first jersey he ever owned was a Ray Allen Bucks jersey. If he could play another professional sport, he would want to be a pitcher for the Brewers.

## AN EARLY INFLUENCE

Brandon took up football at the age of 12 when he played tight end and middle linebacker for the Riverside Tigers. He cites his former neighbor, Jarrod Johnson, as the biggest influence on his football career. Johnson, a former offensive lineman himself, played with the San Diego Chargers, the Pittsburgh Steelers and the Sacramento Surge of the World League. The two still talk to this day.



## COLLEGE HIGHLIGHTS

- Started 41 of the 45 games he played for the Miami University (Ohio) RedHawks and was a three-time All-Mid-American Conference second-team selection
- Registered 287 knockdowns and 47 touchdown-resulting blocks, including 35 touchdown-resulting blocks on the Redhawks' 40 rushing touchdowns during his career
- Made the switch to right guard for his senior season (2011) and started all 12 games, earning an appearance in the East-West Shrine Game
- Missed the beginning of his junior season (2010) with an injury, but returned to start two games at left tackle and four games at left guard, helping the RedHawks go 6-0 in those contests. Despite the injury, earned All-MAC second-team honors for a second-consecutive season
- As a sophomore in 2009, earned second-team All-MAC honors after starting 12 games at left tackle and registering 12 touchdown-resulting blocks
- Was named the RedHawks Freshman of the Year as a redshirt freshman in 2008 after he started all 12 games at left guard and recorded 70 knockdowns

## TRANSACTIONS

- 2012** Drafted by HOU in 3rd round (76th overall)  
Signed 4-year contract
- 3/9/16** Agreed to terms with PHI on a 5-year contract

BROOKS' CAREER SERVICE						
			STARTS		OFF SNAPS	
Year	Team	GP/S	LG	RG	No	Pct
2012	Houston	6/0	0	0	110	10%
2013	Houston	15/15	0	15	1043	93%
2014	Houston	15/15	0	15	985	89%
2015	Houston	14/14	1	13	981	83%
2016	Philadelphia	14/14	0	14	991	87%
2017	Philadelphia	6/6	0	6	424	100%
<b>Totals</b>		<b>70/64</b>	<b>1</b>	<b>63</b>	---	---
PLAYOFFS						
2012	Houston	2/0	0	0	63	40%
2015	Houston	1/1	0	1	64	100%
<b>Totals</b>		<b>3/1</b>	<b>0</b>	<b>1</b>	---	---

# TE TREY BURTON 88



**6-3 | 235**  **4th Year**  
**BORN: Oct. 29, 1991 (Age 25)**



**Venice,  
 Florida**  
**Venice  
 High School**



**Florida**  
 Acquired: UDFA 2014

## SPECIAL TEAMS TACKLES

EAGLES PLAYERS IN 2015

19	Trey Burton
16	Chris Maragos
12	Najee Goode

## THREE STEP DROP

**Desired talent: Being in a church choir**

**If he wasn't in football, he would be:**  
**Financial advisor**

**If he could have one dinner guest: His  
 grandfather, John McClintock, who passed  
 away when he was in high school**

**Player he models his game after: James Casey**

**Best player he has lined up against:**  
**Jordan Hicks in practice**

**First jersey: Dan Marino, Miami Dolphins**

**Favorite Philadelphia restaurants:**  
**Mixto and Prime Stache**

**Favorite musicians: Lindsey Seals,  
 Lecrae and Andy Mineo**



A versatile threat in the collegiate ranks, **Trey Burton** originally signed with the Eagles as an undrafted free agent during the 2014 offseason. Burton has been a key member of the Eagles special teams units over the past four seasons, recording 36 special teams tackles, a blocked punt, blocked punt return TD, forced fumble, fumble recovery and onside kick recovery. In 2016, Burton registered career highs with 37 catches for 327 yards and also added his first career receiving TD.

## UNIVERSITY OF FLORIDA SINGLE-GAME RANKINGS

RUSHING TOUCHDOWNS

T. Burton (9/25/10 vs. Kentucky)	5
T. Tebow (11/10/07 at S. Carolina)	4
Four players tied	4

POINTS BY A NON-KICKER

T. Burton (9/25/10 vs. Kentucky)	36
T. Tebow (11/10/07 at S. Carolina)	30
Many players tied	24

## CAREER HIGHLIGHTS

2017 - PHILADELPHIA EAGLES (6/0)

- Caught his 2nd career TD on a 15-yard pass from **Carson Wentz** on the opening drive in the 34-7 win vs. Ari. (10/8/17)
- Recovered an Eagles onside kick by **Jake Elliott** with :05 remaining in the game at KC (9/17/17). Marked the team's first successful onside kick since 12/30/12 at NYG (**Alex Henery** kick recovered by **Brandon Hughes**)
- Notched the 2nd special teams fumble recovery of his NFL career on a muffed punt return by Redskins WR **Jamison Crowder** at Was. (9/10/17). The takeaway set up a TD drive that gave the Eagles a 13-0 lead in the second quarter

2016 - PHILADELPHIA EAGLES (15/4)

- Produced career highs in receptions (37), receiving yards (327) and offensive snaps played (331, 29%) in 2016



# TE TREY BURTON 88



BURTON'S CAREER STATISTICS										
Year	Team	GP/S	RECEIVING					OFF SNAPS		ST
			No	Yards	Avg	Lg	TD	No	Pct	
2014	Philadelphia	15/0	0	0	---	--	0	6	1%	7
2015	Philadelphia	16/0	3	54	18.0	43	0	63	5%	19
2016	Philadelphia	15/4	37	327	8.8	32	1	331	29%	7
2017	Philadelphia	6/0	6	42	7.0	15t	1	85	20%	3
<b>Totals</b>		<b>52/4</b>	<b>46</b>	<b>423</b>	<b>9.2</b>	<b>43</b>	<b>2</b>	<b>---</b>	<b>---</b>	<b>36</b>



## ADDITIONAL CAREER STATISTICS

**Special Teams TDs:** 27-yard blocked punt return on 12/28/14 at NYG  
**Special Teams FF:** 1 - 2016 (1) **Special Teams FR:** 2 - 2017 (1); 2016 (1)  
**Blocked punt:** 9/28/14 at SF **Onside Kick Recovery:** 9/17/17 at KC  
**Rushing:** 5 attempts for 10 yards in 2014

*Former Eagles LB and Special Teams Pro Bowler Ike Reese on Trey Burton's versatility*

Trey brings you the rare combination of a special teams player: He brings you the speed, he has the agility, he plays with the aggressiveness and he has the athletic ability. That's what you want out of your special teams players.



## CAREER HIGHLIGHTS (Continued)

- Forced the first fumble of his career when he stripped the ball loose from Ravens KR **Chris Moore** on a kick return in the second quarter at Bal. (12/18/16)
- Made his first-career NFL start at Was. (10/16/16)
- Hauled in his first-career TD off a 2-yard pass from QB **Carson Wentz** in the third quarter at Chi. (9/19/16). Totaled career highs with 5 receptions for 49 yards

### 2015 - PHILADELPHIA EAGLES (16/0)

- Finished the 2015 season with a team-high 19 special teams tackles, which is tied for the highest total by an Eagle in the regular season since 2009
- Notched the first 2 receptions of his NFL career at Det. (11/26/15), including a 43-yarder in the first quarter
- Earned a spot on the 2014 **PFWA All-Rookie team** as a special teams player. Had 7 special teams tackles

## CHARITABLE INTERESTS

As the son of a single mother, Burton hopes to get involved in charities that focus on helping children who grow up without fathers in their lives.

## HIGH SCHOOL STANDOUT

As a senior at Venice (FL) High School in 2009, Burton threw for 1,876 yards, 18 TDs and 1 INT and rushed for 821 yards and 22 TDs, earning FSWA 5A All-State First-Team honors. Burton also garnered all-state honors after passing for 1,399 yards and 12 TDs and recording 919 yards and 24 TDs on the ground. Burton also played basketball and ran track at Venice HS.

## PHILLY APPRECIATION

Burton has a great appreciation for Philadelphia's history and enjoys exploring the city in his free time. "I was never exposed to anything like this when I was growing up."

## BIRDSEED

Burton is the son of Cindy Burton and has two brothers, Clay Burton (who played collegiately at Florida and went to training camp with the Buffalo Bills in 2015) and Jake MacFarland. Burton and his wife, Yesenia, have three children. Burton graduated from Florida with a bachelor's degree in family, youth and community science.





## 2017 GAME-BY-GAME STATISTICS

Date	Opp	GP/S	Rec	Yds	Avg	Lg	TD	Snaps	Pct	
Sep 10	at Was	W	1/0	0	0	---	--	0	14	21%
Sep 17	at KC	L	1/0	1	10	10.0	10	0	14	19%
Sep 24	NYG	W	1/0	2	7	3.5	8	0	19	25%
Oct 1	at LAC	W	1/0	0	0	---	--	0	9	11%
Oct 8	Ari	W	1/0	2	16	8.0	15t	1	16	24%
Oct 12	at Car	W	1/0	1	9	9.0	9	0	13	21%
Oct 23	Was									
Oct 29	SF									
Nov 5	Den									
Nov 19	at Dal									
Nov 26	Chi									
Dec 3	at Sea									
Dec 10	at LAR									
Dec 17	at NYG									
Dec 25	Oak									
Dec 31	Dal									
<b>Totals</b>			<b>6/0</b>	<b>6</b>	<b>42</b>	<b>7.0</b>	<b>15t</b>	<b>1</b>	<b>85</b>	<b>20%</b>

## 2016 GAME-BY-GAME STATISTICS

Date	Opp	GP/S	Rec	Yds	Avg	Lg	TD	Snaps	Pct	
Sep 11	Cle	W	0/0	INACTIVE (CALF)						
Sep 19	at Chi	W	1/0	5	49	9.8	14	1	31	43%
Sep 25	Pit	W	1/0	2	19	9.5	16	0	33	51%
Oct 9	at Det	L	1/0	1	5	5.0	5	0	11	18%
Oct 16	at Was	L	1/1	1	7	7.0	7	0	9	17%
Oct 23	Min	W	1/0	0	0	0.0	0	0	13	22%
Oct 30	at Dal	L	1/0	1	6	6.0	6	0	12	15%
Nov 6	at NYG	L	1/0	3	55	18.3	32	0	17	23%
Nov 13	Atl	W	1/0	0	0	0.0	0	0	9	11%
Nov 20	at Sea	L	1/1	1	14	14.0	14	0	7	9%
Nov 28	GB	L	1/1	3	10	3.3	9	0	19	32%
Dec 4	at Cin	L	1/0	5	53	10.6	15	0	53	66%
Dec 11	Was	L	1/0	7	65	9.3	16	0	37	47%
Dec 18	at Bal	L	1/1	2	2	1.0	1	0	22	25%
Dec 22	NYG	W	1/0	1	3	3.0	3	0	16	29%
Jan 1	Dal	W	1/0	5	39	7.8	12	0	42	55%
<b>Totals</b>			<b>15/4</b>	<b>37</b>	<b>327</b>	<b>8.8</b>	<b>32</b>	<b>1</b>	<b>331</b>	<b>29%</b>

## CAREER HIGHLIGHTS (Continued)

### 2014 - PHILADELPHIA EAGLES (15/0)

- Returned a blocked punt for 27 yards for the first TD of his career at NYG (12/28/14)
- Filled in at running back for an injured **Darren Sproles** vs. NYG (10/12/14) and rushed 5 times for 10 yards
- Blocked an **Andy Lee** punt in the end zone at SF (9/28/14) that was recovered for a TD by teammate **Brad Smith**. It was the first blocked punt for a TD by the Eagles since 1992

## COLLEGE HIGHLIGHTS

- Appeared in 50 games (29 starts) during his collegiate tenure, finishing his career with 720 rushing yards and 141 TDs on 141 carries and 107 catches for 976 yards and 4 TDs
- As a senior captain in 2013, tallied 38 receptions for 445 yards and 1 TD as a full-time wide receiver
- Appeared in 12 games (four starts) as a junior, registering 190 yards and 2 TDs on 29 carries and 18 catches for 172 yards and 1 TD
- Joined Chris Rainey as the only Gators to score both a rushing and receiving TD in the same game as a sophomore in 2010. Finished the season with 19 catches for 149 yards and one TD, while adding 125 yards and 3 TDs on 37 carries

## FATHER FIGURES

Burton claims the biggest influences on his life were a trio of mentors: his late grandfather, John McClintock, and two of his high school coaches, John Peacock and Larry Shannon.

"They kept me going in the right direction. I didn't have a father growing up, so they were my father figures through high school. If I ever needed anything or need anything to this day, I can always go to them and ask for anything."

## CAREER HIGHS

<b>Receptions</b>	7	12/11/16 vs. Was.
<b>Receiving Yards</b>	65	12/11/16 vs. Was.
<b>Receiving Long</b>	43	11/26/15 at Det.
<b>Receiving TDs</b>	1	2x, last: 10/8/17 vs. Ari.



## NFL FAMILY TREE

Burton's grandfather, Lawrence Burton, was the 7th-overall pick in the 1975 NFL Draft and also sprinted for Team USA in the 1972 Summer Olympics in Munich.

Lawrence split time with new Orleans and San Diego during a five-year NFL career, hauling in 44 catches for 804 yards and 7 TDs. Additionally, he placed 4th for the United States in Munich in the 200-meter final.

# TE BRENT CELEK 87



**6-4 | 255**  **11th Year**  
**BORN: Jan. 25, 1985 (Age 32)**



**Cincinnati,  
Ohio**

**La Salle  
High School**



**Cincinnati**

**D5b-07 (162nd overall)  
by Philadelphia**

## LONGEST-TENURED PRO ATHLETES IN PHILADELPHIA

ACTIVE PLAYERS (MLB, NBA, NFL, NHL)



**BRENT  
CELEK**  
SEPT. 2007



**CLAUDE  
GIROUX**  
FEB. 2008



**JASON  
PETERS**  
SEPT. 2009

## THREE STEP DROP

**Favorite businessperson: Elon Musk**

**First job: A janitor in his uncle's  
motorcycle shop**

**Bucket list: Driving in a NASCAR race**

**First jerseys: Charles Woodson, Michigan;  
Jerome Bettis, Pittsburgh Steelers**

**Favorite TV show: Nature  
documentaries narrated by  
David Attenborough**

**Favorite musician: Guordan Banks**



One of the toughest and most reliable players in team history, **Brent Celek** does it all from the TE position. He is a big target in the passing game, a relentless blocker and an unquestioned leader on the squad. Despite not being invited to the NFL Scouting Combine, Celek went on to become a 5th-round pick (162nd overall) in 2007 and developed into one of the most productive Eagles TEs ever. Celek has also ingrained himself within the community with his philanthropic work and business acumen. After inking a new deal in 2016, Celek is signed through 2018.

## MOST RECEPTIONS

EAGLES HISTORY



**HAROLD  
CARMICHAEL**  
**589**



**PETE  
RETLAFF**  
**452**



**BRIAN  
WESTBROOK**  
**426**



**BRENT  
CELEK**  
**386**



**PETE  
PIHOS**  
**373**

## CAREER HIGHLIGHTS

- Has produced the 4th-most catches (387) in franchise history, trailing only **Harold Carmichael** (589 from 1971-83), **Pete Retzlaff** (452 from 1956-66) and **Brian Westbrook** (426 from 2002-09)
- Ranks 8th in Eagles history with 4,879 receiving yards, behind **Harold Carmichael** (8,978 from 1971-83), **Pete Retzlaff** (7,412 from 1956-66), **Mike Quick** (6,464 from 1982-90), **DeSean Jackson** (6,117 from 2008-13), **Pete Pihos** (5,619 from 1947-55), **Tommy McDonald** (5,499 from 1957-63) and **Bobby Walston** (5,363 from 1951-62)

### 2015 - PHILADELPHIA EAGLES (16/13)

- Recorded the 30th receiving TD of his NFL career at Det. (11/26/15)





CELEK'S CAREER STATISTICS										
			RECEIVING					OFF SNAPS		
Year	Team	GP/S	No	Yards	Avg	Lg	TD	No	Pct	
2007	Philadelphia	16/4	16	178	11.1	29	1	N/A	N/A	
2008	Philadelphia	16/7	27	318	11.8	44	1	N/A	N/A	
2009	Philadelphia	16/15	76	971	12.8	47t	8	N/A	N/A	
2010	Philadelphia	16/15	42	511	12.2	65t	4	N/A	N/A	
2011	Philadelphia	16/16	62	811	13.1	73	5	N/A	N/A	
2012	Philadelphia	15/14	57	684	12.0	34	1	862	76%	
2013	Philadelphia	16/15	32	502	15.7	42	6	845	77%	
2014	Philadelphia	16/15	32	340	10.6	37	1	815	69%	
2015	Philadelphia	16/13	27	398	14.7	60	3	603	52%	
2016	Philadelphia	16/8	14	155	11.1	24	0	439	39%	
2017	Philadelphia	6/4	2	16	8.0	11	0	146	34%	
<b>Totals</b>		<b>165/126</b>	<b>387</b>	<b>4884</b>	<b>12.6</b>	<b>73</b>	<b>30</b>	---	---	
PLAYOFFS										
2008	Philadelphia	3/3	19	151	7.9	31t	3	N/A	N/A	
2009	Philadelphia	1/1	3	59	19.7	26	0	N/A	N/A	
2010	Philadelphia	1/1	2	25	12.5	16	0	N/A	N/A	
2013	Philadelphia	1/1	2	16	8.0	24	0	41	71%	
<b>Totals</b>		<b>6/6</b>	<b>26</b>	<b>251</b>	<b>9.7</b>	<b>31t</b>	<b>3</b>	---	---	
ADDITIONAL CAREER STATISTICS										
<b>Fumbles/Lost:</b> (5/3) - 2012 (1/1); 2013 (1/1); 2014 (1/1); 2015 (1/0); 2016 (1/0) <b>Fumble Recoveries:</b> (4) - 2007 (1); 2015 (2); 2016 (1)										
<b>Kick Returns:</b> 2-20, 10.0 avg. - 2010 (1-12); 2017 (1-8)										



CAREER HIGHS		
Receptions	10	12/28/10 vs. Min.
Receiving Yards	157	9/16/12 vs. Bal.
Receiving Long	73	12/18/11 vs. NYJ
Receiving TDs	1	30x, last: 11/26/15 at Det.

## CAREER HIGHLIGHTS (Continued)

- Posted 134 yards on 4 catches, including a 60-yard grab from **Sam Bradford** vs. Mia. (11/15/15). His 33.5 yards per reception were the most by an NFL TE since **M.L. Harris** (37.0) at NYJ on 9/16/84 (min. 4 receptions)

### 2013 - PHILADELPHIA EAGLES (16/15, Playoffs: 1/1)

- Hauled in a 1-yard TD from **Nick Foles** vs. Ari. (12/1/13), moving past **Chad Lewis** (23 from 1997-2005) for the 2nd-most TDs ever by an Eagles TE, trailing only **Pete Retzlaff** (47 from 1956-66)

### 2012 - PHILADELPHIA EAGLES (15/14)

- Totaled 157 receiving yards at Bal. (9/16/12), which is the 2nd-most yards ever by a TE in single-game franchise history, behind **Pete Retzlaff's** 204-yard effort against the Redskins on 11/14/65

### 2011 - PHILADELPHIA EAGLES (16/16)

- Tied **Jeremy Maclin** for the team's most receiving TDs (5) while ranking 2nd in receptions (62) and 3rd in receiving yards (811). Celek (811), Maclin (859) and **DeSean Jackson** (961) became the first trio in Eagles history to each post 800+ receiving yards in the same season

### 2010 - PHILADELPHIA EAGLES (16/15, Playoffs: 1/1)

- Set a regular-season career high with 10 catches for a season-high 97 yards vs. Min. (12/28/10)

### 2009 - PHILADELPHIA EAGLES (16/15, Playoffs: 1/1)

- Setting career highs with 76 receptions, 971 yards and 8 TDs. Among TEs in franchise history, only **Pete Retzlaff** (1,190 yards and 10 TDs in 1965) has recorded more receiving yards and TDs in a single season

## BUSINESS INTERESTS

Celek acquired his desire to invest and research business ventures during his college classes at Cincinnati. "I would often get bored in class and sometimes just log onto the internet during class to research companies." Not much has changed today as Celek uses Flip Board to keep up with all the latest news and trends in business, style, entrepreneurship, architecture and design.


## 40 UNDER 40

In 2014, Celek became the first NFL player to ever be named to *Philadelphia Business Journal's* "40 under 40" for his success in his multiple business ventures.



## TAKE FLIGHT FOUNDATION

Founded in 2010, Celek's Take Flight Foundation has a primary goal of providing seriously ill and physically-challenged children throughout Greater Philadelphia with daily support and life-changing experiences. For more information on Celek's foundation, visit [brentcelek.org](http://brentcelek.org).



## MAD MONEY

A friend of die-hard Eagles fan and CSNBC's *Mad Money* host Jim Cramer, the two met for the first time for dinner in 2009 and have regularly talked about football and finance ever since.





ESPN analyst Jon Gruden on Brent Celek's approach to the game

“ I love players that sacrifice their personal statistics for the team, and Celek leads the Eagles in that category. ”

100+ YARD GAMES (8)				
Date	Opponent	Yards	Rec	TDs
9/16/12	vs. Baltimore Ravens (W, 24-23)	157	8	0
12/18/11	vs. New York Jets (W, 45-19)	156	5	1
11/15/15	vs. Miami Dolphins (L, 19-20)	134	4	0
11/2/08	at Seattle Seahawks (W, 26-7)	131	6	0
12/27/09	vs. Denver Broncos (W, 30-27)	121	4	1
11/10/14	vs. Carolina Panthers (W, 45-21)	116	5	0
9/27/09	vs. Kansas City Chiefs (W, 34-14)	104	8	1
9/20/09	vs. New Orleans Saints (L, 22-48)	104	8	0

2017 GAME-BY-GAME STATISTICS										
Date	Opp	GP/S	Rec	Yds	Avg	Lg	TD	Snaps	Pct	
Sep 10	at Was	W	1/1	1	11	11.0	11	0	25	37%
Sep 17	at KC	L	1/1	0	0	---	--	0	17	24%
Sep 24	NYG	W	1/1	0	0	---	--	0	20	26%
Oct 1	at LAC	W	1/1	0	0	---	--	0	34	43%
Oct 8	Ari	W	1/0	1	5	5.0	5	0	26	39%
Oct 12	at Car	W	1/0	0	0	---	--	0	24	39%
Oct 23	Was									
Oct 29	SF									
Nov 5	Den									
Nov 19	at Dal									
Nov 26	Chi									
Dec 3	at Sea									
Dec 10	at LAR									
Dec 17	at NYG									
Dec 25	Oak									
Dec 31	Dal									
<b>Totals</b>			<b>6/4</b>	<b>2</b>	<b>16</b>	<b>8.0</b>	<b>11</b>	<b>0</b>	<b>146</b>	<b>34%</b>

## CAREER HIGHLIGHTS (Continued)

- Celek (24 years old), **DeSean Jackson** (23) and **Jeremy Maclin** (21) became the first trio of teammates age 24-or-younger in NFL history to each post 50+ catches, 750+ yards and 4+ TDs in a single season in 2009
- Notched two straight 100+ yard receiving games (104 vs. NO - 9/20/09; 104 vs. KC - 9/27/09), becoming the first Eagles TE to accomplish the feat since **Pete Retzlaff** in 1965
- Along with **DeSean Jackson**, became the first Eagles duo to each eclipse 100+ receiving yards in two consecutive games (9/20/09 vs. NO; 9/27/09 vs. KC) since **Pete Pihos** and **Bobby Walston** in 1953 (11/8/53 vs. NYG; 11/15/53 vs. Bal.)

## 2008 - PHILADELPHIA EAGLES (16/7, Playoffs: 3/3)

- Set an Eagles playoff record with 10 catches for 83 yards and 2 TDs in the NFC Championship game at Ari. (1/18/09). His 2 TDs tied a team postseason record held by **Chad Lewis**, **Fred Barnett** and **Harold Carmichael**



## FUEL TO THE FIRE

Celek admits getting snubbed for the combine in 2007 was a huge motivating factor for him. "It ticked me off, to be honest. I thought I would be drafted higher, but it just lit a fire under me that I will always carry."

## BRENT'S NO. 1 FAN

Celek's No. 1 fan is his grandfather, Ed, and vice versa. "We've been very close from when he was little on up," Ed said. Brent gave his grandfather the ball from his first TD in 2007.

## 'THE BUS'

Celek tries to model his game after one of the all-time great running backs: Hall of Famer Jerome Bettis. "I grew up watching Jerome Bettis and loved the way he played. He was a beast, the first guy never took him down. When I have the ball in my hands, I try to be like him. That's my mindset."

## BIRDSEED

Celek and his wife, Celeste, reside in Philadelphia. His parents, Steve and Debbie, own three hair salons and spas in Cincinnati named Paragon Salon. Celek has two younger brothers: Garrett, who is a tight end for the San Francisco 49ers, and Tyler. He also has two younger sisters: Stephanie and Mackenzie.

Celek was a two-time all-district and all-league selection at La Salle High School (Cincinnati, OH) who also lettered in track and field, participating in the shotput and discus events. Celek began playing football in the 2nd grade as a fullback for Our Lady of Visitation (Cincinnati, OH).

Celek grew up a fan of the Cincinnati Bengals as his family owned 10 season tickets. His favorite Bengal of all time is Boomer Esiason. He also enjoyed watching Notre Dame football.

# RB COREY CLEMENT 30



**5-10 | 220** **Rookie**  
**BORN: Nov. 2, 1994 (Age 22)**

**Glassboro,  
New Jersey**

**Glassboro  
High School**



**Wisconsin**

Acquired: UDFA 2017

**3,902 • 36**

Clement rushed for **3,902 yards** during his four-year career at Wisconsin and produced the **9th-most rushing TDs (36)** in school history.

## BIRDSEED

- Is the son of Latanya and Steve Clement. Interned at Merrill Lynch during the summer of 2016. Majored in life sciences communication at the University of Wisconsin
- Prepped at Glassboro HS (Glassboro, NJ), where he was coached by Mark Maccarone. Selected to the Semper Fidelis All-American Bowl after finishing his high school career with an outstanding 6,245 rushing yards, 34 rushing TDs and 90 total TDs
- Earned first-team all-state honors after rushing for 2,323 yards and 33 TDs while also recording 47 tackles and 8.0 sacks as a senior. Set the New Jersey state record with 479 yards against Gloucester City. Ran for 2,510 yards and 36 total TDs as a junior. Tallied 1,205 rushing yards and 15 TDs as a sophomore



Corey Clement signed with the Eagles as an undrafted free agent during the 2017 offseason and was the only undrafted rookie to make the Eagles opening-day, 53-man roster. Clement spent four years at Wisconsin and was a member of the winningest senior class in Badgers history (41-13, .759). He amassed 3,092 rushing yards and finished 8th all-time in career rushing average (5.4) and 9th in career rushing TDs (36). As a senior in 2016, Clement produced career highs in attempts (314), rushing yards (1,375) and rushing TDs (15) en route to first-team All-Big Ten honors from the league's coaches.

## BIG TEN IN 2016

### RUSHING YARDS

Justin Jackson (NW)	1,524
Saquon Barkley (PSU)	1,496
<b>Corey Clement (Wis.)</b>	<b>1,375</b>

### RUSHING TOUCHDOWNS

Saquon Barkley (PSU)	18
Rodney Smith (Minn.)	16
<b>Corey Clement (Wis.)</b>	<b>15</b>
Justin Jackson (NW)	15

## SPECIAL TEAMS TACKLES

### EAGLES PLAYERS IN 2017

Kamu Grugier-Hill	6
Chris Maragos	6
<b>Corey Clement</b>	<b>5</b>

## CAREER HIGHLIGHTS

### 2017 - PHILADELPHIA EAGLES (6/0)

- Ranks 3rd on the team in special teams tackles (5)
- Logged career highs in carries (10) and rushing yards (30) in the team's Week 4 win at LAC (10/1/17)
- Received his first NFL carries in the team's Week 3 win vs. NYG (9/24/17) and scored the first TD of his career on a 15-yard run in the 4th quarter. His score tied the game at 21-21 with less than 6 minutes remaining in regulation
- Led the Eagles with a team-high 2 special teams tackles in his NFL debut at Was. (9/10/17)



# RB COREY CLEMENT 30



CLEMENT'S CAREER STATISTICS																
			RUSHING					RECEIVING					OFF SNAPS			ST
Year	Team	GP/S	Att	Yds	Avg	Lg	TD	No	Yds	Avg	Lg	TD	TYS	No	Pct	T
2017	Philadelphia	6/0	25	71	2.8	15t	1	1	22	22.0	22	0	93	60	14%	5
<b>Totals</b>		<b>6/0</b>	<b>25</b>	<b>71</b>	<b>2.8</b>	<b>15t</b>	<b>1</b>	<b>1</b>	<b>22</b>	<b>22.0</b>	<b>22</b>	<b>0</b>	<b>93</b>	<b>---</b>	<b>---</b>	<b>5</b>

## COLLEGE HIGHLIGHTS

- A member of the winningest senior class in Wisconsin history (41-13, .759). Rushed for 3,092 yards and 36 TDs on 576 attempts (5.4 avg.) while adding 29 catches for 279 yards and 2 TDs in 43 career games (15 starts)
- Finished 8th in school history in career rushing average and 9th in career rushing TDs
- Earned first-team All-Big Ten honors from the league's coaches after recording career highs with 314 carries for 1,375 yards (4.3 avg.) and 15 TDs in 13 games (all starts) as a senior in 2016. Tallied eight 100+ yard rushing games, including five straight to end the season. Rushed for a career-high-tying 164 yards vs. Ohio State (10/15/16) and vs. Penn State (12/3/16)
- Played in all 14 games (one start) as a sophomore in 2014, rushing 147 times for 949 yards (6.5 avg.) and 9 TDs. Combined with **Melvin Gordon** (2,587 yards) to set the single-season FBS record for rushing yards by teammates at 3,536 yards (breaking the record of 3,053 set by Gordon and **James White** in 2013). Registered a career-high 164 yards vs. Illinois (11/11/14)

CAREER HIGHS		
<b>Rush Attempts</b>	10	10/1/17 at LAC
<b>Rushing Yards</b>	30	10/1/17 at LAC
<b>Rushing Long</b>	15t	9/24/17 vs. NYG
<b>Rushing TDs</b>	1	9/24/17 vs. NYG
<b>Receptions</b>	1	10/8/17 vs. Ari.
<b>Receiving Yards</b>	22	10/8/17 vs. Ari.
<b>Receiving Long</b>	22	10/8/17 vs. Ari.



## TRANSACTIONS

**2017** Signed by PHI as undrafted free agent

2017 GAME-BY-GAME STATISTICS																
			RUSHING					RECEIVING					SNAPS			
Date	Opp	GP/S	Att	Yds	Avg	Lg	TD	No	Yds	Avg	Lg	TD	TYS	No	Pct	
Sep 10	at Was	W	1/0	0	0	--	--	0	0	--	--	0	0	0	0%	
Sep 17	at KC	L	1/0	0	0	--	--	0	0	--	--	0	0	1	1%	
Sep 24	NYG	W	1/0	6	22	3.7	15t	1	0	0	--	--	0	22	8	4%
Oct 1	at LAC	W	1/0	10	30	3.0	10	0	0	0	--	--	0	30	19	24%
Oct 8	Ari	W	1/0	7	17	2.4	6	0	1	22	22.0	22	0	39	23	34%
Oct 12	at Car	W	1/0	2	2	1.0	3	0	0	0	--	--	0	2	10	16%
Oct 23	Was															
Oct 29	SF															
Nov 5	Den															
Nov 19	at Dal															
Nov 26	Chi															
Dec 3	at Sea															
Dec 10	at LAR															
Dec 17	at NYG															
Dec 25	Oak															
Dec 31	Dal															
<b>Totals</b>		<b>6/0</b>	<b>25</b>	<b>71</b>	<b>2.8</b>	<b>15t</b>	<b>1</b>	<b>1</b>	<b>22</b>	<b>22.0</b>	<b>22</b>	<b>0</b>	<b>93</b>	<b>60</b>	<b>14%</b>	

# DT FLETCHER COX 91



**6-4 | 310**  **6th Year**  
**BORN: Dec. 13, 1990 (Age 26)**

**Yazoo City,  
Mississippi**



**Yazoo City  
High School**



**Mississippi State**  
**D1-12 (12th overall)**  
**by Philadelphia**

## MOST SACKS

NFL DEFENSIVE TACKLES SINCE 2015

Geno Atkins	24.0
Aaron Donald	21.0
Kawann Short	20.0
<b>Fletcher Cox</b>	<b>18.5</b>
Gerald McCoy	17.5

## THREE STEP DROP

Nickname: **Bug Eye**

Favorite meal: **Mom's baked beans,  
mac and cheese, grilled chicken  
and pork chops**

Best player he has ever faced:  
**Cowboys T Tyron Smith**

If he could play another sport,  
what position: **First baseman,  
New York Yankees**

First jersey owned: **LaDanian  
Tomlinson, San Diego Chargers**

Three favorite throwback jerseys:  
**Michael Jordan, Chicago Bulls;  
Ronnie Lott, San Francisco 49ers;  
Ken Griffey Jr., Cincinnati Reds**



**AP**  
2014

**AP**  
2015

**PRO BOWL**  
2016

**PRO BOWL**  
2017

A powerful and disruptive force, **Fletcher Cox** has established himself as one of the league's best defensive players after Philadelphia traded up three spots in the 2012 NFL Draft to take him with the 12th-overall selection. The two-time Pro Bowl honoree, who ranks 4th all-time among Eagles interior linemen with 31 career sacks, signed a six-year contract on June 16, 2016.

## CAREER HIGHLIGHTS

- Both of his NFL TDs have occurred on opening weekend. Notched his first career TD in the 2014 season opener when he returned a fumble 17 yards vs. Jax. (9/7/14). Found the end zone again in the first game of 2017 when he returned a **Kirk Cousins** fumble 20 yards in the fourth quarter to seal an Eagles win
- His 31.0 sacks rank 4th all-time among Eagles interior defensive linemen, trailing only **Andy Harmon** (39.5 from 1991-97), **Ken Clarke** (32.5 from 1978-87) and **Corey Simon** (32.0 from 2000-04)
- Ranks 4th among NFL defensive tackles with 18.5 sacks since 2015, behind **Geno Atkins** (24.0), **Aaron Donald** (21.0) and Kawann Short (20.0)

## CAREER SACKS

ALL-TIME EAGLES INTERIOR DL



**ANDY  
HARMON**  
39.5



**KEN  
CLARKE**  
32.5



**COREY  
SIMON**  
32.0



**FLETCHER  
COX**  
31.0



**JEROME  
BROWN**  
29.5



## COX'S CAREER STATISTICS

Year	Team	GP/S	TACKLES					PASS DEFENSE						FUMBLES			DEF SNAPS	
			Total	Solo	Asst	TFL	Sacks	Int	Yds	Lg	TD	PD	Hur	FF	FR	Yds	No	Pct
2012	Philadelphia	15/9	65	46	19	7.0	5.5	0	0	--	0	2	24	0	0	0	509	49%
2013	Philadelphia	16/16	66	44	22	1.0	3.0	0	0	--	0	3	21	0	1	3	882	73%
2014	Philadelphia	16/16	70	59	11	7.0	4.0	0	0	--	0	0	14	1	3	21	921	80%
2015	Philadelphia	16/16	104	80	24	16.5	9.5	0	0	--	0	0	32	3	2	0	983	81%
2016	Philadelphia	16/16	53	34	19	10.0	6.5	0	0	--	0	4	21	1	1	0	773	76%
2017	Philadelphia	4/4	7	4	3	1.0	2.5	0	0	--	0	1	3	1	1	20	169	44%
<b>Totals</b>		<b>83/77</b>	<b>365</b>	<b>267</b>	<b>98</b>	<b>42.5</b>	<b>31.0</b>	<b>0</b>	<b>0</b>	<b>--</b>	<b>0</b>	<b>10</b>	<b>115</b>	<b>6</b>	<b>8</b>	<b>44</b>	<b>---</b>	<b>---</b>

PLAYOFFS																		
2013	Philadelphia	1/1	3	3	0	0.0	0.0	0	0	--	0	0	0	0	0	0	61	85%
<b>Totals</b>		<b>1/1</b>	<b>3</b>	<b>3</b>	<b>0</b>	<b>0.0</b>	<b>0.0</b>	<b>0</b>	<b>0</b>	<b>--</b>	<b>0</b>	<b>0</b>	<b>0</b>	<b>0</b>	<b>0</b>	<b>0</b>	<b>---</b>	<b>---</b>

## CAREER HIGHLIGHTS (Continued)

### 2017 - PHILADELPHIA EAGLES (4/4)

- After missing two games with a calf injury, returned to action in Week 6 at Car. (10/12/17) and provided a boost to the Eagles defense. With Carolina leading 10-3 in the second quarter, bullied Panthers G **Trai Turner** into QB **Cam Newton** and hit the quarterback's throwing arm to force an errant pass that was intercepted by Eagles CB **Rasul Douglas** inside the Carolina 20-yard line. The turnover led to an Eagles TD that tied the game at 10-10. Philadelphia never trailed again following the score. Also recorded a half sack of Newton at the end of the first half to put Carolina in a second-and-17 and push them out of field goal range

## CAREER HIGHS

<b>Total Tackles</b>	13	12/7/14 vs. Sea.
<b>Solo Tackles</b>	11	12/7/14 vs. Sea.
<b>Sacks</b>	3.0	10/11/15 vs. NO
<b>Hurries</b>	8	12/6/15 at NE
<b>PDs</b>	1	10x, last: 10/12/17 at Car
<b>FFs</b>	2	10/11/15 vs. NO
<b>FRs</b>	1	8x, last: 9/10/17 at Was.



## THE MECHANIC

One of Cox's passions off the field is fixing up old cars. In fact, he believes he'd most likely work as a mechanic if he wasn't playing football. "I didn't have much of a choice. It runs in the family," said Cox, who now has his own drag racing team using a 1991 Ford Mustang drag radial, which is driven by Shawn Ayers. The team competes in professional events around the country.

## BIGGEST INFLUENCES

Cox claims the biggest influence on his life and career is his late older brother, Shadrack, who passed away during the 2015 offseason. Said Cox, "He was my father figure. I always looked up to him, especially for decision making. He always taught me about doing the right things and being successful in life. I try to emulate him every day. He taught me my love for cars."

Cox also credits his high school guidance counselor, Christie Cater, and his late high school position coach, Kyle Wallace, for his success. "Coach Wallace picked me up every day for summer workouts. He pushed me to my limits."

## SMALL TOWN ROOTS

Cox grew up in the small town of Yazoo, MS, which has a population of less than 30,000 people. "It was a big adjustment for me," said Cox, whose graduating class was just 100 students.

## HIGH SCHOOL STANDOUT

Cox attended Yazoo City HS (Yazoo, MS), where he recorded 104 tackles, 10 sacks, 1 INT and 1 FR as a senior. Cox notched 103 tackles, 11 sacks and 2 INTs (one of which he returned for a TD) during his junior season. He also played basketball and participated in track in the second leg of the 4 x 100 meter team.

## BIRDSEED

Cox is the son of Melissa Cox, who works at a Nissan dealership. He has two sisters, Fantasia and Nakeia, and an older brother, Shadrack, who passed away during the 2015 offseason. Cox owns two pitbulls named Debow and Nina.



@fcox\_91



@fcox\_91





Eagles Defensive Coordinator Jim Schwartz on the importance of Fletcher Cox

“

He's a difficult matchup one-on-one; he plays the run well and he plays the pass well. You know, there's a reason we gave him all that money, and it's not because he fits a certain scheme or anything else. He's just a really good player.

”

### 2017 GAME-BY-GAME STATISTICS

Date	Opp	GP/S	Tot	Solo	Sk	Hur	PD	FF	FR	Snaps	Pct
Sep 10	at Was	W 1/1	1	1	1.0	2	0	1	1	43	68%
Sep 17	at KC	L 1/1	3	2	1.0	0	0	0	0	44	83%
Sep 24	NYG	W 1/1	1	1	0.0	0	0	0	0	17	25%
Oct 1	at LAC	W	INACTIVE (CALF)								
Oct 8	Ari	W	INACTIVE (CALF)								
Oct 12	at Car	W 1/1	2	0	0.5	1	1	0	0	65	79%
Oct 23	Was										
Oct 29	SF										
Nov 5	Den										
Nov 19	at Dal										
Nov 26	Chi										
Dec 3	at Sea										
Dec 10	at LAR										
Dec 17	at NYG										
Dec 25	Oak										
Dec 31	Dal										
<b>Totals</b>		<b>4/4</b>	<b>7</b>	<b>4</b>	<b>2.5</b>	<b>3</b>	<b>1</b>	<b>1</b>	<b>1</b>	<b>169</b>	<b>44%</b>

### 2016 GAME-BY-GAME STATISTICS

Date	Opp	GP/S	Tot	Solo	Sk	Hur	PD	FF	FR	Snaps	Pct
Sep 11	Cle	W 1/1	4	4	1.0	2	0	0	0	38	73%
Sep 19	at Chi	W 1/1	2	2	0.0	1	0	0	0	42	81%
Sep 25	Pit	W 1/1	8	6	2.0	3	0	1	0	41	68%
Oct 9	at Det	L 1/1	2	2	1.0	1	0	0	0	53	87%
Oct 16	at Was	L 1/1	0	0	0.0	3	0	0	0	55	74%
Oct 23	Min	W 1/1	5	2	0.0	2	0	0	0	54	71%
Oct 30	at Dal	L 1/1	5	3	0.0	2	0	0	0	64	82%
Nov 6	at NYG	L 1/1	5	3	0.0	0	1	0	0	50	78%
Nov 13	Atl	W 1/1	1	0	0.0	3	0	0	0	41	82%
Nov 20	at Sea	L 1/1	4	2	0.0	1	1	0	0	45	67%
Nov 28	GB	L 1/1	2	0	0.0	0	0	0	0	57	80%
Dec 4	at Cin	L 1/1	3	2	0.0	0	1	0	0	47	73%
Dec 11	Was	L 1/1	4	3	1.5	1	0	0	0	34	71%
Dec 18	at Bal	L 1/1	2	1	1.0	1	0	0	1	46	79%
Dec 22	NYG	W 1/1	3	1	0.0	1	1	0	0	66	74%
Jan 1	Dal	W 1/1	3	3	0.0	0	0	0	0	40	71%
<b>Totals</b>		<b>16/16</b>	<b>53</b>	<b>34</b>	<b>6.5</b>	<b>21</b>	<b>4</b>	<b>1</b>	<b>1</b>	<b>773</b>	<b>76%</b>

## CAREER HIGHLIGHTS (Continued)

- Sacked Chiefs QB **Alex Smith** on third-and-5 late in the first half at KC (9/17/17)
- Started off the 2017 season with a big performance in the team's win at Was. (9/10/17). Recorded a strip-sack of Redskins QB **Kirk Cousins** in the first quarter that was recovered by LB **Jordan Hicks**. Sealed the victory for Philadelphia when he grabbed a fourth quarter fumble and returned it 20 yards for his second career TD. His score extended the Eagles' lead to 28-17 with less than two minutes remaining in regulation. Became the first Eagle to post a sack, FF and TD in a game since Chris Clemons (12/28/2008 vs. Dal)

## 2016 - PHILADELPHIA EAGLES (16/16)

- Voted to the **Pro Bowl** for the second time in his career after tying for the 5th-most sacks (6.5) by an NFL defensive tackle, trailing only **Geno Atkins** (9.0), **Aaron Donald** (8.0), **Gerald McCoy** (7.0) and **Leonard Williams** (7.0)
- Posted 1.5 sacks of Redskins **Cousins** vs. Was. (12/11/16), marking his fifth-career multi-sack game
- Named **NFC Defensive Player of the Month** for September 2016 after totaling 3.0 sacks and 1 FF in three contests

### MULTI-SACK GAMES (5)

Date	Opponent	Sacks
10/11/15	vs. New Orleans Saints (W, 39-17)	3.0
9/25/16	vs. Pittsburgh Steelers (W, 34-3)	2.0
12/26/15	vs. Washington Redskins (L, 24-38)	2.0
12/11/16	vs. Washington Redskins (L, 22-27)	1.5
12/13/12	vs. Cincinnati Bengals (L, 13-34)	1.5

### TOUCHDOWNS (2)

Date	Opponent	TDs
9/10/17	at Washington Redskins (W, 30-17)	20-yard FR
9/7/14	vs. Jacksonville Jaguars (W, 34-17)	17-yard FR



# DE VINNY CURRY 75



**6-3 | 279**  **6th Year**  
**BORN: June 30, 1988 (Age 29)**

**Neptune,  
New Jersey**



**Neptune  
High School**



**Marshall**  
**D2b-12 (59th overall)**  
**by Philadelphia**

## THREE STEP DROP

**First jobs:** Stocking milk in a grocery store at 16 and washing dishes at a nursing home at 17

**Hobbies:** Fashion, bowling, watching movies

**Collects:** Jordans (over 600 pairs)

**Biggest pet peeve:** Clutter

**Person he'd like to have dinner with:** His mother

**If he could play another sport, what position/team:** Point guard, New York Knicks

**Favorite Halloween costume:** The Ultimate Warrior


**Favorite meal:** Crab

**Favorite movie:** Friday

**Favorite TV show:** Martin

**Three favorite throwback jerseys:** Jerome Brown, Philadelphia Eagles; Allen Iverson, Philadelphia 76ers; Michael Jordan, Chicago Bulls

**Favorite quote:** "To be the man, you gotta beat the man!" - Ric Flair



A lifelong fan of the Philadelphia Eagles, **Vinny Curry** has emerged as a pass-rushing threat in the Eagles defensive line rotation, signing a five-year contract in 2016 that will keep him in Philadelphia through 2020. Selected in the second round in 2012, Curry was named the 2011 Conference USA Defensive Player of the Year as a senior after posting 11 sacks, seven forced fumbles and 22 tackles for a loss.

## CAREER HIGHLIGHTS

### 2016 - PHILADELPHIA EAGLES (16/0)

- Produced the fourth-most tackles for loss (six) on the Eagles defense, including 2.5 sacks

### 2015 - PHILADELPHIA EAGLES (16/0)

- Ranked second on the team with a career-high 21 hurries in 2015
- Notched his second-career multi-sack game when he registered two takedowns of Lions QB **Matthew Stafford** at Det. (11/26/15)

### 2014 - PHILADELPHIA EAGLES (16/0)

- Finished second on the team with a career-high nine sacks and tied for first with four forced fumbles. Joined **Justin Houston** (22.0-4), **J.J. Watt** (20.5-4), **Ryan Kerrigan** (13.5-5), **Paul Kruger** (11.0-4) and **Robert Quinn** (10.5-5) as the only NFL players to record at least nine sacks and four forced fumbles
- Tallied his second consecutive game with a sack-fumble when he forced Packers QB **Aaron Rodgers** to the ground for a 6-yard loss in the second quarter at GB (11/16/14)
- Recorded a strip-sack of Panthers QB **Cam Newton** vs. Car. (11/10/14), setting a career high with five sacks on the season. Also recovered a fumble to set up a **LeSean McCoy** 1-yard TD run
- Notched his first-career multi-sack game and his fourth sack in three contests when he brought down Giants QB **Eli Manning** twice vs. NYG (10/12/14)

# DE VINNY CURRY 75



## CURRY'S CAREER STATISTICS

			TACKLES					PASS DEFENSE						FUMBLES			DEF SNAPS	
Year	Team	GP/S	Total	Solo	Asst	TFL	Sacks	Int	Yds	Lg	TD	PD	Hur	FF	FR	Yds	No	Pct
2012	Philadelphia	6/0	9	7	2	1.0	0.0	0	0	--	0	0	0	0	0	0	88	8%
2013	Philadelphia	14/0	21	17	4	1.0	4.0	0	0	--	0	5	9	0	0	0	317	26%
2014	Philadelphia	16/0	16	12	4	2.0	9.0	0	0	--	0	0	4	4	1	0	371	32%
2015	Philadelphia	16/0	26	16	10	4.5	3.5	0	0	--	0	0	21	0	0	0	427	35%
2016	Philadelphia	16/0	27	19	8	6.0	2.5	0	0	--	0	0	10	0	0	0	435	43%
2017	Philadelphia	6/6	17	12	5	3.0	1.0	0	0	--	0	0	4	0	0	0	220	57%
<b>Totals</b>		<b>74/6</b>	<b>116</b>	<b>83</b>	<b>33</b>	<b>17.5</b>	<b>20.0</b>	<b>0</b>	<b>0</b>	<b>--</b>	<b>0</b>	<b>5</b>	<b>48</b>	<b>4</b>	<b>1</b>	<b>0</b>	<b>---</b>	<b>---</b>
PLAYOFFS																		
2013	Philadelphia	1/0	3	1	2	0.0	0.0	0	0	--	0	0	0	0	0	0	14	19%
<b>Totals</b>		<b>1/0</b>	<b>3</b>	<b>1</b>	<b>2</b>	<b>0.0</b>	<b>0.0</b>	<b>0</b>	<b>0</b>	<b>--</b>	<b>0</b>	<b>0</b>	<b>0</b>	<b>0</b>	<b>0</b>	<b>0</b>	<b>---</b>	<b>---</b>



### THE NATURE BOY

When Curry isn't on the field chasing the quarterback or stuffing the run, he can be found watching his favorite pastime - professional wrestling. In fact, two items on his bucket list include becoming a WWE wrestler and competing at WrestleMania.

Curry has only been left starstruck once in his life. At WrestleMania 32, Curry had the rare opportunity to meet his childhood wrestling idol, Ric Flair. In college, Curry even dressed up as his favorite all-time wrestler, Ric Flair, during a press conference.

### WE ARE MARSHALL

Curry wears No. 75 in remembrance of the 75 lives that were lost in the 1970 Marshall plane crash. "I want to show appreciation for what Marshall meant to me and the great tradition I was part of."

### ALWAYS AN EAGLE

Curry grew up a huge Eagles fan. "It all started with Ricky Watters. I originally wanted to play running back and he was my favorite player. After that, I just loved rooting for them, I have pictures and jerseys all over my house. It was such a special moment for me to get drafted by the team I've rooted for all my life."

### MOST MEMORABLE GAME

Grieving the loss of a loved one is a distressing time for anyone and following up a tragic loss with an appearance in an emotionally-charged football game can be overwhelming. As challenging as it was, Curry did just that.

On October 14, 2011, Curry attended his mother's funeral. On October 15, the very next day, he joined his Marshall teammates and defeated conference rival Rice at home, 24-20. Curry had arguably the greatest game of his career as he posted nine tackles, 3.5 sacks and a forced fumble. His performance earned him the FWAA/Bronko Nagurski National Defensive Player of the Week award.

### HIGH SCHOOL STANDOUT

Curry was a standout performer at Neptune (NJ) High School, where he garnered first-team All-State, All-Shore, All-County and All-Conference honors. Curry was also named team MVP and team captain at Neptune.

### BIRDSEED

Curry is the son of Vincent Curry and Linda Jackson. His mother passed away during his senior year in college after a battle with liver cancer. His Aunt Ginja has been his guardian ever since. "She has been so supportive of me through all the tough times, and has always been there for me."

Curry has five siblings - Shawnda Johnson, Thomas Jackson, Amanda Johnson, Jillisa Curry and Renea Unverzagt.



@MrGetFlee99



@mrgetflee



# DE VINNY CURRY 75



## 2017 GAME-BY-GAME STATISTICS

Date	Opp	GP/S	Tot	Solo	Sk	Hur	PD	FF	FR	Snaps	Pct	
9/10	at Was	W	1/1	1	0	0.0	2	0	0	0	37	59%
9/17	at KC	L	1/1	4	4	0.0	2	0	0	0	33	62%
9/24	NYG	W	1/1	3	1	0.0	0	0	0	0	46	67%
10/1	at LAC	W	1/1	1	0	0.0	0	0	0	0	30	53%
10/8	Ari	W	1/1	4	4	1.0	0	0	0	0	34	57%
10/12	at Car	W	1/1	4	3	0.0	0	0	0	0	40	49%
10/23	Was											
10/29	SF											
11/5	Den											
11/19	at Dal											
11/26	Chi											
12/3	at Sea											
12/10	at LAR											
12/17	at NYG											
12/25	Oak											
12/31	Dal											
<b>Totals</b>			<b>6/6</b>	<b>17</b>	<b>12</b>	<b>1.0</b>	<b>4</b>	<b>0</b>	<b>0</b>	<b>0</b>	<b>220</b>	<b>57%</b>

## 2016 GAME-BY-GAME STATISTICS

Date	Opp	GP/S	Tot	Solo	Sk	Hur	PD	FF	FR	Snaps	Pct	
Sep 11	Cle	W	1/0	0	0	0.0	1	0	0	0	24	46%
Sep 19	at Chi	W	1/0	2	2	0.0	0	0	0	0	24	46%
Sep 25	Pit	W	1/0	0	0	0.0	2	0	0	0	26	43%
Oct 9	at Det	L	1/0	4	2	1.0	2	0	0	0	16	26%
Oct 16	at Was	L	1/0	2	1	0.0	1	0	0	0	31	42%
Oct 23	Min	W	1/0	0	0	0.0	1	0	0	0	41	54%
Oct 30	at Dal	L	1/0	0	0	0.0	0	0	0	0	32	41%
Nov 6	at NYG	L	1/0	3	2	0.0	0	0	0	0	30	47%
Nov 13	Atl	W	1/0	1	1	0.0	0	0	0	0	26	52%
Nov 20	at Sea	L	1/0	2	1	0.5	1	0	0	0	26	39%
Nov 28	GB	L	1/0	6	4	0.0	1	0	0	0	31	44%
Dec 4	at Cin	L	1/0	1	0	0.0	0	0	0	0	26	41%
Dec 11	Was	L	1/0	1	1	0.0	0	0	0	0	15	31%
Dec 18	at Bal	L	1/0	2	2	0.0	0	0	0	0	28	48%
Dec 22	NYG	W	1/0	1	1	0.0	1	0	0	0	34	38%
Jan 1	Dal	W	1/0	2	2	1.0	0	0	0	0	25	45%
<b>Totals</b>			<b>16/0</b>	<b>27</b>	<b>19</b>	<b>2.5</b>	<b>10</b>	<b>0</b>	<b>0</b>	<b>0</b>	<b>435</b>	<b>43%</b>

## CAREER HIGHLIGHTS (Continued)

- Registered the first sack-fumble of his career when he chased down Rams QB **Austin Davis** and stripped the ball loose in the second quarter vs. StL (10/5/14)

## 2013 - PHILADELPHIA EAGLES (14/0)

- Ranked tied for third on the team with four sacks and third with nine QB pressures despite playing in just 26 percent of the team's defensive snaps
- Recorded his first-career sack, bringing down QB Alex Smith for a 6-yard loss in the third quarter vs. KC (9/19/13)

## COLLEGE HIGHLIGHTS

- Finished his career with 26 sacks, 49 tackles for a loss and 10 forced fumbles
- Was named Conference USA Defensive Player of the Year in 2011 after posting 11 sacks, 22 tackles for a loss and seven forced fumbles as a senior
- Earned first-team All-Conference USA honors as a junior in 2010, leading all defensive linemen in the nation in tackles with 94 total stops and ranking fifth in the nation with 12 sacks
- Started all 13 games as a sophomore in 2009 and recorded 59 tackles, 8.5 tackles for a loss and 3.5 sacks. Named honorable mention all-conference by the league's coaches
- Made seven appearances during his freshman season in 2008, tallying nine tackles and one forced fumble

## TRANSACTIONS

- 2012** Drafted by PHI in 2nd round (59th overall)  
Signed 4-year contract
- 2/3/16** Signed by PHI to 5-year contract through 2020



## CAREER HIGHS

<b>Total Tackles</b>	6	2x, last: 11/28/16 vs. GB
<b>Solo Tackles</b>	6	11/26/15 at Det.
<b>Sacks</b>	2.0	2x, last: 11/26/15 at Det.
<b>Hurries</b>	4	12/6/15 at NE
<b>PDs</b>	2	12/1/13 vs. Ari.
<b>FFs</b>	1	4x, last: 12/14/14 vs. Dal.
<b>FRs</b>	1	11/10/14 vs. Car.

## MULTI-SACK GAMES (2)

Date	Opponent	Sacks
11/26/15	at Detroit Lions (L, 14-45)	2.0
10/12/14	at New York Giants (W, 27-0)	2.0

# CB RONALD DARBY 41



**5-11 | 193**  **3rd Year**  
**BORN: Jan. 2, 1994 (Age 23)**

**Oxon Hill,  
Maryland**  
★  
**Potomac  
High School**



**Florida State**  
**D2-15 (50th overall)**  
**by Buffalo**  
**Acquired: T-Buf-17**



Originally selected by Buffalo in the 2nd round (50th overall) of the 2015 NFL Draft, **Ronald Darby** was acquired by the Eagles from the Bills in exchange for WR **Jordan Matthews** and a 2018 3rd-round pick on Aug. 11, 2017. In 2015, Darby was named NFL Defensive Rookie of the Year by *Pro Football Focus* after registering a career-high 21 PDs and 2 INTs. In 30 career games (all starts), Darby has totaled 33 PDs.

## CAREER HIGHLIGHTS

### 2016 - BUFFALO BILLS (14/14)

- Recorded a career-high 69 tackles (60 solo) and added 12 passes defended
- After batting down a pass at Sea. (11/7/16), became the fastest Bills player to reach 30 career PDs
- Registered a career-high-tying 10 tackles (7 solo) vs. Pit. (12/11/16)

### 2015 - BUFFALO BILLS (15/15)

- Named the NFL's **Defensive Rookie of the Year** by *Pro Football Focus* and voted to the PFWA **All-Rookie Team** after recording a career-high 21 PDs and 2 INTs
- His rookie-franchise-record 21 PDs ranked 2nd in Bills single-season history, trailing only **Nate Odomes** (24) in 1991
- Led the team with a career-high 10 tackles (all solo), including 1.0 TFL, vs. Mia. (11/8/15)
- Made his NFL debut vs. Ind. (9/13/15) and recorded 6 tackles (5 solo), 2 PDs and 1 INT. Became the first Bill to record an INT in his first-career game since **Donte Whitner** in 2006

## PASSES DEFENSED

### BILLS SINGLE-SEASON HISTORY



**NATE  
ODOMES**  
**24**  
**1991**



**RONALD  
DARBY**  
**21**  
**2015**



**TERRENCE  
McGEE**  
**19**  
**2007**



**NATE  
CLEMENTS**  
**19**  
**2006**



## DARBY'S CAREER STATISTICS

Year	Team	GP/S	TACKLES					PASS DEFENSE					FUMBLES			DEF SNAPS			
			Total	Solo	Asst	TFL	Sacks	Int	Yds	Lg	TD	PD	Hur	FF	FR	Yds	No	Pct	
2015	Buffalo	15/15	68	61	7	3.0	0.0	2	48	27	0	21	0	0	0	0	0	914	84%
2016	Buffalo	14/14	69	60	9	1.0	0.0	0	0	--	0	12	1	0	0	0	821	77%	
2017	Philadelphia	1/1	1	1	0	0.0	0.0	0	0	--	0	0	0	0	0	0	18	5%	
<b>Totals</b>		<b>30/30</b>	<b>138</b>	<b>122</b>	<b>16</b>	<b>4.0</b>	<b>0.0</b>	<b>2</b>	<b>48</b>	<b>27</b>	<b>0</b>	<b>33</b>	<b>1</b>	<b>0</b>	<b>0</b>	<b>0</b>	<b>---</b>	<b>---</b>	

## CAREER HIGHS

<b>Total Tackles</b>	10	2x, last: 12/11/16 vs. Pit.
<b>Solo Tackles</b>	10	11/8/15 vs. Mia.
<b>INTs</b>	1	2x, last: 9/27/15 at Mia.
<b>PDs</b>	4	9/27/15 at Mia.

## COLLEGE HIGHLIGHTS

- Was a three-year standout cornerback at Florida State who started from 2013-14 after capturing the ACC Defensive Rookie of the Year honors in 2012
- Allowed just 9 completions and 0 TDs on 27 targets during 2013 national championship season
- Finished his career with 79 tackles and 16 pass breakups over 42 career games (23 starts). Targeted once every 10.1 snaps, the fewest of any cornerback in the draft
- Started all 14 games at cornerback in 2014. Registered a career-high 43 tackles to go along with 4 PDs and 1 FF
- In 2013, made nine starts and played in all 14 games as a key member of the nation's No. 1 pass defense (156.6 ypg)
- Appeared in all 14 games in 2012 and tied for the team lead with 8 PDs. Saw more action than any other freshman defensive player that season

## TRANSACTIONS

- 2015** Drafted by BUF in 2nd round (50th overall)  
*Signed 4-year contract*
- 8/11/17** Acquired by PHI from BUF in exchange for WR **Jordan Matthews** and 3rd-round pick in 2018

## 2017 GAME-BY-GAME STATISTICS

Date	Opp	GP/S	Tot	Solo	Sk	Int	PD	FF	FR	Snaps	Pct
Sep 10	at Was	W	1/1	1	1	0.0	0	0	0	18	29%
Sep 17	at KC	L	INACTIVE (ANKLE)								
Sep 24	NYG	W	INACTIVE (ANKLE)								
Oct 1	at LAC	W	INACTIVE (ANKLE)								
Oct 8	Ari	W	INACTIVE (ANKLE)								
Oct 12	at Car	W	INACTIVE (ANKLE)								
Oct 23	Was										
Oct 29	SF										
Nov 5	Den										
Nov 19	at Dal										
Nov 26	Chi										
Dec 3	at Sea										
Dec 10	at LAR										
Dec 17	at NYG										
Dec 25	Oak										
Dec 31	Dal										
<b>Totals</b>			<b>1/1</b>	<b>1</b>	<b>1</b>	<b>0.0</b>	<b>0</b>	<b>0</b>	<b>0</b>	<b>18</b>	<b>5%</b>



## ALL-WORLD TRACK STAR

Darby has not only excelled on the gridiron during his athletic career, as he was also a track star while in high school. Darby was a member of the USA medley relay team that brought home a gold medal from the 2011 World Youth Championships in France.

## BIRDSEED

Darby is the son of Jarina and Ronald Sr. Darby. Darby majored in social science while at Florida State.





# CB RASUL DOUGLAS 32



**6-2 | 209** **Rookie**  
**BORN: Aug. 29, 1995 (Age 22)**

**East Orange,  
New Jersey**



**East Orange  
High School**



**West Virginia  
D3-17 (99th overall)  
by Philadelphia**



**Rasul Douglas** (pronounced RAH-sool) was drafted by the Eagles in the 3rd round (99th overall) of the 2017 NFL Draft following a two-year collegiate career at West Virginia. Douglas, who tied for the NCAA lead with 8 INTs as a senior in 2016, registered 78 tackles (55 solo), 9 INTs and 2 FFs in 24 games with the Mountaineers.

## 2017 EAGLES LEADERS

### INTERCEPTIONS

<b>Rasul Douglas</b>	<b>2</b>
<b>Jalen Mills</b>	<b>2</b>
<b>Patrick Robinson</b>	<b>2</b>

### PASSES DEFENSED

<b>Patrick Robinson</b>	<b>11</b>
<b>Jalen Mills</b>	<b>9</b>
<b>Rasul Douglas</b>	<b>7</b>

## BIRDSEED

- Is one of seven siblings raised by his grandmother in East Orange, NJ
- Credits his little league baseball coach, Mike Davis, for helping turn his life around. Davis was also the P.A. announcer for East Orange HS and a mentor for at-risk youth. "He was the one who took me out of the streets. He made sure we did what we had to do."
- Nassau Community College had no dorms, so Douglas lived in an apartment eight miles from campus and took the bus to and from school and practice each day. On his own financially, Douglas slept on the floor and battled hunger
- Would wait until the end of the day to eat and often ordered off the dollar menu at McDonald's, eating half of the meal and saving the rest for later. "Everytime I eat, I always think I'm making up a meal that I missed in junior college ... It definitely fuels me all the time, just thinking about what I went through, practicing on an empty stomach, going to school on an empty stomach. You can't even focus. So that definitely makes me want to play all-out all the time."

## CAREER HIGHLIGHTS

### 2017 - PHILADELPHIA EAGLES (5/4)

- Notched the second interception of his career in the team's Week 6 win at Car. (10/12/17). With the Eagles trailing 10-3 in the 2nd quarter, picked off Panthers QB **Cam Newton** at the Carolina 19 and returned it to the 12. The interception set up a **Carson Wentz** touchdown pass that tied the game at 10-10. Also notched 5 tackles (4 solo) and a career-high 3 PDs
- Made his first career start in Week 3 vs. NYG (9/24/17) and notched the first INT of his pro career when he picked off Giants QB **Eli Manning** in the 2nd quarter. On the pick, ran stride-for-stride down the sideline with Giants WR **Brandon Marshall** and leapt at the 4 yard line to snag the ball. Finished the game with 6 tackles and a pass defended. Became the first Eagle to record an INT within his first two career games since Nate Allen in 2010
- Played in his first pro game at KC (9/17/17) and was pressed into duty on defense after starting CB Jaylen Watkins suffered a hamstring injury early in the game. Finished the day with a team-high 6 tackles (5 solo) and 1 PD

# CB RASUL DOUGLAS 32



DOUGLAS' CAREER STATISTICS																
Year	Team	GP/S	TACKLES					PASS DEFENSE					FUMBLES		DEF SNAPS	
			Total	Solo	Asst	TFL	Sacks	Int	Yds	Lg	TD	PD	FF	FR	No	Pct
2017	Philadelphia	5/4	23	19	4	0.0	0.0	2	7	7	0	7	0	0	241	63%
<b>Totals</b>		<b>5/4</b>	<b>23</b>	<b>19</b>	<b>4</b>	<b>0.0</b>	<b>0.0</b>	<b>2</b>	<b>7</b>	<b>7</b>	<b>0</b>	<b>7</b>	<b>0</b>	<b>0</b>	<b>---</b>	<b>---</b>

2017 GAME-BY-GAME STATISTICS													
Date	Opp	GP/S	Tot	Solo	Sk	Int	PD	FF	FR	Snaps	Pct		
Sep 10	at Was	W	INACTIVE										
Sep 17	at KC	L	1/0	6	5	0.0	0	1	0	0	39	74%	
Sep 24	NYG	W	1/1	6	5	0.0	1	1	0	0	69	100%	
Oct 1	at LAC	W	1/1	3	2	0.0	0	1	0	0	57	100%	
Oct 8	Ari	W	1/1	3	3	0.0	0	1	0	0	20	33%	
Oct 12	at Car	W	1/1	5	4	0.0	1	3	0	0	56	68%	
Oct 23	Was												
Oct 29	SF												
Nov 5	Den												
Nov 19	at Dal												
Nov 26	Chi												
Dec 3	at Sea												
Dec 10	at LAR												
Dec 17	at NYG												
Dec 25	Oak												
Dec 31	Dal												
<b>Totals</b>		<b>5/4</b>	<b>23</b>	<b>19</b>	<b>0.0</b>	<b>2</b>	<b>7</b>	<b>0</b>	<b>0</b>	<b>241</b>	<b>63%</b>		

## COLLEGE HIGHLIGHTS

- Collected first-team All-Big 12 honors as a senior in 2016, when he tied for the NCAA lead with 8 INTs (also Florida State's **Tarvarus McFadden**). Returned an interception 54 yards for a TD in a win vs. Brigham Young (9/24/16)
- Played in 11 games as a junior in 2015, adding depth at cornerback and seeing action on special teams. Recorded his first-career INT with the Mountaineers in a win at Kansas (11/21/15)
- Prior to transferring to West Virginia, played at Nassau Community College (Garden City, NY). Named NJCAA All-American First Team and was selected as a PrepStar JUCO All-American after leading his team to a 10-0 record, No. 6 national ranking and a victory in the Valley of Sun Bowl in 2014

## TRANSACTIONS

**2017** Drafted by PHI in 3rd round (99th overall)  
Signed 4-year contract

CAREER HIGHS		
<b>Total Tackles</b>	6	2x - last: 9/24/17 vs. NYG
<b>Solo Tackles</b>	5	2x - last: 9/24/17 vs. NYG
<b>INTs</b>	1	2x - last 10/12/17 at Car.
<b>PDs</b>	3	10/12/17 at Car.



# K JAKE ELLIOTT 4



**5-9 | 167**  **Rookie**

**BORN: Jan. 21, 1995 (Age 22)**



**La Grange,  
Illinois**

**Lyons Township  
High School**



**Memphis**

**D5a-17 (153rd overall)**

**by Cincinnati**

**Acquired: PS-Cin-17**

## THREE STEP DROP

**Hobbies: Golf**

**First job: Tennis instructor**

**Bucket list: Going to Australia.**  
"My best friend from college is from there, so I am going to try to visit him. I always wanted to go there."

**If he could play another sport, what position/team:**  
**Shortstop, Chicago Cubs**

**Player he models his game after: Fellow Memphis alum**  
**Stephen Gostkowski**

**Favorite meal: Deep dish pizza**

**Favorite quote: "Success isn't owned. It's rented and rent is due every day."**



Originally selected by the Bengals in the 5th round (153rd overall) of the 2017 NFL Draft, **Jake Elliott** was signed by the Eagles from Cincinnati's practice squad following a Week 1 injury to **Caleb Sturgis**. In Week 3 vs. N.Y. Giants, Elliott connected on a franchise-record 61-yard FG to win the game, marking the longest FG ever by a rookie and tying for the 3rd-longest walk-off FG in NFL history. Elliott enjoyed a record-setting career at the University of Memphis and finished among the Top 10 in FBS scoring history by a kicker with 445 career points.

## LONGEST FIELD GOAL EAGLES ALL-TIME HISTORY

<b>Jake Elliott (9/24/17)</b>	<b>61</b>
<b>Tony Franklin (11/12/79)</b>	<b>59</b>
<b>David Akers (9/14/03)</b>	<b>57</b>

## LONGEST GAME-ENDING FIELD GOAL NFL HISTORY

<b>Tom Dempsey (11/8/70)</b>	<b>63</b>
<b>Matt Bryant (10/22/06)</b>	<b>62</b>
<b>Jake Elliott (9/24/17)</b>	<b>61</b>

## CAREER HIGHLIGHTS

### 2017 - PHILADELPHIA EAGLES (5/0)

- Has been successful on 10 consecutive FG attempts (46, 61, 45, 40, 53, 47, 36, 28, 50, 48), including 3 straight from 50+ yards. During that stretch, his FGs are averaging 45.4 yards in distance.
- Posted career highs with 4 FGs (45, 40, 53, 47) and 14 points at LAC (10/1/17). Became the first Eagles kicker to make 4 FGs of 40+ yards in a single game since **David Akers** on 10/3/04 at Chicago
- Connected on a career-high 4 FGs from 45, 40, 53 and 47 yards in the 26-24 win at L.A. Chargers (10/1/17)
- Named **NFC Special Teams Player of the Week**, **Pepsi NFL Rookie of the Week** and **Castrol Edge Clutch Performer of the Week** for his game-winning effort against the Giants in Week 3





ELLIOTT'S CAREER STATISTICS													
Year	Team	GP	FG-FGA	Pct	Lg	Blk	XP-XPA	Pct	Blk	Pts	KOs	TB	ST
2017	Philadelphia	5	12-14	85.7	61	0	13-13	100.0	0	49	29	17	0
<b>Totals</b>		<b>5</b>	<b>12-14</b>	<b>85.7</b>	<b>61</b>	<b>0</b>	<b>13-13</b>	<b>100.0</b>	<b>0</b>	<b>49</b>	<b>29</b>	<b>17</b>	<b>0</b>

CAREER HIGHS		
<b>FGs</b>	4	10/1/17 at LAC
<b>FG Attempts</b>	4	10/1/17 at LAC
<b>Longest FG</b>	61	9/24/17 vs. NYG
<b>Longest Attempt</b>	61	9/24/17 vs. NYG
<b>PATs</b>	4	10/8/17 vs. Ari.

REGULAR SEASON FG SPLITS			
	FG-FGA	Pct	Lg
<b>vs. NFC</b>	6-7	85.7%	61
<b>vs. AFC</b>	6-7	85.7%	53
<b>Home</b>	4-5	80.0%	61
<b>Away</b>	8-9	88.9%	53
<b>Turf</b>	--	---	--
<b>Grass</b>	12-14	85.7%	61
<b>Indoors</b>	--	---	--
<b>Outdoors</b>	12-14	85.7%	61
<b>September</b>	4-6	66.7%	61
<b>October</b>	8-8	100.0%	53
<b>November</b>	--	---	--
<b>December</b>	--	---	--
<b>When Tied</b>	2-2	100.0%	61

## CAREER HIGHLIGHTS (Continued)

- Kicked a game-winning, franchise-record 61-yard FG as time expired vs. NYG (9/24/17). Converted back-to-back FGs from 46 and 61 yards in the last 51 seconds to erase a 24-21 deficit
- His 61-yard FG vs. NYG was the longest FG ever by a rookie and tied for the 7th-longest FG in NFL history, trailing only **Matt Prater** (64 on 12/8/13 vs. Ten.), **David Akers** (63 on 9/9/12 at GB), **Sebastian Janikowski** (63 on 9/12/11 at Den.), **Jason Elam** (63 on 10/25/98 vs. Jax.), **Tom Dempsey** (63 on 11/8/70 vs. Det.) and **Matt Bryant** (62 on 10/22/06 vs. Phi.). Also tied for the 3rd-longest game-ending FG in NFL history, behind Dempsey and Bryant
- Made his NFL debut at KC (9/17/17), converting 2 of 3 FG attempts from 34 and 40 yards. Booted the Eagles' first successful onside kick since 12/30/12 at NYG (**Alex Henery**)

## COLLEGE HIGHLIGHTS

- First player in American Athletic Conference history to earn first-team all-league honors all four years
- Four-time Lou Groza Award semifinalist (top collegiate placekicker), including finalist recognition in 2015
- Totaled school-best 445 career points, topping **Stephen Gostkowski** (369) and **DeAngelo Williams** (362)
- Became the second player in school history to lead the team in scoring all four years, joining K **John Butler** (1986-89)
- During his four seasons (2013-16) at Memphis, ranked 2nd among NCAA kickers in points (445), trailing only **Zane Gonzalez** (492). Also ranked 3rd in made FGs (81), behind Gonzalez (96) and **Andy Phillips** (84), while leading the nation with 10 FGs of 50+ yards in that span



## BIRDSEED

Elliott prepped at Lyons Township High School (La Grange, IL), which is located outside of Chicago. Elliott connected on 15 of 21 FGs as a senior, as well as 43 of 44 PATs, en route to being named All-Illinois First Team by the *Chicago Tribune*. As a junior, Elliott went 12 for 13 on FGs and 28 for 28 on PATs.

Elliott was named the 2016 American Athletic Conference Football Scholar-Athlete of the Year and received a \$2,000 scholarship for graduate or professional studies. Elliott was a seven-time Dean's List student, three-time AAC All-Academic Team member and was the recipient of Memphis' Zach Curlin Award as the school's top male student-athlete for 2016-17.

# K JAKE ELLIOTT 4



## 2017 GAME-BY-GAME STATISTICS

Date	Opp		FG-FGA	Pct	Lg	Blk	XP-XPA	Pct	Blk	Pts	Kick By Kick
SIGNED BY EAGLES FROM BENGALS PRACTICE SQUAD (9/12/17)											
Sep 17	at KC	L	2-3	66.7	40	0	2-2	100.0	0	8	(34), 30WL, (40)
Sep 24	NYG	W	2-3	66.7	61	0	3-3	100.0	0	9	52WL, (46), (61)
Oct 1	at LAC	W	4-4	100.0	53	0	2-2	100.0	0	14	(45), (40), (53), (47)
Oct 8	Ari	W	2-2	100.0	36	0	4-4	100.0	0	10	(36), (28)
Oct 12	at Car	W	2-2	100.0	50	0	2-2	100.0	0	8	(50), (48)
Oct 23	Was										
Oct 29	SF										
Nov 5	Den										
Nov 19	at Dal										
Nov 26	Chi										
Dec 3	at Sea										
Dec 10	at LAR										
Dec 17	at NYG										
Dec 25	Oak										
Dec 31	Dal										
<b>Totals</b>			<b>12-14</b>	<b>85.7</b>	<b>61</b>	<b>0</b>	<b>13-13</b>	<b>100.0</b>	<b>0</b>	<b>49</b>	



## COLLEGE HIGHLIGHTS (Continued)

- Holds school record for longest FG (56 yards) and kicked 4 of the 5 longest FGs in program history (56, 54, 53, 53)
- Career kickoff yardage average was 63.7 yards
- In 2016, totaled 121 points, going 21 for 26 on FGs and 58 of 58 on PATs. Led the AAC in FGs made, FG percentage (80.8%) and PAT percentage (100.0%), while finishing second among kickers in scoring. Recorded eight double-digit scoring games. Recorded 64 touchbacks on 92 kickoffs (69.6%) and helped Memphis rank second in the nation in kick return defense (16.04 yards/return)

## TRANSACTIONS

- 2017** Drafted by CIN in 5th round (153rd overall)  
*Signed 4-year contract*
- 9/2/17** Waived by CIN
- 9/3/17** Signed by CIN to practice squad
- 9/12/17** Signed by PHI from CIN practice squad

# TE ZACH ERTZ 86



**6-5 | 250** **5th Year**  
**BORN: Nov. 10, 1990 (Age 26)**

**Danville, California**  
**Monte Vista High School**

**S**

**Stanford**  
**D2-13 (35th overall)**  
**by Philadelphia**

## THREE STEP DROP

Bucket list: **Skydiving**

Talent he'd most like to have:  
**The ability to read minds**


'Welcome to the NFL' moment:  
**Seeing Michael Vick in a meeting**

Favorite musician: **Jason Aldean**

Favorite TV shows: **Game of Thrones**  
**and Homeland**

## MULTIPLE GAMES WITH 13+ CATCHES & 100+ YDS

NFL TIGHT ENDS SINCE 1960



Originally selected by the Eagles in the 2nd round (35th overall) of the 2013 NFL Draft, **Zach Ertz** led the team in all receiving categories in 2016 after signing a 5-year contract extension during the offseason. An athletic and intelligent target, Ertz has produced the most receptions and receiving yards ever by an Eagles TE in their first four NFL seasons.

## MOST RECEPTIONS

NFL TIGHT ENDS IN 2017

<b>Zach Ertz (Phi.)</b>	<b>34</b>
<b>Travis Kelce (KC)</b>	<b>33</b>
<b>Jason Witten (Dal.)</b>	<b>27</b>

## MOST RECEIVING YARDS

NFL TIGHT ENDS IN 2017

<b>Zach Ertz (Phi.)</b>	<b>405</b>
<b>Rob Gronkowski (NE)</b>	<b>401</b>
<b>Travis Kelce (KC)</b>	<b>390</b>

## MOST RECEIVING TDS

NFL TIGHT ENDS IN 2017

<b>Zach Ertz (Phi.)</b>	<b>4</b>
<b>Cameron Brate (TB)</b>	<b>4</b>
<b>Rob Gronkowski (NE)</b>	<b>4</b>

## CAREER HIGHLIGHTS

- Since entering the league in 2013, ranks 6th among NFL TEs with 281 receptions, trailing only **Greg Olsen** (317), **Jason Witten** (310), **Delanie Walker** (307), **Jimmy Graham** (305) and **Martellus Bennett** (285)
- Ranks 6th in receiving yards (3,245) by an NFL TE since 2013, behind **Greg Olsen** (4,029), **Rob Gronkowski** (3,833), **Jimmy Graham** (3,811), **Delanie Walker** (3,610) and **Travis Kelce** (3,252)
- Ranks 2nd among NFL TEs in both receptions (112) and receiving yards (1,221) since 2016, trailing only **Travis Kelce** (118-1,515) in each category. Is also tied for the 4th-most receiving TDs (8) by an NFL TE in that span, behind **Cameron Brate** (12), **Hunter Henry** (10) and **Kyle Rudolph** (9)





ERTZ'S CAREER STATISTICS									
			RECEIVING					OFF SNAPS	
Year	Team	GP/S	No	Yards	Avg	Lg	TD	No	Pct
2013	Philadelphia	16/3	36	469	13.0	38	4	450	41%
2014	Philadelphia	16/5	58	702	12.1	35t	3	587	50%
2015	Philadelphia	15/7	75	853	11.4	60	2	790	68%
2016	Philadelphia	14/12	78	816	10.5	30	4	851	75%
2017	Philadelphia	6/6	34	405	11.9	53	4	361	85%
<b>Totals</b>		<b>67/33</b>	<b>281</b>	<b>3245</b>	<b>11.5</b>	<b>60</b>	<b>17</b>	<b>---</b>	<b>---</b>
PLAYOFFS									
2013	Philadelphia	1/0	3	22	7.3	15	1	23	40%
<b>Totals</b>		<b>1/0</b>	<b>3</b>	<b>22</b>	<b>7.3</b>	<b>15</b>	<b>1</b>	<b>---</b>	<b>---</b>
ADDITIONAL CAREER STATISTICS									
<b>Fumbles/Lost:</b> 3/3 - 2017 (1/1); 2015 (1/1); 2014 (1/1)									
<b>Forced Fumbles:</b> 1 - 11/22/15 vs. TB									

## CAREER HIGHLIGHTS (Continued)

- Has posted 112 receptions for 1,221 yards and 8 TDs in his last 16 games. For context, only one TE in NFL history has ever registered 100+ receptions and 1,200+ receiving yards in a single season: **Tony Gonzalez** in 2004 (102-1,258)
- Produced the most receptions (247) and receiving yards (2,840) by an Eagles TE in his first four NFL seasons

## 2017 - PHILADELPHIA EAGLES (6/6)

- Leads all NFL TEs and ranks among the league's Top 10 overall in receptions (34, 8th), receiving yards (405, 9th), receiving TDs (4, T-7th) and receiving first downs (22, T-5th)
- Is tied with **Nelson Agholor** for the team lead in receiving TDs (4). Ertz and Agholor's 4 TDs are the most by an Eagle through 6 games since **Jeremy Maclin** in 2014 (also 4)
- Ertz and Agholor are just the fourth pair of Eagles to record 4+ receiving TDs each in the first 6 games of the season since 1950, joining **Fred Barnett** (4) and **Calvin Williams** (4) in 1992, **Ben Hawkins** (5) and **Harold Jackson** (4) in 1969 and **Pete Pihos** (6) and **Bobby Walston** (8) in 1954


## HIGH SCHOOL STANDOUT

Ertz graduated from Monte Vista HS (Danville, CA), where he was a first-team all-state selection as a senior after catching 56 passes for 756 yards and 14 TDs. In addition to garnering All-Northern California first-team honors from *NorCalPreps.com*, first-team All-Metro honors from the *San Francisco Chronicle*, All-East Bay honors from the *Contra Costa Times* and first-team All-East Bay Athletic League honors following his senior season, Ertz was named the 2008 *Cal-Hi Sports* North Coast Section Scholar Athlete of the Year.

Ertz also played high school basketball with Mark Appel, who was selected by the Houston Astros with the No. 1-overall pick in the 2013 MLB Draft and now plays in the Phillies organization. Their basketball team went 32-4 and lost in the NorCal finals. Ertz was a center and Appel was a small forward.

2017 GAME-BY-GAME STATISTICS										
Date	Opp	GP/S	Rec	Yds	Avg	Lg	TD	Snaps	Pct	
Sep 10	at Was	W	1/1	8	93	11.6	23	0	60	88%
Sep 17	at KC	L	1/1	5	97	19.4	53	0	60	83%
Sep 24	NYG	W	1/1	8	55	6.9	12	1	75	99%
Oct 1	at LAC	W	1/1	5	81	16.2	38	0	60	76%
Oct 8	Ari	W	1/1	6	61	10.2	14	1	57	85%
Oct 12	at Car	W	1/1	2	18	9.0	17t	2	49	79%
Oct 23	Was									
Oct 29	SF									
Nov 5	Den									
Nov 19	at Dal									
Nov 26	Chi									
Dec 3	at Sea									
Dec 10	at LAR									
Dec 17	at NYG									
Dec 25	Oak									
Dec 31	Dal									
<b>Totals</b>			<b>6/6</b>	<b>34</b>	<b>405</b>	<b>11.9</b>	<b>53</b>	<b>4</b>	<b>361</b>	<b>85%</b>

CAREER HIGHS		
<b>Receptions</b>	15	12/20/14 at Was.
<b>Receiving Yards</b>	152	1/3/16 at NYG
<b>Receiving Long</b>	60	1/3/16 at NYG
<b>Receiving TDs</b>	2	3x, last: 10/12/17 at Car.



## THE NEWLYWEDS

Ertz and his wife, Julie, who is a star defender on the U.S. Women's National Soccer team, got married in the 2017 offseason. They couple was also featured in *ESPN Magazine's* "The Body Issue."



2016 GAME-BY-GAME STATISTICS										
Date	Opp	GP/S	Rec	Yds	Avg	Lg	TD	Snaps	Pct	
Sep 11	Cle	W	1/1	6	58	9.7	15	0	60	78%
Sep 19	at Chi	W	INACTIVE (RIB)							
Sep 25	Pit	W	INACTIVE (RIB)							
Oct 9	at Det	L	1/1	3	37	12.3	21	0	52	85%
Oct 16	at Was	L	1/1	1	22	22.0	22	0	46	88%
Oct 23	Min	W	1/1	1	14	14.0	14	0	48	83%
Oct 30	at Dal	L	1/1	4	19	4.8	11	0	63	81%
Nov 6	at NYG	L	1/1	8	97	12.1	30	0	62	83%
Nov 13	Atl	W	1/1	6	55	9.2	18	0	59	75%
Nov 20	at Sea	L	1/1	6	35	5.8	11	1	70	88%
Nov 28	GB	L	1/1	3	36	12.0	16	0	55	93%
Dec 4	at Cin	L	1/0	9	79	8.8	20	1	70	88%
Dec 11	Was	L	1/1	10	112	11.2	29	0	67	86%
Dec 18	at Bal	L	1/1	6	80	13.3	24	0	81	93%
Dec 22	NYG	W	1/1	2	33	16.5	19	0	48	86%
Jan 1	Dal	W	1/0	13	139	10.7	20t	2	70	92%
<b>Totals</b>			<b>14/12</b>	<b>78</b>	<b>816</b>	<b>10.5</b>	<b>30</b>	<b>4</b>	<b>851</b>	<b>75%</b>

2015 GAME-BY-GAME STATISTICS										
Date	Opp	GP/S	Rec	Yds	Avg	Lg	TD	Snaps	Pct	
Sep 14	at Atl	L	1/0	3	46	15.3	21	0	52	70%
Sep 20	Dal	L	1/0	3	17	5.7	9	0	40	65%
Sep 27	at NYJ	W	1/0	2	30	15.0	21	0	38	52%
Oct 4	at Was	L	1/1	2	11	5.5	7	0	38	68%
Oct 11	NO	W	1/0	5	60	12.0	21	0	56	67%
Oct 19	NYG	W	1/1	4	43	10.8	17	0	67	86%
Oct 25	at Car	L	1/1	5	63	12.6	24	0	75	90%
Nov 8	at Dal	W	1/1	5	44	8.8	27	0	59	81%
Nov 15	Mia	L	1/0	7	68	9.7	27	0	76	79%
Nov 22	TB	L	1/1	2	12	6.0	7	0	14	20%
Nov 26	at Det	L	0/0	INACTIVE (CONCUSSION)						
Dec 6	at NE	W	1/1	2	9	4.5	5t	1	53	87%
Dec 13	Buf	W	1/0	5	98	19.6	41	0	60	78%
Dec 20	Ari	L	1/0	8	78	9.8	22t	1	49	77%
Dec 26	Was	L	1/1	13	122	9.4	17	0	64	79%
Jan 3	at NYG	W	1/0	9	152	16.9	60	0	49	74%
<b>Totals</b>			<b>15/7</b>	<b>75</b>	<b>853</b>	<b>11.4</b>	<b>60</b>	<b>2</b>	<b>790</b>	<b>68%</b>

## CAREER HIGHLIGHTS (Continued)

- Ertz is the seventh NFL TE since 1999 to record 30+ catches for 400+ yards and 4+ TDs through 6 games, joining **Rob Gronkowski** in 2017 (34-533-6), **Jordan Cameron** in 2013 (38-460-5), **Jimmy Graham** in 2013 (37-593-6), **Tony Gonzalez** in 2012 (43-430-4), **Antonio Gates** in 2010 (31-490-7) and **Jason Witten** in 2007 (32-454-4)
- Since 2000, only three Eagles have had 30+ receptions for 400+ yards and 4+ TDs in the first 6 games of the season: Ertz in 2017, **DeSean Jackson** in 2013 (34-589-5) and **Terrell Owens** in 2005 (44-609-5) and 2004 (32-454-4)
- Recorded his third career multi-TD game after catching 2 TDs in the 28-23 win at Car. (10/12/17)
- Also produced single TD performances vs. NYG (9/24/17) and vs. Ari. (10/8/17)

100+ YARD GAMES (5)				
Date	Opponent	Yards	Rec	TDs
1/3/16	at New York Giants (W, 35-30)	152	9	0
1/1/17	vs. Dallas Cowboys (W, 27-13)	139	13	2
12/26/15	vs. Washington Redskins (L, 24-38)	122	13	0
12/20/14	at Washington Redskins (L, 24-27)	115	15	0
12/11/16	vs. Washington Redskins (L, 22-27)	112	10	0

MULTI-TOUCHDOWN GAMES (3)		
Date	Opponent	TDs
10/12/17	at Carolina Panthers (W, 28-23)	2
1/1/17	vs. Dallas Cowboys (W, 27-13)	2
12/1/13	vs. Arizona Cardinals (W, 24-21)	2



## GREEN & SILVER SLUGGER

Ertz captured the Eagles annual batting practice competition title at Citizens Bank Park in 2016, winning a hotly-contested final round over fellow Eagles TE Trey Burton. Other participants were 2015 champion Jon Dorenbos, head coach Doug Pederson, Bennie Logan, Chris Maragos, Donnie Jones and Chase Daniel.

## HOLIDAY SPIRIT

Ertz partners annually with Bringing Hope Home's Adopt-A-Family program during the holiday season and does all of a family's holiday shopping. He also hosts the family at a home game, where he hands out presents and gives a tour of the locker room.

## BIRDSEED

Ertz is the son of Lisa and Douglas, and has three younger brothers: Shane, Nic and Jackson. Lisa is an office manager and legal assistant, and Doug is a software salesman. Ertz also has a Bernese Mountain dog named Apollo.

His father, Douglas, played football at Lehigh University from 1981-84 and his uncle, Davis, played baseball at the University of Vermont from 1970-72.

Ertz earned his bachelor's degree in management science and engineering at Stanford.

# QB NICK FOLES 9



**6-6 | 243** **6th Year**  
**BORN: Jan. 20, 1989 (Age 28)**



**Arizona**  
**D3-12 (88th overall)**  
**by Philadelphia**  
**Acquired: FA (KC) 2017**

## PASSER RATING EAGLES ALL-TIME HISTORY

**94.2 Nick Foles (2012-14, 17)**

**87.7 Michael Vick (2009-13)**

**86.5 Donovan McNabb (1999-2009)**

# 27-2

**Foles enjoyed a breakout season in 2013, throwing 27 TDs against 2 INTs for a 119.2 passer rating.**

**His 13.5 TD-INT ratio in 2013 ranks 2nd in NFL single-season history, trailing only Tom Brady in 2016 (14.0 - 28 TDs, 2 INTs).**

**His 19 TDs to start a season without an INT were the 2nd-most in NFL history, behind Peyton Manning (20 in 2013).**

**Became the first Eagle to lead the league in passer rating since Tommy Thompson in 1949.**



Originally a 3rd-round draft choice (88th overall) by the Eagles in the 2012 NFL Draft, **Nick Foles** spent the first three seasons of his pro career with Philadelphia prior to stints with St. Louis (2015) and Kansas City (2016). The Eagles' all-time leader in passer rating (94.2), Foles has completed 776-of-1,285 (60.4%) attempts for 9,215 yards, 56 TDs and an 88.2 passer rating in 42 career games (36 starts).

## 7 PASSING TDs NFL SINGLE-GAME HISTORY



**DREW BREEES**  
11/1/15 vs. NYG




**NICK FOLES**  
11/3/13 at Oak.



**PEYTON MANNING**  
9/5/13 vs. Bal.



**JOE KAPP**  
9/28/69 vs. Bal.



**Y.A. TITTLE**  
10/28/62 vs. Was.



**GEORGE BLANDA**  
11/19/61 vs. NYT



**ADRIAN BURK**  
10/17/54 at Was.



**SID LUCKMAN**  
11/43/43 at NYG

## CAREER HIGHLIGHTS

- Produced a 94.2 passer rating with the Eagles from 2012-14, which ranks 1st in all-time team history (min. 500 attempts)
- Also owns the 3rd-best career completion percentage (61.6%) in Eagles history, trailing only **Sam Bradford** (65.0%) and **Carson Wentz** (62.0%) (min. 500 attempts)

### 2016 - KANSAS CITY CHIEFS (3/1)

- Saw action in three games (one start) as a back-up to QB **Alex Smith**. Completed 36-of-55 (65.5%) attempts for 410 yards, 3 TDs, 0 INTs and a 105.9 passer rating

### 2015 - ST. LOUIS RAMS (11/11)

- Started a career-high 11 games
- Tied a career-long with a 68-yard pass to **Stedman Bailey** at GB (10/11/15)



# QB NICK FOLE 9



FOLES' CAREER STATISTICS																			
			PASSING										RUSHING				OFF SNAPS		
Year	Team	GP/S	Att	Cmp	Pct	Yds	Y/A	TD	Int	Lg	Sk/Yd	Rate	Att	Yds	Avg	Lg	TD	No	Pct
2012	Philadelphia	7/6	265	161	60.8	1699	6.4	6	5	46	20/131	79.1	11	42	3.8	14	1	454	40%
2013	Philadelphia	13/10	317	203	64.0	2891	9.1	27	2	63t	28/173	119.2	57	221	3.9	21	3	702	64%
2014	Philadelphia	8/8	311	186	59.8	2163	7.0	13	10	68t	9/74	81.4	16	68	4.3	14	0	545	46%
2015	St. Louis	11/11	337	190	56.4	2052	6.1	7	10	68	14/98	69.0	17	20	1.2	10	1	653	68%
2016	Kansas City	3/1	55	36	65.5	410	7.5	3	0	49	4/34	105.9	4	-4	-1.0	-1	0	106	10%
2017	Philadelphia	0/0	0	0	---	0	--	0	0	--	0/0	---	0	0	---	--	0	0	0%
<b>Totals</b>		<b>42/36</b>	<b>1285</b>	<b>776</b>	<b>60.4</b>	<b>9215</b>	<b>7.2</b>	<b>56</b>	<b>27</b>	<b>68t</b>	<b>75/510</b>	<b>88.1</b>	<b>105</b>	<b>347</b>	<b>3.3</b>	<b>21</b>	<b>5</b>	<b>---</b>	<b>---</b>
PLAYOFFS																			
2013	Philadelphia	1/1	33	23	69.7	195	5.9	2	0	40	2/19	105.0	1	3	3.0	3	0	58	100%
2016	Kansas City	0/0	0	0	---	0	---	0	0	--	0/0	---	0	0	---	--	0	---	---
<b>Totals</b>		<b>1/1</b>	<b>33</b>	<b>23</b>	<b>69.7</b>	<b>195</b>	<b>5.9</b>	<b>2</b>	<b>0</b>	<b>40</b>	<b>2/19</b>	<b>105.0</b>	<b>1</b>	<b>3</b>	<b>3.0</b>	<b>3</b>	<b>0</b>	<b>---</b>	<b>---</b>
ADDITIONAL CAREER STATISTICS																			
<b>Fumbles/Lost:</b> 21/10 - 2012 (8/3); 2013 (4/2); 2014 (4/3); 2015 (5/2)																			

## CAREER HIGHLIGHTS (Continued)

### 2014 - PHILADELPHIA EAGLES (8/8)

- Posted his third career 400+ yard performance (411) while setting career highs with 62 attempts and 36 completions at Ari. (10/26/14)
- Became the sixth QB since 1950 to throw for 320+ yards in each of the first three games of the season (322 - 9/7/14 vs. Jax.; 331 - 9/15/14 at Ind.; 325 - 9/21/14 vs. Was.), joining **Drew Brees** (2013), **Robert Griffin III** (2013), **Tom Brady** (2011), **Kurt Warner** (2000) and **Drew Bledsoe** (1994)
- Threw for 322 yards, including a career-long, 68-yard TD pass to **Jeremy Maclin**, in a comeback win vs. Jax. (9/7/14)

### 2013 - PHILADELPHIA EAGLES (13/10, Playoffs: 1/1)

- Enjoyed a breakout season in 2013, completing 203-of-317 (64.0%) attempts for 2,891 yards, 27 TDs, 2 INTs and a 119.2 passer rating in only 10 starts. Earned a spot in the **2014 Pro Bowl** and was named the game's Most Valuable Player



## BORN INTO FOOTBALL

Growing up in Austin, TX, Foles claims he has been in a football-thirsty environment his whole life. "High school football was the big thing growing up in Austin. Friday Night Lights, the whole deal. I was thrown right in it and loved it."

In fact, there is a baby picture of Foles after he was born with a football in his hands. "It's actually pretty funny because in that picture I'm using the same grip on the ball as I do now."

## BIRDSEED

Foles married his wife, Tori, in the 2014 offseason. Tori played volleyball at Arizona and is the sister of former Eagles TE Evan Moore. Foles is the son of Larry and Melissa, who both are in the restaurant business. He has two sisters: Lacey and Katie.

Foles was a roommate of Brent Celek's brother, Garrett, as a freshman at Michigan State.

## DUAL-SPORT ATHLETE

Foles starred at Westlake HS (Austin, TX), where he set school career records for passing yards (5,658) and TDs (56), breaking marks previously held by Drew Brees. Foles was teammates with Ravens K Justin Tucker at Westlake.

Additionally, Foles was also a three-year starter and two-time MVP for Westlake's basketball team, averaging 15 points and 11 rebounds in 2005-06 while earning all-district honors. He was recruited by numerous Division I basketball programs.

## STILL MENTORING

While at Arizona, Foles served as a mentor to four brothers (Aaron, Jose, Chris and Anthony) from an underprivileged home in Tucson. "I'd spend time with them every weekend. It was a great experience for me. I still mentor and talk to them and help them in any way I can."

# QB NICK FOLES 9



## 2017 GAME-BY-GAME STATISTICS

Date	Opp	GP/S	PASSING										RUSHING					SNAPS	
			Att	Cmp	Pct	Yds	Y/A	TD	Int	Lg	Sk/Yds	Rat	Att	Yds	Avg	Lg	TD	No	Pct
Sep 10	at Was	W	DID NOT PLAY																
Sep 17	at KC	L	DID NOT PLAY																
Sep 24	NYG	W	DID NOT PLAY																
Oct 1	at LAC	W	DID NOT PLAY																
Oct 8	Ari	W	DID NOT PLAY																
Oct 12	at Car	W	DID NOT PLAY																
Oct 23	Was																		
Oct 29	SF																		
Nov 5	Den																		
Nov 19	at Dal																		
Nov 26	Chi																		
Dec 3	at Sea																		
Dec 10	at LAR																		
Dec 17	at NYG																		
Dec 25	Oak																		
Dec 31	Dal																		
<b>Totals</b>		<b>0/0</b>	<b>0</b>	<b>0</b>	<b>---</b>	<b>0</b>	<b>--</b>	<b>0</b>	<b>0</b>	<b>--</b>	<b>0/0</b>	<b>---</b>	<b>0</b>	<b>0</b>	<b>---</b>	<b>--</b>	<b>0</b>	<b>0</b>	<b>0%</b>

### CAREER HIGHS

<b>Pass Attempts</b>	62	10/26/14 at Ari.
<b>Completions</b>	36	10/26/14 at Ari.
<b>Passing Yards</b>	428	12/15/13 at Min.
<b>Yards/Attempt</b>	14.5	11/3/13 at Oak.
<b>Passing Long</b>	68	2x, last: 10/11/15 at GB
<b>Passing TDs</b>	7	11/3/13 at Oak.
<b>Completion %</b>	84.0	12/22/13 vs. Chi.
<b>Passer Rating</b>	158.3	11/3/13 at Oak.
<b>Rush Attempts</b>	9	2x, last: 12/1/13 vs. Ari.
<b>Rushing Yards</b>	47	11/17/13 vs. Was.
<b>Rushing Long</b>	21	12/15/13 at Min.
<b>Rushing TDs</b>	1	5x, last: 9/13/15 vs. Sea.

### 300+ YARD GAMES (8)

Date	Opponent	Yards
12/15/13	at Minnesota Vikings (L, 30-48)	428
10/26/14	at Arizona Cardinals (L, 20-24)	411
11/3/13	at Oakland Raiders (W, 49-20)	406
12/9/12	at Tampa Bay Buccaneers (W, 23-21)	381
12/23/12	vs. Washington Redskins (L, 20-27)	345
9/15/14	at Indianapolis Colts (W, 30-27)	331
9/21/14	vs. Washington Redskins (W, 37-34)	325
9/7/14	vs. Jacksonville Jaguars (W, 34-17)	322

## CAREER HIGHLIGHTS (Continued)

- Produced the best TD-INT ratio (27 TDs, 2 INTs) in NFL history in 2013. Is the only player in NFL history to record 20+ TDs with fewer than 2 INTs. Joined **Tom Brady** (36 TDs, 4 INTs in 2010) as the only QBs in NFL history to register 25+ TDs with fewer than 5 INTs in a single season
- Posted the 3rd-lowest INT percentage (0.63) in NFL history in 2013. His 19 TDs to start a season without an INT were the 2nd-most in NFL history, behind **Peyton Manning** (20 in 2013). Set an Eagles franchise record with 237 attempts without an INT (12/23/12-12/8/13)
- Also led the NFL in passer rating (119.2), yards per attempt (9.1) and TD percentage (8.5) in 2013. Became the first Eagle to lead the league in passer rating since **Tommy Thompson** in 1949
- His nine games with a 100+ passer rating in 2013 tied a franchise record (**Donovan McNabb** in 2004) and ranked 2nd in the NFL, trailing only **Peyton Manning** (10)
- In his first career playoff start vs. NO (1/4/14), completed 69.7% (23-of-33) of his passes for 195 yards, 2 TDs and a 105.0 passer rating
- Helped the Eagles clinch the NFC East title with a 124.4 passer rating at Dal. (12/29/13). Completed 17-of-26 (65.4%) attempts for 263 yards and 2 TDs
- Set a franchise record with an 84.0% (21-of-25) completion percentage vs. Chi. (12/22/13), along with 230 yards, 2 TDs and a 131.7 passer rating
- Threw for a career-high 428 yards at Min. (12/15/13)

# WR SHELTON GIBSON 18



**5-11 | 191** **Rookie**  
**BORN: March 20, 1995 (Age 22)**

**Cleveland, Ohio**  
**Cleveland Heights High School**

**West Virginia**  
**D5a-17 (166th overall)**  
**by Philadelphia**



Shelton Gibson was selected by the Eagles in the 5th round (166th overall) of the 2017 NFL Draft. Gibson, who excelled as a receiver and kick returner during his three-year career at West Virginia, earned second-team All-Big 12 honors after totaling 43 receptions for 951 yards (22.1 avg.) and 8 TDs as a junior in 2016. In his sophomore campaign in 2015, Gibson registered 37 catches for 887 yards (24.0 avg.) and a career-high 9 TDs.

## RECEIVING AVERAGE

NCAA PLAYERS (2015-16)

Jalen Robinette	26.2
<b>Shelton Gibson</b>	<b>23.0</b>
Mack Hollins	22.9
Chris Moore	21.8
Bryce Treggs	21.2

## BIRDSEED

- Is the son of Shalett and Shelton Gibson. Has four siblings. Majored in multidisciplinary studies at West Virginia
- Prepped at Cleveland Heights HS (Cleveland, OH), where he finished with 700 receiving yards as a senior while scoring as a receiver, rusher, kickoff returner, punt returner and passed for a TD. Named No. 6 on the 2012 Cleveland Plain Dealer Top 50 Northeast Ohio football players. Also played in the U.S. Army All-American Bowl
- Grabbed 27 passes for 518 yards and 4 TDs as a junior in 2011. Recorded 45 receptions for 532 yards and 21 TDs as a sophomore
- Also lettered in track and field, participating in sprints and relays

**Among NCAA players with at least 20.0 yards per reception from 2015-16 (min. 40 receptions), Gibson ranks 1st with 17 TDs.**

## COLLEGE HIGHLIGHTS

- Appeared in 38 games during his three-year career at West Virginia, where he amassed 84 receptions for 1,898 yards (22.6 avg.) and 17 TDs. Also had 53 kickoff returns for 1,244 yards (23.5 avg.) and 1 TD, including a 100-yard kick return TD
- Ranked 4th in the nation with 22.1 yards per reception as a junior in 2016, trailing only **Jalen Robinette** (27.4, Air Force), **Jester Weah** (24.2, Pittsburgh) and **Jaylen Smith** (22.2, Louisville). Registered career highs in receptions (43) and receiving yards (951) en route to second-team All-Big 12 honors
- Earned All-Big 12 Honorable Mention as a sophomore in 2015 after ranking 2nd in the nation with 23.97 yards per reception, trailing only current Eagles teammate **Mack Hollins** (24.8, North Carolina). Produced 37 catches for 887 yards and a career-high 9 TDs. Returned 11 kickoffs for 361 yards (32.8 avg.), including a 100-yard TD at Baylor (10/17/15)



# WR SHELTON GIBSON 18



2017 GAME-BY-GAME STATISTICS										
Date	Opp	GP/S	Rec	Yds	Avg	Lg	TD	Snaps	Pct	
9/10	at Was	W	0/0						INACTIVE	
9/17	at KC	L	0/0						INACTIVE	
9/24	NYG	W	0/0						INACTIVE	
10/1	at LAC	W	0/0						INACTIVE	
10/8	Ari	W	0/0						INACTIVE	
10/12	at Car	W	0/0						INACTIVE	
10/23	Was									
10/29	SF									
11/5	Den									
11/19	at Dal									
11/26	Chi									
12/3	at Sea									
12/10	at LAR									
12/17	at NYG									
12/25	Oak									
12/31	Dal									
<b>Totals</b>			<b>0/0</b>	<b>0</b>	<b>0</b>	<b>---</b>	<b>--</b>	<b>0</b>	<b>0</b>	<b>0%</b>



GIBSON'S CAREER STATISTICS										
			RECEIVING					OFF SNAPS		ST
Year	Team	GP/S	No	Yards	Avg	Lg	TD	No	Pct	T
2017	Philadelphia	0/0	0	0	---	--	0	0	0%	0
<b>Totals</b>		<b>0/0</b>	<b>0</b>	<b>0</b>	<b>---</b>	<b>--</b>	<b>0</b>	<b>---</b>	<b>---</b>	<b>0</b>

## TRANSACTIONS

**2017** Drafted by PHI in 5th round (166th overall)  
Signed 4-year contract

# LB NAJEE GOODE 52



**6-0 | 244**  **6th Year**  
**BORN: June 4, 1989 (Age 28)**

  
**Cleveland, Ohio**  
**Benedictine High School**



**West Virginia**  
**D5-12 (140th overall)**  
**by Tampa Bay**  
**Acquired: W (TB) 2013**



**Najee Goode** provides the Eagles with quality depth at linebacker and is a standout on special teams. In 2016, Goode recorded 12 special teams tackles to finish second on the team. The year before, Goode rebounded from a pectoral injury suffered in 2014, to play 349 snaps on special teams (70 percent) and finish third on the team in special teams tackles (12). A two-time team captain at West Virginia, Goode finished his college career with 157 tackles, including 22.5 TFLs, 8.0 sacks, 2 INTs, 2 FFs and 2 FRs.

## SPECIAL TEAMS TACKLES

EAGLES PLAYERS SINCE 2015

<b>Chris Maragos</b>	<b>35</b>
<b>Trey Burton</b>	<b>29</b>
<b>Najee Goode</b>	<b>26</b>

EAGLES PLAYERS IN 2016

<b>Chris Maragos</b>	<b>13</b>
<b>Najee Goode</b>	<b>12</b>
<b>Mychal Kendricks</b>	<b>9</b>

## THREE STEP DROP

**Hobbies: Drawing and working on cars**

**Best player he has faced: Tom Brady**

**Funniest Eagle: Lane Johnson**

**If he could play another sport:**  
**Striker for Manchester United**

**Bucket list: H.A.L.O. jump -- a 30,000 ft. skydive at a small landing target**

**First job: Worked at a cheese factory where he packed and wrapped cheese**

**Strangest food he likes to eat: Sardines with jalapenos and pineapple**

**Favorite athlete as a kid: His father, John Goode**

**Favorite athlete to watch now: Usain Bolt**

## CAREER HIGHLIGHTS

**2016 - PHILADELPHIA EAGLES (16/0)**

- Finished 2nd on the Eagles with 12 special teams tackles. Tallied an Eagles single-game season-high 3 special teams tackles at NYG (11/6/16)

**2015 - PHILADELPHIA EAGLES (14/0)**

- Despite signing to the Eagles 53-man roster in Week 3, finished the year ranked 3rd with 12 special teams tackles
- Scored second TD of his career when he returned a blocked punt by S **Chris Maragos** for a score at NE (12/6/15). His TD tied the game at 14-14 before halftime and helped propel the Birds to a 35-28 win over the previously 10-1 Patriots



## GOODE'S CAREER STATISTICS

			TACKLES					PASS DEFENSE					FUMBLES			DEF SNAPS		ST	
Year	Team	GP/S	Total	Solo	Asst	TFL	Sacks	Int	Yds	Lg	TD	PD	Hur	FF	FR	Yds	No	Pct	No
2012	Tampa Bay	3/0	0	0	0	0.0	0.0	0	0	--	0	0	0	0	0	0	3	0%	0
2013	Philadelphia	14/1	18	11	7	0.0	1.0	0	0	--	0	2	0	0	1	2	190	16%	8
2014	Philadelphia	1/0	0	0	0	0.0	0.0	0	0	--	0	0	0	0	0	0	0	0%	0
2015	Philadelphia	14/0	5	5	0	0.0	0.0	0	0	--	0	1	0	0	0	0	37	3%	12
2016	Philadelphia	16/0	0	0	0	0.0	0.0	0	0	--	0	0	0	0	0	0	2	0%	12
2017	Philadelphia	6/0	0	0	0	0.0	0.0	0	0	--	0	0	0	0	0	0	26	7%	2
<b>Totals</b>		<b>54/1</b>	<b>23</b>	<b>16</b>	<b>7</b>	<b>0.0</b>	<b>1.0</b>	<b>0</b>	<b>0</b>	<b>--</b>	<b>0</b>	<b>3</b>	<b>0</b>	<b>0</b>	<b>1</b>	<b>2</b>	<b>---</b>	<b>---</b>	<b>34</b>

## PLAYOFFS

2013	Philadelphia	1/0	0	0	0	0.0	0.0	0	0	--	0	0	0	0	0	0	0	0%	0
<b>Totals</b>		<b>1/0</b>	<b>0</b>	<b>0</b>	<b>0</b>	<b>0.0</b>	<b>0.0</b>	<b>0</b>	<b>0</b>	<b>--</b>	<b>0</b>	<b>0</b>	<b>0</b>	<b>0</b>	<b>0</b>	<b>0</b>	<b>---</b>	<b>---</b>	<b>0</b>

## CAREER HIGHLIGHTS (Continued)

### 2013 - PHILADELPHIA EAGLES (14/1, Playoffs: 1/0)

- Recorded his first-career sack, taking down Redskins QB **Robert Griffin III** in his first-career start vs. Was. (11/17/13). Also notched six tackles and two passes defended in the contest
- Recovered a mishandled long snap at the Giants 2-yard line and ran it in for his first-career touchdown vs. NYG (10/27/13)

## TOUCHDOWNS

Date	Opponent	TDs
12/6/15	at New England Patriots (W, 35-28)	Blocked Punt
10/27/13	vs. New York Giants (L, 7-15)	Fumble Recovery

## CAREER HIGHS

<b>Total Tackles</b>	6	11/17/13 vs. Was.
<b>Solo Tackles</b>	5	11/17/13 vs. Was.



## BORN TO BE A BIRD

Najee and his father, John Goode, are the first father-son duo to take snaps for the Eagles. John played in 14 games for the Eagles in 1985. Said Najee: "When I signed with the Eagles my father told me that the fans are extremely passionate about their sports. He said I should enjoy the moment and just make plays ... I was 4 years old and I knew the Eagles chant - E-A-G-L-E-S, EAGLES! I used to hear my dad do it all the time."

## BIRDSEED

Goode attended Benedictine High School in Cleveland where he was a dual-threat QB and a LB. He also lettered in track and field, where he won the Division II state title in the discus with a school-record toss of 172'01."

Goode is the son of Fatimah and John Goode. His first child, daughter, Lillianna, was born in June 2016. He also has a dog named Titan. Goode earned his degree in industrial engineering.

## VeePiO VENTURE

Goode serves as an advisor for a tech company called VeePiO which functions as the world's first real-time monetization platform for interactive social video. VeePiO allows content creators to make interactive videos that reveal pictures, comments, and the ability to purchase anything a viewer sees - simply by touching or clicking the screen. For more information visit: [veep.io](http://veep.io).

## BOUNCING BACK

Goode's football career almost ended before it began after he broke his femur as a freshman in high school. "I remember it to this day," said Goode. "It was on a screen play. The doctors told me I would never be able to play football again because the injury was right on my growth plate." After surgery and months of rehab, Goode beat the odds and returned to the field for the end of his sophomore season. "That year sitting out was very tough for me. I'm just so happy everything worked out."







## 2017 GAME-BY-GAME STATISTICS

Date	Opp	GP/S	Tot	Solo	Sk	Int	PD	FF	FR	Snaps	Pct
9/10	at Was	W	1/0	0	0	0.0	0	0	0	0	0%
9/17	at KC	L	1/0	0	0	0.0	0	0	0	1	2%
9/24	NYG	W	1/0	0	0	0.0	0	0	0	12	17%
10/1	at LAC	W	1/0	0	0	0.0	0	0	0	0	0%
10/8	Ari	W	1/0	0	0	0.0	0	0	0	8	13%
10/12	at Car	W	1/0	0	0	0.0	0	0	0	5	6%
10/23	Was										
10/29	SF										
11/5	Den										
11/19	at Dal										
11/26	Chi										
12/3	at Sea										
12/10	at LAR										
12/17	at NYG										
12/25	Oak										
12/31	Dal										
<b>Totals</b>			<b>6/0</b>	<b>0</b>	<b>0</b>	<b>0.0</b>	<b>0</b>	<b>0</b>	<b>0</b>	<b>26</b>	<b>7%</b>

## 2016 GAME-BY-GAME STATISTICS

Date	Opp	GP/S	Tot	Solo	Sk	Int	PD	FF	FR	Snaps	Pct
Sep 11	Cle	W	1/0	0	0	0.0	0	0	0	1	2%
Sep 19	at Chi	W	1/0	0	0	0.0	0	0	0	0	0%
Sep 25	Pit	W	1/0	0	0	0.0	0	0	0	1	2%
Oct 9	at Det	L	1/0	0	0	0.0	0	0	0	0	0%
Oct 16	at Was	L	1/0	0	0	0.0	0	0	0	0	0%
Oct 23	Min	W	1/0	0	0	0.0	0	0	0	0	0%
Oct 30	at Dal	L	1/0	0	0	0.0	0	0	0	0	0%
Nov 6	at NYG	L	1/0	0	0	0.0	0	0	0	0	0%
Nov 13	Atl	W	1/0	0	0	0.0	0	0	0	0	0%
Nov 20	at Sea	L	1/0	0	0	0.0	0	0	0	0	0%
Nov 28	GB	L	1/0	0	0	0.0	0	0	0	0	0%
Dec 4	at Cin	L	1/0	0	0	0.0	0	0	0	0	0%
Dec 11	Was	L	1/0	0	0	0.0	0	0	0	0	0%
Dec 18	at Bal	L	1/0	0	0	0.0	0	0	0	0	0%
Dec 22	NYG	W	1/0	0	0	0.0	0	0	0	0	0%
Jan 1	Dal	W	1/0	0	0	0.0	0	0	0	0	0%
<b>Totals</b>			<b>16/0</b>	<b>0</b>	<b>0</b>	<b>0.0</b>	<b>0</b>	<b>0</b>	<b>0</b>	<b>2</b>	<b>0%</b>

## 2015 GAME-BY-GAME STATISTICS

Date	Opp	GP/S	Tot	Solo	Sk	Int	PD	FF	FR	Snaps	Pct
SIGNED TO THE EAGLES 53-MAN ROSTER (9/22)											
Sep 27	at NYJ	W	1/0	1	1	0.0	0	0	0	4	5%
Oct 4	at Was	L	1/0	0	0	0.0	0	0	0	0	0%
Oct 11	NO	W	1/0	3	3	0.0	0	0	0	14	20%
Oct 19	NYG	W	1/0	1	1	0.0	0	1	0	8	12%
Oct 25	at Car	L	1/0	0	0	0.0	0	0	0	1	2%
Nov 8	at Dal	W	1/0	0	0	0.0	0	0	0	0	0%
Nov 15	Mia	L	1/0	0	0	0.0	0	0	0	0	0%
Nov 22	TB	L	1/0	0	0	0.0	0	0	0	0	0%
Nov 26	at Det	L	1/0	0	0	0.0	0	0	0	0	0%
Dec 6	at NE	W	1/0	0	0	0.0	0	0	0	0	0%
Dec 13	Buf	W	1/0	0	0	0.0	0	0	0	0	0%
Dec 20	Ari	L	1/0	0	0	0.0	0	0	0	0	0%
Dec 26	Was	L	1/0	0	0	0.0	0	0	0	0	0%
Jan 3	at NYG	W	1/0	0	0	0.0	0	0	0	10	12%
<b>Totals</b>			<b>14/0</b>	<b>5</b>	<b>5</b>	<b>0.0</b>	<b>0</b>	<b>1</b>	<b>0</b>	<b>37</b>	<b>3%</b>

## 2014 GAME-BY-GAME STATISTICS

Date	Opp	GP/S	Tot	Solo	Sk	Int	PD	FF	FR	Snaps	Pct
Sep 7	Jax	W	1/0	0	0	0.0	0	0	0	0	0%
PLACED ON INJURED RESERVE (PECTORAL) ON 9/9											
<b>Totals</b>			<b>1/0</b>	<b>0</b>	<b>0</b>	<b>0.0</b>	<b>0</b>	<b>0</b>	<b>0</b>	<b>0</b>	<b>0%</b>

## COLLEGE HIGHLIGHTS

- Appeared in a West Virginia-record 52 games (25 starts) and totaled 157 tackles, 22.5 TFLs, 8.0 sacks, 2 INTs, 2 FFs and 2 FRs. Served as team captain as a junior and a senior
- Earned first-team All-Big East accolades following his senior season and led the team with 87 tackles and 15 TFLs, while finishing 3rd on the team in sacks with 5.0. Also recorded 1 FF, 1 FR and 2 INTs
- Played in 12 games (11 starts) as a junior and ranked eighth on the team with 47 tackles, including 8.5 tackles for loss
- Saw action in all 13 games (one start) as a sophomore, finishing the season with 11 tackles
- Appeared in 13 games as a redshirt freshman in 2008 and recorded 12 tackles

## TRANSACTIONS

- 2012** Drafted by TB in 5th round (140th overall)  
Signed 4-year contract
- 9/1/13** Waived by TB
- 9/2/13** Acquired off waivers by PHI
- 9/9/14** Placed on Injured Reserve (torn pectoral)
- 9/5/15** Waived by PHI
- 9/22/15** Signed by PHI to 1-year contract
- 2/10/16** Re-signed by PHI 1-year contract
- 9/3/16** Released by PHI
- 9/10/16** Re-signed by PHI
- 3/9/17** Signed by PHI to 1-year contract

# DE BRANDON GRAHAM 55



**6-2 | 265** **8th Year**  
**BORN: April 3, 1988 (Age 29)**

**AP**  
**2016**

**Detroit,  
 Michigan**

**Crockett  
 Vocational  
 Technical** ★



**Michigan**

**D1-10 (13th overall)  
 by Philadelphia**



Originally selected by Philadelphia with the 13th-overall pick in the 2010 NFL Draft, **Brandon Graham** is the longest-tenured member of the Eagles defense. In 2016, Graham was named second-team All-Pro by the *Associated Press* and was voted a first alternate to the Pro Bowl after leading the league with 78 combined sacks, hurries and QB knockdowns (according to *Stats LLC*).

## FORCED FUMBLES

NFL PLAYERS SINCE 2014

Jamie Collins (Cle.)	12
Lavonte David (TB)	12
Cameron Wake (Mia.)	12
Chandler Jones (Ari.)	11
<b>Brandon Graham (Phi.)</b>	<b>10</b>
Melvin Ingram (LAC)	10
Ryan Kerrigan (Was.)	10
Robert Quinn (LAR)	10

Graham has registered multiple FFs in three straight seasons (2014-16), including a career-high 4 FFs in 2014.

## 2016 DISRUPTIONS

COMBINED SACKS, HURRIES &  
 QB KNOCKDOWNS



**BRANDON  
 GRAHAM**  
**78.0**



**AARON  
 DONALD**  
**76.5**



**GENO  
 ATKINS**  
**76.0**

## THREE STEP DROP

**Bucket list: Drive a NASCAR car**

**First jersey: Dave Bing, Detroit Pistons**

**First job: Working the grill at McDonald's**

**Favorite Halloween costume: Batman,  
 when he was 10 years old**

**Favorite movie: Equalizer**

**Favorite book: *New Money: Staying Rich* by Phillip Buchanon**

**Favorite quote: "Those who stay, will be champions." - Bo Schembechler**

## CAREER HIGHLIGHTS

- Is tied for the 5th-most FFs (10) in the NFL since 2014, trailing only **Jamie Collins** (12), **Lavonte David** (12), **Cameron Wake** (12) and **Chandler Jones** (11)

### 2017 - PHILADELPHIA EAGLES (6/6)

- Leads the Eagles with 4.0 sacks. Has recorded 4.0 sacks through 6 games in back-to-back seasons
- Recorded his 7th-career multi-sack game (2.0), including a strip-sack that led to a 20-yard fumble recovery TD by **Fletcher Cox** at Was. (9/10/17)

# DE BRANDON GRAHAM 55



## GRAHAM'S CAREER STATISTICS

Year	Team	GP/S	TACKLES					PASS DEFENSE						FUMBLES			DEF SNAPS		ST
			Total	Solo	Asst	TFL	Sacks	Int	Yds	Lg	TD	PD	Hur	FF	FR	Yds	No	Pct	
2010	Philadelphia	13/6	19	12	7	1.0	3.0	0	0	--	0	0	13	2	0	0	N/A	N/A	0
2011	Philadelphia	3/0	4	2	2	1.0	0.0	0	0	--	0	0	1	0	0	0	N/A	N/A	0
2012	Philadelphia	16/6	50	34	16	7.0	5.5	0	0	--	0	1	27	2	1	0	420	40%	0
2013	Philadelphia	16/0	21	14	7	2.0	3.0	0	0	--	0	0	7	1	0	0	323	27%	7
2014	Philadelphia	16/1	43	29	14	13.5	5.5	0	0	--	0	0	18	4	0	0	499	43%	8
2015	Philadelphia	16/10	63	44	19	12.5	6.5	0	0	--	0	1	7	3	0	0	858	71%	0
2016	Philadelphia	16/16	64	50	14	14.0	5.5	0	0	--	0	1	30	2	1	4	764	75%	0
2017	Philadelphia	6/6	19	15	4	6.0	4.0	0	0	--	0	0	3	1	0	0	276	72%	0
<b>Totals</b>		<b>102/45</b>	<b>283</b>	<b>200</b>	<b>83</b>	<b>57.0</b>	<b>32.5</b>	<b>0</b>	<b>0</b>	<b>--</b>	<b>0</b>	<b>3</b>	<b>106</b>	<b>15</b>	<b>2</b>	<b>4</b>	<b>---</b>	<b>---</b>	<b>15</b>

## PLAYOFFS

2010	Philadelphia	0/0	PLACED ON INJURED RESERVE (ACL) ON 12/14/10																
2013	Philadelphia	1/0	2	1	1	0.0	1.0	0	0	--	0	0	1	0	0	0	22	31%	1
<b>Totals</b>		<b>1/0</b>	<b>2</b>	<b>1</b>	<b>1</b>	<b>0.0</b>	<b>1.0</b>	<b>0</b>	<b>0</b>	<b>--</b>	<b>0</b>	<b>0</b>	<b>1</b>	<b>0</b>	<b>0</b>	<b>0</b>	<b>---</b>	<b>---</b>	<b>1</b>

## CAREER HIGHLIGHTS (Continued)

### 2016 - PHILADELPHIA EAGLES (16/16)

- Named **second-team All-Pro** by the *Associated Press* and voted a first alternate to the Pro Bowl after leading the NFL with 78 combined sacks, hurries and QB knockdowns (according to *Stats LLC*)
- Started all 16 games for the first time in his career and led the Eagles with career highs in TFL (14) and hurries (30)
- Was a disruptive force throughout a 21-10 win vs. Min. (10/23/16), recording 3 tackles (2 solo), a career-high 6 hurries and a strip-sack of Vikings QB **Sam Bradford**
- Registered a sack in three consecutive games to open the 2016 season (Browns QB **Robert Griffin III** on 9/11/16; Bears QB **Jay Cutler** on 9/19/16; Steelers QB **Ben Roethlisberger** on 9/25/16). Became the first Eagle to record a sack in each of the first three games of a season since **Jason Babin**, **Trent Cole** and **Cullen Jenkins** in 2011



## CAREER HIGHS

<b>Total Tackles</b>	10	12/13/12 vs. Cin.
<b>Solo Tackles</b>	9	12/4/16 at Cin.
<b>Sacks</b>	2.5	12/13/12 vs. Cin.
<b>Hurries</b>	6	10/23/16 vs. Min.
<b>PDs</b>	1	3x, last: 10/30/16 at Dal.
<b>FFs</b>	2	11/8/15 at Dal.
<b>FRs</b>	1	2x, last: 9/25/16 vs. Pit.

## BIGGEST INFLUENCE

Graham names his mother, Tasha Graham, as being the most influential person in his life. A cancer survivor, Tasha was diagnosed with leukemia at a young age. She spent most of her life working at a Chrysler auto plant to support Brandon and his three sisters.

Recalled Tasha, "The doctors told me I would never be able to have kids, so I cherish them because of that. When I was working at Chrysler, working hard, trying to make ends meet, it was for them and Brandon saw that."

## THE SELECT 100

Graham organized a co-ed, high school football camp in Michigan called the Select 100 that takes 10 students (five boys and five girls) from each of Detroit's 20 public schools. The inaugural camp took place in summer 2015 and helps promote teamwork, confidence through sports and self esteem.

## FUTURE PLANS

Graham is currently nine credits shy of obtaining a degree in sports management and plans to finish following his football career. He has also taken an interest in sports broadcasting and would like to attend the NFL's Broadcast Boot Camp.

## HIGH SCHOOL STANDOUT

Graham was a four-year starter at Crockett Vocational Technical (Detroit, MI) and earned Parade, EA Sports and USA Today first-team All-America honors as a senior. That year, he was also named the Michigan Gatorade Player of the Year.

Graham recorded 307 tackles, including 112 TFL, 56 sacks, 16 FRs, 6 FFs and 2 INTs during his high school career. Additionally, Graham averaged more than 40 yards per attempt as a punter.

Outside of football, Graham lettered in basketball and track and field. Graham regularly donates uniforms and equipment to his high school alma mater.





2017 GAME-BY-GAME STATISTICS												
Date	Opp	GP/S	Tot	Solo	Sk	Hur	PD	FF	FR	Snaps	Pct	
Sep 10	at Was	W	1/1	4	3	2.0	0	0	1	0	43	68%
Sep 17	at KC	L	1/1	5	5	0.5	0	0	0	0	38	72%
Sep 24	NYG	W	1/1	1	1	0.0	1	0	0	0	46	67%
Oct 1	at LAC	W	1/1	2	1	0.0	1	0	0	0	44	77%
Oct 8	Ari	W	1/1	4	4	1.0	1	0	0	0	43	72%
Oct 12	at Car	W	1/1	3	1	0.5	0	0	0	0	62	76%
Oct 23	Was											
Oct 29	SF											
Nov 5	Den											
Nov 19	at Dal											
Nov 26	Chi											
Dec 3	at Sea											
Dec 10	at LAR											
Dec 17	at NYG											
Dec 25	Oak											
Dec 31	Dal											
<b>Totals</b>			<b>6/6</b>	<b>19</b>	<b>15</b>	<b>4.0</b>	<b>3</b>	<b>0</b>	<b>1</b>	<b>0</b>	<b>276</b>	<b>72%</b>

2016 GAME-BY-GAME STATISTICS												
Date	Opp	GP/S	Tot	Solo	Sk	Hur	PD	FF	FR	Snaps	Pct	
Sep 11	Cle	W	1/1	3	2	1.0	2	0	1	0	36	69%
Sep 19	at Chi	W	1/1	4	4	1.0	1	0	0	0	37	71%
Sep 25	Pit	W	1/1	4	2	1.0	2	0	0	1	42	70%
Oct 9	at Det	L	1/1	6	5	0.0	1	0	0	0	53	87%
Oct 16	at Was	L	1/1	3	2	0.0	3	0	0	0	57	77%
Oct 23	Min	W	1/1	3	2	1.0	6	0	1	0	57	75%
Oct 30	at Dal	L	1/1	6	4	0.0	5	1	0	0	64	82%
Nov 6	at NYG	L	1/1	1	1	0.0	1	0	0	0	52	81%
Nov 13	Atl	W	1/1	3	3	1.0	1	0	0	0	38	76%
Nov 20	at Sea	L	1/1	2	1	0.0	1	0	0	0	48	72%
Nov 28	GB	L	1/1	6	5	0.0	1	0	0	0	54	76%
Dec 4	at Cin	L	1/1	9	9	0.0	1	0	0	0	49	77%
Dec 11	Was	L	1/1	2	2	0.0	0	0	0	0	33	79%
Dec 18	at Bal	L	1/1	6	3	0.5	1	0	0	0	43	74%
Dec 22	NYG	W	1/1	4	3	0.0	3	0	0	0	63	71%
Jan 1	Dal	W	1/1	2	2	0.0	1	0	0	0	38	68%
<b>Totals</b>			<b>16/16</b>	<b>64</b>	<b>50</b>	<b>5.5</b>	<b>30</b>	<b>1</b>	<b>2</b>	<b>1</b>	<b>764</b>	<b>75%</b>

Eagles Defensive Coordinator Jim Schwartz on Brandon Graham's value to the team

“He’s always been a good rusher. He’s compact; he’s strong; he plays with great effort. He’s a tough guy and he’s one of our tempo setters up front and for our whole team.”

## CAREER HIGHLIGHTS (Continued)

### 2015 - PHILADELPHIA EAGLES (16/10)

- Finished the 2015 season tied for the team lead with 3 FFs and ranked 3rd with a career-high 6.5 sacks. Also set a career high with 63 tackles (44 solo)
- Posted his sixth-career multi-sack game after taking down Patriots QB **Tom Brady** twice at NE (12/6/15)
- Recorded 2 sacks against Cowboys QB **Matt Cassel** at Dal. (11/8/15), jarring the ball loose on both takedowns



## LEADING BY EXAMPLE

Rod Oden, who was an assistant coach at Crockett Vocational Technical (Detroit, MI) while Graham was in high school, is now the head coach there and fondly reflects on Graham's work ethic and the impact he has made on the program.

“He was an absolute leader,” said Oden. “The entire school would follow Brandon. He’s a leader in demonstration. We say, ‘Leadership is demonstrated, it’s not announced.’ He walks in a room and his presence commands respect. People see him put in the extra hours. They see him run the extra sprints, lift the extra weights, and they follow. Now we have kids who want to be the next Brandon. They’re still following.”

## BIRDSEED

Graham is the son of Tasha Graham and Derrick Walton and has three younger sisters: Brittany, Mikayla and Brianna. Graham married Carlyne Williams during the 2014 offseason and resides in Philadelphia. The couple gave birth to their first child, daughter Emerson, in the winter of 2016. They also have a cocker spaniel named Midnight.

Graham began playing football as a linebacker, center and running back for the Detroit Giants when he was 7 years old. His greatest love besides football growing up was doing flips in gymnastics. “I started doing it when I was young and I just got better and better. It’s really fun. I can do about 10 in a row now.”

# S COREY GRAHAM 24



**6-0 | 196**  **11th Year**  
**BORN: July 25, 1985 (Age 32)**



**Buffalo,  
New York**



**Turner Carroll  
High School**



**New Hampshire**  
**D5-07 (168th overall)**  
**by Chicago**  
**Acquired: FA 2017**



A member of the Baltimore's Super Bowl XLVII-winning team, **Corey Graham** agreed to terms on a one-year contract with the Eagles on August 3, 2017. Graham has totaled 529 tackles, 60 PDs, 15 INTs, 15.0 TFL, 5 FRs, 4 FFs and 3.0 sacks in 161 career games (64 starts) with the Bears (2007-11), Ravens (2012-13), Bills (2014-16) and Eagles. Graham played in 159 consecutive contests over the course of 11 seasons (2007-17) before he was rendered inactive with a hamstring injury in Week 3 vs. N.Y. Giants.

## TOTAL TACKLES

**BUFFALO BILLS IN 2016**

Zach Brown	149
Preston Brown	135
<b>Corey Graham</b>	<b>82</b>
Ronald Darby	69

## PASSES DEFENSED

**BUFFALO BILLS IN 2016**

Stephon Gilmore	12
Ronald Darby	11
<b>Corey Graham</b>	<b>9</b>
N. Robey-Coleman	7

## CAREER HIGHLIGHTS

- A member of Baltimore's Super Bowl XLVII-winning team that defeated San Francisco, 34-31, in New Orleans on 2/3/13. Totaled 32 tackles (20 solo), 7 PDs and 2 INTs (including a 39-yard TD in the AFC Divisional Round on 1/12/13 at Den.) during the Ravens' playoff run
- His streak of 159 consecutive regular-season games (165 including playoffs) ended on 9/24/17 vs. NYG, when he was rendered inactive with a hamstring injury

### 2016 - BUFFALO BILLS (16/16)

- Started all 16 games at safety and ranked 3rd on the Bills defense in tackles (82) and passes defended (9)

### 2015 - BUFFALO BILLS (16/16)

- Started all 16 games at safety and registered career highs in tackles (team-high 122), hurries (8) and fumble recoveries (2). Posted multiple INTs for the fifth consecutive season

- Scored on a 44-yard INT-TD at Jax. (London) (10/25/15)
- Produced a game-high 10 tackles (8 solo), including 1.0 TFL, and added 2 special teams stops at Ten. (10/11/15). Became the first Bills defensive back to record 10+ tackles in three straight contests since **George Wilson** in 2011
- Set a career-high with 13 tackles (8 solo) vs. NYG (10/4/15)

### 2014 - BUFFALO BILLS (16/9)

- Played in all 16 games (nine starts) and recorded a career-high 16 PDs, marking his second consecutive season with double-digit passes defended
- Made his first career start at safety vs. NE (10/12/14)
- Started at cornerback in his Buffalo debut at Chi. (9/7/14). Picked off Jay Cutler in the second quarter and returned it for a career-long 43 yards

# S COREY GRAHAM 24



## GRAHAM'S CAREER STATISTICS

Year	Team	GP/S	TACKLES					PASS DEFENSE						FUMBLES			DEF SNAPS		ST	
			Total	Solo	Asst	TFL	Sacks	Int	Yds	Lg	TD	PD	Hur	FF	FR	Yds	No	Pct		No
2007	Chicago	13/0	0	0	0	0.0	0.0	0	0	--	0	0	0	0	0	0	0	N/A	N/A	20
2008	Chicago	16/9	93	73	20	3.0	0.0	1	6	6	0	6	0	1	1	0	N/A	N/A	14	
2009	Chicago	16/1	18	14	4	0.0	0.0	0	0	--	0	4	1	0	0	0	N/A	N/A	23	
2010	Chicago	16/0	0	0	0	0.0	0.0	0	0	--	0	0	0	0	0	0	N/A	N/A	25	
2011	Chicago	16/0	5	4	1	0.0	0.0	3	11	10	0	3	1	1	0	0	N/A	N/A	22	
2012	Baltimore	16/8	54	36	18	1.0	0.0	2	20	20	0	8	0	1	0	0	574	50%	6	
2013	Baltimore	16/5	68	51	17	5.0	1.0	4	28	28	0	12	2	1	0	0	687	64%	5	
2014	Buffalo	16/9	77	59	18	0.0	0.0	2	75	45	0	16	0	0	1	0	778	72%	6	
2015	Buffalo	16/16	122	91	31	4.0	1.0	2	60	44t	1	4	8	0	2	29	980	90%	5	
2016	Buffalo	16/16	82	57	25	2.0	1.0	1	0	0	0	6	1	0	1	0	1052	98%	5	
2017	Philadelphia	4/0	10	5	5	0.0	0.0	0	0	--	0	1	1	0	0	0	106	28%	2	
<b>Totals</b>		<b>161/64</b>	<b>529</b>	<b>390</b>	<b>139</b>	<b>15.0</b>	<b>3.0</b>	<b>15</b>	<b>200</b>	<b>45</b>	<b>1</b>	<b>60</b>	<b>14</b>	<b>4</b>	<b>5</b>	<b>29</b>	<b>---</b>	<b>---</b>	<b>133</b>	

## PLAYOFFS

2010	Chicago	2/0	0	0	0	0.0	0.0	0	0	--	0	0	0	0	0	0	N/A	N/A	2
2012	Baltimore	4/4	32	20	12	0.0	0.5	2	39	39t	1	7	2	0	0	0	328	99%	0
<b>Totals</b>		<b>6/4</b>	<b>32</b>	<b>20</b>	<b>12</b>	<b>0.0</b>	<b>0.5</b>	<b>2</b>	<b>39</b>	<b>39t</b>	<b>1</b>	<b>7</b>	<b>2</b>	<b>0</b>	<b>0</b>	<b>0</b>	<b>---</b>	<b>---</b>	<b>2</b>

## ADDITIONAL CAREER STATISTICS

**Kick Returns:** 1 for 7 yards on 12/23/12 vs. NYG **Special Teams Fumble Recoveries:** 1 - (12/20/15 at Was.)

### CAREER HIGHS

<b>Total Tackles</b>	13	2x, last: 10/4/15 vs. NYG
<b>Solo Tackles</b>	12	11/30/08 at Min.
<b>Sacks</b>	1.0	3x, last: 9/25/16 vs. Ari.
<b>INTs</b>	2	2x, last: 11/24/13 vs. NYJ
<b>PDs</b>	3	6x, last: 9/25/16 vs. Ari.
<b>FFs</b>	1	4x, last: 9/29/13 at Buf.
<b>FRs</b>	1	5x, last: 10/9/16 at LAR

### TOUCHDOWNS

Date	Opponent	TDs
10/25/15	at Jacksonville Jaguars (L, 31-34)	44-yard INT
1/12/13	at Denver Broncos (AFC Div.) (W, 38-35)	39-yard INT

## CAREER HIGHLIGHTS (Continued)

### 2013 - BALTIMORE RAVENS (16/5)

- Appeared in all 16 contests (five starts) and led the Ravens with a career-high 4 INTs
- Registered a career-high-tying 2 INTs in a 19-3 victory vs. NYJ (11/24/13)

### 2012 - BALTIMORE RAVENS (16/8, 4/4)

- Finished tied for 2nd on the team with 32 tackles in the postseason. Also posted a team-leading 7 PDs, 2 INTs (returned 1 for a TD) and a half-sack
- Produced 8 tackles (7 solo), a team-leading 3 PDs and tied a playoff-franchise record with 2 INTs in the 38-35 double-overtime win in the Divisional game at Den. (1/12/13). Returned his first INT 39 yards for a TD, while his second INT in overtime set up **Justin Tucker's** game-winning FG

### 2011 - CHICAGO BEARS (16/0)

- Earned his first **Pro Bowl** nod as a special teamer after leading the Bears with 22 special teams tackles



## BIRDSEED

Graham and his wife, Alison, have a son, Chance. Graham attended Turner Carroll (Buffalo, NY) High School. He grew up rooting for the Buffalo Bills and idolized Steve Tasker and Thurman Thomas.



# S COREY GRAHAM 24



## 2017 GAME-BY-GAME STATISTICS

Date	Opp	GP/S	Tot	Solo	Sk	Int	PD	FF	FR	Snaps	Pct
Sep 10	at Was	W 1/0	2	1	0.0	0	0	0	0	18	29%
Sep 17	at KC	L 1/0	5	3	0.0	0	0	0	0	41	77%
Sep 24	NYG	W 0/0	INACTIVE (HAMSTRING)								
Oct 1	at LAC	W 0/0	INACTIVE (HAMSTRING)								
Oct 8	Ari	W 1/0	3	1	0.0	0	0	0	0	40	67%
Oct 12	at Car	W 1/0	0	0	0.0	0	1	0	0	7	9%
Oct 23	Was										
Oct 29	SF										
Nov 5	Den										
Nov 19	at Dal										
Nov 26	Chi										
Dec 3	at Sea										
Dec 10	at LAR										
Dec 17	at NYG										
Dec 25	Oak										
Dec 31	Dal										
<b>Totals</b>		<b>4/0</b>	<b>10</b>	<b>5</b>	<b>0.0</b>	<b>0</b>	<b>1</b>	<b>0</b>	<b>0</b>	<b>106</b>	<b>28%</b>

## 2016 GAME-BY-GAME STATISTICS (BUF)

Date	Opp	GP/S	Tot	Solo	Sk	Int	PD	FF	FR	Snaps	Pct
Sep 11	at Bal	L 1/1	1	1	0.0	0	0	0	0	68	100%
Sep 15	NYJ	L 1/1	4	3	0.0	0	0	0	0	74	100%
Sep 25	Ari	W 1/1	4	4	1.0	1	3	0	0	82	100%
Oct 2	at NE	W 1/1	2	1	0.0	0	0	0	0	56	100%
Oct 9	at LAR	W 1/1	4	4	0.0	0	0	0	1	66	100%
Oct 16	at SF	W 1/1	8	5	0.0	0	0	0	0	51	84%
Oct 23	at Mia	L 1/1	8	7	0.0	0	0	0	0	72	99%
Oct 30	NE	L 1/1	1	1	0.0	0	0	0	0	68	100%
Nov 7	at Sea	L 1/1	6	3	0.0	0	0	0	0	47	100%
Nov 20	at Cin	W 1/1	6	4	0.0	0	1	0	0	73	100%
Nov 27	Jax	W 1/1	6	4	0.0	0	0	0	0	68	100%
Dec 4	at Oak	L 1/1	11	6	0.0	0	1	0	0	71	100%
Dec 11	Pit	L 1/1	8	4	0.0	0	1	0	0	72	96%
Dec 18	Cle	W 1/1	3	3	0.0	0	0	0	0	58	100%
Dec 24	Mia	L 1/1	7	5	0.0	0	0	0	0	68	99%
Jan 1	at NYJ	L 1/1	5	4	0.0	0	0	0	0	58	94%
<b>Totals</b>		<b>16/16</b>	<b>82</b>	<b>57</b>	<b>1.0</b>	<b>1</b>	<b>6</b>	<b>0</b>	<b>1</b>	<b>1052</b>	<b>98%</b>

## CAREER HIGHLIGHTS (Continued)

- Recorded interceptions in three consecutive games: 11/13/11 vs. Det, 11/20/11 vs. SD, 11/27/11 at Oak.

### 2010 - CHICAGO BEARS (16/0, 2/0)

- Earned *USA Today's* **All-Joe Team** honors (players who are critical to their team but don't receive Pro Bowl nods) after leading the NFL with a career-high 25 special teams stops

### 2009 - CHICAGO BEARS (16/1)

- Finished second on the team with 23 special teams tackles

### 2008 - CHICAGO BEARS (16/9)

- Ranked 5th on the team with 93 tackles and tied for 3rd with 14 special teams stops

### 2007 - CHICAGO BEARS (13/0)

- Produced the 2nd-most special teams tackles (20) on the team. Notched his first career NFL score on a blocked punt that he returned 7 yards for a TD vs. GB (12/23/07)

## COLLEGE HIGHLIGHTS

- Holds University of New Hampshire school record and ranks 7th all-time in Division I-AA history with 1,787 yards on 65 kickoff returns (27.5 avg.) and 3 TDs in four seasons with the Wildcats (2003-06). His 27.5-yard average ranks 2nd in Atlantic 10 Conference history
- Only player in UNH annals to score a TD on an interception, kickoff return and punt return during a career
- Started all 42 contests played during career registering 302 tackles (4th most in school history) with 12 INTs, 31 PDs, 4 FFs and 3 FRs...Returned 2 INTs for TDs...Also gained 128 yards with a score on 12 punt returns (10.7 avg)

## 2015 GAME-BY-GAME STATISTICS (BUF)


Date	Opp	GP/S	Tot	Solo	Sk	Int	PD	FF	FR	Snaps	Pct
Sep 13	Ind	W 1/1	1	1	0.0	0	0	0	0	1	1%
Sep 20	NE	L 1/1	9	6	0.0	0	0	0	0	83	97%
Sep 27	at Mia	W 1/1	12	10	0.0	0	0	0	0	76	100%
Oct 4	NYG	L 1/1	13	8	1.0	0	0	0	0	69	97%
Oct 11	at Ten	W 1/1	10	8	0.0	0	0	0	0	67	97%
Oct 18	Cin	L 1/1	7	4	0.0	0	0	0	0	60	98%
Oct 25	at Jax	L 1/1	9	8	0.0	1	1	0	0	60	90%
Nov 8	Mia	W 1/1	8	8	0.0	0	0	0	0	68	99%
Nov 12	at NYJ	W 1/1	5	3	0.0	1	1	0	0	59	100%
Nov 23	at NE	L 1/1	7	3	0.0	0	0	0	0	67	100%
Nov 29	at KC	L 1/1	5	4	0.0	0	0	0	0	61	98%
Dec 6	Hou	W 1/1	3	2	0.0	0	1	0	0	76	100%
Dec 13	at Phi	L 1/1	9	8	0.0	0	0	0	0	74	96%
Dec 20	at Was	L 1/1	8	5	0.0	0	0	0	0	56	98%
Dec 27	Dal	W 1/1	11	8	0.0	0	0	0	0	54	92%
Jan 3	NYJ	W 1/1	5	5	0.0	0	1	0	0	49	86%
<b>Totals</b>		<b>16/16</b>	<b>122</b>	<b>91</b>	<b>1.0</b>	<b>2</b>	<b>4</b>	<b>0</b>	<b>0</b>	<b>980</b>	<b>90%</b>



# LB KAMU GRUGIER-HILL 54



**6-2 | 220**  **2nd Year**  
**BORN: May 16, 1994 (Age 23)**

**Honolulu, Hawaii**  
  
**Kamehameha High School**



**EASTERN ILLINOIS**  
**Eastern Illinois**  
**D6a-16 (208th overall)**  
**by New England**  
**Acquired:**  
**W (NE) 2016**

## EAGLES LEADERS

2017 SPECIAL TEAMS TACKLES

<b>Kamu Grugier-Hill</b>	<b>6</b>
<b>Chris Maragos</b>	<b>6</b>
<b>Corey Clement</b>	<b>5</b>

## THREE STEP DROP

**Hobbies:** Surfing and going to the beach  
**If he could be a superhero:** Incredible Hulk  
**Biggest pet peeve:** Making plans with someone who doesn't follow through  
**Funniest Eagle:** Lane Johnson  
**First jersey owned:** Randy Moss, Vikings  
**Favorite teams/athletes growing up:** San Francisco 49ers, Brian Dawkins and Randy Moss  
**Favorite athletes to watch now:** Steph Curry and Lionel Messi  
**Favorite food:** Hawaiian foods, especially Lau Lau [pig wrapped in a luau leaf]  
**Favorite movies:** *Horrible Bosses 1 and 2*, *Wedding Crashers*  
**Favorite TV show:** *Shark Tank*



**Kamu Grugier-Hill** (pronounced KAH-moo GREW-jay HILL) was acquired by the Eagles off waivers from the New England Patriots on Sept. 4, 2016, following the 53-man roster cutdown and appeared in 12 games as a rookie. Originally a sixth-round draft choice of the Patriots in 2016, Grugier-Hill played in 49 games over his four-year career at Eastern Illinois and earned first-team Ohio Valley Conference accolades as a junior and senior. As a senior in 2015, he compiled 70 tackles (16.5 for a loss) and 6.5 sacks.

## BIRDSEED

- The son of Elina Grugier-Bell. Has three siblings: two older brothers and one older sister
- Started playing football as a junior in high school. Began playing because one of his best friends suggested he try out for the team. Before he began playing football, he played soccer and volleyball. Started playing soccer at the age of 4
- Was a safety and punter at Kamehameha (HI) High School. Totaled 86 tackles and 5 sacks as a senior in 2011. Was named first-team All-Interscholastic League
- Earned his degree in kinesiology from Eastern Illinois

 @k\_grugierhill

## CAREER HIGHLIGHTS

### 2017 - PHILADELPHIA EAGLES (6/0)

- Through six games, is tied for the team lead with 6 special teams tackles
- Recorded 3 special teams tackles at Car. (10/12/17), marking the highest single-game total by an Eagle in 2017
- Saw his first defensive action of the season vs. Ari. (10/8/17) and recorded one solo tackle

### 2016 - PHILADELPHIA EAGLES (12/0)

- Finished his rookie year with 5 special teams tackles and one tackle on defense
- Made his first career tackle in the NFL when he dropped Browns RB **Duke Johnson Jr.** for a 6-yard loss on a fake punt vs. Cle. (9/11/16)

# LB KAMU GRUGIER-HILL 54



## GRUGIER-HILL'S CAREER STATISTICS

Year	Team	GP/S	TACKLES					PASS DEFENSE					FUMBLES			DEF SNAPS		ST		
			Total	Solo	Asst	TFL	Sacks	Int	Yds	Lg	TD	PD	Hur	FF	FR	Yds	No		Pct	No
2016	Philadelphia	12/0	1	1	0	1	0.0	0	0	--	0	0	0	0	0	0	0	1	0%	5
2017	Philadelphia	6/0	1	1	0	0	0.0	0	0	--	0	0	0	0	0	0	7	2%	6	
<b>Totals</b>		<b>18/0</b>	<b>2</b>	<b>2</b>	<b>0</b>	<b>1</b>	<b>0.0</b>	<b>0</b>	<b>0</b>	<b>--</b>	<b>0</b>	<b>0</b>	<b>0</b>	<b>0</b>	<b>0</b>	<b>0</b>	<b>---</b>	<b>---</b>	<b>11</b>	



## 2017 GAME-BY-GAME STATISTICS

Date	Opp	GP/S	Tot	Solo	Sk	Int	PD	FF	FR	Snaps	Pct
Sep 10	at Was	W 1/0	0	0	0.0	0	0	0	0	0	0%
Sep 17	at KC	L 1/0	0	0	0.0	0	0	0	0	0	0%
Sep 24	NYG	W 1/0	0	0	0.0	0	0	0	0	0	0%
Oct 1	at LAC	W 1/0	0	0	0.0	0	0	0	0	0	0%
Oct 8	Ari	W 1/0	1	1	0.0	0	0	0	0	7	12%
Oct 12	at Car	W 1/0	0	0	0.0	0	0	0	0	0	0%
Oct 23	Was										
Oct 29	SF										
Nov 5	Den										
Nov 19	at Dal										
Nov 26	Chi										
Dec 3	at Sea										
Dec 10	at LAR										
Dec 17	at NYG										
Dec 25	Oak										
Dec 31	Dal										
<b>Totals</b>		<b>6/0</b>	<b>1</b>	<b>1</b>	<b>0.0</b>	<b>0</b>	<b>0</b>	<b>0</b>	<b>0</b>	<b>7</b>	<b>2%</b>

## COLLEGE HIGHLIGHTS

- Played in 49 games (27 starts) for the Eastern Illinois Panthers and finished his career with 236 tackles (136 solo), nine sacks, six interceptions, nine passes defended, four forced fumbles and five fumble recoveries
- Made 10 starts as a senior in 2015 and was named first-team Ohio Valley Conference after compiling 70 tackles (50 solo) and a career-high 6.5 sacks. Also registered an interception and set a single-season career-high with three fumble recoveries
- Appeared in 12 games (11 starts) as a junior in 2014 and garnered first-team OVC accolades after leading the team with a career-high 97 tackles (47 solo). Also notched 1.5 sacks, two FFs, two FRs recoveries and three INTs. Was named the OVC Defensive Player of the Week after he compiled 19 tackles in a win at Tennessee Tech (11/1/14)

## TRANSACTIONS

- 2016** Drafted by NE in 6th round (208th overall)  
**9/3/16** Waived by NE  
**9/4/16** Acquired off waivers by PHI



# DT JUSTIN HAMILTON 90



**6-2 | 315**  **1st Year**  
**BORN: July 27, 1993 (Age 24)**

**Natchez, Mississippi**  
**Natchez High School**



**Louisiana-Lafayette**  
**UDFA (2015) by Buffalo**  
**Acquired: FA 2017**


## CAREER HIGHLIGHTS

**2017 - PHILADELPHIA EAGLES (3/0)**

- Combined with **Derek Barnett** to sack **Cam Newton** in the 28-23 win at Car. (10/12/17). Marked the first half-sack of his career

## COLLEGE HIGHLIGHTS

- A three-year starter at Louisiana-Lafayette, where he totaled 102 tackles (71 solo), 14.0 sacks and 4 FFs in 51 career games
- As a senior in 2014, produced career highs in sacks (5.0) and TFL (10.0) while adding 27 tackles (23 solo) and 1 FR in 13 games
- Registered a career-high 38 tackles (24 solo) in 13 contests as a junior in 2013. Also posted 9.0 TFL, 4.0 sacks, 1 FF and 1 FR
- As a sophomore in 2012, collected 29 tackles (18 solo), 8.0 TFL, 3.0 sacks and a career-high 3 FFs in 12 games



**Justin Hamilton** was signed by the Philadelphia Eagles during the 2017 offseason. Originally signed by Buffalo as an undrafted free agent in 2015, Hamilton spent time on the Packers and Seahawks practice squads from 2015-16. The 23-year-old Mississippi native was a three-year starter at Louisiana-Lafayette, where he totaled 102 tackles (71 solo), 14.0 sacks and 4 FFs in 51 career games.

## BIRDSEED

- Is the son of Clementine and Michael Hamilton. Youngest of four children, having two brothers (Michael, Jr. and J.D.) and one sister (Susan)
- Majored in kinesiology at Louisiana-Lafayette
- Prepped at Natchez High School, where he was a first-team all-state choice as a senior starting on the offensive and defensive line

## TRANSACTIONS

- 2015** Signed by BUF as UDFA
- 8/31/15** Waived by BUF
- 10/26/15** Signed by GB to practice squad
- 11/10/15** Waived by GB
- 11/17/15** Signed by SEA to practice squad
- 11/26/15** Waived by SEA
- 12/2/15** Signed by SEA to practice squad
- 12/15/15** Waived by SEA
- 12/16/15** Signed by SEA to practice squad
- 12/22/15** Waived by SEA
- 12/30/15** Signed by SEA to practice squad
- 1/18/16** Signed by SEA
- 9/4/16** Waived by SEA
- 9/6/16** Signed by SEA to practice squad
- 9/13/16** Waived by SEA
- 10/18/16** Signed by SEA to practice squad
- 1/23/17** Signed by PHI
- 9/2/17** Waived by PHI
- 9/3/17** Signed by PHI to practice squad
- 9/16/17** Waived by PHI
- 9/18/17** Signed by PHI to practice squad
- 9/30/17** Signed by PHI from practice squad to active roster

# DT JUSTIN HAMILTON 90



## HAMILTON'S CAREER STATISTICS

Year	Team	GP/S	TACKLES					PASS DEFENSE					FUMBLES			DEF SNAPS			
			Total	Solo	Asst	TFL	Sacks	Int	Yds	Lg	TD	PD	Hur	FF	FR	Yds	No	Pct	
2017	Philadelphia	3/0	2	1	1	0.0	0.5	0	0	--	0	0	0	1	0	0	0	44	11%
<b>Totals</b>		<b>3/0</b>	<b>2</b>	<b>1</b>	<b>1</b>	<b>0.0</b>	<b>0.5</b>	<b>0</b>	<b>0</b>	<b>--</b>	<b>0</b>	<b>0</b>	<b>1</b>	<b>0</b>	<b>0</b>	<b>0</b>	<b>---</b>	<b>---</b>	

## 2017 GAME-BY-GAME STATISTICS

Date	Opp	GP/S	Tot	Solo	Sk	Hur	PD	FF	FR	Snaps	Pct
SIGNED BY EAGLES FROM P-SQUAD TO ACTIVE ROSTER (9/30/17)											
Oct 1	at LAC	W 1/0	1	0	0.0	1	0	0	0	11	19%
Oct 8	Ari	W 1/0	0	0	0.0	0	0	0	0	18	30%
Oct 12	at Car	W 1/0	1	1	0.5	0	0	0	0	15	18%
Oct 23	Was										
Oct 29	SF										
Nov 5	Den										
Nov 19	at Dal										
Nov 26	Chi										
Dec 3	at Sea										
Dec 10	at LAR										
Dec 17	at NYG										
Dec 25	Oak										
Dec 31	Dal										
<b>Totals</b>		<b>3/0</b>	<b>2</b>	<b>1</b>	<b>0.5</b>	<b>1</b>	<b>0</b>	<b>0</b>	<b>0</b>	<b>44</b>	<b>11%</b>



# LB JORDAN HICKS 58



**6-1 | 236**  3rd Year

**BORN: June 27, 1992 (Age 25)**

Cincinnati,  
Ohio  
Lakota West  
High School



Texas  
D3-15 (84th overall)  
by Philadelphia



Originally selected by the Eagles in the 3rd round (84th overall) of the 2015 NFL Draft, **Jordan Hicks** is one of the budding, young stars on Philadelphia's defense. Hicks established himself with a breakout season in 2016, starting all 16 games and leading all NFL LBs with a career-high 5 INTs. According to *Elias Sports Bureau*, Hicks is the first NFL LB to record 11+ takeaways (7 INTs, 4 FRs) in his first 24 career games (2015-16) since Hall of Famer **Jack Ham** (1971-72).

## MOST INTERCEPTIONS

NFL LINEBACKERS IN 2016

Jordan Hicks (Phi.)	5
C.J. Mosley (Bal.)	4
Thomas Davis (Car.)	3
Deion Jones (Atl.)	3
Zachary Orr (Bal.)	3
Ryan Shazier (Pit.)	3

## THREE STEP DROP

**First job:** Worked for a real estate company during high school taking photos of foreclosed homes

**If he could play another sport, what position:** Point guard, N.Y. Knicks

**Three favorite throwback jerseys:**  
Michael Jordan, Chicago Bulls;  
Michael Jordan, UNC;  
Ronaldinho, F.C. Barcelona

**Biggest pet peeve:**  
People chewing loudly

**Favorite TV show:**  
*The Fresh Prince of Bel-Air*

**Favorite movie:** *Cool Runnings*

**Favorite book:** *Quiet Strength* by Tony Dungy

**Talent he'd most like to have:**  
To be multilingual

## CAREER HIGHLIGHTS

- According to *Elias Sports Bureau*, is the first NFL LB to record 11+ takeaways (7 INTs, 4 FRs) in his first 24 career games (2015-16) since **Jack Ham** (1971-72)
- Is one of only five LBs in NFL history with 7+ INTs in their first two seasons, joining **Al Richardson** (8, 1980-81), **Jack Ham** (9, 1971-72), **Mike Stratton** (9, 1962-63) and **Archie Matsos** (10, 1960-61)
- Is the first Eagle to register 7+ INTs in their first two seasons since **Eric Allen** (9, 1988-89)
- Since entering the league in 2015, is tied with **Thomas Davis** for the most INTs (7) by an NFL LB

## 2017 - PHILADELPHIA EAGLES (6/6)

- Recovered a fumble on a strip-sack by **Fletcher Cox** at Was. (9/10/17), giving him 12 takeaways in his first 25 career games





## HICKS' CAREER STATISTICS

Year	Team	GP/S	TACKLES					PASS DEFENSE						FUMBLES			DEF SNAPS	
			Total	Solo	Asst	TFL	Sacks	Int	Yds	Lg	TD	PD	Hur	FF	FR	Yds	No	Pct
2015	Philadelphia	8/5	54	44	10	2.0	1.0	2	67	67t	1	0	0	1	3	11	453	75%
2016	Philadelphia	16/16	95	68	27	4.0	1.0	5	41	34	0	6	4	0	1	0	971	95%
2017	Philadelphia	6/6	28	24	4	0.0	0.0	0	0	--	0	0	2	0	1	0	266	69%
<b>Totals</b>		<b>30/27</b>	<b>177</b>	<b>136</b>	<b>41</b>	<b>6.0</b>	<b>2.0</b>	<b>7</b>	<b>108</b>	<b>67t</b>	<b>1</b>	<b>6</b>	<b>6</b>	<b>1</b>	<b>5</b>	<b>11</b>	<b>---</b>	<b>---</b>

## CAREER HIGHLIGHTS (Continued)

### 2016 - PHILADELPHIA EAGLES (16/16)

- Led all NFL LBs with a career-high 5 INTs, which is tied with **Bill Bergey** (5 in 1974) for the 4th-highest total by a non-defensive back in team history, behind **William Thomas** (7 in 1995), **Chuck Weber** (6 in 1960) and Hall of Famer **Chuck Bednarik** (6 in 1953)
- Started all 16 games and played 95% (971) of the team's defensive snaps in 2016 after missing the final eight games of his rookie campaign in 2015 with a torn pectoral tendon
- Totaled a career-high 2 INTs vs. Dal. (1/1/17). Became the first Eagles LB to produce multiple INTs in a single game since **William Thomas** (2) on 9/22/96 at Atl.

### 2015 - PHILADELPHIA EAGLES (8/5)

- Became the first NFL rookie to register opponent fumble recoveries in three consecutive games (9/27-10/11/15) since **Jack Del Rio** in 1985. Was the first Eagle to accomplish the feat since **Byron Evans** in 1993

CAREER HIGHS		
<b>Total Tackles</b>	14	9/27/15 at NYJ
<b>Solo Tackles</b>	10	2x, last: 10/19/15 vs. NYG
<b>Sacks</b>	1.0	2x, last: 10/23/16 vs. Min.
<b>INTs</b>	2	1/1/17 vs. Dal.
<b>PDs</b>	2	9/25/16 vs. Pit.
<b>FFs</b>	1	9/20/15 vs. Dal.
<b>FRs</b>	1	5x, last: 9/10/17 at Was.



## HOW HE GOT HIS START

Hicks is the son of Scott Hicks, who is a high school basketball coach in Indianapolis, and Kelly Justice. He has an older sister, Taylor, and three younger brothers: Scotty, Cameron and Ethan.

Hicks began his football career in the 5th grade while playing running back and safety in the Lexington Termites League in South Carolina. Hicks grew up a big fan of the Carolina Panthers and the University of Texas football team.

The best advice he was ever given growing up came from his mother, Kelly Justice, who always told him to "stay humble."

## EARLY MOTIVATION

Hicks was a three-year starter at Lakota West High School and earned numerous accolades, including the Butkus Award in 2009, given annually to the nation's best linebacker. He was also named Gatorade's Ohio High School Football Player of the Year.

Hicks also lettered in basketball at Lakota West. He holds the district record for most varsity basketball games played in a career (87) and set the district record for career steals (170).

## ADAPTING TO CHANGE

Hicks was born in Colorado Springs, CO, and lived in Indiana (ages 1-6) and South Carolina (ages 6-11) before moving to Ohio. He also played for two head coaches and four different defensive coordinators at Texas.

"Change does not scare me and I don't take anything for granted. I also think I'm able to see the positives of every different situation I'm in, whether I'm prepared or not. It's enhanced my confidence and humility all at the same time."

## OFF THE FIELD

Hicks' hobbies include playing video games, especially FIFA and NBA2K, as well as playing basketball and hanging out with friends by the lake in Austin, TX. Married his wife, Ivana, in 2017 offseason.

# LB JORDAN HICKS 58



## 2017 GAME-BY-GAME STATISTICS

Date	Opp	GP/S	Tot	Solo	Sk	Int	PD	FF	FR	Snaps	Pct
Sep 10	at Was	W 1/1	7	6	0.0	0	0	0	1	63	100%
Sep 17	at KC	L 1/1	4	4	0.0	0	0	0	0	53	100%
Sep 24	NYG	W 1/1	0	0	0.0	0	0	0	0	14	20%
Oct 1	at LAC	W 1/1	9	7	0.0	0	0	0	0	57	100%
Oct 8	Ari	W 1/1	4	4	0.0	0	0	0	0	45	75%
Oct 12	at Car	W 1/1	4	3	0.0	0	0	0	0	34	41%
Oct 23	Was										
Oct 29	SF										
Nov 5	Den										
Nov 19	at Dal										
Nov 26	Chi										
Dec 3	at Sea										
Dec 10	at LAR										
Dec 17	at NYG										
Dec 25	Oak										
Dec 31	Dal										
<b>Totals</b>		<b>6/6</b>	<b>28</b>	<b>24</b>	<b>0.0</b>	<b>0</b>	<b>0</b>	<b>0</b>	<b>1</b>	<b>266</b>	<b>69%</b>

## 2016 GAME-BY-GAME STATISTICS

Date	Opp	GP/S	Tot	Solo	Sk	Int	PD	FF	FR	Snaps	Pct
Sep 11	Cle	W 1/1	6	5	0.0	0	1	0	0	51	100%
Sep 19	at Chi	W 1/1	1	1	0.0	0	0	0	1	39	75%
Sep 25	Pit	W 1/1	3	2	0.0	0	2	0	0	49	82%
Oct 9	at Det	L 1/1	5	3	0.0	0	0	0	0	48	79%
Oct 16	at Was	L 1/1	8	6	0.0	0	0	0	0	74	100%
Oct 23	Min	W 1/1	12	6	1.0	0	1	0	0	76	100%
Oct 30	at Dal	L 1/1	10	7	0.0	1	0	0	0	78	100%
Nov 6	at NYG	L 1/1	7	5	0.0	1	1	0	0	64	100%
Nov 13	Atl	W 1/1	4	3	0.0	0	0	0	0	48	96%
Nov 20	at Sea	L 1/1	3	3	0.0	0	0	0	0	67	100%
Nov 28	GB	L 1/1	8	7	0.0	0	0	0	0	71	100%
Dec 4	at Cin	L 1/1	5	4	0.0	0	0	0	0	63	98%
Dec 11	Was	L 1/1	6	3	0.0	0	0	0	0	46	96%
Dec 18	at Bal	L 1/1	3	3	0.0	1	0	0	0	58	100%
Dec 22	NYG	W 1/1	8	5	0.0	0	0	0	0	83	93%
Jan 1	Dal	W 1/1	6	5	0.0	2	1	0	0	56	100%
<b>Totals</b>		<b>16/16</b>	<b>95</b>	<b>68</b>	<b>1.0</b>	<b>5</b>	<b>6</b>	<b>0</b>	<b>1</b>	<b>971</b>	<b>95%</b>

## CAREER HIGHLIGHTS (Continued)

- Returned an INT of Cowboys QB **Matt Cassell** for a 67-yard TD at Dal. (11/8/15), marking the longest INT-TD by an Eagles LB since **Shawn Barber** (80 yards at Dallas on 12/21/02) and the first by an Eagles rookie since **Bill Bradley** (56 yards at Dallas on 10/19/69). Reached the end zone for the first time since playing RB as a high school senior
- Made his first career NFL start at NYJ (9/27/15), logging a career-high 14 tackles. Recorded a fourth-quarter INT of Jets QB **Ryan Fitzpatrick** and recovering a fumble by Jets WR **Brandon Marshall**. His INT was the first by an Eagles rookie LB since **Stewart Bradley** in 2009
- Pressed into his first career action on defense due to injuries to **Mychal Kendricks** and **Kiko Alonso** vs. Dal. (9/20/15). Registered a sack-fumble of Cowboys QB **Tony Romo**

## COLLEGE HIGHLIGHTS

- Recorded 147 tackles as a senior at Texas, which tied for the 7th-highest total in school annals (most since **Winfred Tubbs** notched 157 in 1992)
- Named honorable mention Big 12 Defensive Freshman of the Year by the conference's coaches after appearing in all 12 games and totaling 23 tackles, 1 sack and 6 special teams tackles
- Earned first-team Academic All-Big 12 honors in 2014 and 2011 and was a seven-time member of the Big 12 Commissioner's Honor Roll. Was also named to the 2015 NFF Hampshire Honor Society

## TRANSACTIONS

**2015** Drafted by PHI in 3rd round (84th overall)  
Signed 4-year contract

## 2015 GAME-BY-GAME STATISTICS

Date	Opp	GP/S	Tot	Solo	Sk	Int	PD	FF	FR	Snaps	Pct
Sep 14	at Atl	L 1/0	0	0	0.0	0	0	0	0	0	0%
Sep 20	Dal	L 1/0	7	7	1.0	0	0	1	0	54	64%
Sep 27	at NYJ	W 1/1	14	10	0.0	1	0	0	1	79	100%
Oct 4	at Was	L 1/0	7	3	0.0	0	0	0	1	80	95%
Oct 11	NO	W 1/1	6	5	0.0	0	0	0	1	55	80%
Oct 19	NYG	W 1/1	10	10	0.0	0	0	0	0	68	100%
Oct 25	at Car	L 1/1	4	3	0.0	0	0	0	0	61	100%
Nov 8	at Dal	W 1/1	6	6	0.0	1	0	0	0	56	72%
INJURED RESERVE (TORN PECTORAL TENDON)											
<b>Totals</b>		<b>8/5</b>	<b>54</b>	<b>44</b>	<b>1.0</b>	<b>2</b>	<b>0</b>	<b>1</b>	<b>3</b>	<b>453</b>	<b>37%</b>

## TOUCHDOWNS

Date	Opponent	TDs
11/8/15	at Dallas Cowboys (W, 33-27) (OT)	67-yard INT



# WR MACK HOLLINS 10



**6-4 | 221**  **Rookie**

**BORN: Sept. 16, 1993 (Age 24)**



**Rockville,  
Maryland**

**Wooten  
High School**



**North Carolina**  
D4a-17 (118th overall)  
by Philadelphia



**Mack Hollins** was drafted by the Eagles in the 4th round (118th overall) of the 2017 NFL Draft. Originally from Rockville, MD, Hollins made North Carolina's football team as a walk-on and finished his career as one of the Tar Heels' top all-time receivers.

Hollins set the UNC career record with 20.6 yards per reception while his 20 career receiving TDs ranked 3rd in school history.

## YARDS PER RECEPTION

NCAA PLAYERS (2015-16)

Jalen Robinette (AF)	26.2
Shelton Gibson (WVU)	23.0
<b>Mack Hollins (UNC)</b>	<b>22.9</b>

NCAA PLAYERS IN 2015

<b>Mack Hollins (UNC)</b>	<b>24.8</b>
Jalen Robinette (AF)	24.7
Shelton Gibson (WVU)	24.0

Hollins led North Carolina with a **career-high 8 receiving TDs in back-to-back seasons** from 2014-15. Among ACC players, only Virginia Tech's Isaiah Ford had more receiving TDs (17) in that span.

## THREE STEP DROP

**Dream job:** Own a world-renowned aquarium

**Interesting pets:** Owned a python and boa during high school and bred African Cichlid fish. "My dad had a lion growing up, so we've had it all."

**Favorite TV shows:**  
*Good Times, Sanford & Son*

**Would most like to own:** Motorcycle

**Favorite activity:** Fishing

## RECEIVING TOUCHDOWNS

UNIVERSITY OF NORTH CAROLINA HISTORY



**QUINSHAD  
DAVIS**  
(2012-15)  
**25**



**HAKEEM  
NICKS**  
(2006-08)  
**21**



**MACK  
HOLLINS**  
(2013-16)  
**20**

## CAREER HIGHLIGHTS

2017 - PHILADELPHIA EAGLES (6/0)

- Totaled a career-high 38 yards on 2 receptions in the 28-23 win at Car. (10/12/17), including a career-long 20-yard reception
- Posted the first receptions of his NFL career at KC (9/17/17), finishing with 3 catches for 32 yards. Also added 1 special teams tackle
- Recorded his first-career special teams tackle in his NFL debut at Was. (9/10/17). Played snaps on special teams (6, 23%) and on offense (5, 7%)





## HOLLINS' CAREER STATISTICS

Year	Team	GP/S	RECEIVING					OFF SNAPS		ST
			No	Yards	Avg	Lg	TD	No	Pct	
2017	Philadelphia	6/0	5	70	14.0	20	0	62	15%	2
<b>Totals</b>		<b>6/0</b>	<b>5</b>	<b>70</b>	<b>14.0</b>	<b>20</b>	<b>0</b>	<b>---</b>	<b>---</b>	<b>2</b>



## 2017 GAME-BY-GAME STATISTICS

Date	Opp	GP/S	Rec	Yds	Avg	Lg	TD	Snaps	Pct	
Sep 10	at Was	W	1/0	0	0	---	--	0	5	7%
Sep 17	at KC	L	1/0	3	32	10.7	13	0	17	22%
Sep 24	NYG	W	1/0	0	0	---	--	0	8	11%
Oct 1	at LAC	W	1/0	0	0	---	--	0	9	11%
Oct 8	Ari	W	1/0	0	0	---	--	0	14	21%
Oct 12	at Car	W	1/0	2	38	19.0	20	0	9	15%
Oct 23	Was									
Oct 29	SF									
Nov 5	Den									
Nov 19	at Dal									
Nov 26	Chi									
Dec 3	at Sea									
Dec 10	at LAR									
Dec 17	at NYG									
Dec 25	Oak									
Dec 31	Dal									
<b>Totals</b>			<b>6/0</b>	<b>5</b>	<b>70</b>	<b>14.0</b>	<b>20</b>	<b>0</b>	<b>62</b>	<b>15%</b>

## CAREER HIGHS

<b>Receptions</b>	3	9/17/17 at KC
<b>Receiving Yards</b>	38	10/12/17 at Car.
<b>Receiving Long</b>	20	10/12/17 at Car.
<b>Receiving TDs</b>	-	---

## COLLEGE HIGHLIGHTS

- Came to UNC as a walk-on and finished his career as one of the top receivers in school history. Totaled 81 receptions for 1,667 yards (20.6 avg.) and 20 TDs. His 20 career receiving TDs rank 3rd all-time in Tar Heels history
- Set the UNC career record for yards per reception (20.6 avg.). Led the NCAA in yards per reception (24.8 avg.) as a junior in 2015
- Named to second-team All-ACC after finishing with 30 catches for a team-high 745 yards and 8 TDs as a junior in 2015. Earned ACC Receiver of the Week honors vs. Duke (11/7/15) and vs. Delaware (9/26/15)
- As a sophomore in 2014, collected honorable mention All-ACC accolades after finishing with 35 catches for a team-high 613 yards and 8 TDs. Garnered ACC Receiver of the Week honors after catching two passes for 120 yards and 2 TDs at Virginia (10/25/14)

## TRANSACTIONS

- 2017**      Drafted by PHI in 4th round (118th overall)  
Signed 4-year contract



## EXOTIC ANIMALS

Hollins, whose dream job is to own a world-renowned aquarium, has been interested in exotic animals for quite some time. He is the owner of two snakes – a Ball Python and a Sunglow Boa – and has previously owned turtles. He also breeds African Cichlid fish. However, Hollins' father, Richard, might have the most interesting pet story in their family.

"My dad had a lion growing up. His dad had it in a big cage in his yard. I guess in Ohio the permits aren't as difficult to get exotic animals. That might be where I get mine from. I don't know how Philly will feel about some of the exotic animals, but I might have to get a couple."

## BIRDSEED

Hollins is the son of Karyn and Richard Hollins. Hollins prepped at Wootton High School (Rockville, MD), where he played wide receiver and on defense and also participated in basketball and lacrosse. He also spent a postgrad year at Fork Union Military Academy (Fork Union, VA). Hollins graduated from the University of North Carolina with a degree in exercise and sport science.

## WALK-ON STORY

Hollins, who served four terms as a special teams captain at North Carolina, originally joined the Tar Heels football team as a walk-on and finished his career as one of the top receivers in school history, totaling 81 receptions for 1,667 yards (20.6 avg.) and 20 TDs. Hollins credits taking advantage of special teams opportunities for leading to his on-field success in college.

"Special teams is really the way I got on the field. I started on all four [special teams units] my entire career. You have one opportunity, one play, to make a difference, and I take that play very seriously. I think with special teams it's either field position or it's points, so it's just as important as any offensive or defensive snap."



# WR ALSHON JEFFERY 17




**6-3 | 218**  **6th Year**  
**BORN: Feb. 14, 1990 (Age 27)**



**St. Matthews,  
South Carolina**  
☆  
**Calhoun County  
High School**



**South Carolina**  
**D2-12 (45th overall)**  
**by Chicago**  
**Acquired: FA (Chi) 2017**



A premier talent at WR, **Alshon Jeffery** was signed by the Philadelphia Eagles on March 10, 2017, after spending the first five years of his career with the Chicago Bears. Jeffery, who was named to the 2014 Pro Bowl, was originally selected by the Bears in the 2nd round (45th overall) of the 2012 NFL Draft and has amassed 328 catches for 4,866 yards (14.8 avg.) and 28 TDs in 69 career games. Since 2013, Jeffery has posted the 8th-most receiving yards (4,499) in the NFL.

## NFL SINCE 2013

### 25+ YARD RECEPTIONS

Antonio Brown	64
T.Y. Hilton	63
DeSean Jackson	58
Demaryius Thomas	49
Rob Gronkowski	46
Julio Jones	46
<b>Alshon Jeffery</b>	<b>44</b>
Doug Baldwin	44
Jordy Nelson	44

### YARDS PER CATCH (MIN. 250)

T.Y. Hilton	15.7
Julio Jones	15.0
Mike Evans	14.9
A.J. Green	14.9
<b>Alshon Jeffery</b>	<b>14.8</b>

## THREE STEP DROP

**First job:** Doing inventory at a kids school at the mall

**Desired talent:** Ability to sing

**If he could play another sport, what position/team:** Point guard or shooting guard, Chicago Bulls

**Best player he ever lined up against:** "Myself, because you have to beat yourself first before you do anything else."

**Player he models his game after:** Randy Moss

**Favorite movies:** *Friday* and *The Notebook*

**Favorite TV shows:** *Power* and *Game of Thrones*

**Favorite meal:** Lasagna

**Three favorite throwback jerseys:** Michael Jordan, Chicago Bulls; Penny Hardaway, Orlando Magic; Kobe Bryant, Los Angeles Lakers

## CAREER HIGHLIGHTS

- Among NFL players with at least 250 receptions since 2013, ranks 5th in yards per catch (14.8), behind **T.Y. Hilton** (15.7), **Julio Jones** (15.0), **Mike Evans** (14.9) and **A.J. Green** (14.9)
- Is tied for 7th in receptions of 25+ yards (44) since 2013, trailing only **Antonio Brown** (64), **T.Y. Hilton** (63) **DeSean Jackson** (58), **Demaryius Thomas** (49), **Rob Gronkowski** (46) and **Julio Jones** (46)
- Has posted the 8th-most receiving yards (4,499) in the NFL since 2013, trailing only **Antonio Brown** (7,015), **Julio Jones** (5,820), **Demaryius Thomas** (5,816), **T.Y. Hilton** (5,466), **A.J. Green** (5,232), **DeAndre Hopkins** (4,869) and **Emmanuel Sanders** (4,577)

# WR ALSHON JEFFERY 17



## JEFFERY'S CAREER STATISTICS

Year	Team	GP/S	RECEIVING					OFF SNAPS	
			No	Yards	Avg	Lg	TD	No	Pct
2012	Chicago	10/6	24	367	15.3	55	3	431	41%
2013	Chicago	16/14	89	1421	16.0	80t	7	963	91%
2014	Chicago	16/16	85	1133	13.3	74	10	957	90%
2015	Chicago	9/8	54	807	14.9	50	4	502	46%
2016	Chicago	12/12	52	821	15.8	54	2	692	69%
2017	Philadelphia	6/6	24	317	13.2	37	2	365	86%
<b>Totals</b>		<b>69/62</b>	<b>328</b>	<b>4866</b>	<b>14.8</b>	<b>80t</b>	<b>28</b>	<b>---</b>	<b>---</b>

## ADDITIONAL CAREER STATISTICS

**Rushing:** [22-138, 6.3 avg.] - 2013 [16-105, 6.6 avg.]; 2014 [6-33, 5.5 avg.]

**Fumbles/Lost:** (5/1) - 2013 [3/1]; 2014 [1/0]; 2015 [1/0]

**2-Point Conversions:** 1 at Was. (9/10/17)

## CAREER HIGHS

<b>Receptions</b>	12	12/1/13 at Min.
<b>Receiving Yards</b>	249	12/1/13 at Min.
<b>Receiving Long</b>	80t	12/1/13 at Min.
<b>Receiving TDs</b>	2	2x, last: 11/27/14 at Det.

## CAREER HIGHLIGHTS (Continued)

### 2017 - PHILADELPHIA EAGLES (6/6)

- Late in the 3rd quarter at Car. (10/12/17) hauled in a season-long 37-yard reception from Wentz to move the Eagles deep into Panthers' territory. Two plays later, Wentz connected with WR **Nelson Agholor** on a 24-yard TD that put Philadelphia up 28-16. Led the Eagles with 71 receiving yards on 4 catches (17.8 avg.)
- Capped the Eagles' first drive of the game at LAC (10/1/17) with an 8-yard TD reception from Wentz
- Caught a 19-yard pass from Wentz and ducked out of bounds at the Giants 43 with 1 second remaining in regulation vs. NYG (9/24/17). The clutch reception set up K **Jake Elliott's** game-winning, 61-yard field goal that gave the Eagles a 27-24 victory and improved the team's record to 2-0 in the NFC East
- Scored his first touchdown as an Eagle when he hauled in a 16-yard pass from Wentz in the third quarter at KC (9/17/17). The score gave the Eagles their first lead of the game at 10-6. Led the team with 7 receptions and finished second with 92 receiving yards
- Registered 3 catches for 38 yards in his Eagles debut at Was. (9/10/17) and snagged a 2-point conversion from QB **Carson Wentz** to bring the final score to 30-17, Philadelphia

## 2017 GAME-BY-GAME STATISTICS

Date	Opp	GP/S	Rec	Yds	Avg	Lg	TD	Snaps	Pct
Sep 10	at Was	W 1/1	3	38	12.7	24	0	60	88%
Sep 17	at KC	L 1/1	7	92	13.1	18	1	61	85%
Sep 24	NYG	W 1/1	4	56	14.0	19	0	67	88%
Oct 1	at LAC	W 1/1	3	29	9.7	13	1	68	86%
Oct 8	Ari	W 1/1	3	31	10.3	16	0	53	79%
Oct 12	at Car	W 1/1	4	71	17.8	37	0	56	90%
Oct 23	Was								
Oct 29	SF								
Nov 5	Den								
Nov 19	at Dal								
Nov 26	Chi								
Dec 3	at Sea								
Dec 10	at LAR								
Dec 17	at NYG								
Dec 25	Oak								
Dec 31	Dal								
<b>Totals</b>		<b>6/6</b>	<b>24</b>	<b>317</b>	<b>13.2</b>	<b>37</b>	<b>2</b>	<b>365</b>	<b>86%</b>

## 100+ YARD GAMES (13)

Date	Opponent	Yards	Rec	TDs
12/1/13	at Minnesota Vikings (L, 20-23)	249	12	2
10/6/13	vs. New Orleans Saints (L, 18-26)	218	10	1
11/9/15	at San Diego Chargers (W, 22-19)	151	10	0
10/18/15	at Detroit Lions (L, 34-37)	147	8	1
10/12/14	at Atlanta Falcons (W, 27-13)	136	5	0
11/16/14	vs. Minnesota Vikings (W, 21-13)	135	11	1
11/1/15	vs. Minnesota Vikings (L, 20-23)	116	10	1
11/10/13	vs. Detroit Lions (L, 19-21)	114	9	0
12/13/15	vs. Washington Redskins (L, 21-24)	107	6	1
9/29/13	at Detroit Lions (L, 32-40)	107	5	1
9/11/16	at Houston Texans (L, 14-23)	105	4	0
9/22/14	at New York Jets (W, 27-19)	105	8	0
10/20/13	at Washington Redskins (L, 41-45)	105	4	0

## MULTI-TOUCHDOWN GAMES (2)

Date	Opponent	TDs
11/27/14	at Detroit Lions (L, 17-34)	2
12/1/13	at Minnesota Vikings (L, 20-23)	2

## BIRDSEED

Jeffery attended Calhoun County HS (St. Matthews, SC), where he was named first-team all-state as a defensive back. As a senior, Jeffery caught 35 passes for 740 yards and 14 TDs, averaged 65 yards on kickoff returns and 35 yards on punt returns with 3 TDs and totaled 50 tackles on defense. Jeffery, who was also a standout basketball player, helped lead Calhoun County to four state titles.



# S MALCOLM JENKINS 27



**6-0 | 204** **9th Year**  
**BORN: Dec. 20, 1987 (Age 29)**



**Piscataway,  
New Jersey** ★

**Piscataway  
High School**



**Ohio State**

**D1-09 (14th overall)**

**by New Orleans**

**Acquired: FA (NO) 2014**

## MOST INT-TDs

NFL PLAYERS SINCE 2009



**AQIB  
TALIB**  
10



**MALCOLM  
JENKINS**  
6



**JANORIS  
JENKINS**  
6



**CHARLES  
TILLMAN**  
6

## THREE STEP DROP

**First job: Working in the township parks department in high school**

**Favorite movie: School Daze**

**If he could play another sport, what position/team: Anchor for the United States Olympic track team in the 4x4 relay**

**Best player he has lined up against: Former Lions WR Calvin Johnson**

**Favorite athlete growing up: Ray Lewis**

**Three favorite throwback jerseys:**

**Joe Namath, New York Jets;  
Sean Taylor, Washington Redskins;  
Michael Jordan, UNC**



A dynamic playmaker at the safety position, **Malcolm Jenkins** signed with Philadelphia on the first day of free agency in 2014 and has emerged as a pillar in the Eagles locker room. Originally selected by the Saints with the 14th-overall pick in the 2009 NFL Draft, Jenkins leads all safeties with 6 INT-TDs since entering the league. He is also the only player in team history to string together three straight seasons with an INT-TD.

## MOST INT-TDs

EAGLES HISTORY

**Eric Allen** 5

**Malcolm Jenkins** 4

## MOST INT-TDs

NFL PLAYERS SINCE 2013

**Aqib Talib** 6

**William Gay** 5

**Malcolm Jenkins** 4

**Eric Berry** 4

**Karlos Dansby** 4


## CAREER HIGHLIGHTS

- Since he entered the league in 2009, is one of only four NFL players to record 6 INT-TDs, joining **Aqib Talib** (10), **Charles Tillman** (6) and **Janoris Jenkins** (6). Is the only safety to accomplish the feat
- Joins **Aqib Talib** (6), **William Gay** (5), **Eric Berry** (4) and **Karlos Dansby** (4) as the only NFL players with at least 4 INT-TDs since 2013. Jenkins and Berry are the only safeties with 4 INT-TDs in that span
- Ranks 2nd in Eagles history with 4 INT-TDs, trailing only **Eric Allen** (5 from 1988-94)
- Is one of only seven NFL players with 10+ INTs (10) and 5+ FFs (5) since 2013, joining **Glover Quin** (18 INTs, 5 FFs), **Mike Adams** (13 INTs, 7 FFs), **Earl Thomas** (14 INTs, 7 FFs), **Luke Kuechly** (11 INTs, 5 FFs), **Janoris Jenkins** (10 INTs, 5 FFs) and **Byron Maxwell** (10 INTs, 9 FFs)



## HUMBLE BEGINNINGS

For a player who won a Super Bowl and played in a Pro Bowl, Jenkins' career did not exactly begin in a blaze of glory. Jenkins was originally a 9-year-old, back-up guard for the Piscataway Braves of his Pop Warner squad in New Jersey. Jenkins recalled that he played just seven plays per game that was mandatory for all players in that league. "All I remember is that I got my seven plays in and from there it was a race to get the free hot dog."



## MALCOLM JENKINS FOUNDATION

Launched in 2010, the Malcolm Jenkins Foundation aims to provide resources, experiences and opportunities for the underserved youth. The organization's goal is to inspire and create positive change in the lives of children. Said Jenkins, "For as much as I have been given in life, I feel obligated to give children the guidance, experience and an opportunity. And then watch them take off." For more info, please visit [TheMalcolmJenkinsFoundation.org](http://TheMalcolmJenkinsFoundation.org).



## CELEBRITY FAMILY FEUD

In 2016, Jenkins participated in a NFL version of *Celebrity Family Feud* hosted by Steve Harvey, which aired on July 3. Jenkins and the rest of the NFC defense defeated the AFC offense and collected \$25,000 for Got Your 6 charity in the Fast Money round, thanks to Jenkins' impressive 152-point effort.

## THE WALKING DEAD

After reading *The Zombie Survival Guide* by Max Brooks, Jenkins began collecting an array of different survival tools in what he describes as a "half-hearted attempt at doomsday prepping." Jenkins names AMC's *The Walking Dead* as his favorite TV show.

## BIRDSEED

Jenkins is the son of Willie Lee and Gwendolyn V. Jenkins. His dad is a software engineer for Comcast and his mom is the president of the Malcolm Jenkins Foundation.

Jenkins was a leader in the Omega Psi Phi fraternity at Ohio State, graduating with a bachelor's degree in communications.

## STYLIN' IN THE SECONDARY

Jenkins has fully immersed himself in the world of fashion and, more specifically, the bow tie. At the suggestion from his wife, Morrissa, Jenkins launched his own company, Rock Avenue Bow Ties, which specializes in the design and creation of neck wear and pocket squares and encourages self expression in its customers. For more info, visit [rockavenuebowties.com](http://rockavenuebowties.com).



During the 2017 offseason, Jenkins opened his own custom suite store in Philadelphia, **Damari Savile**.

## MOTIVATING VOICES

Jenkins credits many for helping him get to where he is today, but he singled out three people: his father, Lee Jenkins; his high school football and track coach, Larry Lester; and his college coach, Jim Tressel.

"My father's best advice was, 'You don't know what you don't know,' meaning you constantly need to learn more. Larry Lester taught me how to prepare and how to train. We'd sometimes be the only two people on the field on a weekend, just trying to get myself better. And Coach Tressel taught me about integrity and how to be a pro before I even became a pro."

## BYRON "WHIZZER" WHITE AWARD

In February 2017, Jenkins was announced as the recipient of the NFLPA's Byron "Whizzer" White Award for his outstanding charitable efforts off the field. As the winner, Jenkins received \$100,000 to donate to the charity of his choice.

Jenkins joined Brian Dawkins, Troy Vincent and Reggie White as Eagles who have won the Byron "Whizzer" White Award.

Byron "Whizzer" White led the NFL in rushing yards in 1938 and 1940 and later served as a Supreme Court Justice from 1962-93.

## HONORED BY ALMA MATER

Jenkins earned the Jesse Owens Influential Athlete Award by the Ohio State Alumni Association in 2012. This award acknowledges "an African-American alumnus and former student-athlete who exemplifies great character and talent, demonstrates exceptional professional success and continues to reflect the highest qualities of a consummate athlete and humanitarian."

## MALCOLM & MORRISA

Jenkins and his wife, Morrissa, have one daughter, Elle. Malcolm and Morrissa met on Facebook while he was a senior at Ohio State. "She was at Southern Miss, so we talked on Facebook for a while and I just happened to get drafted by the Saints. New Orleans was only an hour and 10 minutes from where she was in Hattiesburg, so we started hanging out and the rest is history."

Morrissa recently started a company called Meaux Moisture ([meauxmoisture.com](http://meauxmoisture.com)), which sells all-natural body care products. "I use her products on my beard," said Jenkins. "I give all the credit for my beard to my wife."



# S MALCOLM JENKINS 27



## JENKINS' CAREER STATISTICS

Year	Team	GP/S	TACKLES					PASS DEFENSE						FUMBLES			DEF SNAPS		ST
			Total	Solo	Asst	TFL	Sacks	Int	Yds	Lg	TD	PD	Hur	FF	FR	Yds	No	Pct	
2009	New Orleans	14/6	55	49	6	0.0	0.0	1	14	14	0	4	2	0	0	0	N/A	N/A	9
2010	New Orleans	15/15	64	54	10	3.0	1.0	2	105	96t	1	12	1	1	2	0	N/A	N/A	4
2011	New Orleans	15/15	77	63	14	0.0	1.0	0	0	--	0	9	4	1	1	30	N/A	N/A	0
2012	New Orleans	13/13	94	65	29	2.0	0.0	1	55	55t	1	7	2	0	0	0	873	77%	0
2013	New Orleans	14/14	68	44	24	4.0	2.5	2	35	31	0	6	3	2	0	0	819	84%	1
2014	Philadelphia	16/16	113	68	45	3.0	0.0	3	67	53t	1	14	0	0	1	0	1153	99%	4
2015	Philadelphia	16/16	120	92	28	13.0	0.0	2	99	99t	1	15	0	3	1	0	1214	99%	9
2016	Philadelphia	16/16	114	82	32	5.0	1.0	3	98	64t	2	13	3	0	1	0	1019	99%	3
2017	Philadelphia	6/6	49	29	20	4.0	0.0	0	0	--	0	5	1	0	0	0	384	100%	3
<b>Totals</b>		<b>125/117</b>	<b>754</b>	<b>546</b>	<b>208</b>	<b>34.0</b>	<b>5.5</b>	<b>14</b>	<b>473</b>	<b>99t</b>	<b>6</b>	<b>85</b>	<b>16</b>	<b>7</b>	<b>6</b>	<b>30</b>	<b>---</b>	<b>---</b>	<b>33</b>

## PLAYOFFS

2009	New Orleans	2/0	5	5	0	1.0	0.0	0	0	--	0	1	0	0	0	0	N/A	N/A	0
2010	New Orleans	0/0	0	0	0	0.0	0.0	0	0	--	0	0	0	0	0	0	N/A	N/A	0
2011	New Orleans	2/2	13	12	1	1.0	1.0	0	0	--	0	1	1	0	0	0	N/A	N/A	0
2013	New Orleans	2/2	8	4	4	0.0	0.0	0	0	--	0	0	0	0	0	0	118	100%	0
<b>Totals</b>		<b>6/4</b>	<b>26</b>	<b>21</b>	<b>5</b>	<b>2.0</b>	<b>1.0</b>	<b>0</b>	<b>0</b>	<b>--</b>	<b>0</b>	<b>2</b>	<b>1</b>	<b>0</b>	<b>0</b>	<b>0</b>	<b>---</b>	<b>---</b>	<b>0</b>

## ADDITIONAL CAREER STATISTICS

### 2017 GAME-BY-GAME STATISTICS

Date	Opp	GP/S	Tot	Solo	Sk	Int	PD	FF	FR	Snaps	Pct	
Sep 10	at Was	W	1/1	6	3	0.0	0	1	0	0	63	100%
Sep 17	at KC	L	1/1	6	4	0.0	0	1	0	0	53	100%
Sep 24	NYG	W	1/1	11	6	0.0	0	0	0	0	69	100%
Oct 1	at LAC	W	1/1	7	6	0.0	0	0	0	0	57	100%
Oct 8	Ari	W	1/1	9	5	0.0	0	2	0	0	60	100%
Oct 12	at Car	W	1/1	10	5	0.0	0	1	0	0	82	100%
Oct 23	Was											
Oct 29	SF											
Nov 5	Den											
Nov 19	at Dal											
Nov 26	Chi											
Dec 3	at Sea											
Dec 10	at LAR											
Dec 17	at NYG											
Dec 25	Oak											
Dec 31	Dal											
<b>Totals</b>		<b>6/6</b>	<b>49</b>	<b>29</b>	<b>0.0</b>	<b>0</b>	<b>5</b>	<b>0</b>	<b>0</b>	<b>384</b>	<b>100%</b>	

### CAREER HIGHS

<b>Total Tackles</b>	14	9/20/15 vs. Dal.
<b>Solo Tackles</b>	10	2x, last: 9/20/14 vs. Dal.
<b>Sacks</b>	1.5	10/13/13 at NE
<b>INTs</b>	2	2x, last: 12/22/16 vs. NYG
<b>PDs</b>	3	8x, last: 12/22/16 vs. NYG
<b>FFs</b>	2	9/27/15 at NYJ
<b>FRs</b>	1	6x, last: 10/23/16 vs. Min.

## CAREER HIGHLIGHTS (Continued)

### 2017 - PHILADELPHIA EAGLES (6/6)

- Through the Eagles' first five games, has played every defensive snap and leads the team with 49 tackles (29 solo)
- In Week 5 vs. Ari. (10/8/17), led the defense with 9 tackles and tallied a season-high 2 passes defensed

### 2016 - PHILADELPHIA EAGLES (16/16)

- Only four NFL players had 2 INT-TDs in 2016: **Malcolm Jenkins**, **Eric Berry**, **Deion Jones** and **Bradley Roby**. Jenkins joined **Lito Sheppard** (2 in 2004), **Eric Allen** (4 in 1993), **Seth Joyner** (2 in 1992) and **Bibbles Bawel** (2 in 1995) as the only Eagles with multiple INT-TDs in a single season
- Intercepted Giants QB **Eli Manning** twice (1 for TD) vs. NYG (12/22/16), giving him his second-career multi-INT game. Became the first Eagle with 2 INTs and 1 TD in a single game since **Dimitri Patterson** (11/15/10 at Was.). His performance earned him his fourth-career **NFC Defensive Player of the Week** award (second with the Eagles)





# DT TIM JERNIGAN 93



**6-2 | 295**  **4th Year**  
**BORN: Sept. 24, 1992 (Age 25)**

**Lake City, Florida**   
**Columbia High School**



**Florida State**  
**D2-14 (48th overall)**  
**by Baltimore**  
**Acquired: T-Bal-2017**



Originally selected by the Ravens in the 2nd round (48th overall) of the 2014 NFL Draft, **Tim Jernigan** was acquired by the Eagles in a trade with Baltimore on April 4, 2017. In 49 career regular-season games, Jernigan has recorded 108 tackles (55 solo), 40 hurries, 23.0 TFL, 14.5 sacks, 3 PDs and 1 FR. The 24-year-old interior lineman has produced 4.0+ sacks in three straight years, including a career-high 5.0 QB takedowns in 2016.

## MOST SACKS

**BALTIMORE RAVENS IN 2016**

Terrell Suggs	8.0
<b>Tim Jernigan</b>	<b>5.0</b>
Matt Judon	4.0

## TACKLES FOR LOSS

**BALTIMORE RAVENS IN 2016**

Terrell Suggs	11.0
<b>Tim Jernigan</b>	<b>9.0</b>
Zach Orr	6.0

## THREE STEP DROP

**First job:** Bag boy at Winn-Dixie

**Hobbies:** Antique cars. Owns 1964 and 1972 Chevrolet Impalas

**Bucket list:** Learning how to ski

**If he could play another sport:**

**“Every big man dreams of being a point guard. I would’ve definitely been a point guard if I could’ve had it my way.”**

**Best players he’s lined up against:** Mike and Maurkice Pouncey

**Favorite athletes:** Muhammad Ali, Mike Tyson, Terrell Owens

**Moment left star struck:** Meeting Michael Vick after playing the Steelers in 2015

**Favorite movie:** *Next Friday*

**Favorite TV show:** *Power*

**Favorite music:** Rick Ross

## CAREER HIGHLIGHTS

**2017 - PHILADELPHIA EAGLES (6/6)**

- Recorded his first sack as an Eagle against Redskins QB **Kirk Cousins** at Was. (9/10/17). Became the first Eagles DL to register a sack in his first game with the team since **Fletcher Cox** (9/9/12 at Cle.)

**2016 - BALTIMORE RAVENS (16/15)**

- Produced 31 tackles (16 solo) and recorded career highs with 9.0 TFL and 5.0 sacks for a Ravens defense that allowed the 5th-fewest rushing yards (89.4 ypg) in the NFL and ranked 7th overall (322.1 ypg)
- Intercepted a Steelers QB **Ben Roethlisberger** pass tipped by DT **Brandon Williams** for his first-career INT in the 21-14 victory vs. Pit. (11/6/16)



## JERNIGAN'S CAREER STATISTICS

Year	Team	GP/S	TACKLES					PASS DEFENSE						FUMBLES			DEF SNAPS	
			Total	Solo	Asst	TFL	Sacks	Int	Yds	Lg	TD	PD	Hur	FF	FR	Yds	No	Pct
2014	Baltimore	12/3	23	11	12	3.0	4.0	0	0	--	0	0	10	0	0	0	304	28%
2015	Baltimore	15/6	37	18	19	4.0	4.0	0	0	--	0	0	14	0	0	0	531	50%
2016	Baltimore	16/15	31	16	15	9.0	5.0	1	0	0	0	3	11	0	1	0	630	60%
2017	Philadelphia	6/6	17	10	7	7.0	1.5	0	0	--	0	0	5	0	0	0	235	61%
<b>Totals</b>		<b>49/30</b>	<b>108</b>	<b>55</b>	<b>53</b>	<b>23.0</b>	<b>14.5</b>	<b>1</b>	<b>0</b>	<b>0</b>	<b>0</b>	<b>3</b>	<b>40</b>	<b>0</b>	<b>1</b>	<b>0</b>	<b>---</b>	<b>---</b>

## PLAYOFFS

2014	Baltimore	1/0	2	2	0	1.0	1.0	0	0	--	0	0	2	0	0	0	18	26%
<b>Totals</b>		<b>1/0</b>	<b>2</b>	<b>2</b>	<b>0</b>	<b>1.0</b>	<b>1.0</b>	<b>0</b>	<b>0</b>	<b>--</b>	<b>0</b>	<b>0</b>	<b>2</b>	<b>0</b>	<b>0</b>	<b>0</b>	<b>---</b>	<b>---</b>

## CAREER HIGHS

<b>Total Tackles</b>	6	3x, last: 9/18/16 at Cle.
<b>Solo Tackles</b>	4	9/18/16 at Cle.
<b>Sacks</b>	2.0	12/14/14 vs. Jax.
<b>Hurries</b>	5	12/14/14 vs. Jax.
<b>PDs</b>	2	9/25/16 at Jax.
<b>FFs</b>	-	---
<b>FRs</b>	1	10/23/16 at NYJ

## 2017 GAME-BY-GAME STATISTICS

Date	Opp	GP/S	Tot	Solo	Sk	Hur	PD	FF	FR	Snaps	Pct
Sep 10	at Was	W	1/1	2	1	1.0	0	0	0	40	63%
Sep 17	at KC	L	1/1	5	2	0.5	0	0	0	32	60%
Sep 24	NYG	W	1/1	3	3	0.0	1	0	0	50	72%
Oct 1	at LAC	W	1/1	2	1	0.0	2	0	0	42	74%
Oct 8	Ari	W	1/1	4	2	0.0	1	0	0	46	77%
Oct 12	at Car	W	1/1	1	1	0.0	1	0	0	25	30%
Oct 23	Was										
Oct 29	SF										
Nov 5	Den										
Nov 19	at Dal										
Nov 26	Chi										
Dec 3	at Sea										
Dec 10	at LAR										
Dec 17	at NYG										
Dec 25	Oak										
Dec 31	Dal										
<b>Totals</b>			<b>6/6</b>	<b>17</b>	<b>10</b>	<b>1.5</b>	<b>5</b>	<b>0</b>	<b>0</b>	<b>235</b>	<b>61%</b>

## CAREER HIGHLIGHTS (Continued)

- Recorded his first-career fumble recovery and tallied 4 tackles, 2 hurries and 1.0 sack at NYJ (10/23/16)
- Posted 2 tackles, a career-high 2 PDs (one of which led to an INT) and 1.0 sack in the 19-17 win at Jax. (9/25/16)
- Tied his career-high with 6 tackles (4 solo) and notched 1.0 sack, 3 hurries and 2 TFL in a 25-20 win at Cle. (9/18/16)

### 2015 - BALTIMORE RAVENS (15/6)

- Established a career high with 37 tackles (18 solo) for a Ravens defense (337.4 ypg) that ranked 8th in the NFL. Also added 4.0 sacks for a second-consecutive season
- Led all Ravens defensive linemen with a career-high-tying 6 tackles at Cin. (1/3/16)

### 2014 - BALTIMORE RAVENS (12/3, Playoffs: 1/0)

- Contributed 23 tackles (11 solo) and 4.0 sacks for a Ravens defense that finished 2nd in the NFL (tied with Philadelphia) with 49.0 sacks (Buffalo - 54.0)
- Saw action in his first-career postseason game, posting 2 tackles and 1.0 sack in the Divisional playoff at NE (1/10/15)
- Started his first-career game vs. Jax. (12/14/14), tallying 4 tackles (3 solo) and a career-high 2.0 sacks for a defense that had a season-high 8.0 sacks in the 20-12 win



## BIRDSEED

Jernigan prepped at Columbia High School (Lake City, FL), where he earned U.S. Army All-American and All-USA first-team defense recognition (*USA Today*), was named to the 2010 All-First Coast first-team (*Florida Times-Union*) and was rated a five-star defensive lineman (*Scout.com*). Jernigan recorded 77 tackles, 32 TFL, 14.0 sacks and 1 INT as a senior, while also scoring 4 goal-line TDs as a short-yardage running back.

# T LANE JOHNSON 65



**6-6 | 317**  **5th Year**  
**BORN: May 8, 1990 (Age 27)**



**Oklahoma**  
**D1-13 (4th overall)**  
**by Philadelphia**



A physically gifted athlete who played collegiately as a quarterback, tight end and defensive lineman at Oklahoma before transitioning to the offensive line in 2011, **Lane Johnson** was selected by the Philadelphia Eagles with the No. 4-overall pick in the 2013 NFL Draft. During the 2016 offseason, Johnson signed a new six-year contract with the Eagles.

## CAREER HIGHLIGHTS

- Started all 16 games in 2015, opening 14 contests at RT and making his first two career starts at LT at Dal. (11/8/15) and vs. Mia. (11/15/15)
- Opened 12 contests at RT in 2014, helping pave the way for the NFL's 3rd-leading rusher, **LeSean McCoy** (1,319 yards), while allowing just one sack
- In 2013, helped the Eagles set then-team records in both points scored (442) and total net yards (6,676). Was part of an offensive line that blocked for the NFL's leading rusher, **LeSean McCoy**, who posted a franchise-record 1,607 yards
- Made his NFL debut at Was. (9/9/13), becoming the first Eagles rookie to start at tackle on opening day since **John Welbourn** in 1999

## THREE STEP DROP

**Hobbies: Hunting and fishing**

**Funniest Eagle: Allen Barbre**

**Favorite movie: *Forrest Gump***

**Favorite TV show: *Impractical Jokers***

**First job: Grave digger in high school**

**Biggest pet peeve: Drivers that take a long time to make a turn**

**Favorite teams/athletes growing up: Houston Rockets, Green Bay Packers & Brett Favre**

**If he could play another sport, what position: Small forward, Houston Rockets**

**Three favorite throwback jerseys: Hakeem Olajuwon, Houston Rockets; Michael Vick, Atlanta Falcons; Bo Jackson, Los Angeles Raiders**

## IN THE TRENCHES

**Best part of being an offensive lineman: Being physical and the brotherhood that exists with his fellow linemen**

**Worst part about being 6-6, 317: Not having the beach body you want**

**Most underrated aspect of the position: Athleticism**

**Best player he has lined up against: Dwight Freeney**





## LIFE IN THE FAST LANE

Johnson did not start playing football until the 7th grade when he was a quarterback for his middle school team in Coldspring, TX. He earned all-state honors as a QB in high school, but did not receive a scholarship offer.

He began his college career at Kilgore (TX) College, where, at 202 pounds, he quarterbacked the Rangers in 2008. After transferring to Oklahoma as a tight end in 2009, he redshirted for one year before playing tight end and defensive end in 2010.

He finally settled in as a right tackle in 2011 before moving to the left side in 2012.

## MOTHER'S INFLUENCE

Johnson credits his mother, Ray Ann, for being where he is today. Ray Ann has a degree in criminal justice and works as a social worker with death-row inmates at a prison in Riverside, TX. Lane was proud to purchase his mother a new home in 2014.

"She was a single mother and she raised me by herself. She didn't have a lot, but she made sure I was happy."

## FAMILY TIES

Johnson leans on the advice of his father-in-law, John Goodman, who played defensive line for the Pittsburgh Steelers from 1981-85.

"He's been a mentor to me. He's been in my shoes - been there, done that. He's taught me how to best work through adversity and the tough times."



@Lanejohnson65

## STRONG IMPRESSION

Before transferring to Oklahoma, Johnson played one year at Kilgore (TX) College for head coach J.J. Eckert. Eckert on Johnson's progression:

"One day we were in a goal-line drill and we were short a tight end due to injuries, and we have this big monster (Johnson) sitting right next to us. We said, 'Could you go play tight end on this play? Just run through the C-gap and if you see someone, just hit 'em. Well, he pancaked a linebacker and Division I college coaches were there and his stock went high basically just on one play in a goal-line drill."

## SMALL TOWN ROOTS

Johnson's graduating class from Groveton High School consisted of just 35 students. In fact, Groveton's listed population in 2010 was just 1,057.

Johnson played quarterback and safety at Groveton, where he was an all-region and honorable mention all-state selection. Johnson also lettered in track and field, as he placed 4th in the shot put at the state's track championships. He was also a member of Groveton's baseball and basketball teams.

## BIRDSEED

Johnson and his wife, Chelsea, reside in Edmond, OK. They have a son, Jace; a daughter, Journey Lane; and a dog, Mox. Johnson majored in human relations at Oklahoma.

## COLLEGE HIGHLIGHTS

- As a senior in 2012, started 11 games at left tackle and garnered third-team All-America accolades from CBSsports.com and second-team All-Big 12 honors from the conference's coaches. Anchored a Sooner offense that ranked 12th in the nation with 497.9 total yards per game and registered a team-best 123 knockdowns. Also led the Big 12 with 19 TD-resulting blocks
- Started 12 games at right tackle as a junior in 2011 as the Sooners ranked 10th in the nation in scoring (39.5 ppg), 5th in offense (512.3 ypg) and 5th in passing (349.4 ypg), while allowing the 7th-fewest sacks in the nation (11)
- Began his sophomore season in 2010 as a tight end before converting to a defensive lineman
- Was a two-time Academic All-Big 12 first-team honoree
- Redshirted in 2009 after transferring from Kilgore (TX) College
- Appeared in nine games as a reserve QB at Kilgore, completing 32 of 61 passes for 510 yards, 3 TDs and 7 INTs, while adding 24 yards and 1 TD on 17 carries

## TRANSACTIONS

- 2013** Drafted by PHI in 1st round (4th overall)  
*Signed 4-year contract*
- 7/23/14** Suspended by NFL for four games
- 9/29/14** Activated from reserve/suspended list
- 1/29/16** Signed 6-year contract through 2021
- 10/11/16** Suspended by NFL for 10 games
- 12/20/16** Activated from reserve/suspended list

JOHNSON'S CAREER SERVICE						
			STARTS		OFF SNAPS	
Year	Team	GP/S	LT	RT	No	Pct
2013	Philadelphia	16/16	0	16	1102	100%
2014	Philadelphia	12/12	0	12	889	76%
2015	Philadelphia	16/16	2	14	1156	100%
2016	Philadelphia	6/6	0	6	407	36%
2017	Philadelphia	5/5	0	5	328	77%
<b>Totals</b>		<b>55/55</b>	<b>2</b>	<b>53</b>	---	---
PLAYOFFS						
2013	Philadelphia	1/1	0	1	58	100%
<b>Totals</b>		<b>1/1</b>	<b>0</b>	<b>1</b>	---	---

# WR MARCUS JOHNSON 14



**6-1 | 204**  1st Year  
**BORN: August 5, 1994 (Age 23)**



**Texas**  
Acquired: UDFA 2016

Marcus Johnson originally signed with the Eagles in the 2016 offseason as an undrafted free agent and spent time on the Eagles practice squad last season. During his four-year collegiate career at Texas, Johnson played in 42 games (18 starts) and totaled 61 catches for 793 yards (13.0 avg.) and 4 TDs.



**BIRDSEED**  @Mojomdj

- Grew up a loyal fan of the Texas Longhorns and considers the school's last win over Texas A&M - a game-winning field goal by Justin Tucker in 2011 - to be one of his two greatest sports moments
- Looks up to Cardinals WR Larry Fitzgerald: "He made me want to play wide receiver. He approaches his job with great focus and is a true student of the game. I really enjoy watching him on film because it gives me a chance to visualize and understand how much he concentrates on the small details of the game."
- Compiled 110 catches for 2,051 yards (18.6 avg.) and 21 touchdowns in his final three seasons at Clear Spring High School in League City, TX. Lettered in track and field
- His father, Morlon, played basketball at Prairie View A&M and his mother, Laquitha, is a vascular technician
- Has a younger brother, Malik, and a younger sister, McKenzie

## THREE STEP DROP

- First job:** Worked as a landscaper in high school
- If he could play another pro sport:** Outfield, New York Yankees
- Favorite meal:** His mother's jambalaya
- Favorite movies:** Any horror film
- Favorite TV show:** *American Horror Story*
- Favorite musician:** Lil Wayne
- Favorite Halloween costume:** The "Scream" outfit
- Three favorite throwback jerseys:** Allen Iverson, Philadelphia 76ers  
Wilt Chamberlain, L.A. Lakers  
Babe Ruth, NY Yankees

## TRANSACTIONS

- 2016** Signed by PHI as UDFA
- 9/3/16** Waived by PHI
- 9/4/16** Signed by PHI to practice squad
- 9/13/16** Released by PHI from practice squad
- 12/2/16** Signed by PHI to practice squad
- 1/2/17** Re-signed by PHI

## COLLEGE HIGHLIGHTS

- Appeared in 42 games (18 starts) for the Texas Longhorns, finishing his career with 61 catches for 793 yards (13.0 avg.) and 4 TDs
- Played in 10 games (7 starts) as a senior in 2015, notching 12 catches for 130 yards (10.6 avg.) and a touchdown
- Appeared in 13 games (7 starts) as a junior in 2014 and snagged a career-high 27 receptions for 313 yards (11.6 avg.) and a score. Also contributed in the return game with 10 kick returns for 191 yards (19.1 avg.)

# WR MARCUS JOHNSON 14



2017 GAME-BY-GAME STATISTICS												
Date	Opp	GP/S	Rec	Yds	Avg	Lg	TD	Snaps	Pct			
9/10	at Was	W	1/0	0	0	0.0	0	0	7	5%		
9/17	at KC	L	0/0	INACTIVE								
9/24	NYG	W	1/0	0	0	0.0	0	0	7	9%		
10/1	at LAC	W	1/0	0	0	0.0	0	0	9	11%		
10/8	Ari	W	1/0	1	6	6.0	6	0	14	21%		
10/12	at Car	W	1/0	1	16	16.0	16	0	6	10%		
10/23	Was											
10/29	SF											
11/5	Den											
11/19	at Dal											
11/26	Chi											
12/3	at Sea											
12/10	at LAR											
12/17	at NYG											
12/25	Oak											
12/31	Dal											
<b>Totals</b>			<b>5/0</b>	<b>2</b>	<b>22</b>	<b>11.0</b>	<b>16</b>	<b>0</b>	<b>43</b>	<b>10%</b>		

JOHNSON'S CAREER STATISTICS											
			RECEIVING					OFF SNAPS		ST	
Year	Team	GP/S	No	Yards	Avg	Lg	TD	No	Pct	T	
2017	Philadelphia	5/0	2	22	11.0	16	0	43	10%	0	
<b>Totals</b>			<b>5/0</b>	<b>2</b>	<b>22</b>	<b>11.0</b>	<b>16</b>	<b>0</b>	<b>---</b>	<b>---</b>	<b>0</b>



# P DONNIE JONES 8



**6-2 | 221**  **14th Year**  
**BORN: July 5, 1980 (Age 37)**

**AP**  
**2008**

**AP**  
**2009**

A veteran of 13 NFL seasons, **Donnie Jones** signed with the Eagles in 2013 and quickly solidified himself as the top punter in franchise history in terms of both gross and net punting average. Jones was originally drafted by the Seattle Seahawks in the seventh round of the 2004 NFL Draft and went on to become a two-time All-Pro selection with St. Louis from 2008-09.




**Baton Rouge,  
Louisiana**

**Baton Rouge  
Catholic** 

**LSU**

**Louisiana State**  
**D7-04 (224th overall)**  
**by Seattle**  
**Acquired: FA (Hou) 2013**



## GROSS PUNTING AVG. EAGLES ALL-TIME HISTORY

<b>Donnie Jones (2013-present)</b>	<b>45.2</b>
<b>Joe Muha (1946-50)</b>	<b>43.0</b>
<b>Sav Rocca (2007-10)</b>	<b>42.9</b>

## EAGLES SINGLE-SEASON HISTORY

<b>Joe Muha (1948)</b>	<b>47.3</b>
<b>Donnie Jones (2015)</b>	<b>47.0</b>
<b>Mat McBriar (2012)</b>	<b>46.6</b>
<b>Donnie Jones (2016)</b>	<b>45.8</b>

## NET PUNTING AVG. EAGLES ALL-TIME HISTORY

<b>Donnie Jones (2013-present)</b>	<b>39.3</b>
<b>Sav Rocca (2007-10)</b>	<b>37.6</b>
<b>Dirk Johnson (2003-06)</b>	<b>36.0</b>

## EAGLES SINGLE-SEASON HISTORY

<b>Donnie Jones (2015)</b>	<b>41.6</b>
<b>Donnie Jones (2016)</b>	<b>40.7</b>
<b>Donnie Jones (2013)</b>	<b>40.5</b>

## CAREER HIGHLIGHTS

- Jones is the top punter in Eagles history in terms of gross average, net average, and punts inside the 20
- Has played in 198 consecutive games, which stands as the fourth-longest active streak in the NFL, trailing Texans P **Shane Lechler** (241), Cowboys TE **Jason Witten** (222), and Giants QB **Eli Manning** (202)

## CAREER PUNTS INSIDE THE 20 EAGLES ALL-TIME HISTORY

<b>123</b>	<b>Donnie Jones (2013-present)</b>
<b>106</b>	<b>Jeff Feagles (1990-93)</b>
<b>102</b>	<b>Sav Rocca (2007-10)</b>

## THREE STEP DROP

- Actor that would play him in a movie:  
**Will Ferrell in a comedy and Robert De Niro in a drama**
- First job: **Working in the Chicken Shack at Blue Bayou, a water park in Baton Rouge**
- Career if not football:  
**Working at a brokerage firm**
- Favorite movie: **The Shawshank Redemption**
- Favorite TV show: **Shows on HGTV and the Real Housewives series**
- Favorite meal: **Cajun Creole food, red beans and rice, fried catfish**
- Favorite musician: **Kenny Chesney, Eric Church**
- Favorite place to visit: **Cabo San Lucas**



JONES' CAREER STATISTICS														
Year	Team	GP	No	Yds	Avg	Opp Ret	Yards	TB	Net Yds	Net Avg	In20	Lg	Blk	ST
2004	Seattle	6	26	988	38.0	11	79	2	869	32.2	6	51	1	1
2005	Miami	16	88	3,827	43.5	46	227	7	3,460	39.3	31	63	0	3
2006	Miami	16	85	3,640	42.8	49	367	10	3,073	35.7	28	64	1	1
2007	St. Louis	16	78	3,684	47.2	48	437	9	3,067	39.3	18	80	0	0
2008	St. Louis	16	82	4,100	50.0	57	590	7	3,370	41.1	20	68	0	2
2009	St. Louis	16	90	4,212	46.8	41	260	10	3,752	41.7	34	63	0	1
2010	St. Louis	16	94	4,276	45.5	45	435	4	3,761	40.0	32	63	0	1
2011	St. Louis	16	105	4,652	44.3	45	552	9	3,920	37.0	29	65	1	2
2012	Houston	16	88	4,150	47.2	48	483	5	3,567	40.5	28	66	0	2
2013	Philadelphia	16	82	3,681	44.9	28	223	5	3,358	40.5	33	70	1	1
2014	Philadelphia	16	76	3,331	43.8	29	238	7	2,953	38.9	34	68	0	0
2015	Philadelphia	16	86	4,038	47.0	42	215	8	3,663	41.6	29	64	2	0
2016	Philadelphia	16	63	2,888	45.8	25	202	6	2,566	40.7	21	72	0	0
2017	Philadelphia	6	23	1050	45.7	10	56	2	954	41.5	6	59	0	0
<b>Totals</b>		<b>204</b>	<b>1,066</b>	<b>48,517</b>	<b>45.2</b>	<b>527</b>	<b>4,364</b>	<b>91</b>	<b>42,333</b>	<b>39.3</b>	<b>349</b>	<b>80</b>	<b>6</b>	<b>14</b>
PLAYOFFS														
2012	Houston	2	8	308	38.5	4	12	1	276	34.5	3	48	0	0
2013	Philadelphia	1	5	244	48.8	3	31	1	193	38.6	1	55	0	0
<b>Totals</b>		<b>3</b>	<b>13</b>	<b>552</b>	<b>42.5</b>	<b>7</b>	<b>43</b>	<b>2</b>	<b>469</b>	<b>36.1</b>	<b>4</b>	<b>55</b>	<b>0</b>	<b>0</b>

## CAREER HIGHLIGHTS (Continued)

- One of only seven players in NFL history to record a 50.0 gross avg. in a single season, accomplishing the feat in 2008 with St. Louis
- Garnered second-team **All-Pro** honors in both 2008 and 2009 while with the Rams and was also selected to the 2008 *USA Today All-Joe team*
- Set Texans' team records with a gross average of 47.2 yards and a net average of 40.5 yards during his lone season with Houston in 2012
- Holds Rams' records in punts, gross avg. and net avg.



## AVID GOLFER

Jones enjoys golfing in his spare time and plays four to five times a week during the offseason. If he could have one talent, he would love to be able to play professionally. "I'd like to be a really good golfer and play on the PGA tour. I'm not bad. I have my good days and my bad, but I love it."

Jones has had the opportunity to play two of the most prestigious golf courses in the world - Merion and Pine Valley. He says his ideal foursome to play a round with would be himself, Arnold Palmer, Jack Nicklaus and Tiger Woods.

## HIGH SCHOOL STANDOUT

Jones earned all-state and all-district honors as a senior at Baton Rouge Catholic, where he averaged 43.4 yards per punt on a team that reached the Class 5A semifinals. Jones says the last time he scored a touchdown was in 1998.

Jones also threw the javelin and participated in the high jump at Baton Rouge Catholic.

## FAMILY MAN

Jones' greatest love besides football is his family. "Definitely my family. That's something that's very important to me, especially when you have kids. It's so important to be that positive influence for them. I love being able to spend time with them away from football, whether it's going to their games or on vacations with the whole family. It's great to be able to spend quality time with them and help create memories that our kids will have forever."

## BIRDSEED

Jones, who resides in Baton Rouge, LA, in the offseason, is the son of Amanda and Don Jones and has one sister, Mandy. Jones and his wife, Aubrie, have a son, Weston, a daughter, Addison, and also have one dog, a poodle named Rilie.

Jones graduated from LSU with a degree in finance.

Jones' nickname is "Donnie Longball," which was given to him by former teammate Connor Barwin.



## 2017 GAME-BY-GAME STATISTICS

Date	Opp	No	Yds	Avg	Net	TB	In20	Lg	Blk	
9/10	at Was	W	4	170	42.5	41.8	0	1	50	0
9/17	at KC	L	4	169	42.3	35.3	1	1	49	0
9/24	NYG	W	4	182	45.5	40.5	1	0	58	0
10/1	at LAC	W	2	95	47.5	46.0	0	2	54	0
10/8	Ari	W	3	129	43.0	40.7	0	1	57	0
10/12	at Car	W	6	305	50.8	45.0	0	1	59	0
10/23	Was									
10/29	SF									
11/5	Den									
11/19	at Dal									
11/26	Chi									
12/3	at Sea									
12/10	at LAR									
12/17	at NYG									
12/25	Oak									
12/31	Dal									
<b>Totals</b>			<b>23</b>	<b>1,050</b>	<b>45.3</b>	<b>40.9</b>	<b>2</b>	<b>6</b>	<b>59</b>	<b>0</b>

## 2016 GAME-BY-GAME STATISTICS

Date	Opp	No	Yds	Avg	Net	TB	In20	Lg	Blk	
Sep 11	Cle	W	6	295	49.2	39.2	3	3	72	0
Sep 19	at Chi	W	5	218	43.6	30.6	0	1	55	0
Sep 25	Pit	W	4	165	41.3	40.5	0	1	47	0
Oct 9	at Det	L	2	76	38.0	38.0	0	0	42	0
Oct 16	at Was	L	6	266	44.3	42.2	0	3	55	0
Oct 23	Min	W	4	202	50.5	43.3	1	1	60	0
Oct 30	at Dal	L	6	269	44.8	41.7	0	2	62	0
Nov 6	at NYG	L	3	141	47.0	43.7	0	1	48	0
Nov 13	Atl	W	2	86	43.0	38.5	0	0	43	0
Nov 20	at Sea	L	7	344	49.1	39.0	2	0	60	0
Nov 28	GB	L	2	71	35.5	35.5	0	2	37	0
Dec 4	at Cin	L	3	118	39.3	36.3	0	2	48	0
Dec 11	Was	L	2	106	53.0	46.5	0	1	54	0
Dec 18	at Bal	L	2	94	47.0	47.0	0	1	51	0
Dec 22	NYG	W	5	237	47.4	47.8	0	2	55	0
Jan 1	Dal	W	4	200	50.0	44.3	0	1	53	0
<b>Totals</b>			<b>63</b>	<b>2,888</b>	<b>45.8</b>	<b>40.7</b>	<b>6</b>	<b>21</b>	<b>72</b>	<b>0</b>

## CAREER HIGHLIGHTS (Continued)

### 2016 - PHILADELPHIA EAGLES (16/0)

- His 45.8-yard gross average ranked as the fourth-best mark in team history and his 40.7-yard net average was second
- His 47.8-yard net average vs. NYG (12/22/16) was the fifth-highest single-game total in team history
- Landed two punts inside the 20-yard line at Dal. (10/30/16), moving past **Jeff Feagles** (106) and setting the Eagles record
- Booted a 72-yard punt vs. Cle (9/11), the second longest of his career

### 2015 - PHILADELPHIA EAGLES (16/0)

- Ranked sixth in the NFL in net average (41.6) and seventh in gross average (47.0). His net average set an Eagles single-season record
- Posted a 54.3-yard gross average and a 49.0-yard net average vs. NYG (10/19/15), which ranked for third and tied for second in a single game by an Eagles punter, respectively
- Finished the 2014 season ranked fourth in Eagles history with a 43.8-yard gross average and third with a 38.9-yard net average

### 2014 - PHILADELPHIA EAGLES (16/0)

- Set an Eagles record and tied a career high with 34 punts inside the 20-yard line, surpassing his previous record of 33 set in 2013. That total also tied Arizona's **Drew Butler** for the NFL lead
- Booted a 68-yarder vs. Dal. (12/14/14), tying for the third-longest punt of his career
- His 53.8-yard gross average at Ind. (9/15/14) was the third-highest single-game average in Eagles history
- In 2013, ranked first in Eagles history in single-season net punting average (40.4) and third in gross punting average (44.9)

## CAREER HIGHS

<b>Punts</b>	11	1/3/10 vs. SF
<b>Yards</b>	551	1/3/10 vs. SF
<b>Long</b>	80	10/21/07 at Sea.
<b>Inside 20</b>	7	12/1/13 vs. Ari.
<b>Gross Avg.</b>	56.3	11/22/09 vs. Ari.
<b>Net Avg.</b>	52.3	12/14/14 vs. Dal.

## ADDITIONAL CAREER STATISTICS

<b>Passing</b>	2008 (1-0-0)
<b>Rushing</b>	4-9: 2005 (1-0); 2006 (1-0); 2011 (1-9); 2016 (1)
<b>Fumbles</b>	2: 2006 (1); 2016 (1)
<b>Kickoffs</b>	4-230: 2004 (1-54); 2005 (1-55); 2009 (1-63); 2012 (1-58)

### 2013 - PHILADELPHIA EAGLES (16/0, Playoffs: 1/0)

- Led the NFL with 27 punts downed without a return and finished tied for fourth in the league with a franchise-best 33 punts inside the 20-yard line
- Recorded a 48.8-yard gross average vs. NO (1/4/14), which ranked as the fourth-highest in Eagles postseason history
- Jones became the first Eagles player in team history to win **NFC Special Teams Player of the Week** honors in back-to-back games (vs. Was. (11/17/13) and vs. Ari. (12/1/13)) and became the first Philadelphia player to earn honors in back-to-back games since **Michael Vick** in 2010
- Became the fourth punter in NFL history to win **NFC Special Teams Player of the Week** honors in consecutive games in a single season and the first since 1999 (**Bryan Barker**) after landing a career-best seven punts inside the 20-yard line vs. Ari. (12/1/13)



# CB SIDNEY JONES 22



**6-0 | 181**  **Rookie**  
**BORN: May 21, 1996 (Age 21)**

**Diamond Bar,  
California**  
**West Covina  
High School**

**W**

**Washington**  
**D2-17 (43rd overall)**  
**by Philadelphia**

In 2017, Sidney Jones (43rd overall pick) became the highest-drafted Eagles CB since Lito Sheppard (26th overall pick) in 2002.

Sidney Jones was selected by the Eagles in the 2nd round (43rd overall) of the 2017 NFL Draft. Jones started 39 of 40 career games at the University of Washington, where he amassed 145 tackles (105 solo), 30 PDs, 9 INTs, 6 FFs and 3 FRs. The California native was a two-time first-team All-Pac-12 selection (2015-16) and earned second-team All-America honors (*Sports Illustrated*, *Football Writers*) in 2016.



## CAREER INTERCEPTIONS

WASHINGTON PLAYERS SINCE 1996

Marcus Peters (2012-14)	11
Sean Parker (2010-13)	11
Derrick Johnson (2000-04)	11
<b>Sidney Jones (2014-16)</b>	<b>9</b>
Evan Benjamin (2002-05)	8
Tony Parrish (1996-97)	8

## CAREER INTERCEPTIONS VS. TOP-25 TEAMS

WASHINGTON PLAYERS SINCE 1996

<b>Sidney Jones (2014-16)</b>	<b>5</b>
Marcus Peters (2012-14)	4
Derrick Johnson (2000-04)	4
Several players tied	3

## COLLEGE HIGHLIGHTS

- In 2016, was named second-team All-America (*Sports Illustrated*, *Football Writers*) while garnering first-team All-Pac-12 accolades
- Started all 14 games of the 2016 season and finished with 9 PDs, 3 INTs and 2 FFs. Made 7 tackles in the win at Arizona (9/24/16), earning himself the team's defensive player of the week honors. Named the Pac-12 Player of the Week after intercepting two passes and adding two other PDs in a win at California (11/5/16). Totaled 3 tackles and 1 FF in the Pac-12 Championship Game victory vs. Colorado (12/2/16)
- In 2015, was named first-team All-Pac-12 while also earning second-team Academic All-Pac-12 and CoSIDA District VIII Academic All-America first-team honors

# CB SIDNEY JONES 22



## BIRDSEED

Jones prepped at West Covina (CA) High School, where he was named Hacienda League Defensive Player of the Year and earned first-team All-CIF Southern Section Southeast Division honors at defensive back as a senior in 2013. Jones, who played cornerback, free safety, running back and wide receiver while also returning kicks and punts for the Bulldogs, helped lead West Covina into the CIF Southern Section Southeast Division playoffs that year as well.

As a junior in 2012, Jones received first-team All-CIF SS Southeast Division and first-team All-Hacienda League honors at defensive back and helped lead the Bulldogs to the CIF-SS Southeast Division semifinals. As a sophomore in 2011, West Covina finished the season 13-1 and won the CIF-SS Southeast Division, beating La Serna, 84-21, in the championship game. That squad scored 240 points in four postseason contests.



@SidneyJonesIV



@sidneyjonesiv



## COLLEGE HIGHLIGHTS (Continued)

- Started all 13 games in 2015 and finished the year as the Pac-12 leader in PDs (14) while tying for 2nd in FFs (3), tying for 4th in INTs (4) and tying for 5th in FRs (2). Forced a fumble, picked it up and ran 70 yards for a TD vs. California (9/26/15). Returned a 35-yard INT for a TD against Utah (11/7/15). Notched a 69-yard INT-TD and three other PDs in the Apple Cup win over Washington State (11/27/15)
- In 2014, appeared in 13 contests (12 starts) as a true freshman. Logged 61 tackles (48 solo), 7 PDs, 2 INTs, 1 FF and 1 FR

## TRANSACTIONS

- 2017** Drafted by PHI in 2nd round (43rd overall)  
*Signed 4-year contract*
- 9/1/17** Placed on Reserve/Non-Football Injury List

JONES' COLLEGE STATISTICS														
Year	Team	GP/S	TACKLES					PASS DEFENSE					FUMBLES	
			Total	Solo	Asst	TFL	Sacks	Int	Yds	Lg	TD	PD	FF	FR
2014	Washington	13/12	61	48	13	2.5	0.0	2	22	22	0	7	1	1
2015	Washington	13/13	45	30	15	3.5	0.0	4	125	69t	1	14	3	2
2016	Washington	14/14	39	27	12	2.5	0.0	3	0	0	0	9	2	0
<b>Totals</b>		<b>40/39</b>	<b>145</b>	<b>105</b>	<b>40</b>	<b>8.5</b>	<b>0.0</b>	<b>9</b>	<b>147</b>	<b>69t</b>	<b>1</b>	<b>30</b>	<b>6</b>	<b>3</b>

# C JASON KELCE 62



**6-3 | 295**  **7th Year**  
**BORN: Nov. 5, 1987 (Age 29)**

☆ **Cleveland, Ohio**

**Cleveland Heights High School**



**Cincinnati**  
**D6a-11 (191st overall)**  
**by Philadelphia**



Jason Kelce arrived at the University of Cincinnati as a walk-on linebacker in 2006 and is now a 2-time Pro Bowl center with the Eagles. Between then and now, Kelce used an incredible amount of athleticism, diligent work ethic, and intelligence to make his present a reality. A 6th-round draft pick of the Eagles in 2011, Kelce made the most of his opportunity as a rookie and became an immediate starter. Following the 2013 season, he was rewarded with a 7-year contract extension.

## CAREER HIGHLIGHTS

- In 2016, earned his second Pro Bowl trip in three years after becoming the only Eagles player to see action in all 1,133 offensive snaps
- Voted to the Pro Bowl for the first time in 2014, becoming the first Eagles center to gain such recognition since Jim Ringo was named to his 10th Pro Bowl following the 1967 campaign
- Named the team's Ed Block Courage Award recipient in 2013. The award honors those NFL players who exemplify commitment to the principles of sportsmanship and courage and is given by a vote of the team for efforts as well as individual performance. Also garnered *USA Today's* 2013 All-Joe team honors, which recognizes the NFL players whose work doesn't necessarily garner headlines, but is integral to the success of their team
- In 2013, helped the Eagles set a team record with 6,676 total yards of offense and a then-team record 442 points
- Was named to *Dallas Morning News* columnist Rick Gosselin's NFL All-Rookie team after starting all 16 games for an offense that set a team record in first downs (356) and a then-team record in total net yards (6,386)

## THREE STEP DROP

**If he could play another sport: Center for the Philadelphia Flyers**

**First job: Worked a youth hockey camp when he was 14 years old**

**First football team: Played LB and FB for the Roxboro Rockets in 7th grade**

**Three items needed on deserted island: Duct tape, lighter, fishing pole**

**Three favorite throwback jerseys: Chuck Bednarik, Philadelphia Eagles  
Jim Brown, Cleveland Browns  
Wayne Gretzky, Edmonton Oilers**

**Pregame ritual: Listens to Christmas music and combs his beard**

**Favorite movies: *The Big Lebowski* and *The Last Gladiators***

**Favorite teams/athletes as a kid: All Cleveland teams. Michael Jordan, Wayne Gretzky and Jerome Bettis**



# C JASON KELCE 62



## FOOTBALL IS FAMILY

Jason comes from a football lineage, as his younger brother, Travis, was a teammate at Cincinnati (2008-10) as a tight end and was drafted by Kansas City in 2013. His uncle, Don Blalock, played defensive tackle for Purdue (1976-77) and his grandfather, Don Blalock, played football at Ohio University.

Travis is a two-time Pro Bowl TE and was voted All-Pro by the *Associated Press* in 2016. Last season, Jason and Travis both played in the Pro Bowl and the two will face off for the first time in their NFL careers in 2017 when the Eagles travel to Kansas City to take on the Chiefs in Week 2. The Eagles and Chiefs last played when Travis was a rookie in 2013, but he missed the contest with a knee injury.

Travis is pictured on the left in both pictures.



## BIRDSEED

Jason is the son of Donna and Ed Kelce. Donna works in banking, while Ed is a sales rep in the steel business. Cites his dad as the biggest influence on his career. "He really pushed me to be the best I could be and was somebody that I've always looked up to."

Jason grew up playing a variety of different sports including hockey, lacrosse, soccer and baseball. "Playing all of those sports has helped me adapt to any circumstance that is thrown my way."

Jason graduated from Cincinnati with a degree in marketing.

## CAREER HIGHLIGHTS (Continued)

- Became the first Eagles rookie offensive lineman to start all 16 games since **Doug Brzezineski** did so in 1999 and the first rookie in team history to start every game at center

## COLLEGE HIGHLIGHTS

- Kelce started his final 38 games at Cincinnati during a 47-game career – 26 at left guard and 12 at center
- Started 12 games at center in 2010, and was an All-American honorable mention and All-Big East Conference first-team selection by *The NFL Draft Report*, adding second-team All-Big East honors from the league's coaches
- As a junior in 2009, earned All-Big East Conference second-team honors while starting all 13 games at left guard
- In 2008, earned Sophomore All-American third-team and All-Big East Conference second-team honors from *The NFL Draft Report* in his first season as a starter
- In 2007, the former walk-on linebacker added more than 40 pounds to his frame during the offseason, shifting to the offensive line, where he competed in nine games as a reserve at center and both offensive guard positions
- Joined the team as a walk-on in 2006, earning Scout Team Defensive Player of the Year honors while lining up as a 240-pound linebacker

## TRANSACTIONS

- 2011** Drafted by PHI in 6th round (191st overall)  
Signed 4-year contract
- 9/8/12** Placed on Injured Reserve (knee)
- 2/27/14** Signed by PHI to a 7-year contract through 2020

KELCE'S CAREER SERVICE					
			STARTS	OFF SNAPS	
Year	Team	GP/S	C	No	Pct
2011	Philadelphia	16/16	16	---	---
2012	Philadelphia	2/2	2	136	12%
2013	Philadelphia	16/16	16	1095	99%
2014	Philadelphia	12/12	12	828	70%
2015	Philadelphia	16/16	16	1156	100%
2016	Philadelphia	16/16	16	1133	100%
2017	Philadelphia	6/6	6	424	100%
<b>Totals</b>		<b>84/84</b>	<b>84</b>	---	---
PLAYOFFS					
2013	Philadelphia	1/1	1	58	100%

# LB MYCHAL KENDRICKS 95



**6-0 | 240**  **6th Year**  
**BORN: Sept. 28, 1990 (Age 26)**



**Fresno, California**



**Hoover High School**



**California**  
**D2a-12 (46th overall)**  
**by Philadelphia**



A second-round draft choice of the Eagles in 2012, **Mychal Kendricks** has played in 71 regular-season games (62 starts) for the Eagles in five seasons and has compiled 455 tackles and 12.0 sacks. In 2015, Kendricks signed a 4-year contract with Philadelphia. Prior to entering the NFL, he was named the 2011 Pac-12 Defensive Player of the Year at California after leading the Golden Bears with a career-high 106 tackles.

## 4+ SACK & 3+ INT SINGLE-SEASONS

EAGLES PLAYERS SINCE 1982



**SETH JOYNER**  
6.5 & 4 INT  
(1992)



**SETH JOYNER**  
6.5 & 3 INT  
(1991)



**WILLIAM THOMAS**  
5.5 & 3 INT  
(1996)



**MYCHAL KENDRICKS**  
4.0 & 3 INT  
(2013)

## THREE STEP DROP

**First job: Worked concession stands for several local semi-pro teams**

**Funniest Eagle: Lane Johnson**

**If he could play another sport: Defender for Barcelona**

**Best players he has faced: Aaron Rodgers and Drew Brees**

**Three favorite throwback jerseys: Kobe Bryant (#8), L.A. Lakers; Ricky Williams, Texas; Willie Mays, S.F. Giants**

**Thing he can't live without: Oreos**

**Strangest thing he likes to eat: Eggo waffles with Kraft singles**

## CAREER HIGHLIGHTS

- Is one of only three Eagles since 1982 to post at least four sacks and three interceptions in a single season, recording four sacks and three picks in 2013. Joined **Williams Thomas** (1996) and **Seth Joyner** (1991 and '92) as the only other Eagles to accomplish the feat
- In 2013, he and **DeMeco Ryans** became the first pair of linebackers in Eagles history to post 4+ sacks and 2+ interceptions in the same season

### 2017 - PHILADELPHIA EAGLES (6/4)

- Recorded 13 tackles (12 solo) at Car. (10/12/17), marking the highest single-game tackle total by an Eagle in 2017. His 12 solo tackles tied his single-game career high and his 13 total tackles were his most since he recorded 16 vs. Seattle in 2014 (12/7/14). Also notched 2 tackles on special teams

# LB MYCHAL KENDRICKS 95



## KENDRICKS' CAREER STATISTICS

Year	Team	GP/S	TACKLES					PASS DEFENSE					FUMBLES			DEF SNAPS		ST	
			Total	Solo	Asst	TFL	Sacks	Int	Yds	Lg	TD	PD	Hur	FF	FR	Yds	No		Pct
2012	Philadelphia	15/14	88	70	18	8.0	1.0	0	0	--	0	11	1	0	0	0	927	88%	0
2013	Philadelphia	15/15	137	96	41	3.0	4.0	3	25	18	0	1	6	1	4	0	991	83%	0
2014	Philadelphia	12/11	108	77	31	4.0	4.0	0	0	--	0	2	3	3	0	0	761	66%	0
2015	Philadelphia	13/13	91	71	20	8.0	3.0	0	0	--	0	1	1	1	0	0	628	52%	3
2016	Philadelphia	15/8	29	24	5	2.0	0.0	0	0	--	0	1	3	0	1	0	273	27%	9
2017	Philadelphia	6/4	30	24	6	2.0	1.0	0	0	--	0	3	0	0	0	0	198	52%	3
<b>Totals</b>		<b>76/65</b>	<b>483</b>	<b>362</b>	<b>121</b>	<b>27.0</b>	<b>13.0</b>	<b>0</b>	<b>0</b>	<b>--</b>	<b>0</b>	<b>19</b>	<b>14</b>	<b>5</b>	<b>5</b>	<b>0</b>	<b>---</b>	<b>---</b>	<b>15</b>

PLAYOFFS																				
2013	Philadelphia	1/1	10	10	0	1.0	0.0	0	0	--	0	0	0	0	0	0	0	72	100%	0
<b>Totals</b>		<b>1/1</b>	<b>10</b>	<b>10</b>	<b>0</b>	<b>1.0</b>	<b>0.0</b>	<b>0</b>	<b>0</b>	<b>--</b>	<b>0</b>	<b>0</b>	<b>0</b>	<b>0</b>	<b>0</b>	<b>0</b>	<b>0</b>	<b>---</b>	<b>---</b>	<b>0</b>

## CAREER HIGHLIGHTS (Continued)

- Tallied 7 tackles (6 solo) and 2 PDs vs. NYG (9/24/17). Early in the 3rd quarter, deflected an **Eli Manning** pass that was intercepted by CB **Patrick Robinson**. The turnover turned into an Eagles TD and gave Philadelphia a 14-0 lead
- Dropped Chiefs QB **Alex Smith** for a 5-yard sack in the second quarter at KC (9/17/17)




### CAREER HIGHS

<b>Total Tackles</b>	17	10/27/13 vs. NYG
<b>Solo Tackles</b>	12	2x, last: 10/12/17 at Car.
<b>Sacks</b>	2.0	12/22/13 vs. Chi.
<b>Interceptions</b>	1	3x, last: 12/29/13 at Dal.
<b>Passes Defensed</b>	3	2x, last: 12/9/12 at TB

## BORN TO BE A BIRD

Mychal's father, Marvin, was on the Eagles training camp roster in 1972 after playing college football at UCLA, where he led the Bruins in rushing twice in 1970 and 1971. Said Mychal: "He was so happy the day I got drafted here because the Eagles were his team. I remember being so excited, but he may have even been more excited. He followed them all the time when I was growing up. It was a dream come true for the both of us."



## BROTHERLY LOVE

Mychal's younger brother, Eric, was a second-round draft pick of the Minnesota Vikings in 2015. They grew up playing football, basketball and soccer together and remain very close to this day. The brothers workout, snowboard and skateboard together whenever possible.

## RENAISSANCE MAN

While he was always known for his athletic talents on the field growing up, Kendricks' passion off the field is in the fine arts. Kendricks attended Bullard Talent, a private school that specializes in the fine arts from kindergarten through 8th grade. While there, Kendricks acted in plays such as *Robin Hood*, *Aladdin* and *The Lion King*. He also learned to dance in hip-hop, urban, tap and jazz styles. Said Kendricks: "I have an appreciation for all kinds of art and going there really instilled that in me at a young age. I would go there during the day and then play sports for other schools. You have to win a raffle to get in. My mom did that for me and I got lucky."

## BIRDSEED

Parents are Yvonne Thagon and Marvin Kendricks. Yvonne is a pharmacist technician and Marvin is a retired social worker. Also has a stepmother, Joanne, who is a medical sales rep for Merck. His three brothers all played college football: Chad (Sacramento State), Terence (Fresno State) and Eric (UCLA).



# LB MYCHAL KENDRICKS 95



## 2017 GAME-BY-GAME STATISTICS

Date	Opp	GP/S	Tot	Solo	Sk	Int	PD	FF	FR	Snaps	Pct
Sep 10	at Was	W	1/1	2	1	0.0	0	0	0	23	37%
Sep 17	at KC	L	1/1	2	1	1.0	0	1	0	20	38%
Sep 24	NYG	W	1/0	7	6	0.0	0	2	0	48	70%
Oct 1	at LAC	W	1/1	5	3	0.0	0	0	0	24	42%
Oct 8	Ari	W	1/1	1	1	0.0	0	0	0	28	47%
Oct 12	at Car	W	1/0	13	12	0.0	0	0	0	55	67%
Oct 23	Was										
Oct 29	SF										
Nov 5	Den										
Nov 19	at Dal										
Nov 26	Chi										
Dec 3	at Sea										
Dec 10	at LAR										
Dec 17	at NYG										
Dec 25	Oak										
Dec 31	Dal										
<b>Totals</b>			<b>6/4</b>	<b>30</b>	<b>24</b>	<b>1.0</b>	<b>0</b>	<b>3</b>	<b>0</b>	<b>198</b>	<b>52%</b>

## 2016 GAME-BY-GAME STATISTICS

Date	Opp	GP/S	Tot	Solo	Sk	Int	PD	FF	FR	Snaps	Pct		
Sep 11	Cle	W	1/0	0	0	0.0	0	0	0	19	37%		
Sep 19	at Chi	W	1/1	3	3	0.0	0	0	0	20	38%		
Sep 25	Pit	W	1/1	1	1	0.0	0	0	0	9	15%		
Oct 9	at Det	L	1/0	3	2	0.0	0	0	0	26	43%		
Oct 16	at Was	L	1/1	3	3	0.0	0	0	0	22	30%		
Oct 23	Min	W	1/0	2	2	0.0	0	0	0	24	32%		
Oct 30	at Dal	L	1/0	3	3	0.0	0	0	0	19	24%		
Nov 6	at NYG	L	1/0	1	1	0.0	0	0	0	3	5%		
Nov 13	Atl	W	1/1	5	3	0.0	0	1	0	19	38%		
Nov 20	at Sea	L	1/1	3	2	0.0	0	0	0	31	46%		
Nov 28	GB	L	1/1	1	1	0.0	0	0	0	13	18%		
Dec 4	at Cin	L	1/1	0	0	0.0	0	0	1	26	41%		
Dec 11	Was	L	1/0	1	1	0.0	0	0	0	8	17%		
Dec 18	at Bal	L	1/0	1	0	0.0	0	0	0	20	34%		
Dec 22	NYG	W	1/1	2	2	0.0	0	0	0	14	16%		
Jan 1	Dal	W	0/0	INACTIVE (QUAD)									
<b>Totals</b>			<b>15/8</b>	<b>29</b>	<b>24</b>	<b>0.0</b>	<b>0</b>	<b>1</b>	<b>0</b>	<b>1</b>	<b>273</b>	<b>27%</b>	

## CAREER HIGHLIGHTS (Continued)

### 2015 - PHILADELPHIA EAGLES (13/13)

- Finished 3rd on the team in tackles (91)
- Tallied his third consecutive game with a sack - the longest streak of his career - when he dropped Dolphins QB **Ryan Tannehill** for an 8-yard loss vs. Mia. (11/15/15)

### 2014 - PHILADELPHIA EAGLES (12/11)

- Ranked 2nd on the defense with 108 tackles and tied for 3rd with 3 FFs
- Led the team with a season-best 16 tackles and forced his third fumble of the season when he stripped the ball from Seahawks RB **Marshawn Lynch** vs. Sea. (12/7/14)

### 2013 - PHILADELPHIA EAGLES (15/15, Playoffs: 1/1)

- Led the NFL with 4 FRs and finished the year ranked 2nd on the team with a career-high 137 tackles
- Forced a fumble of RB **DeMarco Murray** and intercepted QB **Kyle Orton** at Dal. (12/29/13). The two turnovers led to 10 points by the Eagles on their ensuing drives
- Posted 2.0 sacks of QB **Jay Cutler** vs. Chi. (12/22/13)
- Collared 12 tackles and posted a sack and INT (QB **Matt Cassel**) in the same game for the first time in his career at Min. (12/15/13)
- Recovered a fumble of QB **Matthew Stafford** in the fourth quarter vs. Det. (12/8/13). The turnover led to an Eagles TD on the ensuing possession to seal the game at 34-20
- Amassed a career-high 17 tackles vs. NYG (10/27/13)
- Notched two takeaways at NYG (10/6/13), as he recovered a fumble of RB **Brandon Jacobs** and recorded his first career interception (QB **Eli Manning**). The Eagles scored 10 total points following his turnovers, including a crucial TD on the very next play after his interception in the fourth quarter to put the team up 29-21

## 2015 GAME-BY-GAME STATISTICS

Date	Opp	GP/S	Tot	Solo	Sk	Int	PD	FF	FR	Snaps	Pct		
Sep 14	at Atl	L	1/1	10	6	0.0	0	0	0	77	100%		
Sep 20	Dal	L	1/1	6	6	0.0	0	0	0	39	46%		
Sep 27	at NYJ	W	0/0	INACTIVE (HAMSTRING)									
Oct 4	at Was	L	1/1	7	3	0.0	0	0		11	13%		
Oct 11	NO	W	0/0	INACTIVE (HAMSTRING)									
Oct 19	NYG	W	0/0	INACTIVE (HAMSTRING)									
Oct 25	at Car	L	1/1	7	7	1.0	0	0	0	52	85%		
Nov 8	at Dal	W	1/1	5	5	1.0	0	0	0	56	72%		
Nov 15	Mia	L	1/1	8	6	1.0	0	0	0	40	60%		
Nov 22	TB	L	1/1	5	4	0.0	0	0	1	56	72%		
Nov 26	at Det	L	1/1	7	5	0.0	0	0	0	63	88%		
Dec 6	at NE	W	1/1	4	4	0.0	0	0	0	48	54%		
Dec 13	Buf	W	1/1	8	7	0.0	0	0	0	42	57%		
Dec 20	Ari	L	1/1	10	9	0.0	0	0	0	43	57%		
Dec 26	Was	L	1/1	5	4	0.0	0	0	0	43	57%		
Jan 3	at NYG	W	1/1	9	5	0.0	0	1	0	58	69%		
<b>Totals</b>			<b>13/13</b>	<b>91</b>	<b>71</b>	<b>3.0</b>	<b>0</b>	<b>1</b>	<b>1</b>	<b>0</b>	<b>628</b>	<b>52%</b>	

### 2012 - PHILADELPHIA EAGLES (15/14)

- Collared the most TFLs (8) ever by an Eagles rookie since the statistic started being kept in 1999. Ranked 3rd on the team in tackles (88) tackles and PDs (11)
- Notched the first sack of his career, bringing down Cowboys QB **Tony Romo** in the second quarter vs. Dal. (11/11)
- Started first NFL game at Cle. (9/9) and deflected a pass that was intercepted by S **Kurt Coleman** on the Eagles 1

# DE CHRIS LONG 56



**6-3 | 270**  10th Year  
**BORN: March 28, 1985 (Age 32)**

**Charlottesville,  
 Virginia** ☆  
**St. Anne's-  
 Belfield School**



**Virginia**  
 D1-08 (2nd overall)  
 by St. Louis  
 Acquired: FA (NE) 2017

## SACK LEADERS

ACTIVE NFL DEFENSIVE ENDS SINCE 2008



**JULIUS  
 PEPPERS**  
 94.0



**CAMERON  
 WAKE**  
 85.0



**J.J.  
 WATT**  
 76.0



**CLIFF  
 AVRIL**  
 74.0



**CHARLES  
 JOHNSON**  
 67.5




**CALAIS  
 CAMPBELL**  
 64.5



**CHRIS  
 LONG**  
 60.5

Long has produced **eight-career multi-sack performances**, including three games with a **career-high 3.0 sacks**.



Chris Long was signed by the Philadelphia Eagles to a two-year contract on March 31, 2017, after spending the 2016 season with the Super Bowl LI-winning New England Patriots. Originally selected by the St. Louis Rams with the 2nd-overall pick in the 2008 NFL Draft, Long has compiled 403 tackles (253 solo), 81 TFL, 60.5 sacks, 12 PDs, 10 FFs and 6 FRs in 135 career regular-season games (102 starts).

## MOST SACKS

NEW ENGLAND PATRIOTS IN 2016

Trey Flowers	7.0
Jabaal Sheard	5.0
<b>Chris Long</b>	<b>4.0</b>
Rob Ninkovich	4.0

## MOST TACKLES FOR LOSS

NEW ENGLAND PATRIOTS IN 2016

Alan Branch	8.0
Trey Flowers	8.0
<b>Chris Long</b>	<b>7.0</b>
Jabaal Sheard	7.0

## CAREER HIGHLIGHTS

- Ranks 7th among active NFL defensive ends with 60.5 sacks since 2008, trailing only **Julius Peppers** (94.0), **Cameron Wake** (85.0), **J.J. Watt** (76.0), **Cliff Avril** (74.0) and **Charles Johnson** (67.5) and **Calais Campbell** (64.5)

### 2017 - PHILADELPHIA EAGLES(6/0)

- Set the tone early in the Eagles' Week 4 win at LAC (10/1/17) when he notched a strip-sack of Chargers QB **Philip Rivers** in Philadelphia territory on the game's opening possession. Rookie DE **Derek Barnett** recovered the loose ball and the Eagles offense converted the turnover into a touchdown to take a 7-0 lead
- Recorded his first sack as an Eagle in Week 2 at KC (9/17/17) when he dropped Chiefs QB **Alex Smith** for a 5-yard loss on third down in the third quarter



## LONG'S CAREER STATISTICS

Year	Team	GP/S	TACKLES					PASS DEFENSE						FUMBLES			DEF SNAPS	
			Total	Solo	Asst	TFL	Sacks	Int	Yds	Lg	TD	PD	Hur	FF	FR	Yds	No	Pct
2008	St. Louis	16/16	61	40	21	10.0	4.0	0	0	--	0	0	12	0	1	2	N/A	N/A
2009	St. Louis	16/4	56	36	20	7.0	5.0	0	0	--	0	1	12	1	0	0	N/A	N/A
2010	St. Louis	16/16	35	22	13	8.0	8.5	0	0	--	0	2	20	3	1	0	N/A	N/A
2011	St. Louis	16/16	46	30	16	15.0	13.0	0	0	--	0	2	21	1	0	0	N/A	N/A
2012	St. Louis	16/16	56	35	21	15.0	11.5	0	0	--	0	1	19	0	0	0	877	82%
2013	St. Louis	16/16	59	35	24	13.0	8.5	0	0	--	0	3	12	2	2	45	839	79%
2014	St. Louis	6/6	21	11	10	3.0	1.0	0	0	--	0	0	1	0	1	0	232	22%
2015	St. Louis	12/5	29	18	11	2.0	3.0	0	0	--	0	0	5	1	0	0	484	42%
2016	New England	16/7	35	22	13	7.0	4.0	0	0	--	0	3	10	1	1	0	677	65%
2017	Philadelphia	6/0	7	5	2	1.0	2.0	0	0	--	0	0	4	1	0	0	164	43%
<b>Totals</b>		<b>136/102</b>	<b>405</b>	<b>254</b>	<b>151</b>	<b>81.0</b>	<b>60.5</b>	<b>0</b>	<b>0</b>	<b>--</b>	<b>0</b>	<b>12</b>	<b>116</b>	<b>10</b>	<b>6</b>	<b>47</b>	<b>---</b>	<b>---</b>
PLAYOFFS																		
2016	New England	3/0	1	1	0	0.0	0.0	0	0	--	0	0	1	0	0	0	62	33%
<b>Totals</b>		<b>3/0</b>	<b>1</b>	<b>1</b>	<b>0</b>	<b>0.0</b>	<b>0.0</b>	<b>0</b>	<b>0</b>	<b>--</b>	<b>0</b>	<b>0</b>	<b>1</b>	<b>0</b>	<b>0</b>	<b>0</b>	<b>---</b>	<b>---</b>

## CAREER HIGHLIGHTS (Continued)

### 2016 - NEW ENGLAND PATRIOTS (16/7, Playoffs: 3/0)

- Helped the Patriots win Super Bowl LI after making his first-career postseason appearance. Played 677 snaps (65%) in 16 regular-season games (seven starts) and recorded 4.0 sacks, 3 PDs, 1 FF and 1 FR

### 2013 - ST. LOUIS RAMS (16/16)

- Recovered a fumble of Colts QB **Andrew Luck** forced by Rams DE **Robert Quinn** and returned it 45 yards for his first-career TD at Ind. (11/10/13). Also tallied 4 tackles and 1 sack
- Posted a career-high-tying 3.0 sacks of Seahawks QB **Russell Wilson** vs. Sea. (10/28/13) while adding 5 tackles, including 4 TFL. Marked his third-career game with 3.0 QB takedowns
- Recorded a career-high 8 tackles (4 solo) at Atl. (9/15/13)

## HIGH SCHOOL STANDOUT

Long attended St. Anne's-Belfield School in Charlottesville, VA, and was named 2003 Gatorade Player of the Year in Virginia and rated as the 2nd-best player in the state by *Charlottesville Daily Progress*.

Long was a three-time first-team All-State selection on both offense and defense and was selected conference Defensive Player of the Year in his final two seasons, as well as Student Sports Junior All-American in 2002.

Long registered 91 tackles and 15.0 sacks as a senior to help his team to an undefeated season and a state championship.

He also played basketball, lacrosse and baseball.

## CHRIS LONG FOUNDATION

In 2015, the Chris Long Foundation was launched to raise money for **Waterboys**, a signature initiative dedicated to building wells for communities in East Africa.

Long was named the **NFLPA Community MVP** for Week 2 of the 2017 season for "his ongoing efforts to enhance the lives of others through programs focused on youth, clean water, military appreciation and homelessness."

The Chris Long Foundation, in partnership with Boys & Girls of Central Virginia and St. Anne's Belfield School, recently announced that Chris will donate his first six game checks of the 2017 season to fund two seven-year scholarships in his hometown of Charlottesville, VA.

For more information on the Chris Long Foundation visit: [chrislongfoundation.org](http://chrislongfoundation.org). For more information on Waterboys visit: [waterboys.org](http://waterboys.org)



## THE FAMILY TREE

Long's father, Howie, played in the NFL for 13 seasons and was inducted into the Pro Football Hall of Fame in 2000 following seven Pro Bowl appearances and two Defensive Player of the Year awards. His older brother, Howie Jr., serves as a player personnel assistant with the Oakland Raiders and his younger brother, Kyle, plays offensive line for the Chicago Bears.

Long is also related to Gertrude Ederle, who became the first woman to swim across the English Channel in 1926.







2017 GAME-BY-GAME STATISTICS											
Date	Opp	GP/S	Tot	Solo	Sk	Hur	PD	FF	FR	Snaps	Pct
Sep 10	at Was	W	1/0	2	1	0.0	0	0	0	26	41%
Sep 17	at KC	L	1/0	1	1	1.0	1	0	0	20	38%
Sep 24	NYG	W	1/0	0	0	0.0	0	0	0	27	39%
Oct 1	at LAC	W	1/0	1	1	1.0	1	0	0	21	37%
Oct 8	Ari	W	1/0	1	1	0.0	1	0	0	29	48%
Oct 12	at Car	W	1/0	2	1	0.0	1	0	0	41	50%
Oct 23	Was										
Oct 29	SF										
Nov 5	Den										
Nov 19	at Dal										
Nov 26	Chi										
Dec 3	at Sea										
Dec 10	at LAR										
Dec 17	at NYG										
Dec 25	Oak										
Dec 31	Dal										
<b>Totals</b>			<b>6/0</b>	<b>7</b>	<b>5</b>	<b>2.0</b>	<b>4</b>	<b>0</b>	<b>0</b>	<b>164</b>	<b>43%</b>

## CAREER HIGHLIGHTS (Continued)

### 2012 - ST. LOUIS RAMS (16/16)

- Led the Rams in sacks for the second-straight season with 11.5 takedowns. Tied for the 9th-most sacks in the NFL, trailing only **J.J. Watt** (20.5), **Aldon Smith** (19.5), **Von Miller** (18.5), **Cameron Wake** (15.0), **Clay Matthews** (13.0), **Geno Atkins** (12.5), **Charles Johnson** (12.5) and **Jared Allen** (12.0). Added 56 tackles (35 solo), 15.0 TFL and 1 PD
- Notched his second-career 3.0-sack game when he took down Seahawks QB **Russell Wilson** a career-high-tying three times vs. Sea. (12/30/12)
- Registered 3.0 TFL and 2.0 sacks of Jets QB **Mark Sanchez** vs. NYJ (11/18/12)
- Totaled 2.0 sacks of Bears QB **Jay Cutler** at Chi. (9/23/12)

### 2011 - ST. LOUIS RAMS (16/16)

- Started all 16 games and posted a career-high 13.0 sacks, ranking 7th in the NFL behind **Jared Allen** (22.0), **DeMarcus Ware** (19.5), **Jason Babin** (18.0), **Jason Pierre-Paul** (16.5), **Aldon Smith** (14.0) and **Terrell Suggs** (14.0)
- Collected a pair of sacks against 49ers QB **Alex Smith** at SF (12/4/11). Finished with 5 tackles (4 solo)
- Produced a career-high-tying 3.0 sacks of Saints QB **Drew Brees** vs. NO (10/30/11). Also posted 4 tackles and 1 PD

### 2010 - ST. LOUIS RAMS (16/16)

- Opened all 16 games and recorded 35 tackles (22 solo), 8.5 sacks, a career-high 3 FFs, 2 PDs and 1 FR
- Recorded a multi-sack performance (2.0) against Chargers QB **Philip Rivers** vs. SD (10/17/10)

### 2009 - ST. LOUIS RAMS (16/4)

- Ranked 2nd on the Rams with 5.0 sacks, trailing only **Leonard Little** (6.5)

2016 GAME-BY-GAME STATISTICS (NE)											
Date	Opp	GP/S	Tot	Solo	Sk	Hur	PD	FF	FR	Snaps	Pct
Sep 11	at Ari	W	1/1	3	3	1.0	1	0	0	39	64%
Sep 18	Mia	W	1/1	2	2	0.0	3	1	0	45	70%
Sep 22	Hou	W	1/1	2	0	0.0	0	1	0	55	78%
Oct 2	Buf	L	1/1	4	2	0.0	0	0	0	60	77%
Oct 9	at Cle	W	1/0	1	0	0.0	0	0	0	47	75%
Oct 16	Cin	W	1/1	3	1	0.0	0	0	0	41	60%
Oct 23	at Pit	W	1/1	2	1	0.0	1	0	0	50	69%
Oct 30	at Buf	W	1/1	4	4	0.0	0	0	0	53	69%
Nov 13	Sea	L	1/0	0	0	0.0	0	0	0	37	53%
Nov 20	at SF	W	1/0	3	1	0.0	0	0	0	45	71%
Nov 27	at NYJ	W	1/0	1	1	1.0	0	0	1	30	53%
Dec 4	LAR	W	1/0	1	1	1.0	3	0	0	30	59%
Dec 12	Bal	W	1/0	4	2	0.0	0	0	0	46	66%
Dec 18	at Den	W	1/0	2	2	0.0	0	0	0	33	53%
Dec 24	NYJ	W	1/0	2	1	1.0	1	0	0	31	55%
Jan 1	at Mia	W	1/0	1	1	0.0	1	1	0	35	59%
<b>Totals</b>			<b>16/7</b>	<b>35</b>	<b>22</b>	<b>4.0</b>	<b>10</b>	<b>3</b>	<b>1</b>	<b>677</b>	<b>65%</b>

### PLAYOFFS

Jan 14	Hou	W	1/0	0	0	0.0	0	0	0	27	39%
Jan 22	Pit	W	1/0	1	1	0.0	0	0	0	20	29%
Feb 5	Atl	W	1/0	0	0	0.0	1	0	0	15	31%
<b>Totals</b>			<b>3/0</b>	<b>1</b>	<b>1</b>	<b>0.0</b>	<b>1</b>	<b>0</b>	<b>0</b>	<b>62</b>	<b>33%</b>

### CAREER HIGHS

<b>Total Tackles</b>	8	3x, last: 9/15/13 at Atl.
<b>Solo Tackles</b>	6	2x, last: 11/30/14 vs. Oak.
<b>Sacks</b>	3.0	3x, last: 10/28/13 vs. Sea.
<b>Hurries</b>	3	12x, last: 12/4/16 vs. LAR
<b>PDs</b>	1	12x, last: 1/1/17 at Mia.
<b>FFs</b>	1	10x, last: 10/1/17 at LAC
<b>FRs</b>	1	6x, last: 9/18/16 vs. Mia.

### TOUCHDOWNS

Date	Opponent	TDs
11/10/13	vs. Indianapolis Colts (W, 38-8)	45-yard FR

### MULTI-SACK GAMES (8)

Date	Opponent	Sacks
10/28/13	vs. Seattle Seahawks (L, 9-14)	3.0
12/30/12	at Seattle Seahawks (L, 13-20)	3.0
10/30/11	vs. New Orleans Saints (W, 31-21)	3.0
11/18/12	vs. New York Jets (L, 13-27)	2.0
9/23/12	at Chicago Bears (L, 6-23)	2.0
12/4/11	at San Francisco 49ers (L, 0-26)	2.0
10/17/10	vs. San Diego Chargers (W, 20-17)	2.0
10/26/08	at New England Patriots (L, 16-23)	2.0

# LS RICK LOVATO 45



**6-2 | 249**  **1st Year**  
**BORN: Sept. 9, 1992 (Age 25)**

**Middletown,  
New Jersey**  
  
**Middletown  
High School  
South**



**Old Dominion**  
**UDFA (2015) by Chicago**  
**Acquired: FA 2016**



A four-year letterman at Old Dominion, **Rick Lovato** snapped in all 50 games during his four-year collegiate career. Lovato entered the NFL in 2015 as an undrafted free agent with the Chicago Bears and saw his first NFL game action as a member of the Green Bay Packers in Week 16 of the 2015 season. Lovato snapped in the Packers' final two regular-season contests and both of the club's playoff games. In 2016, he appeared in two contests with the Washington Redskins before signing with the Eagles on Dec. 12, 2016, following a season-ending injury to veteran long snapper **Jon Dorenbos**.

## CAREER HIGHLIGHTS

- Joined the Eagles in 2016 and served as the team's long snapper for the final three games after previously long snapping for the Redskins vs. GB (11/20/16) and at Dal. (11/24/16)
- In 2015, snapped in the Packers' final two regular-season games at Ari. (12/27/15) and vs. Min. (1/3/16). Also played in both of Green Bay's postseason contests at Was. (1/10/16) and at Ari. (1/16/16)

## BIRDSEED

- Began long snapping as a freshman at Middletown South (NJ) High School. Also played center and defensive line
- Named third-team all-Monmouth County and all-conference as a senior in 2010

## COLLEGE HIGHLIGHTS

- Served as Old Dominion's long snapper in all 50 games during his four-year college career. Registered four career tackles on special teams
- Named a College Sports News Fabulous 50 All-American and was selected an FCS All-American as a sophomore in 2012

## TRANSACTIONS

- 2015** Signed by CHI as UDFA
- 8/31/15** Waived by CHI
- 12/22/15** Signed by GB
- 9/3/16** Waived by GB
- 11/19/16** Signed by WAS
- 11/29/16** Waived by WAS
- 12/12/16** Signed by PHI

LOVATO'S CAREER SERVICE			
			ST
Year	Team	GP	T
2015	Green Bay	2	0
2016	Washington	2	0
	Philadelphia	3	0
	<i>Totals</i>	5	0
2017	Philadelphia	6	2
<b>Totals</b>		<b>13</b>	<b>2</b>
PLAYOFFS			
2015	Green Bay	2	0
<b>Totals</b>		<b>2</b>	<b>0</b>

# S CHRIS MARAGOS 42



**5-10 | 200**  **8th Year**  
**BORN: Jan. 6, 1987 (Age 30)**



**Racine,  
Wisconsin**

**William Horlick  
High School** 



**Wisconsin**

**UDFA (2010) by San Francisco**  
**Acquired: FA (Sea) 2014**

## IMPACT PLAYS

**Blocked punt at NE (12/6/15)**

\* Returned by Najee Goode for TD

**Forced fumble at NYG (12/28/14)**

**Deflected punt vs. NYG (10/12/14)**

**Blocked punt return TD vs. StL (10/5/14)**

**Recovered fumble at Car. (9/8/13)**

## THREE STEP DROP

**Biggest pet peeve: Sitting in traffic**

**If he could play another sport,  
what position/team: Second baseman,  
Milwaukee Brewers**

**Favorite quote: From his father - "Whatever  
your mind can conceive and believe, it  
can achieve."**

**Favorite TV show: Shark Tank**

**Favorite family tradition:  
Going to every Wisconsin home  
football game as a kid**

**Three favorite throwback jerseys:  
Michael Jordan, Chicago Bulls;  
Julius Erving, Philadelphia 76ers;  
Magic Johnson, Los Angeles Lakers**



One of the top special teams players in the league, **Chris Maragos** took a long and arduous road to even reach the NFL. He made it despite not receiving any offers to play football coming out of high school or any sort of ranking on *Rivals*. He walked on at both Western Michigan and Wisconsin as a receiver and received a scholarship offer for only his final season with the Badgers.

He joined the 49ers as a rookie free agent in 2010 with a signing bonus of \$4,000 but became a special teams standout during a three-year tenure with Seattle from 2011-13, which included a Super Bowl championship. He joined the Eagles after signing a three-year contract in 2014 and was resigned to a three-year extension (through 2019) in 2016.

## SPECIAL TEAMS TACKLES

**EAGLES PLAYERS SINCE 2014**

<b>Chris Maragos</b>	<b>49</b>
<b>Trey Burton</b>	<b>36</b>
<b>Najee Goode</b>	<b>26</b>

**EAGLES PLAYERS IN 2016**

<b>Chris Maragos</b>	<b>13</b>
<b>Najee Goode</b>	<b>12</b>
<b>Mychal Kendricks</b>	<b>9</b>

## CAREER HIGHLIGHTS

- Has recorded 84 special teams tackles in 99 career regular-season games, including an Eagles-high 43 tackles from 2014-16
- Was a force on the NFL's top-ranked special teams units in 2014, leading the Eagles with 14 special teams tackles, while forcing a fumble, blocking a punt and scoring his first career TD after a blocked punt. Voted a **Pro Bowl second alternate**

### 2017 - PHILADELPHIA EAGLES (6/1)

- Made his third career start at safety in a win vs. NYG (9/24/17) where he played every snap on defense and recorded a career-high 9 tackles





## MARAGOS' CAREER STATISTICS

Year	Team	GP/S	TACKLES					PASS DEFENSE						FUMBLES			DEF SNAPS		ST	
			Total	Solo	Asst	TFL	Sacks	Int	Yds	Lg	TD	PD	Hur	FF	FR	Yds	No	Pct		No
2010	San Francisco	3/0	0	0	0	0.0	0.0	0	0	--	0	0	0	0	0	0	0	N/A	N/A	5
2011	Seattle	11/0	1	1	0	0.0	0.0	0	0	--	0	0	0	0	0	0	N/A	N/A	11	
2012	Seattle	16/0	3	2	1	0.0	0.0	0	0	--	0	0	1	0	0	0	32	3%	9	
2013	Seattle	16/0	3	3	0	1.0	0.0	0	0	--	0	0	0	0	0	0	51	5%	10	
2014	Philadelphia	16/0	0	0	0	0.0	0.0	0	0	--	0	0	0	0	0	0	15	1%	14	
2015	Philadelphia	15/2	18	10	8	0.0	0.0	0	0	--	0	1	0	0	0	0	305	25%	16	
2016	Philadelphia	16/0	0	0	0	0.0	0.0	0	0	--	0	0	0	0	0	0	1	0%	13	
2017	Philadelphia	6/1	9	6	3	1.0	0.0	0	0	--	0	0	0	0	0	0	69	18%	6	
<b>Totals</b>		<b>99/3</b>	<b>34</b>	<b>22</b>	<b>12</b>	<b>2.0</b>	<b>0.0</b>	<b>0</b>	<b>0</b>	<b>--</b>	<b>0</b>	<b>1</b>	<b>1</b>	<b>0</b>	<b>0</b>	<b>0</b>	<b>---</b>	<b>---</b>	<b>84</b>	

## PLAYOFFS

2012	Seattle	2/0	0	0	0	0.0	0.0	0	0	--	0	0	0	0	0	0	0	0%	1
2013	Seattle	3/0	0	0	0	0.0	0.0	0	0	--	0	0	0	0	0	0	1	1%	2
<b>Totals</b>		<b>5/0</b>	<b>0</b>	<b>0</b>	<b>0</b>	<b>0.0</b>	<b>0.0</b>	<b>0</b>	<b>0</b>	<b>--</b>	<b>0</b>	<b>0</b>	<b>0</b>	<b>0</b>	<b>0</b>	<b>0</b>	<b>---</b>	<b>---</b>	<b>3</b>

## ADDITIONAL CAREER STATISTICS

**Special Teams Forced Fumbles:** (1) - 12/28/14 at N.Y. Giants **Special Teams Fumble Recoveries:** (1) - 9/8/13 at Carolina

**Touchdowns:** (1) - Recovered a blocked punt and returned it 10 yards vs. St. Louis on 10/5/14



## THE SOCIAL NETWORK

Maragos used an unlikely source to get his shot at Wisconsin: Facebook. "I was a walk-on receiver at Western Michigan, but it was always a dream of mine to play at Wisconsin. My brother was the mascot there and he knew some guys on the team. So, I decided to give it a shot."

Maragos looked up Wisconsin's starting WR Luke Swan on Facebook and sent him a message. "I told him my brother was Bucky Badger and wanted a shot to play at Wisconsin. He responded and got my film in front of the coaches. Next thing I knew they were asking me to walk on. It was amazing."


## LIKE FATHER, LIKE SON

Maragos credits his father, Nick, who coached him in little league, for instilling the relentless work ethic he possesses.

"We never stopped practicing when I was growing up. We'd play catch with the football for hours in our cul-de-sac and then he'd hit ground ball after ground ball to me on many hot summer days. He taught me all about work ethic, commitment and character."

## EARLY MENTORS

Maragos began his football career in second grade for the Buffalo Bills of the Racine Youth Sports league in Wisconsin. He was coached by his father, Nick, as well as Bob Evans and Anthony D'Alie and credits them for helping him become the player he is today. "They were so detail-oriented and were hard-nosed coaches. I learned a lot about the game of football from them. Plus we never lost. Ever."



## BIRDSEED

Maragos and his wife, Serah, have two sons, Micah and Mason, and reside in Philadelphia and Naples, FL. Maragos is the son of Nick and Cindy Maragos. His father, Nick, played safety at Northern Iowa, and his brother, Troy, served as Bucky Badger, the Wisconsin mascot. Troy is currently a pastor in Naples, FL.

Maragos earned many awards during his tenure at Wisconsin: UW Tom Wiesner Award (best Wisconsin-born student athlete), UW 2009 male student-athlete of the year, and AFCA Good Works team. Maragos earned his bachelor's degree in life sciences and communication at Wisconsin.

Maragos was a three-year starter, two-time captain and team MVP at William Horlick (WI) HS, where he earned all-state, all-southeast conference, all-district and all-county accolades as a wide receiver. He was also named Wisconsin's Gatorade Player of the Year in 2004.

Maragos was a 12-time all-conference recipient between football and track at William Horlick, and he also earned letters in both baseball and basketball.



## 2017 GAME-BY-GAME STATISTICS

Date	Opp	GP/S	Tot	Solo	Sk	Int	PD	FF	FR	Snaps	Pct
9/10	at Was	W	1/0	0	0	0.0	0	0	0	0	0%
9/17	at KC	L	1/0	0	0	0.0	0	0	0	0	0%
9/24	NYG	W	1/1	9	6	0.0	0	0	0	69	100%
10/1	at LAC	W	1/0	0	0	0.0	0	0	0	0	0%
10/8	Ari	W	1/0	0	0	0.0	0	0	0	0	0%
10/12	at Car	W	1/0	0	0	0.0	0	0	0	0	0%
10/23	Was										
10/29	SF										
11/5	Den										
11/19	at Dal										
11/26	Chi										
12/3	at Sea										
12/10	at LAR										
12/17	at NYG										
12/25	Oak										
12/31	Dal										
<b>Totals</b>			<b>6/1</b>	<b>9</b>	<b>6</b>	<b>0.0</b>	<b>0</b>	<b>0</b>	<b>0</b>	<b>69</b>	<b>18%</b>

## 2016 GAME-BY-GAME STATISTICS

Date	Opp	GP/S	Tot	Solo	Sk	Int	PD	FF	FR	Snaps	Pct
Sep 11	Cle	W	1/0	0	0	0.0	0	0	0	1	2%
Sep 19	at Chi	W	1/0	0	0	0.0	0	0	0	0	0%
Sep 25	Pit	W	1/0	0	0	0.0	0	0	0	0	0%
Oct 9	at Det	L	1/0	0	0	0.0	0	0	0	0	0%
Oct 16	at Was	L	1/0	0	0	0.0	0	0	0	0	0%
Oct 23	Min	W	1/0	0	0	0.0	0	0	0	0	0%
Oct 30	at Dal	L	1/0	0	0	0.0	0	0	0	0	0%
Nov 6	at NYG	L	1/0	0	0	0.0	0	0	0	0	0%
Nov 13	Atl	W	1/0	0	0	0.0	0	0	0	0	0%
Nov 20	at Sea	L	1/0	0	0	0.0	0	0	0	0	0%
Nov 28	GB	L	1/0	0	0	0.0	0	0	0	0	0%
Dec 4	at Cin	L	1/0	0	0	0.0	0	0	0	0	0%
Dec 11	Was	L	1/0	0	0	0.0	0	0	0	0	0%
Dec 18	at Bal	L	1/0	0	0	0.0	0	0	0	0	0%
Dec 22	NYG	W	1/0	0	0	0.0	0	0	0	0	0%
Jan 1	Dal	W	1/0	0	0	0.0	0	0	0	0	0%
<b>Totals</b>			<b>16/0</b>	<b>0</b>	<b>0</b>	<b>0.0</b>	<b>0</b>	<b>0</b>	<b>0</b>	<b>1</b>	<b>0%</b>

*Eagles Special Teams Coordinator Dave Fipp on the importance of Chris Maragos*



As much of an impact that he makes on the field, he makes just as much of one, if not more, off the field inside the meeting room with the guys. He does more teaching than I do with half of those guys. He just does it all for us.



## CAREER HIGHLIGHTS (Continued)

### 2016 - PHILADELPHIA EAGLES (16/0)

- Registered a team-high 13 special teams tackles, marking the second time he led the Eagles in that category since joining the team in 2014

### 2015 - PHILADELPHIA EAGLES (15/2)

- Blocked a punt by **Ryan Allen** at NE (12/6/15) that was returned for a TD by **Najee Goode**
- Made the first start of his career in a win at NYJ (9/27/15)

### 2014 - PHILADELPHIA EAGLES (16/0)

- In his first season with the Eagles was voted a **Pro Bowl second alternate**
- Forced a fumble by Redskins WR **Preston Parker** on the kickoff team at NYG (12/28/14)
- Deflected a **Steve Weatherford** punt vs. NYG (10/12/14)
- Scooped up a **Johnny Hekker** punt (blocked by Eagles TE **James Casey**) and returned it 10 yards for his first career NFL touchdown vs. StL (10/5/14). The TD was his first since a fake field goal run for a score at Wisconsin in 2009

# CB DEXTER McDOUGLE 33



**5-10 | 195**  **4th Year**  
**BORN: April 8, 1991 (Age 26)**

**Falmouth, Virginia** 

**Stafford High School**



**Maryland**

**D3-14 (80th overall)**  
**by N.Y. Jets**  
**Acquired: T-NYJ-17**



**Dexter McDougle** was acquired by the Eagles in a trade with the N.Y. Jets on August 27, 2017. McDougle was originally selected by the Jets in the 3rd round (80th overall) of the 2014 NFL Draft and has played in 25 career games, serving primarily on special teams. The Virginia native played collegiately at the University of Maryland, where he was a three-year starter and totaled 151 tackles, 22 PDs and 6 INTs in 39 contests (28 starts).

## BIRDSEED

- Prepped at Stafford HS, where he was teammates with Eagles WR Torrey Smith. The two later went on to play at the University of Maryland
- Played free safety, cornerback, running back and wide receiver at Stafford HS. Recorded 97 tackles and 6 INTs as a senior defensive back. Added 48 receptions for 885 yards and 11 TDs and 76 carries for 457 yards and 9 TDs. Named honorable mention All-Met by *The Washington Post* and earned all-area and all-district honors
- Is the son of Gina and Dexter McDougle. Majored in criminology and criminal justice at Maryland

 [@Blasian\\_Kiddd](#)

## THREE STEP DROP

**First job: Concessions at a movie theatre**

**Desired talent: Ability to sing**

**If he could play another sport, what position/team: Soccer player for Real Madrid. "I would be Cristiano Ronaldo in another life."**

**Best player he ever lined up against: Sammy Watkins**

**Favorite quote:**

**"The ultimate measure of a man is not where he stands in times of comfort and convenience, but where he stands at times of challenge and controversy."**  
**- Martin Luther King**

**Favorite sports moment:**

**"Getting drafted. That was definitely a life-long journey."**

**Favorite meal: Grilled chicken wings**

**First jerseys:**

**Charles Barkley, Phoenix Suns and Houston Rockets**

## CAREER HIGHLIGHTS

### 2016 - NEW YORK JETS (6/0)

- Played in six games and produced 1 special teams tackle

### 2015 - NEW YORK JETS (14/0)

- Totaled career highs in games played (14) and special teams tackles (4) while posting his first defensive stop and pass defended

### 2014 - NEW YORK JETS (0/0)

- Missed his rookie season after suffering an Achilles injury during training camp



# CB DEXTER McDOUGLE 33



## McDOUGLE'S CAREER STATISTICS

Year	Team	GP/S	TACKLES					PASS DEFENSE					FUMBLES			DEF SNAPS		ST	
			Total	Solo	Asst	TFL	Sacks	Int	Yds	Lg	TD	PD	Hur	FF	FR	Yds	No		Pct
2015	N.Y. Jets	14/0	1	1	0	0.0	0.0	0	0	--	0	1	0	0	0	0	50	5%	4
2016	N.Y. Jets	6/0	0	0	0	0.0	0.0	0	0	--	0	0	0	0	0	6	1%	1	
2017	Philadelphia	5/0	0	0	0	0.0	0.0	0	0	--	0	0	0	0	0	6	2%	4	
<b>Totals</b>		<b>25/0</b>	<b>1</b>	<b>1</b>	<b>0</b>	<b>0.0</b>	<b>0.0</b>	<b>0</b>	<b>0</b>	<b>--</b>	<b>0</b>	<b>1</b>	<b>0</b>	<b>0</b>	<b>0</b>	<b>---</b>	<b>---</b>	<b>9</b>	

## 2017 GAME-BY-GAME STATISTICS

Date	Opp	GP/S	Tot	Solo	Sk	Int	PD	FF	FR	Snaps	Pct
Sep 10	at Was	W 0/0	INACTIVE								
Sep 17	at KC	L 1/0	0	0	0.0	0	0	0	0	0	0%
Sep 24	NYG	W 1/0	0	0	0.0	0	0	0	0	0	0%
Oct 1	at LAC	W 1/0	0	0	0.0	0	0	0	0	2	4%
Oct 8	Ari	W 1/0	0	0	0.0	0	0	0	0	4	7%
Oct 12	at Car	W 1/0	0	0	0.0	0	0	0	0	0	0%
Oct 23	Was										
Oct 29	SF										
Nov 5	Den										
Nov 19	at Dal										
Nov 26	Chi										
Dec 3	at Sea										
Dec 10	at LAR										
Dec 17	at NYG										
Dec 25	Oak										
Dec 31	Dal										
<b>Totals</b>		<b>5/0</b>	<b>0</b>	<b>0</b>	<b>0.0</b>	<b>0</b>	<b>0</b>	<b>0</b>	<b>0</b>	<b>6</b>	<b>2%</b>

## 2016 GAME-BY-GAME STATISTICS (NYJ)

Date	Opp	GP/S	Tot	Solo	Sk	Int	PD	FF	FR	Snaps	Pct
SIGNED BY JETS FROM PRACTICE SQUAD (11/12/16)											
Nov 13	LAR	L 1/0	0	0	0.0	0	0	0	0	14	20%
Nov 27	NE	L 1/0	0	0	0.0	0	0	0	0	11	15%
Dec 5	Ind	L 1/0	0	0	0.0	0	0	0	0	13	18%
Dec 11	at SF	W 0/0	INACTIVE								
Dec 17	Mia	L 1/0	0	0	0.0	0	0	0	0	6	13%
Dec 24	at NE	L 1/0	0	0	0.0	0	0	0	0	4	5%
Jan 1	Buf	W 1/0	0	0	0.0	0	0	0	0	12	19%
<b>Totals</b>		<b>6/0</b>	<b>0</b>	<b>0</b>	<b>0.0</b>	<b>0</b>	<b>0</b>	<b>0</b>	<b>0</b>	<b>6</b>	<b>1%</b>

## COLLEGE HIGHLIGHTS

- Was a three-year starter at cornerback for the Terrapins, totaling 28 starts in 39 career games. Compiled 151 tackles, 22 PDs, 6 INTs, 5.5 TFL, 1 FF and 1 FR along with 2 defensive TDs. Started all 24 contests from 2011-12
- Earned Academic All-ACC honors as a senior in 2013 and as a sophomore in 2011

## TRANSACTIONS

- 2014** Drafted by NYJ in 3rd round (80th overall)  
*Signed 4-year contract*
- 8/20/14** Placed on Injured Reserve (Achilles)
- 9/4/16** Waived by NYJ
- 9/6/16** Signed by NYJ to practice squad
- 11/12/16** Signed by NYJ from practice squad to active roster
- 8/27/17** Acquired by PHI from NYJ in exchange for S **Terrence Brooks**
- 9/2/17** Signed by PHI to 1-year contract extension

## CAREER HIGHS

<b>Total Tackles</b>	1	11/29/15 vs. Mia.
<b>Solo Tackles</b>	1	11/29/15 vs. Mia.
<b>Sacks</b>	--	---
<b>INTs</b>	--	---
<b>PDs</b>	1	10/18/15 vs. Was.
<b>FFs</b>	--	---
<b>FRs</b>	--	---



# S RODNEY MCLEOD 23




**5-10 | 195**  **6th Year**  
**BORN: June 23, 1990 (Age 27)**

**Hyattsville,  
Maryland**  
  
**DeMatha Catholic  
High School**



**Virginia**  
**UDFA (2012) by St. Louis**  
**Acquired: FA (LAR) 2016**



One of the most durable players in the NFL, **Rodney McLeod** signed a five-year contract with the Eagles in the 2016 offseason. The hard-hitting safety led Philadelphia with a career-high 117 tackles while adding 10 PDs and 3 INTs in his debut season with the team. Originally signed by the Rams as an undrafted free agent in 2012, McLeod is one of just five NFL players with 8+ INTs and 8+ FFs in that span.

## MOST TACKLES EAGLES PLAYERS IN 2016

<b>R. McLeod</b>	<b>117</b>
<b>M. Jenkins</b>	<b>114</b>
<b>N. Bradham</b>	<b>99</b>
<b>J. Hicks</b>	<b>95</b>

## THREE STEP DROP

**Hobbies: Puzzles and video games**

**Bucket list: Ride in a helicopter,  
skydive and travel to Paris**

**If he could be any superhero: Batman**

**Favorite movies: Any Given Sunday,  
The Dark Knight, Friday**

**Favorite musicians: Drake, Fabolous, Future**

**Best player he has faced:  
Packers QB Aaron Rodgers**

**Player he models his game after:  
Seahawks S Earl Thomas**

**Favorite athletes growing up:  
Kobe Bryant, Deion Sanders**

**Favorite athletes now:  
Steph Curry, LeBron James**

**Three favorite throwback jerseys:  
Walter Payton, Jerry Rice,  
Deion Sanders**

## CAREER HIGHLIGHTS

- Only five NFL players have produced 8+ INTs and 8+ FFs since 2013: McLeod, **Lavonte David**, **Thomas Davis**, **Byron Maxwell** and **Josh Norman** (according to *Pro Football Reference*)

### 2017 - PHILADELPHIA EAGLES (5/5)

- Totaled a career-high 3 PDs along with 6 tackles (4 solo) and 2 QB pressures in the 28-23 win at Car. (10/12/17)
- Forced a goal-line fumble (**J.J. Nelson**) on the Cardinals' final possession in the 34-7 win vs. Ari. (10/8/17)

### 2016 - PHILADELPHIA EAGLES (16/16)

- Posted a team-leading, career-high 117 tackles in his first season with the Eagles. Also added career highs with 10 PDs and 3 INTs
- Logged double-digit tackles (11) for a third-straight game in a win vs. Min. (10/23/16). Made a game-changing INT in the first quarter when he picked off Vikings QB **Sam Bradford** in the end zone. Recorded a strip-sack of Bradford, which was the first QB takedown of his career
- Set a new single-game career high when he collected 17 tackles (12 solo) at Was. (10/16/16)

# S RODNEY MCLEOD 23



## MCLEOD'S CAREER STATISTICS

Year	Team	GP/S	TACKLES					PASS DEFENSE						FUMBLES			DEF SNAPS		ST	
			Total	Solo	Asst	TFL	Sacks	Int	Yds	Lg	TD	PD	Hur	FF	FR	Yds	No	Pct		No
2012	St. Louis	16/0	0	0	0	0.0	0.0	0	0	--	0	0	0	0	0	0	0	4	1%	16
2013	St. Louis	16/16	87	68	19	2.0	0.0	2	2	2	0	6	0	1	2	7	1060	99%	3	
2014	St. Louis	16/16	96	64	32	3.0	0.0	2	1	1	0	5	0	2	2	9	1025	99%	1	
2015	St. Louis	16/16	106	73	33	2.0	0.0	1	4	4	0	5	0	3	1	20	1153	99%	0	
2016	Philadelphia	16/16	117	78	39	3.0	1.0	3	5	5	0	10	1	1	0	0	1014	99%	5	
2017	Philadelphia	5/5	18	12	6	0.0	0.0	0	0	--	0	5	2	1	0	0	273	71%	1	
<b>Totals</b>		<b>85/69</b>	<b>424</b>	<b>295</b>	<b>129</b>	<b>10.0</b>	<b>1.0</b>	<b>8</b>	<b>12</b>	<b>5</b>	<b>0</b>	<b>30</b>	<b>3</b>	<b>8</b>	<b>5</b>	<b>36</b>	<b>---</b>	<b>---</b>	<b>26</b>	

## ADDITIONAL CAREER STATISTICS

**Special Teams FFs:** 1 on 10/13/13 at Hou. **Receptions:** 1 for 21 yards on 11/11/12 at SF

## CAREER HIGHLIGHTS (Continued)

- Compiled a team-high 13 tackles (9 solo) at Det. (10/9/16), marking the 2nd-highest single-game total of his career
- Intercepted Browns QB **Robert Griffin III** in his Eagles debut vs. Cle. (9/11/16)

### 2015 - ST. LOUIS RAMS (16/16)

- Posted his first-career 100+ tackle campaign (106). Also recorded a career-high 3 FFs and a fumble recovery TD, while adding 5 PDs and 1 INT
- Totaled 12 tackles (6 solo) at Bal. (11/22/15). Forced a fumble in the first quarter when he stripped Ravens WR **Jeremy Butler** on third down and picked off QB **Joe Flacco** in the second quarter



## GOVERNOR OF GOOD

McLeod was named the Eagles' 2016 Governor of Good for attending the most community service events throughout the year.

## HOMETOWN FOOTBALL CAMP

McLeod hosts an annual football camp at his high school alma mater, DeMatha Catholic, in Hyattsville, MD. The free camp focuses on improving football fundamentals for kids between the ages of 9-14. The camp features motivational speakers who guide campers through a variety of topics, including perseverance, dedication to academics and healthy living.

## SHRINERS HOSPITAL VISITS

During his time in St. Louis, McLeod became heavily involved with the Shriners Hospital for Children and hosted an annual event called Halloween Huddle. McLeod spent time with hospital patients playing arcade games and riding go-karts.

## BIRDSEED

McLeod is the son of Kimberly Holloman and Rodney McLeod. He has five younger siblings and an English bulldog named Caesar.

McLeod graduated from Virginia with a degree in sociology.

## "WELCOME TO THE NFL" MOMENT

McLeod says that his 'Welcome to the NFL' moment occurred as a rookie against the Arizona Cardinals. "We ran gunner motion when I was on punt coverage and their safety, Rashad Johnson, started into the box, peeled back and perfectly timed a hit on me. He squared me up good, but I didn't fall down. I remember thinking, 'This is a grown man's league.'"

## HIGH SCHOOL STANDOUT

McLeod played defensive back, wide receiver and kick returner in high school at DeMatha Catholic, where he earned second-team all-state and first-team all-conference honors as a senior defensive back in 2007 after intercepting three passes. McLeod also hauled in 24 receptions for 52 yards (21.7 avg.) and 8 TDs while returning 3 kickoffs for scores.

As a junior in 2006, McLeod helped lead DeMatha to its fourth-straight conference title, recording 2 INTs and earning second-team all-conference recognition. On offense, McLeod snagged 20 passes for 400 yards (20.0 avg.) and 7 TDs.

McLeod was also a member of DeMatha's 400-meter relay team.







2017 GAME-BY-GAME STATISTICS												
Date	Opp	GP/S	Tot	Solo	Sk	Int	PD	FF	FR	Snaps	Pct	
Sep 10	at Was	W 1/1	4	2	0.0	0	0	0	0	63	100%	
Sep 17	at KC	L 1/1	2	2	0.0	0	0	0	0	12	23%	
Sep 24	NYG	W 0/0	INACTIVE (HAMSTRING)									
Oct 1	at LAC	W 1/1	2	1	0.0	0	1	0	0	57	100%	
Oct 8	Ari	W 1/1	4	3	0.0	0	1	1	0	60	100%	
Oct 12	at Car	W 1/1	6	4	0.0	0	3	0	0	81	99%	
Oct 23	Was											
Oct 29	SF											
Nov 5	Den											
Nov 19	at Dal											
Nov 26	Chi											
Dec 3	at Sea											
Dec 10	at LAR											
Dec 17	at NYG											
Dec 25	Oak											
Dec 31	Dal											
<b>Totals</b>		<b>5/5</b>	<b>18</b>	<b>12</b>	<b>0.0</b>	<b>0</b>	<b>5</b>	<b>1</b>	<b>0</b>	<b>273</b>	<b>71%</b>	

2016 GAME-BY-GAME STATISTICS												
Date	Opp	GP/S	Tot	Solo	Sk	Int	PD	FF	FR	Snaps	Pct	
Sep 11	Cle	W 1/1	3	3	0.0	1	0	0	0	50	96%	
Sep 19	at Chi	W 1/1	4	4	0.0	0	0	0	0	50	96%	
Sep 25	Pit	W 1/1	7	6	0.0	1	2	0	0	60	100%	
Oct 9	at Det	L 1/1	13	9	0.0	0	0	0	0	61	100%	
Oct 16	at Was	L 1/1	17	12	0.0	0	1	0	0	73	99%	
Oct 23	Min	W 1/1	11	5	1.0	1	1	1	0	75	99%	
Oct 30	at Dal	L 1/1	7	5	0.0	0	0	0	0	78	100%	
Nov 6	at NYG	L 1/1	3	2	0.0	0	2	0	0	64	100%	
Nov 13	Atl	W 1/1	6	3	0.0	0	1	0	0	50	100%	
Nov 20	at Sea	L 1/1	7	3	0.0	0	2	0	0	67	100%	
Nov 28	GB	L 1/1	9	4	0.0	0	0	0	0	71	100%	
Dec 4	at Cin	L 1/1	9	6	0.0	0	0	0	0	64	100%	
Dec 11	Was	L 1/1	7	5	0.0	0	0	0	0	48	100%	
Dec 18	at Bal	L 1/1	7	6	0.0	0	0	0	0	58	100%	
Dec 22	NYG	W 1/1	3	2	0.0	0	0	0	0	89	100%	
Jan 1	Dal	W 1/1	4	3	0.0	0	1	0	0	56	100%	
<b>Totals</b>		<b>16/16</b>	<b>117</b>	<b>78</b>	<b>1.0</b>	<b>3</b>	<b>10</b>	<b>1</b>	<b>0</b>	<b>1014</b>	<b>99%</b>	

*Eagles safety Malcolm Jenkins on the way Rodney McLeod plays the game*

**He plays with a lot of energy and flies around. He's one of those safeties that I think Philadelphia will like. He has that attitude. He's not afraid to stick his nose in the fan.**

TOUCHDOWNS		
Date	Opponent	TDs
10/25/15	vs. Cleveland Browns (W, 24-6)	20-yard FR

## CAREER HIGHLIGHTS (Continued)

- Scored the first TD of his career when he picked up a loose ball vs. Cle. (10/25/15) and returned it 20 yards for a score

### 2014 - ST. LOUIS RAMS (16/16)

- Registered 5 PDs, 2 INTs, 2 FFs and 2 FRs
- Picked off Redskins QB **Colt McCoy** in the first quarter of a 24-0 win at Was. (12/7/14) and forced a fumble of RB **Silas Redd** in the fourth quarter

### 2013 - ST. LOUIS RAMS (16/16)

- Voted a special teams captain by his teammates and earned the starting job at free safety
- Notched the first INT of his career when he picked off Titans QB **Jake Locker** late in the fourth quarter vs. Ten. (11/3/13)
- Forced a fumble on a third-quarter kickoff return at Hou. (10/13/13) that was recovered and returned for a TD by Rams LB **Darren Bates**

CAREER HIGHS		
Total Tackles	17	10/16/16 at Was.
<b>Solo Tackles</b>	12	10/16/16 at Was.
<b>Sacks</b>	1.0	10/23/16 vs. Min.
<b>INTs</b>	1	8x, last: 10/23/16 vs. Min.
<b>PDs</b>	3	10/12/17 at Car.
<b>FFs</b>	1	8x, last: 10/23/16 vs. Min.
<b>FRs</b>	1	5x, last: 10/25/15 vs. Cle.



# DE STEVEN MEANS 51



**6-3 | 263**  **3rd Year**  
**BORN: Sept. 16, 1990 (Age 26)**



**Buffalo,  
New York**

**Grover  
Cleveland  
High School**



**Buffalo**

**D5-13 (147th overall)**

**by Tampa Bay**

**Acquired: PS-Hou-15**

## THREE STEP DROP

**First job: Burger flipper at  
McDonald's**

**Bucket list: Create jobs for his  
family by establishing an  
enterprise**

**Moment he was left starstruck:  
Getting a head nod from Marshawn  
Lynch during pregame warmups as  
a rookie with Tampa Bay**

**Favorite meal: Cereal - Frosted  
Flakes and Cinnamon Toast Crunch**

**Favorite movie: *God's Not Dead***

**Favorite TV shows:  
*The Walking Dead, The Wire***

**Favorite Halloween costume: Dressed  
up as a cheerleader in college**

**Three favorite throwback jerseys:  
Michael Jordan, Chicago Bulls;  
Barry Sanders, Detroit Lions;  
Lawrence Taylor, New  
York Giants**



Originally a 5th-round draft choice of the Tampa Bay Buccaneers in 2013, **Steven Means** was signed by the Eagles off of the Texans practice squad following Week 13 of the 2015 season. Means has played in 19 career games, including eight contests with Philadelphia. A native of Buffalo, NY, Means was a four-year letterman at the University at Buffalo, where he finished his career ranked 4th in school history with 18.5 sacks.

## MOST SACKS

UNIVERSITY OF BUFFALO HISTORY

<b>Khalil Mack (2010-13)</b>	<b>28.5</b>
<b>Vince Canosa (1992-95)</b>	<b>24.0</b>
<b>Rich Dadabo (1989-92)</b>	<b>24.0</b>
<b>Trevor Scott (2004-07)</b>	<b>19.0</b>
<b>Steven Means (2009-12)</b>	<b>18.5</b>

## CAREER HIGHLIGHTS

### 2016 - PHILADELPHIA EAGLES (8/0)

- Blocked his first-career punt with under two minutes remaining vs. Dal. (1/1/17). It was recovered by the Eagles inside the 10-yard line and led to a rushing TD three plays later
- Logged his first-career sack and forced fumble in a win vs. Min. (10/24/16)

### 2013- TAMPA BAY BUCCANEERS (10/0)

- Played in a career-high 10 games with the Buccaneers during his rookie campaign in 2013. Logged 5 tackles (3 solo) in 77 defensive snaps

## COLLEGE HIGHLIGHTS

- Appeared in 48 games (42 starts) at Buffalo, posting 185 tackles, 29.5 TFL, 18.5 sacks, 3 FFs, 3 FRs and 2 INTs, while also blocking 5 kicks



MEANS' CAREER STATISTICS																		
			TACKLES					PASS DEFENSE						FUMBLES			DEF SNAPS	
Year	Team	GP/S	Total	Solo	Asst	TFL	Sacks	Int	Yds	Lg	TD	PD	Hur	FF	FR	Yds	No	Pct
2013	Tampa Bay	10/0	5	3	2	0.0	0.0	0	0	--	0	0	0	0	0	0	77	12%
2014	Tampa Bay	1/0	1	1	0	0.0	0.0	0	0	--	0	0	0	0	0	0	4	6%
	Baltimore	0/0	0	0	0	0.0	0.0	0	0	--	0	0	0	0	0	0	0	0%
	<i>Totals</i>	<i>1/0</i>	<i>1</i>	<i>1</i>	<i>0</i>	<i>0.0</i>	<i>0.0</i>	<i>0</i>	<i>0</i>	<i>--</i>	<i>0</i>	<i>0</i>	<i>0</i>	<i>0</i>	<i>0</i>	<i>0</i>	<i>---</i>	<i>---</i>
2015	Philadelphia	0/0	0	0	0	0.0	0.0	0	0	--	0	0	0	0	0	0	---	---
2016	Philadelphia	8/0	4	3	1	0.0	1.0	0	0	--	0	0	0	1	0	0	36	4%
2017	Philadelphia	3/0	0	0	0	0.0	0.0	0	0	--	0	0	0	0	0	0	8	2%
<b>Totals</b>		<b>22/0</b>	<b>10</b>	<b>7</b>	<b>3</b>	<b>0.0</b>	<b>1.0</b>	<b>0</b>	<b>0</b>	<b>--</b>	<b>0</b>	<b>0</b>	<b>0</b>	<b>1</b>	<b>0</b>	<b>0</b>	<b>---</b>	<b>---</b>
PLAYOFFS																		
2014	Baltimore	0/0	0	0	0	0.0	0.0	0	0	--	0	0	0	0	0	0	0	0%
<b>Totals</b>		<b>0/0</b>	<b>0</b>	<b>0</b>	<b>0</b>	<b>0.0</b>	<b>0.0</b>	<b>0</b>	<b>0</b>	<b>--</b>	<b>0</b>	<b>0</b>	<b>0</b>	<b>0</b>	<b>0</b>	<b>0</b>	<b>0</b>	<b>0%</b>
ADDITIONAL CAREER STATISTICS																		
<b>Blocked punt:</b> (1) - 1/1/17 vs. Dallas																		

CAREER HIGHS		
<b>Total Tackles</b>	2	2x, last: 12/11/16 vs. Was.
<b>Solo Tackles</b>	1	7x, last: 12/11/16 vs. Was.
<b>Sacks</b>	1.0	10/23/16 vs. Min.
<b>FFs</b>	1	10/23/16 vs. Min.

## COLLEGE HIGHLIGHTS (Continued)

- Finished his career ranked 4th in Buffalo annals in sacks with 18.5 and tied for 10th in tackles for loss with 29.5
- As a senior in 2012, earned All-MAC second-team honors after posting career highs in tackles (77), tackles for loss (11) and sacks (6.5)
- Notched 33 tackles and 2.5 sacks as a junior in 2011. Also returned an interception for a touchdown



## MEANS vs. PETERS

According to Means, the best player he has ever lined up against is current teammate and Eagles LT Jason Peters. In fact, Peters was part of his "Welcome to the NFL" moment. As a rookie for the Buccaneers in 2013, Means' performance in a Week 4 matchup against the Cardinals led to increased snaps the following game. It just so happened that the next contest would be against the Eagles and the offensive line anchor, Peters.

"I just remember this one play where Jason literally lifted me up in the air and slammed me to the ground. It didn't stop there. He rested his hands on my chest and made sure that my back remained on the grass until the play was over. I was in total shock at the time and just kept thinking that you have to come ready to play on every single down at this level."

## STUDENT OF THE GAME

Means enjoyed watching some of the game's elite pass rushers, including Bruce Smith, Michael Strahan and Lawrence Taylor. He currently follows the careers of J.J. Watt, Pernell McPhee, Elvis Dumervil, Cliff Avril and college teammate Khalil Mack. Growing up, Means was a huge fan of his hometown team the Buffalo Bills and QB Doug Flutie.

## BIRDSEED

Means, who earned his degree in sociology at the University of Buffalo, is the son of Gwen and Steven Means Sr. He has two younger brothers, Brandon and Cameron.

Means was a two-time All-Western New York selection at Grover Cleveland HS, where he notched 108 tackles, 20.0 sacks, 5 FFs and 1 INT as a senior in 2007, leading his team to an appearance in the Western New York Harvard Cup.

## STANDING OUT

Means' most memorable college moment took place in a game against Miami (OH) when he found that an NFL rep was in attendance to scout him. It was the first time that he realized his NFL dream could come to fruition.





## 2017 GAME-BY-GAME STATISTICS

Date	Opp	GP/S	Tot	Solo	Sk	Hur	PD	FF	FR	Snaps	Pct
9/10	at Was	W	0/0	INACTIVE							
9/17	at KC	L	0/0	INACTIVE							
9/24	NYG	W	0/0	INACTIVE							
10/1	at LAC	W	1/0	0	0	0.0	0	0	0	4	7%
10/8	Ari	W	1/0	0	0	0.0	0	0	0	3	5%
10/12	at Car	W	1/0	0	0	0.0	0	0	0	1	1%
10/23	Was										
10/29	SF										
11/5	Den										
11/19	at Dal										
11/26	Chi										
12/3	at Sea										
12/10	at LAR										
12/17	at NYG										
12/25	Oak										
12/31	Dal										
<b>Totals</b>			<b>3/0</b>	<b>0</b>	<b>0</b>	<b>0.0</b>	<b>0</b>	<b>0</b>	<b>0</b>	<b>8</b>	<b>2%</b>

## 2016 GAME-BY-GAME STATISTICS

Date	Opp	GP/S	Tot	Solo	Sk	Hur	PD	FF	FR	Snaps	Pct
Sep 11	Cle	W	1/0	0	0	0.0	0	0	0	0	0%
Sep 19	at Chi	W	1/0	0	0	0.0	0	0	0	7	13%
Sep 25	Pit	W	1/0	1	1	0.0	0	0	0	6	10%
Oct 9	at Det	L	0/0	INACTIVE							
Oct 16	at Was	L	0/0	INACTIVE							
Oct 23	Min	W	1/0	1	1	1.0	0	0	1	5	7%
Oct 30	at Dal	L	1/0	0	0	0.0	0	0	0	2	3%
Nov 6	at NYG	L	1/0	0	0	0.0	0	0	0	0	0%
Nov 13	Atl	W	0/0	INACTIVE							
Nov 20	at Sea	L	0/0	INACTIVE							
Nov 28	GB	L	0/0	INACTIVE							
Dec 4	at Cin	L	0/0	INACTIVE							
Dec 11	Was	L	1/0	2	1	0.0	0	0	0	11	23%
Dec 18	at Bal	L	0/0	INACTIVE							
Dec 22	NYG	W	0/0	INACTIVE							
Jan 1	Dal	W	1/0	0	0	0.0	0	0	0	5	9%
<b>Totals</b>			<b>8/0</b>	<b>4</b>	<b>3</b>	<b>1.0</b>	<b>0</b>	<b>0</b>	<b>1</b>	<b>36</b>	<b>4%</b>



## COLLEGE HIGHLIGHTS (Continued)

- Collared 50 tackles, a team-leading 4.5 sacks and 2 FFs as a redshirt sophomore in 2010
- Led the Bulls in sacks (five) as a redshirt freshman in 2009, earning first-team All-Freshman honors from *Phil Steele*

## TRANSACTIONS

- 2013** Drafted by TB in 5th round (147th overall)  
*Signed 4-year contract*
- 9/9/14** Waived by TB
- 10/7/14** Signed by BAL to practice squad
- 12/23/14** Signed by BAL to active roster
- 3/9/15** Re-signed by BAL
- 9/2/15** Waived by BAL
- 10/21/15** Signed by HOU to practice squad
- 12/8/15** Signed by PHI from HOU practice squad
- 8/30/17** Signed by PHI to 1-year contract extension

## 2015 GAME-BY-GAME STATISTICS (HOU & PHI)

Date	Opp	GP/S	Tot	Solo	Sk	Hur	PD	FF	FR	Snaps	Pct
SIGNED TO TEXANS PRACTICE SQUAD (10/21/15)											
SIGNED TO EAGLES 53-MAN ROSTER (12/8/15)											
Dec 13	Buf	W	0/0	INACTIVE							
Dec 20	Ari	L	0/0	INACTIVE							
Dec 26	Was	L	0/0	INACTIVE							
Jan 3	at NYG	W	0/0	INACTIVE							
<b>Totals</b>			<b>0/0</b>	<b>0</b>	<b>0</b>	<b>0.0</b>	<b>0</b>	<b>0</b>	<b>0</b>	<b>---</b>	<b>---</b>

## 2014 GAME-BY-GAME STATISTICS (TB & BAL)

Date	Opp	GP/S	Tot	Solo	Sk	Hur	PD	FF	FR	Snaps	Pct
Sep 7	Car	L	1/0	1	1	0.0	0	0	0	4	6%
WAIVED BY BUCCANEERS (9/9/14)											
SIGNED TO RAVENS PRACTICE SQUAD (10/7/14)											
SIGNED TO RAVENS 53-MAN ROSTER (12/23/14)											
Dec 28	Cle	W	0/0	INACTIVE							
<b>Totals</b>			<b>1/0</b>	<b>1</b>	<b>1</b>	<b>0.0</b>	<b>0</b>	<b>0</b>	<b>0</b>	<b>---</b>	<b>---</b>
<b>PLAYOFFS</b>											
Jan 3	at Pit	W	0/0	INACTIVE							
Jan 10	at NE	L	0/0	INACTIVE							
<b>Totals</b>			<b>0/0</b>	<b>0</b>	<b>0</b>	<b>0.0</b>	<b>0</b>	<b>0</b>	<b>0</b>	<b>---</b>	<b>---</b>

# CB JALEN MILLS 31



**6-0 | 191**  **2nd Year**  
**BORN: April 6, 1994 (Age 23)**



**LSU**

**Louisiana State**  
**D7a-16 (233rd overall)**  
**by Philadelphia**



An experienced defensive back who was a four-year starter at LSU, **Jalen Mills** was selected by the Eagles in the seventh round of the 2016 NFL Draft. The 2015 first-team All-America honoree finished his Tigers career with 216 tackles, eight tackles for loss, six interceptions and four sacks in 46 games (45 starts). Mills earned a starting job in his second NFL season and ranks 2nd on the defense in tackles (34) and passes defended (8)

## 2017 EAGLES LEADERS

### PASSES DEFENSED

Patrick Robinson	11
Jalen Mills	9
Rasul Douglas	7

### TOTAL TACKLES

Malcolm Jenkins	49
Jalen Mills	39
Nigel Bradham	37

### INTERCEPTIONS

Rasul Douglas	2
Jalen Mills	2
Patrick Robinson	2

## THREE STEP DROP

**First job:** Sold a local newspaper door-to-door when he was 14

**Bucket list:** Go on a safari, scuba dive with sharks, travel to Australia, Dubai and Paris

**Desired talent:** Be a genius. "I would want to be the next Albert Einstein."

**Player he models his game after:** Cardinals S Tyrann Mathieu

**First jersey:** Allen Iverson, Philadelphia 76ers (black jersey)

**Favorite athletes growing up:** Allen Iverson, Tracy McGrady, Roy Jones Jr.

**Favorite athletes to watch now:** LeBron James, Derrick Rose, Usain Bolt, Serena Williams

**Favorite movies:** *Belly*, *Finding Nemo*, *Paid in Full*, *Scarface*

**Favorite book:** *The One Year Uncommon Life Daily Challenge* by Tony Dungy

**Favorite music:** Future, Kodak Black, Lil Uzi Vert, Young Thug

**Favorite meal:** Shrimp and rice

## CAREER HIGHLIGHTS

### 2017 - PHILADELPHIA EAGLES (6/6)

- Through the first six weeks of the season, is tied for the team lead in INTs (2) and ranks 2nd on the defense in tackles (39) and passes defended (9)
- Tallied his second INT of the season in the team's Week 6 win at Car. (10/12/17) when he picked off Panthers QB **Cam Newton** deep in Eagles' territory late in the fourth quarter
- Recorded a single-game career-high 3 passes defended vs. Ari. (10/8/17)
- Led the team with a career-high 12 tackles (11 solo) and added 2 PDs vs. NYG (9/24/17)
- Earned a starting job in his second season and recorded his first career INT in the season opener at Was. (9/10/17). With the Eagles clinging to a 2-point lead and the Redskins threatening to score in the fourth quarter, picked off a **Kirk Cousins** pass on the goalline to halt Washington's red zone drive. Also led the defense with career-high-tying 9 tackles (all solo) and 2 PDs



## MILLS' CAREER STATISTICS

Year	Team	GP/S	TACKLES					PASS DEFENSE						FUMBLES			DEF SNAPS	
			Total	Solo	Asst	TFL	Sacks	Int	Yds	Lg	TD	PD	Hur	FF	FR	Yds	No	Pct
2016	Philadelphia	16/2	67	55	12	0	0.0	0	0	--	0	10	0	0	0	0	661	65%
2017	Philadelphia	6/6	39	33	6	0	0.0	2	16	15	0	9	0	0	0	0	381	99%
<b>Totals</b>		<b>22/8</b>	<b>106</b>	<b>88</b>	<b>18</b>	<b>0</b>	<b>0.0</b>	<b>2</b>	<b>16</b>	<b>15</b>	<b>0</b>	<b>19</b>	<b>0</b>	<b>0</b>	<b>0</b>	<b>0</b>	<b>---</b>	<b>---</b>

## CAREER HIGHLIGHTS (Continued)

### 2016 - PHILADELPHIA EAGLES (16/2)

- As a rookie, tied for fourth on the Eagles defense with 10 passes defended and finished fifth on the team in total tackles (67)
- Registered a career-high nine tackles (six solo) in a win vs. NYG (12/22/16)
- Made the first start of his career at Was. (10/16/16) and recorded seven tackles (five solo) and a pass defended
- Tied for the team lead with a then-career-high eight tackles (seven solo) in a 34-3 win vs. Pit. (9/25/16)
- Played in the first game of his NFL career vs. Cle. (9/11) and recorded two tackles and a pass defended

## COLLEGE HIGHLIGHTS

- Played in seven games as a senior in 2015 after breaking his ankle in the preseason. Was a first-team All-America selection by *CBS Sports* after finishing the season with 30 tackles, one sack and three pass breakups
- Started 12 games at safety and one at nickelback as a junior in 2014, and tallied 62 tackles, three tackles for loss, one interception and five pass breakups
- Picked up 67 tackles, three sacks and three interceptions over his 13 starts as a sophomore in 2013. His interception total tied for the team lead
- Earned 2012 Freshman first-team All-America honors after starting all 13 games at CB and finishing fourth on the team with 57 total tackles, while adding two interceptions and five pass breakups

## 2017 GAME-BY-GAME STATISTICS

Date	Opp	GP/S	Tot	Solo	Sk	Int	PD	FF	FR	Snaps	Pct	
Sep 10	at Was	W	1/1	9	9	0.0	1	2	0	0	63	100%
Sep 17	at KC	L	1/1	2	2	0.0	0	0	0	0	53	100%
Sep 24	NYG	W	1/1	12	11	0.0	0	2	0	0	69	100%
Oct 1	at LAC	W	1/1	5	3	0.0	0	1	0	0	57	100%
Oct 8	Ari	W	1/1	6	5	0.0	0	3	0	0	58	97%
Oct 12	at Car	W	1/1	5	3	0.0	1	1	0	0	81	99%
Oct 23	Was											
Oct 29	SF											
Nov 5	Den											
Nov 19	at Dal											
Nov 26	Chi											
Dec 3	at Sea											
Dec 10	at LAR											
Dec 17	at NYG											
Dec 25	Oak											
Dec 31	Dal											
<b>Totals</b>			<b>6/6</b>	<b>39</b>	<b>33</b>	<b>0.0</b>	<b>2</b>	<b>9</b>	<b>0</b>	<b>0</b>	<b>381</b>	<b>99%</b>

## CAREER HIGHS

<b>Total Tackles</b>	12	9/24/17 vs. NYG
<b>Solo Tackles</b>	11	9/24/17 vs. NYG
<b>INTs</b>	1	2x, last: 10/12/17 at Car.
<b>PDs</b>	3	10/8/17 vs. Ari.

## TRANSACTIONS

- 2016** Drafted by PHI in 7th round (233rd overall)  
Signed 4-year contract

## FÚTBOL FAN

A big soccer fan to this day, Mills played left midfield and left forward in high school. He attended the COPA America Centenario games at Lincoln Financial Field in the 2016 offseason and says if he could play any other sport he would be a forward for the U.S. national team. His favorite soccer players are Cristiano Ronaldo and Lionel Messi.



## BIRDSEED

Mills is the son of Kisa Mills and has an older brother, Jaquan, and a dog, a Morkie named Baby.

Mills spent one season at DeSoto (TX) High School and helped lead his team to a 10-2 record as a senior, after transferring from Lancaster High School.

Mills began playing football when he was 12 as a defensive end for the Oak Cliff Titans. He moved to WR and QB before switching to the secondary as a junior in high school.



# T JASON PETERS 71

**6-4 | 328**  **14th Year**  
**BORN: Jan. 22, 1982 (Age 35)**



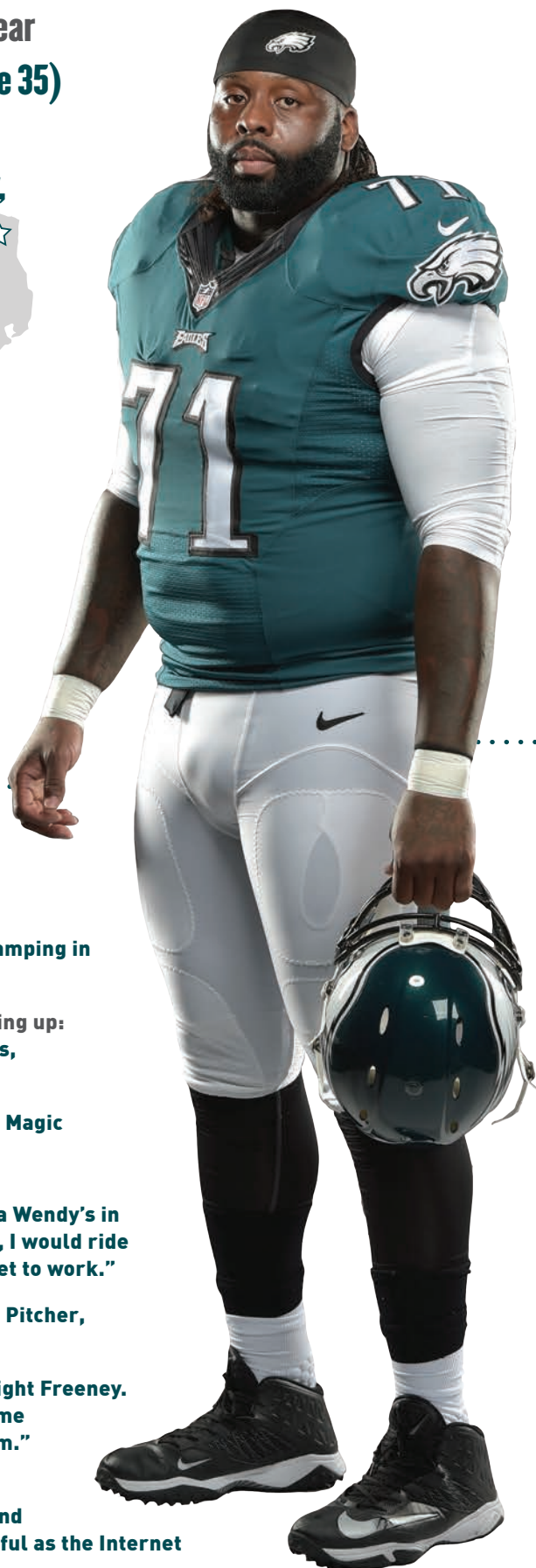
**Queen City,  
Texas** ☆

**Queen City  
High School**



**Arkansas**

**UDFA (2004) by Buffalo**  
**Acquired: T (Buf) 2009**



 PRO BOWL 2008	 PRO BOWL 2009	 PRO BOWL 2010	 PRO BOWL 2011	 PRO BOWL 2012
 PRO BOWL 2014	 PRO BOWL 2015	 PRO BOWL 2016	 PRO BOWL 2017	<b>AP</b> <hr/>
<b>AP</b> <hr/>	<b>AP</b> <hr/>	<b>AP</b> <hr/>	<b>AP</b> <hr/>	<b>AP</b> <hr/>
2008	2010	2011	2010	2011

In 2000, Jason Peters was a redshirt defensive lineman laboring on Arkansas' scout team. In 2004, he was a undrafted free agent tight end working to earn playing time in Buffalo. Now, he is a nine-time Pro Bowl and six-time All-Pro offensive tackle who is building his resume for a spot in the Pro Football Hall of Fame. Peters is regarded by many experts as the best left tackle in the game and the 14-year vet has anchored the Eagles offensive line since being acquired in a trade from Buffalo in 2009.

## THREE STEP DROP

**Hobbies:** Dominoes, fishing, camping in Texas and DJing

**Favorite teams/athletes growing up:**  
Buffalo Bills, Texas Rangers,  
Bruce Smith

**First jersey:** Shaquille O'Neal, Magic

**Funniest Eagle:** Donnie Jones

**First job:** Working the grill at a Wendy's in Atlanta, TX. "After practice, I would ride three miles on my bike to get to work."

**If he could play another sport:** Pitcher, New York Yankees

**Best player he ever faced:** Dwight Freeney. "He'll change the whole game around if you can't block him."

**Talent he'd like to have:** To be an engineer for Microsoft and invent something as impactful as the Internet

## PRO BOWL BERTHS

### ALL-TIME EAGLES HISTORY



**CHUCK  
BEDNARIK**

8



**JASON  
PETERS**

7



**REGGIE  
WHITE**

7



**BRIAN  
DAWKINS**

7



**DONOVAN  
MCNABB**

6



**PETE  
PIHOS**

6

### ALL-TIME EAGLES TACKLES



**JASON  
PETERS**

7



**BOB  
BROWN**

3



**FRANK  
KILROY**

3



**TRA  
THOMAS**

3

# T JASON PETERS 71



## AN UNCONVENTIONAL PATH

Peters originally signed with the Buffalo Bills in 2004 as a undrafted free agent tight end with a signing bonus of \$5,000. He went undrafted despite an impressive workout at the NFL Scouting Combine, which included a 4.8 time in the 40-yard dash. Peters claims that the draft-day snub gave him extra motivation.

He began the 2004 season on the Bills practice squad, but was elevated to the 53-man roster in November and saw action at both tight end and offensive tackle. In a Dec. 19 contest at Cincinnati, Peters started his first career NFL game when the team opened up in a two-TE set. During the contest, he blocked a punt and recovered it in the end zone for a TD (pictured to the right).

In 2005, Peters made the transition from tight end to tackle and credits former Bills coach Mike Mularkey for the career-changing move. "Offensive line was one of our weak points and I remember wanting to get on the field any way I could. Coach Mularkey told me about it and Mouse (offensive line coach Jim McNally) and I got to work."

Peters officially made the switch to tackle in the middle of the season and started the final nine games of the year at RT. He went on to open the 2006 season as the starting RT and switched to LT for the final nine games of the season. That year, he was named to Peter King's SI.com All-Pro team. After proving to be the Bills' most dominant offensive lineman in 2006, Peters opened 15 contests at LT in 2007 and garnered Pro Bowl honors for the first time in his career. He became the first Buffalo offensive lineman to make the Pro Bowl since Ruben Brown in 2003.

In 2009, the Philadelphia Eagles acquired Peters in a trade with Buffalo in exchange for a first-round draft pick in 2009, a fourth-round pick in 2009 and a sixth-round pick in 2010. Since then, Peters has made the Pro Bowl seven times, marking the second-most Pro Bowl berths in franchise history.

## EARLY ATHLETICISM

As a 9-year old, Peters was taken out of a baseball game after the umpire and opposing coach were convinced he was too old to play in the league. "I struck out 9 batters in the first three innings. My mother had to go home and get my birth certificate before I was allowed back in the game. After I did, I hit a home run."

He began playing football the next year as a 10-year-old offensive and defensive lineman for the Queen City Bulldogs.

Peters attended Queen City (TX) High School and earned All-District and All-Area honors as a defensive end. He also lettered in basketball, averaging 18.4 points per game to garner All-District and All-Area honors.

## CUSTOM WHEELS

Peters owns a business in Shreveport, LA, named Greedy Boy Customs. "We do custom car work or on really anything with wheels," said Peters. "We've actually done work on a few golf carts." ... Thanks to his grandfather, Dallas Wiggins, buying and restoring cars has been a passion in Jason's life. "He used to take all these old cars and fix them up. When I was little, I was always hanging around watching him and my uncle, and I got hooked."

Owns anywhere from 10-15 cars and loves taking the time to get dirty under the hood to fix them up. His prized possession, though, is a PS Freightliner. "I use it to tow my camper and my other cars. I taught myself how to drive it."



## BRAND JORDAN

Peters started a collection of Jordans in 2006 and now has a collection of over 2,500 that he neatly displays in one closet in his home. His personal favorites are the "black and red 13's."

## BIRDSEED

Full name is Jason Raynard Peters. His mother is Teledeo (pronounced Toledo) Simington and his stepfather is Ivory Simington. He has two sisters, Ivy and Chrissy.

Jason is quick to name his mother as the hero in his life, "My mom means everything to me. I definitely wouldn't be where I am today without her. She worked multiple jobs so she could provide for us. In the last year or so she lost over 100 pounds before undergoing two knee replacement surgeries. Now she's doing so much better. She continues to be such a big inspiration to me."

He is single and resides in South Jersey and in Atlanta, TX. He has a son, Jayshaun, who plays football, baseball, and basketball.

Majored in vocational education at Arkansas.



# T JASON PETERS 71



## PETERS' CAREER SERVICE

Year	Team	GP/S	STARTS			OFF SNAPS	
			LT	RT	TE	No	Pct
2004	Buffalo	5/1	0	0	1	N/A	N/A
2005	Buffalo	16/10	0	9	1	N/A	N/A
2006	Buffalo	16/16	9	7	0	N/A	N/A
2007	Buffalo	15/15	15	0	0	N/A	N/A
2008	Buffalo	13/13	13	0	0	N/A	N/A
2009	Philadelphia	15/15	15	0	0	N/A	N/A
2010	Philadelphia	13/13	13	0	0	N/A	N/A
2011	Philadelphia	14/14	14	0	0	N/A	N/A
2012	Philadelphia	0/0	0	0	0	0	0%
2013	Philadelphia	16/16	16	0	0	1018	92%
2014	Philadelphia	16/16	16	0	0	1146	97%
2015	Philadelphia	14/14	14	0	0	760	66%
2016	Philadelphia	16/16	16	0	0	1100	97%
2017	Philadelphia	6/6	6	0	0	386	91%
<b>Totals</b>		<b>175/165</b>	<b>147</b>	<b>16</b>	<b>2</b>	<b>---</b>	<b>---</b>
PLAYOFFS							
2009	Philadelphia	1/1	1	0	0	---	---
2010	Philadelphia	1/1	1	0	0	---	---
2013	Philadelphia	1/1	1	0	0	58	100%
<b>Totals</b>		<b>3/3</b>	<b>3</b>	<b>0</b>	<b>0</b>	<b>---</b>	<b>---</b>



## CAREER HIGHLIGHTS

- With his 9th Pro Bowl selection and 7th as an Eagle in 2016, Peters has garnered the second-most Pro Bowl nods in team history behind **Chuck Bednarik** (eight)
- Earned *Associated Press* All-Pro honors following the 2007, '08, '10, '11, '13 and '14 campaigns. Was named to the first team in 2011 and 2013
- Joined **Frank "Bucko" Kilroy** (1953-55) as the only two offensive linemen in franchise history to earn a Pro Bowl berth in three consecutive years
- Since Peters' first Pro Bowl selection in 2007, only Cleveland's **Joe Thomas** (nine) has been selected to as many Pro Bowls as a tackle
- Has two career touchdowns: Blocked a punt and recovered it in the end zone (12/19/04 at Cin.) and caught **J.P. Losman's** first career TD pass (9/11/05 vs. Hou.)
- In 2014, was named a second-team AP All-Pro and garnered All-NFC honors from the Pro Football Writers of America. Also named to the USA Football All-Fundamentals team, an annual team comprised of 26 NFL players who exhibit exemplary football techniques for young players to emulate
- Was part of an Eagles offensive line in 2013 that blocked for the NFL's leading rusher, LeSean McCoy, who finished with a franchise-best 1,607 rushing yards. Also helped the Eagles set a team record with 6,676 total yards and record the second-most points in franchise history (442)

## COLLEGE HIGHLIGHTS

- Left Arkansas after his junior season. Played in 36 games and caught 28 passes for 300 yards and 4 TDs as a tight end
- In 2003, earned All-SEC second team honors after starting every game at TE and ranking third on the team with 21 receptions for 218 yards and four TDs
- Played in 13 games (12 starts) as a tight end in 2002, finishing the season with four receptions for 37 yards
- In 2001, played in 10 games (three starts). He began the season as a reserve defensive end and tackle, moving to tight end for the Auburn contest
- Redshirted in 2000, spending the season as a scout team defensive lineman

## TRANSACTIONS

- 2004** Signed by BUF as a rookie free agent
- 9/1/04** Released by BUF
- 9/7/04** Signed by BUF to the practice squad
- 11/13/04** Signed by BUF from the practice squad to active roster
- 7/14/06** Signed by BUF to 5-year contract extension thru 2010
- 4/17/09** Traded from BUF to PHI for a 1st round draft pick in 2009, a 4th round pick in 2009 and a 6th round pick in 2010 ... signed by PHI to a 6-year contract thru 2014
- 8/27/12** Placed on Reserve/Non-Football Injury list (Achilles)
- 2/26/14** Signed by PHI to a 5-year contract through 2018
- 6/14/17** Signed a 1-year contract extension through 2019




# DT ELIJAH QUALLS 98



**6-1 | 321** **Rookie**

**BORN:** Feb. 11, 1995 (Age 22)



**Petaluma,  
California**  
**Casa Grande  
High School**

**W**

**Washington**  
**D6-17 (214th overall)**  
**by Philadelphia**



Elijah Qualls was selected by the Eagles in the 6th round (214th overall) of the 2017 NFL Draft. In 39 career games at the University of Washington, Qualls recorded 78 tackles (43 solo), 12.5 TFL and 7.5 sacks. The California native collected first-team All-Pac-12 honors following his senior season in 2016, when he posted a career-high 38 tackles (18 solo), including 5.0 TFL, along with 3.0 sacks.

## COLLEGE HIGHLIGHTS

- Posted a career-high 38 tackles (18 solo), including 5.0 TFL, along with 3.0 sacks en route to first-team All-Pac-12 honors as a senior in 2016
- Played in 10 games (eight starts) as a junior in 2015. Produced 26 tackles (16 solo) and registered a career-high 4.5 sacks
- Saw action in all 14 games as a sophomore in 2013 and finished the season with 13 tackles (8 solo), including 2.0 TFL

## TRANSACTIONS

**2017** Drafted by PHI in 6th round (214th overall)  
*Signed 4-year contract*

## THREE STEP DROP

**Hobbies:** Playing video games, going to the beach, barbequing, having bonfires and hanging out with his dog, Storm

**Desired talent:** Acting. "I was a drama major and that's actually something that, hopefully, after a long, good football career, I want to get into acting or directing."

**Surprisingly good at:** Doing backflips

**Best player he ever lined up against:** USC quarterback Sam Darnold

**Player he models his game after:** Los Angeles Rams DT Aaron Donald

**Favorite sports moment:** Winning the Pac-12 Championship

**Three favorite throwback jerseys:** Michael Jordan, Chicago Bulls; Penny Hardaway, Orlando Magic; Kobe Bryant, Los Angeles Lakers

## BIRDSEED

- Prepped at Casa Grande (CA) High School, where he played defensive tackle, center and running back
- As a senior, earned first-team All-Metro from the San Francisco Chronicle, first-team All-North Bay League on defense and second-team on offense. Rushed for 708 yards and 10 TDs on 106 carries and notched 83 tackles
- As a junior, earned Cal Hi Sports all-state and first-team all-league honors as both a running back and defensive lineman. Rushed for 1,139 yards and 13 TDs on 166 carries and posted 76 tackles on defense
- Also an outstanding high school wrestler, winning the league title and advancing to state as a junior

# DT ELIJAH QUALLS 98



QUALLS' CAREER STATISTICS																		
			TACKLES					PASS DEFENSE						FUMBLES			DEF SNAPS	
Year	Team	GP/S	Total	Solo	Asst	TFL	Sacks	Int	Yds	Lg	TD	PD	Hur	FF	FR	Yds	No	Pct
2016	Philadelphia	4/0	1	0	1	0.0	0.0	0	0	--	0	0	2	0	0	0	50	13%
<b>Totals</b>		<b>4/0</b>	<b>1</b>	<b>0</b>	<b>1</b>	<b>0.0</b>	<b>0.0</b>	<b>0</b>	<b>0</b>	<b>--</b>	<b>0</b>	<b>0</b>	<b>2</b>	<b>0</b>	<b>0</b>	<b>0</b>	<b>---</b>	<b>---</b>

2017 GAME-BY-GAME STATISTICS														
Date	Opp	GP/S	Tot	Solo	Sk	Hur	PD	FF	FR	Snaps	Pct			
9/10	at Was	W 0/0	INACTIVE											
9/17	at KC	L 1/0	0	0	0.0	0	0	0	0	9	17%			
9/24	NYG	W 1/0	0	0	0.0	0	0	0	0	14	20%			
10/1	at LAC	W 1/0	0	0	0.0	1	0	0	0	13	23%			
10/8	Ari	W 1/0	1	0	0.0	1	0	0	0	14	23%			
10/12	at Car	W 0/0	INACTIVE											
10/23	Was													
10/29	SF													
11/5	Den													
11/19	at Dal													
11/26	Chi													
12/3	at Sea													
12/10	at LAR													
12/17	at NYG													
12/25	Oak													
12/31	Dal													
<b>Totals</b>			<b>4/0</b>	<b>1</b>	<b>0</b>	<b>0.0</b>	<b>2</b>	<b>0</b>	<b>0</b>	<b>0</b>	<b>50</b>	<b>13%</b>		

# CB PATRICK ROBINSON 21



**5-11 | 191**  **8th Year**  
**BORN: Sept. 7, 1987 (Age 30)**



**Miami,  
Florida**

**Gulliver  
Preparatory  
School**



**Florida State**  
**D1-10 (32nd overall)**  
**by New Orleans**  
**Acquired: FA 2017**



Patrick Robinson signed with the Philadelphia Eagles on March 31, 2017, following stints with the Colts (2016), Chargers (2015) and Saints (2010-14). Originally selected by New Orleans with the 32nd-overall pick in the 2010 NFL Draft, Robinson has produced 268 tackles (226 solo), 68 PDs, 11 INTs, 3 FFs and 1.0 sack in 86 career regular-season games (50 starts).

## 99+ YARD INT-TDs NFL PLAYERS SINCE 2012



**AQIB  
TALIB**  
 103 YARDS  
 9/17/17 vs. DAL



**GREG  
TOLER**  
 102 YARDS  
 12/16/12 vs. DET



**XAVIER  
RHODES**  
 100 YARDS  
 11/20/16 vs. ARI



**SEAN  
SMITH**  
 100 YARDS  
 11/3/13 AT BUF



**MALCOLM  
JENKINS**  
 99 YARDS  
 12/6/15 AT NE



**JANORIS  
JENKINS**  
 99 YARDS  
 11/23/14 AT SD



**PATRICK  
ROBINSON**  
 99 YARDS  
 11/5/12 vs. PHI

## 2017 EAGLES LEADERS

### PASSES DEFENSED

Patrick Robinson	11
Jalen Mills	9
Rasul Douglas	7

### INTERCEPTIONS

Rasul Douglas	2
Jalen Mills	2
Patrick Robinson	2

## THREE STEP DROP

**Hobbies: Reading and watching movies**  
**Favorite movies: Friday, New Jack City, Aladdin, Money Talks**  
**Favorite food: Chicken tenders**  
**Favorite vacation spot: Florida Keys**  
**Favorite sports team: Miami Heat**  
**If he could have dinner with anyone, it would be: Will Smith**

## CAREER HIGHLIGHTS

### 2017 - PHILADELPHIA EAGLES (6/2)

- Intercepted his second pass of the season early in the second half at Car. (10/12/17). Alertly snagged a ball that went in and out of the hands of RB **Jonathan Stewart** to set the Eagles' offense up at the Carolina 17. Two plays later, the Eagles scored a TD to take an 18-10 lead that they would never relinquish
- Logged a single-game career-high 4 passes defended vs. Ari. (10/8/17)



# CB PATRICK ROBINSON 21



## ROBINSON'S CAREER STATISTICS

Year	Team	GP/S	TACKLES					PASS DEFENSE						FUMBLES			DEF SNAPS		
			Total	Solo	Asst	TFL	Sacks	Int	Yds	Lg	TD	PD	Hur	FF	FR	Yds	No	Pct	
2010	New Orleans	11/4	25	23	2	1.0	0.0	0	0	--	0	2	0	0	0	0	0	N/A	N/A
2011	New Orleans	15/7	45	37	8	5.0	0.0	4	31	25	0	15	0	0	0	0	N/A	N/A	
2012	New Orleans	16/16	64	53	11	1.0	1.0	3	99	99t	1	18	1	1	0	0	1093	96%	
2013	New Orleans	2/0	2	1	1	0.0	0.0	0	0	--	0	0	0	0	0	0	22	2%	
2014	New Orleans	14/6	36	29	7	0.0	0.0	2	2	2	0	11	0	0	0	0	612	57%	
2015	San Diego	16/10	49	43	6	2.0	0.0	1	27	27	0	8	1	1	0	0	978	84%	
2016	Indianapolis	7/6	26	20	6	0.0	0.0	0	0	--	0	5	0	1	0	0	401	37%	
2017	Philadelphia	6/2	26	24	2	0.0	0.0	2	0	0	0	11	0	0	0	0	303	79%	
<b>Totals</b>		<b>87/51</b>	<b>273</b>	<b>230</b>	<b>44</b>	<b>9.0</b>	<b>1.0</b>	<b>12</b>	<b>159</b>	<b>99t</b>	<b>1</b>	<b>70</b>	<b>2</b>	<b>3</b>	<b>0</b>	<b>0</b>	<b>---</b>	<b>---</b>	

## PLAYOFFS

2010	New Orleans	1/1	1	1	0	0.0	0.0	0	0	--	0	1	0	0	0	0	N/A	N/A
2011	New Orleans	2/1	5	5	0	0.0	0.0	0	0	--	0	1	0	0	0	0	N/A	N/A
<b>Totals</b>		<b>3/2</b>	<b>6</b>	<b>6</b>	<b>0</b>	<b>0.0</b>	<b>0.0</b>	<b>0</b>	<b>0</b>	<b>--</b>	<b>0</b>	<b>2</b>	<b>0</b>	<b>0</b>	<b>0</b>	<b>0</b>	<b>---</b>	<b>---</b>

## ADDITIONAL CAREER STATISTICS

**Special Teams Tackles:** (10) - 2010 (4); 2011 (2); 2014 (4) **Postseason Special Teams Tackles:** (2) - 2011 (2)

**Field Goal Block:** (1) - 1 vs. Ari. (10/8/17)

## CAREER HIGHS

<b>Total Tackles</b>	8	4x, last: 12/6/15 vs. Den.
<b>Solo Tackles</b>	8	10/10/10 at Ari.
<b>Sacks</b>	1.0	9/9/12 vs. Was.
<b>INTs</b>	1	12x, last: 10/12/17 at Car.
<b>PDs</b>	4	10/8/17 vs. Ari.
<b>FFs</b>	1	3x, last: 10/9/16 vs. Chi.



## BIRDSEED

Robinson attended South Miami (FL) High School and Gulliver Preparatory School in Miami, where he graduated as a four-star recruit and the No. 16-ranked cornerback in the nation according to *Rivals.com*.

Robinson was named first-team all-state as a senior and represented Team Florida in the CaliFlorida Bowl. He earned all-region honors as a junior after recording 32 receptions for 491 yards and 6 TDs on offense and 8 INTs on defense.

Robinson majored in social science at Florida State.

## TOUCHDOWNS

Date	Opponent	TDs
11/5/12	vs. Philadelphia Eagles (W, 28-13)	99-yard INT

## CAREER HIGHLIGHTS (Continued)

- Picked off his first pass as an Eagle when he snagged a defected **Eli Manning** pass in Week 3 vs. NYG (9/24/17). His INT helped set up an Eagles TD that put Philadelphia up 14-0 in the 3rd quarter. Also logged a season-high 6 tackles and tied a career-high with 3 PDs

### 2016 - INDIANAPOLIS COLTS (7/6)

- Compiled 26 tackles (20 solo), 5 PDs and 1 FF

### 2015 - SAN DIEGO CHARGERS (16/10)

- Totaled 49 tackles (43 solo), 8 PDs, 1 INT and 1 FF

### 2014 - NEW ORLEANS SAINTS (14/6)

- Finished with 36 tackles (29 solo), 12 PDs and 2 INTs. Was named the team's recipient of the **Ed Block Courage Award**

### 2012 - NEW ORLEANS SAINTS (16/16)

- Recorded 64 tackles (53 solo), 18 PDs, 3 INTs and 1.0 sack
- Tallied his first-career sack vs. Was. (9/9/12), bringing down Redskins QB **Robert Griffin III** in the fourth quarter
- In a win vs. Philadelphia (11/5/12), put the Saints up 7-0 in the first quarter after intercepting Eagles QB **Mike Vick** for a 99-yard TD. Marked his first-career TD and matched a franchise record set by **Darren Sharper** on 10/4/09 vs. NYJ




2017 GAME-BY-GAME STATISTICS												
Date	Opp	GP/S	Tot	Solo	Sk	Int	PD	FF	FR	Snaps	Pct	
Sep 10	at Was	W	1/0	4	4	0.0	0	0	0	0	52	83%
Sep 17	at KC	L	1/0	3	2	0.0	0	0	0	0	32	60%
Sep 24	NYG	W	1/1	6	6	0.0	1	3	0	0	61	88%
Oct 1	at LAC	W	1/0	4	4	0.0	0	2	0	0	32	56%
Oct 8	Ari	W	1/0	4	4	0.0	0	4	0	0	46	77%
Oct 12	at Car											
Oct 23	Was											
Oct 29	SF											
Nov 5	Den											
Nov 19	at Dal											
Nov 26	Chi											
Dec 3	at Sea											
Dec 10	at LAR											
Dec 17	at NYG											
Dec 25	Oak											
Dec 31	Dal											
<b>Totals</b>			<b>5/1</b>	<b>21</b>	<b>20</b>	<b>0.0</b>	<b>1</b>	<b>9</b>	<b>0</b>	<b>0</b>	<b>223</b>	<b>74%</b>

2016 GAME-BY-GAME STATISTICS (IIND)												
Date	Opp	GP/S	Tot	Solo	Sk	Int	PD	FF	FR	Snaps	Pct	
Sep 11	Det	L	1/1	5	5	0.0	0	1	0	0	31	48%
Sep 18	at Den	L	0/0	INACTIVE (CONCUSSION)								
Sep 25	SD	W	0/0	INACTIVE (CONCUSSION)								
Oct 2	at Jax	L	1/0	3	3	0.0	0	0	0	0	62	86%
Oct 9	Chi	W	1/1	6	4	0.0	0	0	1	0	47	71%
Oct 16	at Hou	L	0/0	INACTIVE (KNEE, HIP)								
Oct 23	at Ten	W	1/1	3	0	0.0	0	1	0	0	69	95%
Oct 30	KC	L	1/1	4	3	0.0	0	2	0	0	69	93%
Nov 6	at GB	W	1/1	2	2	0.0	0	0	0	0	69	100%
Nov 20	Ten	W	0/0	INACTIVE (GROIN)								
Nov 24	Pit	L	1/1	3	3	0.0	0	1	0	0	54	100%
Dec 5	at NYJ	W	0/0	INACTIVE (GROIN)								
Dec 11	Hou	L	0/0	INACTIVE (GROIN)								
PLACED ON INJURED RESERVE (GROIN) ON 12/13/16												
<b>Totals</b>			<b>7/6</b>	<b>26</b>	<b>20</b>	<b>0.0</b>	<b>0</b>	<b>5</b>	<b>1</b>	<b>0</b>	<b>401</b>	<b>37%</b>

2015 GAME-BY-GAME STATISTICS (SD)												
Date	Opp	GP/S	Tot	Solo	Sk	Int	PD	FF	FR	Snaps	Pct	
Sep 13	Det	W	1/0	3	2	0.0	1	1	1	0	35	75%
Sep 20	at Cin	L	1/0	1	1	0.0	0	0	0	0	29	44%
Sep 27	at Min	L	1/1	5	4	0.0	0	1	0	0	54	96%
Oct 4	Cle	W	1/1	2	2	0.0	0	1	0	0	68	96%
Oct 12	Pit	L	1/0	3	2	0.0	0	1	0	0	34	60%
Oct 18	at GB	L	1/1	1	1	0.0	0	0	0	0	40	76%
Oct 25	Oak	L	1/0	3	2	0.0	0	0	0	0	42	68%
Nov 1	at Bal	L	1/0	3	2	0.0	0	0	0	0	26	38%
Nov 9	Chi	L	1/1	2	2	0.0	0	0	0	0	22	31%
Nov 22	KC	L	1/1	5	5	0.0	0	0	0	0	45	71%
Nov 29	at Jax	W	1/1	4	4	0.0	0	2	0	0	56	79%
Dec 6	Den	L	1/0	8	7	0.0	0	1	0	0	66	96%
Dec 13	at KC	L	1/1	2	2	0.0	0	0	0	0	54	100%
Dec 20	Mia	W	1/1	5	5	0.0	0	0	0	0	56	98%
Dec 24	at Oak	L	1/1	0	0	0.0	0	0	0	0	53	76%
Jan 3	at Den	L	1/1	2	2	0.0	0	1	0	0	12	18%
<b>Totals</b>			<b>16/10</b>	<b>49</b>	<b>43</b>	<b>0.0</b>	<b>1</b>	<b>8</b>	<b>1</b>	<b>0</b>	<b>978</b>	<b>84%</b>

2014 GAME-BY-GAME STATISTICS (NO)												
Date	Opp	GP/S	Tot	Solo	Sk	Int	PD	FF	FR	Snaps	Pct	
Sep 7	at Atl	L	1/1	3	3	0.0	0	0	0	0	64	89%
Sep 14	at Cle	L	1/1	6	5	0.0	0	1	0	0	55	73%
Sep 21	Min	W	1/0	0	0	0.0	0	0	0	0	1	2%
Sep 28	at Dal	L	0/0	INACTIVE (HAMSTRING)								
Oct 5	TB	W	1/0	1	1	0.0	1	2	0	0	27	43%
Oct 19	at Det	L	0/0	INACTIVE (HAMSTRING)								
Oct 26	GB	W	1/0	2	2	0.0	0	0	0	0	43	63%
Oct 30	at Car	W	1/0	1	0	0.0	0	2	0	0	25	44%
Nov 9	SF	L	1/0	3	2	0.0	0	1	0	0	45	65%
Nov 16	Cin	L	1/0	1	1	0.0	0	0	0	0	51	84%
Nov 24	Bal	L	1/1	5	4	0.0	0	1	0	0	56	95%
Nov 30	at Pit	W	1/1	5	4	0.0	0	3	0	0	87	98%
Dec 7	Car	L	1/1	5	4	0.0	0	0	0	0	71	96%
Dec 15	at Chi	W	1/0	0	0	0.0	1	1	0	0	16	27%
Dec 21	Atl	L	1/1	3	2	0.0	0	0	0	0	49	75%
Dec 28	at TB	W	1/0	1	1	0.0	0	0	0	0	22	33%
<b>Totals</b>			<b>14/6</b>	<b>36</b>	<b>29</b>	<b>0.0</b>	<b>2</b>	<b>11</b>	<b>0</b>	<b>0</b>	<b>612</b>	<b>57%</b>

2013 GAME-BY-GAME STATISTICS (NO)												
Date	Opp	GP/S	Tot	Solo	Sk	Int	PD	FF	FR	Snaps	Pct	
Sep 8	Atl	W	1/0	2	1	0.0	0	0	0	0	18	32%
Sep 15	at TB	W	1/0	0	0	0.0	0	0	0	0	4	7%
PLACED ON INJURED RESERVE (KNEE) ON 9/18/13												
<b>Totals</b>			<b>2/0</b>	<b>2</b>	<b>1</b>	<b>0.0</b>	<b>0</b>	<b>0</b>	<b>0</b>	<b>0</b>	<b>22</b>	<b>2%</b>



# G ISAAC SEUMALO 73




**6-4 | 303**  **2nd Year**  
**BORN: Oct. 29, 1993 (Age 23)**

**Corvallis,  
Oregon**  
  
**Corvallis  
High School**



**Oregon State**  
**D3-16 (79th overall)**  
**by Philadelphia**



A versatile offensive lineman out of Oregon State, **Isaac Seumalo** was drafted by the Eagles in the third round of the 2016 NFL Draft. Seumalo (pronounced Say-u-mah-low), was a key reserve for the Eagles in 2016 and made 4 starts at three different positions as a rookie. A standout at Corvallis (OR) HS, Seumalo was rated as the No. 2 offensive lineman in the nation by *SuperPrep*.

## CAREER HIGHLIGHTS

- Proved to be a key reserve on the offensive line as a rookie in 2016, as he played in 9 games and started contests at three different positions (2 at RG, 1 at LG, 1 at RT)
- Made the first start of his career on *Monday Night Football* when he opened at RG vs. GB (11/28/16)

## BIRDSEED

- Is the son of Karen and Joe Seumalo. Has three brothers (Andrew, Levi and Noah) and a sister (Jessi)
- Prepped at Corvallis (OR) High School, where he was named 5A First-Team All-State as an offensive and defensive lineman in both his junior and senior seasons. Was also an Under Armour and ESPN All-American

## THREE STEP DROP

**Favorite sports moment: Hawaii's 2008 Sugar Bowl season**

**If he could play another sport: Ping pong**

**First job: Delivering newspapers in his neighborhood. He had to wake up at 3 a.m. to start his route**

**Favorite meal: Hawaiian food**

**Favorite TV show: *It's Always Sunny in Philadelphia***

## COLLEGE HIGHLIGHTS

- Made 37 career starts at Oregon State, opening contests at every position on the offensive line except for left guard
- Sat out the 2014 season while recovering from a foot injury, but returned to the field as a redshirt junior in 2015 and went on to start all 12 games for the Beavers (nine at RG, three at LT). Prior to the season, was named to the Outland Trophy and Rotary Lombardi Award watch lists and finished the year with All-Pac-12 Honorable Mention and Pac-12 All-Academic First team honors
- Started 10 games at center and two games at RT as a sophomore in 2013, earning Pac-12 All-Conference Second Team honors, while also being named to the Capital One Academic All-District team and the Pac-12 All-Academic First Team
- In 2012, became the first freshman starting center for Oregon State since Roger Levasa in 1978. Was just one of two true freshmen in the country to start their team's season opener at center. Earned All-Pac-12 honorable mention and was named Freshman All-America by *Phil Steele* and *CBSSports.com*



# G ISAAC SEUMALO 73



## FOOTBALL IS FAMILY

Isaac's father, Joe, played college football at Hawaii and is currently the defensive line coach at San Jose State. Prior to coaching, Joe played professionally in NFL Europe and the Canadian Football League.

Joe Seumalo and Eagles head coach Doug Pederson were teammates in 1995 with the Rhein Fire.

Isaac's brother, Andrew, is a GA at the University of Nebraska and played DT for OSU from 2009-2012. Isaac and Andrew teamed up for one season when Isaac was a freshman and Andrew was a senior.

Isaac's sister, Jessi, played volleyball for the Beavers and is currently a football recruiting GA at her alma mater.

## TRANSACTIONS

**2016** Drafted by PHI in 3rd round (79th overall)  
*Signed 4-year contract*

SEUMALO'S CAREER SERVICE							
			STARTS			OFF SNAPS	
Year	Team	GP/S	LG	RG	RT	No	Pct
2016	Philadelphia	9/4	1	2	1	335	30%
2017	Philadelphia	4/2	2	0	0	148	35%
<b>Totals</b>		<b>13/6</b>	<b>3</b>	<b>2</b>	<b>1</b>	<b>---</b>	<b>---</b>

# RB WENDELL SMALLWOOD 28



**5-10 | 208** 2nd Year  
**BORN: Jan. 20, 1994 (Age 23)**

**Elkton, Maryland**  
**Eastern Christian Academy**



**West Virginia**  
**D5a-16 (153rd overall)**  
**by Philadelphia**



A native of nearby Wilmington, DE, and a fan of the Eagles during his childhood, **Wendell Smallwood** (pronounced wen-DELL) joined his hometown team after being selected in the 5th round of the 2016 NFL Draft. In 2015, Smallwood earned All-Big 12 second-team honors after setting career highs with 1,519 yards and 12 TDs on 238 carries (6.4 avg.) at West Virginia.

## 300+ RUSHING YDS & 250+ KICK RETURN YDS

ALL-TIME EAGLES ROOKIES



**WENDELL SMALLWOOD**  
2016



**JAMES MCALISTER**  
1975



**TED DEAN**  
1960



**KEN KELLER**  
1956



**STEVE VAN BUREN**  
1944

## THREE STEP DROP

First job: Counselor at the YMCA

Favorite TV show: *Martin*

Favorite quote: "Do you not know that in a race all the runners run, but only one gets the prize? Run in such a way as to get the prize." - Corinthians 9:24

If he could play another sport, what position: Shooting guard, Philadelphia 76ers

Player he models his game after: Marshall Faulk

Three favorite throwback jerseys: Brian Westbrook, Philadelphia Eagles; Michael Vick, Atlanta Falcons; Michael Jordan, North Carolina

## CAREER HIGHLIGHTS

### 2017 - PHILADELPHIA EAGLES (4/2)

- Rushed for 34 yards in the win at LAC (10/1/17), including his 2nd career rushing TD. Also added career highs in receptions (tied, 4) and receiving yards (45)
- Paced the Eagles' rushing attack with 71 yards on 12 attempts (5.9 avg.) vs. NYG (9/24/17). His 71 yards were the 2nd-highest single-game total of his career (79 yards on 9/25/16 vs. Pit.)

### 2016 - PHILADELPHIA EAGLES (13/3)

- Became the first Eagle to record 300+ rushing yards and 250+ kick return yards since **Correll Buckhalter** in 2007. Joined **James McAlister** (1975), **Ted Dean** (1960), **Ken Keller** (1956) and **Steve Van Buren** (1944) as the only Eagles rookies to accomplish the feat

## RUSHING LEADERS

### WEST VIRGINIA SINGLE-SEASON HISTORY

1,744	Steve Slaton (2006)
1,710	Avon Cobourne (2002)
1,589	Amos Zereoue (1997)
1,519	W. Smallwood (2015)

# RB WENDELL SMALLWOOD 28



## SMALLWOOD'S CAREER STATISTICS

Year	Team	GP/S	RUSHING					RECEIVING					OFF SNAPS			KICK RETURNS				
			Att	Yds	Avg	Lg	TD	No	Yds	Avg	Lg	TD	TYS	No	Pct	No	Yds	Avg	Lg	TD
2016	Philadelphia	13/3	77	312	4.1	19	1	6	55	9.2	18	0	367	164	16%	9	261	29.0	86t	1
2017	Philadelphia	4/2	29	113	3.9	20	1	7	56	8.0	24	0	169	107	25%	4	93	23.3	28	0
<b>Totals</b>		<b>17/5</b>	<b>106</b>	<b>425</b>	<b>4.0</b>	<b>20</b>	<b>2</b>	<b>13</b>	<b>111</b>	<b>8.5</b>	<b>24</b>	<b>0</b>	<b>536</b>	<b>---</b>	<b>---</b>	<b>13</b>	<b>354</b>	<b>27.2</b>	<b>86t</b>	<b>1</b>

## ADDITIONAL CAREER STATISTICS

**Fumbles/Lost:** 1/1 - 2016 (1/1) **Special Teams Tackles:** 2 - 2016 (2)

## 2017 GAME-BY-GAME STATISTICS

Date	Opp	GP/S	RUSHING					RECEIVING					SNAPS			KICK RETURNS					
			Att	Yds	Avg	Lg	TD	No	Yds	Avg	Lg	TD	TYS	No	Pct	No	Yds	Avg	Lg	TD	
Sep 10	at Was	W	1/0	4	4	1.0	3	0	1	5	5.0	5	0	9	15	22%	0	0	---	--	0
Sep 17	at KC	L	1/1	3	4	1.3	8	0	1	-3	-3.0	-3	0	1	14	19%	2	55	27.5	28	0
Sep 24	NYG	W	1/0	12	71	5.9	20	0	1	9	9.0	9	0	80	43	57%	2	38	19.0	23	0
Oct 1	at LAC	W	1/1	10	34	3.4	11	1	4	45	11.3	24	0	79	35	44%	0	0	---	--	0
Oct 8	Ari	W	0/0	INACTIVE (KNEE)																	
Oct 12	at Car	W	0/0	INACTIVE (KNEE)																	
Oct 23	Was																				
Oct 29	SF																				
Nov 5	Den																				
Nov 19	at Dal																				
Nov 26	Chi																				
Dec 3	at Sea																				
Dec 10	at LAR																				
Dec 17	at NYG																				
Dec 25	Oak																				
Dec 31	Dal																				
<b>Totals</b>			<b>4/2</b>	<b>29</b>	<b>113</b>	<b>3.9</b>	<b>20</b>	<b>1</b>	<b>7</b>	<b>56</b>	<b>8.0</b>	<b>24</b>	<b>0</b>	<b>169</b>	<b>107</b>	<b>25%</b>	<b>4</b>	<b>93</b>	<b>23.3</b>	<b>28</b>	<b>0</b>



## CAREER HIGHLIGHTS (Continued)

- Registered his first-career kickoff return TD (86 yards) at Was. (10/16/16), becoming the first Eagles rookie RB to post a kickoff return TD since Derrick Witherspoon in 1995
- Smallwood and **Josh Huff** (98-yard TD vs. Min. on 10/23/16) became the first duo in Eagles history and NFL's fifth since 1970 to produce kickoff return TDs in consecutive weeks
- Rushed for a career-high 79 yards on 17 carries (4.6 avg.) and recorded the first TD of his NFL career. His 79 rushing yards were the most by an Eagles rookie since **Bryce Brown** on 12/2/12 at Dal. (169 yards)

## COLLEGE HIGHLIGHTS


- Appeared in 38 games (22 starts) and finished his three-year college career with 425 carries for 2,462 yards (5.8 avg.) and 12 TDs. Ended his West Virginia career ranked 9th all-time on the school's rushing list
- Compiled 68 career receptions for 618 yards (9.1 avg.), finishing 5th all-time among RBs in school history in both receptions and receiving yards



# WR TORREY SMITH 82



**6-0 | 205**  **7th Year**  
**BORN: Jan. 26, 1989 (Age 28)**

**Falmouth, Virginia**   
**Stafford High School**



**Maryland**  
**D2-11 (58th overall)**  
**by Baltimore**  
**Acquired: FA 2017**



Torrey Smith was signed by the Philadelphia Eagles to a three-year contract on March 10, 2017, following a two-year stint with the San Francisco 49ers. Originally selected by the Ravens in the 2nd round (58th overall) of the 2011 NFL Draft, Smith was a member of Baltimore's Super Bowl XLVII-winning team. The seventh-year wideout has totaled 280 catches for 4,731 yards (16.9 avg.) and 38 TDs in 98 career games, while posting 414 yards and 4 TDs on 20 receptions (20.7 avg.) in eight career postseason contests.

## YARDS PER RECEPTION

SINCE 2011 (MIN. 200 RECEPTIONS)



**DESEAN JACKSON**  
17.4



**TORREY SMITH**  
16.9



**VINCENT JACKSON**  
16.6

## THREE STEP DROP

**First job:** Cashier at Walmart

**Bucket list:** Go fishing in Alaska

**Desired talent:** Ability to sing R&B

**Surprisingly good at:** Debating

**If he could play another sport:**

"Basketball. I'd play point guard with wherever LeBron James is."

**Best players he's lined up against:**

Champ Bailey and Darrelle Revis

**Favorite players:** Randy Moss, Michael Vick

**Moment left star struck:** "It was weird because when I was in college Ray Lewis' brother played on my team. The first time I saw him, I was like, 'Man, this is Ray Lewis at our school!' And then I ended up playing with him."

**Favorite movie:** *Forrest Gump*

**Favorite TV show:** Anything on HGTV.

"That's my network now! I've been all over it."

**Favorite meal:** Fried chicken and macaroni and cheese

**First jersey:** Allen Iverson

## FIRST-DOWN RECEIVING AVERAGE

SINCE 2011 (MIN. 100 RECEPTIONS)

DeSean Jackson 18.5

Vincent Jackson 17.2

**Torrey Smith 16.9**

Alshon Jeffery 16.7

Julio Jones 16.5

## THIRD-DOWN RECEIVING AVERAGE

SINCE 2011 (MIN. 60 RECEPTIONS)

**Torrey Smith 17.7**

Victor Cruz 17.6

Calvin Johnson 17.1

Jordy Nelson 17.1

Vincent Jackson 17.0



## TORREY SMITH FAMILY FUND

The Torrey Smith Family Fund is a nonprofit that aims to provide youth with the tools they need to identify, unleash and reach their full potential.

Please visit [TorreySmith.org](http://TorreySmith.org) for more information on his work in the community.

- In March 2017, Smith held his Sixth Annual Charity Basketball Game. All proceeds benefit the Torrey Smith Family Fund. The Smith family has been working in collaboration with established nonprofits and corporate partners to create important new programs in Baltimore.
- "Torrey's Back to School Program" is held each August with the purpose of ensuring that low-income elementary and middle school students have the basic items needed to begin the school year. Teachers also receive supplies they need to start the school year.
- In 2016, the Smiths began their mentoring programs geared towards high school boys in need of support and guidance with the launch of the L.E.V.E.L. (Leadership, Education, Vision, Effort, Love) Teen Summit. In total, thirty students participated in the overnight weekend Summit which included various workshops and presentations that focused on character building, decision making, leadership, and goal setting. Smith continues to meet with the youth on a monthly basis. The vision of the mentoring program is to introduce boys to positive male mentors, encourage students to pursue higher education and help them create a foundation for a successful future.
- During the 2016 offseason, Smith funded every school in East Baltimore to help give students the tools and opportunities they need to succeed. He appeared on the "Late Show with Stephen Colbert" to promote the effort.
- In partnership with Scholastic, and with the generosity of other corporations, the non-profit created reading rooms in five different Baltimore schools. The program enhances literacy by providing over 1200 age-appropriate books to the children in these schools. The rooms provide a vibrant and comfortable place for students to read or borrow a book.
- In honor of Torrey's late brother, Tevin Jones, the Torrey Smith Family Fund awards four annual college scholarships to high school seniors. Recipients of the scholarship are awarded \$5,000, distributed over four years

## MAN OF THE YEAR

Smith has been selected as his team's Walter Payton NFL Man of the Year nominee three times (2016 with San Francisco; 2013-14 with Baltimore). Named after the late Hall of Fame running back of the Chicago Bears, the Walter Payton NFL Man of the Year Award is given annually to the player who best exemplifies a commitment to philanthropy and community involvement.

"I've been giving back since day one, even when my family was the one receiving help. I always felt like your time was just as important as your money. I know what a lot of these families are going through and what a lot of these kids are going through. I wanted to be that support system for them, and that's why it's important for me to give back."

## MAKING A DIFFERENCE

Smith used his time and resources to help those affected by the contaminated water supply in Flint, MI, during the 2016 offseason. Despite having no ties to Michigan, Smith and former teammate, Justin Forsett, teamed with The United Way, who helped coordinate school visits along with the donation of bottled water to Loving Hands, which is an adult and senior care service.

## BIRDSEED

Smith (born James Torrey Smith) and his wife, Chanel (who grew up in Conshohocken, PA, and attended Plymouth-Whitemarsh HS), have two sons: Torrey Jeremiah (T.J.) and Kameron James. Smith, the oldest of seven children in his family, graduated with a bachelor's degree in criminology and criminal justice from the University of Maryland in 2010. In 2017, Smith, along with his wife, earned their MBA from the University of Miami.

During his time at Stafford HS (Falmouth, VA), Smith played wide receiver, running back and cornerback and saw action as a kick returner. Smith also played basketball in high school.





# WR TORREY SMITH 82



SMITH'S CAREER STATISTICS									
			RECEIVING					OFF SNAPS	
Year	Team	GP/S	No	Yards	Avg	Lg	TD	No	Pct
2011	Baltimore	16/14	50	841	16.8	74t	7	NA	NA
2012	Baltimore	16/16	49	855	17.4	54	8	919	84%
2013	Baltimore	16/16	65	1128	17.4	74	4	1098	97%
2014	Baltimore	16/16	49	767	15.7	53	11	788	73%
2015	San Francisco	16/12	33	663	20.1	76t	4	772	76%
2016	San Francisco	12/12	20	267	13.4	53t	3	644	62%
2017	Philadelphia	6/5	14	210	15.0	59t	1	302	71%
<b>TotalsW</b>		<b>98/91</b>	<b>280</b>	<b>4731</b>	<b>16.9</b>	<b>76t</b>	<b>38</b>	<b>---</b>	<b>---</b>
PLAYOFFS									
2011	Baltimore	2/1	4	91	22.8	42	1	NA	NA
2012	Baltimore	4/4	11	233	21.2	59t	2	272	96%
2014	Baltimore	2/2	5	90	18.0	35	1	100	75%
<b>Totals</b>		<b>8/7</b>	<b>20</b>	<b>414</b>	<b>20.7</b>	<b>59t</b>	<b>4</b>	<b>---</b>	<b>---</b>
ADDITIONAL CAREER STATISTICS									
<b>Rushing:</b> 7-48, 6.9 avg. - 2012 (3-9, 3.0 avg.); 2011 (4-39, 9.8 avg.)									
<b>Kick Returns:</b> 2-37, 18.5 avg. - 2016 (1-13); 2011 (1-24)									
<b>Punt Returns:</b> 1-9, 9.0 avg. in 2017									
<b>Fumbles/Lost:</b> 2/0 - 2013 (1/0); 2011 (1/0)									

CAREER HIGHS		
<b>Receptions</b>	7	2x, last: 9/15/13 vs. Cle.
<b>Receiving Yards</b>	166	9/29/13 at Buf.
<b>Receiving Long</b>	76t	10/18/15 vs. Bal.
<b>Receiving TDs</b>	3	9/25/11 at StL



2017 GAME-BY-GAME STATISTICS									
Date	Opp	GP/S	Rec	Yds	Avg	Lg	TD	Snaps	Pct
Sep 10	at Was	W 1/1	1	30	30.0	30	0	48	71%
Sep 17	at KC	L 1/1	4	66	16.5	24	0	62	86%
Sep 24	NYG	W 1/1	4	29	7.3	14	0	58	76%
Oct 1	at LAC	W 1/0	1	9	9.0	9	0	57	72%
Oct 8	Ari	W 1/1	3	70	23.3	59t	1	42	63%
Oct 12	at Car	W 1/1	1	6	6.0	6	0	35	56%
Oct 23	Was								
Oct 29	SF								
Nov 5	Den								
Nov 19	at Dal								
Nov 26	Chi								
Dec 3	at Sea								
Dec 10	at LAR								
Dec 17	at NYG								
Dec 25	Oak								
Dec 31	Dal								
<b>Totals</b>		<b>6/5</b>	<b>14</b>	<b>210</b>	<b>15.0</b>	<b>59t</b>	<b>1</b>	<b>302</b>	<b>71%</b>

## CAREER HIGHLIGHTS

- A member of Baltimore's Super Bowl XLVII-winning team that defeated San Francisco, 34-31, in New Orleans on 2/3/13. Caught 11 passes for 233 yards (21.2 avg.) and 2 TDs during the Ravens' playoff run
- His 20.70 receiving average in the postseason ranks 6th in NFL history, trailing only **Alvin Harper** (27.29, 1991-99), **Willie Gault** (23.67, 1983-93), **Harold Jackson** (22.83, 1968-83), **Vernon Davis** (22.22) and **Charlie Brown** (20.74, 1982-87) (min. 20 receptions)
- Since 2011, ranks 2nd in the NFL in yards per reception (16.9), trailing only **DeSean Jackson** (17.4) (min. 200 receptions)
- Ranks 3rd in the NFL in first-down receiving average (16.9) since 2011, trailing only **DeSean Jackson** (18.5) and **Vincent Jackson** (17.2) (min. 100 receptions). Also in that span, leads the NFL in third-down receiving average (17.7) (min. 60 receptions)

### 2017 - PHILADELPHIA EAGLES (6/5)

- Recorded a season-high 70 yards on 3 catches (23.3 avg.) in the 34-7 win vs. Ari. (10/8/17), including a 59-yard TD. Marked his longest receiving TD since posting a 73-yard score on 10/8/15 vs. Baltimore with San Francisco

### 2015 - SAN FRANCISCO 49ERS (16/12)

- Led the NFL with 20.1 yards per reception in his debut season with the 49ers (min. 30 receptions)
- Became the first 49er to register 3 receiving TDs of 70+ yards in a single season since **John Taylor** in 1989. At the time, became the first NFL player to accomplish the feat since **Josh Gordon** in 2013 (*Elias Sports Bureau*)
- Caught a career-long 76-yard TD from 49ers QB **Colin Kaepernick** vs. Bal. (10/18/15)



# DT DESTINY VAEAO 97



**6-4 | 299**  2nd Year  
**BORN: Jan. 15, 1994 (Age 23)**

**Pago Pago,  
American Samoa**

  
**Tafuna  
High School**



**Washington State**  
Acquired: UDFA 2016

## THREE STEP DROP

If he could play another sport,  
what team/position:  
**Forward for the Manu  
Samoa rugby squad**

If he could be any superhero:  
**Superman**

Favorite family tradition:  
**Tonai (a big, traditional family dinner  
on Sundays in Samoa)**

Favorite movie: **Lord of the Rings**

Favorite meal: **Taro and palusami**

Favorite hobby: **Swimming**

Favorite quote: **"When you have  
confidence, you can have a lot of  
fun. And when you have fun, you  
can do amazing things."**  
- Joe Namath

## TRANSACTIONS

**2016** Signed by PHI as UDFA



A native of American Samoa who never set foot in the United States until he enrolled at Washington State in 2012, **Destiny Vaeao** (VIE-ow) was signed by the Eagles as an undrafted free agent in 2016. At Washington State, he combined for 84 tackles, including 19 TFL, 7.0 sacks, 2 FFs and 2 FRs in 44 career games.

## CAREER HIGHLIGHTS

**2016 - PHILADELPHIA EAGLES (16/0)**

- Joined **Sam Rayburn** (2.0 in 2003) as the only undrafted rookies in Eagles history to record multiple sacks in a season
- Sacked Giants QB **Eli Manning** and notched a career-high 4 tackles at NYG (11/6/16)
- Notched his first-career sack and forced fumble (recovered by Eagles LB **Jordan Hicks**) as he chased down Bears QB **Jay Cutler** at Chi. (9/19/16)

## COLLEGE HIGHLIGHTS

- Named to the All-Pac-12 Second Team after registering 41 tackles (20 solo), 12 TFL, 4.5 sacks, 1 FF, 1 FR and one blocked kick in 13 starts as a senior in 2015. Ranked tied for 10th in the Pac-12 in tackles for loss
- Started all 10 games he appeared in as a junior in 2014, posting 14 tackles (nine solo), 3.5 TFL, 2.0 sacks and 1 FR
- Appeared in 11 games (10 starts) as a sophomore in 2013, producing 24 tackles (16 solo) and 3.5 TFL
- Totaled 5 tackles (2 solo) as a true freshman in 2012, making two starts in his 10 appearances



## VAEAO'S CAREER STATISTICS

Year	Team	GP/S	TACKLES					PASS DEFENSE						FUMBLES			DEF SNAPS	
			Total	Solo	Asst	TFL	Sacks	Int	Yds	Lg	TD	PD	Hur	FF	FR	Yds	No	Pct
2016	Philadelphia	16/0	19	11	8	1.0	2.0	0	0	--	0	0	3	1	0	0	268	26%
2017	Philadelphia	1/0	2	0	2	0.0	0.0	0	0	--	0	0	0	0	0	0	12	3%
<b>Totals</b>		<b>17/0</b>	<b>21</b>	<b>11</b>	<b>10</b>	<b>1.0</b>	<b>2.0</b>	<b>0</b>	<b>0</b>	<b>--</b>	<b>0</b>	<b>0</b>	<b>3</b>	<b>1</b>	<b>0</b>	<b>0</b>	<b>---</b>	<b>---</b>

## 2017 GAME-BY-GAME STATISTICS

Date	Opp	GP/S	Tot	Solo	Sk	Hur	PD	FF	FR	Snaps	Pct
9/10	at Was	W 1/0	2	0	0.0	0	0	0	0	12	10%
9/17	at KC	L 0/0	INACTIVE (WRIST)								
9/24	NYG	W 0/0	INACTIVE (WRIST)								
10/1	at LAC	W 0/0	INACTIVE (WRIST)								
10/8	Ari	W 0/0	INACTIVE (WRIST)								
10/12	at Car	W 0/0	INACTIVE (WRIST)								
10/23	Was										
10/29	SF										
11/5	Den										
11/19	at Dal										
11/26	Chi										
12/3	at Sea										
12/10	at LAR										
12/17	at NYG										
12/25	Oak										
12/31	Dal										
<b>Totals</b>		<b>1/0</b>	<b>2</b>	<b>0</b>	<b>0.0</b>	<b>0</b>	<b>0</b>	<b>0</b>	<b>0</b>	<b>12</b>	<b>3%</b>

## 2016 GAME-BY-GAME STATISTICS

Date	Opp	GP/S	Tot	Solo	Sk	Hur	PD	FF	FR	Snaps	Pct
Sep 11	Cle	W 1/0	0	0	0.0	0	0	0	0	12	23%
Sep 19	at Chi	W 1/0	1	1	1.0	1	0	1	0	7	13%
Sep 25	Pit	W 1/0	1	1	0.0	2	0	0	0	19	32%
Oct 9	at Det	L 1/0	0	0	0.0	0	0	0	0	8	13%
Oct 16	at Was	L 1/0	1	1	0.0	0	0	0	0	28	38%
Oct 23	Min	W 1/0	2	1	0.0	0	0	0	0	30	39%
Oct 30	at Dal	L 1/0	0	0	0.0	0	0	0	0	28	36%
Nov 6	at NYG	L 1/0	4	4	1.0	0	0	0	0	21	33%
Nov 13	Atl	W 1/0	1	0	0.0	0	0	0	0	8	16%
Nov 20	at Sea	L 1/0	2	0	0.0	0	0	0	0	16	24%
Nov 28	GB	L 1/0	0	0	0.0	0	0	0	0	14	20%
Dec 4	at Cin	L 1/0	2	1	0.0	0	0	0	0	16	25%
Dec 11	Was	L 1/0	1	0	0.0	0	0	0	0	13	27%
Dec 18	at Bal	L 1/0	0	0	0.0	0	0	0	0	9	16%
Dec 22	NYG	W 1/0	1	0	0.0	0	0	0	0	22	25%
Jan 1	Dal	W 1/0	3	2	0.0	0	0	0	0	17	30%
<b>Totals</b>		<b>16/0</b>	<b>19</b>	<b>11</b>	<b>2.0</b>	<b>3</b>	<b>0</b>	<b>1</b>	<b>0</b>	<b>268</b>	<b>26%</b>

## CAREER HIGHS

<b>Total Tackles</b>	4	11/6/16 at NYG
<b>Solo Tackles</b>	4	11/6/16 at NYG
<b>Sacks</b>	1.0	2x, last: 11/6/16 at NYG
<b>Hurries</b>	2	9/25/16 vs. Pit.
<b>PDs</b>	---	---
<b>FFs</b>	1	9/19/16 at Chi.
<b>FRs</b>	---	---

## FAVORITE FOOTBALL MEMORY

Vaeao's favorite football memory was beating Stanford guard Joshua Garnett (2016 first-round pick of the 49ers) for a sack and forced fumble of QB Kevin Hogan.

## BIRDSEED

Vaeao, who earned a degree in criminal justice from Washington State in May 2015, is the son of Naomi Vaeao and the late Tepatasi Vaeao and has three brothers and one sister. His older sister also attended Washington State.

Vaeao reached the Island Championship game with Tafuna High School (Pago Pago, American Samoa) in each of his last two seasons, winning the title his junior year. As a senior, he produced 500 receiving yards and 8 TDs as a tight end.

Vaeao was selected to play in the International Bowl All-Star Game for high school seniors from Samoa and Canada against seniors from other states. He participated in the 2011 Samoa Bowl, 2012 IFAF World Game and 2012 IFAF Samoa vs. Australia Game.

Vaeao, who also played soccer, rugby and volleyball at Tafuna, was a high school teammate of Lene Maiava, who was signed as an undrafted free agent by the Seahawks from the University of Arizona in 2016.

## FORMER TIGHT END

Vaeao was an accomplished high school tight end and was recruited mostly at that position by colleges. He opted to play at Washington State so he could play on the defensive line.



# T HALAPOULIVAATI VAITAI 72



**6-6 | 320**  **2nd Year**  
**BORN: June 16, 1993 (Age 24)**



**Texas Christian**  
**D5b-16 (164th overall)**  
**by Philadelphia**



A versatile offensive lineman who has college experience playing both tackle positions, **Halapoulivaati Vaitai** (pronounced hal-lah-poo-lee-VAH-tee VIE-tie) was selected by the Eagles in the fifth round (164th overall) of the 2016 NFL Draft. In his rookie season, Vaitai played in 7 games and made 6 starts at RT for the Eagles.

## CAREER HIGHLIGHTS

- Filled in at RT for the Eagles as a rookie in 2016, appearing in 7 games with 6 starts
- Started and played in his first-career NFL game, lining up at RT in a Week 6 divisional matchup at Was. (10/16/16)

## COLLEGE HIGHLIGHTS

- Competed in 42 games (31 starts) at both tackle positions for TCU (2012-15), where he was a two-time All-Big 12 second-team selection

## THREE STEP DROP

If he could play another sport:  
**WWE wrestler**

If he could be any superhero: **Batman**

Strangest thing he likes to eat: **Octopus**

Favorite athlete as a kid: **Yao Ming**

Favorite athlete to watch now:  
**Jason Peters**

Favorite meal:  
**Hamburger and french fries**

Favorite movies:  
**Action, comedies, thrillers**

Favorite TV shows: **Fresh Prince of Bel-Air and Friends**

Favorite music: **Enjoys all types of music, but is particularly fond of country and island reggae**

Favorite quote: **"I don't have to do this, I get to do this."**

## BIRDSEED

- Nickname is 'Big V'
- Began playing flag football in first grade for the Packers
- Halapoulivaati is named after his father's cousin. "He and my dad are extremely close," says Big V, "They're like brothers."
- His parents, Talikavili and Shirley Vaitai, are originally from Tonga and moved to the United States in the 1980s. He has younger twin brothers named Kevin and Will
- Has two dogs: a terrier named Abby and a chihuahua named Coffee. Abby was a rescue dog that his fiance, Caitlin, gave to him for his birthday. He named his chihuahua Coffee because he is hyper



@TCU74



@philly\_72





## BAND OF BROTHERS

Halapoulivaati is the oldest of three Vaitai brothers. Twins Kevin and Will are just 11 months younger than 'Big V' and the three played on the offensive line together at Haltom (TX) HS. After playing TE as a freshman, 'Big V' moved to RT as a sophomore and immediately earned a starting job. That year, he was joined on the o-line by Kevin (LG) and Will (RG). Big V stayed at RT for his final two years at Haltom, while Kevin moved to C and Will moved to LG.

## POLYNESIAN ROOTS

Vaitai learned to play the guitar at a young age when his cousin taught him three chords. He plays by ear and does not read music. "Polynesians are very musically talented and they always play by ear. I also know how to play the ukulele, but prefer the guitar because it's bigger." Growing up, Vaitai and his family ate a lot of traditional Polynesian foods. "Roasted pig is a staple and spinach is a main ingredient in every dish.



## APPLIED LEARNING

Vaitai majored in criminal justice at TCU with a minor in social work. After his playing career is over, he wants to work for the Department of Homeland Security. In Fall 2015, Vaitai interned with Youth Advocate Programs, Inc., an agency that provides direct service to vulnerable and high-need youth and families. As a part of his internship, 'Big V' was paired with a sixth grader who suffered from severe ADHD. "My job was to mentor him and take him out after school. It was a very eye-opening experience. The hardest part of the job is having to shut down your feelings and emotions. You get exposed to serious and dire living conditions, but our only job is to be a big brother to the kids. We can't try to fix everything."

## CAREER HIGHLIGHTS (Continued)

- As a senior in 2015, was awarded with second-team All-Big 12 accolades after starting in 11 of 12 contests, anchoring an o-line that contributed to a 1,000-yard receiver and a 1,000-yard rusher in the same season for just the second time in TCU history
- Earned All-Big 12 second-team honors in 2014 after starting at right tackle for all 13 games. Was part of an offense that ranked second in the nation in scoring (46.5 ppg) and tied for fifth in total offense (533.0 ypg), in addition to setting single-season school records for points (604), passing yards (4,240), total yards (6,929), first downs (331) and plays (1,038)

## TRANSACTIONS

**2016** Drafted by PHI in 5th round (164th overall)  
Signed 4-year contract

VAITAI'S CAREER SERVICE					
			STARTS	OFF SNAPS	
Year	Team	GP/S	RT	No	Pct
2016	Philadelphia	7/6	6	423	37%
2017	Philadelphia	6/1	1	157	37%
<b>Totals</b>		<b>13/7</b>	<b>7</b>	---	---

# LB JOE WALKER 59



**6-2 | 236**  **2nd Year**  
**BORN: Dec. 11, 1992 (Age 24)**

**Palos Verdes,  
California**  
  
**Palos Verdes  
High School**



**Oregon**  
**D7c-16 (251st overall)**  
**by Philadelphia**



A three-year contributor at linebacker for the University of Oregon, **Joe Walker** was selected by the Philadelphia Eagles in the seventh round of the 2016 NFL Draft. Walker sustained a knee injury in the 2016 preseason and was placed on Injured Reserve on Aug. 28. Recognized as the Ducks' Most Improved Player as a junior in 2014, Walker was a two-time academic all-conference honorable mention choice who rounded out his career with 205 tackles, 17 TFLs and 5.0 sacks in 40 games played (21 starts).

## BIRDSEED

- Says that his favorite sports moment was Oregon's 59-20 victory over Florida State in the Rose Bowl (1/1/15). The win propelled the Ducks to the National Championship game
- Was a two-time all-Bay League standout at Palos Verdes (CA) High School, where he led the Sea Kings in tackles and also played fullback as a senior
- Is the son of Brett and Suellen Walker. Has two sisters and one brother

## COLLEGE HIGHLIGHTS

- Established career totals of 205 tackles, 17 TFLs and five sacks in 40 career games (21 starts) at Oregon
- Led the Ducks in tackles (87) and fumble recoveries (two) as a senior in 2015 after starting 12 games and earning academic all-conference honorable mention honors. Also had an interception and a fumble recovery for a touchdown
- Earned the Dudley Clarke Memorial Award as the Ducks' most improved player after racking up 81 tackles and scoring a 100-yard fumble recovery touchdown as a junior in 2014. Was also an honorable mention all-conference selection
- Transferred to Oregon following the 2012 season after playing at L.A. Harbor College for one season

## THREE STEP DROP

**Best player he has faced: Former Oregon Ducks teammate and current Titans QB Marcus Mariota**

**Hobbies: Golf**

**Desired talent: Ability to play the guitar or the piano**

**First job: Worked for a staging company during his first year of junior college**

**Favorite meal: Whatever his mom is cooking**

**Favorite athlete growing up: Kobe Bryant**

## TRANSACTIONS

**2016** Drafted by PHI in 7th round (251st overall)  
*Signed 4-year contract*  
**8/28/16** Placed on Injured Reserve (knee)

# LB JOE WALKER 59



## WALKER'S CAREER STATISTICS

			TACKLES					PASS DEFENSE						FUMBLES			DEF SNAPS		ST
Year	Team	GP/S	Total	Solo	Asst	TFL	Sacks	Int	Yds	Lg	TD	PD	Hur	FF	FR	Yds	No	Pct	No
2016	Philadelphia	0/0	INJURED RESERVE (KNEE)																
2017	Philadelphia	6/0	3	2	1	0.0	0.0	0	0	--	0	0	0	0	0	0	16	4%	1
<b>Totals</b>		<b>6/0</b>	<b>3</b>	<b>2</b>	<b>1</b>	<b>0.0</b>	<b>0.0</b>	<b>0</b>	<b>0</b>	<b>--</b>	<b>0</b>	<b>0</b>	<b>0</b>	<b>0</b>	<b>0</b>	<b>0</b>	<b>---</b>	<b>---</b>	<b>1</b>

## 2017 GAME-BY-GAME STATISTICS

Date	Opp	GP/S	Tot	Solo	Sk	Int	PD	FF	FR	Snaps	Pct	
9/10	at Was	W	1/0	0	0	0.0	0	0	0	0	0%	
9/17	at KC	L	1/0	0	0	0.0	0	0	0	0	0%	
9/24	NYG	W	1/0	1	1	0.0	0	0	0	3	4%	
10/1	at LAC	W	1/0	0	0	0.0	0	0	0	0	0%	
10/8	Ari	W	1/0	0	0	0.0	0	0	0	0	0%	
10/12	at Car	W	1/0	2	1	0.0	0	0	0	13	16%	
10/23	Was											
10/29	SF											
11/5	Den											
11/19	at Dal											
11/26	Chi											
12/3	at Sea											
12/10	at LAR											
12/17	at NYG											
12/25	Oak											
12/31	Dal											
<b>Totals</b>			<b>6/0</b>	<b>3</b>	<b>2</b>	<b>0.0</b>	<b>0</b>	<b>0</b>	<b>0</b>	<b>0</b>	<b>16</b>	<b>4%</b>



# G CHANCE WARMACK 67



6-2 | 323  5th Year  
BORN: Sept. 14, 1991 (Age 26)



★ Atlanta, Georgia

Westlake High School



Alabama

D1-13 (10th overall)  
by Tennessee

Acquired: FA (Ten) 2017

## BIRDSEED

- At Alabama, Warmack developed the custom of rolling up his jersey to just under the numbers as a way to stay cooler. Soon, the fad became known as “Warmacking,” and fans began posting photos on social media of their exposed bellies. Warmack highlighted the best fan photos with what he called “Warmackin’ Wednesdays”
- Warmack’s brother, Dallas, followed in his footsteps and is currently an offensive lineman at Alabama
- Warmack attended Westlake HS (Atlanta, GA), where he played with Panthers QB Cam Newton during his freshman and sophomore years



@chancewarmack



@warmackin



Chance Warmack was signed by the Philadelphia Eagles on March 10, 2017, after spending the first four seasons of his pro career with the Titans. Warmack was originally selected by Tennessee with the 10th-overall pick in the 2013 NFL Draft and has played in 48 career games (all starts at RG). The Atlanta native was a part of three national championship teams at Alabama, where he was tutored by Eagles OL coach Jeff Stoutland.

## TOP-5 OFFENSIVE LINEMEN

2013 NFL DRAFT



ERIC FISHER

1ST



LUKE JOECKEL

2ND



LANE JOHNSON

4TH



JONATHAN COOPER

7TH



CHANCE WARMACK

10TH

## CAREER HIGHLIGHTS

- With starts in all 16 games at RG in 2013, became the first Titans rookie offensive lineman to start every game since **Michael Roos** in 2005
- Became the first offensive lineman selected by the Titans/Oilers in the 1st round (10th overall) since tackle **Brad Hopkins** (13th overall) in 1993 and the first guard drafted with the club’s 1st-round choice since **Bruce Matthews** (9th overall) in 1983



## COLLEGE HIGHLIGHTS

- In a four-year career at Alabama, appeared in 45 games, including starts in his final 40 contests at LG. Credited with 49 TD-resulting blocks while clearing lanes for individual ball carries to record 25 performances of 100+ yards during his time in the starting lineup. Also totaled 316 key blocks/knockdowns for the Crimson Tide
- As a senior in 2012, was a unanimous first-team All-American selection while helping Alabama to a national championship, starting all 14 contests. Added All-SEC first-team accolades and was rated the best interior offensive lineman eligible for the 2013 NFL Draft by *The NFL Draft Report*. Paced a veteran-filled front wall with 37 pancakes, 128 key blocks/knockdowns and 19 TD-resulting blocks. Blocked for ten 100+ yard rushing performances, opening holes for a rushing offense that ranked 16th in the nation (227.5 yards per game), in addition to paving the way for the team's 445.5 yards per game in total offense
- As a junior in 2011, started all 13 games for the second consecutive season was named honorable mention All-America by *Pro Football Weekly* and second-team All-SEC by the league's coaches. Helped Alabama rank 16th nationally in rushing offense (214.5 yards per game), while blocking for eleven 100+ yard rushers
- As a sophomore in 2010, took over the first-string LG duties, starting all 13 games. Helped the Crimson Tide rank 22nd nationally in total offense (444.1 yards per game). Anchored an offensive line that provided time for the nation's No. 4 quarterback in passing efficiency



## TRANSACTIONS

- 2011** Drafted by TEN in 1st round (10th overall)  
Signed 4-year contract
- 3/10/17** Signed by PHI to 1-year contract

WARMACK'S CAREER SERVICE					
			STARTS	OFF SNAPS	
Year	Team	GP/S	LG	No	Pct
2013	Tennessee	16/16	16	1075	100%
2014	Tennessee	16/16	16	965	99%
2015	Tennessee	14/14	14	830	80%
2016	Tennessee	2/2	2	134	13%
2017	Philadelphia	3/1	1	87	21%
<b>Totals</b>		<b>51/49</b>	<b>49</b>	---	---

# S JAYLEN WATKINS 26



**5-11 | 194**  **3rd Year**  
**BORN: Nov. 27, 1991 (Age 25)**



**Cape Coral,  
Florida**

**Cape Coral  
High School**



**Florida**

**D4-14 (101st overall)**

**by Philadelphia**

**Acquired: PS-Buf-15**



Originally selected by the Eagles in the fourth round of the 2014 NFL Draft, **Jaylen Watkins** was a four-year letterman at the University of Florida. Watkins spent his rookie year with the Eagles and re-joined the team towards the end of the 2015 season after the Eagles signed him from the Buffalo Bills practice squad. In 2016, Watkins saw significant action on defense and set career highs with 51 tackles and 6 passes defended.

## CAREER HIGHLIGHTS

### 2016 - PHILADELPHIA EAGLES (16/4)

- Finished the season with career highs in tackles (51) and passes defended (6). Also tallied a career-high 4 tackles on special teams
- Logged single-game career highs in tackles (10) and passes defended (3) at NYG (11/6/16)
- Made his first NFL start at Dal. (10/30/16)

## COLLEGE HIGHLIGHTS

- Started 28 of 48 games at Florida (20 at cornerback, two at slot corner and his final six appearances at free safety). Recorded 133 tackles (4 for a loss) and 3 INTs, one of which he returned for a touchdown, during his collegiate tenure. Also finished his career ranked 11th in school history with 21 pass deflections
- Played both right cornerback and safety as a senior in 2013, recording a career-high 52 tackles, two tackles for loss and seven passes defended. Was also the recipient of the Gators' Gene Elleson Community Service Award

## TRANSACTIONS

- 2014** Drafted by PHI in 4th round (101st overall)  
*Signed 4-year contract*
- 9/5/15** Waived by PHI
- 9/8/15** Signed by BUF to the practice squad
- 11/27/15** Signed by PHI from the BUF practice squad

## THREE STEP DROP

**Hobbies: Reading, fishing, bowling**

**If he could play another sport: Baseball, outfielder, Miami Marlins**

**Three favorite throwback jerseys:  
Donovan McNabb, Philadelphia Eagles  
Deion Sanders, Atlanta Falcons  
Charles Woodson, Michigan**

**What he would do if not playing football:  
Attending graduate school**

**Biggest pet peeve:  
People chewing loudly**

**Best player he has faced:  
Odell Beckham Jr.**

**First job: Worked at the Boys & Girls  
Clubs a sophomore in high school**

**Favorite athlete as a kid:  
Donovan McNabb**

**Favorite movie: *Warrior***

**If he could be a superhero: Thor**



# S JAYLEN WATKINS 26



## WATKINS' CAREER STATISTICS

Year	Team	GP/S	TACKLES					PASS DEFENSE						FUMBLES			DEF SNAPS		ST
			Total	Solo	Asst	TFL	Sacks	Int	Yds	Lg	TD	PD	Hur	FF	FR	Yds	No	Pct	
2014	Philadelphia	4/0	3	3	0	0.0	0.0	0	0	--	0	1	0	0	0	0	30	3%	1
2015	Philadelphia	4/0	3	2	1	0.0	0.0	0	0	--	0	3	0	0	0	83	7%	3	
2016	Philadelphia	16/4	51	34	17	1.0	0.0	0	0	--	0	6	2	0	0	388	38%	4	
2017	Philadelphia	2/1	5	4	1	0.0	0.0	0	0	--	0	0	0	0	0	29	8%	1	
<b>Totals</b>		<b>26/5</b>	<b>62</b>	<b>43</b>	<b>19</b>	<b>1.0</b>	<b>0.0</b>	<b>0</b>	<b>0</b>	<b>--</b>	<b>0</b>	<b>10</b>	<b>2</b>	<b>0</b>	<b>0</b>	<b>---</b>	<b>---</b>	<b>9</b>	



## BROTHERLY LOVE

Watkins' younger brother, Sammy, was a first-round draft pick of the Buffalo Bills in 2014. Prior to their college games, the brothers would send each other words of encouragement. Sammy would never leave his room to head to the stadium until he texted Jaylen, "Play today like it's your last game." Jaylen always responded with "Play hard and be safe." The two brothers were reunited as teammates in 2015, when Jaylen signed to the Bills practice squad and spent nearly three months with Buffalo until he was re-signed by the Eagles.

## BIRDSEED

Watkins is the son of Brandy Green and Samuel Watkins III. Brandy is a second-grade teacher and Samuel is a truck driver. Watkins' brother, Sammy, plays for the Buffalo Bills. His cousin, Jeremy Ware, was selected by the Oakland Raiders in the seventh round of the 2010 NFL Draft.

Watkins recently married his long-time girlfriend Gerraka Lewis. The two met when Watkins was playing Pop Warner football and they both attended Cape Coral (FL) High School and the University of Florida.

Watkins, who earned his degree from Florida in family, youth and community science, played quarterback, wide receiver and defensive back in high school. As a senior in 2009, he passed for 1,230 yards and 13 TDs and rushing for 928 yards with 10 TDs. He also racked up 29 receptions for 461 yards and 5 TDs.

Watkins also ran track at Cape Coral and advanced to the Class-4A Track Championships in the 4x100 relay.

## CAPE CORAL HALL OF FAME

Before moving on to play at the University of Florida, Jaylen Watkins was a standout quarterback and wide receiver at Cape Coral (FL) High School. A 2010 graduate, Watkins returned to Cape Coral H.S. during the Eagles' 2016 bye week and was inducted into the school's Hall of Fame. During the game, Watkins had his No. 7 jersey retired and helped out on the Seahawks' sideline, as his alma mater defeated Ida Baker 46-36.



## LEE COUNTY LEGENDS

Lee County, FL (which houses Cape Coral and Fort Myers) has turned out a plethora of NFL talent, including Deion Sanders, Jevon Kearse and the Watkins brothers. "It was crazy for our hometown when Sammy and I got selected. We've had a lot of guys get drafted recently, but obviously not two brothers. Fort Myers isn't the biggest town, but it's put together a nice little bit of history on the football field. We had a few other guys selected [in 2015] with Tre Boston going to Carolina and Aaron Lynch heading to San Francisco."

# S JAYLEN WATKINS 26



2017 GAME-BY-GAME STATISTICS												
Date	Opp	GP/S	Tot	Solo	Sk	Int	PD	FF	FR	Snaps	Pct	
9/10	at Was	W	1/0	3	3	0.0	0	0	0	0	15	24%
9/17	at KC	L	1/1	2	1	0.0	0	0	0	0	14	26%
9/24	NYG	W	0/0	INACTIVE (HAMSTRING)								
10/1	at LAC	W	0/0	INACTIVE (HAMSTRING)								
10/8	Ari	W	0/0	INACTIVE (HAMSTRING)								
10/12	at Car	W	0/0	INACTIVE (HAMSTRING)								
10/23	Was											
10/29	SF											
11/5	Den											
11/19	at Dal											
11/26	Chi											
12/3	at Sea											
12/10	at LAR											
12/17	at NYG											
12/25	Oak											
12/31	Dal											
<b>Totals</b>			<b>2/1</b>	<b>5</b>	<b>4</b>	<b>0.0</b>	<b>0</b>	<b>0</b>	<b>0</b>	<b>0</b>	<b>29</b>	<b>8%</b>

2016 GAME-BY-GAME STATISTICS												
Date	Opp	GP/S	Tot	Solo	Sk	Int	PD	FF	FR	Snaps	Pct	
Sep 11	Cle	W	1/0	0	0	0.0	0	0	0	0	1	2%
Sep 19	at Chi	W	1/0	0	0	0.0	0	0	0	0	0	0%
Sep 25	Pit	W	1/0	0	0	0.0	0	1	0	0	3	5%
Oct 9	at Det	L	1/0	1	0	0.0	0	0	0	0	11	18%
Oct 16	at Was	L	1/0	0	0	0.0	0	0	0	0	1	1%
Oct 23	Min	W	1/0	7	5	0.0	0	1	10	0	46	61%
Oct 30	at Dal	L	1/1	1	1	0.0	0	0	0	0	15	19%
Nov 6	at NYG	L	1/1	10	7	0.0	0	3	0	0	61	95%
Nov 13	Atl	W	1/0	1	0	0.0	0	0	0	0	33	66%
Nov 20	at Sea	L	1/0	4	4	0.0	0	0	0	0	36	54%
Nov 28	GB	L	1/0	9	6	0.0	0	0	0	0	58	82%
Dec 4	at Cin	L	1/0	7	6	0.0	0	1	0	0	39	61%
Dec 11	Was	L	1/1	1	0	0.0	0	0	0	0	2	4%
Dec 18	at Bal	L	1/1	5	2	0.0	0	0	0	0	38	66%
Dec 22	NYG	W	1/0	5	3	0.0	0	0	0	0	37	42%
Jan 1	Dal	W	1/0	0	0	0.0	0	0	0	0	7	13%
<b>Totals</b>			<b>16/4</b>	<b>51</b>	<b>34</b>	<b>0.0</b>	<b>0</b>	<b>6</b>	<b>0</b>	<b>0</b>	<b>388</b>	<b>38%</b>

2015 GAME-BY-GAME STATISTICS												
Date	Opp	GP/S	Tot	Solo	Sk	Int	PD	FF	FR	Snaps	Pct	
SIGNED BY EAGLES FROM BILLS PRACTICE SQUAD (11/27)												
Dec 6	at NE	W	1/0	0	0	0.0	0	0	0	0	3	3%
Dec 13	Buf	W	1/0	0	0	0.0	0	0	0	0	0	0%
Dec 20	Ari	L	1/0	1	1	0.0	0	2	0	0	49	64%
Dec 26	Was	L	1/0	2	1	0.0	0	1	0	0	31	41%
Jan 3	at NYG	W	0/0	INACTIVE (SHIN)								
<b>Totals</b>			<b>4/0</b>	<b>3</b>	<b>2</b>	<b>0.0</b>	<b>0</b>	<b>3</b>	<b>0</b>	<b>0</b>	<b>83</b>	<b>7%</b>

CAREER HIGHS		
<b>Total Tackles</b>	10	11/6/16 at NYG
<b>Solo Tackles</b>	7	11/6/16 at NYG
<b>PDs</b>	3	11/6/16 at NYG



2014 GAME-BY-GAME STATISTICS												
Date	Opp	GP/S	Tot	Solo	Sk	Int	PD	FF	FR	Snaps	Pct	
Sep 7	Jax	W	0/0	INACTIVE (HAMSTRING)								
Sep 15	at Ind	W	0/0	INACTIVE								
Sep 21	Was	W	1/0	0	0	0.0	0	0	0	0	0	0%
Sep 28	at SF	L	0/0	INACTIVE								
Oct 5	StL	W	0/0	INACTIVE								
Oct 12	NYG	W	1/0	0	0	0.0	0	0	0	0	0	0%
Oct 26	at Ari	L	0/0	INACTIVE								
Nov 2	at Hou	W	1/0	0	0	0.0	0	0	0	0	0	0%
Nov 10	Car	W	0/0	INACTIVE								
Nov 16	at GB	L	0/0	INACTIVE								
Nov 23	Ten	W	0/0	INACTIVE								
Nov 27	at Dal	W	0/0	INACTIVE								
Dec 7	Sea	L	0/0	INACTIVE								
Dec 14	Dal	L	0/0	INACTIVE								
Dec 20	at Was	L	0/0	DID NOT PLAY								
Dec 28	at NYG	W	1/0	3	3	0.0	0	1	0	0	30	38%
<b>Totals</b>			<b>4/0</b>	<b>3</b>	<b>3</b>	<b>0.0</b>	<b>0</b>	<b>1</b>	<b>0</b>	<b>0</b>	<b>30</b>	<b>3%</b>

# QB CARSON WENTZ 11



**6-5 | 237**  **2nd Year**  
**BORN: Dec. 30, 1992 (Age 24)**

**Bismarck,  
North Dakota**



**Century  
High School**



**North Dakota State**  
**D1-16 (2nd overall)**  
**by Philadelphia**

## MOST PASSING YARDS

NFL PLAYERS IN 2017

1,959	Tom Brady (NE)
1,856	Carson Palmer (Ari.)
1,637	Alex Smith (KC)
1,633	Philip Rivers (LAC)
1,584	Carson Wentz (Phi.)

## THREE STEP DROP

**Hobbies:** Hunting, going to lakes, relaxing with friends and spending time with his golden retrievers (Henley & Jersey)

**Bucket list:** Hunting in Alaska

**First job:** Umpired youth baseball games

**If he could play another sport, what position:** Baseball, either as a closing pitcher or third baseman

**Favorite TV show:** *Friday Night Lights*

**Favorite movie:** *The Dark Knight Rises*

**Three favorite throwback jerseys:**  
**Walter Payton, Chicago Bears;**  
**Brett Favre, Minnesota Vikings;**  
**Roger Maris, New York Yankees**



Originally selected by the Eagles with the 2nd-overall pick in the 2016 NFL Draft, **Carson Wentz** established a franchise and all-time rookie record with 379 completions in his debut season. Wentz also threw for the 4th-most yards (3,782) in Eagles single-season history, trailing only **Donovan McNabb** in 2008 (3,916) and 2004 (3,875) and **Randall Cunningham** in 1988 (3,808).

## MOST PASSING TDs

NFL PLAYERS IN 2017

Deshaun Watson (Hou.)	15
Carson Wentz (Phi.)	13
Tom Brady (NE)	13
Aaron Rodgers (GB)	13

## HIGHEST PASSER RATING

NFL PLAYERS IN 2017

Alex Smith (KC)	119.2
Tom Brady (NE)	106.9
Kirk Cousins (Was.)	106.4
Aaron Rodgers (GB)	103.2
Drew Brees (NO)	103.2
Deshaun Watson (Hou.)	101.1
Carson Wentz (Phi.)	99.6

## CAREER HIGHLIGHTS

2017 - PHILADELPHIA EAGLES (6/6)

- Is tied with **Tom Brady** and **Aaron Rodgers** for the 2nd-most passing TDs (13) in the NFL, behind **Deshaun Watson** (15). His 13 TDs are tied for the 3rd-most by an Eagles QB through 6 games since 1950, trailing only **Norm Van Brocklin** in 1960 (14) and **Adrian Burk** in 1954 (14)
- Is the youngest NFL QB since 1950 to throw 13+ TDs and no more than 3 INTs in the first 6 games of the season






## CARSON WENTZ A01 FOUNDATION

In July 2017, Wentz launched the **Carson Wentz A01 Foundation**, a nonprofit with a mission to “demonstrate the love of God by providing opportunities and support for the less fortunate and those in need.” The foundation focuses on three main objectives that reflect some of Wentz’s deepest passions in life - his faith, his enthusiasm for the outdoors and his avid love for dogs.

- **Service dogs:** To support youth in the Philadelphia area by providing service dogs to assist with their development and quality of life
- **Hunting and outdoor opportunities:** To provide hunting and outdoor opportunities for individuals with physical challenges, the underserved and military veterans living in the Midwest
- **Underprivileged youth:** To care for and provide food, shelter and educational opportunities for underprivileged youth living abroad

“A01” stands for “*Audience of One*,” which is a motto that helps shape Wentz’s life. “It means living for the Lord as my audience, trying to glorify everything. It’s a good reminder for me every day.”

For more information on the Carson Wentz A01 Foundation, please visit: [www.A01foundation.org](http://www.A01foundation.org).




## MISSION OF HOPE

In May 2017, Wentz traveled to Port-au-Prince, Haiti, with **Mission of Hope**, a Christian organization that seeks transformative change for the people of Haiti. During the weekend-long mission, Wentz embraced a whole new culture while sharing his faith, playing with kids and helping paint homes in the community. The trip moved Wentz so much that he is already planning on going back.

“It was very eye-opening to see how much need there really is, and how they’re lacking so many things materialistically. But emotionally and mentally, it was one of the most joyful communities. It was one of the most joyful things I’ve seen.”

I think the biggest thing I learned about myself was life isn’t all about stuff. Going there and seeing it gave me an entirely different perspective just because they don’t have much at all.”



## MAN’S BEST FRIEND

Wentz has been a dog lover ever since getting his golden retriever, Henley, when he was in college at North Dakota State. Henley gave birth to eight puppies in November 2016. In total, nine golden retrievers lived in Wentz’s home for more than a month before he gave seven away to family and friends. Wentz kept one puppy and named him Jersey.

“I love dogs and being around them and getting to work with Jersey and train him to hopefully be a really good hunting dog. It’s a fun process getting away from everything else going on in life and just getting to spend time with them.”

## THE GUNSLINGER

Even though he grew up a Minnesota Vikings fan, Wentz idolized Green Bay Packers legend Brett Favre. “I loved watching Favre play. I loved his gunslinger mentality and just the way he had fun. He was fun to watch and he played the game and enjoyed it. I think he played it the right way.”

## FAMILY TIES

Wentz, who was born in Raleigh, NC, is the son of Doug Wentz and Cathy Anhalt. His father, Doug, played linebacker at Northern State University in Aberdeen, SD. His brother, Zach, was a four-year starting pitcher and infielder at North Dakota State, and his cousin, Conner, is currently a tight end for the Bison.



@cj\_wentz



@cj\_wentz11

# QB CARSON WENTZ 11



## WENTZ'S CAREER STATISTICS

Year	Team	GP/S	PASSING										RUSHING					OFF SNAPS	
			Att	Cmp	Pct	Yds	Y/A	TD	Int	Lg	Sk/Yd	Rate	Att	Yds	Avg	Lg	TD	No	Pct
2016	Philadelphia	16/16	607	379	62.4	3782	6.2	16	14	73t	33/213	79.3	46	150	3.3	17	2	1127	99%
2017	Philadelphia	6/6	207	126	60.9	1584	7.7	13	3	72t	16/80	99.6	32	133	4.2	24	0	424	100%
<b>Totals</b>		<b>22/22</b>	<b>814</b>	<b>505</b>	<b>62.0</b>	<b>5366</b>	<b>6.6</b>	<b>29</b>	<b>17</b>	<b>73t</b>	<b>49/293</b>	<b>84.4</b>	<b>78</b>	<b>283</b>	<b>3.6</b>	<b>24</b>	<b>2</b>	---	---

## ADDITIONAL CAREER STATISTICS

**Fumbles/Lost:** 19/5 - 2017 (5/2); 2016 (14/3) **Receptions:** 1 for 7 yards on 12/4/16 at Cin.



## CAREER HIGHLIGHTS (Continued)

- Is just the third NFL QB since 1950 to throw 13+ TDs and no more than 13 INTs through 6 games in their first or second season, joining **Carson Palmer** in 2005 (13-2) and **Kurt Warner** in 1999 (18-3)
- Joins **Donovan McNabb** in 2006 (13-2) and 2004 (13-3) as the only Eagles QBs to throw 13+ TDs and no more than 3 INTs in the first 6 games of the season
- Ranks 5th in the NFL in passing yards (1,584), behind **Tom Brady** (1,959), **Carson Palmer** (1,856), **Alex Smith** (1,637) and **Philip Rivers** (1,633)
- Joins **Michael Vick** in 2012 (1,632-205) and 2011 (1,573-372) and **Randall Cunningham** in 1989 (1,578-219) as the only Eagles QBs since 1950 to record 1,500+ passing yards and 125+ rushing yards through 6 games
- Has produced the 7th-best passer rating (99.6) in the NFL, behind **Alex Smith** (119.2), **Tom Brady** (106.9), **Kirk Cousins** (106.4), **Aaron Rodgers** (103.2), **Drew Brees** (103.2) and **Deshaun Watson** (101.1)
- Leads the NFL in third-down passing yards (642), passing yards per attempt (10.19), passing TDs (7), passer rating (130.5) and passing first-down percentage (55.6%)
- Finished 16-of-30 (53.3%) for 222 yards, 3 TDs, 0 INTs and a 110.7 passer rating in the 28-23 win at Car. (10/12/17). Became the first Eagles QB to post 3+ TDs and a 100+ passer rating in back-to-back games since **Nick Foles** in 2013
- Named the **Air and Ground Air Player of the Week** after posting a career-high 128.3 passer rating after throwing a career-high 4 TDs and recording his 7th career 300+ yard game (304) in the 34-7 win vs. Ari. (10/8/17)
- His 4 passing TDs against the Cardinals were the most by an Eagle in a single game since **Nick Foles** (7) on 11/3/13 at Oakland. At 24 years, 282 days old, became the youngest Eagle to throw 4+ TDs in a single game since **Donovan McNabb** (24 years, 15 days) on 12/10/00 at Cle. (also 4)
- Recorded 3 of his 4 passing TDs vs. Arizona in the first quarter, becoming the first Eagle to produce 3 passing TDs in the opening frame since at least 1991
- In the win against the Cardinals, finished 11-of-12 (91.7%) for 225 yards (18.8 avg.), 3 TDs and a 158.3 passer rating on third down. Marked the most third-down passing yards and third-down yards per attempt by an Eagle since at least 1991; the most third-down completions and highest third-down completion percentage by an Eagle since **Donovan McNabb** on 10/1/00 vs. Atlanta (11-of-11, 100.0%) (min. 10 attempts); and the most third-down passing TDs by an Eagle since McNabb on 11/27/08 vs. Arizona (also 3)

## CAREER HIGHS

<b>Pass Attempts</b>	60	12/4/16 at Cin.
<b>Completions</b>	36	12/4/16 at Cin.
<b>Passing Yards</b>	364	11/6/16 vs. NYG
<b>Yards/Attempt</b>	10.1	10/8/17 vs. Ari.
<b>Passing Long</b>	73t	9/25/16 vs. Pit.
<b>Passing TDs</b>	4	10/8/17 vs. Ari.
<b>Completion %</b>	75.8	10/9/16 at Det.
<b>Passer Rating</b>	128.3	10/8/17 vs. Ari.
<b>Rush Attempts</b>	6	5x, last: 10/12/17 at Car.
<b>Rushing Yards</b>	55	9/17/17 at KC
<b>Rushing Long</b>	24	9/17/17 at KC
<b>Rushing TDs</b>	1	2x, last: 12/18/16 at Bal.

## 300+ YARD GAMES (7)

Date	Opponent	Yards
11/6/16	at New York Giants (L, 23-28)	364
9/17/17	at Kansas City Chiefs (L, 20-27)	333
12/11/16	vs. Washington Redskins (L, 22-27)	314
12/4/16	at Cincinnati Bengals (L, 14-32)	308
9/10/17	at Washington Redskins (W, 30-17)	307
10/8/17	vs. Arizona Cardinals (W, 34-7)	304
9/25/16	vs. Pittsburgh Steelers (W, 34-3)	301

## 100+ RATING GAMES (5)

Date	Opponent	Rating
10/8/17	vs. Arizona Cardinals (W, 34-7)	128.3
9/25/16	vs. Pittsburgh Steelers (W, 34-3)	125.9
10/12/17	at Carolina Panthers (W, 28-23)	110.7
10/9/16	at Detroit Lions (L, 23-24)	102.8
9/11/16	vs. Cleveland Browns (W, 29-10)	101.0

# QB CARSON WENTZ 11



## 2017 GAME-BY-GAME STATISTICS

Date	Opp	GP/S	PASSING										RUSHING					SNAPS		
			Att	Cmp	Pct	Yds	Y/A	TD	Int	Lg	Sk/Yd	Rat	Att	Yds	Avg	Lg	TD	No	Pct	
Sep 10	at Was	W	1/1	39	26	66.7	307	7.9	2	1	58t	2/9	96.8	4	6	1.5	4	0	68	100%
Sep 17	at KC	L	1/1	46	25	54.3	333	7.2	2	1	53	6/34	83.0	4	55	13.8	24	0	72	100%
Sep 24	NYG	W	1/1	31	21	67.7	176	5.7	1	0	19	3/15	92.9	6	22	3.7	11	0	76	100%
Oct 1	at LAC	W	1/1	31	17	54.8	242	7.8	1	0	38	1/2	91.1	6	14	2.3	12	0	79	100%
Oct 8	Ari	W	1/1	30	21	70.0	304	10.1	4	1	72t	1/7	128.3	6	11	1.8	7	0	67	100%
Oct 12	at Car	W	1/1	30	16	53.3	222	7.4	3	0	37	3/13	110.7	6	25	4.2	21	0	62	100%
Oct 23	Was																			
Oct 29	SF																			
Nov 5	Den																			
Nov 19	at Dal																			
Nov 26	Chi																			
Dec 3	at Sea																			
Dec 10	at LAR																			
Dec 17	at NYG																			
Dec 25	Oak																			
Dec 31	Dal																			
<b>Totals</b>			<b>6/6</b>	<b>207</b>	<b>126</b>	<b>60.9</b>	<b>1584</b>	<b>7.7</b>	<b>13</b>	<b>3</b>	<b>72t</b>	<b>16/80</b>	<b>99.6</b>	<b>32</b>	<b>133</b>	<b>4.2</b>	<b>24</b>	<b>0</b>	<b>424</b>	<b>100%</b>

Eagles Executive Vice President of Football Operations Howie Roseman on Carson Wentz's character

“When you talk about Carson, you're talking about a blue-collar quarterback. This guy has incredible work ethic. He's got incredible passion. He fits into this city, into the personality of this city, and you see that when he plays.”



## CAREER HIGHLIGHTS (Continued)

- Totaled 333 passing yards and a career-high 55 rushing yards at KC (9/7/17), joining **Michael Vick** (11/15/10 at Was.; 10/2/11 vs. SF) as the only Eagles QBs to throw for 325+ yards and run for 50+ yards in a single game
- Connected with **Nelson Agholor** on a 58-yard TD on the opening drive at Was. (9/10/17). Marked the 2nd-longest TD pass of his NFL career (73 yards to **Darren Sproles** on 9/25/16 vs. Pit.)

### 2016 - PHILADELPHIA EAGLES (16/16)

- Set a franchise and NFL rookie record with 379 completions
- Also posted Eagles rookie records in pass attempts (607), passing yards (3,782), completion percentage (62.4%), passing TDs (16) and passer rating (79.3)
- Produced the 4th-most passing yards (3,782) in Eagles single-season history, behind **Donovan McNabb** in 2008 (3,916) and 2004 (3,875) and **Randall Cunningham** in 1988 (3,808). His 3,782 passing yards were the 4th-highest total in NFL rookie history, trailing only **Andrew Luck** in 2012 (4,374), **Cam Newton** in 2011 (4,051) and **Jameis Winston** in 2015 (4,042)
- Became the first Eagles QB to start all 16 regular-season games since **Donovan McNabb** in 2008

### GAME-WINNING DRIVES (2)

Date	Opponent	Score	Final
9/24/17	vs. New York Giants	13-15	24-15
11/13/16	vs. Atlanta Falcons	24-24	27-24



# C/G STEFEN WISNIEWSKI 61



**6-3 | 305**  **6th Year**  
**BORN: March 22, 1989 (Age 28)**

**Pittsburgh,  
Pennsylvania**



**Central Catholic  
High School**



**Penn State**  
**D2-11 (48th overall)**  
**by Oakland**  
**Acquired: FA (Jax) 2016**

## THREE STEP DROP

**Biggest influence: His father, Leo, who also played at Penn State and was selected by the Baltimore Colts in the 1982 NFL Draft**


**First jersey: His uncle, Steve, who was an eight-time Pro Bowler and two-time All-Pro selection at guard with the L.A. Rams and Oakland Raiders (1989-2001)**

**Best player he has faced: Dontari Poe**

**Best part of playing offensive line:**  
**"It's the strongest community and it's a genuine unit. There's a real camaraderie on the offensive line."**

**Most challenging aspect of the o-line:**  
**"It's an unnatural position. When you pass block, you're moving backward trying to stop someone coming at you at full force. It takes a lot of training."**

**Position he'd like to play: Defensive end**



Originally a 2nd-round draft pick of the Oakland Raiders in 2011, **Stefen Wisniewski** (pronounced STEF-in wiz-NEW-skee) originally signed with the Eagles as a free agent during the 2016 offseason and re-signed with the club in 2017 on a three-year deal. The versatile lineman out of Penn State played in all 16 games for the Eagles in 2016 and made 6 starts at LG.

## CAREER HIGHLIGHTS

- Has played in 99 NFL games with 86 starts during his seven-year career. Versatility has allowed him to start 24 games at LG and 62 games at C
- Proved to be a key reserve on the Eagles offensive line in his first season with the club in 2016. Played in all 16 games and made 6 starts at LG. Made his first start of the season at LG at NYG (11/6/16), marking the first time he started a game at the guard position since his rookie year in 2011
- In 2015, started all 16 games at center for the Jacksonville Jaguars and helped protect second-year QB **Blake Bortles**, who set career highs in completions (355), passing yards (4,428) and TD passes (35)
- Despite suffering a torn labrum in 2014, battled through the injury to start all 16 games at center for the Raiders and allowed just 1.5 sacks on the season. Protected Raiders QB **Derek Carr** as the rookie posted the second-most completions (348) and the fifth-most passing touchdowns (21) by a rookie in NFL history
- After playing left guard as a rookie, made the transition to center during the 2012 offseason and started 15 games at the position for the Raiders after missing the season opener with a calf injury
- Started all 16 games at left guard for Oakland as a rookie and was named to the *Pro Football Weekly* All-Rookie Team. Was a part of an offensive line that surrendered a single-season franchise-low 25 sacks, marking the third-lowest total in the league

# C/G STEFEN WISNIEWSKI 61



## FOOTBALL IS FAMILY

Stefen's father, Leo Wisniewski (pictured left), was selected by the Baltimore Colts with the 1st pick in the 2nd round of the 1982 NFL Draft (28th overall) and played NT in the league for three seasons (1982-1984). Leo played in 36 games for the Colts and compiled 14.5 sacks, including a career-high 7 in 1984, the first year the Colts played in Indianapolis. Like Stefen, Leo played collegiately at Penn State where he earned three letters for the Nittany Lions and served as a team captain as a senior in 1981.

The NFL ties do not stop with Stefen's father, as his uncle, Steve Wisniewski (pictured right), was an eight-time Pro Bowler and two-time first-team all-pro as a guard for the Raiders from 1989-1991. Seven years after his older brother Leo was selected with the 1st pick of the 2nd round, Steve also became the 1st pick of the 2nd round (29th overall) when he was selected by the Dallas Cowboys in the 1989 NFL Draft. Cowboys rookie head coach Jimmy Johnson immediately traded Steve to the Raiders in exchange for 2nd-round, 3rd-round and 5th-round selections, one of which (2nd round, 39th overall) he used to select current FOX analyst and former FB Daryl Johnston. Like brother Leo and nephew Stefen, Steve played collegiately at Penn State. Steve is pictured below playing in the 1998 Pro Bowl.

## HOMeward BOUND

After signing with the Eagles in the 2016 offseason, Wisniewski returns to his home state of Pennsylvania, where he spent the majority of his early football career. A native of Pittsburgh, PA, he was a two-time 1st-team all-state selection at Central Catholic (PA) High School. Wisniewski went on to play collegiately at Penn State, where he earned four letters for the Nittany Lions and was named first-team All-American as a senior in 2010.

## BIRDSEED

A native of Pittsburgh, PA, Wisniewski played for coach Terry Trotten at Central Catholic (PA) High School, where he was a two-time first-team all-state selection. In addition to playing football, Wisniewski also lettered on the school's wrestling team and was a member of the National Honor Society. Wisniewski compiled a perfect 4.0 GPA twice at Penn State. He is the son of Leo and Cindy Wisniewski and has one sister, Sarah.

## COLLEGE HIGHLIGHTS

- Earned four letters for the Penn State Nittany Lions and became the first student-athlete in school history to be named an ESPN Academic All-American three times (2008-2010). Appeared in 46 games with 39 starts
- Started all 13 games at right guard as a senior in 2010 and was named a first-team All-American
- Made the switch from guard to center for the 2009 season and started every game for the Nittany Lions, playing 905 snaps and earning first-team All-Big Ten recognition from the coaches and media. Also earned third-team All-American honors from *Collegefootballnews.com*
- Played in eight games with one start at right guard as a true freshman in 2007 and became the first true freshman to start a game on the Penn State offensive line since 1999. Was just one of two true freshmen to see action during the season and was named to *The Sporting News* Freshman All-Big Ten team

## TRANSACTIONS

- 2011** Drafted by OAK in 2nd round  
Signed 4-year contract
- 4/19/15** Signed by JAX to a 1-year contract
- 4/4/16** Signed by PHI to a 1-year contract
- 3/10/17** Agreed to terms with PHI on a 3-year contract

WISNIEWSKI'S CAREER SERVICE						
			STARTS		OFF SNAPS	
Year	Team	GP/S	LG	C	No	Pct
2011	Oakland	16/16	15	1	---	---
2012	Oakland	15/15	0	15	1008	93%
2013	Oakland	14/14	0	14	904	87%
2014	Oakland	16/16	0	16	1013	98%
2015	Jacksonville	16/16	0	16	1058	100%
2016	Philadelphia	16/6	6	0	607	54%
2017	Philadelphia	6/3	3	0	197	46%
<b>Totals</b>		<b>99/86</b>	<b>24</b>	<b>62</b>	---	---

# PHILADELPHIA 30, WASHINGTON 17

SUNDAY, SEPTEMBER 10, 2017 - FEDEXFIELD



## POST-GAME NOTES

### EAGLES ON OPENING DAY

- The Eagles have won 8 of their last 10 season openers, including 6 of their last 7. The Eagles have scored the most opening day points (294) in the NFL since 2008. The Eagles have won 4 straight opening day games against NFC East opponents since 2000.

### CARSON WENTZ THROWS FOR 300 YARDS, 2 TDS

- Carson Wentz became the first QB in Eagles history to throw a TD pass on the first drive of the season in consecutive years. Wentz is the 4th QB to win his first two opening day starts with the Eagles since 1950, joining Michael Vick (2011-12), Norm Snead (1964-65) and Adrian Burk (1951-52).

### STOUT DEFENSE

- Fletcher Cox became the first Eagles player to post a sack, forced fumble and TD in a game since Chris Clemons (12/28/2008 vs. Dal).
- Brandon Graham recorded his first strip-sack of the season, which led to a 20-yard fumble recovery for TD by Cox.
- Jordan Hicks recovered the fumble on Cox's first-quarter sack. Hicks has recorded 12 takeaways (7 INTs, 5 FRs) in his first 25 career NFL games.
- Jalen Mills recorded his 1st-career INT when he picked off Kirk Cousins on a fourth-quarter, third-down red zone pass intended for Jamison Crowder.

### MORE NOTES FROM THE GAME

- Trey Burton notched the 2nd special teams fumble recovery of his NFL career on a muffed punt.
- Nelson Agholor helped give the Eagles a 7-0 lead in the first quarter when he caught a career-long 58-yard TD pass from Wentz.



### TEAM STATISTICS

	PHILADELPHIA	WASHINGTON
First Downs	19	16
Net Yards Gained	356	264
Rushes/Yards	24/58	17/64
Net Yards Passing	298	200
Att/Comp/INT	39/26/1	40/23/1
Sacked/Yards Lost	2/9	4/40
Punts/Average	4/42.5	4/40.5
Fumbles/Lost	1/1	3/3
Penalties/Yards	8/76	2/15
Time of Possession	34:16	25:44
3rd-Down Efficiency	8/14	3/11
Turnover Ratio	+2	-2

### SCORING RECAP

Team	Qtr.	Time	Play Description (Extra Point) (Drive Info)	Eagles	Redskins
Eagles	1	11:28	N.Agholor 58 yd. pass from C.Wentz (C.Sturgis kick) (3-56, 1:07)	7	0
Eagles	2	13:23	L.Blount 1 yd. pass from C.Wentz (kick failed, wl) (8-39, 4:20)	13	0
Redskins	2	8:30	R.Kerrigan 24 yd. interception return (D.Hopkins kick)	13	7
Redskins	2	1:17	C.Thompson 29 yd. pass from K.Cousins (D.Hopkins kick) (8-69, 2:39)	13	14
Eagles	2	0:00	C.Sturgis 50 yd. Field Goal (10-43, 1:17)	16	14
Eagles	3	10:38	C.Sturgis 42 yd. Field Goal (9-51, 4:22)	19	14
Redskins	3	2:06	D.Hopkins 33 yd. Field Goal (16-66, 8:32)	19	17
Eagles	4	1:59	C.Sturgis 37 yd. Field Goal (6-33, 3:47)	22	17
Eagles	4	1:29	F.Cox 20 yd. fumble return (C.Wentz-A.Jeffery pass)	30	17

### EAGLES INDIVIDUAL STATISTICS

<b>RUSHING:</b> L.Blount 14-46, C.Wentz 4-6, W.Smallwood 4-4, D.Sproles 2-2
<b>RECEIVING:</b> Z.Ertz 8-93, N.Agholor 6-86-1TD, D.Sproles 5-43, A.Jeffery 3-38, T.Smith 1-30, B.Celek 1-11, W.Smallwood 1-5, L.Blount 1-1-1TD
<b>PASSING:</b> C.Wentz 26-39-307-2TDs-1
<b>INTERCEPTIONS:</b> J.Mills 1-15
<b>SACKS:</b> B.Graham 2.0, F.Cox 1.0, T.Jernigan 1.0
<b>FIELD GOALS:</b> C.Sturgis (50G, 42G, 37G)

### REDSKINS INDIVIDUAL STATISTICS

<b>RUSHING:</b> R.Kelley 10-30, K.Cousins 4-30, C.Thompson 3-4
<b>RECEIVING:</b> T.Pryor 6-66, J.Reed 5-36, R.Grant 4-61, C.Thompson 4-52-1TD, J.Crowder 3-14, B.Quick 1-11
<b>PASSING:</b> K.Cousins 23-40-240-1TD-1
<b>INTERCEPTIONS:</b> R.Kerrigan 1-24-1TD
<b>SACKS:</b> P.Smith 1.0, M.Ioannidis 0.5, R.Kerrigan 0.5
<b>FIELD GOALS:</b> D.Hopkins (33G)



# PHILADELPHIA 20, KANSAS CITY 27

SUNDAY, SEPTEMBER 17, 2017 - ARROWHEAD STADIUM



## POST-GAME NOTES

### ERTZ REACHES 3,000 RECEIVING YARDS

- Zach Ertz eclipsed 3,000+ receiving yards (now 3,030) in just his 63rd career game, tying Tony Gonzalez (1997-2000) for the 9th-fastest pace by an NFL TE to reach that milestone since the 1970 merger. Among NFL TEs in that span, only Kellen Winslow Sr. (45, 1979-83), Rob Gronkowski (47, 2010-14), Jimmy Graham (49, 2010-14), Kellen Winslow Jr. (55, 2004-10), Antonio Gates (56, 2003-07), Mark Bavaro (60, 1985-89), Bob Tucker (60, 1970-74) and Jeremy Shockey (62, 2002-06) have posted 3,000+ receiving yards in fewer games.
- Ertz finished the game with 5 catches for 97 yards (19.4 avg.). Ertz has recorded 90+ receiving yards in three straight games, which is the longest active streak in the NFL.

### EIGHT SACKS THROUGH TWO GAMES

- The Eagles have recorded 8.0 sacks in the first two games of the season. That is their highest total through the season's first two games since 2011 (9.0).
- Fletcher Cox now has 30.5 career sacks, which are the 4th-most ever by an Eagles interior defensive lineman, trailing only Andy Harmon (39.5, 1991-97), Ken Clarke (32.5, 1978-87) and Corey Simon (32.0, 2000-04).
- Chris Long registered his first sack as an Eagle in the third quarter. Long has produced the 7th-most sacks (59.5) among active NFL defensive ends since 2008.

### MORE FROM THE GAME

- Donnie Jones played in his 200th career game. Jones has played in 194 consecutive contests, which is the 4th-longest active streak in the NFL, behind Shane Lechler (240), Jason Witten (220\*) and Eli Manning (200\*).



## TEAM STATISTICS

	PHILADELPHIA	KANSAS CITY
First Downs	27	16
Net Yards Gained	406	344
Rushes/Yards	17/107	19/112
Net Yards Passing	299	232
Att/Comp/INT	46/25/1	28/21/0
Sacked/Yards Lost	6/34	4/19
Punts/Average	4/42.3	5/45.4
Fumbles/Lost	3/1	0/0
Penalties/Yards	4/30	5/40
Time of Possession	30:49	29:11
3rd-Down Efficiency	8/15	5/12
Turnover Ratio	-2	+2

## SCORING RECAP

Team	Qtr.	Time	Play Description (Extra Point) (Drive Info)	Eagles	Chiefs
Chiefs	1	11:22	C.Santos 34 yd. Field Goal (8-73, 3:38)	0	3
Eagles	1	4:28	J.Elliott 34 yd. Field Goal (11-58, 6:54)	3	3
Chiefs	2	0:17	C.Santos 39 yd. Field Goal (4-3, 0:49)	3	6
Eagles	3	4:08	A.Jeffery 16 yd. pass from C.Wentz (J.Elliott kick) (7-81, 4:20)	10	6
Chiefs	3	1:20	K.Hunt 53 yd. run (C.Santos kick) (5-83, 2:48)	10	13
Eagles	4	11:57	J.Elliott 40 yd. Field Goal (10-44, 4:23)	13	13
Chiefs	4	6:25	T.Kelce 15 yd. pass from A.Smith (C.Santos kick) (5-31, 2:51)	13	20
Chiefs	4	2:14	K.Hunt 2 yd. run (C.Santos kick) (6-56, 3:13)	13	27
Eagles	4	0:08	N.Agholor 9 yd. pass from C.Wentz (J.Elliott kick) (13-75, 2:06)	20	27

## EAGLES INDIVIDUAL STATISTICS

**RUSHING:** C.Wentz 4-55, D.Sproles 10-48, W.Smallwood 3-4

**RECEIVING:** A.Jeffery 7-92-1TD, Z.Ertz 5-97, T.Smith 4-66, M.Hollins 3-32, D.Sproles 2-30, T.Burton 1-10, N.Agholor 1-9-1TD, L.Blount 1-0, W.Smallwood 1--3

**PASSING:** C.Wentz 25-46-333-2TDs-1

**INTERCEPTIONS:** None

**SACKS:** F.Cox 1.0, M.Kendricks 1.0, C.Long 1.0, B.Graham 0.5, T.Jernigan 0.5

**FIELD GOALS:** J.Elliott (34G, 30WL, 40G)

## CHIEFS INDIVIDUAL STATISTICS

**RUSHING:** K.Hunt 13-81-2TDs, A.Smith 4-21, T.Hill 1-6, A.Wilson 1-4

**RECEIVING:** T.Kelce 8-103-1TD, C.Conley 4-55, T.Hill 4-43, K.Hunt 3-28, A.Wilson 2-22

**PASSING:** A.Smith 21-28-251-1TD-0

**INTERCEPTIONS:** C.Jones 1--3

**SACKS:** C.Jones 3.0, D.Ford 1.0, J.Houston 1.0, B.Logan 1.0

**FIELD GOALS:** C.Santos (34G, 39G)

# PHILADELPHIA 27, N.Y. GIANTS 24

SUNDAY, SEPTEMBER 24, 2017 - LINCOLN FINANCIAL FIELD



## POST-GAME NOTES

### ELLIOTT MAKES HISTORY

- Jake Elliott connected on a franchise-record 61-yard FG as time expired to give the Eagles a 27-24 home victory. Elliott converted back-to-back FGs of 46 and 61 yards in the last 51 seconds of the game to erase a 24-21 deficit.
- Elliott's 61-yard FG is tied for the 7th-longest FG in NFL history, trailing only Matt Prater (64 yards on 12/8/13 vs. Tennessee), David Akers (63 yards on 9/9/12 at Green Bay), Sebastian Janikowski (63 yards on 9/12/11 at Denver), Jason Elam (63 yards on 10/25/98 vs. Jacksonville), Tom Dempsey (63 yards on 11/8/70 vs. Detroit) and Matt Bryant (62 yards on 10/22/06 vs. Philadelphia). It is also tied for the 3rd-longest walk-off FG in NFL history, behind Dempsey and Bryant.
- Elliott's 61-yard FG is also the longest ever by an NFL rookie, breaking the record of 60 set by Greg Zuerlein on 9/30/12 vs. Seattle.

### EAGLES RUSH FOR 193 YARDS

- The Eagles totaled season highs in rush attempts (39) and rushing yards (193). The last time Philadelphia had at least 39 rush attempts in a single game was on 11/27/14 at Dallas (45 attempts for 256 yards and 2 TDs in a 33-10 victory). The Eagles' 193 rushing yards were their most in a single game since 11/13/16 vs. Atlanta (38 attempts for 208 yards and 2 TDs in a 24-15 victory).

### MORE FROM THE GAME

- Rasul Douglas registered his first career INT in the first quarter, becoming the first Eagle to record an INT within his first two career games since Nate Allen in 2010.
- The Eagles' 37:32 time of possession was their highest since 11/13/16 vs. Atlanta (38:10).



### TEAM STATISTICS

	N.Y. GIANTS	PHILADELPHIA
First Downs	21	24
Net Yards Gained	415	354
Rushes/Yards	17/49	39/193
Net Yards Passing	366	161
Att/Comp/INT	47/35/2	31/21/0
Sacked/Yards Lost	0/0	3/15
Punts/Average	4/38.5	4/45.5
Fumbles/Lost	0/0	1/1
Penalties/Yards	10/137	9/103
Time of Possession	22:28	37:32
3rd-Down Efficiency	3/10	5/14
Turnover Ratio	-1	+1

### SCORING RECAP

Team	Qtr.	Time	Play Description (Extra Point) (Drive Info)	Giants	Eagles
Eagles	2	9:29	L.Blount 1 yd. run (J.Elliott kick) (18-90, 9:34)	0	7
Eagles	3	5:15	Z.Ertz 3 yd. pass from C.Wentz (J.Elliott kick) (7-54, 3:43)	0	14
Giants	4	12:39	O.Beckham 10 yd. pass from E.Manning (A.Rosas kick) (5-55, 2:10)	7	14
Giants	4	10:53	O.Beckham 4 yd. pass from E.Manning (A.Rosas kick) (4-33, 1:20)	14	14
Giants	4	7:12	S.Shepard 77 yd. pass from E.Manning (A.Rosas kick) (2-78, 0:40)	21	14
Eagles	4	5:40	C.Clement 15 yd. run (J.Elliott kick) (4-75, 1:32)	21	21
Giants	4	3:08	A.Rosas 41 yd. FG (7-52, 2:32)	24	21
Eagles	4	0:51	J.Elliott 46 yd. FG (8-47, 2:17)	24	24
Giants	4	0:00	J.Elliott 61 yd. FG (3-19, 0:13)	24	27

### EAGLES INDIVIDUAL STATISTICS

**RUSHING:** W.Smallwood 12-71, L.Blount 12-67-1TD, C.Clement 6-22-1TD, C.Wentz 6-22, D.Sproles 3-11

**RECEIVING:** Z.Ertz 8-55-1TD, A.Jeffery 4-56, T.Smith 4-29, N.Agholor 2-20, T.Burton 2-7, W.Smallwood 1-9

**PASSING:** C.Wentz 21-31-176-1TD-0

**INTERCEPTIONS:** R.Douglas 1-0, P.Robinson 1-0

**SACKS:** None

**FIELD GOALS:** J.Elliott (52WL, 46G, 61G)

### GIANTS INDIVIDUAL STATISTICS

**RUSHING:** P.Perkins 9-22, O.Darkwa 7-22, S.Vereen 1-5

**RECEIVING:** O.Beckham 9-79-2TDs, B.Marshall 8-66, S.Shepard 7-133-1TD, E.Engram 5-45, S.Vereen 2-18, P.Perkins 2-8, O.Darkwa 1-11, R.Lewis 1-6

**PASSING:** E.Manning 35-47-366-3TDs-2

**INTERCEPTIONS:** None

**SACKS:** J.Bromley 1.0, D.Kennard 1.0, O.Vernon 1.0

**FIELD GOALS:** A.Rosas (41G)

# PHILADELPHIA 26, L.A. CHARGERS 24

SUNDAY, OCTOBER 1, 2017 - STUBHUB CENTER



## POST-GAME NOTES

### RUSHING TO VICTORY

- The Eagles' 214 rushing yards marked the team's highest single-game total since 11/27/14 at Dallas (256 - W, 33-10).
- LeGarrette Blount led Philadelphia with a season-high 136 yards on 16 attempts (8.5 avg.). Blount's 136 yards marked the 5th-highest rushing total of his career. Blount became the first Eagle to rush for 136+ yards in a single game since LeSean McCoy on 11/27/14 at Dallas (159 - W, 33-10).

### CONSECUTIVE FIELD GOALS

- Jake Elliott booted the Eagles to leads of 10-0, 13-0, 16-7 and 19-10 with FGs from 45, 40, 53 and 47 yards. Elliott has now made 6 consecutive FG attempts, all of which have been from 40+ yards (46, 61, 45, 40, 53, 47). During that stretch, Elliott's made FGs are averaging 48.7 yards in distance.

### TIME OF POSSESSION

- Philadelphia turned in a time of possession of 39:18, which was its highest single-game figure since 9/11/16 vs. Cleveland (39:20 - W, 29-10). The Eagles posted a 37:00+ time of possession in consecutive games (37:32 in Week 3 vs. NYG) for the first time since 10/16/11-10/30/11.

### TOTAL NET YARDS

- Philadelphia's 454 total net yards were the club's most in a single game since 11/8/15 at Dallas (459 - W, 33-27).

### MORE FROM THE GAME

- The Eagles returned to the Los Angeles area for the first time since 9/23/90, when they defeated the Rams, 27-21, at Anaheim Stadium.



## TEAM STATISTICS

	PHILADELPHIA	L.A. CHARGERS
First Downs	26	18
Net Yards Gained	454	400
Rushes/Yards	42/214	13/58
Net Yards Passing	240	342
Att/Comp/INT	31/17/0	38/22/0
Sacked/Yards Lost	1/2	2/5
Punts/Average	2/47.5	4/47.8
Fumbles/Lost	1/0	2/1
Penalties/Yards	9/58	9/39
Time of Possession	39:18	20:42
3rd-Down Efficiency	9/16	5/10
Turnover Ratio	+1	-1

## SCORING RECAP

Team	Qtr.	Time	Play Description (Extra Point) (Drive Info)	Eagles	Chargers
Eagles	1	8:00	A.Jeffery 8 yd. pass from C.Wentz (J.Elliott kick) (6-68, 4:44)	7	0
Eagles	1	0:05	J.Elliott 45 yd. FG (11-65, 5:35)	10	0
Eagles	2	6:42	J.Elliott 40 yd. FG (11-58, 5:15)	13	0
Chargers	2	6:32	Ty.Williams 75 yd. pass from P.Rivers (Y.Koo kick) (1-75, 0:10)	13	7
Eagles	2	4:08	J.Elliott 53 yd. FG (8-40, 2:24)	16	7
Chargers	2	0:00	Y.Koo 28 yd. FG (8-77, 0:56)	16	10
Eagles	3	0:55	J.Elliott 47 yd. FG (13-60, 6:51)	19	10
Chargers	4	13:42	A.Ekeler 35 yd. run (Y.Koo kick) (7-75, 2:13)	19	17
Eagles	4	9:14	W.Smallwood 3 yd. run (J.Elliott kick) (7-75, 4:28)	26	17
Chargers	4	6:44	H.Henry 4 yd. pass from P.Rivers (Y.Koo kick) (8-75, 2:30)	26	24

## EAGLES INDIVIDUAL STATISTICS

**RUSHING:** L.Blount 16-136, W.Smallwood 10-34-1TD, C.Clement 10-30, C.Wentz 6-14

**RECEIVING:** Z.Ertz 5-81, W.Smallwood 4-45, N.Agholor 3-58, A.Jeffery 3-29-1TD, L.Blount 1-20, T.Smith 1-9

**PASSING:** C.Wentz 17-31-242-1TD-0

**INTERCEPTIONS:** None

**SACKS:** B.Allen 1.0, C.Long 1.0

**FIELD GOALS:** J.Elliott (45G, 40G, 53G, 47G)

## CHARGERS INDIVIDUAL STATISTICS

**RUSHING:** A.Ekeler 1-35-1TD, M.Gordon 10-22, B.Oliver 2-1

**RECEIVING:** K.Allen 5-138, Ty.Williams 5-115-1TD, A.Gates 3-18, A.Ekeler 2-23, T.Benjamin 2-21, H.Henry 2-16-1TD, M.Gordon 1-7, D.Inman 1-7, B.Oliver 1-2

**PASSING:** P.Rivers 22-38-347-2TDs-0

**INTERCEPTIONS:** NONE

**SACKS:** D.Philon 1.0

**FIELD GOALS:** Y.Koo (28G)



# PHILADELPHIA 34, ARIZONA 7

SUNDAY, OCTOBER 8, 2017 - LINCOLN FINANCIAL FIELD



## POST-GAME NOTES

### CARSON WENTZ'S CAREER DAY

- Carson Wentz threw for a career-high 4 TDs, including 3 in the first quarter (previous career high was 2). Wentz's 4 passing TDs were the most by an Eagle in a single game since Nick Foles on 11/3/13 at Oakland (7). Wentz (24 years, 282 days) became the youngest Eagle to throw 4+ TDs in a single game since Donovan McNabb (24 years, 15 days) on 12/10/00 at Cleveland (also 4). Wentz became the first Eagle to record 3 first-quarter passing TDs since at least 1991.
- On third down, Wentz went 11-of-12 (91.7%) for 225 yards (18.8 avg.), 3 TDs, 9 first downs and a 158.3 passer rating (all single-game bests by an NFL QB on third down in 2017). His third-down passing yards and yards per attempt were the most by an Eagle since at least 1991 and he recorded the most third-down completions and highest third-down completion percentage by an Eagle since Donovan McNabb on 10/1/00 vs. Atlanta (11-of-11, 100.0%) (min. 10 attempts). Additionally, Wentz recorded the most third-down passing TDs by an Eagle since McNabb on 11/27/08 vs. Arizona (also 3)

### FIRST-QUARTER SCORING

- Philadelphia opened with 3 consecutive TD drives (all passing TDs) in the first 14:17 of the game, giving the Eagles an early 21-0 advantage. Philadelphia scored 21+ points in the first quarter for the sixth time since 1950, last doing so on 12/22/13 vs. Chicago (also 21).

### MORE FROM THE GAME

- Nelson Agholor finished with a career-high 93 yards on 4 receptions (23.3 avg.), including a career-long 72-yard TD in the third quarter that gave the Eagles a 31-7 lead.
- Torrey Smith caught a season-high 70 yards on 3 catches (23.3 avg.), including a 59-yard TD that made it 21-0 in the first quarter. It was Smith's longest receiving TD since registering a 73-yard score on 10/8/15 vs. Baltimore with SF.



### TEAM STATISTICS

	ARIZONA	PHILADELPHIA
<b>First Downs</b>	16	19
<b>Net Yards Gained</b>	307	419
<b>Rushes/Yards</b>	14/31	33/122
<b>Net Yards Passing</b>	276	297
<b>Att/Comp/INT</b>	44/28/0	30/21/1
<b>Sacked/Yards Lost</b>	2/15	1/7
<b>Punts/Average</b>	7/49.6	3/43.0
<b>Fumbles/Lost</b>	1/1	0/0
<b>Penalties/Yards</b>	7/61	5/60
<b>Time of Possession</b>	24:13	35:47
<b>3rd-Down Efficiency</b>	4/14	9/14
<b>Turnover Ratio</b>	Even	Even

### SCORING RECAP

Team	Qtr.	Time	Play Description (Extra Point) (Drive Info)	Cardinals	Eagles
Eagles	1	8:19	T.Burton 15 yd. pass from C.Wentz (J.Elliott kick) (10-54, 5:26)	0	7
Eagles	1	3:52	Z.Ertz 11 yd. pass from C.Wentz (J.Elliott kick) (3-15, 1:30)	0	14
Eagles	1	0:43	T.Smith 59 yd. pass from C.Wentz (J.Elliott kick) (3-64, 1:33)	0	21
Cardinals	2	11:42	J.Brown 13 yd. pass from C.Palmer (P.Dawson kick) (10-75, 4:01)	7	21
Eagles	3	9:18	J.Elliott 36 yd. Field Goal (11-57, 5:42)	7	24
Eagles	3	6:16	N.Agholor 72 yd. pass from C.Wentz (J.Elliott kick) (3-63, 1:01)	7	31
Eagles	4	2:00	J.Elliott 28 yd. Field Goal (13-58, 9:14)	7	34

### EAGLES INDIVIDUAL STATISTICS

<b>RUSHING:</b> L.Blount 14-74, K.Barner 5-23, C.Clement 7-17, C.Wentz 6-11, T.Smith 1--3
<b>RECEIVING:</b> Z.Ertz 6-61-1TD, N.Agholor 4-93-1TD, T.Smith 3-70-1TD, A.Jeffery 3-31, T.Burton 2-16-1TD, C.Clement 1-22, M.Johnson 1-6, B.Celek 1-5
<b>PASSING:</b> C.Wentz 21-30-304-4TDs-1
<b>INTERCEPTIONS:</b> None
<b>SACKS:</b> V.Curry 1.0, B.Graham 1.0
<b>FIELD GOALS:</b> J.Elliott (36G, 28G)

### CARDINALS INDIVIDUAL STATISTICS

<b>RUSHING:</b> C.Johnson 9-21, J.Nelson 1-14, K.Williams 3--2, A.Ellington 1--2
<b>RECEIVING:</b> A.Ellington 9-65, L.Fitzgerald 6-51, J.Nelson 4-80, Ja.Brown 3-39, J.Brown 2-26-1TD, J.Gresham 2-16, C.Johnson 1-8, E.Penny 1-6
<b>PASSING:</b> C.Palmer 28-44-291-1TD-0
<b>INTERCEPTIONS:</b> A.Bethea 1-0
<b>SACKS:</b> C.Jones 1.0
<b>FIELD GOALS:</b> P.Dawson (51B)

# PHILADELPHIA 28, CAROLINA 23

SUNDAY, OCTOBER 12, 2017 - BANK OF AMERICA STADIUM



## POST-GAME NOTES

### WENTZ THROWS FOR 3TDs

- Carson Wentz became the first Eagle to throw 3+ TDs in back-to-back games (7 TDs in 2 games) since Nick Foles from 11/3/13-11/10/13 (10 TDs in 2 games).
- Wentz finished with 222 yards, on 16-of-30 passing, for 3 TDs and a 110.7 QB rating. It was his second consecutive game with a QB rating over 110 (128.3 vs. Arizona on 10/8/17).

### MULTI-TOUCHDOWN GAME FOR ERTZ

- Zach Ertz caught a 1-yard TD in the second quarter to tie the game, 10-10, and a 17-yard TD in the third quarter to take the lead, 18-10. It was the 3rd multi-TD performance of Ertz's career and first since 1/1/17 vs. Dallas (also 2).

### TAKEAWAYS

- Philadelphia scored 15 points off takeaways after its defense turned in its second game with multiple INTs this season (also 9/24/17 vs. NYG - 2).
- Rasul Douglas, Jalen Mills and Patrick Robinson each picked off Cam Newton to give Philadelphia its first 3-INT game since 12/22/16 vs. NYG (W, 24-19).
- Douglas became the 7th Eagle since 1970 to produce multiple INTs in their first 5 career games

### MORE FROM THE GAME

- DE Derek Barnett and DT Justin Hamilton recorded the first sacks of their pro careers when they teamed up to bring down Newton in the fourth quarter
- Philadelphia's defense held Carolina's RB unit to 1 total rushing yard for the game



## TEAM STATISTICS

	PHILADELPHIA	CAROLINA
First Downs	15	23
Net Yards Gained	310	305
Rushes/Yards	27/101	25/80
Net Yards Passing	209	225
Att/Comp/INT	30/16/0	52/28/3
Sacked/Yards Lost	3/13	2/14
Punts/Average	6/50.8	3/45.3
Fumbles/Lost	2/1	1/0
Penalties/Yards	10/126	1/1
Time of Possession	28:34	31:26
3rd-Down Efficiency	5/14	4/16
Turnover Ratio	+2	-2

## SCORING RECAP

Team	Qtr.	Time	Play Description (Extra Point) (Drive Info)	Eagles	Panthers
Eagles	1	6:57	J.Elliott 50 yd. FG (11-53, 5:18)	3	0
Panthers	1	2:17	G.Gano 39 yd. FG (9-54, 4:40)	3	3
Panthers	2	10:34	C.Newton 16 yd. run (G.Gano kick) (4-43, 1:59)	3	10
Eagles	2	2:32	Z.Ertz 1 yd. pass from C.Wentz (J.Elliott kick) (7-12, 3:54)	10	10
Eagles	3	13:59	Z.Ertz 17 yd. pass from C.Wentz (L.Blount run) (2-17, 0:08)	18	10
Panthers	3	11:19	G.Gano 20 yd. FG (7-63, 2:40)	18	13
Eagles	3	8:02	J.Elliott 48 yd. FG (7-45, 3:17)	21	13
Panthers	3	3:23	G.Gano 46 yd. FG (7-37, 2:42)	21	16
Eagles	4	14:55	N.Agholor 24 yd. pass from C.Wentz (J.Elliott kick) (6-75, 3:28)	28	16
Panthers	4	8:04	C.McCaffrey 1 yd. pass from C.Newton (G.Gano kick) (13-75, 6:51)	28	23

## EAGLES INDIVIDUAL STATISTICS

<b>RUSHING:</b> L.Blount 14-67, C.Wentz 6-25, K.Barner 5-7, C.Clement 2-2
<b>RECEIVING:</b> A.Jeffery 4-71, N.Agholor 4-55-1TD, M.Hollins 2-38, Z.Ertz 2-18-2TDs, M.Johnson 1-16, K.Barner 1-9, T.Burton 1-9, T.Smith 1-6
<b>PASSING:</b> C.Wentz 16-30-222-3TDs-0
<b>INTERCEPTIONS:</b> R.Douglas 1-7, J.Mills 1-1, P.Robinson 1-0
<b>SACKS:</b> D.Barnett 0.5, F.Cox 0.5, B.Graham 0.5, J.Hamilton 0.5
<b>FIELD GOALS:</b> J.Elliott (50G, 48G)

## PANTHERS INDIVIDUAL STATISTICS

<b>RUSHING:</b> C.Newton 11-71-1TD, C.McCaffrey 4-8, C.Samuel 1-8, F.Whittaker 1--3, J.Stewart 8--4
<b>RECEIVING:</b> C.McCaffrey 10-56-1TD, K.Benjamin 9-99, E.Dickson 4-36, D.Funchess 3-36, R.Shepard 2-12
<b>PASSING:</b> C.Newton 28-52-239-1TD-3
<b>INTERCEPTIONS:</b> NONE
<b>SACKS:</b> J.Bradberry 1.0, T.Davis 1.0, J.Peppers 1.0
<b>FIELD GOALS:</b> G.Gano (39G, 20G, 46G)

# 2017 UNOFFICIAL DEPTH CHART



Compiled by the Eagles public relations staff

OFFENSE						
WR	17	Alshon Jeffery	14	Marcus Johnson		
LT	71	Jason Peters	72	Halapoulivaati Vaitai		
LG	61	Stefen Wisniewski	67	Chance Warmack		
C	62	Jason Kelce	61	Stefen Wisniewski		
RG	79	Brandon Brooks	73	Isaac Seumalo		
RT	65	Lane Johnson	72	Halapoulivaati Vaitai		
TE	86	Zach Ertz	87	Brent Celek	88	Trey Burton
WR	13	Nelson Agholor	10	Mack Hollins		
WR	82	Torrey Smith	10	Mack Hollins	18	Shelton Gibson
RB	29	LeGarrette Blount	28	Wendell Smallwood	30	Corey Clement
					38	Kenjon Barner
QB	11	Carson Wentz	9	Nick Foles		
DEFENSE						
DE	75	Vinny Curry	96	Derek Barnett	51	Steven Means
DT	93	Tim Jernigan	94	Beau Allen	90	Justin Hamilton
DT	91	Fletcher Cox	97	Destiny Vaeao	98	Elijah Qualls
DE	55	Brandon Graham	56	Chris Long		
OLB	95	Mychal Kendricks	54	Kamu Grugier-Hill		
MLB	58	Jordan Hicks	59	Joe Walker		
OLB	53	Nigel Bradham	52	Najee Goode		
CB	31	Jalen Mills	21	Patrick Robinson	33	Dexter McDougle
CB	41	Ronald Darby	32	Rasul Douglas	26	Jaylen Watkins
S	23	Rodney McLeod	24	Corey Graham		
S	27	Malcolm Jenkins	26	Jaylen Watkins	42	Chris Maragos
SPECIAL TEAMS						
P	8	Donnie Jones				
K	4	Jake Elliott				
H	8	Donnie Jones				
PR	38	Kenjon Barner	82	Torrey Smith		
KR	38	Kenjon Barner	30	Corey Clement	28	Wendell Smallwood
LS	45	Rick Lovato				

## PRONUNCIATION GUIDE

Nelson Agholor	AGG-uh-lore	Kamu Grugier-Hill	KAH-moo GREW-jay	Isaac Seumalo	say-uh-MAH-low
Kenjon Barner	KEN-yon	Alshon Jeffery	AL-shon jeff-ree	Wendell Smallwood	when-DELL
LeGarrette Blount	luh-GARE-et BLUNT	Jason Kelce	KELL-see	Destiny Vaeao	VIE-ow
Brent Celek	SELL-ick	Mychal Kendricks	MICHAEL	Halapoulivaati Vaitai	hal-lah-P00-lee-VAH-tee VIE-tie
Corey Clement	CLEM-int	Rick Lovato	luh-VAH-toe	Stefen Wisniewski	STEFF-in wiz-NEW-ski
Rasul Douglas	RAH-sool	Chris Maragos	MARE-uh-gos		
Najee Goode	NAH-jee GOOD	Rodney McLeod	muh-CLOUD		



# ALPHABETICAL ROSTER



NO	NAME	POS	HT	WT	DOB	AGE	EXP	COLLEGE	HOMETOWN	HOW ACQ
13	Agholor, Nelson	WR	6-0	198	5/24/93	24	3	USC	Tampa, FL	D1-15
94	Allen, Beau	DT	6-3	327	11/14/91	25	4	Wisconsin	Minnetonka, MN	D7-14
38	Barner, Kenjon	RB	5-9	195	4/28/90	27	4	Oregon	Riverside, CA	FA-17
96	Barnett, Derek	DE	6-3	259	6/25/96	21	R	Tennessee	Brentwood, TN	D1-17
29	Blount, LeGarrette	RB	6-0	250	12/5/86	30	8	Oregon	Perry, FL	FA-NE-17
53	Bradham, Nigel	LB	6-2	241	9/4/89	28	6	Florida State	Crawfordville, FL	FA-Buf-16
79	Brooks, Brandon	G	6-5	335	8/19/89	28	6	Miami (OH)	Milwaukee, WI	FA-Hou-16
88	Burton, Trey	TE	6-3	235	10/29/91	25	4	Florida	Venice, FL	UDFA-14
87	Celek, Brent	TE	6-4	255	1/25/85	32	11	Cincinnati	Cincinnati, OH	D5b-07
30	Clement, Corey	RB	5-10	220	11/2/94	22	R	Wisconsin	Glassboro, NJ	UDFA-17
91	Cox, Fletcher	DT	6-4	310	12/13/90	26	6	Mississippi State	Yazoo City, MS	D1-12
75	Curry, Vinny	DE	6-3	279	6/30/88	29	6	Marshall	Neptune, NJ	D2b-12
41	Darby, Ronald	CB	5-11	193	1/2/94	23	3	Florida State	Oxon Hill, MD	T-Buf-17
32	Douglas, Rasul	CB	6-2	209	8/29/95	22	R	West Virginia	East Orange, NJ	D3-17
4	Elliott, Jake	K	5-9	167	1/21/95	22	R	Memphis	La Grange, IL	PS-Cin-17
86	Ertz, Zach	TE	6-5	250	11/10/90	26	5	Stanford	Danville, CA	D2-13
9	Foles, Nick	QB	6-6	243	1/20/89	28	6	Arizona	Austin, TX	FA-KC-17
18	Gibson, Shelton	WR	5-11	191	3/20/95	22	R	West Virginia	Cleveland, OH	D5a-17
52	Goode, Najee	LB	6-0	244	6/4/89	28	6	West Virginia	Cleveland, OH	W-TB-13
55	Graham, Brandon	DE	6-2	265	4/3/88	29	8	Michigan	Detroit, MI	D1-10
24	Graham, Corey	S	6-0	196	7/25/85	32	11	New Hampshire	Buffalo, NY	FA-17
54	Grugier-Hill, Kamu	LB	6-2	220	5/16/94	23	2	Eastern Illinois	Honolulu, HI	W-NE-16
90	Hamilton, Justin	DT	6-2	315	7/27/93	24	1	Louisiana-Lafayette	Natchez, MI	FA-17
58	Hicks, Jordan	LB	6-1	236	6/27/92	25	3	Texas	Cincinnati, OH	D3-15
10	Hollins, Mack	WR	6-4	221	9/16/93	24	R	North Carolina	Rockville, MD	D4a-17
17	Jeffery, Alshon	WR	6-3	218	2/14/90	27	6	South Carolina	St. Matthews, SC	FA-Chi-17
27	Jenkins, Malcolm	S	6-0	204	12/20/87	29	9	Ohio State	Piscataway, NJ	FA-NO-14
93	Jernigan, Tim	DT	6-2	295	9/24/92	25	4	Florida State	Lake City, FL	T-Bal-17
65	Johnson, Lane	T	6-6	317	5/8/90	27	5	Oklahoma	Groveton, TX	D1-13
14	Johnson, Marcus	WR	6-1	204	8/5/94	23	1	Texas	League City, TX	UDFA-16
8	Jones, Donnie	P	6-2	221	7/5/80	37	14	LSU	Baton Rouge, LA	FA-Hou-13
62	Kelce, Jason	C	6-3	295	11/5/87	29	7	Cincinnati	Cleveland, OH	D6a-11
95	Kendricks, Mychal	LB	6-0	240	9/28/90	27	6	California	Fresno, CA	D2a-12
56	Long, Chris	DE	6-3	270	3/28/85	32	10	Virginia	Charlottesville, VA	FA-NE-17
45	Lovato, Rick	LS	6-2	249	9/9/92	25	1	Old Dominion	Middletown, NJ	FA-16
42	Maragos, Chris	S	5-10	200	1/6/87	30	8	Wisconsin	Racine, WI	FA-Sea-14
33	McDougle, Dexter	CB	5-10	195	4/8/91	26	4	Maryland	Falmouth, VA	T-NYJ-17
23	McLeod, Rodney	S	5-10	195	6/23/90	27	6	Virginia	Hyattsville, MD	FA-LAR-16
51	Means, Steven	DE	6-3	263	9/16/90	27	3	Buffalo	Buffalo, NY	PS-Hou-15
31	Mills, Jalen	CB	6-0	191	4/6/94	23	2	LSU	DeSoto, TX	D7a-16
71	Peters, Jason	T	6-4	328	1/22/82	35	14	Arkansas	Queen City, TX	T-Buf-09
98	Qualls, Elijah	DT	6-1	321	2/11/95	22	R	Washington	Petaluma, CA	D6-17
21	Robinson, Patrick	CB	5-11	191	9/7/87	30	8	Florida State	Miami, FL	FA-17
73	Seumalo, Isaac	G	6-4	303	10/29/93	23	2	Oregon State	Corvallis, OR	D3-16
28	Smallwood, Wendell	RB	5-10	208	1/20/94	23	2	West Virginia	Elkton, MD	D5a-16
82	Smith, Torrey	WR	6-0	205	1/26/89	28	7	Maryland	Falmouth, VA	FA-17
97	Vaeao, Destiny	DT	6-4	299	1/15/94	23	2	Washington State	Pago Pago, AS	UDFA-16
72	Vaitai, Halapoulivaati	T	6-6	320	6/16/93	24	2	TCU	Haltom, TX	D5b-16
59	Walker, Joe	LB	6-2	236	12/11/92	24	2	Oregon	Palos Verdes, CA	D7c-16
67	Warmack, Chance	G	6-2	323	9/14/91	26	5	Alabama	Atlanta, GA	FA-Ten-17
26	Watkins, Jaylen	S	5-11	194	11/27/91	25	3	Florida	Cape Coral, FL	PS-Buf-15
11	Wentz, Carson	QB	6-5	237	12/30/92	24	2	North Dakota State	Bismarck, ND	D1-16
61	Wisniewski, Stefen	C/G	6-3	305	3/22/89	28	7	Penn State	Pittsburgh, PA	FA-Jax-16

## PRACTICE SQUAD

68	Andrews, Josh	C/G	6-2	311	6/21/91	26	3	Oregon State	Ontario, CA	UDFA-14
36	Bausby, De'Vante	CB	6-2	190	1/15/93	24	2	Pittsburg State	Kansas City, MO	FA-17
85	Brown, Billy	TE	6-4	255	3/20/93	24	R	Shepherd	Gaithersburg, MD	UDFA-17
47	Gerry, Nathan	LB	6-2	218	2/23/95	22	R	Nebraska	Sioux Falls, SD	D5b-17
69	Gordon, Dillon	T	6-4	322	9/2/93	24	2	LSU	River Ridge, LA	UDFA-16
35	Killings, D.J.	CB	6-0	185	8/9/95	22	R	Central Florida	Jacksonville, FL	FA-17
39	Marshall, Byron	RB	5-9	201	2/13/94	23	1	Oregon	San Jose, CA	UDFA-16
57	McCalister, Alex	DE	6-6	239	10/17/93	24	2	Florida	Winston-Salem, NC	D7b-16
7	Sudfeld, Nate	QB	6-6	227	10/7/93	24	2	Indiana	Modesto, CA	FA-17
89	Ward, Greg	WR	5-11	186	7/12/95	22	R	Houston	Tyler, TX	UDFA-17

## RESERVE/NON-FOOTBALL INJURY

22	Jones, Sidney	CB	6-0	181	5/21/96	21	R	Washington	Diamond Bar, CA	D2-17
----	---------------	----	-----	-----	---------	----	---	------------	-----------------	-------

## INJURED RESERVE

-	Goforth, Randall	CB	5-10	190	1/27/94	23	R	UCLA	Long Beach, CA	UDFA-17
34	Pumphrey, Donnel	RB	5-9	176	12/6/94	22	R	San Diego State	Las Vegas, NV	D4b-17
-	Shittu, Aziz	DT	6-2	288	7/27/94	23	1	Stanford	Atwater, CA	UDFA-16
43	Sproles, Darren	RB	5-6	190	6/20/83	34	13	Kansas State	Olathe, KS	T-NO-14
6	Sturgis, Caleb	K	5-9	192	8/9/89	28	5	Florida	St. Augustine, FL	FA-15
-	Williams, Dom	WR	6-2	200	12/11/92	24	1	Washington State	Pomona, CA	FA-17

# NUMERICAL ROSTER



NO	NAME	POS	HT	WT	DOB	AGE	EXP	COLLEGE	HOMETOWN	HOW ACQ
4	Jake Elliott	K	5-9	167	1/21/95	22	R	Memphis	La Grange, IL	PS-Cin-17
8	Donnie Jones	P	6-2	221	7/5/80	37	14	LSU	Baton Rouge, LA	FA-Hou-13
9	Nick Foles	QB	6-6	243	1/20/89	28	6	Arizona	Austin, TX	FA-KC-17
10	Mack Hollins	WR	6-4	221	9/16/93	24	R	North Carolina	Rockville, MD	D4a-17
11	Carson Wentz	QB	6-5	237	12/30/92	24	2	North Dakota State	Bismarck, ND	D1-16
13	Nelson Agholor	WR	6-0	198	5/24/93	24	3	USC	Tampa, FL	D1-15
14	Marcus Johnson	WR	6-1	204	8/5/94	23	1	Texas	League City, TX	UDFA-16
17	Alshon Jeffery	WR	6-3	218	2/14/90	27	6	South Carolina	St. Matthews, SC	FA-Chi-17
18	Shelton Gibson	WR	5-11	191	3/20/95	22	R	West Virginia	Cleveland, OH	D5a-17
21	Patrick Robinson	CB	5-11	191	9/7/87	30	8	Florida State	Miami, FL	FA-17
23	Rodney McLeod	S	5-10	195	6/23/90	27	6	Virginia	Hyattsville, MD	FA-LAR-16
24	Corey Graham	S	6-0	196	7/25/85	32	11	New Hampshire	Buffalo, NY	FA-17
26	Jaylen Watkins	S	5-11	194	11/27/91	25	3	Florida	Cape Coral, FL	PS-Buf-15
27	Malcolm Jenkins	S	6-0	204	12/20/87	29	9	Ohio State	Piscataway, NJ	FA-NO-14
28	Wendell Smallwood	RB	5-10	208	1/20/94	23	2	West Virginia	Elkton, MD	D5a-16
29	LeGarrette Blount	RB	6-0	250	12/5/86	30	8	Oregon	Perry, FL	FA-NE-17
30	Corey Clement	RB	5-10	220	11/2/94	22	R	Wisconsin	Glassboro, NJ	UDFA-17
31	Jalen Mills	CB	6-0	191	4/6/94	23	2	LSU	DeSoto, TX	D7a-16
32	Rasul Douglas	CB	6-2	209	8/29/95	22	R	West Virginia	East Orange, NJ	D3-17
33	Dexter McDougle	CB	5-10	195	4/8/91	26	4	Maryland	Falmouth, VA	T-NYJ-17
38	Kenjon Barner	RB	5-9	195	4/28/90	27	4	Oregon	Riverside, CA	FA-17
41	Ronald Darby	CB	5-11	193	1/2/94	23	3	Florida State	Oxon Hill, MD	T-Buf-17
42	Chris Maragos	S	5-10	200	1/6/87	30	8	Wisconsin	Racine, WI	FA-Sea-14
45	Rick Lovato	LS	6-2	249	9/9/92	25	1	Old Dominion	Middletown, NJ	FA-16
51	Steven Means	DE	6-3	263	9/16/90	27	3	Buffalo	Buffalo, NY	PS-Hou-15
52	Najee Goode	LB	6-0	244	6/4/89	28	6	West Virginia	Cleveland, OH	W-TB-13
53	Nigel Bradham	LB	6-2	241	9/4/89	28	6	Florida State	Crawfordville, FL	FA-Buf-16
54	Kamu Grugier-Hill	LB	6-2	220	5/16/94	23	2	Eastern Illinois	Honolulu, HI	W-NE-16
55	Brandon Graham	DE	6-2	265	4/3/88	29	8	Michigan	Detroit, MI	D1-10
56	Chris Long	DE	6-3	270	3/28/85	32	10	Virginia	Charlottesville, VA	FA-NE-17
58	Jordan Hicks	LB	6-1	236	6/27/92	25	3	Texas	Cincinnati, OH	D3-15
59	Joe Walker	LB	6-2	236	12/11/92	24	2	Oregon	Palos Verdes, CA	D7c-16
61	Stefen Wisniewski	C/G	6-3	305	3/22/89	28	7	Penn State	Pittsburgh, PA	FA-Jax-16
62	Jason Kelce	C	6-3	295	11/5/87	29	7	Cincinnati	Cleveland, OH	D6a-11
65	Lane Johnson	T	6-6	317	5/8/90	27	5	Oklahoma	Groveton, TX	D1-13
67	Chance Warmack	G	6-2	323	9/14/91	26	5	Alabama	Atlanta, GA	FA-Ten-17
71	Jason Peters	T	6-4	328	1/22/82	35	14	Arkansas	Queen City, TX	T-Buf-09
72	Halapoulivaati Vaitai	T	6-6	320	6/16/93	24	2	TCU	Haltom, TX	D5b-16
73	Isaac Seumalo	G	6-4	303	10/29/93	23	2	Oregon State	Corvallis, OR	D3-16
75	Vinny Curry	DE	6-3	279	6/30/88	29	6	Marshall	Neptune, NJ	D2b-12
79	Brandon Brooks	G	6-5	335	8/19/89	28	6	Miami (OH)	Milwaukee, WI	FA-Hou-16
82	Torrey Smith	WR	6-0	205	1/26/89	28	7	Maryland	Falmouth, VA	FA-17
86	Zach Ertz	TE	6-5	250	11/10/90	26	5	Stanford	Danville, CA	D2-13
87	Brent Celek	TE	6-4	255	1/25/85	32	11	Cincinnati	Cincinnati, OH	D5b-07
88	Trey Burton	TE	6-3	235	10/29/91	25	4	Florida	Venice, FL	UDFA-14
90	Justin Hamilton	DT	6-2	315	7/27/93	24	1	Louisiana-Lafayette	Natchez, MI	FA-17
91	Fletcher Cox	DT	6-4	310	12/13/90	26	6	Mississippi State	Yazoo City, MS	D1-12
93	Tim Jernigan	DT	6-2	295	9/24/92	25	4	Florida State	Lake City, FL	T-Bal-17
94	Beau Allen	DT	6-3	327	11/14/91	25	4	Wisconsin	Minnetonka, MN	D7-14
95	Mychal Kendricks	LB	6-0	240	9/28/90	27	6	California	Fresno, CA	D2a-12
96	Derek Barnett	DE	6-3	259	6/25/96	21	R	Tennessee	Brentwood, TN	D1-17
97	Destiny Vaeao	DT	6-4	299	1/15/94	23	2	Washington State	Pago Pago, AS	UDFA-16
98	Elijah Qualls	DT	6-1	321	2/11/95	22	R	Washington	Petaluma, CA	D6-17

## PRACTICE SQUAD

7	Nate Sudfeld	QB	6-6	227	10/7/93	24	2	Indiana	Modesto, CA	FA-17
35	D.J. Killings	CB	6-0	185	8/9/95	22	R	Central Florida	Jacksonville, FL	FA-17
36	De'Vante Bausby	CB	6-2	190	1/15/93	24	2	Pittsburg State	Kansas City, MO	FA-17
39	Byron Marshall	RB	5-9	201	2/13/94	23	1	Oregon	San Jose, CA	UDFA-16
47	Nathan Gerry	LB	6-2	218	2/23/95	22	R	Nebraska	Sioux Falls, SD	D5b-17
57	Alex McCalister	DE	6-6	239	10/17/93	24	2	Florida	Winston-Salem, NC	D7b-16
68	Josh Andrews	C/G	6-2	311	6/21/91	26	3	Oregon State	Ontario, CA	UDFA-14
69	Dillon Gordon	T	6-4	322	9/2/93	24	2	LSU	River Ridge, LA	UDFA-16
85	Billy Brown	TE	6-4	255	3/20/93	24	R	Shepherd	Gaithersburg, MD	UDFA-17
89	Greg Ward	WR	5-11	186	7/12/95	22	R	Houston	Tyler, TX	UDFA-17

## RESERVE/NON-FOOTBALL INJURY

22	Sidney Jones	CB	6-0	181	5/21/96	21	R	Washington	Diamond Bar, CA	D2-17
----	--------------	----	-----	-----	---------	----	---	------------	-----------------	-------

## INJURED RESERVE

6	Caleb Sturgis	K	5-9	192	8/9/89	28	5	Florida	St. Augustine, FL	FA-15
34	Donnel Pumphrey	RB	5-9	176	12/6/94	22	R	San Diego State	Las Vegas, NV	D4b-17
43	Darren Sproles	RB	5-6	190	6/20/83	34	13	Kansas State	Olathe, KS	T-NO-14
-	Randall Goforth	CB	5-10	190	1/27/94	23	R	UCLA	Long Beach, CA	UDFA-17
-	Aziz Shittu	DT	6-2	288	7/27/94	23	1	Stanford	Atwater, CA	UDFA-16
-	Dom Williams	WR	6-2	200	12/11/92	24	1	Washington State	Pomona, CA	FA-17

# POSITIONAL ROSTER



	NO	NAME	POS	HT	WT	DOB	AGE	EXP	COLLEGE	HOMETOWN	HOW ACQ
QB	9	Nick Foles	QB	6-6	243	1/20/89	28	6	Arizona	Austin, TX	FA-KC-17
	11	Carson Wentz	QB	6-5	237	12/30/92	24	2	North Dakota State	Bismarck, ND	D1-16
RB	28	Wendell Smallwood	RB	5-10	208	1/20/94	23	2	West Virginia	Elkton, MD	D5a-16
	29	LeGarrette Blount	RB	6-0	250	12/5/86	30	8	Oregon	Perry, FL	FA-NE-17
	30	Corey Clement	RB	5-10	220	11/2/94	22	R	Wisconsin	Glassboro, NJ	UDFA-17
	38	Kenjon Barner	RB	5-9	195	4/28/90	27	4	Oregon	Riverside, CA	FA-17
WR	10	Mack Hollins	WR	6-4	221	9/16/93	24	R	North Carolina	Rockville, MD	D4a-17
	13	Nelson Agholor	WR	6-0	198	5/24/93	24	3	USC	Tampa, FL	D1-15
	14	Marcus Johnson	WR	6-1	204	8/5/94	23	1	Texas	League City, TX	UDFA-16
	17	Alshon Jeffery	WR	6-3	218	2/14/90	27	6	South Carolina	St. Matthews, SC	FA-Chi-17
	18	Shelton Gibson	WR	5-11	191	3/20/95	22	R	West Virginia	Cleveland, OH	D5a-17
	82	Torrey Smith	WR	6-0	205	1/26/89	28	7	Maryland	Falmouth, VA	FA-17
TE	86	Zach Ertz	TE	6-5	250	11/10/90	26	5	Stanford	Danville, CA	D2-13
	87	Brent Celek	TE	6-4	255	1/25/85	32	11	Cincinnati	Cincinnati, OH	D5b-07
	88	Trey Burton	TE	6-3	235	10/29/91	25	4	Florida	Venice, FL	UDFA-14
OFFENSIVE LINE	61	Stefen Wisniewski	C/G	6-3	305	3/22/89	28	7	Penn State	Pittsburgh, PA	FA-Jax-16
	62	Jason Kelce	C	6-3	295	11/5/87	29	7	Cincinnati	Cleveland, OH	D6a-11
	65	Lane Johnson	T	6-6	317	5/8/90	27	5	Oklahoma	Groveton, TX	D1-13
	67	Chance Warmack	G	6-2	323	9/14/91	26	5	Alabama	Atlanta, GA	FA-Ten-17
	71	Jason Peters	T	6-4	328	1/22/82	35	14	Arkansas	Queen City, TX	T-Buf-09
	72	Halapoulivaati Vaitai	T	6-6	320	6/16/93	24	2	TCU	Haltom, TX	D5b-16
	73	Isaac Seumalo	G	6-4	303	10/29/93	23	2	Oregon State	Corvallis, OR	D3-16
	79	Brandon Brooks	G	6-5	335	8/19/89	28	6	Miami (OH)	Milwaukee, WI	FA-Hou-16
DEFENSIVE LINE	51	Steven Means	DE	6-3	263	9/16/90	27	3	Buffalo	Buffalo, NY	PS-Hou-15
	55	Brandon Graham	DE	6-2	265	4/3/88	29	8	Michigan	Detroit, MI	D1-10
	56	Chris Long	DE	6-3	270	3/28/85	32	10	Virginia	Charlottesville, VA	FA-NE-17
	75	Vinny Curry	DE	6-3	279	6/30/88	29	6	Marshall	Neptune, NJ	D2b-12
	90	Justin Hamilton	DT	6-2	315	7/27/93	24	1	Louisiana-Lafayette	Natchez, MI	FA-17
	91	Fletcher Cox	DT	6-4	310	12/13/90	26	6	Mississippi State	Yazoo City, MS	D1-12
	93	Tim Jernigan	DT	6-2	295	9/24/92	25	4	Florida State	Lake City, FL	T-Bal-17
	94	Beau Allen	DT	6-3	327	11/14/91	25	4	Wisconsin	Minnetonka, MN	D7-14
	96	Derek Barnett	DE	6-3	259	6/25/96	21	R	Tennessee	Brentwood, TN	D1-17
	97	Destiny Vaeao	DT	6-4	299	1/15/94	23	2	Washington State	Pago Pago, AS	UDFA-16
98	Elijah Qualls	DT	6-1	321	2/11/95	22	R	Washington	Petaluma, CA	D6-17	
LB	52	Najee Goode	LB	6-0	244	6/4/89	28	6	West Virginia	Cleveland, OH	W-TB-13
	53	Nigel Bradham	LB	6-2	241	9/4/89	28	6	Florida State	Crawfordville, FL	FA-Buf-16
	54	Kamu Grugier-Hill	LB	6-2	220	5/16/94	23	2	Eastern Illinois	Honolulu, HI	W-NE-16
	58	Jordan Hicks	LB	6-1	236	6/27/92	25	3	Texas	Cincinnati, OH	D3-15
	59	Joe Walker	LB	6-2	236	12/11/92	24	2	Oregon	Palos Verdes, CA	D7c-16
	95	Mychal Kendricks	LB	6-0	240	9/28/90	27	6	California	Fresno, CA	D2a-12
DEFENSIVE BACKS	21	Patrick Robinson	CB	5-11	191	9/7/87	30	8	Florida State	Miami, FL	FA-17
	23	Rodney McLeod	S	5-10	195	6/23/90	27	6	Virginia	Hyattsville, MD	FA-LAR-16
	24	Corey Graham	S	6-0	196	7/25/85	32	11	New Hampshire	Buffalo, NY	FA-17
	26	Jaylen Watkins	S	5-11	194	11/27/91	25	3	Florida	Cape Coral, FL	PS-Buf-15
	27	Malcolm Jenkins	S	6-0	204	12/20/87	29	9	Ohio State	Piscataway, NJ	FA-NO-14
	31	Jalen Mills	CB	6-0	191	4/6/94	23	2	LSU	DeSoto, TX	D7a-16
	32	Rasul Douglas	CB	6-2	209	8/29/95	22	R	West Virginia	East Orange, NJ	D3-17
	33	Dexter McDougle	CB	5-10	195	4/8/91	26	4	Maryland	Falmouth, VA	T-NYJ-17
	41	Ronald Darby	CB	5-11	193	1/2/94	23	3	Florida State	Oxon Hill, MD	T-Buf-17
	42	Chris Maragos	S	5-10	200	1/6/87	30	8	Wisconsin	Racine, WI	FA-Sea-14
ST	4	Jake Elliott	K	5-9	167	1/21/95	22	R	Memphis	La Grange, IL	PS-Cin-17
	8	Donnie Jones	P	6-2	221	7/5/80	37	14	LSU	Baton Rouge, LA	FA-Hou-13
	45	Rick Lovato	LS	6-2	249	9/9/92	25	1	Old Dominion	Middletown, NJ	FA-16



# ROSTER BREAKDOWN



## HOW ACQUIRED

Year	Player	Acq
2007	Brent Celek	D5b
2009	Jason Peters	T-Buf
2010	Brandon Graham	D1
2011	Jason Kelce	D6a
2012	Fletcher Cox	D1
	Mychal Kendricks	D2a
	Vinny Curry	D2b
2013	Lane Johnson	D1
	Zach Ertz	D2
	Donnie Jones	FA-Hou
	Najee Goode	W-TB
2014	Beau Allen	D7
	Malcolm Jenkins	FA-NO
	Chris Maragos	FA-Sea
	Trey Burton	UDFA
	<b>Darren Sproles (IR)</b>	<b>T-NO</b>
2015	Nelson Agholor	D1
	Jordan Hicks	D3
	<b>Caleb Sturgis (IR)</b>	<b>FA</b>
	Steven Means	PS-Hou
	Jaylen Watkins	PS-Buf
2016	Carson Wentz	D1
	Isaac Seumalo	D3
	Wendell Smallwood	D5a
	Halapoulivaati Vaitai	D5b
	Jalen Mills	D7a
	Joe Walker	D7c
	Nigel Bradham	FA-Buf
	Brandon Brooks	FA-Hou
	Rodney McLeod	FA-LAR
	Stefen Wisniewski	FA-Jax
	Rick Lovato	FA
	Marcus Johnson	UDFA
	Destiny Vaeao	UDFA
	Kamu Grugier-Hill	W-NE
2017	Derek Barnett	D1
	<b>Sidney Jones (NFI)</b>	<b>D2</b>
	Rasul Douglas	D3
	Mack Hollins	D4a
	<b>Donnel Pumphrey (IR)</b>	<b>D4b</b>
	Shelton Gibson	D5a
	Elijah Qualls	D6
	LeGarrette Blount	FA-NE
	Nick Foles	FA-KC
	Alshon Jeffery	FA-Chi
	Chris Long	FA-NE
	Chance Warmack	FA-Ten
	Kenjon Barner	FA
	Corey Graham	FA
	Justin Hamilton	FA
	Patrick Robinson	FA
	Torrey Smith	FA
	Corey Clement	UDFA
	Ronald Darby	T-Buf
	Tim Jernigan	T-Bal
	Dexter McDougle	T-NYJ
	Jake Elliott	PS-Cin

## BY DRAFT ROUND

Rd	Player	Team	Year
1st	Chris Long	StL	2008
	Malcolm Jenkins	NO	2009
	Brandon Graham	Phi	2010
	Patrick Robinson	NO	2010
	Fletcher Cox	Phi	2012
	Lane Johnson	Phi	2013
	Chance Warmack	Ten	2013
	Nelson Agholor	Phi	2015
	Carson Wentz	Phi	2016
	Derek Barnett	Phi	2017
2nd	Torrey Smith	Bal	2011
	Stefen Wisniewski	Oak	2011
	Vinny Curry	Phi	2012
	Alshon Jeffery	Chi	2012
	Mychal Kendricks	Phi	2012
	Zach Ertz	Phi	2013
	Tim Jernigan	Bal	2014
	Ronald Darby	Buf	2015
	<b>Sidney Jones (NFI)</b>	<b>Phi</b>	<b>2017</b>
3rd	Brandon Brooks	Hou	2012
	Nick Foles	Phi	2012
	Dexter McDougle	NYJ	2014
	Jordan Hicks	Phi	2015
	Isaac Seumalo	Phi	2016
	Rasul Douglas	Phi	2017
4th	<b>Darren Sproles (IR)</b>	<b>SD</b>	<b>2005</b>
	Nigel Bradham	Buf	2012
	Jaylen Watkins	Phi	2014
	Mack Hollins	Phi	2017
	<b>Donnel Pumphrey (IR)</b>	<b>Phi</b>	<b>2017</b>
5th	Brent Celek	Phi	2007
	Corey Graham	Chi	2007
	Najee Goode	TB	2012
	Steven Means	TB	2013
	<b>Caleb Sturgis (IR)</b>	<b>Mia</b>	<b>2013</b>
	Wendell Smallwood	Phi	2016
	Halapoulivaati Vaitai	Phi	2016
	Jake Elliott	Cin	2017
	Shelton Gibson	Phi	2017
6th	Jason Kelce	Phi	2011
	Kenjon Barner	Car	2013
	Kamu Grugier-Hill	NE	2016
	Elijah Qualls	Phi	2017
7th	Donnie Jones	Sea	2004
	Beau Allen	Phi	2014
	Jalen Mills	Phi	2016
	Joe Walker	Phi	2016
FA	Jason Peters	Buf	2004
	LeGarrette Blount	Ten	2010
	Chris Maragos	SF	2010
	Rodney McLeod	StL	2012
	Trey Burton	Phi	2014
	Justin Hamilton	Buf	2015
	Rick Lovato	Chi	2015
	Marcus Johnson	Phi	2016
	Destiny Vaeao	Phi	2016
	Corey Clement	Phi	2017

## BY EXPERIENCE

Player	Exp	G/S	w/Phi
Donnie Jones	14	204/0	70/0
Jason Peters	14	175/165	110/110
<b>Darren Sproles (IR)</b>	<b>13</b>	<b>171/28</b>	<b>49/9</b>
Brent Celek	11	165/127	
Corey Graham	11	161/64	4/0
Chris Long	10	136/102	6/0
Malcolm Jenkins	9	125/117	54/54
LeGarrette Blount	8	106/47	6/4
Brandon Graham	8	102/45	
Chris Maragos	8	99/3	53/3
Patrick Robinson	8	87/51	6/2
Jason Kelce	7	84/84	
Torrey Smith	7	98/91	6/5
Stefen Wisniewski	7	99/86	22/9
Nigel Bradham	6	79/60	22/22
Brandon Brooks	6	70/64	20/20
Fletcher Cox	6	84/78	
Vinny Curry	6	74/6	
Nick Foles	6	42/36	28/24
Najee Goode	6	54/1	51/1
Alshon Jeffery	6	69/62	6/6
Mychal Kendricks	6	76/65	
Rodney McLeod	6	85/69	21/21
Zach Ertz	5	67/33	
Lane Johnson	5	55/55	
<b>Caleb Sturgis (IR)</b>	<b>5</b>	<b>62/0</b>	<b>30/0</b>
Chance Warmack	5	52/49	
Beau Allen	4	54/7	
Kenjon Barner	4	34/0	26/0
Trey Burton	4	52/4	
Tim Jernigan	4	49/30	6/6
Dexter McDougle	4	25/0	
Nelson Agholor	3	34/29	
Ronald Darby	3	30/30	1/1
Jordan Hicks	3	30/27	
Steven Means	3	22/0	11/0
Jaylen Watkins	3	26/5	
Kamu Grugier-Hill	2	18/0	
Jalen Mills	2	22/8	
Isaac Seumalo	2	13/6	
Wendell Smallwood	2	17/5	
Destiny Vaeao	2	17/0	
Halapoulivaati Vaitai	2	13/7	
Joe Walker	2	6/0	
Carson Wentz	2	22/22	
Justin Hamilton	1	3/0	
Marcus Johnson	1	5/0	
Rick Lovato	1	13/0	9/0
Derek Barnett	R	6/0	
Corey Clement	R	6/0	
Rasul Douglas	R	5/4	
Jake Elliott	R	5/0	
Shelton Gibson	R	0/0	
Mack Hollins	R	6/0	
<b>Sidney Jones (NFI)</b>	<b>R</b>	<b>0/0</b>	
<b>D. Pumphrey (IR)</b>	<b>R</b>	<b>0/0</b>	
Elijah Qualls	R	4/0	

# 2017 PERSONNEL MOVES



- **January 2:** Re-signed the following players to reserve/future contracts: LB **Don Cherry**, TE **Anthony Denham**, G **Darrell Greene**, CB **Aaron Grymes**, WR **Marcus Johnson**, C **Aaron Neary**, DT **Aziz Shittu**, WR **David Watford**
- **January 4:** Signed WR **Rasheed Bailey** to reserve/future contract
- **January 9:** Signed CB **Mitchell White** to reserve/future contract ... Parted ways with wide receivers coach **Greg Lewis**
- **January 11:** Signed G **Josh LeRibeus** and WR **Dom Williams** to reserve/future contracts
- **January 12:** Signed FB **Andrew Bonnet** to reserve/future contract
- **January 18:** Signed G **Dallas Thomas** to reserve/future contract
- **January 23:** Agreed to terms with **Mike Groh** as wide receivers coach ... Signed DT **Justin Hamilton** to reserve/future contract
- **February 8:** Released CB **Leodis McKelvin**
- **March 4:** Agreed to terms with S **Jaylen Watkins** on 1-year contract
- **March 7:** Extended 2nd-round tender to TE **Trey Burton**
- **March 9:** Released DE **Connor Barwin** ... Agreed to terms with WR **Torrey Smith** on 3-year contract ... Signed LB **Najee Goode** to 1-year contract ... Agreed to terms with WR **Alshon Jeffery** (Chi.) on 1-year contract ... Agreed to terms with G **Chance Warmack** (Ten.) on 1-year contract
- **March 10:** Agreed to terms with G/C **Stefen Wisniewski** on 3-year contract
- **March 13:** Agreed to terms with QB **Nick Foles** (KC) on 2-year contract ... Released QB **Chase Daniel**
- **March 28:** Agreed to terms with DE **Chris Long** (NE) on 2-year contract ... Agreed to terms with CB **Patrick Robinson** (Ind.) on 1-year contract
- **April 3:** TE **Trey Burton** signed 1-year contract
- **April 4:** Acquired DT **Tim Jernigan** and 2017 3rd-round pick (99th overall) from Baltimore in exchange for 2017 3rd-round pick (74th overall)
- **April 10:** Agreed to terms with QB **Matt McGloin** (Oak.) on 1-year contract
- **April 27:** Selected DE **Derek Barnett** (Tennessee) in 1st round (14th overall)
- **April 28:** Selected CB **Sidney Jones** (Washington) in 2nd round (43rd overall) ... Selected CB **Rasul Douglas** (West Virginia) in 3rd round (99th overall)
- **April 29:** Selected WR **Mack Hollins** (North Carolina) in the 4th round (118th overall) ... Traded 4th-round pick (139th overall) and 7th-round pick (230th overall) to Minnesota for 4th-round pick (132nd overall) ... Selected RB **Donnel Pumphrey** (San Diego State) in 4th round (132nd overall) ... Traded 5th-round pick (155th overall) to Tennessee for 5th-round pick (164th overall) and 6th-round pick (214th overall) ... Traded 5th-round pick (164th overall) and 6th-round pick (194th overall) to Miami for two 5th-round picks (166th and 184th overall) ... Selected WR **Shelton Gibson** (West Virginia) in 5th round (166th overall) ... Selected LB **Nathan Gerry** (Nebraska) in 5th round (184th overall) ... Selected DT **Elijah Qualls** (Washington) in 6th round (214th overall)
- **May 2:** Waived/injured DT **Aziz Shittu** and WR **Dom Williams**
- **May 3:** Claimed LB **Steven Daniels** off waivers from Washington
- **May 4:** Waived FB **Andrew Bonnet** and RB **Terrell Watson** ... Released G **Josh LeRibeus**
- **May 11:** Signed the following seven draft picks to 4-year contracts: CB **Sidney Jones** (D2), CB **Rasul Douglas** (D3), WR **Mack Hollins** (D4a), RB **Donnel Pumphrey** (D4b), WR **Shelton Gibson** (D5a), LB **Nathan Gerry** (D5b), DT **Elijah Qualls** (D6) ... Signed the following 10 UDFA's: RB **Corey Clement**, DT **Winston Craig**, QB **Jerod Evans**, CB **Randall Goforth**, P **Cameron Johnston**, C **Tyler Orlosky**, S **Tre Sullivan**, DT **Charles Walker**, WR **Greg Ward**, CB **Jomal Wiltz** ... Waived WR **Rasheed Bailey**
- **May 12:** Signed UDFA TE **Billy Brown**
- **May 14:** Waived/injured QB **Jerod Evans** ... Signed UDFA T **Victor Salako**
- **May 18:** Signed RB **LeGarrette Blount** to 1-year contract ... Waived/injured DT **Charles Walker**
- **June 1:** Waived LB **Steven Daniels**
- **June 5:** Signed DT **Gabe Wright** to 1-year contract
- **June 14:** Signed T **Jason Peters** to 1-year contract extension
- **June 30:** Waived WR **Dorial Green-Beckham**
- **July 23:** Released CB **Dwayne Gratz** ... Placed DT **Beau Allen** and CB **Sidney Jones** on Active/Non-Football Injury List ... Signed UDFA QB **Dane Evans**
- **July 24:** Signed UDFA TE **Adam Zaruba** to 3-year contract
- **July 26:** Signed LB **Steven Daniels** to 3-year contract ... Waived DE **Marcus Smith** ... Acquired 2019 conditional draft pick from Denver in exchange for G/T **Allen Barbre**
- **July 31:** Signed CB **Tay Glover-Wright** to 1-year contract
- **August 2:** Waived/injured CB **Randall Goforth**
- **August 3:** Agreed to terms with S **Corey Graham** on 1-year contract
- **August 11:** Acquired CB **Ronald Darby** from Buffalo in exchange for WR **Jordan Matthews** and 2018 3rd-round pick
- **August 12:** Waived LB **Steven Daniels** ... Signed UDFA WR **Keevan Lucas** to 3-year contract
- **August 13:** Waived CB **Mitchell White** ... Signed UDFA WR **Rashard Davis**
- **August 15:** Released RB **Ryan Mathews** ... Signed CB **Mitchell White**
- **August 21:** Acquired a 2018 5th-round pick from Seattle in exchange for G/T **Matt Tobin** and 2018 7th-round pick
- **August 26:** Waived CB **Tay Glover-Wright**, WR **Keevan Lucas** and WR **David Watford**
- **August 27:** Acquired CB **Dexter McDougale** from N.Y. Jets in exchange for S **Terrence Brooks**
- **August 28:** Acquired 2019 7th-round pick from New Orleans in exchange for LS **Jon Dorenbos**
- **August 30:** Signed LB **Carlos Fields**, DE **Jake Metz** and LB **Christian Tago** ... Waived CB **Mitchell White** ... Released CB **Ron Brooks** ... Signed DE **Steven Means** to 1-year contract extension
- **September 1:** Released QB **Matt McGloin** ... Waived WR **Paul Turner** with injury settlement ... Placed CB **Sidney Jones** on Reserve/Non-Football Injury List ... Waived the following 13 players: LB **Don Cherry**, DT **Winston Craig**, WR **Rashard Davis**, TE **Anthony Denham**, QB **Dane Evans**, LB **Carlos Fields**, CB **Aaron Grymes**, DE **Jake Metz**, C **Tyler Orlosky**, T **Victor Salako**, LB **Christian Tago**, DT **Gabe Wright**, TE **Adam Zaruba**
- **September 2:** Signed G **Chance Warmack** to 1-year contract extension ... Waived/injured DE **Alex McCalister** and S **Tre Sullivan** ... Released G **Dallas Thomas** ... Waived the following 14 players: C/G **Josh Andrews**, TE **Billy Brown**, LB **Nathan Gerry**, T **Dillon Gordon**, G **Darrell Greene**, DT **Justin Hamilton**, T **Taylor Hart**, P **Cameron Johnston**, RB **Byron Marshall**, C **Aaron Neary**, CB **C.J. Smith**, WR **Bryce Treggs**, WR **Greg Ward**, CB **Jomal Wiltz** ... Signed CB **Dexter McDougale** to 1-year contract extension
- **September 4:** Signed the following 10 players to the practice squad: C/G **Josh Andrews**, TE **Billy Brown**, LB **Nathan Gerry**, T **Dillon Gordon**, DT **Justin Hamilton**, RB **Byron Marshall**, CB **C.J. Smith**, QB **Nate Sudfeld**, WR **Bryce Treggs**, WR **Greg Ward**
- **September 8:** Waived DE **Alex McCalister** and S **Tre Sullivan** with injury settlements from Reserved/Injured List
- **September 12:** Released CB **C.J. Smith** from practice squad ... Signed T **Victor Salako** to practice squad ... Placed K **Caleb Sturgis** (hip) on Injured Reserve ... Agreed to terms with K **Jake Elliott** ... Released WR **Greg Ward** from practice squad ... Signed CB **De'Vante Bausby** to practice squad
- **September 15:** Placed RB **Donnell Pumphrey** (hamstring) on Injured Reserve

# 2017 PERSONNEL MOVES



- **September 18:** Released T **Victor Salako** from practice squad ... Agreed to terms with WR **Greg Ward** to join practice squad
- **September 20:** Claimed S **Trae Elston** off waivers from Buffalo
- **September 25:** Placed RB **Darren Sproles** (knee) on Injured Reserve
- **September 26:** Signed RB **Kenjon Barner** to 1-year contract
- **September 30:** Waived S **Trae Elston** ... Promoted DT **Justin Hamilton** from practice squad to active roster
- **October 3:** Signed CB **D.J. Killings** to practice squad
- **October 4:** Signed WR **Rashard Davis** to practice squad
- **October 10:** Released WR **Rashard Davis** from practice squad ... Signed DE **Alex McCalister** to practice squad





# 2017 PARTICIPATION CHART



PLAYER	@Was	@KC	NYG	@LAC	Ari	@Car	Was	SF	Den	@Dal	Chi	@Sea	@LAR	@NYG	Oak	Dal	G/S	IA	DNP
Agholor, Nelson	P	P	P	WR	WR	WR											6/3	---	---
Allen, Beau	P	P	P	DT	DT	P											6/2	---	---
Barner, Kenjon	X	X	X	P	P	P											3/0	---	---
Barnett, Derek	P	P	P	P	P	P											6/0	---	---
Blount, LeGarrette	RB	P	RB	P	RB	RB											6/4	---	---
Bradham, Nigel	OLB	OLB	OLB	OLB	OLB	OLB											6/6	---	---
Brooks, Brandon	RG	RG	RG	RG	RG	RG											6/6	---	---
Burton, Trey	P	P	P	P	P	P											6/0	---	---
Celek, Brent	TE	TE	TE	TE	P	P											6/4	---	---
Clement, Corey	P	P	P	P	P	P											6/0	---	---
Cox, Fletcher	DT	DT	DT	IA	IA	DT											4/4	2	---
Curry, Vinny	DE	DE	DE	DE	DE	DE											6/6	---	---
Darby, Ronald	CB	IA	IA	IA	IA	IA											1/1	5	---
Douglas, Rasul	IA	P	CB	CB	CB	CB											5/4	1	---
Elliott, Jake	X	P	P	P	P	P											5/0	---	---
Elston, Trae	X	X	P	X	X	X											1/0	---	---
Ertz, Zach	TE	TE	TE	TE	TE	TE											6/6	---	---
Foles, Nick	DNP	DNP	DNP	DNP	DNP	DNP											---	---	6
Gibson, Shelton	IA	IA	IA	IA	IA	IA											---	6	---
Goode, Najee	P	P	P	P	P	P											6/0	---	---
Graham, Brandon	DE	DE	DE	DE	DE	DE											6/6	---	---
Graham, Corey	P	P	IA	IA	P	P											4/0	2	---
Grugier-Hill, Kamu	P	P	P	P	P	P											6/0	---	---
Hamilton, Justin	PS	PS	PS	P	P	P											3/0	---	---
Hicks, Jordan	MLB	MLB	MLB	MLB	MLB	MLB											6/6	---	---
Hollins, Mack	P	P	P	P	P	P											6/0	---	---
Jeffery, Alshon	WR	WR	WR	WR	WR	WR											6/6	---	---
Jenkins, Malcolm	S	S	S	S	S	S											6/6	---	---
Jernigan, Tim	DT	DT	DT	DT	DT	DT											6/6	---	---
Johnson, Lane	RT	RT	RT	RT	RT	IA											5/5	1	---
Johnson, Marcus	P	IA	P	P	P	P											5/0	1	---
Jones, Donnie	P	P	P	P	P	P											6/0	---	---
Jones, Sidney	NFI	NFI	NFI	NFI	NFI	NFI											---	---	---
Kelce, Jason	C	C	C	C	C	C											6/6	---	---
Kendricks, Mychal	OLB	OLB	P	OLB	OLB	P											6/4	---	---
Long, Chris	P	P	P	P	P	P											6/0	---	---
Lovato, Rick	P	P	P	P	P	P											6/0	---	---
Maragos, Chris	P	P	S	P	P	P											6/1	---	---
McDougle, Dexter	IA	P	P	P	P	P											5/0	1	---
McLeod, Rodney	S	S	IA	S	S	S											5/5	1	---
Means, Steven	IA	IA	IA	P	P	P											3/0	3	---
Mills, Jalen	CB	CB	CB	CB	CB	CB											6/6	---	---
Peters, Jason	LT	LT	LT	LT	LT	LT											6/6	---	---
Pumphrey, Donnel	IA	IR	IR	IR	IR	IR											---	1	---
Qualls, Elijah	IA	P	P	P	P	IA											4/0	2	---
Robinson, Patrick	P	P	CB	P	P	CB											6/2	---	---
Seumalo, Isaac	LG	LG	P	IA	IA	P											4/2	2	---
Smallwood, Wendell	P	RB	P	RB	IA	IA											4/2	2	---
Smith, Torrey	WR	WR	WR	P	WR	WR											6/5	---	---
Sproles, Darren	P	P	P	IR	IR	IR											3/0	---	---
Sturgis, Caleb	P	IR	IR	IR	IR	IR											1/0	---	---
Vaeao, Destiny	P	IA	IA	IA	IA	IA											1/0	5	---
Vaitai, Halapoulivaati	P	P	P	P	P	RT											6/1	---	---
Walker, Joe	P	P	P	P	P	P											6/0	---	---
Warmack, Chance	IA	IA	LG	P	P	P											4/1	2	---
Watkins, Jaylen	P	CB	IA	IA	IA	IA											2/1	4	---
Wentz, Carson	QB	QB	QB	QB	QB	QB											6/6	---	---
Wisniewski, Stefen	P	P	P	LG	LG	LG											6/3	---	---

POSITION - start **P** - played (did not start) **IA** - inactive **IR** - Injured Reserve **DNP** - dressed but did not play **PS** - practice squad member **NFI** - Reserve/Non-Football Injury **SUSP** - suspended **X** - not with team **EX** - roster exemption







# 2017 REGULAR SEASON STATISTICS



## Record: 5-1 Head Coach: Doug Pederson

9/10	W	30-17	at Washington	78,685
9/17	L	20-27	at Kansas City	74,971
9/24	W	27-24	N.Y. Giants	69,596
10/1	W	26-24	at L.A. Chargers	25,374
10/8	W	34-7	Arizona	69,596
10/12	W	28-23	at Carolina	74,373
10/23			Washington	
10/29			San Francisco	
11/5			Denver	
11/19			at Dallas	
11/26			Chicago	
12/3			at Seattle	
12/10			at L.A. Rams	
12/17			at N.Y. Giants	
12/25			Oakland	
12/31			Dallas	

TEAM STATS	EAGLES	OPP
<b>Total First Downs</b>	<b>130</b>	<b>110</b>
Rushing	41	22
Passing	77	76
Penalty	12	12
3rd Down: Made/Att	44/87	24/73
3rd Down Pct.	50.6%	32.9%
4th Down: Made/Att	4/5	3/9
4th Down Pct.	80.0%	33.3%
<b>Possession Avg.</b>	<b>34:23</b>	<b>25:37</b>
<b>Total Net Yards</b>	<b>2299</b>	<b>2035</b>
Avg. Per Game	383.2	339.2
Total Plays	405	368
Avg. Per Play	5.7	5.5
<b>Net Yards Rushing</b>	<b>795</b>	<b>394</b>
Avg. Per Game	132.5	65.7
Total Rushes	182	105
<b>Net Yards Passing</b>	<b>1504</b>	<b>1641</b>
Avg. Per Game	250.7	273.5
Sacked/Yards Lost	16/80	14/93
Gross Yards	1584	1734
Attempts/Completions	207/126	249/157
Completion Pct.	60.9%	63.1%
Had Intercepted	3	6
<b>Punts/Average</b>	<b>23/45.7</b>	<b>27/45.1</b>
<b>Net Punting Avg.</b>	<b>41.5</b>	<b>36.8</b>
<b>Penalties/Yards</b>	<b>45/453</b>	<b>34/293</b>
<b>Fumbles/Ball Lost</b>	<b>8/4</b>	<b>7/5</b>
<b>Touchdowns</b>	<b>17</b>	<b>14</b>
Rushing	3	4
Passing	13	9
Returns	1	1

Score By Period	Q1	Q2	Q3	Q4	OT	Pts.
<b>Team</b>	44	29	41	51	0	165
<b>Opponents</b>	6	41	16	59	0	122

Rushing	No.	Yds	Avg.	Lg.	TD
L.Blount	70	390	5.6	68	1
C.Wentz	32	133	4.2	24	0
W.Smallwood	29	113	3.9	20	1
C.Clement	25	71	2.8	15t	1
D.Sproles	15	61	4.1	12	0
K.Barner	10	30	3.0	16	0
T.Smith	1	-3	-3.0	-3	0
<b>Team</b>	<b>182</b>	<b>795</b>	<b>4.4</b>	<b>68</b>	<b>3</b>
<b>Opponents</b>	<b>105</b>	<b>394</b>	<b>3.8</b>	<b>53t</b>	<b>4</b>

Receiving	No.	Yds	Avg.	Lg.	TD
Z.Ertz	34	405	11.9	53	4
A.Jeffery	24	317	13.2	37	2
N.Agholor	20	321	16.1	72t	4
T.Smith	14	210	15.0	59t	1
D.Sproles	7	73	10.4	16	0
W.Smallwood	7	56	8.0	24	0
T.Burton	6	42	7.0	15t	1
M.Hollins	5	70	14.0	20	0
L.Blount	3	21	7.0	20	1
M.Johnson	2	22	11.0	16	0
B.Celek	2	16	8.0	11	0
C.Clement	1	22	22.0	22	0
K.Barner	1	9	9.0	9	0
<b>Team</b>	<b>126</b>	<b>1584</b>	<b>12.6</b>	<b>72t</b>	<b>13</b>
<b>Opponents</b>	<b>157</b>	<b>1734</b>	<b>11.0</b>	<b>77t</b>	<b>9</b>

Interceptions	No.	Yds	Avg.	Lg.	TD
J.Mills	2	16	8.0	15	0
R.Douglas	2	7	3.5	7	0
P.Robinson	2	0	0.0	0	0
<b>Team</b>	<b>6</b>	<b>23</b>	<b>3.8</b>	<b>15</b>	<b>0</b>
<b>Opponents</b>	<b>3</b>	<b>21</b>	<b>7.0</b>	<b>24t</b>	<b>1</b>

Sacks
B. Graham 4.0, F. Cox 2.5, C. Long 2.0, T. Jernigan 1.5, B. Allen 1.0, V. Curry 1.0, M. Kendricks 1.0, D. Barnett 0.5, J. Hamilton 0.5, <b>Team: 14.0, Opp: 16.0</b>

Fumbles
<b>Lost:</b> C. Wentz 2, Z. Ertz 1, D. Sproles 1, <b>Total: 4</b>
<b>Opp. Recoveries:</b> D. Barnett 1, T. Burton 1, F. Cox 1, J. Hicks 1, <b>Total: 4</b>

Passing	Att.	Cmp.	Yds.	Cmp.%	Yds./Att.	TD	TD%	Int.	Int.%	Lg	Sack	Lost	Rat.
C.Wentz	207	126	1584	60.9%	7.7	13	6.3%	3	1.4%	72t	16	80	99.6
<b>Team</b>	<b>207</b>	<b>126</b>	<b>1584</b>	<b>60.9%</b>	<b>7.7</b>	<b>13</b>	<b>6.3%</b>	<b>3</b>	<b>1.4%</b>	<b>72t</b>	<b>16</b>	<b>80</b>	<b>99.6</b>
<b>Opponents</b>	<b>249</b>	<b>157</b>	<b>1734</b>	<b>63.1%</b>	<b>7.0</b>	<b>9</b>	<b>3.6%</b>	<b>6</b>	<b>2.4%</b>	<b>77t</b>	<b>14</b>	<b>93</b>	<b>85.7</b>

Scoring	TD	Ru.	Rec.	Ret.	PAT	FG	2pt.	Saf.	Pts.
J.Elliott	0	0	0	0	13/13	12/14	0	0	49
Z.Ertz	4	0	4	0	0/0	0/0	0	0	24
N.Agholor	4	0	4	0	0/0	0/0	0	0	24
L.Blount	2	1	1	0	0/0	0/0	1	0	14
A.Jeffery	2	0	2	0	0/0	0/0	1	0	14
C.Sturgis	0	0	0	0	1/2	3/3	0	0	10
T.Burton	1	0	1	0	0/0	0/0	0	0	6
W.Smallwood	1	1	0	0	0/0	0/0	0	0	6
C.Clement	1	1	0	0	0/0	0/0	0	0	6
F.Cox	1	0	0	1	0/0	0/0	0	0	6
T.Smith	1	0	1	0	0/0	0/0	0	0	6
<b>Team</b>	<b>17</b>	<b>3</b>	<b>13</b>	<b>1</b>	<b>14/15</b>	<b>15/17</b>	<b>2</b>	<b>0</b>	<b>165</b>
<b>Opponents</b>	<b>14</b>	<b>4</b>	<b>9</b>	<b>1</b>	<b>14/14</b>	<b>8/9</b>	<b>0</b>	<b>0</b>	<b>122</b>

**2-Pt. Conversions:** Team 2/2, Opponents: 0/0

Field Goals (Game-by-Game)
Elliott: ( ) (34G, 30WL, 40G) (52WL, 46G, 61G) (45G, 40G, 53G, 47G) (36G, 28G) (50G, 48G)
Sturgis: (50G, 42G, 37G) ( ) ( ) ( ) ( )
<b>Opps:</b> (33G) (34G, 39G) (41G) (28G) (51B) (39G, 20G, 46G)

Field Goals	1-19	20-29	30-39	40-49	50+
J.Elliott	0/0	1/1	2/3	6/6	3/4
C.Sturgis	0/0	0/0	1/1	1/1	1/1
<b>Team</b>	<b>0/0</b>	<b>1/1</b>	<b>3/4</b>	<b>7/7</b>	<b>4/5</b>
<b>Opponents</b>	<b>0/0</b>	<b>2/2</b>	<b>4/4</b>	<b>2/2</b>	<b>0/1</b>

Punting	No.	Yds	Avg.	Net	TB	In20	Lg.	Blk.
D.Jones	23	1050	45.7	41.5	2	6	59	0
<b>Team</b>	<b>23</b>	<b>1050</b>	<b>45.7</b>	<b>41.5</b>	<b>2</b>	<b>6</b>	<b>59</b>	<b>0</b>
<b>Opponents</b>	<b>27</b>	<b>1217</b>	<b>45.1</b>	<b>36.8</b>	<b>4</b>	<b>11</b>	<b>60</b>	<b>0</b>

Punt Returns	Ret.	FC	Yds	Avg.	Lg.	TD
K.Barner	7	2	125	17.9	76	0
D.Sproles	1	5	10	10.0	10	0
T.Smith	1	0	9	9.0	9	0
<b>Team</b>	<b>9</b>	<b>7</b>	<b>144</b>	<b>16.0</b>	<b>76</b>	<b>0</b>
<b>Opponents</b>	<b>10</b>	<b>5</b>	<b>56</b>	<b>5.6</b>	<b>25</b>	<b>0</b>

Kick Returns	No.	Yds	Avg.	Lg.	TD
W.Smallwood	4	93	23.3	28	0
C.Clement	1	35	35.0	35	0
B.Celek	1	8	8.0	8	0
<b>Team</b>	<b>6</b>	<b>136</b>	<b>22.7</b>	<b>35</b>	<b>0</b>
<b>Opponents</b>	<b>16</b>	<b>346</b>	<b>21.6</b>	<b>40</b>	<b>0</b>

# 2017 DEFENSIVE STATS



## DEFENSIVE STATISTICS

Player	Total	Solo	Asst.	TFL	Sacks	Hur.	INT	KD	FF	FR
Jenkins	49	29	20	3	0.0	1	0	5	0	0
Mills	39	33	6	0	0.0	0	2	9	0	0
Bradham	37	30	7	2	0.0	0	0	3	0	0
Kendricks	30	24	6	2	1.0	0	0	3	0	0
Hicks	28	24	4	0	0.0	2	0	0	0	1
Robinson	26	24	2	1	0.0	0	2	11	0	0
Douglas	23	19	4	0	0.0	0	2	7	0	0
B.Graham	19	15	4	6	4.0	3	0	0	1	0
McLeod	18	12	6	0	0.0	2	0	5	1	0
Jernigan	17	10	7	7	1.5	5	0	0	0	0
Curry	16	11	5	3	1.0	4	0	0	0	0
C.Graham	10	5	5	0	0.0	1	0	1	0	0
Allen	9	6	3	3	1.0	5	0	0	0	0
Maragos	9	6	3	1	0.0	0	0	0	0	0
Barnett	8	5	3	2	0.0	4	0	0	0	1
Long	7	5	2	1	2.0	4	0	0	1	0
Cox	7	4	3	1	2.5	3	0	1	1	1
Watkins	5	4	1	0	0.0	0	0	0	0	0
Walker	3	2	1	0	0.0	0	0	0	0	0
Hamilton	2	1	1	0	0.5	1	0	0	0	0
Vaeao	2	0	2	0	0.0	0	0	0	0	0
Darby	1	1	0	0	0.0	0	0	0	0	0
Grugier-Hill	1	1	0	0	0.0	0	0	0	0	0
Qualls	1	0	1	0	0.0	2	0	0	0	0
<b>Totals</b>	<b>367</b>	<b>271</b>	<b>96</b>	<b>32</b>	<b>13.5</b>	<b>37</b>	<b>6</b>	<b>45</b>	<b>4</b>	<b>3</b>

\*Tackle totals already factor in sacks and TFLs

## INDIVIDUAL SINGLE-GAME BESTS

<b>TACKLES</b>	13 by <b>Kendricks</b> at Car. (10/12)
<b>TACKLES FOR LOSS</b>	3 by <b>B.Graham</b> vs. Ari. (10/8)
<b>SACKS</b>	2 by <b>B.Graham</b> at Was. (9/10)
<b>PASSES DEFENSED</b>	4 by <b>Robinson</b> vs. Ari. (10/8)
<b>INTERCEPTIONS</b>	3 players tied with 1
<b>FORCED FUMBLES</b>	4 players tied with 1
<b>FUMBLE RECOVERIES</b>	4 players tied with 1
<b>SPECIAL TEAMS TACKLES</b>	3 by <b>Grugier-Hill</b> at Car. (10/12)

### SACKS (14)

Brandon Graham	4.0
Fletcher Cox	2.5
Chris Long	2.0
Tim Jernigan	1.5
Beau Allen	1.0
Vinny Curry	1.0
Mychal Kendricks	1.0
Derek Barnett	0.5
Justin Hamilton	0.5

### INTERCEPTIONS (6)

Rasul Douglas	2
Jalen Mills	2
Patrick Robinson	2

### FUMBLE RECOVERIES (3)

Derek Barnett	1
Fletcher Cox	1
Jordan Hicks	1

### FORCED FUMBLES (4)

Fletcher Cox	1
Brandon Graham	1
Chris Long	1
Rodney McLeod	1

### ST FUMBLE RECOVERIES (1)

Trey Burton	1
-------------	---

### ST FORCED FUMBLES (0)

## SPECIAL TEAMS TACKLES (43)

Kamu Grugier-Hill	6
Chris Maragos	6
Corey Clement	5
Dexter McDougle	4
Trey Burton	3
Malcolm Jenkins	3
Mychal Kendricks	3
Najee Goode	2
Corey Graham	2
Mack Hollins	2
Rick Lovato	2
Trae Elston	1
Rodney McLeod	1
Patrick Robinson	1
Joe Walker	1
Jaylen Watkins	1





# 2017 GAME-BY-GAME INDIVIDUAL LEADERS



## EAGLES INDIVIDUAL LEADERS

Date	Opp	Pass Yds.	Rushing Yds.	Receptions	Receiving Yds.	Touchdowns	Sacks	Tackles
9/10	at Was	C.Wentz - 307	L.Blount - 46	Z.Ertz - 8	Z.Ertz - 93	3 Players - 1	B.Graham - 2	J.Mills - 9
9/17	at KC	C.Wentz - 333	C.Wentz - 55	A.Jeffery - 7	Z.Ertz - 97	2 Players - 1	3 Players - 1	2 Players - 6
9/24	vs. NYG	C.Wentz - 176	W.Smallwood - 71	Z.Ertz - 8	A.Jeffery - 56	3 Players - 1	None	J.Mills - 12
10/1	at LAC	C.Wentz - 242	L.Blount - 136	Z.Ertz - 5	Z.Ertz - 81	2 Players - 1	2 Players - 1	J.Hicks - 9
10/8	vs. Ari	C.Wentz - 304	L.Blount - 74	Z.Ertz - 6	N.Agholor - 93	4 Players - 1	2 Players - 1	M.Jenkins - 9
10/12	at Car.	C.Wentz - 222	L.Blount - 67	2 Players - 4	A.Jeffery - 71	Z.Ertz - 2	4 Players - 0.5	M.Kendricks - 13

## OPPONENT INDIVIDUAL LEADERS

Date	Opp	Pass Yds.	Rushing Yds.	Receptions	Receiving Yds.	Touchdowns	Sacks	Tackles
9/10	at Was	K.Cousins - 240	R.Kelley - 30	T.Pryor - 6	T.Pryor - 66	2 Players - 1	P.Smith - 1	Z.Brown - 12
9/17	at KC	A.Smith - 251	K.Hunt - 81	T.Kelce - 8	T.Kelce - 103	K.Hunt - 2	C.Jones - 3	2 Players - 6
9/24	vs. NYG	E.Manning - 366	2 players - 22	O.Beckham - 9	S.Shepard - 133	O.Beckham - 2	3 Players - 1	K.Robinson - 10
10/1	at LAC	P.Rivers - 347	A.Ekeler - 35	2 Players - 5	K.Allen - 138	3 Players - 1	D.Phillon - 1	J.Addae - 11
10/8	vs. Ari	C.Palmer - 291	C.Johnson - 21	A.Ellington - 9	J.Nelson - 80	J.Brown - 1	C.Jones - 1	T.Branch - 10
10/12	at Car.	C.Newton - 239	C.Newton - 71	C.McCaffrey - 10	K.Benjamin - 99	2 Players - 1	3 Players - 1	M.Adams - 8

# 2017 REGULAR SEASON STATISTICS



## RED ZONE

Team	Total	TD	FG	MFG	Dwn.	Fbl.	INT	Clk.	Pnt.	TD%	Score%
<b>EAGLES</b>	19	12	5	1	0	0	0	1	99	63.2	89.5
Opponents	16	8	5	0	2	0	1	0	71	50.0	81.3

## GOAL-TO-GO

Team	Total	TD	FG	MFG	Dwn.	Fbl.	INT	Clk.	Pnt.	TD%	Score%
<b>EAGLES</b>	8	7	1	0	0	0	0	0	51	87.5	100.0
Opponents	7	5	1	0	1	0	0	0	38	71.4	85.7

## EAGLES WEEKLY NFL RANKINGS

Week	OFFENSE			DEFENSE		
	Rush	Pass	Total	Rush	Pass	Total
Week 1	24th	5th	11th	t-10th	15th	10th
Week 2	20th	3rd	5th	14th	16th	12th
Week 3	9th	10th	9th	6th	25th	21st
Week 4	t-3rd	11th	3rd	2nd	30th	24th
Week 5	5th	8th	3rd	2nd	29th	22nd
Week 6	5th	9th	3rd	1st	29th	20th

## LONGEST DRIVES

	EAGLES	OPPONENTS
<b>MOST PLAYS:</b>	<b>18</b> vs. NYG (9/24) 18-90-9:34 Touchdown	<b>16</b> at Was. (9/10) 16-66-8:32 Field Goal
<b>MOST YARDS:</b>	<b>90</b> vs. NYG (9/24) 18-90-9:34 Touchdown	<b>83</b> at KC (9/17) 5-83-2:48 Touchdown
<b>MOST TIME:</b>	<b>9:34</b> vs. NYG (9/24) 18-90-9:34 Touchdown	<b>8:32</b> at Was. (9/10) 16-66-8:32 Field Goal

## LONGEST TOUCHDOWN DRIVES

	EAGLES	OPPONENTS
<b>MOST PLAYS:</b>	<b>18</b> vs. NYG (9/24) 18-90-9:34	<b>13</b> at Car. (10/12) 13-75-6:51
<b>MOST YARDS:</b>	<b>90</b> vs. NYG (9/24) 18-90-9:34	<b>83</b> at KC (9/17) 5-83-2:48
<b>MOST TIME:</b>	<b>9:34</b> vs. NYG (9/24) 18-90-9:34	<b>6:51</b> at Car. (10/12) 13-75-6:51

## MOST FIRST DOWNS EARNED

Player	Rush	Rec.	Total
Zach Ertz	--	22	22
LeGarrette Blount	15	2	17
Alshon Jeffery	--	17	17
Nelson Agholor	--	13	13
Wendell Smallwood	6	4	10
Carson Wentz	10	--	10
Darren Sproles	4	3	7
Corey Clement	5	1	6
Torrey Smith	--	5	5
Mack Hollins	--	4	4
Trey Burton	--	3	3
Marcus Johnson	--	2	2
Kenjon Barner	1	--	1
Brent Celek	--	1	1

## PENALTY BREAKDOWN

Type of Penalty (Yards Lost)	Phi.	Opp.
<b>Total Penalties</b>	45 (453)	34 (293)
<b>Offensive</b>	20 (190)	14 (110)
<b>Defensive</b>	19 (210)	14 (142)
<b>Special Teams</b>	6 (53)	6 (41)
<b>First Downs Given Up by Penalty</b>	12	12

## REPLAY CHALLENGES

	Challenges	No. Overturned
<b>EAGLES</b>	2	1
Opponents	2	1



# 2017 THIRD-DOWN & DRIVE EFFICIENCY



## EAGLES THIRD-AND...

Date	Opponent	1	2	3	4	5	6	7	8	9	10+	Total
9/10	at Was	1-2	0-0	0-1	1-1	0-0	1-1	1-1	0-1	0-1	4-6	8-14
9/17	at KC	1-1	0-0	0-0	2-2	0-0	0-0	2-5	0-0	0-0	3-7	8-15
9/24	vs. NYG	1-1	0-1	1-1	0-1	0-0	2-3	0-1	1-3	0-0	0-3	5-14
10/1	at LAC	2-2	2-3	4-4	0-1	0-0	0-0	0-0	1-3	0-0	0-3	9-16
10/8	vs. Ari	1-1	1-1	1-1	0-0	1-2	1-1	0-0	0-1	0-0	4-7	9-14
10/12	at Car	1-1	0-0	1-3	0-2	1-2	0-0	0-3	0-0	0-0	2-3	5-14
<b>Totals:</b>		<b>7-8</b>	<b>3-5</b>	<b>7-10</b>	<b>3-7</b>	<b>2-4</b>	<b>4-5</b>	<b>3-10</b>	<b>2-8</b>	<b>0-1</b>	<b>13-29</b>	<b>44-87</b>
		<b>87.5</b>	<b>60.0</b>	<b>70.0</b>	<b>42.9</b>	<b>50.0</b>	<b>80.0</b>	<b>30.0</b>	<b>25.0</b>	<b>00.0</b>	<b>44.8</b>	<b>50.6</b>

## OPPONENTS THIRD-AND...

Date	Opponent	1	2	3	4	5	6	7	8	9	10+	Total
9/10	at Was	0-0	1-1	0-0	0-0	0-0	0-3	0-0	0-1	0-1	2-5	3-11
9/17	at KC	0-0	1-1	1-1	2-4	0-1	1-1	0-1	0-2	0-0	0-1	5-12
9/24	vs. NYG	0-2	1-2	0-0	1-1	1-1	0-1	0-1	0-0	0-0	0-2	3-10
10/1	at LAC	0-0	0-0	0-1	2-2	0-0	0-0	0-0	1-1	0-1	2-5	5-10
10/8	vs. Ari	1-2	0-1	0-1	0-0	0-0	0-0	0-0	1-2	1-3	1-5	4-14
10/12	at Car	1-2	0-1	0-0	1-2	0-2	0-0	0-0	2-2	0-2	0-5	4-16
<b>Totals:</b>		<b>2-6</b>	<b>3-6</b>	<b>1-3</b>	<b>6-9</b>	<b>1-4</b>	<b>1-5</b>	<b>0-2</b>	<b>4-8</b>	<b>1-7</b>	<b>5-23</b>	<b>24-73</b>
		<b>33.3</b>	<b>50.0</b>	<b>33.3</b>	<b>66.7</b>	<b>25.0</b>	<b>20.0</b>	<b>00.0</b>	<b>50.0</b>	<b>14.3</b>	<b>21.7</b>	<b>32.9</b>

## EAGLES GAME-BY-GAME DRIVES

Date	Opponent	Quarterback	Drives	Drives Ended By...									Points Yielded	Points Per Drive	Drive Efficiency
				TD	FG	MFG	Punt	Down	INT	FUM	Safety	Clock			
9/10	at Was	Wentz	12	2	3	0	4	0	1	1	0	1	22	1.83	41.7
9/17	at KC	Wentz	11	2	2	1	4	0	1	0	0	1	20	1.82	36.4
9/24	vs. NYG	Wentz	13	3	2	1	4	1	0	1	0	1	27	2.08	38.5
10/1	at LAC	Wentz	9	2	4	0	2	0	0	0	0	1	26	2.89	66.7
10/8	vs. Ari	Wentz	11	4	2	0	3	0	1	0	0	1	34	3.09	54.5
10/12	at Car	Wentz	13	3	2	0	6	0	0	1	0	1	28	2.15	38.5
<b>Totals:</b>		<b>Wentz</b>	<b>69</b>	<b>16</b>	<b>15</b>	<b>2</b>	<b>23</b>	<b>1</b>	<b>3</b>	<b>3</b>	<b>0</b>	<b>6</b>	<b>157</b>	<b>2.28</b>	<b>44.9</b>
		<b>TEAM</b>	<b>69</b>	<b>16</b>	<b>15</b>	<b>2</b>	<b>23</b>	<b>1</b>	<b>3</b>	<b>3</b>	<b>0</b>	<b>6</b>	<b>157</b>	<b>2.28</b>	<b>44.9</b>

## OPPONENTS GAME-BY-GAME DRIVES

Date	Opponent	Quarterback	Drives	Drives Ended By...									Points Yielded	Points Per Drive	Drive Efficiency
				TD	FG	MFG	Punt	Down	INT	FUM	Safety	Clock			
9/10	at Was	Cousins	10	1	1	0	4	1	1	2	0	0	10	1.00	20.0
9/17	at KC	Smith	10	3	2	0	5	0	0	0	0	0	27	2.70	50.0
9/24	vs. NYG	Manning	12	3	1	0	4	2	2	0	0	0	24	2.00	33.3
10/1	at LAC	Rivers	9	3	1	0	4	0	0	1	0	0	24	2.67	44.4
10/8	vs. Ari	Palmer	11	1	0	1	7	1	0	1	0	0	7	0.64	9.1
10/12	at Car	Newton	13	2	3	0	3	2	3	0	0	0	23	1.77	38.5
<b>Totals:</b>			<b>65</b>	<b>13</b>	<b>8</b>	<b>1</b>	<b>27</b>	<b>6</b>	<b>6</b>	<b>4</b>	<b>0</b>	<b>0</b>	<b>115</b>	<b>1.77</b>	<b>32.3</b>

# 2017 TURNOVER BREAKDOWN



## TAKEAWAYS

Date	Opponent	Turnover	Starting L.O.S.	Point of Turnover	Resulting L.O.S.	Quarter	Result (Points)
9/10	at Was	J.Hicks FR (F.Cox FF of K.Cousins)	PHI 37	PHI 48	WAS 48	1	Fumble (0)
		T.Burton FR (J.Crowder Muffed Punt)	PHI 20	WAS 40	WAS 39	1	Touchdown (6)
		*J.Mills INT (K.Cousins)	PHI 14	End Zone	PHI 15	4	Punt (0)
		+F.Cox FR (B.Graham FF of K.Cousins)	WAS 32	WAS 24	---	4	Touchdown (8)
9/17	at KC	NONE					
9/24	vs. NYG	R.Douglas INT (E.Manning)	PHI 42	PHI 4	PHI 4	2	Downs (0)
		P.Robinson INT (E.Manning)	NYG 46	PHI 46	PHI 46	3	Touchdown (7)
10/1	at LAC	D.Barnett FR (C.Long FF of P.Rivers)	PHI 39	PHI 41	PHI 32	1	Touchdown (7)
10/8	vs. Ari	(TB) - J.Nelson FUM into EZ (R.McLeod FF)	PHI 29	PHI 1	PHI 20	4	Clock (0)
10/12	at Car	R.Douglas INT (C.Newton)	CAR 14	CAR 19	CAR 12	2	Touchdown (7)
		P.Robinson INT (C.Newton)	CAR 18	CAR 17	CAR 17	3	Touchdown (8)
		J.Mills INT (C.Newton)	PHI 41	PHI 15	PHI 16	4	Punt (0)

**Totals: 11 takeaways resulting in 43 points**

**L.O.S.** - Line of scrimmage, \* - Red zone play, + - Touchdown return, **ST** - Special teams play, **(TB)** - Touchback

## GIVEAWAYS

Date	Opponent	Turnover	Starting L.O.S.	Point of Turnover	Resulting L.O.S.	Quarter	Result (Points)
9/10	at Was	C.Wentz FUM (M.Foster FR)	WAS 34	WAS 42	50	1	Punt (0)
		+C.Wentz INT (R.Kerrigan)	PHI 20	PHI 24	---	2	Touchdown (7)
9/17	at KC	ST-D.Sproles FUM (J.Winchester FF, A.Sherman FR)	---	PHI 20	PHI 24	2	Field Goal (3)
		C.Wentz INT (C.Jones)	PHI 31	PHI 28	PHI 31	4	Touchdown (7)
9/24	vs. NYG	Z.Ertz FUM (L.Collins FF, E.Apple FR)	PHI 29	PHI 38	PHI 33	4	Touchdown (7)
10/1	at LAC	NONE					
10/8	vs. Ari	(TB) - C.Wentz INT (A.Bethea)	ARI 25	End Zone	ARI 20	2	Blocked FG (0)
10/12	at Car	C.Wentz FUM (J.Peppers FF, K.Short FR)	CAR 35	CAR 40	CAR 36	1	Punt (0)

**Totals: 7 giveaways resulting in 24 points**

**L.O.S.** - Line of scrimmage, \* - Red zone play, + - Touchdown return, **ST** - Special teams play, **(TB)** - Touchback

# 2017 PLAYS OF 20+ YARDS



## WEEK 1 - EAGLES at REDSKINS (9/10)

EAGLES: 4 pass, 0 rush

Description	Run	Pass
Carson Wentz to Nelson Agholor		58T
Carson Wentz to Torrey Smith		30
Carson Wentz to Alshon Jeffery		24
Carson Wentz to Zach Ertz		23

REDSKINS: 3 pass, 0 rush

Description	Run	Pass
Kirk Cousins to Ryan Grant		34
Kirk Cousins to Chris Thompson		29T
Kirk Cousins to Terrelle Pryor		28

## WEEK 2 - EAGLES at CHIEFS (9/17)

EAGLES: 3 pass, 1 rush

Description	Run	Pass
Carson Wentz to Zach Ertz		53
Carson Wentz to Torrey Smith		24
Carson Wentz run	24	
Carson Wentz to Torrey Smith		22

CHIEFS: 2 pass, 1 rush

Description	Run	Pass
Kareem Hunt run	53T	
Alex Smith to Travis Kelce		44
Alex Smith to Chris Conley		35

## WEEK 3 - EAGLES vs. GIANTS (9/24)

EAGLES: 0 pass, 2 rush

Description	Run	Pass
LeGarrette Blount run	20	
Wendell Smallwood run	20	

GIANTS: 1 pass, 1 rush

Description	Run	Pass
Eli Manning to Sterling Shepard		77T
Orleans Darkwa run	20	

## WEEK 4 - EAGLES at CHARGERS (10/1)

EAGLES: 4 pass, 1 rush

Description	Run	Pass
LeGarrette Blount run	68	
Carson Wentz to Zach Ertz		38
Carson Wentz to Nelson Agholor		36
Carson Wentz to Wendell Smallwood		24
Carson Wentz to LeGarrette Blount		20

CHARGERS: 5 pass, 1 rush

Description	Run	Pass
Philip Rivers to Tyrell Williams		75T
Philip Rivers to Keenan Allen		50
Philip Rivers to Keenan Allen		49
Austin Ekeler run	35T	
Philip Rivers to Keenan Allen		21
Philip Rivers to Tyrell Williams		20

## WEEK 5 - EAGLES vs. CARDINALS (10/8)

EAGLES: 3 pass, 1 rush

Description	Run	Pass
Carson Wentz to Nelson Agholor		72T
Carson Wentz to Torrey Smith		59T
LeGarrette Blount run	37	
Carson Wentz to Corey Clement		22

CARDINALS: 1 pass, 0 rush

Description	Run	Pass
Carson Palmer to Jaron Brown		20

## WEEK 6 - EAGLES at PANTHERS (10/12)

EAGLES: 4 pass, 0 rush

Description	Run	Pass
Carson Wentz to Alshon Jeffery		37
Carson Wentz to Nelson Agholor		24T
Carson Wentz to Nelson Agholor		24
Carson Wentz to Mack Hollins		20

PANTHERS: 1 pass, 0 rush

Description	Run	Pass
Cam Newton to Devin Funchess		20

# THE LAST TIME ...



## TEAM

### Won in Overtime

**Eagles:** 11/8/15 - at Dal., 33-27  
**Opponent:** 10/30/16 - at Dal., 23-29

### Won by Scoring in Last Two Minutes of Regulation

**Eagles:** 9/24/17 - vs. NYG, 27-24 (last score at 0:00)  
**Opponent:** 12/11/16 - vs. Was., 22-27 (last score at 1:53)

### Tied Game by Scoring in the Last Two Minutes

**Eagles:** 9/24/17 - vs. NYG, 27-24 (tied score at 0:51)  
**Opponent:** 11/8/15 - win at Dal., 33-27 ot (tied game at 0:02)

### Won in Prime Time

**Eagles:** 10/12/17 - at Car., 28-23  
**Opponent:** 11/28/16 - vs. GB, 13-27

### Shutout

**Eagles:** 10/12/14 - vs. NYG, 27-0  
**Opponent:** 1/3/10 - at Dal., 0-24

### Won by 20-or-more Points

**Eagles:** 10/8/17 - vs. Ari., 34-7  
**Opponent:** 12/20/15 - vs. Ari., 17-40

### Won After Trailing by 20-or-More Points

**Eagles:** 12/19/10 - at NYG, 38-31 (NYG ahead 31-10 in 4th quarter)  
**Opponent:** 10/2/11 - vs. SF, 23-24 (PHI ahead 23-3 in 3rd quarter)

### Held a 28-or-More Point Lead

**Eagles:** 9/25/16 - win vs. Pit., 34-3  
**Opponent:** 12/4/16 - loss at Cin., 14-32

### Held a 21-or-More Point Lead

**Eagles:** 10/8/17 - win vs. Ari., 34-7  
**Opponent:** 12/4/16 - loss at Cin., 14-32

### Held a 17-or-More Point Lead

**Eagles:** 10/8/17 - win vs. Ari., 34-7  
**Opponent:** 12/4/16 - loss at Cin., 14-32

### Scored 20-or-More Points in a Quarter

**Eagles:** 10/8/17 - win vs. Ari., 34-7 (21, 1st Q)  
**Opponent:** 9/24/17 - win vs. NYG, 27-24 (24, 4th Q)

### Scored 20-or-More Points in a Half

**Eagles:** 10/8/17 - win vs. Ari., 34-7 (21, 1st half)  
**Opponent:** 9/24/17 - win vs. NYG, 27-24 (24, 2nd half)

### Held Opponent without a Touchdown

**Eagles:** 9/25/16 - win vs. Pit., 34-3  
**Opponent:** 10/20/13 - loss vs. Dal., 17-3

### Touchdowns Scored by Offense and Defense

**Eagles:** 9/10/17 - win at Was., 30-17 (2 offense, 1 defense)  
**Opponent:** 9/10/17 - win at Was., 30-17 (1 offense, 1 defense)

### Touchdowns by Offense, Defense and Special Teams

**Eagles:** 12/6/15 - win at NE, 35-28 (2 offense, 1 defense, 2 ST)  
**Opponent:** 11/16/14 - loss at GB, 53-20 (4 offense, 2 defense, 1 ST)

## TEAM - Cont.

### No Turnovers

**Eagles:** 10/1/17 - win at LAC, 26-24  
**Opponent:** 9/17/17 - loss at KC, 20-27

### Touchdown Scored on First Drive

**Eagles:** 10/8/17 - win vs. Ari, 34-7  
**Opponent:** 12/18/16 - loss at Bal., 26-27

### Successful Two-Point Conversion

**Eagles:** 10/12/17 - L.Blount run at Car.  
**Opponent:** 12/26/15 - J.Crowder pass from K.Cousins vs. Was.

### Failed Two-Point Conversion Attempt

**Eagles:** 12/18/16 - Pass failed from C.Wentz to J.Matthews at Bal.  
**Opponent:** 12/11/16 - Pass failed from K.Cousins to J.Reed vs. Was.

## TOTAL OFFENSE

### 500-or-More Total Net Yards of Offense

**Eagles:** 10/11/15 - vs. NO (519; 186 rushing, 333 passing)  
**Opponent:** 1/3/16 - at NYG (502; 208 rushing, 294 passing)

### 400-or-More Total Net Yards of Offense

**Eagles:** 10/8/17 - vs. Ari. (419; 122 rushing, 297 passing)  
**Opponent:** 10/1/17 - at LAC (400; 58 rushing, 342 passing)

## RUSHING

### 300-or-More Net Yards Rushing by Team

**Eagles:** 9/3/00 - at Dal. (306)  
**Opponent:** 9/25/60 - vs. Cle. (329)

### 200-or-More Net Yards Rushing by Team

**Eagles:** 10/1/17 - at LAC (214)  
**Opponent:** 10/16/16 - at Was. (230)

### Individual 200-Yard Rushing Game

**Eagles:** 12/8/13 - LeSean McCoy (29-217-2TDs) vs. Det.  
**Opponent:** 11/22/15 - Doug Martin (27-235-0TDs) vs. TB

### Individual 150-Yard Rushing Game

**Eagles:** 11/27/14 - LeSean McCoy (25-159-1TD) at Dal.  
**Opponent:** 1/3/16 - Rashad Jennings (27-170-1TD) at NYG

### Individual 100-Yard Rushing Game

**Eagles:** 10/1/17 - LeGarrette Blount (16-136) at LAC  
**Opponent:** 10/16/16 - Matt Jones (16-135-1TD) at Was.

### Two 100-Yard Rushers in the Same Game

**Eagles:** 12/22/13 - L.McCoy (18-133-2TDs) & B.Brown (9-115-1TD) vs. Det.  
**Opponent:** 10/30/05 - M.Anderson (21-126-1TD) and T.Bell (14-107-2TDs) at Den.

### Consecutive 100-Yard Rushing Games

**Eagles:** 11/23/14-11/27/14 - L.McCoy (21-130-1TD) vs. Ten. & (25-159-1TD) at Dal.  
**Opponent:** 10/25/15-11/8/15 - J.Stewart (24-125-0TDs) at Car.; D.McFadden (27-117-0TDs) at Dal.



# THE LAST TIME ...



## RUSHING - Cont.

### Combined 200-Yards Rushing by Two Players

**Eagles:** 12/22/13 - 248 by L.McCoy (18-133-2TDs) & B.Brown (9-115-1TD) vs. Det.

**Opponent:** 11/20/15 - 187 by D.Johnson (29-187-3TDs) & K.Williams (6-34-0TDs) vs. Ari.

### Individual with 30-or-More Carries

**Eagles:** 9/9/13 - LeSean McCoy (31-184-1TD) at Was.

**Opponent:** 12/14/14 - DeMarco Murray (31-81-2TD) vs. Dal.

### Individual with 25-or-More Carries

**Eagles:** 11/27/14 - LeSean McCoy (25-159-1TD) at Dal.

**Opponent:** 1/3/16 - Rashad Jennings (27-170-1TD) at NYG

### Rushing Play of 80-or-More Yards

**Eagles:** 10/1/00 - 85t by Brian Mitchell vs. Atl.

**Opponent:** 11/22/15 - 84 by Doug Martin vs. TB

### Rushing Play of 60-or-More Yards

**Eagles:** 10/1/17 - 68 by LeGarrette Blount at LAC

**Opponent:** 11/20/16 - 72t by C.J. Prosise at Sea.

### Rushing Play of 40-or-More Yards

**Eagles:** 10/1/17 - 68 by LeGarrette Blount at LAC

**Opponent:** 9/17/17 - 53 by Kareem Hunt at KC

### Individual with Three-or-More Rushing Touchdowns

**Eagles:** 12/18/11 - LeSean McCoy (18-102-3TDs) vs. NYJ

**Opponent:** 12/20/15 - David Johnson (29-187-3TDs) vs. Ari.

### Individual with Two-or-More Rushing Touchdowns

**Eagles:** 11/13/16 - Ryan Mathews (19-109-2TDs) vs. Atl.

**Opponent:** 9/17/17 - Kareem Hunt (13-81-2TDs) at KC

## PASSING

### 400 Net Yards Passing by Team

**Eagles:** 10/26/14 - at Ari. (411)

**Opponent:** 12/28/14 - at NYG (429)

### 300 Net Yards Passing by Team

**Eagles:** 12/4/16 - at Cin. (306)

**Opponent:** 10/1/17 - at LAC (342)

### Individual with 50-or-More Pass Attempts

**Eagles:** 12/4/16 - Carson Wentz (60-36-308-3-1TD) at Cin.

**Opponent:** 10/12/17 - Cam Newton (52-28-239-3-1TD) at Car.

### Individual with 40-or-More Pass Attempts

**Eagles:** 9/17/17 - Carson Wentz (46-25-333-1-2TDs) at KC

**Opponent:** 10/12/17 - Cam Newton (52-28-239-3-1TD) at Car.

### Individual with 30-or-More Pass Completions

**Eagles:** 12/11/16 - Carson Wentz (46-32-314-1-1TD) vs. Was.

**Opponent:** 9/24/17 - Eli Manning (47-35-366-2-3TDs) vs. NYG

### Individual with 25-or-More Pass Completions

**Eagles:** 9/17/17 - Carson Wentz (46-25-333-1-2TDs) at KC

**Opponent:** 10/12/17 - Cam Newton (52-28-239-3-1TD) at Car.

## PASSING - Cont.

### Individual 300-Yard Passing Game

**Eagles:** 10/8/17 - Carson Wentz (30-21-304-1-4TDs) vs. Ari.

**Opponent:** 10/1/17 - Philip Rivers (38-22-347-0-2TDs) at LAC

### Consecutive 300-Yard Passing Games

**Eagles:** 9/10/17 - 9/17/17 - Carson Wentz (39-26-307-1-2TDs) at Was. & (46-25-333-1-2TDs) at KC

**Opponent:** 9/24/17 - 10/1/17 - Eli Manning (47-35-366-2-3TDs) vs. NYG & Philip Rivers (38-22-347-0-2TDs) at LAC

### Individual with Four-or-More Touchdown Passes

**Eagles:** 10/8/17 - Carson Wentz (30-21-304-1-4TDs) vs. Ari.

**Opponent:** 11/6/16 - Eli Manning (36-22-257-2-4TDs) at NYG

### Individual with Three-or-More Touchdown Passes

**Eagles:** 10/12/17 - Carson Wentz (30-16-222-0-3TDs) at Car.

**Opponent:** 9/24/17 - Eli Manning (47-35-366-2-3TDs) vs. NYG

### No Sacks Allowed

**Eagles:** 12/22/16 - vs. NYG (25 attempts - Carson Wentz/Chase Daniel)

**Opponent:** 9/24/17 - vs. NYG (47 attempts - Eli Manning)

## RECEIVING

### Individual with 10-or-more Receptions

**Eagles:** 1/1/17 - Zach Ertz (13-139-2TDs) vs. Dal.

**Opponent:** 10/12/17 - Christian McCaffrey (10-56-1TD) at Car.

### Individual with 150-Yard Receiving Game

**Eagles:** 1/3/16 - Zach Ertz (9-152) at NYG

**Opponent:** 12/22/16 - Odell Beckham Jr. (11-150) vs. NYG

### Individual with 100-Yard Receiving Game

**Eagles:** 1/1/17 - Zach Ertz (13-139-2TDs) vs. Dal.

**Opponent:** 10/1/17 - Keenan Allen (5-138) & Tyrell Williams (5-115-1TD) at LAC

### Two 100-Yard Receivers in the Same Game

**Eagles:** 12/26/15 - Zach Ertz (13-122) & Jordan Matthews (6-104-1TD) vs. Was.

**Opponent:** 10/1/17 - Keenan Allen (5-138) & Tyrell Williams (5-115-1TD) at LAC

### Consecutive 100-Yard Receiving Games

**Eagles:** 12/26/15-1/3/16 - Zach Ertz (13-122) vs. Was. & (9-152) at NYG

**Opponent:** 9/17/17-10/1/17 - Travis Kelce (8-103-1TD) at KC; Sterling Shepard (7-133-1TD) vs. NYG; Keenan Allen (5-138) & Tyrell Williams (5-115-1TD) at LAC

### Individual with Three-or-More TD Receptions

**Eagles:** 11/3/13 - Riley Cooper (5-139-3TDs) at Oak.

**Opponent:** 11/26/15 - Calvin Johnson (8-93-3TDs) at Det.

### Individual with Two-or-More TD Receptions

**Eagles:** 10/12/17 - Zach Ertz (2-18-2TDs) at Car.

**Opponent:** 9/24/17 - Odell Beckham Jr. (9-79-2TDs) vs. NYG

### Pass Play of 80-or-More Yards

**Eagles:** 12/12/10 - 91t, Michael Vick to DeSean Jackson at Dal.

**Opponent:** 12/11/16 - 80t, Kirk Cousins to DeSean Jackson vs. Was.



## RECEIVING - Cont.

### Pass Play of 60-or-More Yards

**Eagles:** 10/8/17 - 72t, Carson Wentz to Nelson Agholor vs. Ari.  
**Opponent:** 10/1/17 - 75t, Philip Rivers to Tyrell Williams at LAC

### Pass Play of 40-or-More Yards

**Eagles:** 10/8/17 - 72t, Carson Wentz to Nelson Agholor; 59t, Carson Wentz to Torrey Smith  
**Opponent:** 10/1/17 - 75t, Philip Rivers to Tyrell Williams; 50, Philip Rivers to Keenan Allen; 49, Philip Rivers to Keenan Allen

## NOTABLE OFFENSIVE COMBINATIONS

### Led Team in Rushing & Receiving Yds. in Same Game

**Eagles:** 12/30/12 - LeSean McCoy (10-45 rush, 5-61 rec.) at NYG  
**Opponent:** 12/8/13 - Joiqee Bell (23-69-1TD rush, 4-58 rec.) vs. Det.

### 100-Yard Rusher & Receiver in the Same Game

**Eagles:** 11/27/14 - LeSean McCoy (25-159-1TD rush) & Jeremy Maclin (8-108 rec.) at Dal.  
**Opponent:** 11/8/15 - Darren McFadden (27-117 rush) & Cole Beasley (9-112-2TDs rec.), Dez Bryant (5-104-1TD rec.) at Dal.

### 100-Yard Rusher, 100-Yard Receiver & 300-Yard Passer in the Same Game

**Eagles:** 9/23/07 - Brian Westbrook (14-110-2TDs rush & 5-111-1TD rec.), Kevin Curtis (11-221-3TDs rec.) & Donovan McNabb (26-21-381-0-4TDs) vs. Det.  
**Opponent:** 12/11/05 - Tiki Barber (32-124 rush), Jeremy Shockey (10-107 rec.) & Eli Manning (44-28-312-3-1TD) vs. NYG

### Individual with at Least One Rushing and Receiving Touchdown in the Same Game

**Eagles:** 9/14/15 - DeMarco Murray (8-9-1TD rush, 4-11-1TD rec.) at Atl.  
**Opponent:** 10/25/15 - Mike Tolbert (3-16-1TD rush, 1-2-1TD rec.) at Car.

### Individual with at Least One Rushing Touchdown and One Touchdown Pass in the Same Game

**Eagles:** 11/27/14 - Mark Sanchez (29-20-217-0-1TD pass, 7-28-1TD rush) at Dal.  
**Opponent:** 10/12/17 - Cam Newton (52-28-239-3-1TD pass, 11-71-1TD rush) at Car.

## DEFENSE

### Held Opponent Under 200 Yards Total Offense

**Eagles:** 1/1/17 - vs. Dal. (195; 69 rushing, 126 passing)  
**Opponent:** 12/7/14 - vs. Sea. (139; 57 rushing, 82 passing)

### Held Opponent Under 300 Yards Total Offense

**Eagles:** 9/10/17 - at Was. (264; 64 rushing, 200 passing)  
**Opponent:** 12/22/16 - vs. NYG (286; 118 rushing, 168 passing)

### Held Opponent Under 50 Yards Rushing

**Eagles:** 10/8/17 - vs. Ari. (31)  
**Opponent:** 12/26/15 - vs. Was. (45)

### Held Opponent Under 75 Yards Rushing

**Eagles:** 10/8/17 - vs. Ari. (31)  
**Opponent:** 9/10/17 - at Was. (58)

## DEFENSE - Cont.

### Held Opponent Under 100 Yards Rushing

**Eagles:** 10/12/17 - at Car. (80)  
**Opponent:** 9/10/17 - at Was. (58)

### Held Opponent Under 100 Net Yards Passing

**Eagles:** 12/13/12 - vs. Cin. (92)  
**Opponent:** 12/7/14 - vs. Sea. (82)

### Held Opponent Under 150 Net Yards Passing

**Eagles:** 1/1/17 - vs. Dal. (126)  
**Opponent:** 10/23/16 - vs. Min. (138)

### Interception Return for a Touchdown

**Eagles:** 12/22/16 - M.Jenkins, 34 yards (QB E.Manning) vs. NYG  
**Opponent:** 9/10/17 - R.Kerrigan, 24 yards (QB C.Wentz) at Was.

### Individual with Three-or-More Interceptions

**Eagles:** 10/16/11 - K.Coleman (3) at Was. (QB R.Grossman)  
**Opponent:** 12/2/07 - L.Tatupu (3) vs. Sea. (QB A.J. Feeley)

### Individual with Two-or-More Interceptions

**Eagles:** 1/1/17 - J.Hicks (2) vs. Dal. (QB M.Sanchez)  
**Opponent:** 12/4/16 - V.Burfict (2) at Cin. (QB C.Wentz)

### Fumble Recovered for Touchdown

**Eagles:** 9/10/17 - F.Cox recovered K.Cousins fumble forced by B.Graham and returned it 20 yards for a touchdown at Was.  
**Opponent:** 12/26/15 - D.Hall recovered S.Bradford fumble and returned it 17 yards for a touchdown vs. Was.

### Safety Scored

**Eagles:** 9/11/16 - R.Griffin III aborted snap. Cameron Erving credited with fumble on high snap, ball out of bounds in end zone  
**Opponent:** 11/23/08 - S.Rocca punt blocked by J.McClain out of bounds in end zone at Bal.  
 1/11/09 - Intentional grounding penalty enforced on D.McNabb in end zone (NFC-D) at NYG

### Seven-or-More Sacks by Team

**Eagles:** 11/10/14 - vs. Car. (9)  
**Opponent:** 11/5/12 - at NO (7)

### Six-or-More Sacks by Team

**Eagles:** 10/23/16 - vs. Min. (6)  
**Opponent:** 9/17/17 - at KC (6)

### Five-or-More Sacks by Team

**Eagles:** 10/11/15 - vs. NO (5)  
**Opponent:** 9/17/17 - at KC (6)

### Individual with Three-or-More Sacks

**Eagles:** 10/11/15 - F.Cox (3.0 sacks of D.Brees) vs. NO  
**Opponent:** 9/17/17 - C.Jones (3.0 sacks of C.Wentz) at KC

### Individual with Two-or-More Sacks

**Eagles:** 9/10/17 - B.Graham (2.0 sacks of K.Cousins) at Was.  
**Opponent:** 9/17/17 - C.Jones (3.0 sacks of C.Wentz) at KC



## SPECIAL TEAMS

### Kickoff Return for a Touchdown

**Eagles:** 10/23/16 - Josh Huff, 98 yards vs. Min.  
**Opponent:** 12/8/13 - Jeremy Ross, 98 yards vs. Det.

### Kickoff Return for a Touchdown to Start a Game

**Eagles:** 11/23/14 - Josh Huff, 107 yards vs. Ten.  
**Opponent:** 10/12/03 - Randal Williams, 37 yards at Dal.

### Punt Return for a Touchdown

**Eagles:** 12/6/15 - Darren Sproles, 83 yards at NE  
**Opponent:** 9/19/16 - Eddie Royal, 65 yards at Chi.

### Blocked Punt Recovered for Touchdown

**Eagles:** 12/6/15 - N.Goode returned R.Allen's blocked punt (blocked by C.Maragos) 24 yards at NE  
**Opponent:** 9/20/15 - K.Wilber returned D.Jones' blocked punt (blocked by D.McCray) 26 yards vs. Dal.

### Blocked Punt

**Eagles:** 1/1/17 - S.Means blocked C.Jones' punt vs. Dal.  
**Opponent:** 11/15/15 - Z.Vigil blocked D.Jones' punt vs. Mia.

### Blocked PAT

**Eagles:** 11/20/16 - B.Logan, PAT attempt by S.Hauschka at Sea.  
**Opponent:** 12/13/09 - F.Robbins, PAT attempt by D.Akers vs. NYG

### Missed (not blocked) PAT

**Eagles:** 9/10/17 - Caleb Sturgis at Was.  
**Opponent:** 12/4/16 - Mike Nugent at Cin.

### Blocked Field Goal

**Eagles:** 10/8/17 - P.Robinson, 51-yd attempt by P.Dawson vs. Ari.  
**Opponent:** 11/6/16 - J.Pierre-Paul, 40-yd attempt by C.Sturgis at NYG

## SPECIAL TEAMS - Cont.

### Blocked Field Goal returned for a TD

**Eagles:** 10/23/05 - Matt Ware, 65-yd. return after Quintin Mikell blocked a 40-yd. att. by Nate Kaeding vs. SD  
**Opponent:** 12/7/08 - Kevin Dockery, 71-yd. return after Justin Tuck blocked a 32-yd. att. by D.Akers at NYG

### Individual with Five-or More Field Goals

**Eagles:** 11/23/14 - Cody Parkey (5-6) vs. Ten.  
**Opponent:** 10/27/13 - Josh Brown (5-5) vs. NYG

### Individual with Four-or More Field Goals

**Eagles:** 10/1/17 - Jake Elliott (4-4) at LAC  
**Opponent:** 12/22/16 - Robbie Gould (4-4) vs. NYG

### Successful Onsides Kick

**Eagles:** 9/17/17 - J.Elliott kick recovered by T.Burton at KC (4th Q)  
**Opponent:** 12/6/15 - S.Gostkowski kick recovered by R.Melvin at NE (4th Q)

### Failed Onsides Kick Attempt

**Eagles:** 12/18/16 - C.Sturgis kick recovered by A.Levine at Bal. (4th Q)  
**Opponent:** 10/23/16 - B.Walsh kick out of bounds vs. Min. (4th Q)

### Touchdown off of Fake Field Goal

**Eagles:** 12/24/1989 - C.Carter 22-yard pass from R.Ruzek vs. Pho.  
**Opponent:** 12/20/1998 - Holder E.Bjornson 7-yard run at Dal.

### Touchdown off of Fake Punt

**Eagles:** 9/29/02 - B.Dawkins 57 yard pass from B.Mitchell vs. Hou.  
**Opponent:** N/A

# ALL-TIME REGULAR SEASON SERVICE



## MOST SEASONS PLAYED

Name	Seasons
1. Chuck Bednarik (1949-1962)	14
2. Brian Dawkins (1996-2008)	13
Harold Carmichael (1971-1983)	13
Frank (Bucko) Kilroy (1943-1955)	13
Vic Sears (1941-1953)	13
6. David Akers (1999-2010)	12
Jerry Sisemore (1973-1984)	12
Bobby Walston (1951-1962)	12

## MOST CONSECUTIVE GAMES PLAYED

Name	Games
1. Jon Dorenbos (2006-2016)	162
Harold Carmichael (1972-1983)	162
3. Randy Logan (1973-1983)	159
4. Bobby Walston (1951-1962)	148
5. Jon Runyan (2000-2008)	144
6. Ken Clarke (1977-1987)	139
7. Herman Edwards (1977-1985)	135
8. Frank LeMaster (1974-1982)	129
9. Sheldon Brown (2002-2009)	128
10. Jerry Sisemore (1974-1982)	127

## MOST REGULAR SEASON GAMES PLAYED

Name	Pos	Years	Seasons	GP
1. David Akers	K	1999-2010	12	188
2. Brian Dawkins	FS	1996-2008	13	183
3. Harold Carmichael	WR	1971-1983	13	180
4. Chuck Bednarik	C/LB	1949-1962	14	169
5. Tra Thomas	T	1998-2008	11	166
<b>6. Brent Celek</b>	<b>TE</b>	<b>2007-2017</b>	<b>11</b>	<b>165</b>
7. Jon Dorenbos	LS	2006-2016	11	162
8. Randy Logan	S	1973-1983	11	159
9. Guy Morriss	C	1973-1983	11	158
10. Jerry Sisemore	T	1973-1984	12	156
11. Trent Cole	DE/LB	2005-2014	10	155
12. Donovan McNabb	QB	1999-2009	11	148
Ken Clarke	DT	1978-1987	10	148
Bobby Walston	K/WR	1951-1962	12	148
15. Jon Runyan	T	2000-2008	9	144
16. Ron Jaworski	QB	1977-1986	10	142
17. William Thomas	LB	1991-1999	9	140
18. Andre Waters	SS	1984-1993	10	137
Wes Hopkins	FS	1983-1993	10	137
20. Herman Edwards	DB	1977-1985	9	135

## MOST GAMES PLAYED BY POSITION

Quarterbacks	Pos	Years	Seasons	GP
1. Donovan McNabb	QB	1999-2009	11	148
2. Ron Jaworski	QB	1977-1986	10	142
3. Randall Cunningham	QB	1985-1995	11	122
4. Norm Snead	QB	1964-1970	7	85
5. Sonny Jurgensen	QB	1957-1963	7	83

Offensive Linemen	Pos	Years	Seasons	GP
1. Chuck Bednarik	C/LB	1949-1962	14	169
2. Tra Thomas	T	1998-2008	11	166
3. Guy Morriss	C	1973-1983	11	158
4. Jerry Sisemore	T	1973-1984	12	156
5. Jon Runyan	T	2000-2008	9	144

WRs/TEs	Pos	Years	Seasons	GP
1. Harold Carmichael	WR	1971-1983	13	180
<b>2. Brent Celek</b>	<b>TE</b>	<b>2007-2017</b>	<b>11</b>	<b>165</b>
3. Bobby Walston	K/WR	1951-1962	12	148
4. Pete Retzlaff	E	1956-1966	11	132
5. Charles Smith	WR	1974-1981	8	118

Running Backs	Pos	Years	Seasons	GP
1. Tom Woodeshick	B	1963-1971	9	111
2. Brian Westbrook	RB	2002-2009	8	107
3. Keith Byars	RB	1986-1992	7	105
4. Wilbert Montgomery	RB	1977-1984	8	100
5. Duce Staley	RB	1997-2003	7	98

Defensive Linemen	Pos	Years	Seasons	GP
1. Trent Cole	DE/LB	2005-2014	10	155
2. Ken Clarke	DT	1978-1987	10	148
3. Vic Sears	DT	1941-1953	12	131
4. Hollis Thomas	DT	1996-2005	10	126
5. Clyde Simmons	DE	1986-1993	8	124

Linebackers	Pos	Years	Seasons	GP
1. Chuck Bednarik	C/LB	1949-1962	14	169
2. William Thomas	LB	1991-1999	9	140
3. John Bunting	LB	1972-1982	11	132
4. Frank LeMaster	LB	1974-1982	9	129
5. Seth Joyner	LB	1986-1993	8	120

Secondary	Pos	Years	Seasons	GP
1. Brian Dawkins	FS	1996-2008	13	183
2. Randy Logan	S	1973-1983	11	159
3. Andre Waters	SS	1984-1993	10	137
Wes Hopkins	FS	1983-1993	10	137
5. Herman Edwards	DB	1977-1985	9	135
6. Nate Ramsey	DB	1963-1972	10	134
7. Sheldon Brown	CB	2002-2009	8	128
8. Quintin Mikell	S	2003-2010	8	123
9. Bobby Taylor	CB	1995-2003	9	119
10. Troy Vincent	CB	1996-2003	8	118
Brenard Wilson	S	1979-1986	8	118

Kickers	Pos	Years	Seasons	GP
1. David Akers	K	1999-2010	12	188
2. Bobby Walston	K/WR	1951-1962	12	148
3. Sam Baker	K	1964-1969	6	82
4. Tony Franklin	K	1979-1983	5	73
5. Paul McFadden	K	1984-1987	4	60

Punters	Pos	Years	Seasons	GP
1. Max Runager	P	1979-83, 1989	6	72
<b>2. Donnie Jones</b>	<b>P</b>	<b>2013-2017</b>	<b>5</b>	<b>70</b>
3. Sean Landeta	P	1999-02, 2005	5	65
4. Sav Rocca	P	2007-2010	4	64
Jeff Feagles	P	1990-1993	4	64
Tom Hutton	P	1995-1998	4	64



# ALL-TIME REGULAR SEASON SCORING



## ALL-TIME LEADING SCORERS

Player	Years	Games	TDs	XPM	XPA	FGM	FGA	2pt	Pts
1. David Akers	1999-2010 (12)	188	0	441	447	294	357	0	1323
2. Bobby Walston (WR/K)	1951-1962 (12)	148	46	365	383	80	157	0	881
3. Sam Baker	1964-1969 (6)	82	0	205	213	90	153	0	475
4. Harold Carmichael (WR)	1971-1983 (13)	180	79	0	0	0	0	0	474
5. Steve Van Buren (B)	1944-1951 (8)	83	77	2	2	0	0	0	464
6. Tony Franklin	1979-1983 (5)	73	0	172	182	80	128	0	412
7. Brian Westbrook (RB)	2002-2009 (8)	107	68	0	0	0	0	1	410
8. Tommy McDonald (FL)	1957-1963 (7)	88	67	0	0	0	0	0	402
9. Paul McFadden	1984-1987 (4)	60	0	117	119	91	124	0	390
10. Roger Ruzek	1989-1993 (5)	58	0	139	151	81	108	0	382
11. Pete Pihos (E)	1947-1955 (9)	107	63	0	0	0	0	0	378
12. Timmy Brown (B)	1960-1967 (8)	96	62	0	0	0	0	0	372
13. Mike Quick (WR)	1982-1990 (9)	101	61	0	0	0	0	0	366
14. Wilbert Montgomery (RB)	1977-1984 (8)	100	58	0	0	0	0	0	348
15. Alex Henery	2011-2013 (3)	48	0	116	117	74	86	0	338
16. LeSean McCoy (RB)	2009-2014 (6)	90	54	0	0	0	0	1	326
17. Tom Dempsey	1971-1974 (4)	47	0	84	90	66	108	0	282
Pete Retzlaff (E)	1956-1966 (11)	132	47	0	0	0	0	0	282
19. Cliff Patton	1946-1950 (5)	52	0	160	166	28	61	0	244
20. DeSean Jackson (WR)	2008-2013 (6)	87	39	0	0	0	0	0	234

## MOST POINTS, SEASON

Player	Year	TDs	XPM	XPA	FGM	FGA	2pt	Pts
1. Cody Parkey	2014	0	54	54	32	36	0	150
2. David Akers	2008	0	45	45	33	40	0	144
3. David Akers	2010	0	47	47	32	38	0	143
4. David Akers	2009	0	43	45	32	37	0	139
<b>5. Caleb Sturgis</b>	<b>2016</b>	<b>0</b>	<b>30</b>	<b>31</b>	<b>35</b>	<b>41</b>	<b>0</b>	<b>135</b>
6. David Akers	2002	0	43	43	30	34	0	133
7. David Akers	2004	0	41	42	27	32	0	122
8. David Akers	2000	0	34	36	29	33	0	121
9. LeSean McCoy (RB)	2011	20	0	0	0	0	0	120
10. Alex Henery	2011	0	46	46	24	27	0	118

Led NFL

Led Conference

## LONGEST FIELD GOALS

PLAYER	GAME	LG
<b>1. Jake Elliott</b>	<b>9/24/17 vs. Giants</b>	<b>61</b>
2. Tony Franklin	11/12/79 at Cowboys	59
3. David Akers	9/14/03 vs. Patriots	57
<b>4. Caleb Sturgis</b>	<b>10/30/16 at Cowboys</b>	<b>55</b>
5. Cody Parkey	10/26/14 at Cardinals	54
Tom Dempsey	12/12/71 vs. StL Cardinals	54
<b>7. Jake Elliott</b>	<b>10/1/17 at LA Chargers</b>	<b>53</b>
<b>Caleb Sturgis</b>	<b>9/19/16 at Bears</b>	<b>53</b>
<b>Caleb Sturgis</b>	<b>11/8/15 at Cowboys</b>	<b>53</b>
David Akers	9/30/07 at Giants	53
David Akers	10/24/99 at Dolphins	53
Roger Ruzek	12/9/90 at Dolphins	53

## ALL-TIME SCORING

TDs by rushing	1,017
TDs by reception	1,581
TDs by INT return	99
TDs by kickoff return	29
TDs by punt return	32
TDs by fumble return	76
TDs by blocked punt	11
FGs made	1,293

## MOST TOUCHDOWNS, Career

PLAYER	TDs
1. Harold Carmichael (WR)	79
2. Steve Van Buren (B)	77
3. Brian Westbrook (RB)	68
4. Tommy McDonald (FL)	67
5. Pete Pihos (E)	63
6. Timmy Brown (B)	62
7. Mike Quick (WR)	61
8. Wilbert Montgomery (RB)	58
9. LeSean McCoy (RB)	54
10. Pete Retzlaff (E)	47

## MOST FGs MADE, Career

PLAYER	FGM
1. David Akers	294
2. Paul McFadden	91
3. Sam Baker	90
4. Roger Ruzek	81
5. Tony Franklin	80
Bobby Walston (WR/K)	80
7. Alex Henery	74
8. Tom Dempsey	66
<b>9. Caleb Sturgis</b>	<b>56</b>
10. Gary Anderson	47

## MOST FGAs, Career

PLAYER	FGA
1. David Akers	357
2. Bobby Walston (WR/K)	157
3. Sam Baker	153
4. Tony Franklin	128
5. Paul McFadden	124
6. Roger Ruzek	108
Tom Dempsey	108
8. Alex Henery	86
<b>9. Caleb Sturgis</b>	<b>66</b>
10. Cliff Patton	61

## MOST PATs MADE, Career

PLAYER	XPM
1. David Akers	441
2. Bobby Walston (WR/K)	365
3. Sam Baker	205
4. Tony Franklin	172
5. Cliff Patton	160
6. Roger Ruzek	139
7. Paul McFadden	117
8. Alex Henery	116
9. Roy Zimmerman	89
10. Tom Dempsey	84

## MOST PATs ATT., Career

PLAYER	XPA
1. David Akers	447
2. Bobby Walston (WR/K)	383
3. Sam Baker	213
4. Tony Franklin	182
5. Cliff Patton	166
6. Roger Ruzek	151
7. Paul McFadden	119
8. Alex Henery	117
9. Roy Zimmerman	98
10. Tom Dempsey	90

# ALL-TIME REGULAR SEASON SCORING



## TOP SINGLE-GAME SCORING PERFORMANCES

### MOST POINTS, Game

PLAYER	GAME	PTS
1. Bobby Walston (WR/K)	10/17/1954 at Redskins	25
2. Brian Westbrook (RB)	11/27/2008 vs. Cardinals	24
Irving Fryar (WR)	10/20/1996 vs. Dolphins	24
Wilbert Montgomery (RB)	10/7/1979 vs. Redskins	24
Wilbert Montgomery (RB)	9/10/1978 at Redskins	24
Ben Hawkins (FL)	9/28/1969 vs. Steelers	24
Tommy McDonald (FL)	10/4/1959 vs. Giants	24
Clarence Peaks (B)	11/16/1958 vs. Chi. Cardinals	24

### MOST TOUCHDOWNS, Game

PLAYER	GAME	TDS
1. Brian Westbrook (RB)	11/27/2008 vs. Cardinals	4
Irving Fryar (WR)	10/20/1996 vs. Dolphins	4
Wilbert Montgomery (RB)	10/7/1979 vs. Redskins	4
Wilbert Montgomery (RB)	9/10/1978 at Redskins	4
Ben Hawkins (FL)	9/28/1969 vs. Steelers	4
Tommy McDonald (FL)	10/4/1959 vs. Giants	4
Clarence Peaks (B)	11/16/1958 vs. Chi. Cardinals	4

### MOST FIELD GOALS MADE, Game

PLAYER	GAME	FGM
1. Tom Dempsey	11/12/1972 at Houston Oilers	6
2. Cody Parkey	11/23/2014 vs. Titans	5
Alex Henery	10/6/2013 at Giants	5
David Akers	11/18/2001 at Cowboys	5
Gary Anderson	12/22/1996 vs. Ari. Cardinals	5
Gary Anderson	10/1/1995 at Saints	5

### MOST FIELD GOALS ATTEMPTED, Game

PLAYER	GAME	FGA
1. Tom Dempsey	11/12/1972 at Houston Oilers	7
Sam Baker	12/5/1965 vs. Cowboys	7
3. Cody Parkey	11/23/2014 vs. Titans	6
David Akers	10/3/2004 at Bears	6
Tom Dempsey	10/7/1973 at Bills	6

### MOST CONSECUTIVE FIELD GOALS MADE

PLAYER (YEARS)	FGs
1. Alex Henery (2012)	22
2. Caleb Sturgis (2016)	18
3. Cody Parkey (2014)	17
Alex Henery (2011-12) (16 in 2011, 1 in 2012)	17
David Akers (2009)	17
David Akers (2001)	17
7. David Akers (2008)	15
David Akers (2004)	15
9. David Akers (2003)	13
David Akers (1999-2000) (1 in 1999, 12 in 2000)	13

## MOST TOUCHDOWNS, Season

PLAYER (YEAR)	TDS
1. LeSean McCoy (2011)	20
2. Steve Van Buren (1945)	18
3. Brian Westbrook (2008)	14
Terrell Owens (2004)	14
Wilbert Montgomery (1979)	14
Steve Van Buren (1947)	14

## MOST FGs MADE, Season

PLAYER (YEAR)	FGM
1. Caleb Sturgis (2016)	35
2. David Akers (2008)	33
3. Cody Parkey (2014)	32
David Akers (2010)	32
David Akers (2009)	32

## MOST FGA, Season

PLAYER (YEAR)	FGA
1. Caleb Sturgis (2016)	41
2. David Akers (2008)	40
Tom Dempsey (1973)	40
4. David Akers (2010)	38
5. David Akers (2009)	37
Paul McFadden (1984)	37

## MOST PATs ATTEMPTED, Season

PLAYER (YEAR)	XPA
1. Cody Parkey (2014)	54
2. Cliff Patton (1948)	50
3. (4 times) last by David Akers (2006)	48

## MOST PATs MADE, Season

PLAYER (YEAR)	XPM
1. Cody Parkey (2014)	54
2. Cliff Patton (1948)	50
3. David Akers (2006)	48
Tony Franklin (1980)	48
5. David Akers (2010)	47

## MOST CONSECUTIVE GAMES WITH A TD

PLAYER (YEAR)	GAMES
1. LeSean McCoy (2011)	9
2. Steve Van Buren (1947)	8
3. (5 times) last by Ricky Watters (1995)	6

## MOST CONSECUTIVE PATs MADE

PLAYER (YEARS)	XPM
1. David Akers (2004-2009)	173
2. David Akers (2001-04)	153
3. Cliff Patton (1947-49)	84

# ALL-TIME REGULAR SEASON PASSING



## ALL-TIME LEADING PASSERS

Player	Years	Gm	Att	Cmp	Pct	Yds	TD	INT	Lg	QB Rat	INT Pct
1. Donovan McNabb	1999-2009 (11)	148	4,746	2,801	59.0	32,873	216	100	91t	86.5	2.1
2. Ron Jaworski	1977-86 (10)	142	3,918	2,088	53.3	26,963	175	151	99t	74.0	3.9
3. Randall Cunningham	1985-95 (11)	122	3,362	1,874	55.7	22,877	150	105	95t	78.7	3.1
4. Norm Snead	1964-70 (7)	85	2,236	1,154	51.6	15,672	111	124	87t	67.7	5.5
5. Tommy Thompson	1941-50 (8)	88	1,396	723	51.8	10,240	90	100	75t	67.4	7.2
6. Michael Vick	2009-13 (5)	54	1,300	773	59.5	9,984	57	33	91t	87.7	2.5
7. Sonny Jurgensen	1957-63 (7)	83	1,107	602	54.4	9,639	76	73	84	79.1	6.6
8. Bobby Thomason	1952-57 (6)	68	1,113	556	50.0	8,124	57	80	67t	61.2	7.2
9. Norm Van Brocklin	1958-60 (3)	36	998	542	54.3	7,497	55	51	91t	75.7	5.1
10. Roman Gabriel	1973-77 (5)	53	1,185	661	55.8	7,221	47	37	80t	74.2	3.1
<b>11. Nick Foles</b>	<b>2012-14 (3)</b>	<b>28</b>	<b>893</b>	<b>550</b>	<b>61.6</b>	<b>6,753</b>	<b>46</b>	<b>17</b>	<b>68t</b>	<b>94.2</b>	<b>1.9</b>
12. Adrian Burk	1951-56 (6)	70	960	457	47.6	6,203	55	77	84t	54.4	8.0
<b>13. Carson Wentz</b>	<b>2016-17 (2)</b>	<b>22</b>	<b>814</b>	<b>505</b>	<b>62.0</b>	<b>5,366</b>	<b>29</b>	<b>17</b>	<b>73t</b>	<b>84.4</b>	<b>2.1</b>
14. Rodney Peete	1995-98 (4)	30	756	434	57.4	4,945	17	27	62	69.8	3.6
15. Ty Detmer	1996-97 (2)	21	645	372	57.7	4,478	22	19	57	78.2	2.9
16. King Hill	1961-68 (8)	71	635	325	51.2	4,308	29	51	92t	54.8	8.0
17. Sam Bradford	2015 (1)	14	532	346	65.0	3,725	19	14	78t	86.4	2.6
18. Roy Zimmerman	1943-46 (4)	41	435	190	43.7	3,219	30	43	75t	52.7	9.9
19. Mark Sanchez	2014-15 (2)	13	400	257	64.3	3,034	18	15	72	86.6	3.8
20. Pete Liske	1971-72 (2)	28	407	214	52.6	2,930	14	22	69t	64.8	5.4

### MOST TD PASSES, Career

PLAYER	TDs
1. Donovan McNabb	216
2. Ron Jaworski	175
3. Randall Cunningham	150
4. Norm Snead	111
5. Tommy Thompson	90
6. Sonny Jurgensen	76
7. Michael Vick	57
Bobby Thomason	57
9. Norm Van Brocklin	55
Adrian Burk	55

### MOST ATTEMPTS, Career

PLAYER	ATTs
1. Donovan McNabb	4,746
2. Ron Jaworski	3,918
3. Randall Cunningham	3,362
4. Norm Snead	2,236
5. Tommy Thompson	1,396
6. Michael Vick	1,300
7. Roman Gabriel	1,185
8. Bobby Thomason	1,113
9. Sonny Jurgensen	1,107
10. Norm Van Brocklin	998

### MOST COMPLETIONS, Career

PLAYER	COMPs
1. Donovan McNabb	2,801
2. Ron Jaworski	2,088
3. Randall Cunningham	1,874
4. Norm Snead	1,154
5. Michael Vick	773
6. Tommy Thompson	723
7. Roman Gabriel	661
8. Sonny Jurgensen	602
9. Bobby Thomason	556
<b>10. Nick Foles</b>	<b>550</b>

### BEST COMP. PCT., Career

PLAYER	COMP%
1. Sam Bradford	65.0
<b>2. Carson Wentz</b>	<b>62.0</b>
<b>3. Nick Foles</b>	<b>61.6</b>
4. Michael Vick	59.5
5. Donovan McNabb	59.0
6. Ty Detmer	57.7
7. Rodney Peete	57.4
8. Roman Gabriel	55.8
9. Randall Cunningham	55.7
10. Sonny Jurgensen	54.4

(min. 500 attempts)

### BEST QB RATING, Career

PLAYER	QB RATING
<b>1. Nick Foles</b>	<b>94.2</b>
2. Michael Vick	87.7
3. Donovan McNabb	86.5
4. Sam Bradford	86.4
<b>5. Carson Wentz</b>	<b>84.4</b>
6. Sonny Jurgensen	79.1
7. Randall Cunningham	78.7
8. Ty Detmer	78.2
9. Norm Van Brocklin	75.7
10. Roman Gabriel	74.2

(min. 500 attempts)

### MOST INTs, Career

PLAYER	INTs
1. Ron Jaworski	151
2. Norm Snead	124
3. Randall Cunningham	105
4. Donovan McNabb	100
Tommy Thompson	100
6. Bobby Thomason	80
7. Adrian Burk	77
8. Sonny Jurgensen	73
9. King Hill	51
Norm Van Brocklin	51

# ALL-TIME REGULAR SEASON PASSING



## MOST PASSING YARDS, SEASON

Player	Year	Att	Cmp	Pct	Yds	TD	INT	Lg	QB Rat	INT Pct
1. Donovan McNabb	2008	571	345	60.4	3,916	23	11	90t	86.4	1.9
2. Donovan McNabb	2004	469	300	64.0	3,875	31	8	80	104.7	1.7
3. Randall Cunningham	1988	560	301	53.8	3,808	24	16	80t	77.6	2.9
<b>4. Carson Wentz (rookie)</b>	<b>2016</b>	<b>607</b>	<b>379</b>	<b>62.4</b>	<b>3,782</b>	<b>16</b>	<b>14</b>	<b>73t</b>	<b>79.3</b>	<b>2.3</b>
5. Sam Bradford	2015	532	346	65.0	3,725	19	14	78t	86.4	2.6
6. Sonny Jurgensen	1961	416	235	56.5	3,723	32	24	69	88.1	5.8
7. Donovan McNabb	2009	443	267	60.3	3,553	22	10	60t	92.9	2.3
8. Ron Jaworski	1980	451	257	57.0	3,529	27	12	56t	91.0	2.7
9. Randall Cunningham	1990	465	271	58.3	3,466	30	13	95t	91.6	2.8
10. Ron Jaworski	1985	484	255	52.7	3,450	17	20	99t	70.2	4.1

Led NFL

Led Conference

## MOST ATTEMPTS, Season

PLAYER (YEAR)	ATT
1. Carson Wentz (2016)	607
2. Donovan McNabb (2008)	571
3. Donovan McNabb (2000)	569
4. Randall Cunningham (1988)	560
5. Sam Bradford (2015)	532
Randall Cunningham (1989)	532

## MOST COMPLETIONS, Season

PLAYER (YEAR)	COMP
1. Carson Wentz (2016)	379
2. Sam Bradford (2015)	346
3. Donovan McNabb (2008)	345
4. Donovan McNabb (2000)	330
5. Randall Cunningham (1988)	301

## MOST TD PASSES, Season

PLAYER (YEAR)	TDs
1. Sonny Jurgensen (1961)	32
2. Donovan McNabb (2004)	31
3. Randall Cunningham (1990)	30
4. Norm Snead (1967)	29
5. Nick Foles (2013)	27
Ron Jaworski (1980)	27

## BEST COMPLETION PERCENTAGE, Season

PLAYER (YEAR)	COMP%
1. Sam Bradford (2015)	65.03
2. Mark Sanchez (2014)	64.08
3. Nick Foles (2013)	64.04
4. Donovan McNabb (2004)	63.97
5. Michael Vick (2010)	62.63

(min. 250 attempts)

## BEST QB RATING, Season

PLAYER (YEAR)	QB RATING
1. Nick Foles (2013)	119.2
2. Donovan McNabb (2004)	104.7
3. Michael Vick (2010)	100.2
4. Donovan McNabb (2006)	95.5
5. Donovan McNabb (2009)	92.9

(min. 250 attempts)

## FEWEST INTERCEPTIONS, Season

PLAYER (YEAR)	INTs
1. Nick Foles (2013, 317)	2
2. Nick Foles (2012, 265)	5
Bubby Brister (1993, 309)	5
4. Michael Vick (2010, 372)	6
Donovan McNabb (2002, 361)	6
Donovan McNabb (2006, 316)	6

(min. 250 attempts)

## LOWEST INT PERCENTAGE, Season

PLAYER (YEAR)	PCT
1. Nick Foles (2013, 2-317)	0.6
2. Donovan McNabb (2007, 7-473)	1.5
3. Michael Vick (2010, 6-372)	1.6
4. Bubby Brister (1993, 5-309)	1.6
5. Donovan McNabb (2002, 6-361)	1.7

(min. 250 attempts)

## MOST INTERCEPTIONS, Season

PLAYER (YEAR)	INTs
1. Sonny Jurgensen (1962)	26
2. Norm Snead (1967)	24
Sonny Jurgensen (1961)	24
4. Norm Snead (1969)	23
Adrian Burk (1951)	23



# ALL-TIME REGULAR SEASON PASSING



## TOP SINGLE-GAME PASSING PERFORMANCES

### MOST YARDS, Game

PLAYER	GAME	YARDS
1. Donovan McNabb	12/5/2004 vs. Packers	464
2. Donovan McNabb	11/15/2009 at Chargers	450
3. Randall Cunningham	9/17/1989 vs. at Redskins	447
4. Bobby Thomason	11/8/1953 vs. Giants	437
5. Sonny Jurgensen	10/29/1961 at Redskins	436
6. <b>Nick Foles</b>	<b>12/15/2013 at Vikings</b>	<b>428</b>
Michael Vick	9/15/2013 vs. Chargers	428
8. Sonny Jurgensen	12/16/1962 at StL Cardinals	419
9. Michael Vick	10/2/2011 vs. 49ers	416
10. <b>Nick Foles</b>	<b>10/26/2014 at Cardinals</b>	<b>411</b>

### MOST TD PASSES, Game

PLAYER	GAME	TDs
1. <b>Nick Foles</b>	<b>11/3/2013 at Raiders</b>	<b>*7</b>
Adrian Burk	10/17/1954 at Redskins	*7
3. Donovan McNabb	9/18/2005 vs. 49ers	5
Donovan McNabb	12/5/2004 vs. Packers	5
Randall Cunningham	9/17/1989 vs. at Redskins	5
Norm Snead	9/28/1969 vs. Steelers	5
Sonny Jurgensen	12/16/1962 at StL Cardinals	5
Sonny Jurgensen	11/26/1961 vs. Cowboys	5
Adrian Burk	11/28/1954 vs. Redskins	5

\* NFL Record

### MOST ATTEMPTS, Game

PLAYER	GAME	ATT
1. <b>Nick Foles</b>	<b>10/26/2014 at Cardinals</b>	<b>62</b>
Randall Cunningham	10/2/1989 at Bears	62
3. <b>Carson Wentz</b>	<b>12/4/2016 at Bengals</b>	<b>60</b>
Davey O'Brien	12/1/1940 at Redskins	60
5. Donovan McNabb	11/16/2008 at Bengals	58

### MOST COMPLETIONS, Game

PLAYER	GAME	COMP
1. Sam Bradford	12/26/2015 vs Redskins	37
Mark Sanchez	12/20/2014 at Redskins	37
3. <b>Carson Wentz</b>	<b>12/4/2016 at Bengals</b>	<b>36</b>
Sam Bradford	9/14/2015 at Falcons	36
<b>Nick Foles</b>	<b>10/26/2014 at Cardinals</b>	<b>36</b>

### BEST COMPLETION PERCENTAGE, Game

PLAYER	GAME	COMP-ATT	PCT
1. <b>Nick Foles</b>	<b>12/22/2013 vs. Bears</b>	<b>21-25</b>	<b>84.0</b>
2. Rodney Peete	9/15/1996 vs. Lions	25-30	83.3
3. Jeff Garcia	11/26/2006 at Colts	19-23	82.6
4. Donovan McNabb	9/23/2007 vs. Lions	21-26	80.8
5. Donovan McNabb	11/16/2003 vs. Giants	24-30	80.0
Donovan McNabb	11/17/2002 vs. Cardinals	20-25	80.0

### MOST INTERCEPTIONS, Game

PLAYER	GAME	INTs
1. Pete Liske	9/26/1971 vs. Cowboys	6
Bobby Thomason	10/21/1956 vs. Chi. Cardinals	6

## LONGEST PASSING PLAYS

PLAYER (GAME)	YARDS
1. Ron Jaworski to Mike Quick (11/10/1985 vs. Falcons) . . . . .	99t*
2. Randall Cunningham to Fred Barnett (12/2/1990 at Bills) . . . . .	95t
3. Randall Cunningham to Herschel Walker (9/4/1994 at Giants) . . . . .	93
4. King Hill to Ben Hawkins (9/22/1968 vs. Giants) . . . . .	92t
5. Michael Vick to DeSean Jackson (12/12/2010 at Cowboys) . . . . .	91t
Donovan McNabb to Terrell Owens (10/30/2005 at Broncos) . . . . .	91t
Norm Van Brocklin to T. McDonald (10/5/1958 vs. Giants) . . . . .	91t
8. Donovan McNabb to Hank Baskett (9/7/2008 vs. Rams) . . . . .	90t
Ron Jaworski to Mike Quick (10/28/1984 vs. StL Cardinals) . . . . .	90t
10. A.J. Feeley to Hank Baskett (12/31/2006 vs. Falcons) . . . . .	89t

\* NFL Record

## MOST CONSECUTIVE COMPLETIONS

PLAYER	GAME(S)	COMP
1. Donovan McNabb	last 10, 11/28/2004 at NYG & first 14, 12/5/2004 vs. Packers	24
2. Donovan McNabb	9/23/2007 vs. Lions	18
3. Donovan McNabb	9/21/2008 vs. Steelers	**15
4. Donovan McNabb	10/23/2005 vs. Chargers	14
5. Donovan McNabb	11/2/2008 at Seahawks	13
	last 12, 11/16/2003 vs. Giants & first 1, 11/23/2003 vs. Saints	13
Bobby Hoying	11/16/1997 at Ravens	13

\*Most consecutive pass completions to start a game

# ALL-TIME REGULAR SEASON RUSHING



## ALL-TIME LEADING RUSHERS

PLAYER	YEARS	GM	ATT	YARDS	AVG	LG	TDs
1. LeSean McCoy	2009-2014 (6)	90	1,461	6,792	4.6	66t	44
2. Wilbert Montgomery	1977-1984 (8)	100	1,465	6,538	4.5	90t	45
3. Brian Westbrook	2002-2009 (8)	107	1,308	5,995	4.6	71t	37
4. Steve Van Buren	1944-1951 (8)	83	1,320	5,860	4.4	70t	69
5. Duce Staley	1997-2003 (7)	98	1,200	4,807	4.0	64t	22
6. Randall Cunningham (QB)	1985-1995 (11)	122	677	4,482	6.6	52t	32
7. Ricky Watters	1995-1997 (3)	48	975	3,794	3.9	57	31
8. Timmy Brown	1960-1967 (8)	96	850	3,703	4.4	61t	29
9. Tom Woodeshick	1963-1971 (9)	111	831	3,563	4.3	57t	21
10. Donovan McNabb (QB)	1999-2009 (11)	148	573	3,249	5.7	54	28
11. Tom Sullivan	1972-1977 (6)	80	871	3,135	3.6	37	17
12. Clarence Peaks	1957-1963 (7)	83	786	2,927	3.7	57	19
13. Keith Byars	1986-1992 (7)	105	750	2,672	3.6	52	17
14. Billy Barnes	1957-1961 (5)	60	689	2,391	3.5	70t	20
15. Herschel Walker	1992-1994 (3)	48	554	2,344	4.2	91t	14
16. Anthony Toney (FB)	1986-1990 (5)	67	639	2,294	3.6	44	14
17. Charlie Garner	1994-1998 (5)	66	495	2,261	4.6	55t	17
18. Correll Buckhalter	2001-2008 (8)	74	476	2,155	4.5	64t	18
19. Heath Sherman	1989-1993 (5)	76	537	2,130	4.0	37	10
20. Michael Vick	2009-2013 (5)	54	298	1,998	6.7	61	15

## MOST RUSHING YARDS, SEASON

PLAYER	YEAR	ATT	YARDS	AVG	LG	TDs
1. LeSean McCoy	2013	314	1,607	5.1	57t	9
2. Wilbert Montgomery	1979	338	1,512	4.5	62t	9
3. Ricky Watters	1996	353	1,411	4.0	56t	13
4. Wilbert Montgomery	1981	286	1,402	4.9	41	8
5. Brian Westbrook	2007	278	1,333	4.8	36	7
6. LeSean McCoy	2014	312	1,319	4.2	53	5
7. LeSean McCoy	2011	273	1,309	4.8	60	17
8. Duce Staley	1999	325	1,273	3.9	29	4
Ricky Watters	1995	337	1,273	3.8	57	11
10. Wilbert Montgomery	1978	259	1,220	4.7	47	9
11. Brian Westbrook	2006	240	1,217	5.1	71t	7
12. Steve Van Buren	1949	263	1,146	4.4	41	11
13. Ricky Watters	1997	285	1,110	3.9	28	7
14. LeSean McCoy	2010	207	1,080	5.2	62	7
15. Herschel Walker	1992	267	1,070	4.0	38	8
16. Duce Staley	1998	258	1,065	4.1	64t	5
17. Duce Staley	2002	269	1,029	3.8	57	5
18. Earnest Jackson	1985	282	1,028	3.6	59	5
19. Steve Van Buren	1947	217	1,008	4.6	45	13

Led NFL

Led Conference

## MOST ATTEMPTS, Career

PLAYER	ATT
1. Wilbert Montgomery	1,465
2. LeSean McCoy	1,461
3. Steve Van Buren	1,320
4. Brian Westbrook	1,308
5. Duce Staley	1,200
6. Ricky Watters	975
7. Tom Sullivan	871
8. Timmy Brown	850
9. Tom Woodeshick	831
10. Clarence Peaks	786

## MOST TOUCHDOWNS, Career

PLAYER	TDs
1. Steve Van Buren	69
2. Wilbert Montgomery	45
3. LeSean McCoy	44
4. Brian Westbrook	37
5. Randall Cunningham (QB)	32
6. Ricky Watters	31
7. Timmy Brown	29
8. Donovan McNabb (QB)	28
9. Duce Staley	22
10. Tom Woodeshick	21

## BEST RUSHING AVG, Career

PLAYER	AVG
1. Randall Cunningham (QB)	6.62
2. Donovan McNabb (QB)	5.67
3. LeSean McCoy	4.65
4. Brian Westbrook	4.58
5. Charlie Garner	4.57
6. Correll Buckhalter	4.53
7. Wilbert Montgomery	4.46
8. Steve Van Buren	4.44
9. Timmy Brown	4.36
10. Tom Woodeshick	4.29

(min. 400 attempts)

## LONGEST RUSHING PLAYS

PLAYER (GAME)	YARDS
1. Herschel Walker (11/27/94 at Falcons)	91t
2. Wilbert Montgomery (12/19/82 vs. Oilers)	90t
3. Brian Mitchell (10/1/00 vs. Falcons)	85t
4. Swede Hanson (9/16/34 at Packers)	81t
5. Leroy Harris (11/25/79 at Packers)	80
6. Bosh Pritchard (10/23/49 vs. Redskins)	77t
7. Herman Hunter (11/24/85 at Cowboys)	74t
8. Wilbert Montgomery (9/14/80 at Vikings)	72t
9. Brian Westbrook (9/24/06 at 49ers)	71t
John Brewer (10/4/52 vs. Giants)	71t

# ALL-TIME REGULAR SEASON RUSHING



## TOP SINGLE-GAME RUSHING PERFORMANCES

### MOST YARDS, Game

<u>PLAYER</u>	<u>GAME</u>	<u>YARDS</u>
1. LeSean McCoy	12/8/2013 vs. Lions	217
2. Steve Van Buren	11/27/1949 vs. Steelers	205
3. Duce Staley	9/3/2000 at Cowboys	201
4. Wilbert Montgomery	11/4/1979 vs. Browns	197
5. Steve Van Buren	12/18/1949 at Rams	196
6. Wilbert Montgomery	1/11/1981 vs. Cowboys	194
7. Swede Hanson	11/6/1934 vs. Cin. Reds	190
8. Timmy Brown	11/7/1965 at Browns	186
9. LeSean McCoy	10/30/2011 vs. Cowboys	185
10. LeSean McCoy	9/9/2013 at Redskins	184

### MOST ATTEMPTS, Game

<u>PLAYER</u>	<u>GAME</u>	<u>ATT</u>
1. Heath Sherman	10/6/1991 at Buccaneers	35
Heath Sherman	11/12/1990 vs. Redskins	35
Steve Van Buren	11/20/1949 vs. NY Bulldogs	35
4. Earnest Jackson	11/17/1985 at StL Cardinals	34
5. Brian Westbrook	12/7/2008 at Giants	33
Ricky Watters	12/10/1995 vs. Cowboys	33
Steve Van Buren	10/3/1949 at Lions	33

### MOST TOUCHDOWNS, Game

<u>PLAYER</u>	<u>GAME</u>	<u>TDs</u>
1. LeSean McCoy	12/18/2011 vs. Jets	3
LeSean McCoy	9/19/2010 at Lions	3
Charlie Garner	10/8/1995 vs. Redskins	3
Wilbert Montgomery	12/19/1982 vs. Houston Oilers	3
Wilbert Montgomery	10/7/1979 vs. Redskins	3
Wilbert Montgomery	9/10/1978 at Redskins	3
Tom Sullivan	10/13/1974 vs. Giants	3
Clarence Peaks	11/16/1958 vs. Chi. Cardinals	3
Steve Van Buren	10/17/1948 at Redskins	3
Steve Van Buren	12/14/1947 vs. Packers	3
Steve Van Buren	12/9/1945 vs. Boston Yanks	3

## MOST ATTEMPTS, Season

<u>PLAYER (YEAR)</u>	<u>ATT</u>
1. Ricky Watters (1996) . . . . .	353
2. Wilbert Montgomery (1979) . . . . .	338
3. Ricky Watters (1995) . . . . .	337
4. Duce Staley (1999) . . . . .	325
5. LeSean McCoy (2013) . . . . .	314

## MOST TOUCHDOWNS, Season

<u>PLAYER (YEAR)</u>	<u>TDs</u>
1. LeSean McCoy (2011) . . . . .	17
2. Steve Van Buren (1945) . . . . .	15
3. Ricky Watters (1996) . . . . .	13
Steve Van Buren (1947) . . . . .	13
5. (three times) last by Ricky Watters (1995) . . . . .	11

## CONSECUTIVE GAMES WITH RUSHING TD

<u>PLAYER (YEAR)</u>	<u>TDs</u>
1. Steve Van Buren (1947) . . . . .	8
2. Ricky Watters (1995) . . . . .	6
3. Steve Van Buren (1948) . . . . .	5
LeSean McCoy (2011) . . . . .	5
5. (many times) last by Michael Vick (2010) . . . . .	4

## MOST 100-YARD GAMES, Season

<u>PLAYER (YEAR)</u>	<u>GAMES</u>
1. Wilbert Montgomery (1981) . . . . .	8
2. LeSean McCoy (2013) . . . . .	7
Wilbert Montgomery (1979) . . . . .	7
4. LeSean McCoy (2011) . . . . .	6
Brian Westbrook (2007) . . . . .	6
Brian Westbrook (2006) . . . . .	6
Ricky Watters (1996) . . . . .	6
Wilbert Montgomery (1978) . . . . .	6
(regular season only)	

## CONSECUTIVE 100-YARD RUSHING GAMES

<u>PLAYER (YEAR)</u>	<u>GAMES</u>
1. Steve Van Buren (1948) . . . . .	4
2. Brian Westbrook (2006) . . . . .	3
Wilbert Montgomery (1981) . . . . .	3
Wilbert Montgomery (1979) . . . . .	3
Wilbert Montgomery (1978) . . . . .	3

# ALL-TIME REGULAR SEASON RECEIVING



## ALL-TIME LEADING RECEIVERS

PLAYER	YEARS	GM	REC	YARDS	AVG	LG	TDs
1. Harold Carmichael	1971-1983 (13)	180	589	8,978	15.2	85t	79
2. Pete Retzlaff (TE)	1956-1966 (11)	132	452	7,412	16.4	84	47
3. Brian Westbrook (RB)	2002-2009 (8)	107	426	3,790	8.9	62	29
<b>4. Brent Celek (TE)</b>	<b>2007-2017 (11)</b>	<b>165</b>	<b>387</b>	<b>4,884</b>	<b>12.6</b>	<b>73</b>	<b>30</b>
5. Pete Pihos (E)	1947-1955 (9)	107	373	5,619	15.1	66t	61
6. Keith Byars (RB)	1986-1992 (7)	105	371	3,532	9.5	60	13
7. Mike Quick	1982-1990 (9)	101	363	6,464	17.8	99t	61
8. DeSean Jackson	2008-2013 (6)	87	356	6,117	17.2	91t	32
9. Jeremy Maclin	2009-2014 (6)	75	343	4,771	13.9	83t	36
10. Bobby Walston (WR/K)	1951-1962 (12)	148	311	5,363	17.2	75t	46
11. Fred Barnett	1990-1995 (6)	81	308	4,634	15.0	95t	28
12. LeSean McCoy (RB)	2009-2014 (6)	90	300	2,282	7.6	70	10
13. Jason Avant	2006-2013 (8)	116	297	3,646	12.3	58	12
14. Calvin Williams	1990-1996 (7)	93	295	3,840	13.0	80t	34
15. Tommy McDonald (FL)	1957-1963 (7)	88	287	5,499	19.2	91t	66
<b>16. Zach Ertz (TE)</b>	<b>2013-2017 (5)</b>	<b>67</b>	<b>281</b>	<b>3,245</b>	<b>11.5</b>	<b>60</b>	<b>17</b>
17. Duce Staley (RB)	1997-2003 (7)	98	275	2,498	9.1	52t	10
18. Wilbert Montgomery (RB)	1977-1984 (8)	100	266	2,447	9.2	53t	12
19. Ben Hawkins (FL)	1966-1973 (8)	102	261	4,764	18.3	92t	32
20. John Spagnola (TE)	1979-1987 (8)	111	256	2,833	11.1	57	14

## MOST RECEIVING YARDS, Career

PLAYER	YARDS
1. Harold Carmichael	8,978
2. Pete Retzlaff (E)	7,412
3. Mike Quick	6,464
4. DeSean Jackson	6,117
5. Pete Pihos (E)	5,619
6. Tommy McDonald (FL)	5,499
7. Bobby Walston (WR/K)	5,363
<b>8. Brent Celek</b>	<b>4,884</b>
9. Jeremy Maclin	4,771
10. Ben Hawkins (FL)	4,764
11. Fred Barnett	4,634
12. Calvin Williams	3,840
13. Brian Westbrook	3,790
14. Jason Avant	3,646
15. Keith Byars	3,532
16. Harold Jackson	3,493
17. Charlie Smith	3,349
18. Timmy Brown	3,346
<b>19. Zach Ertz</b>	<b>3,245</b>
20. Irving Fryar	3,067

## MOST TOUCHDOWNS, Career

PLAYER	TDs
1. Harold Carmichael	79
2. Tommy McDonald (FL)	66
3. Mike Quick	61
Pete Pihos (E)	61
5. Pete Retzlaff (E)	47
6. Bobby Walston (WR/K)	46
7. Jeremy Maclin	36
8. Calvin Williams	34
9. DeSean Jackson	32
Ben Hawkins (FL)	32

## MOST RECEIVING YARDS, Season

PLAYER (YEAR)	YARDS
1. Mike Quick (1983)	1,409
2. DeSean Jackson (2013)	1,332
3. Jeremy Maclin (2014)	1,318
4. Irving Fryar (1997)	1,316
5. Ben Hawkins (1967)	1,265
6. Mike Quick (1985)	1,247
7. Terrell Owens (2004)	1,200
8. Irving Fryar (1996)	1,195
9. Pete Retzlaff (1965)	1,190
10. DeSean Jackson (2009)	1,156
11. Tommy McDonald (1962)	1,146
12. Tommy McDonald (1961)	1,144
13. Fred Barnett (1994)	1,127
14. Harold Carmichael (1973)	1,116
Harold Jackson (1969)	1,116
16. Kevin Curtis (2007)	1,110
17. Fred Barnett (1992)	1,083
18. Harold Carmichael (1978)	1,072
19. DeSean Jackson (2010)	1,056
20. Mike Quick (1984)	1,052
21. Pete Pihos (1953)	1,049
22. Harold Jackson (1972)	1,048
23. Harold Carmichael (1981)	1,028

## MOST RECEPTIONS, SEASON

PLAYER	YEAR	REC	YDS	AVG	LG	TDs
1. Brian Westbrook (RB)	2007	90	771	8.6	57t	5
2. Irving Fryar	1996	88	1,195	13.6	42	11
3. Irving Fryar	1997	86	1,316	15.3	72t	6
4. Jordan Matthews	2015	85	997	11.7	78t	8
Jeremy Maclin	2014	85	1,318	15.5	72	10
6. DeSean Jackson	2013	82	1,332	16.2	61t	9
7. Keith Byars (RB)	1990	81	819	10.1	54	3
Keith Jackson (TE)	1988	81	869	10.7	41	6
<b>9. Zach Ertz (TE)</b>	<b>2016</b>	<b>78</b>	<b>816</b>	<b>10.5</b>	<b>30</b>	<b>4</b>
LeSean McCoy (RB)	2010	78	592	7.6	40	2
Fred Barnett	1994	78	1,127	14.4	54	5

Led NFL

Led Conference



# ALL-TIME REGULAR SEASON RECEIVING



## TOP SINGLE-GAME RECEIVING PERFORMANCES

### MOST YARDS, Game

<u>PLAYER</u>	<u>GAME</u>	<u>YARDS</u>
1. Tommy McDonald (FL)	12/10/1961 vs. Giants	237
2. Kevin Curtis (WR)	9/23/2007 vs. Lions	221
3. DeSean Jackson (WR)	12/12/2010 at Cowboys	210
4. Pete Retzlaff (E)	11/14/1965 vs. Redskins	204
5. Bud Grant (E)	12/7/1952 vs. Dallas Texans	203
6. Timmy Brown (B)	12/16/1962 at StL Cardinals	199
7. Ben Hawkins (FL)	10/22/1967 at StL Cardinals	197
8. DeSean Jackson (WR)	12/15/2013 at Vikings	195
9. Harold Jackson (WR)	10/11/1970 at Giants	194
10. DeSean Jackson (WR)	9/15/2013 vs. Chargers	193
Fred Barnett (WR)	9/13/1992 at Pho. Cardinals	193

### MOST RECEPTIONS, Game

<u>PLAYER</u>	<u>GAME</u>	<u>REC</u>
1. Zach Ertz (TE)	12/20/2014 at Redskins	15
2. Brian Westbrook (RB)	11/4/2007 vs. Cowboys	14
Don Looney (E)	12/1/1940 at Redskins	14
4. Zach Ertz (TE)	1/1/17 vs. Cowboys	13
Zach Ertz (TE)	12/26/2015 vs. Redskins	13
Jeremy Maclin (WR)	9/18/2011 at Falcons	13
7. Jeremy Maclin (WR)	10/26/2014 at Cardinals	12
LeSean McCoy (RB)	10/3/2010 vs. Redskins	12
Brian Westbrook (RB)	11/19/2006 vs. Titans	12
Keith Byars (RB)	9/30/1990 vs. Colts	12
Keith Jackson (TE)	11/19/1989 vs. Vikings	12
Keith Jackson (TE)	9/17/1989 at Redskins	12
John Spagnola (TE)	10/6/1985 at Saints	12
Harold Carmichael (WR)	10/14/1973 at StL Cardinals	12

### MOST TOUCHDOWNS, Game

<u>PLAYER</u>	<u>GAME</u>	<u>TDS</u>
1. Irving Fryar	10/20/1996 vs. Dolphins	4
Ben Hawkins (FL)	9/28/1969 vs. Steelers	4
3. (23 times) last by Riley Cooper on 11/3/2013 at Raiders		3

## MOST TOUCHDOWNS, Season

<u>PLAYER (YEAR)</u>	<u>TDs</u>
1. Terrell Owens (2004) . . . . .	14
2. Mike Quick (1983) . . . . .	13
Tommy McDonald (1961) . . . . .	13
Tommy McDonald (1960) . . . . .	13
5. (seven times) last by Irving Fryar (1996). . . . .	11

## CONSECUTIVE GAMES WITH REC. TD

<u>PLAYER (YEAR)</u>	<u>GAMES</u>
1. Mike Quick (1985) . . . . .	6
Pete Pihos (1947-48). . . . .	6
3. (five times) last by DeSean Jackson (2009). . . . .	5

## MOST 100-YD RECEIVING GAMES, Season

<u>PLAYER (YEAR)</u>	<u>GAMES</u>
1. Terrell Owens (2004) . . . . .	7
2. Irving Fryar (1997). . . . .	6
Mike Quick (1983) . . . . .	6
4. (nine times) last by DeSean Jackson (2013). . . . .	5

## CONSECUTIVE 100-YD RECEIVING GAMES

<u>PLAYER (YEAR)</u>	<u>GAMES</u>
1. Terrell Owens (2004) . . . . .	5
Harold Jackson (last 2 in 1971, first 3 in 1972) . . . . .	5
3. Mike Quick (1983) . . . . .	4
4. (seven times) last by Irving Fryar (1996). . . . .	3

# ALL-TIME REGULAR SEASON SCRIMMAGE YDS



## ALL-TIME LEADERS IN TOTAL YARDS FROM SCRIMMAGE

PLAYER	YEARS	GM	TOUCHES	YARDS	AVG	YDS/G	TDs
1. Brian Westbrook (RB)	2002-2009 (8)	107	1,734	9,785	5.6	91.4	66
2. LeSean McCoy (RB)	2009-2014 (6)	90	1,761	9,074	5.2	100.8	54
3. Harold Carmichael (WR)	1971-1983 (13)	180	598	9,042	15.1	50.2	79
4. Wilbert Montgomery (RB)	1977-1984 (8)	100	1,731	8,985	5.2	89.9	57
5. Pete Retzlaff (E)	1956-1966 (11)	132	458	7,408	16.2	56.1	47
6. Duce Staley (RB)	1997-2003 (7)	98	1,475	7,305	5.0	74.5	32
7. Timmy Brown (RB)	1960-1967 (8)	96	1,081	7,049	6.5	73.4	55
8. DeSean Jackson (WR)	2008-2013 (6)	87	413	6,490	15.7	74.6	35
9. Mike Quick (WR)	1982-1990 (9)	101	364	6,459	17.7	64.0	61
10. Steve Van Buren (B)	1944-1951 (8)	83	1,365	6,383	4.7	76.9	72
11. Keith Byars (RB)	1986-1992 (7)	105	1,121	6,204	5.5	59.1	30
12. Pete Pihos (E)	1947-1955 (9)	107	382	5,615	14.7	52.5	61
13. Tommy McDonald (FL)	1957-1963 (7)	88	304	5,521	18.2	62.7	66
14. Bobby Walston (WR/K)	1951-1962 (12)	148	315	5,375	17.1	36.3	46
15. Ricky Watters (RB)	1995-1997 (3)	48	1,136	5,112	4.5	106.5	32
<b>16. Brent Celek (TE)</b>	<b>2007-2017 (11)</b>	<b>165</b>	<b>387</b>	<b>4,884</b>	<b>12.6</b>	<b>29.6</b>	<b>30</b>
17. Jeremy Maclin (WR)	2009-2014 (6)	75	349	4,801	13.8	64.0	36
18. Ben Hawkins (FL)	1966-1973 (8)	102	271	4,772	17.6	46.8	32
19. Tom Woodeshick (B)	1963-1971 (9)	111	956	4,736	5.0	42.7	27
20. Fred Barnett (WR)	1990-1995 (6)	81	312	4,632	14.8	57.2	28

## MOST TOTAL YARDS FROM SCRIMMAGE, SEASON

PLAYER	YEAR	TOUCHES	YARDS	AVG	YDS/GM	TDs
1. LeSean McCoy	2013	366	2,146	5.9	134.1	11
2. Brian Westbrook	2007	368	2,104	5.7	140.3	12
3. Wilbert Montgomery	1979	379	2,006	5.3	125.4	14
4. Wilbert Montgomery	1981	335	1,923	5.7	128.2	10
5. Brian Westbrook	2006	317	1,916	6.0	127.7	11
6. Ricky Watters	1996	404	1,855	4.6	115.9	13
7. Ricky Watters	1995	399	1,707	4.3	106.7	12
8. LeSean McCoy	2010	285	1,672	5.9	111.5	9
9. LeSean McCoy	2011	321	1,624	5.1	108.3	20
10. Duce Staley	2002	320	1,570	4.9	98.1	8

## TOP SINGLE-GAME SCRIMMAGE YARD TOTALS

### MOST YARDS, Game

PLAYER	GAME	YARDS
1. Duce Staley	9/3/2000 at Cowboys	262
2. Timmy Brown	12/16/1962 at Cardinals	249
3. Wilbert Montgomery	11/4/1979 vs. Browns	237
Tommy McDonald	12/10/1961 vs. Giants	237
5. Duce Staley	11/11/2001 vs. Vikings	231

### MOST TOUCHES, Game

PLAYER	GAME	TOUCHES
1. Brian Westbrook	12/7/2008 at Giants	39
Ricky Watters	12/10/1995 vs. Cowboys	39
Heath Sherman	11/12/1990 vs. Redskins	39
4. Heath Sherman	10/6/1991 at Buccaneers	37
5. Ricky Watters	10/8/1995 vs. Redskins (ot)	36

## MOST TOUCHES, Career

PLAYER	TOUCHES
1. LeSean McCoy	1,761
2. Brian Westbrook	1,734
3. Wilbert Montgomery	1,731
4. Duce Staley	1,475
5. Steve Van Buren	1,365
6. Ricky Watters	1,136
7. Keith Byars	1,121
8. Timmy Brown	1,081
9. Tom Sullivan	1,032
10. Clarence Peaks	961

## BEST YARDS/TOUCH, Career

PLAYER	AVG
1. Timmy Brown	6.52
2. Brian Westbrook	5.64
3. Keith Byars	5.53
4. Wilbert Montgomery	5.19
5. LeSean McCoy	5.15
6. Tom Woodeshick	4.95
Duce Staley	4.95
8. Clarence Peaks	4.77
9. Steve Van Buren	4.68
10. Billy Barnes	4.53

(min. 750 touches)

## MOST TOUCHES, Season

PLAYER (YEAR)	TOUCHES
1. Ricky Watters (1996)	404
2. Ricky Watters (1995)	399
3. Wilbert Montgomery (1979)	379
4. Brian Westbrook (2007)	368
5. LeSean McCoy (2013)	366
Duce Staley (1999)	366

## BEST YARDS/TOUCH, Season

PLAYER (YEAR)	AVG
1. Timmy Brown (1965)	7.42
2. Timmy Brown (1962)	7.38
3. Herschel Walker (1994)	6.31
4. Steve Van Buren (1945)	6.24
5. Brian Westbrook (2003)	6.14
6. Keith Byars (1991)	6.07

(min. 150 touches)

# ALL-TIME REGULAR SEASON INTERCEPTIONS



## ALL-TIME INTERCEPTION LEADERS

PLAYER	YEARS	INTs	YARDS	AVG	LG	TDs
1. Brian Dawkins	1996-2008 (13)	34	515	15.1	67t	2
Eric Allen	1988-94 (7)	34	482	14.2	94t	5
Bill Bradley	1969-76 (8)	34	536	15.8	56t	1
4. Herman Edwards	1977-85 (9)	33	98	3.0	25	1
5. Wes Hopkins	1983-93 (10)	30	241	8.0	33	1
6. Don Burroughs	1960-64 (5)	29	351	12.1	46	0
7. Troy Vincent	1996-2003 (8)	28	341	12.2	90t	1
8. Joe Scarpati	1964-69 (6)	24	402	16.8	67t	3
Ernie Steele	1942-48 (6)	24	404	16.8	62	0
10. Asante Samuel	2008-11 (4)	23	304	13.2	50t	2
Roynell Young	1980-88 (9)	23	106	4.6	33	0
Randy Logan	1973-83 (11)	23	293	12.7	45	0

## MOST INTERCEPTIONS, SEASON

PLAYER	YEAR	INTs	YARDS	AVG	LG	TDs
1. Bill Bradley	1971	11	248	22.5	51	0
2. Asante Samuel	2009	9	117	13.0	37	0
Bill Bradley	1972	9	73	8.1	21	0
Don Burroughs	1960	9	124	13.8	46	0
Ed "Bibbles" Bawel	1955	9	168	18.7	42t	2
6. Eric Allen	1989	8	38	4.8	18	0
Terry Hoage	1988	8	116	14.5	38	0
Joe Scarpati	1966	8	182	22.8	32	0
Bob Hudson	1954	8	89	11.1	32	0
Tom Brookshier	1953	8	41	5.1	22	0
Ed "Bibbles" Bawel	1952	8	121	15.1	35	0
Joe Sutton	1950	8	67	8.4	32	0

## TOP SINGLE-GAME INT PERFORMANCES

### MOST INTERCEPTIONS, Game

PLAYER	GAME	INTS
1. Russ Craft	9/24/1950 at Chi. Cardinals	*4
2. Kurt Coleman	10/16/2011 at Redskins	3
Joe Scarpati	10/23/1966 at Giants	3
Jim Nettles	12/12/1965 at Steelers	3
Nate Ramsey	11/28/1965 at StL Cardinals	3
Don Burroughs	12/3/1961 at Steelers	3
Chuck Weber	9/30/1960 at Cowboys	3
Joe Sutton	9/24/1950 at Chi. Cardinals	3
Gil Steinke	11/10/1946 at Giants	3
Roy Zimmerman	12/9/1945 vs. Boston Yanks	3
Roy Zimmerman	12/10/1944 vs. Cleveland Rams	3

\* NFL record

### MOST INTERCEPTION RETURN YARDS, Game

PLAYER	GAME	YDS
1. Frank LeMaster	12/21/1975 at Redskins	114
2. Lito Sheppard	10/8/2006 vs. Cowboys	102
3. Lito Sheppard	11/15/2004 at Cowboys	101
4. Malcolm Jenkins	12/6/2015 at Patriots	99
Jerry Norton	10/5/1957 vs. Giants	99

### MOST INTERCEPTIONS RETURNED FOR TD, Game

PLAYER	GAME	TDs
1. Eric Allen	12/26/1993 vs. Saints	2

## MOST INT RETURN YDS, Career

PLAYER	YARDS
1. Bill Bradley	536
2. Brian Dawkins	515
3. Eric Allen	482
4. Lito Sheppard	460
5. Ernie Steele	404

## MOST INTs RETURNED FOR TD, Career

PLAYER	TDs
1. Eric Allen	5
2. Malcolm Jenkins	4
3. Sheldon Brown	3
Lito Sheppard	3
Joe Scarpati	3

## MOST INT RETURN YDS, Season

PLAYER (INTs, YEAR)	YARDS
1. Bill Bradley (11, 1971)	248
2. Eric Allen (6, 1993)	201
3. Joe Scarpati (8, 1966)	182
4. Lito Sheppard (5, 2004)	172
5. Ed "Bibbles" Bawel (9, 1955)	168

## MOST INTs RETURNED FOR TD, Season

PLAYER (YEAR)	TDs
1. Eric Allen (1993)	*4
2. Malcolm Jenkins (2016)	2
Lito Sheppard (2004)	2
Seth Joyner (1992)	2
Ed Bawel (1955)	2

\* NFL record

## MOST INTs BY A NON-DB, Season

PLAYER (YEAR)	INTs
1. William Thomas, LB (1995)	7
2. Chuck Weber, LB (1960)	6
Chuck Bednarik, LB (1953)	6
4. Jordan Hicks, LB (2016)	5
Bill Bergey, LB (1974)	5

## LONGEST INTERCEPTION RETURNS

PLAYER (GAME)	YARDS
1. James Willis intercepted pass 4 yds. deep in the end zone and returned it 14 yds. before laterally to Troy Vincent, who ran 90 yds. (11/3/1996 at Cowboys - QB Troy Aikman)	104t
2. Lito Sheppard (10/8/2006 vs. Cowboys - QB Drew Bledsoe)	102t
3. Lito Sheppard (11/15/2004 at Cowboys - QB V. Testaverde)	101t
4. Malcolm Jenkins (12/6/2015 at Patriots - QB Tom Brady)	99t
Jerry Norton (10/5/1957 vs. Giants - QB Charlie Conerly, deflected off goal post)	99t
6. Eric Allen (10/3/1993 at Jets - QB Boomer Esiason)	94t
Irv Cross (10/25/1964 at Steelers - QB Terry Nofsinger)	94t
8. Jack Hinkle (10/9/1943 vs. Giants - QB Tuffy Leemans)	91

# ALL-TIME REGULAR SEASON SACKS



## ALL-TIME LEADERS IN SACKS

PLAYER	YEARS	SACKS
1. Reggie White (DE)	1985-92	124.0
2. Trent Cole (DE/LB)	2005-14	85.5
3. Clyde Simmons (DE)	1986-93	76.0
4. Hugh Douglas (DE)	1998-2002, 2004	54.5
5. Greg Brown (DE)	1982-86	50.5
6. Andy Harmon (DT)	1991-97	39.5
7. Seth Joyner (LB)	1986-93	37.0
8. William Fuller (DE)	1994-96	35.5
9. Dennis Harrison (DE)	1978-84	34.0
<b>10. Brandon Graham (DE/LB)</b>	<b>2010-17</b>	<b>33.0</b>
William Thomas (LB)	1991-99	33.0
12. Ken Clarke (DT)	1982-87	32.5
13. Corey Simon (DT)	2000-04	32.0
14. Connor Barwin (DE/LB)	2013-16	31.5
Juqua Parker (DE)	2005-11	31.5
Mike Mamula (DE)	1995-2000	31.5
<b>17. Fletcher Cox (DT)</b>	<b>2012-17</b>	<b>31.0</b>
18. Jerome Brown (DT)	1987-91	29.5
19. Darwin Walker (DT)	2000-06	27.5
20. Jason Babin (DE)	2009, 2011-12	26.0

**Note:** only includes figures since 1982 when sacks first became an official NFL statistic

## MOST SACKS, SEASON

PLAYER	YEAR	SACKS
1. Reggie White (DE)	1987	21.0
2. Clyde Simmons (DE)	1992	19.0
3. Jason Babin (DE)	2011	18.0
Reggie White (DE)	1988	18.0
Reggie White (DE)	1986	18.0
6. Greg Brown (DE)	1984	16.0
7. Clyde Simmons (DE)	1989	15.5
8. Hugh Douglas (DE)	2000	15.0
Reggie White (DE)	1991	15.0
10. Connor Barwin (LB)	2014	14.5

## MOST SACKS, GAME

PLAYER	GAME	SACKS
1. Hugh Douglas (DE)	10/18/1998 at Chargers	4.5
Clyde Simmons (DE)	9/15/1991 at Cowboys	4.5
3. Reggie White (DE)	9/25/1988 at Vikings	4.0
Reggie White (DE)	11/30/1986 at LA Raiders	4.0
Reggie White (DE)	11/2/1986 at StL Cardinals	4.0
Garry Cobb (LB)	10/5/1986 at Falcons	4.0
Greg Brown (DE)	12/16/1984 at Falcons	4.0

## MOST CONSECUTIVE GAMES WITH A SACK

PLAYER	YEAR	GAMES
1. Reggie White (last 4 games in 1986 and first 4 in '87)		8
Reggie White (last 7 games in 1987 and first in '88)		8
3. William Fuller	1994	7
Dennis Harrison	1982	7
5. Clyde Simmons	1992	6

## LONGEST FUMBLE RETURN FOR A TD

PLAYER	GAME	YARDS
1. Mike Patterson	9/24/2006 at 49ers	98t
2. Joselio Hanson	12/28/2008 vs. Cowboys	96t
Joe Lavender	9/23/1974 vs. Cowboys	96t
4. Joe Carter	9/25/1938 vs. NY Giants	92t
5. Bob Pylman	9/25/1938 vs. NY Giants	88t
6. Will Wynn	12/1/1974 vs. Packers	87t
7. Walter Thurmond	1/3/2016 at Giants	83t
8. Sheldon Brown	10/9/2005 at Cowboys	80t
9. Chris Clemons	12/28/2008 vs. Cowboys	73t
10. Reggie White	9/13/1987 at Redskins	70t

## MOST FUMBLE RETURNS FOR TD, CAREER

PLAYER	YEARS	TDs
1. Seth Joyner	1986-93	3
<b>2. Fletcher Cox</b>	<b>2012-17</b>	<b>2</b>
Juqua Parker	2005-11	2
Sheldon Brown	2002-09	2
Kevin Curtis	2007-09	2
William Thomas	1991-97	2
Reggie White	1985-92	2
Clyde Simmons	1986-90	2
Greg Brown	1981-84	2
Will Wynn	1973-76	2

## MOST BLOCKED PUNTS RETURNED FOR TD

PLAYER	TDs
1. (11 times) last Najee Goode (12/6/15 at Patriots) (24 yards)	1

## MOST BLOCKED FGs RETURNED FOR TD

PLAYER	TDs
1. (2 times) last Matt Ware (10/23/05 vs. Chargers) (65 yards)	1

## LONGEST RETURN AFTER MISSED FIELD GOAL

PLAYER	GAME	YARDS
1. Al Nelson	9/26/1971 vs. Cowboys	101t
2. Al Nelson	12/11/1966 vs. Browns	100t
3. Timmy Brown	9/16/1962 vs. StL Cardinals	99



# ALL-TIME REGULAR SEASON PUNTING



## ALL-TIME LEADING PUNTERS, GROSS AVERAGE (min. 100 punts)

Player	Years	Punts	Yards	Gross	Net	In20	Lg	Blk
1. Donnie Jones	2013-2017 (5)	330	14,988	45.42	40.5	123	72	3
2. Joe Muha	1946-1950(5)	179	7,688	42.95	NA	NA	82	2
3. Sav Rocca	2007-2010 (4)	299	12,817	42.87	37.6	102	65	1
4. Sean Landeta	1999-2002, 2005 (5)	376	16,092	42.80	35.9	96	64	1
5. King Hill	1961-1968(8)	254	10,765	42.38	NA	NA	80	0

## BEST GROSS PUNTING AVERAGE, SEASON (min. 40 punts)

Name	Year	Punts	Yards	Gross	Net	In20	Lg	Blk
1. Joe Muha	1948	57	2,694	47.26	NA	NA	82	0
2. Donnie Jones	2015	86	4,038	46.95	41.6	29	64	2
3. Mat McBriar	2012	55	2,560	46.55	36.5	13	66	1
4. Donnie Jones	2016	63	2,888	45.84	40.7	21	72	0
5. Donnie Jones	2013	82	3,681	44.89	40.5	33	70	1

## ALL-TIME LEADING PUNTERS, NET AVERAGE (min. 100 punts)

Player	Years	Punts	Yards	Gross	Net	In20	Lg	Blk
1. Donnie Jones	2013-2017 (5)	330	14,988	45.42	40.5	123	72	3
2. Sav Rocca	2007-2010 (4)	299	12,817	42.87	37.6	102	65	1
3. Dirk Johnson	2003-2006(4)	268	11,180	41.72	36.0	79	62	0
4. Sean Landeta	1999-2002, 2005 (5)	376	16,092	42.80	35.9	96	64	1
5. Jeff Feagles	1990-1993(3)	324	13,448	41.51	35.4	106	77	3

## BEST NET PUNTING AVERAGE, SEASON (min. 40 punts)

Name	Year	Punts	Yards	Gross	Net	In20	Lg	Blk
1. Donnie Jones	2015	86	4,038	47.0	41.6	29	64	2
2. Donnie Jones	2016	63	2,888	45.8	40.7	21	72	0
3. Donnie Jones	2013	82	3,681	44.9	40.5	33	70	1
4. Sav Rocca	2010	73	3,195	43.8	39.0	28	63	0
5. Donnie Jones	2014	76	3,331	43.8	38.9	34	68	0

Note: net average became an official stat in 1976

Led NFL

Led Conference

## MOST PUNTS, Career

PLAYER	PUNTS
1. Adrian Burk	393
2. Sean Landeta	376
3. Tom Hutton	349
4. John Teltschik	345
5. Max Runager	332

## MOST PUNTS INSIDE 20, Career

PLAYER	IN20
1. Donnie Jones	123
2. Jeff Feagles	106
3. Sav Rocca	102
4. Sean Landeta	96
5. Dirk Johnson	79

Inside-the-20 became official stat in 1976

## MOST PUNTS, Season

PLAYER (YEAR)	PUNTS
1. John Teltschik (1986)	108
2. Sean Landeta (1999)	107
3. Tom Hutton (1998)	104
4. John Teltschik (1988)	98
5. Sean Landeta (2001)	97

## MOST PUNTS INSIDE 20, Season

PLAYER (YEAR)	IN20
1. Donnie Jones (2014)	34
2. Donnie Jones (2013)	33
3. Jeff Feagles (1993)	31
4. Donnie Jones (2015)	29

Jeff Feagles (1991) ..... 29  
Inside-the-20 became official stat in 1976

## TOP SINGLE-GAME PUNTING PERFORMANCES

### LONGEST PUNT

PLAYER	GAME	YARDS
1. Randall Cunningham	12/3/1989 at Giants	91
2. Joe Muha	10/10/1948 vs. Giants	82
3. Randall Cunningham	10/16/1994 at Cowboys	80
King Hill	11/11/1962 vs. Packers	80
5. Jeff Feagles	9/15/1991 at Cowboys	77

### MOST PUNTS, Game

PLAYER	GAME	PUNTS
1. John Teltschik	12/6/1987 at NY Giants	15
2. Adrian Burk	12/12/1954 vs. Giants	12
Adrian Burk	11/2/1952 at Packers	12
Len Barnum	10/4/1942 vs. Redskins	12
Emmett Mortell	10/10/1937 at Redskins	12

### BEST GROSS PUNTING AVERAGE, Game (min. 4 punts)

PLAYER	GAME	AVG.
1. Mat McBriar	10/14/2012 vs. Lions	56.6
2. Chas Henry	9/9/2012 at Browns	55.0
3. Donnie Jones	10/19/2015 vs. Giants	54.3
4. Donnie Jones	9/15/2014 at Colts	53.8
5. Len Barnum	9/13/1942 at Steelers	53.5
Len Barnum	9/20/1942 at Cleveland Rams	53.5

### BEST NET PUNTING AVERAGE, Game (min. 4 punts, since 1976)

PLAYER	GAME	AVG.
1. Donnie Jones	11/17/2013 vs. Redskins	50.7
2. Donnie Jones	10/19/2015 vs. Giants	49.0
Sean Landeta	9/23/2001 at Seahawks	49.0
4. Jeff Feagles	10/5/1992 vs. Cowboys	48.8
5. Donnie Jones	12/22/2016 vs. Giants	47.8

# ALL-TIME REGULAR SEASON PUNT RETURNS



## ALL-TIME LEADING PUNT RETURNERS (min. 20 returns)

Player	Years	PR	FC	Yds	Avg	Lg	TDs
1. Ernie Steele	1942-48 (6)	44	NA	737	16.75	80t	1
2. Steve Van Buren	1944-51 (8)	34	NA	473	13.91	55t	2
3. Pat McHugh	1947-51 (5)	31	NA	402	12.97	69t	1
4. Brian Westbrook	2002-09 (8)	39	21	498	12.77	84t	2
<b>5. Darren Sproles</b>	<b>2014-17 (4)</b>	<b>95</b>	<b>52</b>	<b>1,186</b>	<b>12.48</b>	<b>89t</b>	<b>4</b>
6. Brian Mitchell	2000-02 (3)	117	66	1,369	11.70	76t	2
7. Frank Reagan	1949-51 (3)	27	NA	304	11.26	42	1
8. Bosh Pritchard	1942, 1947-51 (6)	91	NA	975	10.71	55t	1
9. Vai Sikahema	1992-93 (2)	73	30	778	10.66	87t	1
10. Larry Marshall	1974-77 (4)	104	16	1,086	10.44	48	0
11. Damaris Johnson	2012-13 (2)	38	35	391	10.29	98t	1

## BEST PUNT RETURN AVERAGE, SEASON (min. 15 returns)

Player	Year	PR	FC	Yds	Avg	Lg	TDs
1. Steve Van Buren	1944	15	NA	230	15.33	55	1
2. Brian Westbrook	2003	20	16	306	15.30	84t	2
3. DeSean Jackson	2009	29	15	441	15.21	85t	2
4. Alvin Haymond	1968	15	6	201	13.40	54t	1
<b>5. Darren Sproles</b>	<b>2016</b>	<b>17</b>	<b>13</b>	<b>224</b>	<b>13.18</b>	<b>66</b>	<b>0</b>
<b>6. Darren Sproles</b>	<b>2014</b>	<b>39</b>	<b>16</b>	<b>506</b>	<b>12.97</b>	<b>82t</b>	<b>2</b>
7. Reno Mahe	2005	21	9	269	12.81	44	0
8. Frank Reagan	1949	21	NA	266	12.67	42	1
9. Kelvin Martin	1995	17	10	214	12.59	38	0
10. Vai Sikahema	1992	40	10	503	12.58	87t	1
11. Brian Mitchell	2002	46	11	567	12.32	76t	1

Led NFL

Led Conference

## TOP SINGLE-GAME PUNT RETURN PERFORMANCES

### MOST PUNT RETURN YARDS, Game

PLAYER	GAME	YARDS
1. Alvin Haymond	10/6/1968 at Redskins	140
<b>2. Darren Sproles</b>	<b>12/6/2015 at Patriots</b>	<b>115</b>
3. Vai Sikahema	11/22/1992 at NY Giants	111
<b>4. Kenjon Barner</b>	<b>10/8/2017 vs. Cardinals</b>	<b>110</b>
5. Reno Mahe	12/5/2005 vs. Seahawks	108

### MOST PUNT RETURNS, Game

PLAYER	GAME	PR
1. Larry Marshall	9/18/1977 vs. Buccaneers	9
2. DeSean Jackson	9/7/2008 vs. Rams	8
Evan Cooper	10/26/1986 vs. Chargers	8
Vai Sikahema	12/13/1992 at Seahawks	8
5. (7 times) last by Reno Mahe	12/5/2005 vs. Seahawks	7

### BEST PUNT RETURN AVERAGE, Game (min. 3 punt returns)

PLAYER	GAME	AVG.
<b>1. Kenjon Barner</b>	<b>10/8/2017 vs. Cardinals</b>	<b>36.7</b>
2. Brian Mitchell	11/25/2002 at 49ers	33.0
<b>3. Darren Sproles</b>	<b>9/27/2015 at NY Jets</b>	<b>29.7</b>
<b>4. Darren Sproles</b>	<b>9/18/2014 at 49ers</b>	<b>28.7</b>
<b>5. Darren Sproles</b>	<b>11/10/2014 vs. Panthers</b>	<b>28.3</b>
Clyde Scott	10/30/1949 at Steelers	28.3

## MOST PUNT RETURNS, Career

PLAYER	RETURNS
1. Wally Henry	148
2. DeSean Jackson	131
3. Brian Mitchell	117
John Sciarra	117
5. Bill Bradley	111

## MOST PUNT RETURN YARDS, Career

PLAYER	YARDS
1. Brian Mitchell	1,369
2. DeSean Jackson	1,294
3. Wally Henry	1,231
<b>4. Darren Sproles</b>	<b>1,186</b>
5. Larry Marshall	1,086

## MOST PUNT RETURN TDs, Career

PLAYER	TDs
<b>1. Darren Sproles</b>	<b>4</b>
DeSean Jackson	4
3. Brian Westbrook	2
Brian Mitchell	2
Steve Van Buren	2

## MOST PUNT RETURNS, Season

PLAYER (YEAR)	RETURNS
1. Wally Henry (1981)	54
2. Rod Harris (1991)	53
3. DeSean Jackson (2008)	50
4. Brian Mitchell (2002)	46
Larry Marshall (1977)	46

## MOST PUNT RETURN YARDS, Season

PLAYER (YEAR)	YARDS
1. Brian Mitchell (2002)	567
<b>2. Darren Sproles (2014)</b>	<b>506</b>
3. Vai Sikahema (1992)	503
4. Larry Marshall (1977)	489
5. Brian Mitchell (2001)	467

## MOST PUNT RETURN TDs, Season

PLAYER (YEAR)	TDs
<b>1. Darren Sproles (2015)</b>	<b>2</b>
<b>Darren Sproles (2014)</b>	<b>2</b>
DeSean Jackson (2009)	2
Brian Westbrook (2003)	2

## LONGEST PUNT RETURNS

PLAYER (GAME)	YARDS
1. Damaris Johnson (12/2/2012 at Cowboys)	98t
<b>2. Darren Sproles (9/27/2015 at Jets)</b>	<b>89t</b>
3. Vai Sikahema (11/22/1992 at Giants)	87t
4. DeSean Jackson (9/13/2009 at Panthers)	85t
5. Brian Westbrook (10/19/2003 at Giants)	84t
<b>6. Darren Sproles (12/6/2015 at Patriots)</b>	<b>83t</b>
<b>7. Darren Sproles (9/28/2014 at 49ers)</b>	<b>82t</b>
8. Brian Westbrook (12/21/2003 vs. 49ers)	81t
Tommy McDonald (10/4/1959 vs. Giants)	81t
10. Ernie Steele (10/25/1942 at Bears)	(lateral) 80t

# ALL-TIME REGULAR SEASON KICKOFF RETURNS



## ALL-TIME LEADING KICKOFF RETURNERS (min. 25 returns)

Player	Years	KOR	Yds	Avg	Lg	TDs
1. Josh Huff	2014-16 (3)	42	1,165	27.74	107t	2
2. Steve Van Buren	1944-51 (8)	76	2,030	26.71	98t	3
3. Irv Cross	1961-69 (6)	28	745	26.61	74	0
4. Timmy Brown	1960-67 (8)	169	4,483	26.53	105t	5
5. Al Nelson	1965-73 (9)	101	2,625	25.99	78	0
6. Wilbert Montgomery	1977-84 (8)	32	814	25.44	99t	1
7. Quintin Demps	2008-09 (2)	58	1,469	25.33	100t	1
8. Brian Mitchell	2000-02 (3)	131	3,311	25.27	94t	2
9. Allen Rossum	1998-99 (2)	98	2,427	24.77	89t	1
10. Billy Walik	1970-72 (3)	67	1,640	24.48	82	0
11. Alvin Haymond	1968 (1)	28	677	24.18	98t	1

## BEST KICKOFF RETURN AVERAGE, SEASON (min. 1.25 ret/gm)

Player	Years	KOR	Yds	Avg	Lg	TDs
1. Al Nelson	1972	25	728	29.12	78	0
2. Steve Van Buren	1945	13	373	28.69	98t	1
3. Timmy Brown	1963	33	945	28.64	100t	1
4. Timmy Brown	1966	20	562	28.10	93t	2
5. Timmy Brown	1961	29	811	27.97	105t	1
6. Timmy Brown	1962	30	831	27.70	99t	1
7. Hershel Walker	1994	21	581	27.67	94t	1
8. Don Stevens	1952	16	433	27.06	51	0
9. Brian Mitchell	2002	43	1,162	27.02	57	0
10. Wilbert Montgomery	1977	23	619	26.91	99t	1

Led NFL

Led Conference

## TOP SINGLE-GAME KICKOFF RETURN PERFORMANCES

### MOST KICKOFF RETURN YARDS, Game

PLAYER	GAME	YARDS
1. Derrick Witherspoon	11/24/1996 at Ari. Cardinals	253
2. Timmy Brown	11/6/1966 vs. Cowboys	247
3. Allen Rossum	11/14/1999 vs. Redskins	222
4. Quintin Demps	11/9/2008 vs. Giants	220
5. Duce Staley	11/30/1997 vs. Bengals	195

### MOST KICKOFF RETURNS, Game

PLAYER	GAME	KOR
1. Quintin Demps	11/9/2008 vs. Giants	8
Allen Rossum	11/21/1999 vs. Colts	8
Derrick Witherspoon	11/24/1996 at Ari. Cardinals	8
4. (5 times) last by Ellis Hobbs	9/20/2009 vs. Saints	7

### BEST KICKOFF RETURN AVERAGE, Game (min. 3 kickoff returns)

PLAYER	GAME	AVG
1. Timmy Brown	9/22/1963 vs. Cardinals	59.0
2. Alvin Haymond	9/22/1968 vs. NY Giants	51.0
3. Timmy Brown	11/6/1966 vs. Cowboys	49.4
4. Derrick Witherspoon	9/22/1996 at Falcons	48.0
5. Allen Rossum	11/14/1999 vs. Redskins	44.4

### MOST KICKOFF RETURNS FOR A TD, Game

PLAYER	GAME	TDs
1. Timmy Brown	11/6/1966, 93 & 90 yards vs. Cowboys	2*

\* NFL Record

## MOST KICKOFF RETURNS, Career

PLAYER	RETURNS
1. Timmy Brown	169
2. Brian Mitchell	131
3. Al Nelson	101
4. Allen Rossum	98
5. Larry Marshall	88

## MOST KICKOFF RETURN YARDS, Career

PLAYER	YARDS
1. Timmy Brown	4,483
2. Brian Mitchell	3,311
3. Al Nelson	2,625
4. Allen Rossum	2,427
5. Larry Marshall	2,075

## MOST KICKOFF RETURN TDs, Career

PLAYER	TDs
1. Timmy Brown	5
2. Derrick Witherspoon	3
Steve Van Buren	3
4. Josh Huff	2
Brian Mitchell	2

## MOST KICKOFF RETURNS, Season

PLAYER (YEAR)	RETURNS
1. Allen Rossum (1999)	54
2. Derrick Witherspoon (1996)	53
3. Quintin Demps (2008)	52
4. Herman Hunter (1985)	48
5. Brian Mitchell (2000)	47
Duce Staley (1997)	47

## MOST KICKOFF RETURN YARDS, Season

PLAYER (YEAR)	YARDS
1. Allen Rossum (1999)	1,347
2. Quintin Demps (2008)	1,314
3. Derrick Witherspoon (1996)	1,271
4. Brian Mitchell (2002)	1,162
5. Duce Staley (1997)	1,139

## MOST KICKOFF RETURN TDs, Season

PLAYER (YEAR)	TDs
1. Derrick Witherspoon (1996)	2

## LONGEST KICKOFF RETURNS

PLAYER (GAME)	YARDS
1. Josh Huff (11/23/2014 vs. Titans)	107t
2. Timmy Brown (9/17/1961 vs. Browns)	105t
3. Russ Craft (10/7/1950 vs. LA Rams)	103t
4. Chris Polk (9/21/2014 vs. Redskins)	102t
5. Quintin Demps (11/23/2008 at Ravens)	100t
Timmy Brown (9/22/1963 vs. StL. Cardinals)	100t
Dave Smukler (11/13/1938 at Brooklyn Dodgers)	100t

# STARTING QB RECORDS / NFL RECORDS



## STARTING QUARTERBACK RECORDS

### Year Quarterbacks (Record as a starter)

1956	Bobby Thomason (3-5-1), Adrian Burk (0-3)
1957	Thomason (2-5), Sonny Jurgensen (2-3)
1958	Norm Van Brocklin (2-9-1)
1959	Van Brocklin (7-5)
1960	Van Brocklin (10-2)
1961	Jurgensen (10-4)
1962	Jurgensen (3-9-1), King Hill (0-1)
1963	Jurgensen (2-6-1), Hill (0-4-1)
1964	Norm Snead (4-6), Hill (1-1), Jack Concannon (1-1)
1965	Snead (4-5), Hill (1-4)
1966	Snead (5-5), Hill (2-0), Concannon (2-0)
1967	Snead (6-7-1)
1968	Snead (2-9), Hill (0-2), John Huarte (0-1)
1969	Snead (4-8-1), George Mira (0-1)
1970	Snead (3-9-1), Rick Arrington (0-1)
1971	Pete Liske (5-5), Arrington (1-2-1)
1972	John Reaves (0-7), Liske (2-4-1)
1973	Roman Gabriel (5-8-1)
1974	Gabriel (4-7), Mike Boryla (3-0)
1975	Gabriel (2-7), Boryla (2-3)
1976	Boryla (3-7), Gabriel (1-3)
1977	Ron Jaworski (5-9)
1978	Jaworski (9-7)
1979	Jaworski (11-5)
1980	Jaworski (12-4)
1981	Jaworski (10-6)
1982	Jaworski (3-6)
1983	Jaworski (5-11)
1984	Jaworski (5-7-1), Joe Pisarcik (1-2)
1985	Jaworski (6-6), Randall Cunningham (1-3)
1986	Jaworski (3-6), Cunningham (1-3-1), Matt Cavanaugh (1-1)
1987	Cunningham (7-5), Scott Tinsley (0-3)
1988	Cunningham (10-6)
1989	Cunningham (11-5)
1990	Cunningham (10-6)
1991	Jim McMahon (8-3), Cunningham (1-0), Jeff Kemp (1-1), Brad Goebel (0-2)
1992	Cunningham (10-5), McMahon (1-0)
1993	Bubby Brister (4-4), Cunningham (4-0), Ken O'Brien (0-4)
1994	Cunningham (7-7), Brister (0-2)
1995	Rodney Peete (9-3), Cunningham (1-3)
1996	Ty Detmer (7-4), Peete (3-2)
1997	T. Detmer (2-5), Bobby Hoying (2-3-1), Peete (2-1)
1998	Hoying (1-6), Koy Detmer (1-4), Peete (1-3)
1999	Doug Pederson (2-7), Donovan McNabb (2-4), K. Detmer (1-0)
2000	McNabb (11-5)
2001	McNabb (11-5)
2002	McNabb (7-3), A.J. Feeley (4-1), K. Detmer (1-0)
2003	McNabb (12-4)
2004	McNabb (13-2), K. Detmer (0-1)
2005	McNabb (4-5), Mike McMahon (2-5)
2006	McNabb (5-5), Jeff Garcia (5-1)
2007	McNabb (8-6), Feeley (0-2)
2008	McNabb (9-6-1)
2009	McNabb (10-4), Kevin Kolb (1-1)
2010	Vick (8-3), Kolb (2-3)
2011	Vick (7-6), Vince Young (1-2)

2012 Vick (3-7), Nick Foles (1-5)

2013 Vick (2-4), Foles (8-2)

2014 Foles (6-2), Mark Sanchez (4-4)

2015 Sam Bradford (7-7), Sanchez (0-2)

2016 Carson Wentz (7-9)

2017 Carson Wentz (5-1)

## NFL RECORDS HELD BY AN EAGLE

### Most Touchdown Passes, Game

7 Nick Foles (11/3/2013 at Raiders) and Adrian Burk (10/17/1954 at Redskins); tied with Sid Luckman, Bears (1943); George Blanda, Hou. Oilers (1961); Y.A. Tittle, Giants (1962); Joe Kapp, Vikings (1969); Peyton Manning, Broncos (2013) and Drew Brees, Saints (2015)

### Longest Touchdown Pass

99 Ron Jaworski to Mike Quick, (11/10/1985 vs. Falcons) (OT); tied with many others

### Most Interception Returns for TDs, Season

4 Eric Allen, 1993; tied with Jim Kearney, Chiefs (1972) and Ken Houston, Oilers (1971)

### Most Interceptions, Game

4 Russ Craft (9/24/1950 at Cardinals); tied with 17 others

### Most Kickoff Return TDs, Game

2 Timmy Brown (11/6/1966 vs. Cowboys), 93 and 90 yards; tied with Travis Williams, Packers (1967); Ron Brown, LA Rams (1985); Tyrone Hughes, Saints (1994); Chad Morton, Jets (2002); Devin Hester, Bears (2006); Andre Davis, Texans (2007); and Josh Cribbs, Browns (2009)

### Most 50-Plus-Yard Touchdowns, Season

8 DeSean Jackson (2009); tied with Elroy "Crazy Legs" Hirsch, LA Rams (1951) and Devin Hester, Bears (2007)



# ALL-TIME REGULAR SEASON ROOKIE RECORDS



## PASSING

### MOST ATTEMPTS, Season

1. Carson Wentz, 2016	607
2. Nick Foles, 2012	265
3. John Reaves, 1972	224
4. Donovan McNabb, 1999	216
5. Davey O'Brien, 1939	201
6. Mike Boryla, 1974	102
7. Foster Watkins, 1940	85
8. Randall Cunningham, 1985	81
9. Rick Arrington, 1970	73
Red Kirkman, 1933	73

### MOST COMPLETIONS, Season

1. Carson Wentz, 2016	379
2. Nick Foles, 2012	161
3. John Reaves, 1972	108
4. Donovan McNabb, 1999	106
5. Davey O'Brien, 1939	99
6. Mike Boryla, 1974	60
7. Rick Arrington, 1970	37
8. Randall Cunningham, 1985	34
9. Sonny Jurgensen, 1957	33
10. Matt Barkley, 2013	30
Brad Goebel, 1991	30

### MOST YARDS, Season

1. Carson Wentz, 2016	3,782
2. Nick Foles, 2012	1,699
3. John Reaves, 1972	1,508
4. Davey O'Brien, 1939	1,324
5. Donovan McNabb, 1999	948
6. Mike Boryla, 1974	580
7. Foster Watkins, 1940	565
8. Randall Cunningham, 1985	548
9. Sonny Jurgensen, 1957	470
10. Red Kirkman, 1933	354

### MOST TD PASSES, Season

1. Carson Wentz, 2016	16
2. Donovan McNabb, 1999	8
3. John Reaves, 1972	7
4. Nick Foles, 2012	6
Davey O'Brien, 1939	6
6. Mike Boryla, 1974	5
Sonny Jurgensen, 1957	5

### BEST COMP. PCT., SEASON (min. 75 atts.)

1. Carson Wentz, 2016	62.4
2. Nick Foles, 2012	60.8
3. Mike Boryla, 1974	58.8
4. Davey O'Brien, 1939	49.3
5. Donovan McNabb, 1999	49.1

### BEST QB RATING, SEASON (min. 75 atts.)

1. Carson Wentz, 2016	79.3
2. Nick Foles, 2012	79.1
3. Mike Boryla, 1974	78.9
4. Donovan McNabb, 1999	60.1
5. John Reaves, 1972	58.4

## RUSHING

### MOST ATTEMPTS, Season

1. Po James (FB), 1972	182
2. Keith Byars (FB), 1986	177
3. Lee Bougness (FB), 1970	159
4. LeSean McCoy, 2009	155
5. Billy Barnes, 1957	143
6. James Joseph, 1991	135
7. Correll Buckhalter, 2001	129
8. Clarence Peaks, 1957	125
9. Mike Hogan, 1976	123
10. Leroy Keys, 1969	121

### MOST YARDS, Season

1. LeSean McCoy, 2009	637
2. Correll Buckhalter, 2001	586
3. Keith Byars (FB) 1986	577
4. Po James (FB), 1972	565
5. Bryce Brown, 2012	564
6. Mike Hogan (FB), 1976	561
7. Billy Barnes, 1957	529
8. Clarence Peaks, 1957	495
9. Steve Van Buren, 1944	444
10. James Joseph, 1991	440

### MOST TOUCHDOWNS, Season

1. Steve Van Buren, 1944	5
Don Johnson, 1953	5
3. Bryce Brown, 2012	4
LeSean McCoy, 2009	4
Ken Keller, 1956	4
Mel Bleeker, 1944	4
Jim Castiglia (FB), 1941	4
8. Ryan Moats, 2005	3
Charlie Garner, 1994	3
Vaughn Hebron, 1993	3
Many others	3

## RECEIVING

### MOST RECEPTIONS, Season

1. Keith Jackson (TE), 1988	81
2. Jordan Matthews, 2014	67
3. DeSean Jackson, 2008	62
4. Don Looney (E), 1940	58
5. Jeremy Maclin, 2009	56
6. Charle Young (TE), 1973	55
7. Lee Bougness (RB), 1970	50
8. Reggie Brown, 2005	43
9. Victor Bailey, 1993	41
Junior Tautalasati (RB), 1986	41
11. LeSean McCoy (RB), 2009	4

### MOST YARDS, Season

1. DeSean Jackson, 2008	912
2. Jordan Matthews, 2014	872
3. Keith Jackson (TE), 1988	869
4. Charle Young (TE), 1973	854
5. Jeremy Maclin, 2009	773
6. Fred Barnett, 1990	721
7. Don Looney (E), 1940	707
8. Calvin Williams, 1990	602
9. Reggie Brown, 2005	571
10. Victor Bailey, 1993	545

## RECEIVING (Cont.)

### MOST TOUCHDOWNS, Season

1. Calvin Williams, 1990	9
2. Jordan Matthews, 2014	8
Fred Barnett, 1990	8
Bobby Walston (E), 1951	8
5. Pete Pihos (E), 1947	7
6. Keith Jackson (TE), 1988	6
Charle Young (TE), 1973	6
8. Hal Giancanelli (B), 1953	5
9. Zach Ertz (TE), 2013	4
Jeremy Maclin (WR), 2009	4
Many others	4

## TOTAL OFFENSE

### MOST SCRIMMAGE YARDS, Season

1. DeSean Jackson (WR), 2008	1,008
2. LeSean McCoy (RB), 2009	945
3. Charle Young (TE), 1973	878
4. Jordan Matthews (WR), 2014	872
5. Keith Jackson (TE), 1988	869
6. Lee Bougness (RB), 1970	802
7. Jeremy Maclin (WR), 2009	766
8. Billy Barnes (RB), 1957	741
9. Fred Barnett (WR), 1990	734
10. Po James (FB), 1972	721

### MOST TOUCHDOWNS, Season

1. Calvin Williams (WR), 1990	9
2. Jordan Matthews (WR), 2014	8
Fred Barnett (WR), 1990	8
Bobby Walston (E), 1951	8
Pete Pihos (E), 1947	8
Mel Bleeker (RB), 1944	8
7. Charle Young (TE), 1973	7
Don Johnson (RB), 1953	7
Steve Van Buren (RB), 1944	7
10. Keith Jackson (TE), 1988	6
Hal Giancanelli (B), 1953	6

# ALL-TIME REGULAR SEASON ROOKIE RECORDS



## SACKS (since 1982)

### MOST SACKS, Season

1. Corey Simon (DT), 2000	9.5
2. Derrick Burgess (DE), 2001	6.0
<b>3. Fletcher Cox (DT), 2012</b>	<b>5.5</b>
Mike Mamula (DE), 1995	5.5
5. Trent Cole (DE), 2005	5.0
6. Jerome Brown (DT), 1987	4.0
7. Mike Patterson (DT), 2005	3.5
<b>8. Brandon Graham (DE), 2010</b>	<b>3.0</b>
<b>9. Destiny Vaeao (DT), 2016</b>	<b>2.0</b>
Five others	2.0

## INTERCEPTIONS (since 1940)

### MOST INTERCEPTIONS, Season

1. Tom Brookshier (DB), 1953	8
Bibbles Bawel (B), 1952	8
3. Herman Edwards (DB), 1977	6
4. Eric Allen (DB), 1988	5
Randy Logan (S), 1973	5
Jerry Norton (DB), 1954	5
Steve Van Buren (B), 1944	5
8. Roynell Young (CB), 1980	4
Brenard Wilson (S), 1979	4
10. Nate Allen (S), 2010, others with	3

## PUNT RETURNS

### MOST PUNT RETURNS, Season

1. DeSean Jackson, 2008	50
2. Evan Cooper, 1984	40
3. Bibbles Bawel, 1952	34
4. Bill Bradley, 1969	28
5. Damaris Johnson, 2012	26
Tommy McDonald, 1957	26
7. Allen Rossum, 1998	22
8. Jerry Norton, 1954	21
9. Bobby Morse, 1987	20
Billy Walik, 1970	20

### MOST PUNT RETURN YARDS, Season

1. DeSean Jackson, 2008	440
2. Damaris Johnson, 2012	291
3. Bibbles Bawel, 1952	261
4. Evan Cooper, 1984	250
5. Steve Van Buren, 1944	230
6. Dexter Wynn, 2004	194
7. Allen Rossum, 1998	187
8. Ernie Steele, 1942	184
9. Bill Bradley, 1969	181
10. Don Stevens, 1952	172

## BEST PUNT RETURN AVERAGE, Season

1. Pat McHugh, 1947, 10 returns	15.69
2. Steve Van Buren, 1944, 15	15.33
3. Damaris Johnson, 2012, 22	11.19
4. Dexter Wynn, 2004, 18	10.78
5. Don Stevens, 1952, 16	10.75
6. Jorrick Calvin, 2010, 12	10.42
7. Ken Keller, 1956, 15	9.73
Bosh Pritchard, 1942, 11	9.73
9. DeSean Jackson, 2008, 50	8.80
10. Allen Rossum, 1998, 22	8.50
11. Art Powell, 1959, 15	8.27

minimum 10 returns, since 1941

## KICKOFF RETURNS

### MOST KICKOFF RETURNS, Season

1. Quintin Demps, 2008	52
2. Herman Hunter, 1985	48
3. Duce Staley, 1997	47
4. Brandon Boykin, 2012	45
5. Allen Rossum, 1998	44
6. J.R. Reed, 2004	33
7. Jorrick Calvin, 2010	32
Billy Walik, 1970	32
9. Dion Lewis, 2011	31
10. Ted Dean, 1960	26
Al Nelson, 1965	26

### MOST KICKOFF RETURN YARDS, Season

1. Quintin Demps, 2008	1,314
2. Duce Staley, 1997	1,139
3. Allen Rossum, 1998	1,080
4. Herman Hunter, 1985	1,047
5. Brandon Boykin, 2012	1,037
6. Billy Walik, 1970	805
7. J.R. Reed, 2004	761
8. Jorrick Calvin, 2010	692
9. Al Nelson, 1965	683
10. Dion Lewis, 2011	669

### BEST KICKOFF RETURN AVG, Season

1. Josh Huff, 2014, 14 returns	29.64
2. Tommy McDonald, 1957, 11	27.64
3. Israel Lang, 1964, 13	27.08
4. Art Powell, 1959, 14	27.07
5. Don Stevens, 1952, 16	27.06
6. Wilbert Montgomery, 1977, 23	26.91
7. Al Nelson, 1965, 26	26.27
8. Quintin Demps, 2008, 52	25.27
9. Billy Walik, 1970, 32	25.16
10. Allen Rossum, 1998, 44	24.55

minimum 10 returns, since 1941

## KICKING

### MOST FIELD GOALS MADE, Season

1. Cody Parkey, 2014	32
2. Paul McFadden, 1984	30
3. Alex Henery, 2011	24
4. Tony Franklin, 1979	23
5. Mark Moseley, 1970	14
<b>6. Jake Elliott, 2017</b>	<b>12</b>

### MOST FIELD GOAL ATTEMPTS, Season

1. Paul McFadden, 1984	37
2. Cody Parkey, 2014	36
3. Tony Franklin, 1979	31
4. Alex Henery, 2011	27
5. Mark Moseley, 1970	25

### BEST FIELD GOAL PERCENTAGE, Season

1. Cody Parkey, 2014, 32-36	88.9
Alex Henery, 2011, 24-27	88.9
3. Paul McFadden, 1984, 30-37	81.1
4. Tony Franklin, 1979, 23-31	74.2
5. Mark Moseley, 1970, 14-25	56.0

### MOST KICKING POINTS, Season

1. Cody Parkey, 2014	150
2. Alex Henery, 2011	118
3. Paul McFadden, 1984	116
4. Tony Franklin, 1979	105
5. Mark Moseley, 1970	67

## PUNTING

### MOST PUNTS, Season

1. John Teltschik, 1986	108
2. Tom Hutton, 1995	85
3. Merritt Kersey, 1974	82
4. Max Runager, 1979	74
Bill Bradley, 1969	74

### MOST PUNTING YARDS, Season

1. John Teltschik, 1986	4,493
2. Tom Hutton, 1995	3,682
3. Sav Rocca, 2007	3,066
4. Merritt Kersey, 1974	2,959
5. Bill Bradley, 1969	2,942

### BEST GROSS PUNTING AVERAGE, Season

1. Tom Hutton, 1995, 85	43.32
2. Chas Henry, 2011, 66	42.88
3. Sav Rocca, 2007, 73	42.00
4. John Teltschik, 1986, 108	41.60
5. Bill Bradley, 1969, 74	39.76

# SUPERLATIVE ROOKIE PERFORMANCES



## 100-YARD RUSHING PERFORMANCES, ROOKIES

PLAYER (GAME)	DATE	YDS (ATT-LG-TD)
1. Bryce Brown vs. Panthers (L)	11/26/2012	178 (19-65t-2)
2. Bryce Brown at Cowboys (L)	12/2/2012	169 (24-39-2)
3. Correll Buckhalter vs. Cardinals (L)	10/7/2001	134 (21-37-0)
4. Steve Van Buren at Bk. Tigers (W)	11/5/1944	129 (12-70t-2)
5. Keith Byars vs. StL Cardinals (T) OT	12/7/1986	127 (24-32-0)
6. Charlie Garner vs. Redskins (W)	10/9/1994	122 (28-12-0)
7. Don Johnson at Giants (L)	11/29/1953	121 (13-63t-1)
8. Ryan Moats vs. Giants (L) OT	12/11/2005	114 (11-40t-2)
9. Charlie Garner at 49ers (W)	10/2/1994	111 (16-28t-2)
10. Toy Ledbetter at Bal. Colts (W)	10/15/1950	107 (23-14-1)
11. Mike Hogan vs. Seahawks (W)	12/12/1976	104 (19-18-0)
Bosh Pritchard at Bk. Dodgers (W)	11/15/1942	104 (14-26-0)
13. Wilbert Montgomery vs. Jets (W)	12/18/1977	103 (22-27-2)
14. Mike Hogan vs. Redskins (L) OT	9/27/1976	100 (22-32-0)
Don Johnson vs. Bal.Colts (W)	11/15/1953	100 (11-66t-2)

## 100-YARD RECEIVING PERFORMANCES, ROOKIES

PLAYER (GAME)	DATE	YDS (REC, TD)
1. Don Looney at Redskins (L)	12/1/1940	180 (14, 0)
2. Hank Baskett vs. Falcons (W)	12/31/2006	177 (7, 1)
3. Jeremy Maclin at Cowboys (L)	1/9/2010 - NFC-WC	146 (7, 1)
4. Jeremy Maclin vs. Buccaneers (W)	10/11/2009	142 (6, 2)
Keith Jackson at Bears (L)	12/31/1988 - NFC-D	142 (7, 0)
6. Jordan Matthews vs. Panthers (W)	11/10/2014	138 (7, 2)
7. Don Looney at Cle. Rams (L)	9/22/1940	129 (8, 2)
8. Clyde Scott at Redskins (W)	11/13/1949	127 (4, 1)
9. Herman Hunter vs. LA Rams (W)	10/13/1985	120 (6, 1)
10. Fred Meyer at Redskins (L)	11/1/1942	119 (4, 0)
11. Bobby Walston at Giants (L)	10/21/1951	118 (6, 2)
12. Don Looney at Packers (L)	9/15/1940	115 (8, 1)
13. Fred Barnett vs. Vikings (W)	10/15/1990	114 (4, 1)
14. Charle Young (TE) at Cowboys (L)	11/18/1973	113 (4, 1)
15. Hank Baskett vs. Cowboys (W)	10/8/2006	112 (3, 1)
Fred Barnett at Bills (L)	12/2/1990	112 (2, 1)
Charle Young (TE) at 49ers (L)	12/2/1973	112 (6, 1)
18. DeSean Jackson at Cowboys (L)	9/15/2008	110 (6, 0)
19. Fred Barnett vs. Packers (W)	12/16/1990	108 (5, 0)
Charle Young (TE) vs. Patriots (W)	11/4/1973	108 (8, 2)
Pete Pihos vs. Packers (W)	12/14/1947	108 (4, 1)
22. Jordan Matthews at Packers (L)	11/16/2014	107 (5, 1)
23. DeSean Jackson vs. Rams (W)	9/7/2008	106 (6, 0)
24. Jordan Matthews at Giants (W)	12/28/2014	105 (8, 1)
25. Charle Young (TE) at Redskins (L)	12/16/1973	104 (5, 1)

## LONGEST RUSHING TDs, ROOKIES

PLAYER (GAME)	YARDS
1. Herman Hunter (11/24/1985 at Cowboys) . . . . .	74t
2. John Brewer (10/4/1952 vs. Giants) . . . . .	71t
3. Steve Van Buren (11/5/1944 at Brooklyn Tigers) . . . . .	70t
John Kusko (11/22/1936 vs. Bears) . . . . .	70t
5. LeSean McCoy (11/1/2009 vs. Giants) . . . . .	66t
Don Johnson (11/15/1953 vs. Baltimore Colts) . . . . .	66t
7. Bryce Brown (12/26/2012 vs. Panthers) . . . . .	65t
8. Don Johnson (11/29/1953 at Giants) . . . . .	63t
9. Ryan Moats (12/18/2005 at Rams) . . . . .	59t
10. Ken Keller (10/14/1956 at Steelers) . . . . .	51t

## LONGEST KICKOFF RETURNS, ROOKIES

PLAYER	DATE	YARDS
1. Josh Huff vs. Titans (W)	11/23/2014	107t
2. Quintin Demps at Ravens (L)	11/23/2008	100t
3. Wilbert Montgomery vs. Giants (W)	12/11/1977	99t
4. Steve Van Buren vs. Giants (T)	11/12/1944	97t
Bosh Pritchard at Redskins (L)	11/1/1942	97t
6. Art Powell vs. Giants (W)	10/4/1959	95
7. Andre Waters vs. Redskins (W)	11/18/1984	89t
8. <b>Wendell Smallwood at Redskins (L)</b>	<b>10/16/2016</b>	<b>86t</b>
9. Billy Walik at Packers (L)	10/25/1970	82
10. Jim Castiglia vs. Redskins (L)	10/19/1941	72

## LONGEST PUNT RETURNS, ROOKIES

PLAYER	DATE	YARDS
1. Damaris Johnson at Cowboys (L)	12/2/2012	98t
2. Clyde Scott at Steelers (W)	10/30/1949	70t
3. Pat McHugh at Boston Yanks (L)	11/23/1947	69t
4. DeSean Jackson vs. Redskins (L)	10/5/2008	68t
5. Bob Shann vs. Lions (L)	12/19/1965	63t
6. Ernie Steele at NY Giants (L)	10/11/1942	62
7. DeSean Jackson vs. Rams (W)	9/7/2008	60
8. Art Powell vs. Steelers (W)	10/11/1959	58t
9. Don Stevens vs. Redskins (W)	11/9/1952	56t
10. Steve Van Buren vs. Boston Yanks (W)	10/22/1944	55t

## TOP PASSING PERFORMANCES, ROOKIES

PLAYER (GAME)	YARDS
1. <b>Nick Foles (12/9/2012 at Buccaneers)</b> . . . . .	<b>381</b>
2. <b>Carson Wentz (11/6/2016 at Giants)</b> . . . . .	<b>364</b>
3. <b>Nick Foles (12/23/2012 vs. Redskins)</b> . . . . .	<b>345</b>
4. <b>Carson Wentz (12/11/2016 vs. Redskins)</b> . . . . .	<b>314</b>
5. <b>Carson Wentz (12/4/2016 at Bengals)</b> . . . . .	<b>308</b>
6. <b>Carson Wentz (9/25/2016 vs. Steelers)</b> . . . . .	<b>301</b>
7. Davey O'Brien (11/12/1939 vs. Packers) . . . . .	289
8. <b>Carson Wentz (9/11/2016 vs. Browns) - first start</b> . . . . .	<b>278</b>

PLAYER (GAME)	COMPLETIONS
1. <b>Carson Wentz (12/4/2016 at Bengals)</b> . . . . .	<b>36</b>
2. <b>Carson Wentz (12/11/2016 vs. Redskins)</b> . . . . .	<b>32</b>
<b>Carson Wentz (10/30/2016 at Cowboys)</b> . . . . .	<b>32</b>
<b>Nick Foles (12/23/2012 vs. Redskins)</b> . . . . .	<b>32</b>
<b>Nick Foles (12/9/2012 at Buccaneers)</b> . . . . .	<b>32</b>

PLAYER (GAME)	TOUCHDOWNS
1. Donovan McNabb (1/2/2000 vs. StL Rams) . . . . .	3
Sonny Jurgensen (11/24/1957 vs. Redskins) . . . . .	3
3. many times . . . . .	2

## LONGEST RECEIVING TDs, ROOKIES

PLAYER (GAME)	YARDS
1. Fred Barnett (12/2/1990 at Bills) . . . . .	95t
2. Hank Baskett (12/31/2006 vs. Falcons) . . . . .	89t
3. Hank Baskett (10/8/2006 vs. Cowboys) . . . . .	87t
4. Kenny Jackson (10/21/1984 vs. NY Giants) . . . . .	83t
5. Charle Young (11/18/1973 at Cowboys) . . . . .	80t
6. Mel Bleeker (10/22/1944 vs. Boston Yanks) . . . . .	75t
7. Glen Young (11/6/1983 vs. Cowboys) . . . . .	71t
8. Clyde Scott (11/13/1949 at Redskins) . . . . .	70t

# ALL-TIME 300-YARD PASSING GAMES



Date	Player/Opponent/Result	Att-Cmp-Yd-TD-INT	
10/8/17	<b>Carson Wentz vs. Cardinals (W)</b>	<b>30-21-304-4-1</b>	11/15/04 Donovan McNabb at Cowboys (W) 27-15-345-4-0
9/17/17	<b>Carson Wentz at Chiefs (L)</b>	<b>46-25-333-2-1</b>	10/24/04 Donovan McNabb at Browns (W) OT 43-28-376-4-1
9/10/17	<b>Carson Wentz at Redskins (W)</b>	<b>39-26-307-2-1</b>	9/26/04 Donovan McNabb at Lions (W) 42-29-356-2-0
12/11/16	<b>Carson Wentz* vs. Redskins (L)</b>	<b>46-32-314-1-1</b>	9/12/04 Donovan McNabb vs. Giants (W) 36-26-330-4-0
12/4/16	<b>Carson Wentz* at Bengals (L)</b>	<b>60-36-308-1-3</b>	11/16/03 Donovan McNabb vs. Giants (W) 30-24-314-2-0
11/6/16	<b>Carson Wentz* at Giants (L)</b>	<b>47-27-364-0-2</b>	11/2/03 Donovan McNabb at Falcons (W) 33-21-312-1-0
9/25/16	<b>Carson Wentz* vs. Steelers (W)</b>	<b>31-23-301-2-0</b>	9/9/01 Donovan McNabb vs. Rams (L) 48-32-312-2-1
1/3/16	Sam Bradford at Giants (W)	38-30-320-2-1	12/10/00 Donovan McNabb at Browns (W) 36-23-390-4-0
12/26/15	Sam Bradford vs. Redskins (L)	56-37-380-1-0	10/1/00 Donovan McNabb vs. Falcons (W) 44-30-311-2-1
12/20/15	Sam Bradford vs. Cardinals (L)	41-28-361-2-2	11/30/97 Bobby Hoying vs. Bengals (W) 42-26-313-4-1
10/11/15	Sam Bradford vs. Saints (W)	45-32-333-2-2	11/24/96 Ty Detmer at Cardinals (L) 38-21-322-0-1
9/14/15	Sam Bradford at Falcons (L)	52-36-336-1-2	11/10/96 Ty Detmer vs. Bills (L) 44-26-315-2-1
12/20/14	Mark Sanchez at Redskins (L)	50-37-374-2-1	10/27/96 Ty Detmer vs. Panthers (W) 38-23-342-1-1
11/23/14	Mark Sanchez vs. Titans (W)	43-30-307-1-2	12/24/94 Bubby Brister at Bengals (L) 37-26-325-1-0
11/16/14	Mark Sanchez at Packers (L)	44-26-346-2-2	12/4/94 R. Cunningham vs. Cowboys (L) 46-29-327-2-1
11/10/14	Mark Sanchez vs. Panthers (W)	37-20-332-2-0	10/24/94 R. Cunningham vs. Oilers (W) 24-13-310-2-1
10/26/14	<b>Nick Foles at Cardinals (L)</b>	<b>62-36-411-2-2</b>	9/12/94 R. Cunningham vs. Bears (W) 36-24-311-3-0
9/21/14	<b>Nick Foles vs. Redskins (W)</b>	<b>41-27-325-3-0</b>	9/4/94 R. Cunningham at Giants (L) 39-20-344-2-0
9/15/14	<b>Nick Foles at Colts (W)</b>	<b>37-21-331-1-1</b>	1/3/94 Bubby Brister at 49ers (W) OT 43-26-350-3-1
9/7/14	<b>Nick Foles vs. Jaguars (W)</b>	<b>45-27-322-2-1</b>	9/19/93 R. Cunningham vs. Redskins (W) 39-25-360-3-2
12/15/13	<b>Nick Foles at Vikings (L)</b>	<b>48-30-428-3-1</b>	12/13/92 R. Cunningham at Seahawks (W) OT 44-27-365-0-1
11/3/13	<b>Nick Foles at Raiders (W)</b>	<b>28-22-406-7-0</b>	11/10/91 Jim McMahon at Browns (W) 43-26-341-3-1
9/15/13	Michael Vick vs. Chargers (L)	36-23-428-2-0	12/18/89 R. Cunningham at Saints (L) 39-19-306-2-2
12/23/12	<b>Nick Foles* vs. Redskins (L)</b>	<b>48-32-345-1-1</b>	10/2/89 R. Cunningham at Bears (L) 62-32-401-1-4
12/9/12	<b>Nick Foles* at Buccaneers (W)</b>	<b>51-32-381-2-0</b>	9/17/89 R. Cunningham at Redskins (W) 46-34-447-5-1
10/14/12	Michael Vick vs. Lions (L)	46-28-311-2-2	12/31/88 <u>R. Cunningham at Bears (L)</u> 54-27-407-0-3
9/16/12	Michael Vick vs. Ravens (W)	32-23-371-1-2	11/6/88 R. Cunningham vs. Rams (W) 39-22-323-3-0
9/9/12	Michael Vick at Browns (W)	56-29-317-2-4	10/10/88 R. Cunningham vs. Giants (W) 41-31-369-3-0
1/1/12	Michael Vick vs. Redskins (W)	39-24-335-3-1	11/29/87 R. Cunningham at Patriots (W) OT 31-18-314-2-1
11/27/11	Vince Young vs. Patriots (L)	48-26-400-1-1	10/11/87 Scott Tinsley at Cowboys (L) 34-24-338-3-0
10/9/11	Michael Vick at Bills (L)	40-26-315-2-4	12/15/85 Ron Jaworski at Chargers (L) 48-29-334-1-3
10/2/11	Michael Vick vs. 49ers (L)	46-30-416-2-1	12/1/85 Ron Jaworski vs. Vikings (L) 42-23-320-2-1
12/2/10	Michael Vick vs. Texans (W)	33-22-302-2-1	11/3/85 Ron Jaworski at 49ers (L) 48-24-394-1-3
11/28/10	Michael Vick at Bears (L)	44-29-333-2-1	10/20/85 Ron Jaworski vs. Cowboys (W) 35-22-380-1-0
11/15/10	Michael Vick at Redskins (W)	28-20-333-4-0	12/16/84 Joe Pisarcik at Falcons (L) 46-24-334-1-0
10/17/10	Kevin Kolb vs. Falcons (W)	29-23-326-3-1	10/28/84 Ron Jaworski vs. Cardinals (L) 38-22-340-2-3
12/27/09	Donovan McNabb vs. Broncos (W)	35-20-322-3-1	11/27/83 Ron Jaworski at Redskins (L) 36-19-333-3-1
12/20/09	Donovan McNabb vs. 49ers (W)	36-21-306-1-2	9/11/83 Ron Jaworski vs. Redskins (L) 37-24-326-1-2
11/15/09	Donovan McNabb at Chargers (L)	55-35-450-2-1	9/19/82 Ron Jaworski at Browns (W) 41-25-334-2-1
9/27/09	Kevin Kolb vs. Chiefs (W)	34-24-327-2-0	9/12/82 Ron Jaworski vs. Redskins (L) OT 38-27-371-2-0
9/20/09	Kevin Kolb vs. Saints (L)	51-31-391-2-3	10/18/81 Ron Jaworski at Vikings (L) 44-29-330-2-2
1/18/09	<u>Donovan McNabb at Cardinals (L)</u>	47-28-375-3-1	12/21/80 Ron Jaworski at Cowboys (L) 30-18-331-1-0
1/4/09	<u>Donovan McNabb at Vikings (W)</u>	34-23-300-1-1	11/9/80 Ron Jaworski at Saints (W) 32-21-323-3-0
11/16/08	Donovan McNabb at Bengals (T) OT	58-28-339-1-3	12/16/73 Roman Gabriel at Redskins (L) 39-22-302-1-1
11/2/08	Donovan McNabb at Seahawks (W)	43-28-349-2-1	12/2/73 Roman Gabriel at 49ers (L) 55-28-322-2-1
9/7/08	Donovan McNabb vs. Rams (W)	33-21-361-3-0	10/14/73 Roman Gabriel at Cardinals (W) 45-29-379-3-0
12/30/07	Donovan McNabb vs. Bills (W)	41-29-345-1-1	9/19/71 Pete Liske at Bengals (L) 40-20-301-2-3
11/25/07	A.J. Feeley at Patriots (L)	42-27-345-3-3	9/28/69 Norm Snead vs. Steelers (W) 30-22-335-5-1
10/28/07	Donovan McNabb at Vikings (W)	36-23-333-1-0	11/19/67 Norm Snead vs. Saints (W) 27-19-309-4-2
9/23/07	Donovan McNabb vs. Lions (W)	26-21-381-4-0	10/22/67 Norm Snead at Cardinals (L) 32-16-321-2-2
12/31/06	A.J. Feeley vs. Falcons (W)	33-22-321-3-0	9/17/67 Norm Snead vs. Redskins (W) 27-18-301-2-0
12/4/06	Jeff Garcia vs. Panthers (W)	39-21-312-3-0	12/5/65 Norm Snead vs. Cowboys (L) 43-20-320-0-1
10/22/06	Donovan McNabb at Buccaneers (L)	35-22-302-3-3	11/14/65 Norm Snead vs. Redskins (W) 28-21-311-0-1
10/8/06	Donovan McNabb vs. Cowboys (W)	33-18-354-2-0	11/7/65 Norm Snead at Browns (L) 36-18-362-3-2
9/17/06	Donovan McNabb vs. Giants (L) OT	45-27-350-2-0	10/17/65 King Hill at Giants (L) 41-23-321-3-4
9/10/06	Donovan McNabb at Texans (W)	35-24-314-3-1	12/13/64 Norm Snead at Cardinals (L) 31-15-301-3-2
11/6/05	Donovan McNabb at Redskins (L)	35-22-304-1-1	10/13/63 Sonny Jurgensen at Redskins (W) 29-17-315-4-2
10/2/05	Donovan McNabb at Chiefs (W)	48-33-369-3-1	9/15/63 Sonny Jurgensen vs. Steelers (T) 26-16-322-3-2
9/25/05	Donovan McNabb vs. Raiders (W)	52-30-365-2-1	12/16/62 Sonny Jurgensen at Cardinals (L) 34-15-419-5-3
9/18/05	Donovan McNabb vs. 49ers (W)	29-23-342-5-0	11/25/62 Sonny Jurgensen vs. Cowboys (W) 21-13-342-1-2
2/6/05	<u>Donovan McNabb vs. Patriots (L)</u>	51-30-357-3-3	9/23/62 Sonny Jurgensen vs. Giants (L) 57-33-396-1-3
12/5/04	Donovan McNabb vs. Packers (W)	43-32-464-5-0	12/17/61 Sonny Jurgensen at Lions (W) 42-27-403-3-2
			12/10/61 Sonny Jurgensen vs. Giants (L) 31-16-367-3-2

\* - denotes rookie

Underline - denotes playoff game



# ALL-TIME 300-YARD PASSING GAMES



Date	Player/Opponent/Result	Att-Cmp-Yd-TD-INT
11/16/58	Norm Van Brocklin vs. Cardinals(W)	29-19-318-2-1
10/1/55	Bobby Thomason vs. Redskins (L)	37-25-349-4-0
11/28/54	Adrian Burk vs. Redskins (W)	28-17-345-5-1
12/13/53	Bobby Thomason vs. Browns (W)	35-23-331-3-0
11/15/53	Bobby Thomason vs. Colts (W)	37-18-329-3-5
11/8/53	Bobby Thomason vs. Giants (W)	44-22-437-4-1
12/1/40	Davey O'Brien at Redskins (L)	60-33-316-1-0

\* - denotes rookie

Underline - denotes playoff game

## MOST 300-YARD PASSING GAMES, Career

1. Donovan McNabb	30
2. Randall Cunningham	13
3. Ron Jaworski	12
4. Michael Vick	10
Sonny Jurgensen	10

\*includes playoff games

## MOST 300-YARD PASSING GAMES, Season

1. Sam Bradford (2015)	5
Donovan McNabb (2004)	5
Sonny Jurgensen (1961)	5
4. <b>Carson Wentz (2016) - rookie</b>	4
Mark Sanchez (2014)	4
<b>Nick Foles (2014)</b>	4
Donovan McNabb (2006 and 2005)	4
Randall Cunningham (1994)	4
Ron Jaworski (1985)	4

\*regular season only

## CONSECUTIVE 300-YARD PASSING GAMES

1. Sam Bradford (2015)	3
Mark Sanchez (2014)	3
<b>Nick Foles (2014)</b>	3
Michael Vick (2011-12)	3
Donovan McNabb (2005)	3

## MOST 400-YARD PASSING GAMES, Career

1. <b>Nick Foles</b>	3
Michael Vick	3
Randall Cunningham	3
Sonny Jurgensen	3
5. Donovan McNabb	2

\*includes playoff games

## MOST 400-YARD PASSING GAMES, Season

1. <b>Nick Foles (2013)</b>	2
Randall Cunningham (1989)	2
Sonny Jurgensen (1961)	2

\*regular season only

## 100-100-300 PERFORMANCES IN SAME GAME

Date	100-yd. Rusher (yards)	100-yd. Receiver (yards)	300-yd. Passer (yards)
9/23/07 vs. Det.	Brian Westbrook (110)	Kevin Curtis (221), Brian Westbrook (111)	Donovan McNabb (381)
10/22/06 at TB	Brian Westbrook (101)	Brian Westbrook (113)	Donovan McNabb (302)
10/1/00 vs. Atl.	Brian Mitchell (105)	Torrance Small (122)	Donovan McNabb (311)
12/13/92 at Sea.	Herschel Walker (111)	Fred Barnett (161)	Randall Cunningham (365)
11/29/87 at NE	Anthony Toney (123)	Mike Quick (121)	Randall Cunningham (314)
11/7/65 at Cle.	Timmy Brown (186)	Pete Retzlaff (151)	Norm Snead (362)
11/25/62 vs. Dal.	Timmy Brown (107)	Pete Retzlaff (113), Tommy McDonald (108)	Sonny Jurgensen (342)
11/15/53 vs. Bal.	Don Johnson (100)	Pete Pihos (118), Bobby Walston (110)	Bobby Thomason (329)

# ALL-TIME 100-YARD RUSHING GAMES



Date	Player/Opponent/Result	Att-Yds-LG-TD		
<b>10/1/17</b>	<b>LeGarrette Blount at LA Chargers (W)</b>	<b>16-136-68-0</b>	11/17/02	Duce Staley vs. Cardinals (W) 31-135-13-0
12/18/16	Ryan Mathews at Ravens (L)	20-128-19-1	10/28/02	Duce Staley vs. Giants (W) 24-126-23-0
11/13/16	Ryan Mathews vs. Falcons (W)	19-109-21-2	10/28/02	Donovan McNabb vs. Giants (W) 8-107-40t-1
10/19/15	DeMarco Murray vs. Giants (W)	21-112-21-1	10/20/02	Duce Staley vs. Buccaneers (W) 24-152-57-0
9/27/15	Ryan Mathews at Jets (W)	24-108-27-0	10/6/02	Donovan McNabb at Jaguars (L) 12-100-26-1
11/27/14	LeSean McCoy at Cowboys (W)	25-159-38t-1	11/18/01	Duce Staley at Cowboys (W) 26-102-18-0
11/23/14	LeSean McCoy vs. Titans (W)	21-130-53-1	11/11/01	Duce Staley vs. Vikings (W) 17-146-44t-1
11/2/14	LeSean McCoy at Texans (W)	24-117-26-0	10/7/01	Correll Buckhalter* vs. Cardinals (L) 21-134-37-0
10/12/14	LeSean McCoy vs. Giants (W)	22-149-28-0	11/26/00	Donovan McNabb at Redskins (W) 11-125-54-1
12/29/13	LeSean McCoy at Cowboys (W)	27-131-20-0	10/1/00	Brian Mitchell vs. Falcons (W) 2-105-85t-1
12/22/13	LeSean McCoy vs. Bears (W)	18-133-19-2	9/3/00	Duce Staley at Cowboys (W) 26-201-60-1
12/22/13	Bryce Brown vs. Bears (W)	9-115-65t-1	11/14/99	Duce Staley vs. Redskins (W) 28-122-20t-1
12/8/13	LeSean McCoy vs. Lions (W)	29-217-57t-2	11/7/99	Duce Staley at Panthers (L) 17-140-29-1
11/10/13	LeSean McCoy at Packers (W)	25-155-30-0	10/17/99	Duce Staley at Bears (W) 23-101-26-0
10/13/13	LeSean McCoy at Buccaneers (W)	25-116-19-0	10/10/99	Duce Staley vs. Cowboys (W) 22-110-19-0
9/19/13	LeSean McCoy vs. Chiefs (L)	20-158-41t-1	9/12/99	Duce Staley vs. Cardinals (L) 21-111-24t-1
9/9/13	LeSean McCoy at Redskins (W)	31-184-34t-1	12/13/98	Duce Staley vs. Cardinals (L) OT 30-141-30t-1
12/2/12	Bryce Brown* at Cowboys (L)	24-169-39-2	11/8/98	Charlie Garner vs. Lions (W) 16-129-40-1
11/26/12	Bryce Brown* vs. Panthers (L) - first start	19-178-65t-2	12/21/97	Charlie Garner at Redskins (L) 18-115-26-2
11/5/12	LeSean McCoy at Saints (L)	19-119-34-0	10/5/97	Ricky Watters vs. Redskins (W) 31-104-13-2
9/30/12	LeSean McCoy vs. Giants (W)	23-123-34-0	9/15/97	Ricky Watters at Cowboys (L) 20-106-20-0
9/9/12	LeSean McCoy at Browns (W)	20-110-22-0	12/1/96	Ricky Watters vs. Giants (W) 29-104-11-0
12/18/11	LeSean McCoy vs. Jets (W)	18-102-33t-3	11/3/96	Ricky Watters at Cowboys (W) 24-116-17-1
11/20/11	LeSean McCoy at Giants (W)	23-113-60-0	10/20/96	Ricky Watters vs. Dolphins (W) 25-173-49t-1
10/30/11	LeSean McCoy vs. Cowboys (W)	30-185-34-2	10/13/96	Ricky Watters at Giants (W) 27-110-11-0
10/16/11	LeSean McCoy at Redskins (W)	28-126-21-1	9/22/96	Ricky Watters at Falcons (W) 26-121-56t-2
9/25/11	LeSean McCoy vs. Giants (L)	24-128-21-1	9/15/96	Ricky Watters vs. Lions (W) 27-153-52-1
9/11/11	LeSean McCoy at Rams (W)	15-122-49t-1	12/10/95	Ricky Watters vs. Cowboys (W) 33-112-15-1
12/19/10	Michael Vick (QB) at Giants (W)	10-130-35-1	11/26/95	Ricky Watters at Redskins (W) 25-124-25-2
12/12/10	LeSean McCoy at Cowboys (W)	16-149-56-0	10/15/95	Ricky Watters at Giants (W) 30-122-14-1
11/21/10	LeSean McCoy vs. Giants (W)	14-111-50t-1	10/8/95	Ricky Watters vs. Redskins (W) OT 25-139-24-0
11/15/10	Jerome Harrison at Redskins (W)	11-109-50t-1	10/8/95	Charlie Garner vs. Redskins (W) OT 9-120-55t-3
9/19/10	LeSean McCoy at Lions (W)	16-120-46t-3	10/9/94	Charlie Garner* vs. Redskins (W) 28-122-12-0
9/12/10	Michael Vick (QB) vs. Packers (L)	11-103-31-0	10/2/94	Charlie Garner* at 49ers (W) 16-111-28t-2
12/7/08	Brian Westbrook at Giants (W)	33-131-30t-1	1/3/93	<u>Heath Sherman at Saints (W)</u> 21-105-16-1
11/27/08	Brian Westbrook vs. Cardinals (W)	22-110-17-2	12/27/92	Herschel Walker vs. Giants (W) 16-104-38-0
10/26/08	Brian Westbrook vs. Falcons (W)	22-167-39t-2	12/13/92	Herschel Walker at Seahawks (W) OT 23-111-18-1
12/23/07	Brian Westbrook at Saints (W)	17-100-21-0	12/6/92	Randall Cunningham vs. Vikings (W) 12-121-30-2
12/9/07	Brian Westbrook vs. Giants (L)	20-116-21-0	11/22/92	Heath Sherman at Giants (W) 17-109-30t-1
11/18/07	Brian Westbrook vs. Dolphins (W)	32-148-36-0	10/25/92	Herschel Walker vs. Cardinals (W) 20-112-36-0
11/11/07	Brian Westbrook at Redskins (W)	20-100-13-1	9/13/92	Herschel Walker at Cardinals (W) 28-115-20-0
10/14/07	Brian Westbrook at Jets (W)	20-120-22-0	9/6/92	Herschel Walker vs. Saints (W) 26-112-32-0
9/30/07	Correll Buckhalter at Giants (L)	17-103-17-0	11/12/90	Heath Sherman vs. Redskins (W) 35-124-22-0
9/23/07	Brian Westbrook vs. Lions (W)	14-110-25t-2	11/4/90	Randall Cunningham vs. Patriots (W) 8-124-52t-1
1/13/07	<u>Brian Westbrook at Saints (L)</u>	13-116-62t-2	11/4/90	Heath Sherman vs. Patriots (W) 24-113-17-0
1/7/07	<u>Brian Westbrook vs. Giants (W)</u>	20-141-49-1	9/23/90	Anthony Toney at Rams (W) 24-103-20-0
12/25/06	Brian Westbrook at Cowboys (W)	26-122-16-0	12/27/87	Keith Byars vs. Bills (W) 23-102-22-0
11/26/06	Brian Westbrook at Colts (L)	20-124-21-1	11/29/87	Anthony Toney at Patriots (W) OT 24-123-36-1
11/19/06	Brian Westbrook vs. Titans (L)	22-102-27-0	12/7/86	Keith Byars* vs. Cardinals (T) OT 24-127-32-0
11/12/06	Brian Westbrook vs. Redskins (W)	22-113-21-0	11/16/86	Randall Cunningham vs. Lions (L) 14-110-20-0
10/22/06	Brian Westbrook at Buccaneers (L)	13-101-23-0	12/22/85	Earnest Jackson at Vikings (W) 25-106-59-2
9/24/06	Brian Westbrook at 49ers (W)	8-117-71t-2	11/17/85	Earnest Jackson at Cardinals (W) 34-162-51t-1
12/11/05	Ryan Moats* vs. Giants (L) OT	11-114-40t-2	10/13/85	Earnest Jackson vs. Cardinals (W) 27-103-13-0
11/27/05	Brian Westbrook vs. Packers (W)	20-120-27t-1	12/9/84	Wilbert Montgomery vs. Patriots (W) 19-100-14-1
10/3/04	Brian Westbrook at Bears (W)	22-119-29-0	12/19/82	Wilbert Montgomery vs. Oilers (W) 17-147-90t-3
9/12/04	Brian Westbrook vs. Giants (W)	17-119-50-0	12/20/81	Wilbert Montgomery vs. Cardinals (W) 13-108-41-1
1/11/04	<u>Donovan McNabb vs. Packers (W)</u>	11-107-41-0	12/6/81	Wilbert Montgomery at Redskins (L) 27-116-13-0
12/7/03	Correll Buckhalter vs. Cowboys (W)	13-115-64t-1	11/22/81	Wilbert Montgomery vs. Giants (L) 25-102-24-0
10/26/03	Correll Buckhalter vs. Jets (W)	15-100-21-2	11/15/81	Wilbert Montgomery vs. Colts (W) 22-115-13-2
12/8/02	Duce Staley at Seahawks (W)	21-100-21t-1	11/8/81	Wilbert Montgomery at Cardinals (W) 20-118-23-0

\* - denotes rookie

Underline - denotes playoff game

# ALL-TIME 100-YARD RUSHING GAMES



Date	Player/Opponent/Result	Att-Yds-LG-TD		
10/25/81	Wilbert Montgomery vs. Buccaneers (W)	22-119-12-1	11/27/49	Steve Van Buren vs. Steelers (W) 27-205-41-0
9/17/81	Wilbert Montgomery at Bills (W)	27-125-15-0	11/20/49	Steve Van Buren vs. NY Bulldogs (W) 35-174-38-2
9/13/81	Wilbert Montgomery vs. Patriots (W)	18-137-41-0	10/30/49	Steve Van Buren at Steelers (W) 17-103-31-2
1/11/81	<u>Wilbert Montgomery vs. Cowboys (W)</u>	26-194-55-1	10/23/49	Bosh Pritchard vs. Redskins (W) 11-128-77-1
9/14/80	Wilbert Montgomery at Vikings (W)	20-169-72t-2	10/3/49	Steve Van Buren at Lions (W) 33-135-12-2
12/2/79	Wilbert Montgomery vs. Lions (W)	22-108-20-1	11/21/48	Steve Van Buren vs. Redskins (W) 29-171-21-1
11/25/79	Leroy Harris at Packers (W)	9-137-80-0	11/14/48	Steve Van Buren vs. Boston Yanks (W) 16-137-28-0
11/18/79	Wilbert Montgomery vs. Cardinals (W)	26-118-52-0	11/7/48	Steve Van Buren at Giants (W) 25-143-20-2
11/12/79	Wilbert Montgomery at Cowboys (W)	25-127-37t-1	10/31/48	Steve Van Buren at Steelers (W) 22-109-21-1
11/4/79	Wilbert Montgomery vs. Browns (L)	30-197-62t-1	11/2/47	Steve Van Buren at Redskins (W) 17-138-37-2
10/14/79	Wilbert Montgomery at Cardinals (W)	25-117-13-1	10/19/47	Steve Van Buren at Steelers (L) 21-133-45-0
10/7/79	Wilbert Montgomery vs. Redskins (W)	22-127-24-3	10/5/47	Steve Van Buren vs. Giants (W) 16-105-28-0
9/23/79	Wilbert Montgomery at Giants (W)	29-126-12-0	11/24/46	Steve Van Buren vs. Redskins (L) 25-130-58-0
12/17/78	Wilbert Montgomery vs. Giants (W)	25-130-47-2	12/9/45	Steve Van Buren vs. Boston Yanks (W) 22-100-29-3
12/17/78	Mike Hogan vs. Giants (W)	22-100-18-0	12/2/45	Steve Van Buren at Giants (L) 19-100-32-2
12/3/78	Wilbert Montgomery at Vikings (L)	24-115-36-1	11/18/45	Steve Van Buren vs. Steelers (W) 19-107-24-2
10/15/78	Wilbert Montgomery vs. Redskins (W)	25-125-24-1	11/11/45	Steve Van Buren vs. Giants (W) 19-129-28-2
10/1/78	Wilbert Montgomery at Colts (W)	25-144-14-1	11/5/44	Steve Van Buren* at Tigers (W) 12-129-70-2
9/24/78	Wilbert Montgomery vs. Dolphins (W)	25-111-12-0	11/28/43	Jack Hinkle at Redskins (W) 26-117-14-1
9/17/78	Wilbert Montgomery at Saints (W)	18-104-19-0	11/21/43	Jack Hinkle vs. Lions (W) 13-132-56-1
12/18/77	Wilbert Montgomery* vs. Jets (W)	22-103-27-2	11/15/42	Bosh Pritchard* at Dodgers (W) 14-104-26-0
10/9/77	Herb Lusk at Giants (W)	17-117-70-2	9/13/36	Swede Hanson vs. Giants (W) 15-107-NA-0
12/12/76	Tom Sullivan vs. Seahawks (W)	23-121-26-2	11/11/34	Swede Hanson vs. Dodgers (L) 17-118-NA-0
12/12/76	Mike Hogan* vs. Seahawks (W)	19-104-18-0	11/6/34	Swede Hanson vs. Reds (W) 18-190-NA-2
9/27/76	Mike Hogan* vs. Redskins (L) OT	22-100-32-0	9/16/34	Swede Hanson at Packers (L) 13-116-NA-1
11/25/73	Tom Sullivan vs. Giants (W)	32-156-27-1		
10/7/73	Tom Sullivan at Bills (L)	26-155-30-0		
10/7/73	Norm Bulaich at Bills (L)	13-104-20-0		
9/23/73	Tom Sullivan at Giants (T)	18-100-14-1		
12/21/69	Cyril Pinder at 49ers (L)	25-128-29-1		
12/7/69	Tom Woodeshick vs. Redskins (L)	20-102-21-0		
11/16/69	Tom Woodeshick vs. Rams (L)	25-130-21-1		
12/8/68	Tom Woodeshick vs. Saints (W)	18-122-30-1		
9/22/68	Tom Woodeshick vs. Giants (L)	15-129-54-1		
10/29/67	Tom Woodeshick vs. Cowboys (W)	20-101-26-1		
10/8/67	Tom Woodeshick at Falcons (W)	20-129-41-1		
12/18/66	Tom Woodeshick at Redskins (W)	27-105-21-2		
12/4/66	Jack Concannon vs. Steelers (W)	15-129-29-1		
10/23/66	Timmy Brown at Giants (W)	21-100-24-0		
9/18/66	Izzy Lang vs. Falcons (W)	16-114-39-1		
11/28/65	Timmy Brown at Cardinals (W)	18-180-43-1		
11/7/65	Timmy Brown at Browns (L)	16-186-54-1		
11/22/64	Earl Gros vs. Cardinals (L)	21-103-22-0		
11/15/64	Earl Gros at Cowboys (W)	16-118-47-0		
10/18/64	Ollie Matson at Giants (W)	19-100-54-2		
10/11/64	Timmy Brown at Redskins (L)	14-101-36-2		
10/4/64	Timmy Brown vs. Steelers (W)	16-116-33-0		
10/4/64	Earl Gros vs. Steelers (W)	19-129-47-0		
11/25/62	Timmy Brown vs. Cowboys (W)	17-107-22-2		
10/23/60	Clarence Peaks at Browns (W)	13-102-57-0		
11/1/59	Bill Barnes vs. Redskins (W)	13-163-61-1		
10/25/59	Bill Barnes at Cardinals (W)	23-111-22-2		
11/29/53	Don Johnson* at Giants (L)	13-121-63-1		
11/15/53	Don Johnson* vs. Colts (W)	11-100-66-2		
12/2/51	Frank Ziegler at Redskins (W)	20-136-28-0		
11/19/50	Frank Ziegler vs. Cardinals (L)	18-113-52-0		
11/12/50	Steve Van Buren at Redskins (W)	23-108-23-1		
10/15/50	Toy Ledbetter* at Colts (W)	23-107-14-1		
10/7/50	Frank Ziegler vs. Rams (W)	17-106-38-1		
12/18/49	<u>Steve Van Buren at Rams (W)</u>	31-196-49-0		

\* - denotes rookie  
 Underline - denotes playoff game

## MOST 100-YARD RUSHING GAMES, Career

1. Wilbert Montgomery..... 26
  2. LeSean McCoy..... 23
  3. Brian Westbrook..... 20
  4. Steve Van Buren..... 19
  5. Duce Staley..... 13
- \*includes playoff games

## MOST 200-YARD RUSHING GAMES, Career

- 1t. LeSean McCoy, Duce Staley and Steve Van Buren .. 1

## MOST 100-YARD RUSHING GAMES, Season

1. Wilbert Montgomery (1981)..... 8
  2. LeSean McCoy (2013)..... 7
  - Wilbert Montgomery (1979)..... 7
  4. LeSean McCoy (2011)..... 6
  - Brian Westbrook (2007)..... 6
  - Brian Westbrook (2006)..... 6
  - Ricky Watters (1996)..... 6
  - Wilbert Montgomery (1978)..... 6
- \*regular season only

# ALL-TIME 100-YARD RECEIVING GAMES



Date	Player/Opponent/Result	Yds (Rec, TD)			
1/1/17	<b>Zach Ertz (TE) vs. Cowboys (W)</b>	<b>139 (13, 2)</b>	12/15/08	Jason Avant vs. Browns (W)	101 (5, 0)
12/11/16	<b>Zach Ertz (TE) vs. Redskins (L)</b>	<b>112 (10, 0)</b>	11/2/08	<b>Brent Celek (TE) at Seahawks (W)</b>	<b>131 (6, 0)</b>
9/25/16	<b>Darren Sproles (RB) vs. Steelers (W)</b>	<b>128 (6, 1)</b>	9/15/08	DeSean Jackson* at Cowboys (L)	110 (6, 0)
9/11/16	Jordan Matthews vs. Browns (W)	114 (7, 1)	9/7/08	Hank Baskett vs. Rams (W)	102 (2, 1)
1/3/16	<b>Zach Ertz (TE) at Giants (W)</b>	<b>152 (9, 0)</b>	9/7/08	DeSean Jackson* vs. Rams (W) - first start	106 (6, 0)
12/26/15	<b>Zach Ertz (TE) vs. Redskins (L)</b>	<b>122 (13, 0)</b>	9/7/08	Greg Lewis vs. Rams (W)	104 (5, 0)
12/26/15	Jordan Matthews vs. Redskins (L)	104 (6, 1)	12/2/07	Kevin Curtis vs. Seahawks (L)	111 (6, 1)
12/20/15	Jordan Matthews vs. Cardinals (L)	159 (8, 1)	10/28/07	Reggie Brown at Vikings (W)	105 (8, 0)
11/15/15	<b>Brent Celek (TE) vs. Dolphins (L)</b>	<b>134 (4, 0)</b>	10/14/07	Kevin Curtis at Jets (W)	121 (5, 1)
11/8/15	Jordan Matthews at Cowboys (W)	133 (9, 1)	9/23/07	Kevin Curtis vs. Lions (W)	221 (11, 3)
9/14/15	Jordan Matthews at Falcons (L)	102 (10, 0)	9/23/07	Brian Westbrook (RB) vs. Lions (W)	111 (5, 1)
12/28/14	Jordan Matthews* at Giants (W)	105 (8, 1)		Westbrook also 14-110-2TDs rushing	
12/20/14	<b>Zach Ertz (TE) at Redskins (L)</b>	<b>115 (15, 0)</b>	1/13/07	<b>Donté Stallworth at Saints (L)</b>	100 (3, 1)
11/27/14	Jeremy Maclin at Cowboys (W)	108 (8, 0)	12/31/06	Hank Baskett* vs. Falcons (W)	177 (7, 1)
11/16/14	Jordan Matthews* at Packers (L)	107 (5, 1)	12/4/06	Donté Stallworth vs. Panthers (W)	111 (4, 1)
11/10/14	Jordan Matthews* vs. Panthers (W)	138 (7, 2)	11/12/06	Donté Stallworth vs. Redskins (W)	139 (6, 1)
11/10/14	<b>Brent Celek (TE) vs. Panthers (W)</b>	<b>116 (5, 0)</b>	10/22/06	Brian Westbrook (RB) at Bucs (L)	113 (7, 1)
11/2/14	Jeremy Maclin at Texans (W)	158 (6, 2)		Westbrook also 13-101-0TDs rushing	
10/26/14	Jeremy Maclin at Cardinals (L)	187 (12, 2)	10/15/06	Reggie Brown at Saints (W)	121 (6, 1)
9/21/14	Jeremy Maclin vs. Redskins (W)	154 (8, 1)	10/8/06	Hank Baskett* vs. Cowboys (W)	112 (3, 1)
9/15/14	<b>Darren Sproles (RB) at Colts (W)</b>	<b>152 (7, 0)</b>	9/24/06	Reggie Brown at 49ers (W)	106 (5, 0)
12/15/13	DeSean Jackson at Vikings (L)	195 (10, 1)	9/17/06	L.J. Smith (TE) vs. Giants (L) OT	111 (7, 0)
11/10/13	Riley Cooper at Packers (W)	102 (3, 2)	9/10/06	Donté Stallworth at Texans (W)	141 (6, 1)
11/3/13	DeSean Jackson at Raiders (W)	150 (5, 1)	10/30/05	Terrell Owens at Broncos (L)	154 (3, 1)
11/3/13	Riley Cooper at Raiders (W)	139 (5, 3)	10/2/05	Terrell Owens at Chiefs (W)	171 (11, 1)
10/13/13	Riley Cooper at Buccaneers (W)	120 (4, 1)	9/25/05	Brian Westbrook (RB) vs. Raiders (W)	140 (6, 1)
10/6/13	DeSean Jackson at Giants (W)	132 (7, 1)	9/18/05	L.J. Smith (TE) vs. 49ers (W)	119 (9, 1)
9/15/13	DeSean Jackson vs. Chargers (L)	193 (9, 1)	9/18/05	Terrell Owens vs. 49ers (W)	143 (5, 2)
9/15/13	LeSean McCoy (RB) vs. Chargers (L)	114 (5, 0)	9/12/05	Terrell Owens at Falcons (L)	112 (7, 0)
9/9/13	DeSean Jackson at Redskins (W)	104 (7, 1)	2/6/05	<u>Terrell Owens vs. Patriots (L)</u>	122 (9, 0)
12/23/12	Jeremy Maclin vs. Redskins (L)	116 (8, 1)	12/5/04	Terrell Owens vs. Packers (W)	161 (8, 1)
12/9/12	Jason Avant at Buccaneers (W)	133 (7, 0)	12/5/04	Brian Westbrook (RB) vs. Packers (W)	156 (11, 3)
12/9/12	Jeremy Maclin at Buccaneers (W)	104 (9, 1)	11/21/04	Todd Pinkston vs. Redskins (W)	106 (5, 0)
11/5/12	DeSean Jackson at Saints (L)	100 (3, 1)	11/15/04	Terrell Owens at Cowboys (W)	134 (6, 3)
10/14/12	Jeremy Maclin vs. Lions (L)	130 (6, 1)	10/31/04	Terrell Owens vs. Ravens (W)	101 (8, 1)
9/16/12	<b>Brent Celek (TE) vs. Ravens (W)</b>	<b>157 (8, 0)</b>	10/24/04	Terrell Owens at Browns (W) OT	109 (4, 2)
9/16/12	DeSean Jackson vs. Ravens (W)	114 (7, 0)	10/24/04	Todd Pinkston at Browns (W) OT	100 (6, 0)
1/1/12	Jeremy Maclin vs. Redskins (W)	105 (8, 0)	10/17/04	Terrell Owens vs. Panthers (W)	123 (4, 0)
12/18/11	<b>Brent Celek (TE) vs. Jets (W)</b>	<b>156 (5, 1)</b>	10/3/04	Terrell Owens at Bears (W)	110 (8, 1)
11/27/11	Jason Avant vs. Patriots (L)	110 (8, 1)	9/26/04	Terrell Owens at Lions (W)	107 (6, 1)
10/16/11	Jeremy Maclin at Redskins (W)	101 (5, 0)	12/21/03	Todd Pinkston vs. 49ers (L) OT	121 (5, 1)
10/9/11	Jason Avant at Bills (L)	139 (9, 0)	9/22/02	Antonio Freeman vs. Cowboys (W)	118 (6, 1)
10/2/11	DeSean Jackson vs. 49ers (L)	171 (6, 0)	9/16/02	James Thrash at Redskins (W)	107 (6, 1)
9/18/11	Jeremy Maclin at Falcons (L)	171 (13, 2)	12/30/01	James Thrash vs. Giants (W)	143 (7, 1)
9/11/11	DeSean Jackson at Rams (W)	102 (6, 1)	12/22/01	Duce Staley (RB) at 49ers (L)	103 (9, 0)
12/12/10	DeSean Jackson at Cowboys (W)	210 (4, 1)	9/23/01	James Thrash at Seahawks (W)	165 (10, 2)
11/21/10	Jeremy Maclin vs. Giants (W)	120 (9, 0)	12/10/00	Chad Lewis (TE) at Browns (W)	100 (5, 0)
11/7/10	DeSean Jackson vs. Colts (W)	109 (7, 1)	10/1/00	Torrance Small vs. Falcons (W)	122 (4, 1)
10/17/10	Jeremy Maclin vs. Falcons (W)	159 (7, 2)	10/31/99	Torrance Small vs. Giants (L) OT	119 (4, 1)
10/3/10	LeSean McCoy (RB) vs. Redskins (L)	110 (12, 0)	11/30/97	Irving Fryar vs. Bengals (W)	122 (7, 0)
9/26/10	DeSean Jackson at Jaguars (W)	153 (5, 1)	11/23/97	Irving Fryar vs. Steelers (W)	116 (7, 1)
9/19/10	DeSean Jackson at Lions (W)	135 (4, 1)	11/10/97	Irving Fryar vs. 49ers (L)	138 (9, 0)
1/9/10	<u>Jeremy Maclin* at Cowboys (L)</u>	146 (7, 1)	10/12/97	Irving Fryar at Jaguars (L)	124 (10, 3)
12/27/09	<b>Brent Celek (TE) vs. Broncos (W)</b>	<b>121 (4, 1)</b>	9/28/97	Irving Fryar at Vikings (L)	120 (9, 1)
12/20/09	DeSean Jackson vs. 49ers (W)	140 (6, 1)	9/7/97	Irving Fryar vs. Packers (W)	125 (8, 0)
12/13/09	DeSean Jackson at Giants (W)	178 (6, 1)	8/31/97	Michael Timpson at Giants (L)	125 (9, 0)
11/22/09	DeSean Jackson at Bears (W)	107 (8, 1)	11/24/96	Irving Fryar at Cardinals (L)	131 (7, 0)
11/15/09	Jason Avant at Chargers (L)	156 (8, 0)	11/17/96	Chris T. Jones vs. Redskins (L)	103 (7, 1)
10/11/09	Jeremy Maclin* vs. Buccaneers (W)	142 (6, 2)	11/3/96	Irving Fryar at Cowboys (W)	120 (9, 1)
9/27/09	DeSean Jackson vs. Chiefs (W)	149 (6, 1)	10/27/96	Irving Fryar vs. Panthers (W)	143 (7, 0)
9/27/09	<b>Brent Celek (TE) vs. Chiefs (W)</b>	<b>104 (8, 1)</b>	10/20/96	Irving Fryar vs. Dolphins (W)	116 (8, 4)
9/20/09	<b>Brent Celek (TE) vs. Saints (L)</b>	<b>104 (8, 0)</b>	9/15/96	Chris T. Jones vs. Lions (W)	121 (9, 1)
9/20/09	DeSean Jackson vs. Saints (L)	101 (4, 1)			
1/18/09	<u>Kevin Curtis at Cardinals (L)</u>	122 (4, 0)			

\* - denotes rookie

Underline - denotes playoff game



# ALL-TIME 100-YARD RECEIVING GAMES



Date	Player/Opponent/Result	Yds (Rec, TD)			
12/30/95	<u>Fred Barnett vs. Lions (W)</u>	109 (8, 1)	11/27/83	Mike Quick at Redskins (L)	104 (5, 2)
12/17/95	Calvin Williams vs. Cardinals (W)	105 (7, 1)	11/6/83	Mike Quick vs. Cowboys (L)	120 (7, 1)
11/12/95	Fred Barnett vs. Broncos (W)	105 (7, 0)	10/2/83	Mike Quick at Falcons (W)	122 (4, 1)
12/24/94	Calvin Williams at Bengals (L)	122 (6, 0)	9/25/83	Mike Quick vs. Cardinals (L)	133 (6, 0)
11/6/94	Fred Barnett vs. Cardinals (W)	173 (11, 2)	9/18/83	Mike Quick at Broncos (W)	152 (6, 1)
10/24/94	Fred Barnett vs. Oilers (W)	187 (5, 1)	9/11/83	Mike Quick vs. Redskins (L)	106 (4, 1)
10/2/94	Calvin Williams at 49ers (W)	122 (9, 0)	9/11/83	Harold Carmichael vs. Redskins (L)	108 (9, 0)
9/12/94	Fred Barnett vs. Bears (W)	102 (8, 0)	11/28/82	Harold Carmichael at Redskins (L)	109 (6, 1)
1/3/94	James Joseph (RB) at 49ers (W) OT	109 (6, 0)	9/19/82	Harold Carmichael at Browns (W)	100 (6, 0)
12/19/93	Calvin Williams at Colts (W)	105 (6, 1)	11/8/81	Harold Carmichael at Cardinals (W)	103 (5, 2)
12/12/93	Herschel Walker (RB) vs. Bills (L)	109 (11, 0)	11/1/81	Harold Carmichael vs. Cowboys (L)	151 (5, 1)
11/28/93	Herschel Walker (RB) at Redskins (W)	103 (10, 0)	10/18/81	Harold Carmichael at Vikings (L)	109 (8, 1)
9/19/93	Calvin Williams vs. Redskins (W)	181 (8, 3)	10/18/81	Wilbert Montgomery (RB) at Vikings (L)	143 (10, 1)
1/3/93	<u>Fred Barnett at Saints (W)</u>	102 (4, 2)	12/14/80	Charles Smith vs. Cardinals (W)	134 (7, 0)
12/13/92	Fred Barnett at Seahawks (W) OT	161 (9, 0)	11/9/80	Charles Smith at Saints (W)	137 (9, 0)
9/20/92	Fred Barnett vs. Broncos (W)	102 (5, 1)	11/2/80	Charles Smith at Seahawks (W)	109 (5, 1)
9/20/92	Calvin Williams vs. Broncos (W)	108 (5, 2)	9/28/80	Harold Carmichael at Cardinals (L)	108 (5, 0)
9/13/92	Fred Barnett at Cardinals (W)	193 (8, 2)	9/7/80	Harold Carmichael vs. Broncos (W)	135 (3, 1)
11/17/91	Fred Barnett vs. Bengals (W)	108 (6, 0)	12/23/79	<u>Harold Carmichael vs. Bears (W)</u>	111 (6, 2)
11/10/91	Fred Barnett at Browns (W)	146 (8, 1)	9/10/79	Harold Carmichael vs. Falcons (L)	127 (9, 0)
9/22/91	Roy Green vs. Steelers (W)	114 (6, 0)	12/24/78	<u>Charlie Smith at Falcons (L)</u>	108 (7, 0)
9/15/91	Fred Barnett at Cowboys (W)	111 (7, 1)	12/3/78	Harold Carmichael at Vikings (L)	115 (4, 2)
9/1/91	Keith Byars (RB) at Packers (W)	111 (8, 1)	11/19/78	Harold Carmichael at Giants (W)	105 (5, 0)
1/5/91	<u>Keith Jackson (TE) vs. Redskins (L)</u>	116 (5, 0)	10/29/78	Harold Carmichael vs. Cardinals (L)	126 (7, 1)
12/16/90	Fred Barnett* vs. Packers (W)	108 (5, 0)	10/22/78	Keith Krepfle (TE) at Cowboys (L)	100 (4, 1)
12/2/90	Fred Barnett* at Bills (L)	112 (2, 1)	10/30/77	Harold Carmichael at Redskins (L)	116 (4, 1)
11/25/90	Keith Byars (RB) vs. Giants (W)	128 (8, 0)	11/9/75	Charles Smith vs. Cardinals (L)	102 (7, 0)
10/15/90	Fred Barnett* vs. Vikings (W)	114 (4, 1)	12/8/74	Charle Young (TE) at Giants (W)	103 (9, 1)
9/30/90	Keith Byars (RB) vs. Colts (L)	133 (12, 0)	11/17/74	Charle Young (TE) vs. Cardinals (L)	101 (7, 0)
12/18/89	Keith Byars (RB) at Saints (L)	109 (6, 0)	12/16/73	Harold Carmichael at Redskins (L)	111 (4, 0)
10/2/89	Cris Carter at Bears (L)	113 (8, 0)	12/16/73	Charle Young* (TE) at Redskins (L)	104 (5, 1)
9/17/89	Keith Byars (RB) at Redskins (W)	130 (8, 0)	12/9/73	Harold Carmichael vs. Jets (W)	146 (5, 1)
9/17/89	Keith Jackson (TE) at Redskins (W)	126 (12, 3)	12/2/73	Charle Young* (TE) at 49ers (L)	112 (6, 1)
9/10/89	Mike Quick vs. Seahawks (W)	140 (6, 1)	11/18/73	Charle Young* (TE) at Cowboys (L)	113 (4, 1)
12/31/88	<u>Keith Byars (RB) at Bears (L)</u>	103 (9, 0)	11/11/73	Harold Carmichael vs. Falcons (L)	105 (6, 1)
12/31/88	<u>Keith Jackson* (TE) at Bears (L)</u>	142 (7, 0)	11/4/73	Charle Young* (TE) vs. Patriots (W)	108 (8, 2)
10/10/88	Cris Carter vs. Giants (W)	162 (5, 1)	10/14/73	Harold Carmichael at Cardinals (W)	187 (12, 2)
9/18/88	Mike Quick at Redskins (L)	105 (4, 1)	9/30/73	Norm Bulaich vs. Redskins (L)	109 (6, 1)
12/20/87	Mike Quick at Jets (W)	148 (6, 2)	9/23/73	Harold Carmichael at Giants (T)	103 (5, 1)
11/29/87	Mike Quick at Patriots (W) OT	121 (5, 2)	12/17/72	Harold Carmichael at Cardinals (L)	100 (5, 1)
10/18/87	Otis Grant at Packers (L) OT	135 (7, 0)	11/26/72	Harold Jackson at Giants (L)	152 (5, 1)
10/11/87	Kevin Bowman at Cowboys (L)	123 (5, 1)	10/2/72	Harold Jackson vs. Giants (L)	138 (9, 0)
12/7/86	Mike Quick vs. Cardinals (T) OT	127 (5, 0)	9/24/72	Harold Jackson vs. Browns (L)	131 (7, 1)
11/30/86	Mike Quick at Raiders (W) OT	145 (8, 3)	9/17/72	Harold Jackson at Cowboys (L)	161 (9, 0)
9/21/86	Kenny Jackson vs. Broncos (L)	127 (5, 1)	12/19/71	Harold Jackson at Giants (W)	145 (7, 1)
12/1/85	Mike Quick vs. Vikings (L)	127 (8, 1)	12/12/71	Harold Jackson vs. Cardinals (W)	109 (4, 1)
11/10/85	Mike Quick vs. Falcons (W)	145 (3, 1)	11/28/71	Ben Hawkins vs. Redskins (L)	126 (7, 0)
11/3/85	Mike Quick at 49ers (L)	146 (6, 1)	11/21/71	Harold Jackson at Cardinals (W)	117 (8, 1)
10/27/85	Mike Quick vs. Bills (W)	117 (8, 1)	9/19/71	Ben Hawkins at Bengals (L)	118 (7, 2)
10/20/85	Kenny Jackson vs. Cowboys (W)	134 (6, 1)	11/1/70	Ben Hawkins at Cowboys (L)	105 (2, 1)
10/13/85	Herman Hunter* (RB) vs. Cardinals (W)	120 (6, 1)	10/11/70	Harold Jackson at Giants (L)	194 (7, 2)
10/6/85	John Spagnola (TE) at Saints (L)	124 (12, 2)	12/7/69	Ben Hawkins vs. Redskins (L)	112 (4, 0)
12/16/84	Mike Quick at Falcons (L)	135 (7, 1)	11/30/69	Gary Ballman at Saints (L)	119 (4, 1)
12/2/84	John Spagnola (TE) vs. Cowboys (L)	114 (11, 0)	11/23/69	Harold Jackson at Cardinals (W)	127 (8, 0)
11/25/84	Mike Quick at Cardinals (L)	107 (8, 1)	11/9/69	Harold Jackson at Redskins (T)	112 (8, 0)
11/4/84	Mike Quick at Lions (T) OT	110 (5, 1)			
10/28/84	Mike Quick vs. Cardinals (L)	170 (6, 1)			
9/2/84	Mike Quick at Giants (L)	147 (8, 1)			
12/18/83	Harold Carmichael at Cardinals (L)	102 (5, 0)			
11/27/83	Melvin Hoover at Redskins (L)	128 (4, 0)			

\* - denotes rookie

Underline - denotes playoff game

# ALL-TIME 100-YARD RECEIVING GAMES



Date	Player/Opponent/Result	Yds (Rec, TD)		
10/26/69	Harold Jackson vs. Saints (W)	105 (6, 0)	11/20/60	Bobby Walston at Giants (W) 119 (6, 0)
10/19/69	Harold Jackson at Cowboys (L)	107 (3, 1)	11/6/60	Tommy McDonald vs. Steelers (W) 141 (8, 3)
10/13/69	Harold Jackson at Colts (L)	138 (8, 1)	10/9/60	Pete Retzlaff vs. Cardinals (W) 132 (7, 2)
10/5/69	Gary Ballman vs. Cowboys (L)	108 (5, 0)	12/6/59	Tommy McDonald at Redskins (W) 153 (9, 3)
9/28/69	Ben Hawkins vs. Steelers (W)	145 (7, 4)	11/15/59	Pete Retzlaff vs. Cardinals (W) 137 (5, 1)
11/10/68	Fred Hill (TE) vs. Redskins (L)	114 (9, 0)	10/25/59	Tommy McDonald at Cardinals (W) 122 (3, 2)
10/27/68	Ben Hawkins at Steelers (L)	108 (7, 0)	10/4/59	Tommy McDonald vs. Giants (W) 133 (6, 3)
10/6/68	Ben Hawkins at Redskins (L)	105 (6, 1)	12/14/58	Tommy McDonald at Redskins (L) 148 (4, 0)
9/29/68	Ben Hawkins vs. Cowboys (L)	103 (6, 0)	11/16/58	Bill Barnes (RB) vs. Cardinals (W) 109 (7, 0)
12/3/67	Ben Hawkins at Redskins (T)	151 (5, 2)	10/26/58	Pete Retzlaff at Packers (L) 121 (6, 0)
10/22/67	Ben Hawkins at Cardinals (L)	197 (6, 1)	10/14/58	Bobby Walston at Steelers (W) 108 (4, 1)
10/15/67	Ben Hawkins vs. 49ers (L)	150 (6, 1)	9/30/56	Bobby Walston at Rams (L) 115 (5, 0)
10/1/67	Ben Hawkins vs. Steelers (W)	187 (8, 2)	12/11/55	Pete Pihos at Bears (L) 114 (11, 0)
9/17/67	Gary Ballman vs. Redskins (W)	105 (4, 2)	12/4/55	Pete Pihos vs. Cardinals (W) 127 (10, 1)
9/17/67	Ben Hawkins vs. Redskins (W)	100 (5, 0)	11/27/55	Pete Pihos vs. Rams (L) 103 (6, 1)
9/25/66	Pete Retzlaff (TE) vs. Giants (W)	120 (5, 1)	11/13/55	Bill Stribling vs. Browns (W) 123 (6, 2)
12/5/65	Ray Poage vs. Cowboys (L)	142 (5, 1)	11/6/55	Pete Pihos at Redskins (L) 119 (8, 1)
12/5/65	Pete Retzlaff (TE) vs. Cowboys (L)	118 (6, 0)	12/12/54	Pete Pihos vs. Giants (W) 119 (8, 1)
11/28/65	Pete Retzlaff (TE) at Cardinals (W)	148 (9, 3)	11/28/54	Jerry Williams (RB) vs. Redskins (W) 163 (6, 1)
11/14/65	Pete Retzlaff (TE) vs. Redskins (W)	204 (7, 0)	11/7/54	Dom Moselle (RB) vs. Cardinals (W) 100 (7, 1)
11/7/65	Pete Retzlaff (TE) at Browns (L)	151 (7, 3)	10/23/54	Pete Pihos at Steelers (L) 111 (7, 1)
10/17/65	Pete Retzlaff (TE) at Giants (L)	133 (6, 1)	10/17/54	Pete Pihos at Redskins (W) 132 (9, 3)
9/26/65	Timmy Brown (RB) vs. Giants (L)	106 (8, 0)	10/3/54	Jerry Williams (RB) at Cardinals (W) 166 (5, 1)
9/19/65	Timmy Brown (RB) vs. Cardinals (W)	129 (7, 1)	10/3/54	Bobby Walston at Cardinals (W) 110 (5, 3)
12/13/64	Pete Retzlaff (TE) at Cardinals (L)	106 (6, 1)	11/21/53	Pete Pihos vs. Cardinals (W) 113 (7, 0)
11/29/64	Pete Retzlaff (TE) at Browns (L)	100 (5, 1)	11/15/53	Pete Pihos vs. Colts (W) 118 (7, 1)
11/8/64	Pete Retzlaff (TE) at Rams (L)	105 (6, 0)	11/15/53	Bobby Walston vs. Colts (W) 110 (7, 0)
10/25/64	Bill Mack at Steelers (W)	104 (3, 1)	11/8/53	Bobby Walston vs. Giants (W) 176 (8, 2)
10/4/64	Timmy Brown (RB) vs. Steelers (W)	110 (2, 2)	11/8/53	Pete Pihos vs. Giants (W) 145 (7, 2)
	Brown also 16-116-OTDs rushing		10/25/53	Pete Pihos at Cardinals (W) 156 (8, 1)
9/20/64	Pete Retzlaff (TE) vs. 49ers (L)	121 (8, 1)	10/10/53	Bobby Walston at Browns (L) 110 (4, 0)
9/13/64	Pete Retzlaff (TE) vs. Giants (W)	139 (6, 1)	12/7/52	Bud Grant vs. Dallas Texans (W) 203 (11, 2)
10/13/63	Tommy McDonald at Redskins (W)	139 (8, 2)	11/30/52	Bud Grant at Cardinals (L) 186 (8, 1)
10/6/63	Pete Retzlaff (TE) vs. Cowboys (W)	107 (4, 0)	11/23/52	Bobby Walston at Browns (W) 121 (4, 1)
9/15/63	Tommy McDonald vs. Steelers (T)	179 (7, 2)	10/12/52	Bud Grant vs. Steelers (W) 111 (5, 1)
12/16/62	Tommy McDonald at Cardinals (L)	162 (4, 3)	9/28/52	Bud Grant at Steelers (W) 135 (4, 1)
12/16/62	Timmy Brown (RB) at Cardinals (L)	199 (5, 2)	10/21/51	Bobby Walston* at Giants (L) 118 (6, 2)
12/9/62	Pete Retzlaff (TE) vs. Steelers (L)	122 (7, 2)	10/22/50	Jack Ferrante at Steelers (W) 118 (5, 0)
12/2/62	Pete Retzlaff (TE) at Redskins (W)	135 (8, 1)	10/15/50	Jack Ferrante at Colts (W) 103 (6, 0)
11/25/62	Tommy McDonald vs. Cowboys (W)	108 (3, 1)	10/7/50	Jack Ferrante vs. Rams (W) 101 (4, 2)
11/25/62	Pete Retzlaff (TE) vs. Cowboys (W)	113 (4, 0)	11/13/49	Clyde Scott* (RB) at Redskins (W) 127 (4, 1)
10/28/62	Timmy Brown (RB) at Vikings (L)	174 (5, 1)	12/12/48	Jack Ferrante vs. Lions (W) 184 (7, 3)
10/21/62	Howard Cassady vs. Redskins (L)	133 (8, 2)	11/28/48	Pete Pihos vs. Steelers (W) 112 (7, 1)
10/14/62	Tommy McDonald at Cowboys (L)	131 (7, 0)	11/7/48	Pete Pihos at Giants (W) 128 (5, 2)
9/30/62	Tommy McDonald vs. Browns (W)	140 (6, 1)	12/14/47	Pete Pihos* vs. Packers (W) 108 (4, 1)
9/23/62	Timmy Brown (RB) vs. Giants (L)	160 (9, 1)	11/11/45	Jack Ferrante vs. Giants (W) 135 (5, 2)
9/16/62	Pete Retzlaff (TE) vs. Cardinals (L)	126 (4, 0)	10/28/45	Jack Ferrante vs. Browns (W) 101 (5, 1)
12/17/61	Pete Retzlaff at Lions (W)	105 (9, 1)		
12/10/61	Tommy McDonald vs. Giants (L)	237 (7, 2)		
11/26/61	Tommy McDonald vs. Cowboys (W)	131 (5, 3)		
11/5/61	Tommy McDonald vs. Bears (W)	109 (6, 1)		
10/29/61	Tommy McDonald at Redskins (W)	141 (7, 1)		
10/29/61	Pete Retzlaff at Redskins (W)	125 (7, 2)		
10/1/61	Tommy McDonald vs. Cardinals (L)	187 (11, 0)		
10/1/61	Bobby Walston vs. Cardinals (L)	127 (2, 0)		
12/18/60	Tommy McDonald at Redskins (W)	116 (2, 2)		
12/18/60	Timmy Brown (RB) at Redskins (W)	128 (5, 1)		
12/18/60	Pete Retzlaff at Redskins (W)	110 (5, 1)		
12/11/60	Timmy Brown (RB) at Steelers (L)	112 (3, 1)		
12/4/60	Pete Retzlaff at Cardinals (W)	123 (5, 1)		

\* - denotes rookie

Underline - denotes playoff game

# ALL-TIME 100-YARD RECEIVING GAMES



<u>Date</u>	<u>Player/Opponent/Result</u>	<u>Yds (Rec, TD)</u>
12/5/43	Tony Bova vs. Packers (L)	106 (3, 2)
11/1/42	Fred Meyer* at Redskins (L)	119 (4, 0)
12/1/40	Don Looney* at Redskins (L)	180 (14, 0)
10/26/40	Lester McDonald vs. Brook. Dodg. (L)	102 (6, 0)
9/22/40	Don Looney* at Rams (L)	129 (8, 2)
9/15/40	Don Looney* at Packers (L)	115 (8, 1)
11/19/39	Herschel Ramsey at Bears (L)	131 (8, 1)
9/11/38	Joe Carter vs. Redskins (L)	116 (6, 2)
11/14/37	Joe Carter at Packers (L)	139 (6, 1)

\* - denotes rookie

Underline - denotes playoff game

## **MOST 100-YARD RECEIVING GAMES, Career**

1.	Pete Retzlaff	23
2.	Harold Carmichael	21
	Mike Quick	21
4.	DeSean Jackson	20
5.	Tommy McDonald	17
6.	Fred Barnett	15
7.	Jeremy Maclin	14
	Pete Pihos	14
9.	Ben Hawkins	13
	Harold Jackson	13

\*includes playoff games

## **MOST 150-YARD RECEIVING GAMES, Career**

1.	DeSean Jackson	7
2.	Jeremy Maclin	5
	Tommy McDonald	5
4.	Ben Hawkins	4
	Fred Barnett	4

## **MOST 200-YARD RECEIVING GAMES, Career**

1.	DeSean Jackson	1
	Kevin Curtis	1
	Pete Retzlaff	1
	Tommy McDonald	1
	Bud Grant	1

## **MOST 100-YARD RECEIVING GAMES, Season**

1.	Terrell Owens (2004)	7
2.	Irving Fryar (1997)	6
	Mike Quick (1983)	6
4.	(nine times) last by DeSean Jackson (2013)	5

\*regular season only

## **CONSECUTIVE 100-YD RECEIVING GAMES**

<u>PLAYER (YEAR)</u>	<u>GAMES</u>
1. Terrell Owens (2004)	5
Harold Jackson (last 2 in 1971, first 3 in 1972)	5
3. Mike Quick (1983)	4
4. (seven times) last by Irving Fryar (1996)	3

# ALL-TIME MULTI-SACK GAMES



Date	Player/Opponent/Result	Sacks		
9/10/17	Brandon Graham at Redskins (W)	2.0	12/31/06	Juqua Parker vs. Falcons (W) 2.0
12/11/16	Fletcher Cox vs. Redskins (L)	1.5	11/19/06	Trent Cole vs. Titans (L) 1.5
9/25/16	Fletcher Cox vs. Steelers (W)	2.0	10/8/06	Darwin Walker vs. Cowboys (W) 3.0
12/26/15	Fletcher Cox vs. Redskins (L)	2.0	10/8/06	Darren Howard vs. Cowboys (W) 2.0
12/6/15	Brandon Graham at Patriots (W)	2.0	9/17/06	Jevon Kearse vs. Giants (L) 2.5
12/6/15	Connor Barwin at Patriots (W)	2.0	9/17/06	Trent Cole vs. Giants (L) 2.0
11/26/15	Vinny Curry at Lions (L)	2.0	9/17/06	Mike Patterson vs. Giants (L) 1.5
11/8/15	Brandon Graham at Cowboys (W)	2.0	9/10/06	Trent Cole at Texans (W) 2.0
10/11/15	Fletcher Cox vs. Saints (W)	3.0	11/20/05	Jevon Kearse at Giants (L) 2.5
11/23/14	Connor Barwin vs. Titans (W)	2.0	11/20/05	Trent Cole* at Giants (L) 2.0
11/23/14	Trent Cole vs. Titans (W)	2.0	11/14/05	Trent Cole* vs. Cowboys (L) 2.0
11/10/14	Brandon Graham vs. Panthers (W)	1.5	9/12/05	Brian Dawkins at Falcons (L) 1.5
11/10/14	Connor Barwin vs. Panthers (W)	3.5	9/12/05	Darwin Walker at Falcons (L) 1.5
10/12/14	Vinny Curry vs. Giants (W)	2.0	1/23/05	<u>Derrick Burgess vs. Falcons (W)</u> 2.0
10/12/14	Connor Barwin vs. Giants (W)	3.0	12/5/04	Corey Simon vs. Packers (W) 2.0
10/5/14	Connor Barwin vs. Rams (W)	2.0	12/5/04	Darwin Walker vs. Packers (W) 2.0
12/22/13	Trent Cole vs. Bears (W)	3.0	11/28/04	Corey Simon at Giants (W) 2.0
12/22/13	Mychal Kendricks vs. Bears (W)	2.0	11/7/04	Sam Rayburn at Steelers (L) 2.0
12/1/13	Brandon Graham vs. Cardinals (W)	2.0	10/31/04	Jevon Kearse vs. Ravens (W) 2.0
12/1/13	Trent Cole vs. Cardinals (W)	2.0	9/26/04	Jevon Kearse at Lions (W) 3.0
11/17/13	Trent Cole vs. Redskins (W)	2.0	11/16/03	Darwin Walker vs. Giants (W) 1.5
12/13/12	Brandon Graham vs. Bengals (L)	2.5	12/21/02	N.D. Kalu at Cowboys (W) 2.0
12/13/12	Fletcher Cox* vs. Bengals (L)	1.5	12/8/02	Brandon Whiting at Seahawks (W) 2.0
12/2/12	Brandon Graham at Cowboys (L)	1.5	12/1/02	N.D. Kalu vs. Rams (W) 3.0
9/23/12	Jason Babin at Cardinals (L)	1.5	12/1/02	Hugh Douglas vs. Rams (W) 2.0
12/18/11	Jason Babin vs. Jets (W)	3.0	11/3/02	Hugh Douglas at Bears (W) 2.0
12/11/11	Jason Babin at Dolphins (W)	3.0	10/20/02	Carlos Emmons vs. Buccaneers (W) 2.0
12/11/11	Trent Cole at Dolphins (W)	3.0	12/9/01	Derrick Burgess at Chargers (W) 2.0
12/1/11	Jason Babin at Seahawks (L)	2.0	11/29/01	Corey Simon at Chiefs (W) 2.0
10/30/11	Jason Babin vs. Cowboys (W)	2.0	11/25/01	Corey Simon vs. Redskins (L) 2.0
10/2/11	Jason Babin vs. 49ers (L)	3.0	11/18/01	Troy Vincent at Cowboys (W) 1.5
9/18/11	Cullen Jenkins at Falcons (L)	2.0	11/11/01	Hugh Douglas vs. Vikings (W) 2.5
9/11/11	Jason Babin at Rams (W)	2.0	11/4/01	Hugh Douglas vs. Cardinals (W) 2.0
11/28/10	Trent Cole at Bears (L)	2.0	9/23/01	Brandon Whiting at Seahawks (W) 2.0
10/17/10	Trent Cole vs. Falcons (W)	2.0	12/31/00	<u>Hugh Douglas vs. Buccaneers (W)</u> 2.0
9/26/10	Trent Cole at Jaguars (W)	2.0	11/19/00	Brian Dawkins vs. Cardinals (W) 2.0
9/26/10	Trevor Laws at Jaguars (W)	2.0	11/19/00	Jeremiah Trotter vs. Cardinals (W) 2.0
9/12/10	Juqua Parker vs. Packers (L)	2.0	11/19/00	Corey Simon vs. Cardinals (W) 1.5
12/20/09	Trent Cole vs. 49ers (W)	2.0	11/5/00	Brandon Whiting vs. Cowboys (W) 1.5
12/13/09	Darren Howard at Giants (W)	2.0	10/22/00	Hugh Douglas vs. Bears (W) 1.5
10/26/09	Trent Cole at Redskins (W)	2.0	10/8/00	Hugh Douglas vs. Redskins (L) 2.0
9/13/09	Darren Howard at Panthers (W)	2.0	9/24/00	Corey Simon at Saints (W) 2.0
12/28/08	Chris Clemons vs. Cowboys (W)	2.0	9/17/00	Hugh Douglas at Packers (L) 2.5
11/16/08	Trent Cole at Bengals (T)	2.0	9/3/00	Hugh Douglas at Cowboys (W) 2.0
11/16/08	Darren Howard at Bengals (T)	2.0	1/2/00	Tyrone Williams vs. Rams (W) 2.0
11/2/08	Darren Howard at Seahawks (W)	1.5	12/19/99	Mike Mamula vs. Patriots (W) 3.0
9/21/08	Juqua Parker vs. Steelers (W)	2.5	10/31/99	Greg Jefferson vs. Giants (L) 1.5
9/21/08	Darren Howard vs. Steelers (W)	2.0	11/22/98	Bill Johnson at Giants (L) 1.5
9/21/08	Omar Gaither vs. Steelers (W)	1.5	11/15/98	Hugh Douglas at Redskins (L) 1.5
12/9/07	Trent Cole vs. Giants (L)	2.0	11/8/98	Hugh Douglas vs. Lions (W) 2.5
10/28/07	Trent Cole at Vikings (W)	2.0	10/18/98	Hugh Douglas at Chargers (L) 4.5
9/23/07	Trent Cole vs. Lions (W)	3.5	10/11/98	Hollis Thomas vs. Redskins (W) 2.0
9/23/07	Brodrick Bunkley vs. Lions (W)	2.0	10/11/98	Hugh Douglas vs. Redskins (W) 1.5
9/23/07	Juqua Parker vs. Lions (W)	2.0	10/11/98	Al Wallace vs. Redskins (W) 1.5
9/9/07	Trent Cole at Packers (L)	1.5	12/14/97	Greg Jefferson at Falcons (L) 2.0
1/13/07	<u>Darwin Walker at Saints (L)</u>	2.0	11/2/97	Hollis Thomas at Cardinals (L) 1.5
12/31/06	Matt McCoy vs. Falcons (W)	2.0	10/26/97	Rhett Hall vs. Cowboys (W) 3.5
			10/26/97	William Thomas vs. Cowboys (W) 2.0

\* - denotes rookie

Underline - denotes playoff game



# ALL-TIME MULTI-SACK GAMES



Date	Player/Opponent/Result	Sacks	Date	Player/Opponent/Result	Sacks
9/1/96	Mike Mamula at Redskins (W)	2.0	10/15/90	Jessie Small vs. Vikings (W)	2.0
12/17/95	William Fuller vs. Cardinals (L)	2.0	9/30/90	Reggie White vs. Colts (L)	3.0
12/10/95	William Fuller vs. Cowboys (W)	1.5	9/16/90	Mike Pitts vs. Phoenix Cardinals (L)	2.0
12/3/95	William Fuller at Seahawks (L)	2.0	9/16/90	Reggie White vs. Phoenix Cardinals (L)	2.0
12/3/95	Kevin Johnson at Seahawks (L)	2.0	12/18/89	Jerome Brown at Saints (L)	2.0
11/19/95	Mike Mamula vs. Giants (W)	3.0	10/29/89	Clyde Simmons at Broncos (W)	3.5
11/19/95	Andy Harmon vs. Giants (W)	2.0	10/29/89	Reggie White at Broncos (W)	1.5
10/29/95	William Fuller vs. Rams (W)	2.0	10/22/89	Seth Joyner vs. Los Angeles Raiders (W)	2.0
10/29/95	Andy Harmon vs. Rams (W)	2.0	10/15/89	Jerome Brown at Phoenix Cardinals (W)	2.5
10/15/95	Andy Harmon at Giants (W)	2.0	10/8/89	Reggie White vs. Giants (W)	2.0
10/15/95	Kevin Johnson at Giants (W)	2.0	9/24/89	Reggie White vs. 49ers (L)	2.5
10/8/95	Andy Harmon vs. Redskins (W)	3.0	9/24/89	Mike Pitts vs. 49ers (L)	2.0
10/1/95	Mike Mamula at Saints (W)	2.0	9/24/89	Clyde Simmons vs. 49ers (L)	2.0
12/18/94	Mike Flores vs. Giants (L)	2.0	9/17/89	Jerome Brown at Redskins (W)	2.0
12/4/94	William Fuller at Cowboys (L)	1.5	9/10/89	Clyde Simmons vs. Seahawks (W)	2.0
11/6/94	Andy Harmon vs. Cardinals (W)	2.0	12/18/88	Reggie White at Cowboys (W)	2.0
10/24/94	William Thomas vs. Oilers (W)	2.0	12/10/88	Reggie White at Phoenix Cardinals (W)	2.0
9/18/94	Bill Romanowski vs. Packers (W)	1.5	11/27/88	Clyde Simmons vs. Phoenix Cardinals (W)	2.5
9/12/94	William Fuller vs. Bears (W)	2.0	11/6/88	Reggie White vs. Los Angeles Rams (W)	2.0
1/3/94	Andy Harmon vs. 49ers (W)	3.0	10/30/88	Reggie White vs. Falcons (L)	2.0
12/26/93	Clyde Simmons vs. Saints (W)	2.0	10/10/88	Reggie White vs. Giants (W)	2.5
12/6/93	Andy Harmon at Cowboys (L)	2.5	10/2/88	Clyde Simmons vs. Oilers (W)	2.0
11/28/93	Mike Flores at Redskins (W)	2.0	9/25/88	Reggie White at Vikings (L)	4.0
10/31/93	Andy Harmon vs. Cowboys (L)	2.0	12/27/87	Reggie White vs. Bills (W)	2.0
9/19/93	Clyde Simmons vs. Redskins (W)	2.0	12/20/87	Reggie White at Jets (W)	2.0
12/27/92	Clyde Simmons vs. Giants (W)	1.5	12/6/87	Reggie White at Giants (L)	2.0
12/13/92	Clyde Simmons at Seahawks (W)	2.0	11/29/87	Mike Pitts at Patriots (W)	2.0
12/13/92	Reggie White at Seahawks (W)	2.0	11/29/87	Reggie White at Patriots (W)	2.0
12/6/92	Andy Harmon vs. Vikings (W)	2.5	11/22/87	Reggie White vs. St. Louis Rams (L)	2.0
11/29/92	Mike Pitts at 49ers (L)	2.0	11/15/87	Reggie White vs. Giants (L)	3.0
11/22/92	Reggie White at Giants (W)	3.5	11/1/87	Jerome Brown at St. Louis Rams (W)	2.0
11/22/92	Clyde Simmons at Giants (W)	3.0	11/1/87	Reggie White at St. Louis Rams (W)	2.0
11/8/92	Clyde Simmons vs. Los Angeles Raiders (W)	1.5	10/25/87	Reggie White vs. Cowboys (W)	2.5
11/8/92	Reggie White vs. Los Angeles Raiders (W)	1.5	10/18/87	Fred Smalls at Packers (L)	2.5
10/11/92	Clyde Simmons at Chiefs (L)	2.0	10/18/87	Ray Phillips at Packers (L)	1.5
10/5/92	Reggie White vs. Cowboys (W)	2.0	9/20/87	Clyde Simmons vs. Saints (W)	1.5
9/20/92	Clyde Simmons vs. Broncos (W)	1.5	9/20/87	Reggie White vs. Saints (W)	1.5
9/13/92	Clyde Simmons at Phoenix Cardinals (W)	3.0	12/14/86	Reggie White at Cowboys (W)	3.0
12/22/91	Reggie White vs. Redskins (W)	2.0	12/7/86	Reggie White vs. St. Louis Rams (T)	2.0
12/8/91	Clyde Simmons at Giants (W)	2.0	11/30/86	Reggie White at Los Angeles Raiders (W)	4.0
12/2/91	Seth Joyner at Oilers (W)	2.0	11/23/86	Ken Clarke at Seahawks (L)	2.0
11/17/91	Clyde Simmons vs. Bengals (W)	2.0	11/9/86	Greg Brown vs. Giants (L)	2.0
11/17/91	Reggie White vs. Bengals (W)	2.0	11/2/86	Reggie White at St. Louis Rams (L)	4.0
11/4/91	Clyde Simmons vs. Giants (W)	1.5	10/5/86	Garry Cobb at Falcons (W)	4.0
11/4/91	Reggie White vs. Giants (W)	1.5	9/7/86	Ken Clarke at Redskins (L)	2.0
10/6/91	Wes Hopkins at Buccaneers (L)	2.0	12/22/85	Garry Cobb at Vikings (W)	2.0
9/22/91	Clyde Simmons vs. Steelers (W)	2.0	12/22/85	Reggie White at Vikings (W)	2.0
9/15/91	Clyde Simmons at Cowboys (W)	4.5	12/22/85	Reggie Wilkes at Vikings (W)	2.0
9/15/91	Jerome Brown at Cowboys (W)	2.5	12/8/85	Ray Ellis vs. Redskins (L)	2.0
9/15/91	Mike Golic at Cowboys (W)	2.0	11/17/85	Reggie White at St. Louis Rams (W)	3.0
9/1/91	Reggie White at Packers (W)	3.0	11/10/85	Ken Clarke vs. Falcons (W)	2.0
12/29/90	Seth Joyner at Phoenix Cardinals (W)	2.0	11/10/85	Reggie White vs. Falcons (W)	2.0
12/16/90	Clyde Simmons vs. Packers (W)	1.5	10/13/85	Greg Brown vs. St. Louis Rams (W)	3.0
12/16/90	Reggie White vs. Packers (W)	1.5	10/6/85	Greg Brown at Saints (L)	1.5
11/18/90	Clyde Simmons at Falcons (W)	2.0	10/6/85	Ken Clarke at Saints (L)	1.5
11/12/90	Reggie White vs. Redskins (W)	2.0	9/29/85	Reggie White vs. Giants (L)	2.5
11/4/90	Seth Joyner vs. Patriots (W)	2.0	9/29/85	Ken Clarke vs. Giants (L)	1.5
			12/16/84	Greg Brown at Falcons (L)	4.0

\* - denotes rookie

Underline - denotes playoff game

# ALL-TIME MULTI-SACK GAMES



<u>Date</u>	<u>Player/Opponent/Result</u>	<u>Sacks</u>
12/16/84	Ken Clarke at Falcons (L)	2.0
12/16/84	Byron Darby at Falcons (L)	2.0
12/9/84	Byron Darby vs. Patriots (W)	1.5
12/9/84	Dennis Harrison vs. Patriots (W)	1.5
12/2/84	Greg Brown vs. Cowboys (L)	1.5
11/25/84	Dennis Harrison at St. Louis Rams (L)	1.5
11/4/84	Ken Clarke at Lions (T)	3.0
10/21/84	Dennis Harrison vs. Giants (W)	2.0
10/21/84	Greg Brown vs. Giants (W)	1.5
10/14/84	Ken Clarke vs. Colts (W)	2.0
10/14/84	Dennis Harrison vs. Colts (W)	2.0
9/30/84	Greg Brown at Redskins (L)	2.0
12/18/83	Greg Brown at St. Louis Rams (L)	2.5
11/20/83	Greg Brown vs. Giants (L)	2.0
11/13/83	Dennis Harrison at Bears (L)	3.0
10/9/83	Dennis Harrison at Giants (W)	2.0
10/2/83	Dennis Harrison at Falcons (W)	3.0
9/25/83	Carl Hairston at St. Louis Rams (L)	2.0
9/25/83	Joel Williams at St. Louis Rams (L)	1.5
12/26/82	Greg Brown at Cowboys (W)	2.0
12/26/82	Dennis Harrison at Cowboys (W)	1.5
12/19/82	Carl Hairston vs. Oilers (W)	2.0
12/11/82	Dennis Harrison at Giants (L)	2.0
12/5/82	Dennis Harrison vs. St. Louis Rams (L)	2.0
11/28/82	Dennis Harrison at Redskins (L)	2.0

\* - denotes rookie

Underline - denotes playoff game

## MOST MULTI-SACK GAMES, Career

1.	Reggie White	38
2.	Clyde Simmons	22
3.	Trent Cole	20
4.	Hugh Douglas	13
5.	Dennis Harrison	11

\*includes playoff games

## MOST MULTI-SACK GAMES, Season

1.	Reggie White (1987)	9
2.	Clyde Simmons (1992)	7
3.	Jason Babin (2011)	6
	Reggie White (1988)	6
5.	Hugh Douglas (2000)	5
	Clyde Simmons (1991)	5

\*regular season only

## MOST 3-SACK GAMES, Career

1.	Reggie White	9
2.	Clyde Simmons	4
3.	Trent Cole	3
	Jason Babin	3
5.	Connor Barwin, four other players tied with	2

\*includes playoffs

## MOST 3-SACK GAMES, Season

1.	Jason Babin (2011)	3
	Reggie White (1986)	3
3.	Connor Barwin (2014)	2
	Dennis Harrison (1983)	2
	Clyde Simmons (1992)	2

\*regular season only

## MOST CONSECUTIVE MULTI-SACK GAMES

1.	Reggie White (1987)	4
2.	Jason Babin (2011)	3
	William Fuller (1995)	3
	Andy Harmon (1995)	3
	Dennis Harrison (1982)	3
	Reggie White (1986)	3

# MULTI-INTERCEPTION GAMES SINCE 1960



Date	Player/Opponent/Result	INTs		
1/1/17	<u>Jordan Hicks (LB) vs. Cowboys (W)</u>	2	12/12/71	Leroy Keyes vs. St. Louis Rams (W) 2
12/22/16	<u>Malcolm Jenkins vs. Giants (W)</u>	2	11/21/71	Bill Bradley at St. Louis Rams (W) 2
9/9/12	Dominique Rodgers-Cromartie at Browns (W)	2	11/7/71	Bill Bradley at Redskins (T) 2
9/9/12	Kurt Coleman at Browns (W)	2	10/31/71	Bill Bradley vs. Broncos (W) 2
10/16/11	Kurt Coleman at Redskins (W)	3	9/26/71	Bill Bradley vs. Cowboys (L) 2
11/21/10	Asante Samuel vs. Giants (W)	2	11/8/70	Adrian Young vs. Dolphins (W) 2
11/15/10	Dimitri Patterson at Redskins (W)	2	12/21/69	Joe Scarpati at 49ers (L) 2
11/7/10	Asante Samuel vs. Colts (W)	2	10/13/69	Nate Ramsey at Baltimore Colts (L) 2
11/29/09	Asante Samuel vs. Redskins (W)	2	11/17/68	Al Nelson at Giants (L) 2
10/11/09	Asante Samuel vs. Buccaneers (W)	2	10/29/67	Ron Medved vs. Cowboys (W) 2
9/13/09	Sheldon Brown at Panthers (W)	2	10/23/66	Joe Scarpati at Giants (W) 3
10/8/06	Lito Sheppard vs. Cowboys (W)	2	9/18/66	Joe Scarpati vs. Falcons (W) 2
10/2/05	Sheldon Brown at Chiefs (W)	2	12/12/65	Jim Nettles at Steelers (W) 3
10/17/04	Lito Sheppard vs. Panthers (W)	2	12/12/65	Joe Scarpati at Steelers (W) 2
12/8/02	Bobby Taylor at Seahawks (W)	2	11/28/65	Nate Ramsey at St. Louis Rams (W) 3
1/12/02	<u>Damon Moore vs. Buccaneers (W)</u>	2	11/28/65	Al Nelson at St. Louis Rams (W) 2
12/16/01	Brian Dawkins at Redskins (W)	2	12/13/64	Nate Ramsey at St. Louis Rams (L) 2
9/24/00	Troy Vincent at Saints (W)	2	12/1/63	Dave Lloyd at Steelers (T) 2
12/19/99	Troy Vincent vs. Patriots (W)	2	10/13/63	Don Burroughs at Redskins (W) 2
12/14/96	Michael Zordich at Jets (W)	2	12/9/62	Ben Scotti vs. Steelers (L) 2
9/22/96	William Thomas at Falcons (W)	2	10/6/62	Don Burroughs at Steelers (L) 2
12/17/95	William Thomas vs. Cardinals (W)	2	12/3/61	Don Burroughs at Steelers (W) 3
10/15/95	William Thomas at Giants (W)	2	12/3/61	Chuck Bednarik at Steelers (W) 2
12/26/93	Eric Allen vs. Saints (W)	2	11/27/60	Don Burroughs vs. Giants (W) 2
10/17/93	Mark McMillian at Giants (L)	2	10/16/60	Gene Johnson vs. Lions (W) 2
1/3/93	<u>Eric Allen at Saints (W)</u>	2	10/9/60	Don Burroughs vs. St. Louis Rams (W) 2
11/8/92	Eric Allen vs. Los Angeles Raiders (W)	2	9/30/60	Chuck Weber at Cowboys (W) 3
11/17/91	Wes Hopkins vs. Bengals (W)	2		
9/15/91	Rich Miano at Cowboys (W)	2	* - denotes rookie	
12/23/90	Eric Allen vs. Cowboys (W)	2	<u>Underline</u> - denotes playoff game	
12/18/88	Wes Hopkins at Cowboys (W)	2		
11/20/88	Terry Hoage at Giants (W)	2		
9/4/88	Terry Hoage at Buccaneers (W)	2		
9/20/87	Elbert Foules vs. Saints (W)	2		
12/21/86	Roynell Young vs. Redskins (L)	2		
9/14/86	Andre Waters at Bears (L)	2		
10/20/85	Wes Hopkins vs. Cowboys (W)	2		
12/2/84	Wes Hopkins vs. Cowboys (L)	2		
12/19/82	Roynell Young vs. Oilers (W)	2		
12/20/81	Herman Edwards vs. St. Louis Rams (W)	2		
9/17/81	Brenard Wilson at Bills (W)	2		
1/3/81	<u>Herman Edwards vs. Vikings (W)</u>	2		
1/3/81	<u>Roynell Young vs. Vikings (W)</u>	2		
9/22/80	Herman Edwards vs. Giants (W)	2		
11/4/79	Herman Edwards vs. Browns (L)	2		
10/14/79	Randy Logan at St. Louis Rams (W)	2		
12/17/78	Herman Edwards vs. Giants (W)	2		
9/17/78	Deac Sanders at Saints (W)	2		
12/4/77	Randy Logan at Cowboys (L)	2		
11/6/77	Deac Sanders vs. Saints (W)	2		
10/9/77	Deac Sanders at Giants (W)	2		
12/21/75	Frank LeMaster at Redskins (W)	2		
12/21/75	Artimus Parker at Redskins (W)	2		
11/30/75	Bill Bergey vs. 49ers (W)	2		
10/5/75	Bill Bradley vs. Redskins (W)	2		
11/5/72	Bill Bradley vs. St. Louis Rams (T)	2		
10/8/72	Bill Bradley at Redskins (L)	2		

### MOST MULTI-INT GAMES, Career

1. Bill Bradley . . . . . 7
2. Don Burroughs . . . . . 5
- Herman Edwards . . . . . 5
4. Asante Samuel, Eric Allen . . . . . 4
- Wes Hopkins, Joe Scarpati . . . . . 4

\*includes playoff games

### MOST MULTI-INT GAMES, Season

1. Bill Bradley (1971) . . . . . 4
2. eight times, last by Asante Samuel (2010) . . . . . 2

\*regular season only

### MOST 3-INT GAMES, Career

1. Kurt Coleman . . . . . 1
- Don Burroughs . . . . . 1
- Jim Nettles . . . . . 1
- Nate Ramsey . . . . . 1
- Joe Scarpati . . . . . 1
- Chuck Weber . . . . . 1

\*includes playoffs

### CONSECUTIVE MULTI-INT GAMES

1. Bill Bradley (1971) . . . . . 2

# ALL-TIME INTERCEPTION RETURNS FOR TDS



Date	Player/Opponent/Result	Yards		
<b>12/22/16</b>	<b>Malcolm Jenkins vs. Giants (W)</b>	<b>34</b>	12/21/75	Joe Lavender at Redskins (W) 36
12/11/16	Leodis McKelvin vs. Redskins (L)	29	9/29/74	Joe Lavender vs. Baltimore Colts (W) 37
<b>10/16/16</b>	<b>Malcolm Jenkins at Redskins (L)</b>	<b>64</b>	12/9/73	John Outlaw vs. Jets (W) 45
<b>12/6/15</b>	<b>Malcolm Jenkins at Patriots (W)</b>	<b>99</b>	12/19/71	Al Nelson at Giants (W) 19
<b>11/8/15</b>	<b>Jordan Hicks* at Cowboys (W)</b>	<b>67</b>	10/19/69	Bill Bradley* at Cowboys (L) 56
10/19/15	Nolan Carroll vs. Giants (W)	17	10/13/69	Nate Ramsey at Baltimore Colts (L) 26
11/10/14	Bradley Fletcher vs. Panthers (W)	34	9/21/69	Joe Scarpati vs. Browns (L) 34
<b>9/28/14</b>	<b>Malcolm Jenkins at 49ers (L)</b>	<b>53</b>	12/10/67	Joe Scarpati at Cowboys (L) 67
12/22/13	Brandon Boykin vs. Bears (W)	54	10/8/67	Don Hultz at Falcons (W) 16
11/13/11	Asante Samuel vs. Cardinals (L)	20	11/20/66	Jim Nettles at 49ers (W) 34
11/15/10	Dimitri Patterson at Redskins (W)	40	12/12/65	Jim Nettles* at Steelers (W) 56
12/6/09	Sheldon Brown at Falcons (W)	83	12/12/65	George Tarasovic at Steelers (W) 40
10/26/09	Will Witherspoon at Redskins (W)	9	12/12/65	Maxie Baughan at Steelers (W) 33
1/4/09	<u>Asante Samuel at Vikings (W)</u>	44	12/6/64	Joe Scarpati* vs. Cowboys (W) 24
12/15/08	Asante Samuel vs. Browns (W)	50	10/25/64	Irv Cross at Steelers (W) 94
10/12/08	Juqua Parker at 49ers (W)	55	11/10/63	Lee Roy Caffey* at Giants (L) 87
12/17/06	Trent Cole at Giants (W)	19	10/13/57	Jimmy Harris* at Browns (L) 65
12/10/06	Michael Lewis at Redskins (W)	84	10/5/57	Jerry Norton vs. Giants (L) 99
11/12/06	Sheldon Brown vs. Redskins (W)	70	10/14/56	Eddie Bell at Steelers (W) 28
10/8/06	Lito Sheppard vs. Cowboys (W)	102	11/13/55	Bibbles Bawel vs. Browns (W) 40
10/2/05	Sheldon Brown at Chiefs (W)	40	10/15/55	Bibbles Bawel at Steelers (L) 42
11/15/04	Lito Sheppard at Cowboys (W)	101	12/12/54	Jerry Norton* vs. Giants (W) 69
10/17/04	Lito Sheppard vs. Panthers (W)	64	11/15/53	Chuck Bednarik vs. Baltimore Colts (W) 26
10/5/03	ND Kalu vs. Redskins (W)	15	12/14/52	Mike Jarmoluk at Redskins (L) 45
1/11/03	<u>Bobby Taylor vs. Falcons (W)</u>	39	12/7/52	Vic Sears vs. Dallas Texans (W) 9
12/21/02	Shawn Barber at Cowboys (W)	80	11/2/52	Russ Craft at Packers (L) 32
12/1/02	Bobby Taylor vs Rams (W)	23	10/29/50	Joe Muha vs. Redskins (W) 19
1/12/02	<u>Damon Moore vs. Buccaneers (W)</u>	59	10/22/50	Norm Willey* at Steelers (W) 41
11/18/01	Jeremiah Trotter at Cowboys (W)	50	9/24/50	Frank Reagan at Chicago Cardinals (W) 46 (lateral)
11/18/01	William Hampton at Cowboys (W)	33	12/4/49	Joe Muha at Giants (W) 28
11/19/00	Mike Caldwell vs. Cardinals (W)	26	11/20/49	Pat McHugh vs. NY Bulldogs (W) 21
9/3/00	Jeremiah Trotter at Cowboys (W)	27	11/10/46	Gil Steinke at Giants (L) 52
1/2/00	Mike Mamula vs. Rams (W)	41	12/3/44	Vic Linskog* vs. Brooklyn Tigers (W) 65
1/2/00	Al Harris vs. Rams (W)	17	11/26/44	Tom Miller vs. Bears (L) 35
11/21/99	Brandon Whiting vs. Colts (L)	22	11/19/44	Jack Hinkle at Redskins (W) 50
10/24/99	Brian Dawkins at Dolphins (L)	67	11/7/43	Larry Cabrelli vs. Redskins (T) 24
10/3/99	Bobby Taylor at Giants (L)	18	10/31/43	Ben Kish vs. Chicago Cardinals (W) 86
12/7/97	Brian Dawkins vs. Giants (L)	64	9/16/38	Jay Arnold at Pittsburgh Pirates (W) 22
11/3/96	Troy Vincent at Cowboys (W)	90 (lateral)	10/10/37	Maurice Harper* at Redskins (W) 20
12/30/95	<u>William Thomas vs. Lions (W)</u>	30	11/6/34	Swede Hanson vs. Cincinnati Reds (W) N/A
12/30/95	<u>Barry Wilburn vs. Lions (W)</u>	24	11/26/33	Lee Woodruff vs. Cincinnati Reds (W) 55
9/10/95	William Thomas at Cardinals (W)	37		
12/24/94	Mike Zordich at Bengals (L)	18		
10/30/94	Greg Jackson at Redskins (W)	55		
12/26/93	Eric Allen vs. Saints (W)	33		
12/26/93	Eric Allen vs. Saints (W)	25		
10/3/93	Eric Allen at Jets (W)	94		
9/19/93	Eric Allen vs. Redskins (W)	29		
1/3/93	<u>Eric Allen at Saints (W)</u>	18		
12/6/92	Seth Joyner vs. Vikings (W)	24		
11/22/92	Seth Joyner at Giants (W)	43		
12/22/91	Otis Smith vs. Washington (W)	74		
12/23/90	Eric Allen vs. Cowboys (W)	35		
11/25/90	Byron Evans vs. Giants (W)	23		
11/12/90	William Frizzell vs. Redskins (W)	30		
12/3/89	Clyde Simmons at Giants (W)	60		
9/10/89	Eric Everett vs. Seahawks (W)	30		
10/27/85	Wes Hopkins vs. Bills (W)	24		
9/29/85	Herman Edwards vs. Giants (L)	3		
12/19/82	Richard Blackmore vs. Oilers (W)	20		
12/17/78	Frank LeMaster vs. Giants (W)	9		
10/15/78	John Sanders vs. Washington (W)	19		
12/21/75	Frank LeMaster at Redskins (W)	89		

\* - denotes rookie

Underline - denotes playoff game

### MOST INT-TDs, Career (includes playoffs)

1. Eric Allen . . . . . 6
2. **Malcolm Jenkins** . . . . . 4
3. Sheldon Brown, Asante Samuel, Lito Sheppard, Bobby Taylor, Joe Scarpati . . . . . 3

### MOST INT-TDs, Season (regular season only)

1. Eric Allen (1993) . . . . . 4
2. **Malcolm Jenkins (2016)**, Lito Sheppard (2004), Seth Joyner (1992), Bibbles Bawel (1955) . . . . . 2

### MOST INT-TDs, Game

1. Eric Allen (12/26/93 vs. NO) . . . . . 2

### CONSECUTIVE GAMES WITH AN INT-TD

1. Eric Allen (1993) . . . . . 2



# ALL-TIME FUMBLE RECOVERIES FOR TDS



Date	Player/Opponent/Result	Yards		
<b>9/10/17</b>	<b>Fletcher Cox at Redskins (W)</b>	<b>20</b>	11/22/59	Jerry Huth vs. Los Angeles Rams (W) 0
1/3/16	Walter Thurmond at Giants (W)	83	10/4/59	Chuck Weber vs. Giants (W) 0
10/5/14	Cedric Thornton vs. Rams (W)	0	12/12/54	Norm Willey vs. Giants (W) 0
<b>9/7/14</b>	<b>Fletcher Cox vs. Jaguars (W)</b>	<b>17</b>	10/25/53	Tom Scott* at Chicago Cardinals (W) 0
<b>10/27/13</b>	<b>Najee Goode vs. Giants (L)</b>	<b>2</b>	12/7/52	Ebert Van Buren vs. Dallas Texans (W) 0
12/18/11	Juqua Parker vs. Jets (W)	47	11/16/52	Pete Pihos vs. Chicago Cardinals (W) 12
11/7/11	Brian Rolle vs. Bears (L)	22	11/9/52	Mike Jarmoluk vs. Redskins (W) 16
9/11/11	Juqua Parker at Rams (W)	56	11/4/51	Gerry Cowhig at Steelers (W) 25
10/10/10	Quintin Mikell at 49ers (W)	52	10/29/50	John Green vs. Redskins (W) 2
12/13/09	Sheldon Brown at Giants (W)	60	11/6/49	Russ Craft vs. Los Angeles Rams (W) 21
9/13/09	Victor Abiamiri at Panthers (W)	2	10/31/48	Bosh Pritchard at Steelers (W) 18
12/28/08	Joselio Hanson vs. Cowboys (W)	96	10/5/47	Joe Muha vs. Giants (W) 2
12/28/08	Chris Clemons vs. Cowboys (W)	73	10/8/44	Jack Banta vs. Redskins (T) 0
9/15/08	Chris Gocong at Cowboys (L)	0	10/31/43	Jack Hinkle vs. Chicago Cardinals (W) 0
12/30/07	Kevin Curtis vs. Bills (W)	0	10/24/43	Al Wukits* at Giants (L) 2
12/23/07	Kevin Curtis at Saints (W)	0	11/1/42	Rupert Pate at Redskins (L) 53
9/24/06	Mike Patterson at 49ers (W)	98	9/20/42	Vic Sears at Cleveland Rams (L) 25
10/9/05	Sheldon Brown at Cowboys (L)	80	9/15/40	Don Looney* at Packers (L) 44
1/16/05	<u>Freddie Mitchell vs. Vikings (W)</u>	0	10/15/39	Theodore Schmitt at Giants (L) 63
12/15/02	Carlos Emmons vs. Redskins (W)	44	9/25/38	Bob Pylman* vs. Giants (W) 88
12/9/01	Brian Dawkins vs. Chargers (W)	49	9/25/38	Joe Carter vs. Giants (W) 92
9/30/01	Damon Moore vs. Cowboys (W)	10	9/16/38	Jay Arnold at Pittsburgh Pirates (W) 18
9/15/97	William Thomas at Cowboys (L)	37	10/31/37	Joe Pilconis at Pittsburgh Pirates (L) 22
12/22/96	Mike Mamula vs. Cardinals (W)	4		
10/13/96	William Thomas at Giants (W)	23		
9/30/96	Rhett Hall vs. Cowboys (L)	32		
12/24/95	Jerome Henderson at Bears (L)	0		
10/29/95	Kevin Johnson vs. St. Louis Rams (W)	37		
10/15/95	Mike Zordich at Giants (W)	58		
9/24/95	Greg Jackson at Raiders (L)	45		
1/3/94	Byron Evans at 49ers (W)	30		
9/13/92	Reggie White at Phoenix Cardinals (W)	37		
11/24/91	Seth Joyner at Phoenix Cardinals (W)	34		
11/24/91	Clyde Simmons at Phoenix Cardinals (W)	0		
10/6/91	Seth Joyner at Buccaneers (L)	0		
11/12/90	Clyde Simmons vs. Redskins (W)	18		
12/3/89	Andre Waters at Giants (W)	3		
11/20/88	Cris Carter at Giants (W)	0		
9/20/87	Seth Joyner vs. Saints (W)	18		
9/13/87	Reggie White at Redskins (L)	70		
12/15/85	Dave Little at Chargers (L)	0		
12/26/82	Greg Brown at Cowboys (W)	0		
10/11/81	Frank LeMaster at Saints (W)	47		
9/27/81	Greg Brown* vs. Redskins (W)	7		
11/16/80	Jerry Robinson at Redskins (W)	59		
11/19/78	Herman Edwards at Giants (W)	26		
12/1/74	Will Wynn vs. Packers (W)	87		
10/6/74	Bill Dunstan at Chargers (W)	46		
9/23/74	Joe Lavender vs. Cowboys (W)	96		
11/4/73	Will Wynn* vs. Patriots (W)	24		
11/21/71	Steve Smith at St. Louis Cardinals (W)	5		
11/21/71	Ben Hawkins at St. Louis Cardinals (W)	5		
11/15/70	Steve Preece vs. Falcons (T)	21		
12/18/66	Harold Wells at Redskins (W)	60		
10/10/65	George Tarasovic at Cowboys (W)	62		
11/22/64	Mike Morgan* vs. St. Louis Cardinals (L)	0		
11/27/60	J.D. Smith vs. Giants (W)	0		
11/20/60	Jimmy Carr at Giants (W)	38		
12/13/59	Don Owens vs. Browns (L)	3		

\* - denotes rookie  
Underline - denotes playoff game

## MOST FR-TDs, Career

1. Seth Joyner . . . . . 3
  2. 9 players, last by **Fletcher Cox** . . . . . 2
- \*includes playoff games

## MOST FR-TDs, Season

1. Kevin Curtis (2007) . . . . . 2
  - Seth Joyner (1991) . . . . . 2
  - Juqua Parker (2011) . . . . . 2
- \*regular season only

## CONSECUTIVE GAMES WITH A FR-TD

1. Kevin Curtis (2007) . . . . . 2

# ALL-TIME KICK RETURNS FOR TDS



## PUNT RETURNS FOR TOUCHDOWNS

Date	Player/Opponent/Result	Yards
12/2/12	Damaris Johnson* at Cowboys (L)	98
<b>9/27/15</b>	<b>Darren Sproles at Jets (W)</b>	<b>89</b>
11/22/92	Vai Sikahema at Giants (W)	87
9/13/09	DeSean Jackson at Panthers (W)	85
10/19/03	Brian Westbrook at Giants (W)	84
<b>12/6/15</b>	<b>Darren Sproles at Patriots (W)</b>	<b>83</b>
<b>9/28/14</b>	<b>Darren Sproles at 49ers (L)</b>	<b>82</b>
12/21/03	Brian Westbrook vs. 49ers (L)	81
10/4/59	Tommy McDonald vs. Giants (W)	81
10/25/42	Ernie Steele* at Bears (L)	80 (lateral)
12/21/47	<u>Bosh Pritchard at Steelers (W)</u>	79
11/25/02	Brian Mitchell at 49ers (W)	76
11/30/86	Greg Garrity at Los Angeles Raiders (W)	76
12/13/09	DeSean Jackson at Giants (W)	72
9/24/00	Brian Mitchell at Saints (W)	72
10/30/49	Clyde Scott* at Steelers (W)	70
11/23/47	Pat McHugh* at Boston Yanks (L)	69
10/5/08	DeSean Jackson* vs. Redskins (L)	68
11/6/66	Aaron Martin vs. Cowboys (W)	67
12/3/61	Timmy Brown at Steelers (W)	66
<b>11/10/14</b>	<b>Darren Sproles vs. Panthers (W)</b>	<b>65</b>
12/19/10	DeSean Jackson at Giants (W)	65
12/19/65	Bob Shann* vs. Lions (L)	63
10/11/59	Art Powell* vs. Steelers (W)	58
9/3/78	Wally Henry vs. Los Angeles Rams (L)	57
11/9/52	Don Stevens* vs. Redskins (W)	56
10/31/48	Bosh Pritchard at Steelers (W)	55
10/22/44	Steve Van Buren* vs. Boston Yanks (W)	55
10/6/68	Alvin Haymond at Redskins (L)	54
10/26/52	Bibbles Bawel* at Giants (W)	52
12/8/46	Steve Van Buren at Boston Yanks (W)	50
12/4/49	Frank Reagan at Giants (W)	41
11/2/47	Pete Pihos* at Redskins (W)	26
10/18/36	Stumpy Thomason at Boston Redskins (L)	15

\* - denotes rookie

Underline - denotes playoff game

## KICKOFF RETURNS FOR TOUCHDOWNS

Date	Player/Opponent/Result	Yards
11/23/14	Josh Huff* vs. Titans (W)	107
9/17/61	Timmy Brown vs. Browns (W)	105
10/7/50	Russ Craft vs. Los Angeles Rams (W)	103
9/21/14	Chris Polk vs. Redskins (W)	102
11/13/38	Dave Smukler at Brooklyn Dodgers (L)	100
11/23/08	Quintin Demps* at Ravens (L)	100
9/22/63	Timmy Brown vs. Cardinals (L)	100
12/2/62	Timmy Brown at Redskins (W)	99
12/11/77	Wilbert Montgomery* vs. Giants (W)	99
10/23/16	Josh Huff vs. Vikings (W)	98
9/22/68	Alvin Haymond vs. Giants (L)	98
12/2/45	Steve Van Buren at Giants (L)	98
11/1/42	Bosh Pritchard* at Redskins (L)	97
9/22/96	Derrick Witherspoon at Falcons (W)	97
11/12/44	Steve Van Buren* vs. Giants (T)	97
9/24/55	Jerry Norton vs. Giants (W)	96
11/24/96	Derrick Witherspoon at Cardinals (L)	95
9/28/47	Steve Van Buren vs. Redskins (W)	95
11/4/01	Brian Mitchell at Cardinals (W)	94
12/24/94	Herschel Walker at Bengals (L)	94
11/6/66	Timmy Brown vs. Cowboys (W)	93
12/2/79	Billy Campfield vs. Lions (W)	92
11/6/66	Timmy Brown vs. Cowboys (W)	90
11/14/99	Allen Rossum vs. Redskins (W)	89
11/18/84	Andre Waters* vs. Redskins (W)	89
10/1/00	Brian Mitchell vs. Falcons (W)	89
<b>10/16/16</b>	<b>Wendell Smallwood* at Redskins (L)</b>	<b>86</b>
12/17/95	Derrick Witherspoon vs. Cardinals (W)	86
11/2/97	Willie Clark at Cardinals (L)	39

\* - denotes rookie

## BLOCKED PUNT RETURNS FOR TOUCHDOWNS

Date	Player/Opponent/Result	Yards
<b>12/6/15</b>	<b>Najee Goode at Patriots (W)</b>	<b>24</b>
<b>12/28/14</b>	<b>Trey Burton* at Giants (W)</b>	<b>27</b>
<b>10/5/14</b>	<b>Chris Maragos vs. Rams (W)</b>	<b>10</b>
9/28/14	Brad Smith at 49ers (L)	0
11/22/92	Ken Rose at Giants (W)	3
9/2/84	Rich Kraynak at Giants (L)	8
10/31/71	Bill Hobbs vs. Broncos (W)	0
12/20/70	Mike Dirks vs. Steelers (W)	0
11/12/67	Jim Nettles at Los Angeles Rams (L)	0
12/18/49	<u>Leo Skladany* at Los Angeles Rams (W)</u>	2
11/3/46	Augie Lio vs. Giants (W)	0

\* - denotes rookie

Underline - denotes playoff game

## MISSED FIELD GOAL RETURNS FOR TOUCHDOWNS

Date	Player/Opponent/Result	Yards
9/26/71	Al Nelson vs. Cowboys (L)	101
12/11/66	Al Nelson vs. Browns (W)	100
9/16/62	Timmy Brown vs. St. Louis Cardinals (L)	99

## BLOCKED FIELD GOAL RETURNS FOR TOUCHDOWNS

Date	Player/Opponent/Result	Yards
10/23/05	Matt Ware vs. Chargers (W)	65
11/20/88	Clyde Simmons at Giants (W)	15

# BEST PERFORMANCES VS. EAGLES



## SCORING

### Most Touchdowns Scored

- 5 James Stewart, Jaguars (10/12/97 at Jax.) [all rushing]
- 4 Joseph Addai, Colts (11/26/06 at Ind.); Larry Brown, Redskins (12/16/73 at Was.); Ron Johnson, Giants (10/2/72 at Phi.); MacArthur Lane, Cardinals (10/18/70 at Phi.); John David Crow, Cardinals (12/16/62 at StL); Jim Taylor, Packers (11/11/62 at Phi.); Jim Brown, Browns (11/19/61 at Cle.)

### Most Field Goals

- 5 (7 times) last by Josh Brown, Giants (10/27/13 at Phi., 5 att) and Al Del Greco, Titans (12/3/00 at Phi., 5 att)

### Longest Field Goal

- 62 Matt Bryant, Buccaneers (10/22/06 at TB)
- 56 Justin Tucker, Ravens (9/16/12 at Phi.)
- 56 Mason Crosby, Packers (9/12/10 at Phi.)
- 56 Morten Andersen, Saints (12/26/93 at Phi.)
- 55 (2 times) last by Martin Gramatica (12/23/07 at NO)

## RUSHING

### Most Rushing Attempts

- 43 Butch Woolfolk, Giants (11/20/83 at Phi.)

### Most Yards Rushing

- 237 Emmitt Smith, Cowboys (10/31/93 at Phi.) 30 att.
- 237 Jim Brown, Browns (11/19/61 at Cle.) 34 att.
- 235 Doug Martin, Buccaneers (11/22/15 vs. TB) 27 att.
- 223 Jim Brown, Browns (11/3/63 at Phi.) 28 att.
- 221 Gerald Riggs, Redskins (9/17/89 at Was.) 29 att.

### Most Touchdowns Rushing

- 5 James Stewart, Jaguars (10/12/97 at Jax.)
- 4 Joseph Addai, Colts (11/26/06 at Ind.); Jim Taylor, Packers (11/11/62 at Phi.); Jim Brown, Browns (11/19/61 at Cle.)

### Longest Run From Scrimmage

- 87t John Henry Johnson, Steelers (12/11/60 at Pit.)
- 85t Reggie Brooks, Redskins (9/19/93 at Phi.)
- 84t Herschel Walker, Cowboys (12/14/86 at Dal.)
- 84 Doug Martin, Buccaneers (11/22/15 vs. TB)

## PASSING

### Most Passes Attempted

- 63 Eli Manning, Giants (12/22/16 at Phi.)
- 58 Ryan Fitzpatrick, Jets (9/27/15 at NYJ)
- 56 Tom Brady, Patriots (12/6/15 at NE)
- 56 Fran Tarkenton, Vikings (12/3/78 at Min.)
- 54 (2 times) last by Tom Brady, Patriots (11/25/07 at NE)

### Most Passes Completed

- 38 Eli Manning, Giants (12/22/16 at Phi.)
- 37 Daunte Culpepper, Vikings (9/20/04 at Phi.)
- 36 Philip Rivers, Chargers (9/15/13 at Phi.)
- 35 Eli Manning, Giants (9/24/17 at Phi.)
- 35 Ryan Fitzpatrick, Jets (9/27/15 at NYJ)

### Most Yards Gained Passing

- 446 Jon Kitna, Lions (9/23/07 at Phi.)
- 429 Eli Manning, Giants (9/28/14 at NYG)
- 428 Joe Montana, 49ers (9/24/89 at Phi.)
- 427 Kirk Cousins, Redskins (9/21/14 at Phi.)
- 419 Philip Rivers, Chargers (9/15/13 at Phi.)

### Most Touchdown Passes

- 5 Matthew Stafford, Lions (11/26/15 at Det.); Jameis Winston, Buccaneers (11/22/15 vs. TB); Eli Manning, Giants (12/30/12 at NYG); Joe Montana, 49ers (9/24/89 at Phi.); Craig Morton, Cowboys (10/19/69 at Dal.); Don Meredith, Cowboys (10/9/66 at Dal.); Don Meredith, Cowboys (9/29/68 at Phi.); Sonny Jurgensen, Redskins (10/11/64 at Was.); Sammy Baugh, Redskins (9/28/47 at Phi.); Frank Filchock, Redskins (10/8/44 at Phi.)

### Longest Pass Play

- 96 Bill Kilmer to Walter Roberts, Saints (11/19/67 at Phi.)
- 93t Neil Lomax to Ernie Jones, Cardinals (12/10/88 at Pho.)
- 91t Jon Kitna to Roy Williams, Lions (9/23/07 at Phi.)
- 90t Seneca Wallace to Koren Robinson (11/2/08 at Sea.)
- 90t Virgil Carter to Speedy Thomas, Bengals (9/19/71 at Cin.)

## RECEIVING

### Most Passes Caught

- 13 Wes Welker, Patriots (11/25/07 at NE)
- 13 Terrell Owens, 49ers (11/25/02 at SF)
- 12 (7 times) last by Antonio Brown (9/25/16 vs. Pit.)

### Most Yards Gained Receiving

- 225 Kenny Britt, Titans (10/24/10 at Ten.) 7 rec.
- 213 Tony Hill, Cowboys (11/12/79 at Dal.) 7 rec.
- 212 Hugh Taylor, Redskins (9/28/47 at Phi.) 8 rec.
- 204 Roy Williams, Lions (9/23/07 at Phi.) 9 rec.
- 193 Jessie Hester, Raiders (11/30/86 at LA) 4 rec.

### Most Touchdown Passes Caught

- 3 (17 times) last by Calvin Johnson, Lions (11/26/15 at Det.)

## INTERCEPTIONS

### Most Interceptions

- 3 (14 times) last by Lofa Tatupu, Seahawks (12/2/07 at Phi.)

### Longest Interception Return

- 107t Ed Reed, Ravens (11/23/08 at Bal.)
- 100t Mike Gaechter, Cowboys (10/14/62 at Dal.)
- 99t Patrick Robinson, Saints (11/5/12 at NO)
- 98 Brandon McDonald (12/15/08 vs. Cle.)
- 97t Darren Sharper, Saints (9/20/09 at Phi.)

## MISCELLANEOUS

### Most Punts

- 14 Sammy Baugh, Redskins (11/5/39 at Was.)

### Longest Punt

- 85 Sammy Baugh, Redskins (12/1/40 at Was.)
- 80 Parker Hall, Cleveland Rams (12/3/39 at Phi.)

### Longest Kickoff Return

- 105t Trindon Holliday, Broncos (9/29/13 at Den.)
- 104t Buddy Young, Colts (11/15/53 at Phi.)
- 103t George Hoey, Cardinals (11/21/71 at StL)
- 102t Larry Jones, Redskins (11/24/74 at Was.)
- 101t Wallace Francis, Bills (10/7/73 at Buf.)
- 101t Amos March, Cowboys (10/14/62 at Dal.)

### Longest Punt Return

- 90t Adam Jones, Titans (11/19/06 at Phi.)
- 90t Jacquez Green, Redskins (9/16/02 at Was.)
- 88t Andre Coleman, Chargers (9/17/95 at Phi.)
- 88t George Grosvenor, Cardinals (11/8/36 at Chi.)
- 87t Ted Ginn Jr., Dolphins (11/18/07 at Phi.)
- 86t Johnny Roland, Cardinals (10/2/66 at Phi.)

### Longest Fumble Return

- 93t James Sanders, Cardinals (9/23/12 at Arz.)
- 74t Bull Karcis, Giants (10/16/38 at NYG)
- 69t DeMarcus Ware, Cowboys (10/8/06 at Phi.)
- 65t Willie Teal, Vikings (12/1/85 at Phi.)
- 64 Ray Edwards, Falcons (9/18/11 at Atl.)

### Longest Return With Intercepted Lateral

- 93t Dick Poillon, Redskins (11/21/48 at Phi.)

# SINGLE-SEASON TEAM RECORDS



## SCORING

### Most Points Scored

474 (2014, 16 games)  
442 (2013, 16 games)  
439 (2010, 16 games)  
429 (2009, 16 games)  
416 (2008, 16 games)

### Fewest Scored

51 (1936, 12 games)  
60 (1935, 11 games)  
77 (1933, 9 games)

### Most Allowed

444 (2012, 16 games)  
430 (2015, 16 games)  
409 (1967, 14 games)  
400 (2014, 16 games)  
393 (1973, 14 games)

### Fewest Allowed

85 (1934, 11 games)  
131 (1944, 10 games)  
133 (1945, 10 games)

## TOUCHDOWNS

### Most Scored

54 (2014, 16 games)  
53 (2013, 16 games)  
50 (1948, 12 games)  
49 (3x - 2010, 16 games)

### Fewest Scored

6 (1936, 12 games)

### Most Allowed

52 (2012, 16 games)  
52 (1967, 14 games)  
50 (2015, 16 games)  
48 (2014, 16 games)

### Fewest Allowed

10 (1934, 11 games)  
17 (1950, 12 games)  
17 (1949, 12 games)  
18 (1945, 10 games)

### Most by Rushing

25 (1949, 12 games)  
25 (1945, 10 games)  
23 (2003, 16 games)

### Most by Passing

34 (1990, 16 games)  
34 (1961, 14 games)  
33 (1954, 12 games)  
32 (2013, 16 games)  
32 (2004, 16 games)

## KICKING

### Most Field Goals Made

35 (2016, 16 games)  
33 (2008, 16 games)  
32 (2014, 16 games)  
32 (2010, 16 games)  
32 (2009, 16 games)

### Most PATs Made

54 (2014, 16 games)  
50 (1948, 12 games)  
48 (2006, 16 games)  
48 (1980, 16 games)  
47 (2x - 2010, 16 games)

## RUSHING

### Most Attempts

632 (1949, 12 games)  
587 (1978, 16 games)  
581 (1950, 12 games)

### Most Yards Gained

2,607 (1949, 12 games)  
2,566 (2013, 16 games)  
2,556 (1990, 16 games)  
2,509 (1981, 16 games)  
2,456 (1978, 16 games)

## PASSING

### Most Attempts

623 (2015, 16 games)  
621 (2014, 16 games)  
620 (2005, 16 games)  
618 (2012, 16 games)  
609 (2016, 16 games)

### Most Completions

405 (2015, 16 games)  
384 (2014, 16 games)  
380 (2016, 16 games)  
367 (2012, 16 games)  
362 (2008, 16 games)

### Most Yards Gained (Gross)

4,581 (2014, 16 games)  
4,406 (2013, 16 games)  
4,380 (2009, 16 games)  
4,341 (2015, 16 games)  
4,309 (2006, 16 games)

## TOTAL NET YARDS

### Most Gained

6,676 (2013, 16 games)  
6,386 (2011, 16 games)  
6,348 (2014, 16 games)  
6,230 (2010, 16 games)  
6,103 (2006, 16 games)

## FIRST DOWNS

### Most First Downs

356 (2014, 16 games)  
356 (2011, 16 games)  
355 (2013, 16 games)  
339 (2015, 16 games)  
333 (2016, 16 games)

### Most by Rushing

157 (1981, 16 games)  
143 (1978, 16 games)  
143 (1949, 12 games)  
142 (1950, 12 games)  
138 (1992, 16 games)

### Most by Passing

218 (2014, 16 games)  
204 (2008, 16 games)  
203 (1997, 16 games)  
197 (2013, 16 games)  
197 (2011, 16 games)

### Most by Penalty

41 (2003, 16 games)  
36 (2015, 16 games)  
34 (1988, 16 games)  
32 (1998, 16 games)  
31 (2012, 16 games)

## FUMBLES

### Most Opponents' Fumbles Recovered

27 (1987, 15 games)  
26 (1989, 16 games)  
25 (1971, 14 games)  
22 (1991, 16 games)  
22 (2002, 16 games)  
22 (1954, 12 games)

## INTERCEPTIONS

### Most Thrown

36 (1936, 12 games)  
34 (1933, 9 games)  
31 (1963, 14 games)  
31 (1962, 16 games)  
31 (1953, 12 games)

### Most Intercepted

33 (1944, 10 games)  
32 (1988, 16 games)  
31 (1950, 12 games)  
30 (1960, 12 games)  
30 (1989, 16 games)

## PENALTIES

### Most Penalties

138 (1994, 16 games)  
134 (2005, 16 games)  
129 (2010, 16 games)  
124 (2004, 16 games)  
120 (1990, 16 games)

### Most Yards Penalized

1,130 (2005, 16 games)  
1,107 (1994, 16 games)  
1,101 (2010, 16 games)  
995 (2014, 16 games)  
983 (2006, 16 games)

## QUARTERBACK SACKS

### Most Sacks Made

62 (1989, 16 games)  
60 (1984, 16 games)  
57 (1987, 15 games)  
56 (2002, 16 games)  
55 (1992, 16 games)  
55 (1991, 16 games)

### Most Sacks Allowed

104 (1986, 16 games)  
72 (1987, 15 games)  
64 (1997, 16 games)  
64 (1992, 16 games)  
60 (1984, 16 games)

### Fewest Sacks Allowed

22 (1981, 16 games)  
23 (2008, 16 games)  
23 (1970, 14 games)  
26 (1971, 14 games)  
26 (1968, 14 games)

### Best Season, win percentage

1949 Won 11, Lost 1 (.917)

### Best Season, win total

2004 13 wins, 3 losses

### Worst Season

1936 Won 1, Lost 11 (.083)

### Longest Winning Streak

9 (10/19/03 - 12/15/03)

9 (9/30/60 - 12/4/60)

### Longest Winning Streak at Home

13 (12/14/47 - 12/11/49)

### Longest Losing Streak at Home

10 (10/14/12 - 10/27/13)

### Longest Winning Streak on Road

9 (10/19/03 - 10/24/04)

9 (11/12/00 - 12/16/01)

### Longest Losing Streak on Road

12 (12/14/97 - 10/3/99)

12 (10/15/39 - 12/1/40)

### Longest Losing Streak

14 (9/20/36 - 9/21/37)

### Most Consecutive Wins - Start of Season

7 in 2004

### Most Consecutive Wins - End of Season

8 in 1949 (Reg. Season)

### Most Consecutive Losses - Start of Season

11 in 1968

### Most Consecutive Losses - End of Season

11 in 1936

### Total Shutouts by Eagles

36 last vs. NYG, 10/12/14

### Most Shutouts in a Season

4 in 1934 and 1948

### Most Consecutive Games Scored Points

120 (11/18/62 - 10/3/71)

### Most Consecutive Games Scored Touchdown

92 (10/2/77 - 10/16/83)

### Largest Comeback Victory

28-24 vs. Chicago Cardinals at Metropolitan Stadium, October 25, 1959 (came back from 24-0 deficit in 3rd qtr.)

28-24 vs. Washington Redskins at Griffith Stadium, October 27, 1946 (came back from 24-0 deficit at half-time)

### Largest Comeback vs. Eagles

28-23 vs. Minnesota Vikings at Veterans Stadium, December 1, 1985 (came back from 23-0 deficit in 4th qtr.)



# SINGLE-GAME TEAM RECORDS



## SCORING

### Most Scored

- 64 vs. Cincinnati Reds, 11/6/34
- 59 at Washington Redskins, 11/15/10
- 56 vs. Detroit Lions, 9/23/07
- 56 at Chicago Cardinals, 10/25/53
- 56 vs. Los Angeles Rams, 10/7/50

### Most Allowed

- 62 at Giants, 11/26/72
- 56 at Cowboys, 10/9/66
- 56 at Giants, 10/15/33

### Most, Both Teams

- 87 Eagles 59, Redskins 28, [at Was.] 11/15/10
- 87 Eagles 45, Redskins 42, [at Phil.] 9/28/47
- 86 Eagles, 44, Bengals 42, [at Phil.] 11/30/97

### Fewest, Both Teams

- 0 Eagles 0, Brooklyn Dodgers 0, [at Phil.], 10/1/39

### Most, Both Teams — One Quarter

- 47 Eagles 20, Cardinals 27, [at StL.], 12/13/64

### Most Scored in 1st Quarter

- 28 at Redskins, 11/15/2010
- 27 at Steelers, 12/12/1965
- 26 vs. Cincinnati Reds, 11/6/1934
- 24 at Falcons, 10/8/1967

### Most Allowed in 1st Quarter

- 28 at Broncos, 10/4/1998
- 28 at Cowboys, 10/19/1969
- 24 at Bills, 12/2/1990
- 21 [eight times] last at Broncos, 9/29/13

### Most Scored Both Teams in 1st Quarter

- 35 at Saints, 12/23/2007, [E-21, NO-14]
- 35 at Cowboys, 10/19/1969, [E-7, C-28]
- 28 [four times] last at Redskins, 11/15/2010 [E-28, R-0]

### Most Scored in 2nd Quarter

- 31 vs. Lions, 12/30/1995
- 28 vs. Panthers, 9/13/09
- 28 vs. Packers, 12/5/2004
- 28 at Cowboys, 11/15/2004
- 28 vs. Saints, 11/19/1967

### Most Allowed in 2nd Quarter

- 28 vs. Bears, 10/4/1987
- 28 vs. St. Louis Cardinals, 10/18/1970
- 28 vs. Packers, 11/11/1962
- 28 at Bears, 10/17/1943

### Most Total Both Teams in 2nd Quarter

- 47 at St. Louis Cardinals, 12/13/1964, [E-20, C-27]
- 42 at Cowboys, 11/15/2004, [E-28, D-14]
- 42 at Redskins, 11/27/1983, [E-21, W-21]
- 38 at St. Louis Cardinals, 12/16/1962, [E-21, C-17]

### Most Scored in 1st Half

- 45 at Redskins, 11/15/2010
- 42 vs. Lions, 9/23/2007
- 38 vs. Lions, 12/30/1995
- 35 [three times] last vs. Packers, 12/5/2004

### Most Allowed in 1st Half

- 42 at Cowboys, 10/19/1969
- 38 at Giants, 11/26/1972
- 35 [six times] last at Giants, 12/30/2012

### Most Scored Both Teams 1st Half

- 63 vs. Lions, 9/23/2007, [E-42, D-21]
- 59 at Redskins, 11/15/2010, [E-45, R-14]
- 59 at St. Louis Cardinals, 12/16/1962, [E-28, C-31]
- 57 at St. Louis Cardinals, 12/13/1964, [E-27, C-30]
- 54 at Cowboys, 9/15/2008, [E-30, D-24]

### Most Scored in 3rd Quarter

- 21 vs. Steelers, 9/25/16
- 21 at Raiders, 11/3/13
- 21 at Falcons, 9/18/11
- 21 vs. Redskins, 11/12/1990
- 21 vs. Patriots, 11/4/1973
- 21 at Redskins, 12/3/1967
- 21 vs. Chi. Cardinals [at Minneapolis], 10/25/1959
- 21 vs. NY Giants, 10/4/1959
- 21 vs. Redskins, 11/28/1954
- 21 vs. NY Bulldogs, 11/20/1949

### Most Allowed in 3rd Quarter

- 28 vs. Redskins, 10/1/1955
- 23 at Giants, 10/21/1951

### Most Scored Both Teams 3rd Quarter

- 42 vs. Redskins, 10/1/1955, [E-14, R-28]
- 35 at Redskins, 12/3/1967, [E-21, R-14]
- 34 at Redskins, 11/1/1942, [E-14, R-20]

### Most Scored in 4th Quarter

- 28 at NY Giants, 12/19/2010
- 28 vs. Lions, 12/8/2013
- 26 at Saints, 1/3/1993
- 24 vs. Baltimore Colts, 11/15/1953
- 23 at 49ers, 10/12/2008

### Most Allowed in 4th Quarter

- 28 vs. 49ers, 9/24/1989
- 28 vs. Vikings, 12/1/1985
- 28 vs. Chicago Cardinals, 12/7/1947
- 28 vs. Bears, 11/30/1941

### Most Scored Both Teams 4th Quarter

- 42 vs. Chicago Cardinals, 12/7/1947, [E-14, C-28]
- 38 vs. 49ers, 9/24/1989, [E-10, S-28]
- 37 vs. NY Giants, 9/27/2017, [E-13, G-24]
- 37 at Arizona Cardinals, 11/24/1996, [E-17, A-20]

### Most Scored in 2nd Half

- 35 at NY Giants, 12/19/2010
- 35 at St. Louis Cardinals, 11/8/1981
- 34 vs. Jaguars, 9/7/2014
- 34 vs. Lions, 12/8/2013
- 32 [three times] last vs. Falcons, 10/1/2000

### Most Allowed in 2nd Half

- 49 vs. Bears, 11/30/1941
- 42 vs. Chicago Cardinals, 12/7/1947
- 34 at Oakland Raiders, 10/17/1971
- 31 [seven times] last at Broncos 9/29/13

# SINGLE-GAME TEAM RECORDS



## Most Scored Both Teams 2nd Half

- 56 vs. Chicago Cardinals, 12/7/1947, [E-14, C-42]
- 52 at Vikings, 12/15/2013, [E-21, V-31]
- 52 vs. Redskins, 10/1/1955, [E-21, R-31]
- 50 vs. Lions, 12/30/1995, [E-20, D-30]
- 49 vs. Bears, 11/30/1941, [E-0, B-49]
- 49 vs. Redskins, 9/28/47, [E-21, R-28]

## Most Decisive Victory

- 64 Eagles 64, Cincinnati Reds 0, 11/6/34
- 45 (three times) last vs. Boston Yanks [E-45, Y-0], 11/14/48

## Most Decisive Loss

- 56 Giants 56, Eagles 0, 10/15/33
- 52 Giants 62, Eagles 10, 11/26/72

## TOUCHDOWNS

### Most Scored

- 10 vs. Cincinnati Reds, 11/6/34
- 8 at Redskins, 11/15/10
- 8 vs. Lions, 9/23/07
- 8 at Cardinals, 10/25/53
- 8 vs. Rams, 10/7/50

### Most Allowed

- 8 (three times) last at Giants, 11/26/72

### Most Scored by Rushing

- 5 at Cowboys, 10/22/61
- 5 vs. Redskins, 10/23/49
- 5 at Redskins, 10/17/48
- 5 vs. Boston Yanks, 12/9/45

### Most Allowed by Rushing

- 6 Packers, 11/11/62

### Most by Passing

- 7 at Raiders, 11/3/13
- 7 at Redskins, 10/17/54

### Most Allowed by Passing

- 5 (12 times) last at Lions, 11/26/15

## KICKING

### Most Field Goals Made

- 6 at Oilers, 11/12/72
- 5 (five times) last vs. Titans, 11/23/14

### Most Field Goals Allowed

- 5 (seven times) last vs. Giants, 10/27/13

## TOTAL YARDS

### Most Yards Gained

- 592 at Redskins, 11/15/10 (332 passing, 260 rushing)
- 583 vs. 49ers, 9/18/05 (443 passing, 140 rushing)
- 582 at Browns, 11/7/65 (352 passing, 230 rushing)
- 575 vs. Redskins, 11/21/48 (199 passing, 376 rushing)
- 574 vs. Colts, 11/15/81 (339 passing, 235 rushing)

### Fewest Yards Gained

- 23 at Lions, 9/20/35
- 54 vs. Packers, 11/11/62

### Most Yards Allowed

- 652 at Cowboys, 10/9/66 (440 passing, 212 rushing)

### Fewest Yards Allowed

- 29 vs. Brooklyn Dodgers, 12/3/44

## FIRST DOWNS

### Most, Total

- 34 vs. Saints 10/11/15
- 34 vs. Colts, 11/15/81
- 33 vs. Vikings, 11/11/01
- 32 vs. Cardinals, 11/27/08; at Redskins, 9/17/89; at Chicago Cardinals, 10/25/53; and at Redskins, 12/2/51

### Most Allowed, Total

- 37 vs. Packers, 11/11/62

### Fewest Allowed, Total

- 1 at NY Bulldogs, 9/22/49; vs. Brooklyn Dodgers, 10/1/39; at Browns, 12/3/50
- 2 vs. Brooklyn Dodgers, 11/11/34

### Most by Rushing

- 25 at Redskins, 12/2/51

### Most Allowed by Rushing

- 21 vs. Packers, 11/11/62 and vs. Browns, 12/13/59

### Fewest Allowed by Rushing

- 0 (7 times) last vs. Cardinals, 11/27/08

### Most by Passing

- 24 at Redskins, 9/17/89
- 22 at Redskins, 12/20/14
- 22 at Chargers, 11/15/09
- 22 at Chiefs, 10/2/05

### Most Allowed by Passing

- 22 vs. Chargers, 9/15/13
- 22 at Cardinals, 12/13/64
- 21 (3 times) last vs. Rams, 10/5/14

### Fewest Allowed by Passing

- 0 (8 times) last at Browns, 12/3/50

### Most by Penalty

- 8 at Bears, 11/3/02
- 8 vs. Lions, 12/2/79

### Most Allowed by Penalty

- 6 (seven times) last at Cowboys, 11/8/15

## RUSHING

### Most Attempts

- 64 at Redskins, 12/2/51
- 64 at Baltimore Colts, 10/15/50
- 64 vs. Los Angeles Rams, 11/6/49
- 64 at Redskins, 11/28/43

### Most Attempts Allowed

- 67 at Lions, 9/20/35

### Most Yards Gained

- 376 vs. Redskins, 11/21/48

### Fewest Yards Gained

- 36 at Bears, 11/19/39
- 23 vs. Lions, 11/17/40

### Most Yards Allowed

- 370 at Lions, 9/20/35

### Fewest Yards Allowed

- 33 vs. Brooklyn Dodgers, 10/2/43
- 26 at Boston Yanks, 12/8/46
- 10 vs. Boston Yanks, 10/22/44
- 13 vs. Brooklyn Tigers, 12/3/44
- 14 vs. Redskins, 9/28/47

# SINGLE-GAME TEAM RECORDS



## PASSING

### Most Attempts

- 62 at Cardinals, 10/26/14
- 62 at Bears, 10/2/89
- 61 vs. Titans, 11/19/06
- 60 at Bengals, 12/4/16
- 60 at Redskins, 12/1/40

### Fewest Attempts

- 3 vs. Steelers, 12/1/46

### Most Attempts Allowed

- 63 vs. Giants, 12/22/16
- 63 at 49ers, 11/25/02
- 58 at Jets, 9/27/15
- 57 at Patriots, 12/6/15
- 56 at Vikings, 12/3/78

### Fewest Attempts Allowed

- 0 at Browns, 12/3/50
- 1 at NY Bulldogs, 9/22/49; at Cardinals, 11/8/36

### Most Completions

- 37 vs. Redskins, 12/26/15
- 37 at Redskins, 12/20/14
- 36 at Bengals, 12/4/16
- 36 at Falcons, 9/14/15
- 36 at Cardinals, 10/26/14

### Fewest Completions

- 0 at Redskins, 10/18/36

### Most Completions Allowed

- 38 vs. Giants, 12/22/16
- 37 vs. Vikings, 9/20/04
- 36 at 49ers, 11/25/02
- 35 at Jets, 9/27/15
- 34 (two times) last at Patriots, 11/25/07

### Fewest Completions Allowed

- 0 at Browns, 12/3/50
- 0 vs. NY Bulldogs, 9/22/49
- 0 at Chicago Cardinals, 11/8/36
- 0 vs. Brooklyn Dodgers, 11/29/36
- 0 vs. Cincinnati Reds, 11/6/34

### Most Yards Gained (gross)

- 486 vs. Giants, 11/8/53
- 464 vs. Packers, 12/5/04

### Fewest Yards Gained (gross)

- 0 at Boston Redskins, 10/18/36

### Most Yards Allowed (gross)

- 447 at Cowboys, 10/9/66
- 446 vs. Lions, 9/23/07

### Fewest Yards Allowed (gross)

- 0 at Browns, 12/3/50, at NY Bulldogs, 9/22/49, at Cardinals, 11/8/36, and vs. Cincinnati Reds, 11/6/34

## PENALTIES

### Most Penalties

- 19 vs. Oilers, 10/2/88
- 16 at Seahawks, 12/13/92
- 16 at Giants, 12/3/89

### Fewest Penalties

- 0 many times; last vs. Cowboys, 12/28/08

### Most Penalties by Opponent

- 22 vs. Bears, 11/26/44

### Fewest Penalties by Opponent

- 0 many times; last at Jets, 10/14/07

### Most Yards Penalized

- 191 at Seahawks, 12/13/92
- 171 vs. Saints, 11/23/03

### Fewest Yards Penalized

- 0 many times; last vs. Cowboys, 12/28/08

### Most Yards Opponent Penalized

- 170 vs. Bears, 11/26/44

### Fewest Yards Opponent Penalized

- 0 many times; last at Jets, 10/14/07

### Most Penalties, Both Teams

- 31 Eagles 19, Houston Oilers 12 (at Phil.), 10/2/88
- 28 Eagles 13, St. Louis Rams 15 (at StL), 12/18/05

### Fewest Penalties, Both Teams

- 1 Eagles 1, Brooklyn Dodgers 0 (at Phil.), 10/1/39
- 1 Eagles 1, Chicago Cardinals 0 (at Chi.), 11/10/35
- 1 Eagles 1, Brooklyn Dodgers 0 (at Phil.), 11/11/34

### Most Yards Penalized, Both Teams

- 272 Eagles 171, Saints 101 (at Phil.), 11/23/03
- 262 Eagles 157, Chicago Cardinals 105 (at Chi.), 11/30/52

### Fewest Yards Penalized, Both Teams

- 5 Eagles 5, Pittsburgh Steelers 0 (at Phil.), 10/24/65
- 5 Eagles 5, Brooklyn Dodgers 0 (at Phil.), 10/1/39
- 5 Eagles 5, Chicago Cardinals 0 (at Chi.), 11/10/35
- 5 Eagles 5, Brooklyn Dodgers 0 (at Phil.), 11/11/34

## FUMBLES

### Most Committed

- 10 vs. Giants, 10/9/43

### Most Lost

- 6 at Redskins, 11/6/55
- 6 at Boston Yanks, 12/8/46
- 6 vs. Steelers, 10/7/34

### Most Committed by Opponent

- 8 Packers (at Phil.), 12/1/74
- 7 (six times) last by Giants (at NY), 12/28/02

### Most Fumbles Lost by Opponent

- 6 Giants (at NY), 11/17/68
- 6 NY Bulldogs (at Phil.), 11/20/49
- 5 (six times) last by Oilers (at Hou.), 12/2/91

## INTERCEPTIONS

### Most Thrown

- 7 vs. Cowboys, 9/26/71
- 7 at Boston Redskins, 11/3/35
- 6 (six times) last vs. Cardinals, 10/21/56

### Most Intercepted

- 9 at Steelers, 12/12/65
- 8 at Cardinals, 9/24/50
- 7 at Redskins, 12/21/75

## TOTAL TURNOVERS

### Most Committed

- 9 at Bears, 10/12/47

### Most Forced by Defense

- 12 at Steelers, 12/12/65 (9 INTs, 3 fumble rec.)
- 12 at Cardinals, 9/24/50 (8 INTs, 4 fumble rec.)

# SINGLE-GAME TEAM RECORDS



## PUNTS

---

### Most Punts

15 at Giants, 12/6/87  
12 vs. Giants, 12/12/54. at Packers, 11/2/52. vs. Redskins,  
10/4/42

### Fewest Punts

0 (four times) last vs. Colts, 11/15/81

## PUNT RETURNS

---

### Most Punt Returns

12 at Browns, 12/3/50

### Most Punt Returns by Opponent

9 (five times) last at Cardinals, 12/24/05

### Most Yards Punt Returns

148 at Boston Yanks, 12/8/46

### Most Yards Punt Returns Allowed

147 vs. Cardinals, 10/2/66

## KICKOFF RETURNS

---

### Most Kickoff Returns

9 at Giants, 11/26/72

9 at Giants, 11/10/46

### Most Kickoff Returns Allowed

9 (six times) last vs. Cardinals, 11/27/08

### Most Yards Kickoff Returns

261 vs. Cowboys, 11/6/66

253 at Cardinals, 11/24/96

235 vs. Cardinals, 9/19/65

### Most Yards Kickoff Returns by Opponent

256 at Browns, 11/7/65

## SACKS

---

### Most Sacks Recorded

11 at Cowboys, 9/15/91

10 vs. Lions, 9/23/07

9 vs. Panthers, 11/10/14

9 at Dolphins, 12/11/11

9 vs. Steelers, 9/21/08

9 at Falcons, 12/16/84

### Most Sacks Allowed

12 at Giants, 9/30/07

11 vs. Bears, 10/4/87

11 at Raiders, 11/30/86

11 vs. Lions, 11/16/86

11 at Cardinals, 12/18/83



# ALL-TIME TEAM HIGHS AND LOWS



## EAGLES HIGHS

64	vs. Cin.	11/6/34
10	vs. Cin.	11/6/34
5	{4x} last at Dal.	10/22/61
7	{2x} last at Oak.	11/3/13
7	{2x} last at Hou.	11/12/72
6	at Hou.	11/12/72
34	{2x } last vs. NO	10/11/15
25	at Was.	12/2/51
24	at Was.	9/17/89
592	at Was.	11/15/10
64	{3x} last at Was.	12/2/51
376	vs. Was.	11/21/48
460	vs. NYG	11/8/53
12	at NYG	9/30/07
486	vs. NYG	11/8/53
62	{2x} last at Ari.	10/26/14
37	last vs. Was.	12/26/15
7	{2x} last vs. Dal.	9/26/71
9	at Chi.	10/12/47
10	vs. NYG	10/9/43
6	{3x} last at Was.	11/6/55
15	at NYG	12/6/87
60.0	{2x} last at Min.	10/28/62
19	vs. Hou.	10/2/88
191	at Sea.	12/13/92

## CATEGORY

POINTS  
TOUCHDOWNS  
RUSHING TDS  
PASSING TDS  
FIELD GOALS ATTEMPTED  
FIELD GOALS MADE  
TOTAL FIRST DOWNS  
RUSHING FIRST DOWNS  
PASSING FIRST DOWNS  
TOTAL NET YARDS  
RUSHING ATTEMPTS  
NET YARDS RUSHING  
NET YARDS PASSING  
QB SACKS ALLOWED  
GROSS YARDS PASSING  
PASS ATTEMPTS  
PASS COMPLETIONS  
INTERCEPTIONS THROWN  
TOTAL TURNOVERS  
FUMBLES BY  
FUMBLES LOST  
PUNTS  
PUNTING AVERAGE  
PENALTIES  
YARDS PENALIZED

## EAGLES LOWS

0	last at Dal.	1/3/10
0	last vs. Dal.	10/20/13
0	last at Car.	10/12/17
0	last at Bal.	12/18/16
0	last at Sea.	11/20/16
0	last at Cin.	12/4/16
2	{5x} last vs. Was.	10/24/37
0	{7x} last at Dal.	10/9/05
0	{2x} last vs. NYG	10/5/57
23	at Det.	9/20/35
9	{4x} last at Dal.	10/9/05
-36	at Chi.	11/19/39
-13	vs. NYG	12/11/77
0	last vs. NYG	12/22/16
0	at Boston Redskins	10/18/36
3	vs. Pit.	12/1/46
0	at Bos.	10/18/36
0	last at Car.	10/12/17
0	last at LAC	10/1/17
0	last vs. Ari.	10/8/17
0	last vs. Ari.	10/8/17
0	last vs. Bal.	11/15/81
0.0	last vs. Bal.	11/15/81
0	{16x} last vs. Dal.	12/28/08
0	{16x} last vs. Dal.	12/28/08

## OPPONENTS HIGHS

62	at NYG	11/26/72
8	{3x} last at NYG	11/26/72
6	vs. GB	11/11/62
5	{12x} last last at Det.	11/26/15
7	at NO	11/30/69
5	{7x} last vs. NYG	10/27/13
37	vs. GB	11/11/62
21	{2x} last vs. GB	11/11/62
22	at StL	12/13/64
652	at Dal.	10/9/66
67	at Det.	9/20/35
370	at Det.	9/20/35
440	at Dal.	10/9/66
11	at Dal.	9/15/91
447	at Dal.	10/9/66
63	at SF	11/25/02
37	vs. Min.	9/20/04
9	at Pit.	12/12/65
12	{2x} last at Pit.	12/12/65
8	vs. GB	12/1/74
6	{2x} last at NYG	11/17/68
15	at Was.	11/5/39
69.0	at Was.	12/27/03
22	vs. Chi.	11/26/44
170	vs. Chi.	11/26/44

## CATEGORY

POINTS  
TOUCHDOWNS  
RUSHING TDS  
PASSING TDS  
FIELD GOALS ATTEMPTED  
FIELD GOALS MADE  
TOTAL FIRST DOWNS  
RUSHING FIRST DOWNS  
PASSING FIRST DOWNS  
TOTAL NET YARDS  
RUSHING ATTEMPTS  
NET YARDS RUSHING  
NET YARDS PASSING  
QB SACKS ALLOWED  
GROSS YARDS PASSING  
PASS ATTEMPTS  
PASS COMPLETIONS  
INTERCEPTIONS THROWN  
TOTAL TURNOVERS  
FUMBLES BY  
FUMBLES LOST  
PUNTS  
PUNTING AVERAGE  
PENALTIES  
YARDS PENALIZED

## OPPONENTS LOWS

0	last vs. NYG	10/12/14
0	last vs. Pit.	9/25/16
0	last vs. Ari.	10/8/17
0	last vs. Pit.	9/25/16
0	last at NYG	11/6/16
0	last vs. Ari.	10/8/17
1	{3x} last at Cle.	12/3/50
0	{6x} last vs. Ari.	11/27/08
0	{8x} last at Cle.	12/3/50
29	vs. Brooklyn	12/3/44
10	{2x} last vs. Ari.	11/27/08
-33	vs. Brooklyn	10/2/43
	NA	
0	last vs. NYG	9/24/17
0	{4x} last at Cle.	12/3/50
0	at Cle.	12/3/50
0	{5x} last at Cle.	12/3/50
0	last vs. Ari.	10/8/17
0	last at KC	9/17/17
0	last vs. NYG	9/24/17
0	last at Car.	10/12/17
0	last at Pit.	11/7/04
	NA	
0	{11x} last at NYJ	10/14/07
0	{11x} last at NYJ	10/14/07

**WEEK 6 / THROUGH MONDAY, OCTOBER 16, 2017**

<b>OFFENSE</b>	<b>K.C.</b>	<b>Oak.</b>	<b>T.B.</b>	<b>Buff.</b>	<b>Car.</b>	<b>Chi.</b>	<b>Tenn.</b>	<b>Clev.</b>
GAMES (Won-Lost)	5-1	2-4	2-3	3-2	4-2	2-4	3-3	0-6
FIRST DOWNS	128	91	109	81	124	111	111	119
Rushing	35	27	20	28	43	42	35	35
Passing	82	57	80	48	70	54	64	62
Penalty	11	7	9	5	11	15	12	22
YDS GAINED (tot)	2322	1670	1910	1358	1941	1841	2016	1850
Avg per Game	387.0	278.3	382.0	271.6	323.5	306.8	336.0	308.3
RUSHING (net)	809	562	412	533	573	816	792	580
Avg per Game	134.8	93.7	82.4	106.6	95.5	136.0	132.0	96.7
Rushes	152	131	107	158	170	186	165	139
Yards per Rush	5.3	4.3	3.9	3.4	3.4	4.4	4.8	4.2
PASSING (net)	1513	1108	1498	825	1368	1025	1224	1270
Avg per Game	252.2	184.7	299.6	165.0	228.0	170.8	204.0	211.7
Passes Att.	192	182	197	136	204	183	184	234
Completed	140	119	121	85	129	115	114	127
Pct Completed	72.9	65.4	61.4	62.5	63.2	62.8	62.0	54.3
Yards Gained	1637	1189	1549	910	1493	1133	1260	1368
Sacked	20	13	8	18	17	13	11	18
Yards Lost	124	81	51	85	125	108	36	98
Had intercepted	0	5	5	2	8	6	6	14
Yards Opp Ret	0	22	87	62	80	77	73	223
Opp TDs on Int	0	0	0	0	0	1	2	1
PUNTS	25	27	21	28	21	33	29	32
Avg Yards	44.8	52.7	44.4	45.9	44.7	47.1	51.5	48.9
PUNT RETURNS	15	11	7	10	16	16	13	17
Avg Return	10.0	5.0	10.3	9.8	7.6	8.1	11.0	6.4
Returned for TD	1	0	0	0	0	0	0	0
KICKOFF RETURNS	16	12	6	6	10	19	12	7
Avg Return	24.2	26.8	22.0	21.8	19.7	20.8	20.0	21.1
Returned for TD	0	0	0	0	0	0	0	0
PENALTIES	49	33	33	34	25	43	38	46
Yards Penalized	428	302	209	289	219	333	374	399
FUMBLES BY	8	9	6	4	7	16	3	8
Fumbles Lost	1	2	1	0	2	8	3	2
Opp Fumbles	9	8	7	8	7	5	10	7
Opp Fum Lost	3	5	4	2	3	4	3	3
POSS. TIME (avg)	31:26	27:39	27:36	28:40	32:58	30:26	29:43	29:07
TOUCHDOWNS	20	14	15	8	12	13	14	12
Rushing	6	5	3	1	3	4	9	4
Passing	12	9	10	6	9	8	5	7
Returns	2	0	2	1	0	1	0	1
EXTRA-PT KICKS	18/18	13/14	8/10	8/8	11/12	11/11	14/14	11/11
2-PT CONVERSIONS	0/2	0/0	1/5	0/0	0/0	1/1	0/0	1/1
FIELD GOALS/FGA	13/14	9/9	6/11	11/12	15/16	4/6	16/17	3/6
POINTS SCORED	177	124	118	89	128	105	146	94

<b>DEFENSE</b>	<b>K.C.</b>	<b>Oak.</b>	<b>T.B.</b>	<b>Buff.</b>	<b>Car.</b>	<b>Chi.</b>	<b>Tenn.</b>	<b>Clev.</b>
POINTS ALLOWED	130	126	121	74	122	148	164	157
OPP FIRST DOWNS	134	111	114	94	102	109	129	113
Rushing	44	36	25	29	26	31	33	27
Passing	75	71	78	54	70	64	88	75
Penalty	15	4	11	11	6	14	8	11
OPP YARDS GAINED	2269	2099	2017	1612	1680	1816	2022	1864
Avg per Game	378.2	349.8	403.4	322.4	280.0	302.7	337.0	310.7
OPP RUSHING(net)	784	703	509	438	500	626	635	506
Avg per Game	130.7	117.2	101.8	87.6	83.3	104.3	105.8	84.3
Rushes	164	179	139	122	126	155	169	166
Yards per Rush	4.8	3.9	3.7	3.6	4.0	4.0	3.8	3.0
OPP PASSING(net)	1485	1396	1508	1174	1180	1190	1387	1358
Avg per Game	247.5	232.7	301.6	234.8	196.7	198.3	231.2	226.3
Passes Att.	202	183	189	189	199	200	213	183
Completed	108	126	134	116	134	126	129	131
Pct Completed	53.5	68.9	70.9	61.4	67.3	63.0	60.6	71.6
Sacked	15	11	6	12	20	16	8	13
Yards Lost	85	60	36	70	116	105	58	86
INTERCEPTED BY	5	0	4	8	1	2	4	4
Yards Returned	51	0	110	90	23	142	31	89
Returned for TD	0	0	1	0	0	1	0	1
OPP PUNT RETURNS	7	16	6	15	6	15	15	21
Avg return	11.3	6.4	10.2	5.9	4.8	15.6	6.1	10.1
OPP KICKOFF RET	11	5	5	11	2	9	13	6
Avg return	20.9	22.8	22.8	26.2	22.5	30.8	28.6	12.2
OPP TOUCHDOWNS	15	12	14	6	13	16	19	20
Rushing	5	4	4	4	3	5	3	4
Passing	10	7	10	2	10	8	13	14
Returns	0	1	0	0	0	3	3	2

**WEEK 6 / THROUGH MONDAY, OCTOBER 16, 2017**

<b>OFFENSE</b>	<b>N.O.</b>	<b>G.B.</b>	<b>Jax</b>	<b>Ind.</b>	<b>Ariz.</b>	<b>LA-R</b>	<b>NY-J</b>	<b>Miami</b>
GAMES (Won-Lost)	3-2	4-2	3-3	2-4	3-3	4-2	3-3	3-2
FIRST DOWNS	101	128	117	103	127	116	99	80
Rushing	30	32	44	33	21	34	25	21
Passing	66	82	59	59	88	71	65	49
Penalty	5	14	14	11	18	11	9	10
YDS GAINED (tot)	1861	1910	2013	1807	2136	2159	1912	1214
Avg per Game	372.2	318.3	335.5	301.2	356.0	359.8	318.7	242.8
RUSHING (net)	569	530	995	585	419	696	631	437
Avg per Game	113.8	88.3	165.8	97.5	69.8	116.0	105.2	87.4
Rushes	130	133	201	169	135	172	148	124
Yards per Rush	4.4	4.0	5.0	3.5	3.1	4.0	4.3	3.5
PASSING (net)	1292	1380	1018	1222	1717	1463	1281	777
Avg per Game	258.4	230.0	169.7	203.7	286.2	243.8	213.5	155.4
Passes Att.	183	227	172	182	249	187	195	167
Completed	126	147	97	107	154	113	137	101
Pct Completed	68.9	64.8	56.4	58.8	61.8	60.4	70.3	60.5
Yards Gained	1321	1542	1068	1337	1856	1524	1405	857
Sacked	4	23	10	18	21	9	19	10
Yards Lost	29	162	50	115	139	61	124	80
Had intercepted	2	6	5	5	6	3	6	5
Yards Opp Ret	2	123	50	140	154	34	16	28
Opp TDs on Int	1	1	0	3	1	0	0	0
PUNTS	19	27	33	33	30	23	30	27
Avg Yards	48.8	45.6	42.7	46.2	47.3	46.9	47.2	46.9
PUNT RETURNS	8	9	6	12	10	16	14	15
Avg Return	7.5	9.2	2.2	3.2	2.9	4.8	6.4	6.5
Returned for TD	0	0	0	0	0	0	0	0
KICKOFF RETURNS	11	4	7	13	11	16	10	10
Avg Return	20.0	20.8	19.1	24.5	20.3	30.6	20.1	21.0
Returned for TD	0	0	0	0	0	1	0	0
PENALTIES	33	43	44	40	42	40	45	33
Yards Penalized	286	358	364	333	348	333	422	229
FUMBLES BY	5	5	5	13	7	15	12	4
Fumbles Lost	1	2	1	4	3	8	5	1
Opp Fumbles	8	9	9	6	5	10	5	8
Opp Fum Lost	2	7	6	1	0	3	2	3
POSS. TIME (avg)	30:17	29:50	30:45	29:23	29:49	29:11	30:09	29:23
TOUCHDOWNS	16	19	18	12	13	18	11	6
Rushing	3	4	6	8	3	6	4	0
Passing	10	14	8	3	9	8	7	5
Returns	3	1	4	1	1	4	0	1
EXTRA-PT KICKS	16/16	15/17	15/17	9/11	11/11	18/18	10/10	4/6
2-PT CONVERSIONS	0/0	0/2	0/1	0/1	0/1	0/0	0/1	0/0
FIELD GOALS/FGA	11/14	6/6	11/15	12/13	10/14	17/18	11/13	7/7
POINTS SCORED	145	147	156	119	119	179	109	61

<b>DEFENSE</b>	<b>N.O.</b>	<b>G.B.</b>	<b>Jax</b>	<b>Ind.</b>	<b>Ariz.</b>	<b>LA-R</b>	<b>NY-J</b>	<b>Miami</b>
POINTS ALLOWED	116	135	110	195	158	138	130	84
OPP FIRST DOWNS	99	122	107	131	112	112	125	95
Rushing	29	40	38	33	29	35	40	19
Passing	61	72	59	85	74	68	66	66
Penalty	9	10	10	13	9	9	19	10
OPP YARDS GAINED	1846	1957	1870	2460	2044	2101	2148	1577
Avg per Game	369.2	326.2	311.7	410.0	340.7	350.2	358.0	315.4
OPP RUSHING(net)	504	719	874	685	542	837	833	402
Avg per Game	100.8	119.8	145.7	114.2	90.3	139.5	138.8	80.4
Rushes	117	173	168	168	163	174	181	115
Yards per Rush	4.3	4.2	5.2	4.1	3.3	4.8	4.6	3.5
OPP PASSING(net)	1342	1238	996	1775	1502	1264	1315	1175
Avg per Game	268.4	206.3	166.0	295.8	250.3	210.7	219.2	235.0
Passes Att.	184	189	198	217	217	194	210	170
Completed	121	124	115	136	134	119	124	123
Pct Completed	65.8	65.6	58.1	62.7	61.8	61.3	59.0	72.4
Sacked	16	11	23	12	11	20	7	12
Yards Lost	111	92	138	71	78	117	37	62
INTERCEPTED BY	7	4	10	7	6	7	7	1
Yards Returned	75	49	192	127	134	197	110	15
Returned for TD	2	1	2	1	1	2	0	0
OPP PUNT RETURNS	11	11	8	8	19	10	14	10
Avg return	12.5	3.5	12.5	4.5	14.5	3.2	7.8	9.4
OPP KICKOFF RET	9	10	8	11	10	8	7	9
Avg return	25.2	23.8	27.0	18.5	22.2	20.4	20.7	18.0
OPP TOUCHDOWNS	13	15	11	21	19	16	17	9
Rushing	2	5	5	8	4	8	5	3
Passing	9	8	4	9	13	8	11	6
Returns	2	2	2	4	2	0	1	0

**WEEK 6 / THROUGH MONDAY, OCTOBER 16, 2017**

<b>OFFENSE</b>	<b>Balt.</b>	<b>Minn.</b>	<b>Cin.</b>	<b>Pitt.</b>	<b>Dal.</b>	<b>S.F.</b>	<b>Denv.</b>	<b>LA-C</b>
GAMES (Won-Lost)	3-3	4-2	2-3	4-2	2-3	0-6	3-2	2-4
FIRST DOWNS	106	118	90	123	101	113	105	124
Rushing	41	33	25	41	35	30	34	26
Passing	56	70	55	71	58	73	60	83
Penalty	9	15	10	11	8	10	11	15
YDS GAINED (tot)	1735	2136	1555	2098	1781	1928	1777	2071
Avg per Game	289.2	356.0	311.0	349.7	356.2	321.3	355.4	345.2
RUSHING (net)	777	703	420	644	620	569	618	474
Avg per Game	129.5	117.2	84.0	107.3	124.0	94.8	123.6	79.0
Rushes	179	173	133	165	133	136	147	132
Yards per Rush	4.3	4.1	3.2	3.9	4.7	4.2	4.2	3.6
PASSING (net)	958	1433	1135	1454	1161	1359	1159	1597
Avg per Game	159.7	238.8	227.0	242.3	232.2	226.5	231.8	266.2
Passes Att.	194	203	159	220	179	241	180	230
Completed	122	134	104	137	112	138	110	141
Pct Completed	62.9	66.0	65.4	62.3	62.6	57.3	61.1	61.3
Yards Gained	1039	1516	1220	1521	1192	1490	1282	1633
Sacked	12	9	15	10	7	18	17	7
Yards Lost	81	83	85	67	31	131	123	36
Had intercepted	8	1	6	8	4	5	6	5
Yards Opp Ret	183	14	95	149	151	74	108	38
Opp TDs on Int	1	0	0	2	2	0	1	0
PUNTS	33	26	26	28	20	32	18	28
Avg Yards	46.1	41.8	46.9	41.5	43.9	44.8	45.7	49.9
PUNT RETURNS	14	11	24	12	8	12	15	12
Avg Return	13.8	6.8	9.2	5.1	7.6	11.5	9.7	6.3
Returned for TD	1	0	0	0	0	0	0	0
KICKOFF RETURNS	9	13	8	9	7	13	8	10
Avg Return	31.9	25.5	23.9	14.9	23.3	20.2	28.6	18.7
Returned for TD	1	0	0	0	0	0	0	0
PENALTIES	43	39	37	48	33	56	32	42
Yards Penalized	347	378	316	409	310	425	288	315
FUMBLES BY	8	8	8	5	4	5	9	5
Fumbles Lost	4	5	5	2	3	2	3	2
Opp Fumbles	9	6	3	11	5	12	1	9
Opp Fum Lost	5	1	0	3	2	4	0	2
POSS. TIME (avg)	29:48	30:18	30:15	32:12	29:45	26:25	32:00	27:45
TOUCHDOWNS	12	13	9	12	15	10	12	14
Rushing	4	5	1	4	4	5	3	4
Passing	5	8	7	7	11	5	8	10
Returns	3	0	1	1	0	0	1	0
EXTRA-PT KICKS	10/10	11/13	9/9	11/11	14/14	8/9	12/12	14/14
2-PT CONVERSIONS	1/2	0/0	0/0	0/1	0/1	0/1	0/0	0/0
FIELD GOALS/FGA	10/12	11/12	7/8	11/13	7/7	15/16	8/13	6/10
POINTS SCORED	114	122	84	118	125	113	108	116

<b>DEFENSE</b>	<b>Balt.</b>	<b>Minn.</b>	<b>Cin.</b>	<b>Pitt.</b>	<b>Dal.</b>	<b>S.F.</b>	<b>Denv.</b>	<b>LA-C</b>
POINTS ALLOWED	124	103	83	102	132	146	97	131
OPP FIRST DOWNS	113	110	86	97	110	142	72	118
Rushing	43	21	26	36	33	45	13	48
Passing	56	77	45	53	64	80	53	60
Penalty	14	12	15	8	13	17	6	10
OPP YARDS GAINED	1985	1773	1314	1632	1699	2251	1309	2031
Avg per Game	330.8	295.5	262.8	272.0	339.8	375.2	261.8	338.5
OPP RUSHING(net)	848	472	516	711	590	677	351	915
Avg per Game	141.3	78.7	103.2	118.5	118.0	112.8	70.2	152.5
Rushes	199	146	135	150	128	197	116	182
Yards per Rush	4.3	3.2	3.8	4.7	4.6	3.4	3.0	5.0
OPP PASSING(net)	1137	1301	798	921	1109	1574	958	1116
Avg per Game	189.5	216.8	159.6	153.5	221.8	262.3	191.6	186.0
Passes Att.	179	206	162	187	183	214	163	180
Completed	96	130	93	113	120	139	104	116
Pct Completed	53.6	63.1	57.4	60.4	65.6	65.0	63.8	64.4
Sacked	16	16	18	20	16	14	13	18
Yards Lost	86	111	110	145	143	88	62	126
INTERCEPTED BY	9	7	4	5	2	4	4	4
Yards Returned	102	84	94	38	25	66	126	41
Returned for TD	0	0	1	0	0	0	1	0
OPP PUNT RETURNS	13	8	16	9	8	14	7	17
Avg return	6.2	4.0	9.6	9.4	5.6	1.7	9.1	8.8
OPP KICKOFF RET	11	15	7	13	10	5	5	15
Avg return	19.4	20.3	21.4	22.4	24.7	25.8	25.2	24.3
OPP TOUCHDOWNS	14	9	8	12	15	14	10	14
Rushing	4	1	3	6	2	5	0	5
Passing	9	8	5	4	11	9	9	9
Returns	1	0	0	2	2	0	1	0



**WEEK 6 / THROUGH MONDAY, OCTOBER 16, 2017**

<b>OFFENSE</b>	<b>Sea.</b>	<b>NY-G</b>	<b>Atl.</b>	<b>N.E.</b>	<b>Wash.</b>	<b>Phil.</b>	<b>Hou.</b>	<b>Det.</b>
GAMES (Won-Lost)	3-2	1-5	3-2	4-2	3-2	5-1	3-3	3-3
FIRST DOWNS	94	102	107	145	95	130	131	108
Rushing	28	24	35	35	25	41	37	22
Passing	60	72	65	92	65	77	74	76
Penalty	6	6	7	18	5	12	20	10
YDS GAINED (tot)	1688	1898	1892	2472	1871	2299	2063	1788
Avg per Game	337.6	316.3	378.4	412.0	374.2	383.2	343.8	298.0
RUSHING (net)	546	537	603	613	614	795	826	504
Avg per Game	109.2	89.5	120.6	102.2	122.8	132.5	137.7	84.0
Rushes	135	132	126	153	149	182	188	143
Yards per Rush	4.0	4.1	4.8	4.0	4.1	4.4	4.4	3.5
PASSING (net)	1142	1361	1289	1859	1257	1504	1237	1284
Avg per Game	228.4	226.8	257.8	309.8	251.4	250.7	206.2	214.0
Passes Att.	179	221	170	233	158	207	187	225
Completed	111	148	112	153	105	126	114	136
Pct Completed	62.0	67.0	65.9	65.7	66.5	60.9	61.0	60.4
Yards Gained	1222	1466	1357	1959	1334	1584	1359	1428
Sacked	13	16	10	16	8	16	21	23
Yards Lost	80	105	68	100	77	80	122	144
Had intercepted	4	5	6	2	2	3	5	4
Yards Opp Ret	98	33	141	2	15	21	181	120
Opp TDs on Int	0	0	1	0	0	1	1	3
PUNTS	28	34	15	26	21	23	32	32
Avg Yards	44.4	44.7	44.8	42.6	44.6	45.7	50.1	44.1
PUNT RETURNS	8	8	7	10	9	9	14	12
Avg Return	6.1	8.5	10.4	13.2	5.0	16.0	11.9	22.6
Returned for TD	0	0	0	0	0	0	0	2
KICKOFF RETURNS	7	11	10	8	5	6	11	8
Avg Return	23.7	20.7	21.5	19.5	18.6	22.7	22.5	17.6
Returned for TD	0	0	0	0	0	0	0	0
PENALTIES	41	39	32	45	28	45	42	39
Yards Penalized	304	386	293	398	204	453	338	364
FUMBLES BY	6	6	4	7	13	8	6	8
Fumbles Lost	1	1	1	3	7	4	4	4
Opp Fumbles	7	8	4	9	7	7	9	9
Opp Fum Lost	4	3	1	3	3	5	3	5
POSS. TIME (avg)	29:42	28:05	29:43	29:55	31:58	34:23	31:03	30:24
TOUCHDOWNS	12	12	13	19	13	17	21	19
Rushing	2	2	6	6	3	3	3	2
Passing	8	9	6	13	9	13	15	12
Returns	2	1	1	0	1	1	3	5
EXTRA-PT KICKS	9/10	10/10	13/13	17/18	12/13	14/15	15/17	15/15
2-PT CONVERSIONS	1/2	0/2	0/0	1/1	0/0	2/2	2/4	1/4
FIELD GOALS/FGA	9/10	7/9	10/11	13/14	9/11	15/17	10/10	10/12
POINTS SCORED	110	105	121	172	117	165	177	161
<b>DEFENSE</b>	<b>Sea.</b>	<b>NY-G</b>	<b>Atl.</b>	<b>N.E.</b>	<b>Wash.</b>	<b>Phil.</b>	<b>Hou.</b>	<b>Det.</b>
POINTS ALLOWED	87	132	109	159	113	122	147	149
OPP FIRST DOWNS	95	119	100	146	90	110	106	114
Rushing	28	44	27	38	21	22	27	31
Passing	52	67	62	95	58	76	66	73
Penalty	15	8	11	13	11	12	13	10
OPP YARDS GAINED	1650	2231	1562	2644	1580	2035	1863	2031
Avg per Game	330.0	371.8	312.4	440.7	316.0	339.2	310.5	338.5
OPP RUSHING(net)	636	741	510	695	440	394	643	566
Avg per Game	127.2	123.5	102.0	115.8	88.0	65.7	107.2	94.3
Rushes	129	171	120	149	110	105	159	151
Yards per Rush	4.9	4.3	4.3	4.7	4.0	3.8	4.0	3.7
OPP PASSING(net)	1014	1490	1052	1949	1140	1641	1220	1465
Avg per Game	202.8	248.3	210.4	324.8	228.0	273.5	203.3	244.2
Passes Att.	177	227	188	235	179	249	185	209
Completed	101	134	115	156	110	157	115	136
Pct Completed	57.1	59.0	61.2	66.4	61.5	63.1	62.2	65.1
Sacked	11	12	12	14	15	14	15	13
Yards Lost	66	60	101	80	104	93	88	96
INTERCEPTED BY	5	3	2	5	5	6	7	9
Yards Returned	83	64	1	50	37	23	133	192
Returned for TD	1	1	0	0	1	0	2	3
OPP PUNT RETURNS	12	14	5	15	8	10	20	12
Avg return	7.6	13.1	12.6	6.5	8.4	5.6	14.4	6.8
OPP KICKOFF RET	12	12	8	20	7	16	10	13
Avg return	19.4	23.3	20.8	20.1	19.6	21.6	24.8	20.9
OPP TOUCHDOWNS	8	14	11	19	12	14	16	18
Rushing	4	2	2	4	4	4	3	5
Passing	4	11	7	14	6	9	10	9
Returns	0	1	2	1	2	1	3	4

**WEEK 6 / THROUGH MONDAY, OCTOBER 16, 2017**

<b>OFFENSE</b>	<b>NFL/Avg</b>
GAMES (Won-Lost)	---
FIRST DOWNS	110.5
Rushing	31.8
Passing	67.6
Penalty	11.2
YDS GAINED (tot)	1905.4
Avg per Game	335.0
RUSHING (net)	618.8
Avg per Game	108.8
Rushes	150.8
Yards per Rush	4.1
PASSING (net)	1286.6
Avg per Game	226.2
Passes Att.	195.6
Completed	123.0
Pct Completed	62.9
Yards Gained	1376.6
Sacked	14.1
Yards Lost	90.0
Had intercepted	4.9
Yards Opp Ret	81.1
Opp TDs on Int	0.7
PUNTS	26.9
Avg Yards	46.1
PUNT RETURNS	11.9
Avg Return	8.6
Returned for TD	0.1
KICKOFF RETURNS	9.8
Avg Return	22.4
Returned for TD	0.1
PENALTIES	39.4
Yards Penalized	336.1
FUMBLES BY	7.4
Fumbles Lost	3.0
Opp Fumbles	7.4
Opp Fum Lost	3.0
POSS. TIME (avg)	30:00
TOUCHDOWNS	13.9
Rushing	3.9
Passing	8.6
Returns	1.3
EXTRA POINTS(tot)	95%
Kicks Made/2Pt	31%
FIELD GOALS/FGA	10/12
POINTS SCORED	126.4

<b>DEFENSE</b>	<b>NFL/Avg</b>
POINTS ALLOWED	126.4
OPP FIRST DOWNS	110.5
Rushing	31.8
Passing	67.6
Penalty	11.2
OPP YARDS GAINED	1905.4
Avg per Game	335.0
OPP RUSHING(net)	618.8
Avg per Game	108.8
Rushes	150.8
Yards per Rush	4.1
OPP PASSING(net)	1286.6
Avg per Game	226.2
Passes Att.	195.6
Completed	123.0
Pct Completed	62.9
Sacked	14.1
Yards Lost	90.0
INTERCEPTED BY	4.9
Yards Returned	81.1
Returned for TD	0.7
OPP PUNT RETURNS	11.9
Avg return	8.6
OPP KICKOFF RET	9.8
Avg return	22.4
OPP TOUCHDOWNS	13.9
Rushing	3.9
Passing	8.6
Returns	1.3

**WEEK 6 / THROUGH MONDAY, OCTOBER 16, 2017**

TEAM RANKINGS

**National Football League**

**Offense**

**Defense**

	Total	Rush	Pass	Total	Rush	Pass
Ariz.	10T	32	3	22	9	26
Atl.	5	11	6	10	13	12
Balt.	29	7	31	16	30	5
Buff.	31	17	30	13	7	21
Car.	19	22	17	4	5	7
Chi.	26	3	28	6	15	8
Cin.	24	28T	18	2	14	2
Cleve.	25	21	23	8	6	17
Dallas	9	8	13	21	22	16
Denver	12	9	14	*1	2	6
Det.	28	28T	21	18T	10	23
G.B.	22	26	15	14	24	11
Hou.	15	2	24	7	17	10
Ind.	27	20	26	31	19	30
Jax	18	*1	29	9	31	3
K.C.	2	4	7	29	27	24
L.A.-C	14	31	4	18T	32	4
Rams	8	13	10	24	29	13
Miami	32	27	32	11	4	22
Minn.	10T	12	12	5	3	14
N.E.	*1	19	*1	32	20	32
N.O.	7	14	5	26	11	28
Giants	23	25	19	27	25	25
Jets	21	18	22	25	28	15
Oak.	30	24	27	23	21	20
<b>Phil.</b>	<b>3</b>	<b>5</b>	<b>9</b>	<b>20</b>	<b>*1</b>	<b>29</b>
Pitt.	13	16	11	3	23	*1
S.F.	20	23	20	28	18	27
Sea.	16	15	16	15	26	9
T.B.	4	30	2	30	12	31
Tenn.	17	6	25	17	16	19
Wash.	6	10	8	12	8	18

T = Tied for position

\* = League Leader

**WEEK 6 / THROUGH MONDAY, OCTOBER 16, 2017**

**NFL / TEAM/OFFENSE RANK**

Tm	(A)	(B)	(C)	(D)	(E)	(F)	(G)	(H)	(I)	(J)	(K)	(L)	(M)	(N)	(O)	(P)	(Q)
BAL	29	30	7	10	31	31	31	13	26	28	22t	3	1	14	7	24	21t
BUF	31	31	17	29	30	26	7	32	30	16	26t	11	14	15	24	27	13t
CIN	24	22	28t	31	18	11	29	24	24t	24	19t	14	8	10	16	30	18
CLE	25	28	21	15	23	30	32	20	15	31	7	23	16	5	9	31	32
DEN	12	18	9	13	14	21	26	25	9	9t	26t	12	3	16	17	16	29
HOU	15	17	2	6	24	20	18	31	2	19	6	5	12	3	15	2t	1t
IND	27	25	20	28	26	17	19t	27	27	20	26t	30	6	13	4	20t	12
JAC	18	16	1	2	29	24	21	9	17	29	1t	32	28	29	27	8	26
KC	2	1	4	1	7	6	1	30	6t	6	26t	10	7	20	26	2t	10t
LAC	14	9	31	25	4	10	11	2	10t	17	13t	24	29	4	18	23	30
MIA	32	32	27	27	32	32	22	12	31	32	22t	21	17	12	14	32	1t
NE	1	3	19	21	1	2	3	14	1	4t	13t	4	27	30	29	5	10t
NYJ	21	14	18	12	22	18	23	26	29	13	8t	22	23	8	8	26	19t
OAK	30	21	24	11	27	23	19t	16	32	21	22t	27t	4	1	1	18	1t
PIT	13	13	16	23	11	13	28	6	12	18	32	26	32	32	31	22	19t
TEN	17	10	6	3	25	14	24	11	22t	26	1t	7	24t	2	2	11	7
ARI	10t	15	32	32	3	12	15	23	8	22	18	31	21	7	28	20t	27
ATL	5	2	11	4	6	5	27	10	5	2	19t	8	15	19	20	12	15
CAR	19	24	22	30	17	16	30	22	10t	3	19t	17t	26	23	13	17	8t
CHI	26	27	3	7	28	28	25	15	22t	25	12	16	18	9	30	28t	28
DAL	9	11	8	5	13	15	12t	3	13t	11	8t	17t	10	28	19	9	1t
DET	28	29	28t	26	21	29	9	29	24t	14	26t	1	31	27	10	7	21t
GB	22	23	26	22	15	25	17	28	6t	7	3	13	19	18	5	10	1t
LAR	8	7	13	19	10	3	8	7	18	4t	13t	29	2	11	3	1	6
MIN	10t	12	12	18	12	8	2	5	16	8	26t	20	5	31	21	19	13t
NO	7	6	14	8	5	7	4	1	13t	23	8t	19	24t	6	22	4	24
NYG	23	20	25	17	19	22	14	17	28	27	25	15	20	22	32	28t	25
<b>PHI</b>	<b>3</b>	<b>8</b>	<b>5</b>	<b>9</b>	<b>9</b>	<b>9</b>	<b>6</b>	<b>21</b>	<b>4</b>	<b>1</b>	<b>4</b>	<b>2</b>	<b>11</b>	<b>17</b>	<b>12</b>	<b>6</b>	<b>17</b>
SF	20	26	23	14	20	27	10	19	20	30	11	6	22	21	6	25	8t
SEA	16	19	15	20	16	19	12t	18	21	9t	5	25	9	25t	23	15	16
TB	4	4	30	24	2	4	16	4	3	15	13t	9	13	25t	11	13	31
WAS	6	5	10	16	8	1	5	8	19	12	13t	27t	30	24	25	14	23

- (A) Total Yards per Game
- (B) Yards per Play
- (C) Rushing Yards per Game
- (D) Rushing Yards per Attempt
- (E) Passing Net Yards per Game
- (F) Passing Net Yards per Play
- (G) Passing, Percent Had Intercepted
- (H) Sacks per Pass Play
- (I) First Downs per Game
- (J) Third Down Efficiency
- (K) Fourth Down Efficiency
- (L) Punt Return Average
- (M) Kickoff Return Average
- (N) Gross Punting Average
- (O) Net Punting Average
- (P) Points per Game
- (Q) Field Goal Percentage



**WEEK 6 / THROUGH MONDAY, OCTOBER 16, 2017**

**NFL / OPPONENT/DEFENSE RANK**

Tm	(A)	(B)	(C)	(D)	(E)	(F)	(G)	(H)	(I)	(J)	(K)	(L)	(M)	(N)	(O)	(P)	(Q)	(R)	(S)
BAL	16	10	30	21	5	11	2	7	15t	4	17t	11	4	17	4	11	18t	22	26
BUF	13	9	7	7	21	12	4	20	14	16	13t	9	29	8	6	1	28t	9	27
CIN	2	1	14	12	2	1	16	2	4	9	17t	22	14	24	7	2	18t	18	6
CLE	8	11	6	2	17	28	20	16	15t	23	1	23	1	28	26	27	10t	31	20
DEN	1	2	2	1	6	7	17	13	1	2	9	19	26	29	16	8	9	12	1
HOU	7	13	17	17	10	17	6	11	5	6	25t	30	25	26	14	24	25t	6	9
IND	31	31	19	18	30	31	10	27	27	24	29	5	3	15t	30	32	14	32	32
JAC	9	4	31	32	3	3	1	1	6	14	10t	26	30	6	20	7	23t	2	10
KC	29	29	27	28	24	26	15	15	29	15	17t	25	12	5	2	13t	15t	1	14
LAC	18t	21	32	31	4	10	19	6	20	27	5t	18	23	27	27	16	23t	23	16
MIA	11	20	4	6	22	22	30	17	17t	5	10t	20	2	31	31	3	2	27	31
NE	32	32	20	26	32	32	21	24	32	26	13t	13	7	19	11	30	3	13	23
NYJ	25	22	28	24	15	16	9	31	25	22	5t	16	10	20	21t	13t	1	25	24
OAK	23	27	21	13	20	29	32	23	11	29	17t	12	19t	12	19	12	7t	19	30
PIT	3	3	23	27	1	2	14	3	2	7	7	21	17	2	13	4	7t	10	2
TEN	17	12	16	11	19	21	24	30	26	10	22t	10	31	32	32	31	28t	24	19
ARI	22	17	9	4	26	23	13	29	12t	25	22t	31	16	3	25	28	28t	29	12
ATL	10	7	13	20	12	4	28	19	23	13	27t	28	11	14	9	15	28t	11	3
CAR	4	6	5	14	7	5	31	5	3	11	13t	6	18	22	21t	9t	21t	16	8
CHI	6	8	15	16	8	8	29	12	8	17	31t	32	32	30	28	25	25t	30	17
DAL	21	14	22	25	16	9	27	8	28	28	25t	8	24	15t	18	29	10t	21	11
DET	18t	25	10	9	23	24	3	21	17t	8	13t	14	13	18	1	26	6	14t	25
GB	14	18	24	19	11	18	22t	25	24	18	30	3	22	9	15	18	10t	14t	21
LAR	24	23	29	29	13	15	7	4	12t	12	21	2	9	1	10	20	5	4	13
MIN	5	5	3	3	14	13	8	14	9t	1	27t	4	8	7	12	5	25t	8	4
NO	26	28	11	22	28	25	5	9	21	32	2t	27	27	4	8	21	18t	5	18
NYG	27	24	25	23	25	19	26	28	22	19	8	29	21	23	24	17	4	26	29
<b>PHI</b>	<b>20</b>	<b>26</b>	<b>1</b>	<b>10</b>	<b>29</b>	<b>20</b>	<b>18</b>	<b>26</b>	<b>9t</b>	<b>3</b>	<b>10t</b>	<b>7</b>	<b>15</b>	<b>11</b>	<b>3</b>	<b>9t</b>	<b>15t</b>	<b>3</b>	<b>7</b>
SF	28	19	18	5	27	27	25	18	31	31	31t	1	28	25	17	23	28t	28	28
SEA	15	16	26	30	9	6	11	22	17t	21	2t	15	5	21	29	6	21t	7	15
TB	30	30	12	8	31	30	22t	32	30	30	2t	24	19t	13	5	22	15t	20	22
WAS	12	15	8	15	18	14	12	10	7	20	22t	17	6	10	23	19	10t	17	5

- (A) Total Yards per Game
- (B) Yards per Play
- (C) Rushing Yards per Game
- (D) Rushing Yards per Attempt
- (E) Passing Net Yards per Game
- (F) Passing Net Yards per Play
- (G) Passing, Percent Had Intercepted
- (H) Sacks per Pass Play
- (I) First Downs per Game
- (J) Third Down Efficiency
- (K) Fourth Down Efficiency
- (L) Punt Return Average
- (M) Kickoff Return Average
- (N) Gross Punting Average
- (O) Net Punting Average
- (P) Points per Game
- (Q) Field Goal Percentage
- Combined Offense/Defense Rank
- (R) Points per Game Differential
- (S) Net Yards per Game Differential

**WEEK 6 / THROUGH MONDAY, OCTOBER 16, 2017**

**NFL / TOTAL OFFENSE**

Rank	Team	Total	Rushing	Passing	Total	Rushing	Passing
1)	New England	2472	613	1859	412.0	102.2	309.8
2)	Kansas City	2322	809	1513	387.0	134.8	252.2
<b>3)</b>	<b>Philadelphia</b>	<b>2299</b>	<b>795</b>	<b>1504</b>	<b>383.2</b>	<b>132.5</b>	<b>250.7</b>
4)	Tampa Bay	1910	412	1498	382.0	82.4	299.6
5)	Atlanta	1892	603	1289	378.4	120.6	257.8
6)	Washington	1871	614	1257	374.2	122.8	251.4
7)	New Orleans	1861	569	1292	372.2	113.8	258.4
8)	Los Angeles Rams	2159	696	1463	359.8	116.0	243.8
9)	Dallas	1781	620	1161	356.2	124.0	232.2
10t)	Arizona	2136	419	1717	356.0	69.8	286.2
10t)	Minnesota	2136	703	1433	356.0	117.2	238.8
12)	Denver	1777	618	1159	355.4	123.6	231.8
13)	Pittsburgh	2098	644	1454	349.7	107.3	242.3
14)	Los Angeles Chargers	2071	474	1597	345.2	79.0	266.2
15)	Houston	2063	826	1237	343.8	137.7	206.2
16)	Seattle	1688	546	1142	337.6	109.2	228.4
17)	Tennessee	2016	792	1224	336.0	132.0	204.0
18)	Jacksonville	2013	995	1018	335.5	165.8	169.7
19)	Carolina	1941	573	1368	323.5	95.5	228.0
20)	San Francisco	1928	569	1359	321.3	94.8	226.5
21)	New York Jets	1912	631	1281	318.7	105.2	213.5
22)	Green Bay	1910	530	1380	318.3	88.3	230.0
23)	New York Giants	1898	537	1361	316.3	89.5	226.8
24)	Cincinnati	1555	420	1135	311.0	84.0	227.0
25)	Cleveland	1850	580	1270	308.3	96.7	211.7
26)	Chicago	1841	816	1025	306.8	136.0	170.8
27)	Indianapolis	1807	585	1222	301.2	97.5	203.7
28)	Detroit	1788	504	1284	298.0	84.0	214.0
29)	Baltimore	1735	777	958	289.2	129.5	159.7
30)	Oakland	1670	562	1108	278.3	93.7	184.7
31)	Buffalo	1358	533	825	271.6	106.6	165.0
32)	Miami	1214	437	777	242.8	87.4	155.4

**NFL / TOTAL DEFENSE**

Rank	Team	Total	Rushing	Passing	Total	Rushing	Passing
1)	Denver	1309	351	958	261.8	70.2	191.6
2)	Cincinnati	1314	516	798	262.8	103.2	159.6
3)	Pittsburgh	1632	711	921	272.0	118.5	153.5
4)	Carolina	1680	500	1180	280.0	83.3	196.7
5)	Minnesota	1773	472	1301	295.5	78.7	216.8
6)	Chicago	1816	626	1190	302.7	104.3	198.3
7)	Houston	1863	643	1220	310.5	107.2	203.3
8)	Cleveland	1864	506	1358	310.7	84.3	226.3
9)	Jacksonville	1870	874	996	311.7	145.7	166.0
10)	Atlanta	1562	510	1052	312.4	102.0	210.4
11)	Miami	1577	402	1175	315.4	80.4	235.0
12)	Washington	1580	440	1140	316.0	88.0	228.0
13)	Buffalo	1612	438	1174	322.4	87.6	234.8
14)	Green Bay	1957	719	1238	326.2	119.8	206.3
15)	Seattle	1650	636	1014	330.0	127.2	202.8
16)	Baltimore	1985	848	1137	330.8	141.3	189.5
17)	Tennessee	2022	635	1387	337.0	105.8	231.2
18t)	Los Angeles Chargers	2031	915	1116	338.5	152.5	186.0
18t)	Detroit	2031	566	1465	338.5	94.3	244.2
<b>20)</b>	<b>Philadelphia</b>	<b>2035</b>	<b>394</b>	<b>1641</b>	<b>339.2</b>	<b>65.7</b>	<b>273.5</b>
21)	Dallas	1699	590	1109	339.8	118.0	221.8
22)	Arizona	2044	542	1502	340.7	90.3	250.3
23)	Oakland	2099	703	1396	349.8	117.2	232.7
24)	Los Angeles Rams	2101	837	1264	350.2	139.5	210.7
25)	New York Jets	2148	833	1315	358.0	138.8	219.2
26)	New Orleans	1846	504	1342	369.2	100.8	268.4
27)	New York Giants	2231	741	1490	371.8	123.5	248.3
28)	San Francisco	2251	677	1574	375.2	112.8	262.3
29)	Kansas City	2269	784	1485	378.2	130.7	247.5
30)	Tampa Bay	2017	509	1508	403.4	101.8	301.6
31)	Indianapolis	2460	685	1775	410.0	114.2	295.8
32)	New England	2644	695	1949	440.7	115.8	324.8

**WEEK 6 / THROUGH MONDAY, OCTOBER 16, 2017**

**NFL / TAKEAWAYS, GIVEAWAYS**

Rank	Team	TAKEAWAYS			GIVEAWAYS			Net Diff
		Int	Fum	Total	Int	Fum	Total	
1)	Jacksonville	10	6	16	5	1	6	= +10
2)	Buffalo	8	2	10	2	0	2	= +8
3)	Kansas City	5	3	8	0	1	1	= +7
4t)	Detroit	9	5	14	4	4	8	= +6
4t)	New Orleans	7	2	9	2	1	3	= +6
<b>6t)</b>	<b>Philadelphia</b>	<b>6</b>	<b>5</b>	<b>11</b>	<b>3</b>	<b>4</b>	<b>7</b>	<b>= +4</b>
6t)	Seattle	5	4	9	4	1	5	= +4
8t)	New England	5	3	8	2	3	5	= +3
8t)	Green Bay	4	7	11	6	2	8	= +3
10t)	Baltimore	9	5	14	8	4	12	= +2
10t)	Minnesota	7	1	8	1	5	6	= +2
10t)	Tampa Bay	4	4	8	5	1	6	= +2
13t)	Houston	7	3	10	5	4	9	= +1
13t)	San Francisco	4	4	8	5	2	7	= +1
15)	New York Giants	3	3	6	5	1	6	= 0
16t)	Indianapolis	7	1	8	5	4	9	= -1
16t)	Los Angeles Chargers	4	2	6	5	2	7	= -1
16t)	Los Angeles Rams	7	3	10	3	8	11	= -1
16t)	Washington	5	3	8	2	7	9	= -1
20t)	Miami	1	3	4	5	1	6	= -2
20t)	New York Jets	7	2	9	6	5	11	= -2
20t)	Oakland	0	5	5	5	2	7	= -2
20t)	Pittsburgh	5	3	8	8	2	10	= -2
20t)	Tennessee	4	3	7	6	3	9	= -2
25t)	Arizona	6	0	6	6	3	9	= -3
25t)	Dallas	2	2	4	4	3	7	= -3
27)	Atlanta	2	1	3	6	1	7	= -4
28)	Denver	4	0	4	6	3	9	= -5
29)	Carolina	1	3	4	8	2	10	= -6
30)	Cincinnati	4	0	4	6	5	11	= -7
31)	Chicago	2	4	6	6	8	14	= -8
32)	Cleveland	4	3	7	14	2	16	= -9
	<b>Totals</b>	<b>158</b>	<b>95</b>	<b>253</b>	<b>158</b>	<b>95</b>	<b>253</b>	<b>= 0</b>

WEEK 6 / THROUGH MONDAY, OCTOBER 16, 2017

NFL / TEAM/OFFENSE INSIDE THE 20

Rank	Team	Poss	Pts	TD	TD%	FG	Score	Score%
1)	Green Bay	22	125	16	72.7	5	21	95.5
2)	Dallas	18	96	12	66.7	4	16	88.9
3)	Houston	20	106	13	65.0	5	18	90.0
<b>4)</b>	<b>Philadelphia</b>	<b>19</b>	<b>99</b>	<b>12</b>	<b>63.2</b>	<b>5</b>	<b>17</b>	<b>89.5</b>
5)	Chicago	13	61	8	61.5	2	10	76.9
6t)	Atlanta	15	75	9	60.0	4	13	86.7
6t)	Detroit	15	73	9	60.0	4	13	86.7
8)	Jacksonville	17	86	10	58.8	6	16	94.1
9t)	Buffalo	12	61	7	58.3	4	11	91.7
9t)	Oakland	12	61	7	58.3	4	11	91.7
11)	Kansas City	19	97	11	57.9	7	18	94.7
12)	New England	25	124	14	56.0	9	23	92.0
13t)	Los Angeles Chargers	18	85	10	55.6	5	15	83.3
13t)	New Orleans	18	91	10	55.6	7	17	94.4
13t)	Tampa Bay	18	78	10	55.6	4	14	77.8
16t)	Cleveland	16	60	8	50.0	1	9	56.3
16t)	Indianapolis	18	82	9	50.0	7	16	88.9
16t)	Minnesota	20	92	10	50.0	8	18	90.0
16t)	New York Giants	14	63	7	50.0	5	12	85.7
16t)	Pittsburgh	20	96	10	50.0	9	19	95.0
16t)	San Francisco	18	85	9	50.0	8	17	94.4
22)	Los Angeles Rams	25	111	12	48.0	9	21	84.0
23)	Carolina	19	89	9	47.4	9	18	94.7
24t)	Tennessee	15	73	7	46.7	8	15	100.0
24t)	Washington	15	66	7	46.7	6	13	86.7
26)	New York Jets	11	46	5	45.5	4	9	81.8
27)	Denver	20	84	9	45.0	7	16	80.0
28t)	Baltimore	18	79	8	44.4	8	16	88.9
28t)	Miami	9	38	4	44.4	4	8	88.9
30t)	Arizona	21	82	9	42.9	7	16	76.2
30t)	Seattle	14	56	6	42.9	5	11	78.6
32)	Cincinnati	15	57	6	40.0	5	11	73.3

NFL / OPPONENTS/DEFENSE INSIDE THE 20

Rank	Team	Poss	Pts	TD	TD%	FG	Score	Score%
1)	Seattle	13	41	3	23.1	7	10	76.9
2)	Buffalo	15	58	5	33.3	8	13	86.7
3)	Oakland	20	82	7	35.0	11	18	90.0
4)	Minnesota	16	70	6	37.5	9	15	93.8
5)	Los Angeles Chargers	15	60	6	40.0	6	12	80.0
6t)	Cincinnati	14	63	6	42.9	7	13	92.9
6t)	Jacksonville	14	60	6	42.9	6	12	85.7
8t)	Baltimore	18	73	8	44.4	6	14	77.8
8t)	New Orleans	18	72	8	44.4	6	14	77.8
10)	New York Giants	21	93	10	47.6	8	18	85.7
11)	San Francisco	25	111	12	48.0	10	22	88.0
12t)	Chicago	22	104	11	50.0	9	20	90.9
<b>12t)</b>	<b>Philadelphia</b>	<b>16</b>	<b>71</b>	<b>8</b>	<b>50.0</b>	<b>5</b>	<b>13</b>	<b>81.3</b>
14)	Kansas City	21	98	11	52.4	7	18	85.7
15)	Houston	17	79	9	52.9	6	15	88.2
16)	Indianapolis	20	95	11	55.0	6	17	85.0
17t)	Dallas	18	86	10	55.6	6	16	88.9
17t)	New York Jets	18	81	10	55.6	4	14	77.8
19t)	Atlanta	14	68	8	57.1	4	12	85.7
19t)	New England	21	98	12	57.1	5	17	81.0
19t)	Pittsburgh	14	66	8	57.1	4	12	85.7
22t)	Denver	10	48	6	60.0	2	8	80.0
22t)	Los Angeles Rams	20	99	12	60.0	6	18	90.0
22t)	Tampa Bay	20	101	12	60.0	6	18	90.0
25)	Detroit	18	88	11	61.1	4	15	83.3
26)	Washington	13	70	8	61.5	5	13	100.0
27)	Arizona	19	96	12	63.2	6	18	94.7
28)	Miami	11	55	7	63.6	2	9	81.8
29)	Tennessee	23	117	15	65.2	5	20	87.0
30)	Carolina	13	73	9	69.2	3	12	92.3
31)	Green Bay	16	96	12	75.0	4	16	100.0
32)	Cleveland	16	105	14	87.5	2	16	100.0



WEEK 6 / THROUGH MONDAY, OCTOBER 16, 2017

NFL / OFFENSE/TEAMS: FIRST DOWNS, THIRD DOWNS, FOURTH DOWNS

Rank	Team	FIRST DOWNS				THIRD DOWNS			FOURTH DOWNS		
		Total	Rush	Pass	Pen	Made	Att	Pct	Made	Att	Pct
1)	New England	145	35	92	18	35	79	44.3	2	4	50.0
2)	Houston	131	37	74	20	29	76	38.2	2	3	66.7
3)	Tampa Bay	109	20	80	9	23	59	39.0	2	4	50.0
<b>4)</b>	<b>Philadelphia</b>	<b>130</b>	<b>41</b>	<b>77</b>	<b>12</b>	<b>44</b>	<b>87</b>	<b>50.6</b>	<b>4</b>	<b>5</b>	<b>80.0</b>
5)	Atlanta	107	35	65	7	25	55	45.5	1	3	33.3
6t)	Kansas City	128	35	82	11	33	75	44.0	0	3	0.0
6t)	Green Bay	128	32	82	14	35	81	43.2	7	8	87.5
8)	Arizona	127	21	88	18	33	87	37.9	3	7	42.9
9)	Denver	105	34	60	11	33	77	42.9	0	4	0.0
10t)	Los Angeles Chargers	124	26	83	15	29	75	38.7	2	4	50.0
10t)	Carolina	124	43	70	11	38	84	45.2	1	3	33.3
12)	Pittsburgh	123	41	71	11	30	78	38.5	0	0	---
13t)	Dallas	101	35	58	8	27	64	42.2	6	10	60.0
13t)	New Orleans	101	30	66	5	22	60	36.7	3	5	60.0
15)	Cleveland	119	35	62	22	24	81	29.6	5	8	62.5
16)	Minnesota	118	33	70	15	34	79	43.0	0	5	0.0
17)	Jacksonville	117	44	59	14	26	79	32.9	4	4	100.0
18)	Los Angeles Rams	116	34	71	11	35	79	44.3	1	2	50.0
19)	Washington	95	25	65	5	26	64	40.6	1	2	50.0
20)	San Francisco	113	30	73	10	28	91	30.8	7	12	58.3
21)	Seattle	94	28	60	6	33	77	42.9	3	4	75.0
22t)	Tennessee	111	35	64	12	27	75	36.0	1	1	100.0
22t)	Chicago	111	42	54	15	29	80	36.3	4	7	57.1
24t)	Cincinnati	90	25	55	10	24	66	36.4	1	3	33.3
24t)	Detroit	108	22	76	10	35	88	39.8	0	4	0.0
26)	Baltimore	106	41	56	9	28	81	34.6	1	4	25.0
27)	Indianapolis	103	33	59	11	32	84	38.1	0	2	0.0
28)	New York Giants	102	24	72	6	28	80	35.0	1	7	14.3
29)	New York Jets	99	25	65	9	34	85	40.0	3	5	60.0
30)	Buffalo	81	28	48	5	30	77	39.0	0	2	0.0
31)	Miami	80	21	49	10	17	60	28.3	2	8	25.0
32)	Oakland	91	27	57	7	27	71	38.0	2	8	25.0
	<b>Totals</b>	<b>3537</b>	<b>1017</b>	<b>2163</b>	<b>357</b>	<b>953</b>	<b>2434</b>	<b>39.2</b>	<b>69</b>	<b>151</b>	<b>45.7</b>

NFL / DEFENSE/OPPONENTS: FIRST DOWNS, THIRD DOWNS, FOURTH DOWNS

Rank	Team	FIRST DOWNS				THIRD DOWNS			FOURTH DOWNS		
		Total	Rush	Pass	Pen	Made	Att	Pct	Made	Att	Pct
1)	Denver	72	13	53	6	18	68	26.5	3	10	30.0
2)	Pittsburgh	97	36	53	8	26	75	34.7	2	9	22.2
3)	Carolina	102	26	70	6	29	77	37.7	4	10	40.0
4)	Cincinnati	86	26	45	15	28	78	35.9	1	2	50.0
5)	Houston	106	27	66	13	27	78	34.6	2	3	66.7
6)	Jacksonville	107	38	59	10	31	81	38.3	1	3	33.3
7)	Washington	90	21	58	11	27	67	40.3	3	5	60.0
8)	Chicago	109	31	64	14	33	84	39.3	2	2	100.0
9t)	Minnesota	110	21	77	12	18	72	25.0	3	4	75.0
<b>9t)</b>	<b>Philadelphia</b>	<b>110</b>	<b>22</b>	<b>76</b>	<b>12</b>	<b>24</b>	<b>73</b>	<b>32.9</b>	<b>3</b>	<b>9</b>	<b>33.3</b>
11)	Oakland	111	36	71	4	39	85	45.9	1	2	50.0
12t)	Arizona	112	29	74	9	39	90	43.3	3	5	60.0
12t)	Los Angeles Rams	112	35	68	9	33	87	37.9	4	7	57.1
14)	Buffalo	94	29	54	11	28	72	38.9	2	5	40.0
15t)	Baltimore	113	43	56	14	27	81	33.3	3	6	50.0
15t)	Cleveland	113	27	75	11	32	77	41.6	0	0	---
17t)	Miami	95	19	66	10	20	58	34.5	1	3	33.3
17t)	Detroit	114	31	73	10	26	74	35.1	2	5	40.0
17t)	Seattle	95	28	52	15	29	71	40.8	0	1	0.0
20)	Los Angeles Chargers	118	48	60	10	37	83	44.6	1	5	20.0
21)	New Orleans	99	29	61	9	32	66	48.5	0	2	0.0
22)	New York Giants	119	44	67	8	36	90	40.0	2	7	28.6
23)	Atlanta	100	27	62	11	24	63	38.1	6	8	75.0
24)	Green Bay	122	40	72	10	28	71	39.4	5	6	83.3
25)	New York Jets	125	40	66	19	34	83	41.0	1	5	20.0
26)	Tennessee	129	33	88	8	28	75	37.3	3	5	60.0
27)	Indianapolis	131	33	85	13	36	84	42.9	4	5	80.0
28)	Dallas	110	33	64	13	29	65	44.6	2	3	66.7
29)	Kansas City	134	44	75	15	29	75	38.7	2	4	50.0
30)	Tampa Bay	114	25	78	11	30	65	46.2	0	4	0.0
31)	San Francisco	142	45	80	17	43	90	47.8	1	1	100.0
32)	New England	146	38	95	13	33	76	43.4	2	5	40.0
	<b>Totals</b>	<b>3537</b>	<b>1017</b>	<b>2163</b>	<b>357</b>	<b>953</b>	<b>2434</b>	<b>39.2</b>	<b>69</b>	<b>151</b>	<b>45.7</b>

**WEEK 6 / THROUGH MONDAY, OCTOBER 16, 2017**

**NFL / FIRST-DOWN PLAYS BY TEAMS**

Rank	Team	Yds/Play	Plays	Yards
1)	Kansas City	7.28	169	1231
2)	New England	6.71	188	1262
3)	Tampa Bay	6.71	148	993
4)	Cincinnati	6.47	140	906
5)	Los Angeles Rams	6.40	166	1062
6)	Tennessee	6.33	165	1045
7)	San Francisco	6.27	171	1073
8)	Atlanta	6.18	146	903
9)	New Orleans	5.89	140	825
10)	Oakland	5.62	140	787
11)	New York Jets	5.50	154	847
12)	Dallas	5.45	139	758
13)	Jacksonville	5.41	172	930
14)	Arizona	5.37	183	983
15)	Seattle	5.33	141	752
16)	Washington	5.28	139	734
17)	Green Bay	5.27	169	890
18)	Pittsburgh	5.18	180	933
19)	New York Giants	5.09	160	815
<b>20)</b>	<b>Philadelphia</b>	<b>5.04</b>	<b>181</b>	<b>912</b>
21)	Houston	4.98	178	887
22)	Los Angeles Chargers	4.91	167	820
23)	Carolina	4.90	176	863
24)	Denver	4.88	149	727
25)	Indianapolis	4.87	163	793
26)	Minnesota	4.63	167	773
27)	Cleveland	4.62	170	786
28)	Buffalo	4.44	128	568
29)	Baltimore	4.35	166	722
30)	Chicago	4.26	166	707
31)	Miami	4.06	129	524
32)	Detroit	3.56	167	594
	<b>TOTAL</b>	<b>5.36</b>	<b>5117</b>	<b>27405</b>

**NFL / FIRST-DOWN PLAYS BY OPPONENTS**

Rank	Team	Yds/Play	Plays	Yards
1)	Pittsburgh	3.99	151	603
2)	Baltimore	4.35	172	749
3)	Cleveland	4.45	164	730
4)	Dallas	4.47	144	644
5)	Cincinnati	4.52	131	592
6)	Chicago	4.62	161	744
7)	Atlanta	4.64	140	649
<b>8)</b>	<b>Philadelphia</b>	<b>4.65</b>	<b>162</b>	<b>754</b>
9)	Carolina	4.84	150	726
10)	New York Giants	4.92	172	846
11)	Detroit	5.03	173	870
12)	Arizona	5.04	169	851
13)	Seattle	5.05	138	697
14)	Miami	5.07	134	679
15)	Oakland	5.14	160	822
16)	Denver	5.19	121	628
17)	New York Jets	5.21	174	906
18)	San Francisco	5.24	197	1032
19)	New Orleans	5.30	142	752
20)	Buffalo	5.30	141	747
21)	Washington	5.31	137	727
22)	Green Bay	5.49	169	928
23)	Los Angeles Chargers	5.68	166	943
24)	Jacksonville	5.74	170	976
25)	Tennessee	5.79	180	1042
26)	Los Angeles Rams	5.96	168	1001
27)	Minnesota	6.12	167	1022
28)	Kansas City	6.18	181	1118
29)	Tampa Bay	6.24	153	954
30)	Houston	6.37	161	1025
31)	Indianapolis	6.63	179	1187
32)	New England	7.69	190	1461
	<b>TOTAL</b>	<b>5.36</b>	<b>5117</b>	<b>27405</b>

**WEEK 6 / THROUGH MONDAY, OCTOBER 16, 2017**

**NFL / KICKOFFS (Receiving Team)**

Rank	Team	TotKO	AdjKO	TB	TB%	EZ	EZ%	OB	I20	Avg.Start
1)	Los Angeles Rams	32	30	14	46.7	23	71.9	1	4	29.2
2)	Baltimore	28	28	18	64.3	22	78.6	1	1	28.4
3)	Oakland	31	29	17	58.6	24	77.4	0	4	26.8
<b>4)</b>	<b>Philadelphia</b>	<b>27</b>	<b>27</b>	<b>21</b>	<b>77.8</b>	<b>23</b>	<b>85.2</b>	<b>0</b>	<b>1</b>	<b>25.6</b>
5)	New Orleans	26	24	14	58.3	18	69.2	0	2	25.6
6)	Denver	24	23	15	65.2	20	83.3	0	2	25.5
7)	Green Bay	30	30	25	83.3	27	90.0	1	2	25.1
8)	Detroit	32	31	21	67.7	26	81.3	3	5	25.1
9)	Cincinnati	22	22	14	63.6	17	77.3	0	2	25.0
10)	Indianapolis	44	42	29	69.0	38	86.4	0	3	24.9
11)	Seattle	22	22	15	68.2	19	86.4	0	2	24.9
12)	Kansas City	27	25	10	40.0	21	77.8	0	6	24.8
13)	Tampa Bay	27	27	21	77.8	23	85.2	0	2	24.7
14)	Buffalo	22	22	15	68.2	18	81.8	0	0	24.7
15)	Chicago	36	36	17	47.2	23	63.9	0	4	24.7
16)	New York Jets	26	25	15	60.0	21	80.8	0	4	24.6
17)	Washington	24	23	18	78.3	21	87.5	0	3	24.5
18)	Houston	35	33	23	69.7	30	85.7	0	3	24.5
19)	Carolina	27	27	17	63.0	19	70.4	0	2	24.4
20)	New York Giants	31	29	19	65.5	24	77.4	0	3	24.3
21)	Pittsburgh	24	23	14	60.9	17	70.8	0	3	24.2
22)	Tennessee	36	34	23	67.6	30	83.3	0	4	24.2
23)	Dallas	29	29	22	75.9	26	89.7	0	2	24.2
24)	New England	33	31	23	74.2	26	78.8	0	4	24.0
25)	San Francisco	35	35	21	60.0	26	74.3	1	5	23.9
26)	Atlanta	27	27	17	63.0	24	88.9	0	7	23.8
27)	Jacksonville	27	26	20	76.9	24	88.9	0	4	23.8
28)	Cleveland	30	29	22	75.9	26	86.7	0	3	23.7
29)	Minnesota	27	26	13	50.0	24	88.9	0	8	23.4
30)	Arizona	34	32	21	65.6	28	82.4	0	5	23.1
31)	Miami	20	20	10	50.0	16	80.0	0	5	22.7
32)	Los Angeles Char	30	30	20	66.7	24	80.0	0	4	22.1
	<b>Totals</b>	<b>925</b>	<b>897</b>	<b>584</b>	<b>65.1</b>	<b>748</b>	<b>83.4</b>	<b>7</b>	<b>109</b>	<b>24.7</b>

Note: Average opponent drive start DOES NOT include onside kicks or kickoffs at the end of a half unless either kickoff is returned for a touchdown. All other kickoffs (returned kickoffs, fair catches, touchback and kickoffs out of bounds) are included. Kickoffs resulting in the kicking team retaining possession are not included.

ADJ KO: Adjusted kickoffs are used to compute the Avg. Team Drive Start.

I20: The number of drives that start inside (not including) the 20 yd line.

**WEEK 6 / THROUGH MONDAY, OCTOBER 16, 2017**

**NFL / KICKOFFS (Kicking Team)**

Rank	Team	TotKO	AdjKO	TB	TB%	EZ	EZ%	OB	I20	Avg.Start
1)	Miami	17	17	8	47.1	13	76.5	0	5	20.8
2)	New York Jets	27	26	19	73.1	25	92.6	0	6	22.7
3)	Tampa Bay	24	21	16	76.2	20	83.3	0	3	23.1
4)	Arizona	29	28	18	64.3	26	89.7	1	4	23.2
5)	Kansas City	39	38	27	71.1	33	84.6	0	4	23.8
6)	Baltimore	29	28	17	60.7	20	69.0	0	5	23.8
7)	Cleveland	22	18	12	66.7	13	59.1	0	3	23.8
8)	Washington	27	27	20	74.1	23	85.2	0	2	23.9
9)	Atlanta	28	28	20	71.4	25	89.3	0	3	23.9
10)	New England	36	36	16	44.4	26	72.2	0	6	23.9
11)	Dallas	27	27	17	63.0	24	88.9	0	7	24.0
12)	Indianapolis	30	30	19	63.3	24	80.0	0	6	24.1
<b>13)</b>	<b>Philadelphia</b>	<b>36</b>	<b>35</b>	<b>19</b>	<b>54.3</b>	<b>27</b>	<b>75.0</b>	<b>0</b>	<b>6</b>	<b>24.1</b>
14)	Detroit	34	33	20	60.6	26	76.5	0	4	24.5
15)	San Francisco	31	28	24	85.7	29	93.5	0	1	24.6
16)	Minnesota	31	30	16	53.3	22	71.0	0	5	24.7
17)	Green Bay	31	31	21	67.7	25	80.6	0	2	24.8
18)	Seattle	25	24	11	45.8	16	64.0	1	3	24.8
19)	Cincinnati	21	20	13	65.0	15	71.4	1	1	24.8
20)	Pittsburgh	30	29	17	58.6	23	76.7	0	3	24.9
21)	Los Angeles Rams	40	40	31	77.5	35	87.5	1	4	25.0
22)	Houston	36	35	26	74.3	32	88.9	0	3	25.1
23)	Carolina	31	31	29	93.5	30	96.8	0	0	25.1
24)	New York Giants	25	25	12	48.0	17	68.0	1	4	25.1
25)	New Orleans	30	28	18	64.3	24	80.0	1	4	25.1
26)	Oakland	27	27	22	81.5	24	88.9	0	1	25.7
27)	Tennessee	34	33	20	60.6	30	88.2	0	3	25.8
28)	Buffalo	24	23	12	52.2	19	79.2	0	3	26.0
28t)	Denver	25	24	18	75.0	20	80.0	0	1	26.0
30)	Jacksonville	35	34	26	76.5	29	82.9	1	2	27.2
31)	Los Angeles Char	24	23	9	39.1	16	66.7	0	2	27.5
32)	Chicago	20	20	11	55.0	17	85.0	0	3	28.1
	<b>Totals</b>	<b>925</b>	<b>897</b>	<b>584</b>	<b>65.1</b>	<b>748</b>	<b>83.4</b>	<b>7</b>	<b>109</b>	<b>24.7</b>

Note: Average team drive start DOES NOT include onside kicks or kickoffs at the end of a half unless either kickoff is returned for a touchdown. All other kickoffs (returned kickoffs, fair catches, touchback and kickoffs out of bounds) are included. Kickoffs resulting in the kicking team retaining possession are not included.

ADJ KO: Adjusted kickoffs are used to compute the Avg. Team Drive Start.

I20: The number of drives that start inside (not including) the 20 yd line.



**WEEK 6 / THROUGH MONDAY, OCTOBER 16, 2017**

**NFL / SINGLE-GAME HIGHS / PLAYERS**

**Most Points--** 23, Zuerlein, LA-R at Dal., 10/1, (0 td, 7 fg, 2 xp, 0 2pt)  
**Passing Yards--** 447, Brady, N.E. at N.O., 9/17, (30-39, 447, 3 td, 0 int)  
**Longest Pass--** 88, Ryan, Atl. at Chi., 9/10, (to Hooper, Austin, td)  
**Passing Touchdowns--** 5, Brady, N.E. vs. Hou., 9/24, (25-35, 378, 5 td, 0 int)  
**Passing Touchdowns--** 5, Watson, Hou. vs. K.C., 10/8, (16-31, 261, 5 td, 0 int)  
**Rushing Yards--** 181, Fournette, Jax at Pitt., 10/8, (28-181, 2 td)  
**Rushing Attempts--** 36, Howard, Chi. at Balt., 10/15 (OT), (36-167, 0 td)  
**Rushing Attempts--** 35, Bell, Pitt. at Balt., 10/1, (35-144, 2 td)  
**Longest Rush--** 90, Fournette, Jax at Pitt., 10/8, td  
**Receptions--** 13, Landry, Miami at LA-C, 9/17, (13-78, 0 td)  
**Receptions--** 13, Fitzgerald, Ariz. vs. Dal., 9/25, (13-149, 1 td)  
**Receiving Yards--** 189, Green, Cin. vs. Buff., 10/8, (7-189, 1 td)  
**Kickoff Return Yards--** 191, Rainey, Balt. vs. Chi., 10/15 (OT), (5-191, 1 td)  
**Kickoff Return Yards--** 157, Bray, Ind. at Tenn., 10/16, (5-157, 0 td)  
**Kickoff Returns--** 5, Rainey, Balt. vs. Chi., 10/15 (OT), (5-191, 1 td)  
**Kickoff Returns--** 5, (3 times in Non-Overtime Games)  
**Longest Kickoff Return--** 103, Cooper, LA-R at Jax , 10/15, td  
**Punt Return Yards--** 132, Campanaro, Balt. vs. Chi., 10/15 (OT), (5-132, 1 fc, 1 td)  
**Punt Return Yards--** 110, Barner, Phil. vs. Ariz., 10/8, (3-110, 1 fc, 0 td)  
**Punt Returns--** 6, Peppers, Clev. at Hou., 10/15, (6-43, 0 fc, 0 td)  
**Longest Punt Return--** 88, Agnew, Det. at NY-G, 9/18, td  
**Interceptions--** 2, (8 times in Non-Overtime Games)  
**Longest Interception Return--** 103, Talib, Denv. vs. Dal., 9/17, td  
**Sacks--** 4.0, Campbell, Jax at Hou., 9/10  
**Scrimmage Yards--** 246, K. Hunt, K.C. at N.E., 9/7, (Rush 17-148, Rec 5-98)  
**Longest Punt--** 71, Kern, Tenn. at Miami, 10/8  
**Punts--** 10, Kern, Tenn. at Miami, 10/8, (10-549, 54.9)  
**Field Goals Made--** 7, Zuerlein, LA-R at Dal., 10/1, (7-7, 49 lg)  
**Longest Field Goal--** 61, Elliott, Phil. vs. NY-G, 9/24

WEEK 6 / THROUGH MONDAY, OCTOBER 16, 2017

**300-Yard Passing Games**

447, Brady, NE at NO 09/17 (30-39, 3 TD)  
378, Brady, NE vs. HOU 09/24 (25-35, 5 TD)  
376, Siemian, DEN vs. NYG 10/15 (29-50, 1 TD)  
373, Wilson, SEA at TEN 09/24 (29-49, 4 TD)  
369, Keenum, MIN vs. TB 09/24 (25-33, 3 TD)  
368, A. Smith, KC at NE 09/07 (28-35, 4 TD)  
366, Manning, NYG at PHI 09/24 (35-47, 3 TD)  
365, Cousins, WAS vs. OAK 09/24 (25-30, 3 TD)  
357, Palmer, ARI vs. SF 10/01 (ot) (33-51, 1 TD)  
356, Brees, NO vs. NE 09/17 (27-45, 2 TD)  
355, Newton, CAR at DET 10/08 (26-33, 3 TD)  
354, McCown, NYJ vs. NE 10/15 (31-47, 2 TD)  
353, Hoyer, SF at IND 10/08 (ot) (29-46, 2 TD)  
347, Rivers, LAC vs. PHI 10/01 (22-38, 2 TD)  
346, Bradford, MIN vs. NO 09/11 (27-32, 3 TD)  
343, A. Rodgers, GB at ATL 09/17 (33-50, 2 TD)  
334, Winston, TB vs. NE 10/05 (26-46, 1 TD)  
**333, Wentz, PHI at KC 09/17 (25-46, 2 TD)**  
332, Palmer, ARI at IND 09/17 (ot) (19-36, 1 TD)  
332, Winston, TB vs. NYG 10/01 (22-38, 3 TD)  
332, Hoyer, SF vs. LAR 09/21 (23-37, 2 TD)  
331, Rivers, LAC vs. MIA 09/17 (31-39, 1 TD)  
330, Cousins, WAS vs. SF 10/15 (25-37, 2 TD)  
328, Dalton, CIN vs. BUF 10/08 (22-36, 1 TD)  
328, Winston, TB at MIN 09/24 (28-40, 2 TD)  
325, Palmer, ARI vs. DAL 09/25 (29-48, 2 TD)  
324, A. Smith, KC at HOU 10/08 (29-37, 3 TD)  
321, Ryan, ATL at CHI 09/10 (21-30, 1 TD)  
316, Newton, CAR at NE 10/01 (22-29, 3 TD)  
314, Brissett, IND vs. SF 10/08 (ot) (22-34, 0 TD)  
313, A. Rodgers, GB vs. CIN 09/24 (ot) (28-42, 3 TD)  
312, Roethlisberger, PIT vs. JAX 10/08 (33-55, 0 TD)  
312, Stafford, DET at NO 10/15 (25-52, 3 TD)  
311, A. Rodgers, GB vs. SEA 09/10 (28-42, 1 TD)  
**307, Wentz, PHI at WAS 09/10 (26-39, 2 TD)**  
307, Brady, NE vs. CAR 10/01 (32-45, 2 TD)  
306, Goff, LAR vs. IND 09/10 (21-29, 1 TD)  
306, Mariota, TEN vs. IND 10/16 (23-32, 1 TD)  
**304, Wentz, PHI vs. ARI 10/08 (21-30, 4 TD)**  
303, Brady, NE at TB 10/05 (30-40, 1 TD)  
301, Glennon, CHI at TB 09/17 (31-45, 1 TD)  
301, Watson, HOU at NE 09/24 (22-33, 2 TD)

**WEEK 6 / THROUGH MONDAY, OCTOBER 16, 2017**

**100-Yard Receiving Games**

189, Green, CIN vs. BUF 10/08 (7 rec., 1 TD)  
182, Brown, PIT at CLE 09/10 (11 rec., 0 TD)  
177, Hilton, IND vs. SF 10/08 (ot) (7 rec., 0 TD)  
175, Dickson, CAR at DET 10/08 (5 rec., 0 TD)  
173, Diggs, MIN vs. TB 09/24 (8 rec., 2 TD)  
157, Brown, PIT vs. JAX 10/08 (10 rec., 0 TD)  
157, Thielen, MIN vs. NO 09/11 (9 rec., 0 TD)  
155, Brown, PIT at KC 10/15 (8 rec., 1 TD)  
153, Hilton, IND vs. CLE 09/24 (7 rec., 1 TD)  
150, C. Thompson, WAS vs. OAK 09/24 (6 rec., 1 TD)  
149, Fitzgerald, ARI vs. DAL 09/25 (13 rec., 1 TD)  
142, Garcon, SF vs. LAR 09/21 (7 rec., 0 TD)  
138, Fitzgerald, ARI vs. TB 10/15 (10 rec., 1 TD)  
138, Allen, LAC vs. PHI 10/01 (5 rec., 0 TD)  
133, Shepard, NYG at PHI 09/24 (7 rec., 1 TD)  
133, Wallace, BAL at OAK 10/08 (3 rec., 0 TD)  
133, De. Thomas, DEN vs. NYG 10/15 (10 rec., 0 TD)  
133, Hill, KC at NE 09/07 (7 rec., 1 TD)  
131, Cooks, NE vs. HOU 09/24 (5 rec., 2 TD)  
128, Hooper, ATL at CHI 09/10 (2 rec., 1 TD)  
122, Allison, GB vs. CIN 09/24 (ot) (6 rec., 0 TD)  
120, Nelson, ARI at IND 09/17 (ot) (5 rec., 1 TD)  
116, Gronkowski, NE at NO 09/17 (6 rec., 1 TD)  
116, Goodwin, SF at IND 10/08 (ot) (5 rec., 0 TD)  
115, Ty. Williams, LAC vs. PHI 10/01 (5 rec., 1 TD)  
112, C. Clay, BUF at ATL 10/01 (5 rec., 0 TD)  
111, Kelce, KC vs. WAS 10/02 (7 rec., 1 TD)  
111, Green, CIN at GB 09/24 (ot) (10 rec., 1 TD)  
110, Brown, PIT at CHI 09/24 (ot) (10 rec., 1 TD)  
108, Woods, LAR at SF 09/21 (6 rec., 0 TD)  
108, Ju. Jones, ATL vs. GB 09/17 (5 rec., 0 TD)  
107, Tate, DET vs. ARI 09/10 (10 rec., 0 TD)  
107, Hopkins, HOU vs. TEN 10/01 (10 rec., 1 TD)  
106, Jackson, TB vs. NE 10/05 (5 rec., 0 TD)  
106, Watkins, LAR at SF 09/21 (6 rec., 2 TD)  
105, C. Thompson, WAS vs. SF 10/15 (4 rec., 0 TD)  
105, Baldwin, SEA at TEN 09/24 (10 rec., 1 TD)  
105, Ja. Brown, ARI vs. SF 10/01 (ot) (8 rec., 0 TD)  
105, Benjamin, LAC vs. KC 09/24 (5 rec., 0 TD)  
104, Benjamin, CAR at NE 10/01 (4 rec., 0 TD)  
103, Kelce, KC vs. PHI 09/17 (8 rec., 1 TD)  
101, McCaffrey, CAR vs. NO 09/24 (9 rec., 0 TD)  
100, Allen, LAC vs. MIA 09/17 (9 rec., 0 TD)  
100, Amendola, NE vs. KC 09/07 (6 rec., 0 TD)

WEEK 6 / THROUGH MONDAY, OCTOBER 16, 2017

**100-Yard Rushing Games**

181, Fournette, JAX at PIT 10/08 (28 att., 2 TD)  
179, Bell, PIT at KC 10/15 (32 att., 1 TD)  
172, K. Hunt, KC at LAC 09/24 (17 att., 1 TD)  
167, Howard, CHI at BAL 10/15 (ot) (36 att., 0 TD)  
163, Powell, NYJ vs. JAX 10/01 (ot) (21 att., 1 TD)  
148, K. Hunt, KC at NE 09/07 (17 att., 1 TD)  
144, Bell, PIT at BAL 10/01 (35 att., 2 TD)  
140, Howard, CHI vs. PIT 09/24 (ot) (23 att., 2 TD)  
**136, Blount, PHI at LAC 10/01 (16 att., 0 TD)**  
134, A. Peterson, ARI vs. TB 10/15 (26 att., 2 TD)  
131, Henry, TEN vs. IND 10/16 (19 att., 1 TD)  
130, Fournette, JAX vs. LAR 10/15 (21 att., 1 TD)  
130, Ajayi, MIA at ATL 10/15 (26 att., 0 TD)  
127, Cook, MIN vs. NO 09/11 (22 att., 0 TD)  
125, A. Jones, GB at DAL 10/08 (19 att., 1 TD)  
124, Hyde, SF at SEA 09/17 (15 att., 0 TD)  
122, Ajayi, MIA at LAC 09/17 (28 att., 0 TD)  
121, Gurley, LAR at DAL 10/01 (23 att., 0 TD)  
118, C. Anderson, DEN vs. DAL 09/17 (25 att., 1 TD)  
117, Darkwa, NYG at DEN 10/15 (21 att., 0 TD)  
116, E. Elliott, DAL vs. GB 10/08 (29 att., 0 TD)  
116, Gurley, LAR at JAX 10/15 (23 att., 0 TD)  
115, Murray, TEN vs. SEA 09/24 (14 att., 1 TD)  
114, Ingram, NO vs. DET 10/15 (25 att., 2 TD)  
113, Gurley, LAR at SF 09/21 (28 att., 2 TD)  
110, McCoy, BUF vs. NYJ 09/10 (22 att., 0 TD)  
107, K. Hunt, KC at HOU 10/08 (29 att., 0 TD)  
106, Freeman, ATL at DET 09/24 (21 att., 1 TD)  
105, Gordon, LAC at NYG 10/08 (20 att., 0 TD)  
104, E. Elliott, DAL vs. NYG 09/10 (24 att., 0 TD)  
101, K. Hunt, KC vs. WAS 10/02 (21 att., 0 TD)  
100, Fournette, JAX at HOU 09/10 (26 att., 1 TD)



WEEK 6 / THROUGH MONDAY, OCTOBER 16, 2017

NFL / LEADING PASSERS

Player, Team	Att	Comp	Pct		Avg		Pct			Pct	Rating
			Comp	Yds	Gain	TD	TD	Long	Int		
A. Smith, K.C.	192	140	72.9	1637	8.53	12	6.3	78t	0	0.0	119.2
Brady, N.E.	233	153	65.7	1959	8.41	13	5.6	54	2	0.9	106.9
Cousins, Was.	158	105	66.5	1334	8.44	9	5.7	74	2	1.3	106.4
A. Rodgers, G.B.	193	128	66.3	1385	7.18	13	6.7	72	3	1.6	103.2
Brees, N.O.	183	126	68.9	1321	7.22	10	5.5	52	2	1.1	103.2
*Watson, Hou.	174	107	61.5	1297	7.45	15	8.6	48t	5	2.9	101.1
<b>Wentz, Phi.</b>	<b>207</b>	<b>126</b>	<b>60.9</b>	<b>1584</b>	<b>7.65</b>	<b>13</b>	<b>6.3</b>	<b>72t</b>	<b>3</b>	<b>1.4</b>	<b>99.6</b>
Carr, Oak.	139	95	68.3	924	6.65	8	5.8	64t	4	2.9	93.9
Goff, LA-R	185	111	60.0	1484	8.02	8	4.3	69	3	1.6	93.2
Prescott, Dal.	179	112	62.6	1192	6.66	11	6.1	53	4	2.2	93.1
Keenum, Min.	159	102	64.2	1134	7.13	5	3.1	59t	1	0.6	93.1
Winston, T.B.	164	99	60.4	1259	7.68	7	4.3	58t	3	1.8	91.0
Taylor, Buf.	136	85	62.5	910	6.69	6	4.4	47	2	1.5	90.6
Wilson, Sea.	178	111	62.4	1222	6.87	8	4.5	46	3	1.7	90.6
Manning, NY-G	221	148	67.0	1466	6.63	9	4.1	77t	5	2.3	89.7
Stafford, Det.	225	136	60.4	1428	6.35	12	5.3	45t	4	1.8	89.3
McCown, NY-J	194	136	70.1	1374	7.08	7	3.6	69t	6	3.1	89.2
Rivers, LA-C	230	141	61.3	1633	7.10	10	4.3	75t	5	2.2	88.2
Dalton, Cin.	159	104	65.4	1220	7.67	7	4.4	77t	6	3.8	87.5
Ryan, Atl.	170	112	65.9	1357	7.98	6	3.5	88t	6	3.5	87.3
Palmer, Ariz	249	154	61.8	1856	7.45	9	3.6	46	6	2.4	86.7
Newton, Car.	197	127	64.5	1476	7.49	9	4.6	64	8	4.1	85.3
Mariota, Ten.	142	89	62.7	1098	7.73	4	2.8	55t	4	2.8	84.2
Siemian, Den.	176	108	61.4	1264	7.18	8	4.5	44	6	3.4	84.1
Brissett, Ind.	164	98	59.8	1209	7.37	3	1.8	63	3	1.8	81.1
Bortles, Jac.	170	97	57.1	1068	6.28	8	4.7	35	5	2.9	79.2
Roethlisberger, Pit.	220	137	62.3	1521	6.91	7	3.2	51t	8	3.6	78.2
Glennon, Chi.	140	93	66.4	833	5.95	4	2.9	29	5	3.6	76.9
Cutler, Mia.	164	101	61.6	857	5.23	5	3.0	31	4	2.4	75.2
Hoyer, S.F.	205	119	58.0	1245	6.07	4	2.0	59	4	2.0	74.1
Flacco, Bal.	185	116	62.7	1003	5.42	4	2.2	54	8	4.3	66.1
*Kizer, Cle.	159	81	50.9	851	5.35	3	1.9	38	9	5.7	49.5

NFL / LEADING PASSERS, RANKS

Player, Team	Att	Comp	Pct		Avg		Pct			Pct	Rating
			Comp	Yds	Gain	TD	TD	Long	Int		
A. Smith, K.C.	12	5	1	3	1	5t	4		1	1	1
Brady, N.E.	2	2	10	1	3	2t	8		3t	3	2
Cousins, Was.	28	21	6	14	2	10t	7		3t	5	3
A. Rodgers, G.B.	11	9	8	11	16	2t	2		7t	8	4
Brees, N.O.	15	11t	3	15	14	8t	9		3t	4	5
*Watson, Hou.	19	20	22	16	11	1	1		19t	21	6
<b>Wentz, Phi.</b>	<b>7</b>	<b>11t</b>	<b>25</b>	<b>5</b>	<b>9</b>	<b>2t</b>	<b>3</b>		<b>7t</b>	<b>6</b>	<b>7</b>
Carr, Oak.	31	28	4	28	24	14t	6		13t	22	8
Goff, LA-R	13t	17t	28	7	4	14t	18		7t	9	9
Prescott, Dal.	16	15t	16	23	23	7	5		13t	16	10
Keenum, Min.	25t	23	13	24	17	25t	25		2	2	11
Winston, T.B.	22t	25	27	18	7	19t	19		7t	12t	12
Taylor, Buf.	32	31	17	29	22	23t	15		3t	7	13
Wilson, Sea.	17	17t	18	20	21	14t	14		7t	10	14
Manning, NY-G	5	3	5	9	25	10t	20		19t	17	15
Stafford, Det.	4	7t	26	10	26	5t	10		13t	11	16
McCown, NY-J	10	7t	2	12	19	19t	22		24t	24	17
Rivers, LA-C	3	4	24	4	18	8t	17		19t	15	18
Dalton, Cin.	25t	22	11	21	8	19t	16		24t	29	19
Ryan, Atl.	20t	15t	9	13	5	23t	23		24t	26	20
Palmer, Ariz	1	1	20	2	12	10t	21		24t	18	21
Newton, Car.	9	10	12	8	10	10t	12		29t	30	22
Mariota, Ten.	29	30	15	25	6	27t	28		13t	20	23
Siemian, Den.	18	19	23	17	15	14t	13		24t	25	24
Brissett, Ind.	22t	26	29	22	13	32t	32		7t	12t	25
Bortles, Jac.	20t	27	31	26	27	14t	11		19t	23	26
Roethlisberger, Pit.	6	6	19	6	20	19t	24		29t	28	27
Glennon, Chi.	30	29	7	32	29	27t	27		19t	27	28
Cutler, Mia.	22t	24	21	30	32	25t	26		13t	19	29
Hoyer, S.F.	8	13	30	19	28	27t	30		13t	14	30
Flacco, Bal.	13t	14	14	27	30	27t	29		29t	31	31
*Kizer, Cle.	25t	32	32	31	31	32t	31		32	32	32

**WEEK 6 / THROUGH MONDAY, OCTOBER 16, 2017**

**NFL / FOURTH-QUARTER PASSING LEADERS**

Rank	Player, Team	Att	Comp	Comp%	Yards	YPA	TD	TD%	Int	Int%	Rating
1)	Wilson, Sea.	45	30	66.7	365	8.11	5	11.1	0	0.0	128.5
2)	Fitzpatrick, T.B.	14	11	78.6	144	10.29	2	14.3	1	7.1	119.3
3)	A. Rodgers, G.B.	54	34	63.0	359	6.65	6	11.1	0	0.0	119.3
4)	Hogan, Cle.	26	18	69.2	202	7.77	2	7.7	0	0.0	117.8
5)	A. Smith, K.C.	56	34	60.7	518	9.25	4	7.1	0	0.0	115.0
6)	Mariota, Ten.	29	18	62.1	251	8.66	2	6.9	0	0.0	112.9
7)	Brees, N.O.	52	41	78.8	387	7.44	3	5.8	1	1.9	108.9
8)	Manning, NY-G	65	44	67.7	528	8.12	5	7.7	2	3.1	105.2
9)	Rivers, LA-C	79	50	63.3	531	6.72	5	6.3	0	0.0	103.9
10)	Carr, Oak.	38	27	71.1	215	5.66	2	5.3	0	0.0	102.4
11)	Brady, N.E.	53	34	64.2	373	7.04	2	3.8	0	0.0	97.4
12)	Hoyer, S.F.	57	31	54.4	330	5.79	4	7.0	0	0.0	94.9
13)	Bortles, Jac.	30	21	70.0	252	8.40	1	3.3	1	3.3	92.6
14)	Winston, T.B.	48	31	64.6	442	9.21	2	4.2	2	4.2	90.8
15)	Cousins, Was.	35	23	65.7	291	8.31	1	2.9	1	2.9	89.1
16)	Glennon, Chi.	69	45	65.2	410	5.94	2	2.9	1	1.4	84.8
17)	Brissett, Ind.	36	21	58.3	289	8.03	0	0.0	0	0.0	84.1
18)	*Watson, Hou.	52	28	53.8	439	8.44	4	7.7	3	5.8	83.7
19)	Cutler, Mia.	58	36	62.1	349	6.02	2	3.4	1	1.7	83.2
20)	Palmer, Ariz	80	46	57.5	573	7.16	2	2.5	1	1.3	83.0
<b>21)</b>	<b>Wentz, Phi.</b>	<b>52</b>	<b>31</b>	<b>59.6</b>	<b>307</b>	<b>5.90</b>	<b>2</b>	<b>3.8</b>	<b>1</b>	<b>1.9</b>	<b>81.2</b>
22)	Ryan, Atl.	51	30	58.8	424	8.31	3	5.9	3	5.9	80.8
23)	Stafford, Det.	58	29	50.0	379	6.53	4	6.9	2	3.4	79.6
24)	McCown, NY-J	52	33	63.5	381	7.33	2	3.8	3	5.8	74.3
25)	Prescott, Dal.	57	31	54.4	417	7.32	3	5.3	3	5.3	73.5
26)	Siemian, Den.	38	23	60.5	306	8.05	1	2.6	2	5.3	72.9
27)	Taylor, Buf.	30	21	70.0	173	5.77	0	0.0	1	3.3	70.6
28)	Roethlisberger, Pit.	49	32	65.3	385	7.86	1	2.0	3	6.1	70.5
29)	Keenum, Min.	39	22	56.4	184	4.72	0	0.0	0	0.0	68.8
30)	*Beathard, S.F.	16	8	50.0	112	7.00	1	6.3	1	6.3	67.7
31)	Goff, LA-R	41	20	48.8	341	8.32	1	2.4	2	4.9	65.2
32)	Dalton, Cin.	36	20	55.6	205	5.69	0	0.0	1	2.8	60.5
33)	Newton, Car.	46	26	56.5	258	5.61	1	2.2	3	6.5	52.6
34)	Flacco, Bal.	51	32	62.7	255	5.00	0	0.0	3	5.9	50.7
35)	*Kizer, Cle.	57	26	45.6	284	4.98	2	3.5	3	5.3	50.6
36)	Manuel, Oak.	23	12	52.2	123	5.35	0	0.0	1	4.3	49.7
37)	Hundley, G.B.	24	13	54.2	96	4.00	0	0.0	2	8.3	29.2

**NFL / THIRD-DOWN PASSING LEADERS**

Rank	Player, Team	Att	Comp	Comp%	Yards	YPA	TD	TD%	Int	Int%	Rating
<b>1)</b>	<b>Wentz, Phi.</b>	<b>63</b>	<b>42</b>	<b>66.7</b>	<b>642</b>	<b>10.19</b>	<b>7</b>	<b>11.1</b>	<b>1</b>	<b>1.6</b>	<b>130.5</b>
2)	Brady, N.E.	60	39	65.0	524	8.73	5	8.3	0	0.0	120.4
3)	Stafford, Det.	66	39	59.1	487	7.38	6	9.1	0	0.0	112.4
4)	A. Smith, K.C.	46	33	71.7	383	8.33	2	4.3	0	0.0	111.1
5)	Brees, N.O.	50	34	68.0	358	7.16	3	6.0	0	0.0	108.6
6)	Ryan, Atl.	38	26	68.4	338	8.89	2	5.3	1	2.6	102.7
7)	A. Rodgers, G.B.	44	24	54.5	348	7.91	4	9.1	1	2.3	101.3
8)	*Watson, Hou.	37	22	59.5	199	5.38	3	8.1	0	0.0	101.1
9)	Manning, NY-G	58	38	65.5	359	6.19	3	5.2	0	0.0	99.7
10)	Goff, LA-R	57	35	61.4	406	7.12	4	7.0	1	1.8	99.0
11)	McCown, NY-J	57	43	75.4	500	8.77	3	5.3	3	5.3	97.1
12)	Cousins, Was.	52	31	59.6	388	7.46	4	7.7	2	3.8	92.5
13)	Prescott, Dal.	48	32	66.7	340	7.08	2	4.2	1	2.1	92.4
14)	Cutler, Mia.	46	29	63.0	233	5.07	2	4.3	0	0.0	90.2
15)	Keenum, Min.	46	29	63.0	306	6.65	1	2.2	0	0.0	89.6
16)	Taylor, Buf.	45	30	66.7	275	6.11	3	6.7	2	4.4	86.8
17)	Glennon, Chi.	41	29	70.7	291	7.10	2	4.9	2	4.9	86.5
18)	Carr, Oak.	39	25	64.1	225	5.77	2	5.1	1	2.6	86.0
19)	Siemian, Den.	53	32	60.4	394	7.43	4	7.5	3	5.7	84.9
20)	Palmer, Ariz	70	40	57.1	501	7.16	2	2.9	2	2.9	77.1
21)	Winston, T.B.	38	20	52.6	284	7.47	0	0.0	0	0.0	77.1
22)	Wilson, Sea.	55	31	56.4	303	5.51	2	3.6	1	1.8	76.6
23)	Hoyer, S.F.	60	35	58.3	283	4.72	2	3.3	1	1.7	74.5
24)	Brissett, Ind.	53	29	54.7	336	6.34	1	1.9	1	1.9	72.5
25)	Flacco, Bal.	48	27	56.3	262	5.46	1	2.1	1	2.1	70.0
26)	Rivers, LA-C	65	41	63.1	494	7.60	1	1.5	4	6.2	65.8
27)	Mariota, Ten.	46	23	50.0	276	6.00	0	0.0	1	2.2	59.7
28)	Dalton, Cin.	42	22	52.4	273	6.50	2	4.8	3	7.1	58.9
29)	Newton, Car.	52	31	59.6	415	7.98	2	3.8	6	11.5	58.3
30)	Roethlisberger, Pit.	59	31	52.5	334	5.66	4	6.8	5	8.5	56.7
31)	Bortles, Jac.	55	24	43.6	242	4.40	1	1.8	2	3.6	47.7
32)	*Kizer, Cle.	41	19	46.3	238	5.80	0	0.0	4	9.8	25.3

**WEEK 6 / THROUGH MONDAY, OCTOBER 16, 2017**

**NFL / LEADING RUSHERS**

Rank	Player, Team	Att	Yards	Avg	Long	TD
1)	*K. Hunt, K.C.	106	630	5.9	69t	4
2)	*Fournette, Jac.	130	596	4.6	90t	6
3)	Bell, Pit.	134	550	4.1	27	4
4)	Gurley, LA-R	123	521	4.2	29	4
5)	Howard, Chi.	118	495	4.2	53	4
6)	E. Elliott, Dal.	105	393	3.7	30	2
7)	Ajayi, Mia.	102	391	3.8	20	0
<b>8)</b>	<b>Blount, Phi.</b>	<b>70</b>	<b>390</b>	<b>5.6</b>	<b>68</b>	<b>1</b>
9)	L. Miller, Hou.	98	372	3.8	19	1
10)	Hyde, S.F.	86	360	4.2	61	4
11)	Gordon, LA-C	99	356	3.6	21	3
12)	*Cook, Min.	74	354	4.8	33	2
13)	Freeman, Atl.	79	353	4.5	44	5
14)	C. Anderson, Den.	82	347	4.2	40	1
15)	Abdullah, Det.	90	342	3.8	34	1
16)	Collins, Bal.	52	335	6.4	50	0
17)	Henry, Ten.	62	318	5.1	72t	2
18)	Murray, Ten.	68	313	4.6	75t	2
19)	Gillislee, N.E.	79	290	3.7	16	4
20)	Gore, Ind.	85	288	3.4	21	2
21)	Ingram, N.O.	67	284	4.2	51	2
22)	Allen, Bal.	76	281	3.7	37	1
23)	McCoy, Buf.	87	279	3.2	27	0
24)	Lynch, Oak.	70	257	3.7	15	2
25)	Crowell, Cle.	74	252	3.4	17	0
26)	Stewart, Car.	85	247	2.9	17	0
27)	Powell, NY-J	51	240	4.7	75t	2
28)	Darkwa, NY-G	42	239	5.7	47	1
29)	*Cohen, Chi.	50	226	4.5	46	0
30t)	*A. Jones, G.B.	45	215	4.8	22	2
30t)	A. Peterson, N.O.-Ariz	53	215	4.1	27t	2
32)	T. Coleman, Atl.	38	213	5.6	35	1
33)	*Carson, Sea.	49	208	4.2	30	0
34)	*Foreman, Hou.	50	207	4.1	39	0
35)	*Watson, Hou. (QB)	28	202	7.2	49t	2
36)	*McGuire, NY-J	44	198	4.5	69t	1
37)	Charles, Den.	38	194	5.1	19	1
38)	McKinnon, Min.	42	190	4.5	58t	2
39)	*Mixon, Cin.	67	187	2.8	20	1
40)	Montgomery, G.B.	56	180	3.2	11	2
41)	C. Thompson, Was.	36	175	4.9	61t	2
42)	Rodgers, T.B.	46	168	3.7	36	1
43)	*Perine, Was.	55	166	3.0	12	0
44)	Ivory, Jac.	40	162	4.1	19	0
45)	Newton, Car. (QB)	40	161	4.0	16t	3
46)	*Kamara, N.O.	25	158	6.3	25t	1
47)	Wilson, Sea. (QB)	30	154	5.1	29	1
48)	D. Lewis, N.E.	30	151	5.0	31	2
49)	*Breida, S.F.	34	141	4.1	14	0
50)	West, Bal.	39	138	3.5	13	2

**WEEK 6 / THROUGH MONDAY, OCTOBER 16, 2017**

**NFL / THIRD-AND-ONE RUSHING LEADERS**

Rank	Player, Team	Att	FD	Pct
1t)	Turbin, Ind.	7	7	100.0
1t)	Freeman, Atl.	4	4	100.0
1t)	*K. Hunt, K.C.	4	4	100.0
1t)	Palmer, Ariz	4	4	100.0
1t)	Allen, Bal.	3	3	100.0
1t)	Henry, Ten.	3	3	100.0
1t)	D. Johnson, Cle.	3	3	100.0
1t)	Watson, Pit.	3	3	100.0
1t)	Charles, Den.	2	2	100.0
1t)	*Kizer, Cle.	2	2	100.0
1t)	Lynch, Oak.	2	2	100.0
1t)	Montgomery, G.B.	2	2	100.0
1t)	Murray, Min.	2	2	100.0
1t)	Newton, Car.	2	2	100.0
1t)	Rodgers, T.B.	2	2	100.0
1t)	Stewart, Car.	2	2	100.0
1t)	*Watson, Hou.	2	2	100.0
1t)	West, Bal.	2	2	100.0
19)	A. Smith, K.C.	4	3	75.0
20t)	Ajayi, Mia.	3	2	66.7
<b>20t)</b>	<b>Blount, Phi.</b>	<b>3</b>	<b>2</b>	<b>66.7</b>
20t)	Dalton, Cin.	3	2	66.7
20t)	E. Elliott, Dal.	3	2	66.7
20t)	Ivory, Jac.	3	2	66.7
20t)	*A. Jones, G.B.	3	2	66.7
20t)	McCoy, Buf.	3	2	66.7
27t)	Gurley, LA-R	10	5	50.0
27t)	T. Coleman, Atl.	4	2	50.0
27t)	*Foreman, Hou.	4	2	50.0
27t)	Howard, Chi.	4	2	50.0



**WEEK 6 / THROUGH MONDAY, OCTOBER 16, 2017**

**NFL / LEADERS IN RECEPTIONS**

Rank	Player, Team	Rec	Yards	Avg	Long	TD
1)	Brown, Pit.	48	700	14.6	51t	2
2)	Fitzgerald, Ariz	42	465	11.1	37	3
3t)	Thielen, Min.	38	489	12.9	45	0
3t)	Landry, Mia.	38	272	7.2	18	2
5t)	Hopkins, Hou.	37	382	10.3	34t	6
5t)	*McCaffrey, Car. (RB)	37	293	7.9	37	2
7)	Tate, Det.	36	363	10.1	45t	2
<b>8)</b>	<b>Ertz, Phi. (TE)</b>	<b>34</b>	<b>405</b>	<b>11.9</b>	<b>53</b>	<b>4</b>
9t)	Allen, LA-C	33	446	13.5	50	1
9t)	Garcon, S.F.	33	434	13.2	59	0
9t)	Kelce, K.C. (TE)	33	390	11.8	44	2
9t)	White, N.E. (RB)	33	252	7.6	26	0
13)	Green, Cin.	32	504	15.8	77t	3
14t)	Hill, K.C.	30	390	13.0	75t	2
14t)	Bell, Pit. (RB)	30	156	5.2	18	0
16t)	De. Thomas, Den.	28	380	13.6	40	0
16t)	D. Adams, G.B.	28	339	12.1	41	5
16t)	Thomas, N.O.	28	321	11.5	33	2
16t)	Ellington, Ariz (RB)	28	257	9.2	24	0
16t)	Gordon, LA-C (RB)	28	222	7.9	22	4
21t)	M. Evans, T.B.	27	371	13.7	41	3
21t)	Funchess, Car.	27	305	11.3	24	3
21t)	Baldwin, Sea.	27	284	10.5	36	1
21t)	Witten, Dal. (TE)	27	229	8.5	28t	2
21t)	McCoy, Buf. (RB)	27	189	7.0	21	0
26t)	Gronkowski, N.E. (TE)	26	401	15.4	53t	4
26t)	Benjamin, Car.	26	371	14.3	43	1
26t)	Amendola, N.E.	26	307	11.8	27	1
26t)	Kearse, NY-J	26	299	11.5	44	3
26t)	D. Johnson, Cle. (RB)	26	269	10.3	41t	1
26t)	Cobb, G.B.	26	246	9.5	29	1
26t)	*Cohen, Chi. (RB)	26	158	6.1	19t	1
33t)	Hilton, Ind.	25	485	19.4	63	1
33t)	Ju. Jones, Atl.	25	367	14.7	34	0
33t)	Crabtree, Oak.	25	304	12.2	41t	5
33t)	Beckham, NY-G	25	302	12.1	48t	3
33t)	Nelson, G.B.	25	290	11.6	58	6
33t)	Sanders, Den.	25	266	10.6	33	2
33t)	Walker, Ten. (TE)	25	261	10.4	23	0
40t)	Cooks, N.E.	24	472	19.7	54	2
40t)	Matthews, Ten.	24	353	14.7	55t	1
<b>40t)</b>	<b>Jeffery, Phi.</b>	<b>24</b>	<b>317</b>	<b>13.2</b>	<b>37</b>	<b>2</b>
40t)	Hogan, N.E.	24	307	12.8	47t	5
40t)	*Engram, NY-G (TE)	24	282	11.8	31	2
40t)	Doyle, Ind. (TE)	24	213	8.9	21	1
40t)	Watson, Bal. (TE)	24	176	7.3	23	1
40t)	*Kamara, N.O. (RB)	24	159	6.6	38	1
48t)	Diggs, Min.	23	395	17.2	59t	4
48t)	Humphries, T.B.	23	258	11.2	38	0
48t)	Gurley, LA-R (RB)	23	245	10.7	53t	3
48t)	Decker, Ten.	23	226	9.8	27	0
48t)	Riddick, Det. (RB)	23	180	7.8	21	1
48t)	Seferian-Jenkins, NY-J (TE)	23	152	6.6	27	2
48t)	Hyde, S.F. (RB)	23	142	6.2	12	0
48t)	Allen, Bal. (RB)	23	114	5.0	14	1

**WEEK 6 / THROUGH MONDAY, OCTOBER 16, 2017**

**NFL / RECEIVING YARDAGE LEADERS**

Rank	Player, Team	Yards	Rec	Avg	Long	TD
1)	Brown, Pit.	700	48	14.6	51t	2
2)	Green, Cin.	504	32	15.8	77t	3
3)	Thielen, Min.	489	38	12.9	45	0
4)	Hilton, Ind.	485	25	19.4	63	1
5)	Cooks, N.E.	472	24	19.7	54	2
6)	Fitzgerald, Ariz	465	42	11.1	37	3
7)	Allen, LA-C	446	33	13.5	50	1
8)	Garcon, S.F.	434	33	13.2	59	0
<b>9)</b>	<b>Ertz, Phi. (TE)</b>	<b>405</b>	<b>34</b>	<b>11.9</b>	<b>53</b>	<b>4</b>
10)	Gronkowski, N.E. (TE)	401	26	15.4	53t	4
11)	Diggs, Min.	395	23	17.2	59t	4
12t)	Hill, K.C.	390	30	13.0	75t	2
12t)	Kelce, K.C. (TE)	390	33	11.8	44	2
14)	Hopkins, Hou.	382	37	10.3	34t	6
15)	De. Thomas, Den.	380	28	13.6	40	0
16t)	Benjamin, Car.	371	26	14.3	43	1
16t)	M. Evans, T.B.	371	27	13.7	41	3
18)	Ju. Jones, Atl.	367	25	14.7	34	0
19)	Tate, Det.	363	36	10.1	45t	2
20)	Matthews, Ten.	353	24	14.7	55t	1
21)	C. Thompson, Was. (RB)	340	18	18.9	74	2
22)	D. Adams, G.B.	339	28	12.1	41	5
23)	Woods, LA-R	322	22	14.6	31	0
<b>24t)</b>	<b>Agholor, Phi.</b>	<b>321</b>	<b>20</b>	<b>16.1</b>	<b>72t</b>	<b>4</b>
24t)	Thomas, N.O.	321	28	11.5	33	2
<b>26)</b>	<b>Jeffery, Phi.</b>	<b>317</b>	<b>24</b>	<b>13.2</b>	<b>37</b>	<b>2</b>
27t)	Amendola, N.E.	307	26	11.8	27	1
27t)	Dickson, Car. (TE)	307	15	20.5	64	0
27t)	Hogan, N.E.	307	24	12.8	47t	5
30)	Funchess, Car.	305	27	11.3	24	3
31)	Crabtree, Oak.	304	25	12.2	41t	5
32)	Beckham, NY-G	302	25	12.1	48t	3
33)	Kearse, NY-J	299	26	11.5	44	3
34)	Anderson, NY-J	296	18	16.4	69t	1
35)	*McCaffrey, Car. (RB)	293	37	7.9	37	2
36)	Lee, Jac.	291	20	14.6	35	0
37)	Nelson, G.B.	290	25	11.6	58	6
38t)	Jackson, T.B.	287	17	16.9	41	2
38t)	Ty. Williams, LA-C	287	20	14.4	75t	1
40)	Baldwin, Sea.	284	27	10.5	36	1
41)	*Engram, NY-G (TE)	282	24	11.8	31	2
42)	Brate, T.B. (TE)	281	21	13.4	35	4
43)	M. Jones, Det.	280	20	14.0	38	3
44)	Nelson, Ariz	277	17	16.3	45t	2
45)	Ja. Brown, Ariz	274	18	15.2	32	1
46)	Landry, Mia.	272	38	7.2	18	2
47t)	Goodwin, S.F.	269	16	16.8	51	0
47t)	D. Johnson, Cle. (RB)	269	26	10.3	41t	1
49)	Sanders, Den.	266	25	10.6	33	2
50)	*Kupp, LA-R	265	19	13.9	28	2

WEEK 6 / THROUGH MONDAY, OCTOBER 16, 2017

NFL / THIRD-DOWN RECEIVING LEADERS

Rank	Player, Team	Rec	Yards	Avg	Long	TD
1)	Allen, LA-C	18	279	15.5	50	0
2t)	Tate, Det.	13	180	13.8	45t	1
2t)	Landry, Mia.	13	77	5.9	12	1
4)	Brown, Pit.	12	158	13.2	51t	1
5t)	Thielen, Min.	11	145	13.2	27	0
5t)	Fitzgerald, Ariz	11	136	12.4	33	0
<b>5t)</b>	<b>Ertz, Phi. (TE)</b>	<b>11</b>	<b>112</b>	<b>10.2</b>	<b>23</b>	<b>3</b>
5t)	McCoy, Buf. (RB)	11	96	8.7	18	0
5t)	McKinnon, Min. (RB)	11	40	3.6	10	0
<b>10t)</b>	<b>Agholor, Phi.</b>	<b>10</b>	<b>236</b>	<b>23.6</b>	<b>72t</b>	<b>2</b>
10t)	Gronkowski, N.E. (TE)	10	173	17.3	53t	3
10t)	Amendola, N.E.	10	136	13.6	27	0
10t)	Funchess, Car.	10	95	9.5	20	1
14t)	Hilton, Ind.	9	162	18.0	61t	1
14t)	Kelce, K.C. (TE)	9	115	12.8	32	0
<b>14t)</b>	<b>Jeffery, Phi.</b>	<b>9</b>	<b>112</b>	<b>12.4</b>	<b>16</b>	<b>0</b>
14t)	Brate, T.B. (TE)	9	110	12.2	26	1
14t)	Hogan, N.E.	9	94	10.4	26	2
14t)	*Engram, NY-G (TE)	9	87	9.7	17	1
14t)	*Taylor, S.F.	9	73	8.1	18	1
21t)	De. Thomas, Den.	8	174	21.8	40	0
21t)	C. Thompson, Was. (RB)	8	151	18.9	74	1
21t)	Ja. Brown, Ariz	8	134	16.8	30	1
21t)	Kearse, NY-J	8	120	15.0	34t	2
21t)	Diggs, Min.	8	115	14.4	59t	2
21t)	D. Johnson, Cle. (RB)	8	115	14.4	34	0
21t)	Lockett, Sea.	8	103	12.9	41	0
21t)	Hill, K.C.	8	100	12.5	38	0
21t)	Kerley, NY-J	8	100	12.5	30	0
21t)	Thomas, N.O.	8	86	10.8	16	0
31t)	Benjamin, Car.	7	127	18.1	43	0
31t)	M. Jones, Det.	7	125	17.9	38	2
31t)	*Kupp, LA-R	7	111	15.9	28	1
31t)	Matthews, Ten.	7	106	15.1	24	0
31t)	Nelson, G.B.	7	104	14.9	32t	3
31t)	Anderson, NY-J	7	96	13.7	41	0
31t)	Lee, Jac.	7	96	13.7	31	0
31t)	Gurley, LA-R (RB)	7	92	13.1	28	1
31t)	Rudolph, Min. (TE)	7	89	12.7	27	1
31t)	E. Elliott, Dal. (RB)	7	85	12.1	31	1
31t)	Wright, Chi.	7	83	11.9	18	1
31t)	Crabtree, Oak.	7	79	11.3	26t	2
31t)	Ellington, Ariz (RB)	7	71	10.1	22	0
31t)	*Cohen, Chi. (RB)	7	67	9.6	14	0
31t)	White, N.E. (RB)	7	51	7.3	16	0
31t)	Crowder, Was.	7	47	6.7	21	0
31t)	Hyde, S.F. (RB)	7	44	6.3	12	0
31t)	Graham, Sea. (TE)	7	43	6.1	14	0
31t)	*Kamara, N.O. (RB)	7	18	2.6	12t	1
50t)	Hooper, Atl. (TE)	6	159	26.5	88t	1
50t)	Green, Cin.	6	119	19.8	47	2
50t)	Cobb, G.B.	6	89	14.8	29	1
50t)	Hurns, Jac.	6	75	12.5	16	1
50t)	Woods, LA-R	6	72	12.0	19	0
50t)	Hopkins, Hou.	6	69	11.5	34t	2
50t)	*McCaffrey, Car. (RB)	6	69	11.5	16	0
50t)	Watkins, LA-R	6	69	11.5	28	2
50t)	Ju. Jones, Atl.	6	66	11.0	16	0
50t)	D. Adams, G.B.	6	65	10.8	21	1
50t)	Fowler, Den.	6	63	10.5	20	2
50t)	Beckham, NY-G	6	62	10.3	16	0
50t)	Garcon, S.F.	6	62	10.3	18	0
50t)	Decker, Ten.	6	61	10.2	17	0
50t)	Williams, Dal.	6	59	9.8	23	0
50t)	Walker, Ten. (TE)	6	56	9.3	19	0
50t)	J. Cook, Oak. (TE)	6	50	8.3	17	0
50t)	C. Anderson, Den. (RB)	6	49	8.2	16t	1
50t)	Beasley, Dal.	6	40	6.7	12	0
50t)	Witten, Dal. (TE)	6	38	6.3	9	0
50t)	Ivory, Jac. (RB)	6	35	5.8	14	0
50t)	Bell, Pit. (RB)	6	32	5.3	9	0
50t)	Turbin, Ind. (RB)	6	31	5.2	11	0
50t)	*Kittle, S.F. (TE)	6	29	4.8	8	0
50t)	Seferian-Jenkins, NY-J (TE)	6	25	4.2	10	1

**WEEK 6 / THROUGH MONDAY, OCTOBER 16, 2017**

**NFL / LEADING SCORERS, NONKICKERS**

Rank	Player, Team	TD	Rush	Rec	Ret	X2	Pts
1t)	*Fournette, Jac. (RB)	7	6	1	0	0	42
1t)	Gordon, LA-C (RB)	7	3	4	0	0	42
1t)	Gurley, LA-R (RB)	7	4	3	0	0	42
4t)	Hopkins, Hou. (WR)	6	0	6	0	0	36
4t)	*K. Hunt, K.C. (RB)	6	4	2	0	0	36
4t)	Nelson, G.B. (WR)	6	0	6	0	0	36
7t)	D. Adams, G.B. (WR)	5	0	5	0	0	30
7t)	Crabtree, Oak. (WR)	5	0	5	0	0	30
7t)	Freeman, Atl. (RB)	5	5	0	0	0	30
7t)	W. Fuller, Hou. (WR)	5	0	5	0	0	30
7t)	Hogan, N.E. (WR)	5	0	5	0	0	30
<b>12t)</b>	<b>Agholor, Phi. (WR)</b>	<b>4</b>	<b>0</b>	<b>4</b>	<b>0</b>	<b>0</b>	<b>24</b>
12t)	Bell, Pit. (RB)	4	4	0	0	0	24
12t)	Brate, T.B. (TE)	4	0	4	0	0	24
12t)	Diggs, Min. (WR)	4	0	4	0	0	24
<b>12t)</b>	<b>Ertz, Phi. (TE)</b>	<b>4</b>	<b>0</b>	<b>4</b>	<b>0</b>	<b>0</b>	<b>24</b>
12t)	Gillislee, N.E. (RB)	4	4	0	0	0	24
12t)	Gronkowski, N.E. (TE)	4	0	4	0	0	24
12t)	Howard, Chi. (RB)	4	4	0	0	0	24
12t)	Hyde, S.F. (RB)	4	4	0	0	0	24
12t)	C. Thompson, Was. (RB)	4	2	2	0	0	24
22t)	Beckham, NY-G (WR)	3	0	3	0	0	18
22t)	Brissett, Ind. (QB)	3	3	0	0	0	18
22t)	Bryant, Dal. (WR)	3	0	3	0	0	18
22t)	E. Elliott, Dal. (RB)	3	2	1	0	0	18
22t)	M. Evans, T.B. (WR)	3	0	3	0	0	18
22t)	Fells, Det. (TE)	3	0	3	0	0	18
22t)	Fitzgerald, Ariz (WR)	3	0	3	0	0	18
22t)	Funchess, Car. (WR)	3	0	3	0	0	18
22t)	Green, Cin. (WR)	3	0	3	0	0	18
22t)	Hill, K.C. (WR)	3	0	2	1	0	18
22t)	D. Johnson, Cle. (RB)	3	2	1	0	0	18
22t)	M. Jones, Det. (WR)	3	0	3	0	0	18
22t)	Kearse, NY-J (WR)	3	0	3	0	0	18
22t)	Lewis, Jac. (TE)	3	0	3	0	0	18
22t)	Mariota, Ten. (QB)	3	3	0	0	0	18
22t)	McKinnon, Min. (RB)	3	2	1	0	0	18
22t)	Montgomery, G.B. (RB)	3	2	1	0	0	18
22t)	Newton, Car. (QB)	3	3	0	0	0	18
22t)	*Njoku, Cle. (TE)	3	0	3	0	0	18
22t)	West, K.C. (RB)	3	1	2	0	0	18
<b>42t)</b>	<b>Blount, Phi. (RB)</b>	<b>2</b>	<b>1</b>	<b>1</b>	<b>0</b>	<b>1</b>	<b>14</b>
42t)	Cooks, N.E. (WR)	2	0	2	0	1	14
<b>42t)</b>	<b>Jeffery, Phi. (WR)</b>	<b>2</b>	<b>0</b>	<b>2</b>	<b>0</b>	<b>1</b>	<b>14</b>
42t)	Martin, T.B. (RB)	2	2	0	0	1	14
42t)	*Watson, Hou. (QB)	2	2	0	0	1	14



**WEEK 6 / THROUGH MONDAY, OCTOBER 16, 2017**

**NFL / LEADING SCORERS, KICKERS**

Rank	Player, Team	PAT	FG	Pct	Long	Pts
1)	Zuerlein, LA-R	18/18	17/18	.944	56	69
2)	Succop, Ten.	14/14	16/17	.941	52	62
3t)	Gano, Car.	11/12	15/16	.938	48	56
3t)	Gostkowski, N.E.	17/18	13/14	.929	58	56
5)	Gould, S.F.	8/ 9	15/16	.938	52	53
<b>6t)</b>	<b>*Elliott, Cin.-Phi.</b>	<b>13/13</b>	<b>12/14</b>	<b>.857</b>	<b>61</b>	<b>49</b>
6t)	Lutz, N.O.	16/16	11/14	.786	50	49
8)	Myers, Jac.	15/17	11/15	.733	47	48
9t)	Fairbairn, Hou.	15/17	10/10	1.000	50	45
9t)	Prater, Det.	15/15	10/12	.833	58	45
9t)	Vinatieri, Ind.	9/11	12/13	.923	52	45
12t)	Boswell, Pit.	11/11	11/13	.846	49	44
12t)	Forbath, Min.	11/13	11/12	.917	53	44
14t)	Bryant, Atl.	13/13	10/11	.909	53	43
14t)	Catanzaro, NY-J	10/10	11/13	.846	57	43
16t)	Dawson, Ariz	11/11	10/14	.714	50	41
16t)	Hauschka, Buf.	8/ 8	11/12	.917	56	41
18t)	Tavecchio, Oak.	13/14	9/ 9	1.000	52	40
18t)	Tucker, Bal.	10/10	10/12	.833	50	40
20)	Hopkins, Was.	12/13	9/11	.818	48	39
21t)	*Butker, Car.-K.C.	6/ 6	10/11	.909	49	36
21t)	McManus, Den.	12/12	8/13	.615	46	36
21t)	Walsh, Sea.	9/10	9/10	.900	49	36
24)	Bailey, Dal.	14/14	7/ 7	1.000	56	35
25)	Crosby, G.B.	15/17	6/ 6	1.000	40	33
26)	Rosas, NY-G	10/10	7/ 9	.778	51	31
27)	Bullock, Cin.	9/ 9	7/ 8	.875	46	30
28t)	Folk, T.B.	7/ 9	6/11	.545	50	25
28t)	Parkey, Mia.	4/ 6	7/ 7	1.000	54	25
30)	Barth, Chi.	11/11	4/ 6	.667	54	23
31)	Santos, K.C.	12/12	3/ 3	1.000	39	21
32)	*Gonzalez, Cle.	11/11	3/ 6	.500	41	20
33)	*Koo, LA-C	9/ 9	3/ 6	.500	41	18
34)	Novak, LA-C	5/ 5	3/ 4	.750	32	14
<b>35)</b>	<b>Sturgis, Phi.</b>	<b>1/ 2</b>	<b>3/ 3</b>	<b>1.000</b>	<b>50</b>	<b>10</b>
36)	P. Murray, T.B.	1/ 1	0/ 0	---	--	1

**NFL / TOUCHBACKS ON KICKOFFS**

Rank	Player, Team	TB
1)	Zuerlein, LA-R	31
2)	Gano, Car.	29
3t)	Fairbairn, Hou.	26
3t)	Myers, Jac.	26
5)	Pinion, S.F.	24
6)	Tavecchio, Oak.	22
7)	Crosby, G.B.	21
8t)	Bosher, Atl.	20
8t)	Hopkins, Was.	20
8t)	Succop, Ten.	20
11t)	Catanzaro, NY-J	19
11t)	*Sanchez, Ind.	19
13t)	Dawson, Ariz	18
13t)	Lutz, N.O.	18
13t)	McManus, Den.	18
16t)	Bailey, Dal.	17
16t)	Boswell, Pit.	17
16t)	*Butker, Car.-K.C.	17
<b>16t)</b>	<b>*Elliott, Cin.-Phi.</b>	<b>17</b>
16t)	Tucker, Bal.	17
21t)	Forbath, Min.	16
21t)	Gostkowski, N.E.	16
21t)	Locke, Det.	16
24t)	Bullock, Cin.	13
24t)	Folk, T.B.	13
26t)	*Gonzalez, Cle.	12
26t)	Hauschka, Buf.	12
26t)	Rosas, NY-G	12
29t)	Barth, Chi.	11
29t)	Walsh, Sea.	11
31)	Santos, K.C.	10
32t)	*Koo, LA-C	8
32t)	Parkey, Mia.	8
34)	Prater, Det.	4
35)	P. Murray, T.B.	3
<b>36)</b>	<b>Sturgis, Phi.</b>	<b>2</b>
37)	Novak, LA-C	1

WEEK 6 / THROUGH MONDAY, OCTOBER 16, 2017

NFL / MOST YARDS FROM SCRIMMAGE

Rank	Player, Team	Total			Rushing			Receiving		
		Yards	Att+Rec	Avg	Yards	Att	Avg	Yards	Rec	Avg
1)	*K. Hunt, K.C. (RB)	885	127	7.0	630	106	5.9	255	21	12.1
2)	Gurley, LA-R (RB)	766	146	5.2	521	123	4.2	245	23	10.7
3)	*Fournette, Jac. (RB)	732	145	5.0	596	130	4.6	136	15	9.1
4)	Bell, Pit. (RB)	706	164	4.3	550	134	4.1	156	30	5.2
5)	Brown, Pit. (WR)	700	48	14.6	0	0	---	700	48	14.6
6)	Gordon, LA-C (RB)	578	127	4.6	356	99	3.6	222	28	7.9
7)	Howard, Chi. (RB)	554	129	4.3	495	118	4.2	59	11	5.4
8)	L. Miller, Hou. (RB)	547	113	4.8	372	98	3.8	175	15	11.7
9)	E. Elliott, Dal. (RB)	527	122	4.3	393	105	3.7	134	17	7.9
10)	C. Thompson, Was. (RB)	515	54	9.5	175	36	4.9	340	18	18.9
11)	Green, Cin. (WR)	504	32	15.8	0	0	---	504	32	15.8
12)	Hyde, S.F. (RB)	502	109	4.6	360	86	4.2	142	23	6.2
13)	Thielen, Min. (WR)	500	39	12.8	11	1	11.0	489	38	12.9
14)	Hilton, Ind. (WR)	485	25	19.4	0	0	---	485	25	19.4
15)	Cooks, N.E. (WR)	482	27	17.9	10	3	3.3	472	24	19.7
16)	McCoy, Buf. (RB)	468	114	4.1	279	87	3.2	189	27	7.0
17)	Fitzgerald, Ariz (WR)	465	42	11.1	0	0	---	465	42	11.1
18)	Allen, LA-C (WR)	446	33	13.5	0	0	---	446	33	13.5
19)	Ingram, N.O. (RB)	445	87	5.1	284	67	4.2	161	20	8.1
20)	*Cook, Min. (RB)	444	85	5.2	354	74	4.8	90	11	8.2
21t)	Freeman, Atl. (RB)	434	90	4.8	353	79	4.5	81	11	7.4
21t)	Garcon, S.F. (WR)	434	33	13.2	0	0	---	434	33	13.2
23t)	Ajayi, Mia. (RB)	414	109	3.8	391	102	3.8	23	7	3.3
23t)	C. Anderson, Den. (RB)	414	92	4.5	347	82	4.2	67	10	6.7
<b>25)</b>	<b>Blount, Phi. (RB)</b>	<b>411</b>	<b>73</b>	<b>5.6</b>	<b>390</b>	<b>70</b>	<b>5.6</b>	<b>21</b>	<b>3</b>	<b>7.0</b>
26)	Abdullah, Det. (RB)	410	100	4.1	342	90	3.8	68	10	6.8
<b>27t)</b>	<b>Ertz, Phi. (TE)</b>	<b>405</b>	<b>34</b>	<b>11.9</b>	<b>0</b>	<b>0</b>	<b>---</b>	<b>405</b>	<b>34</b>	<b>11.9</b>
27t)	Hill, K.C. (WR)	405	37	10.9	15	7	2.1	390	30	13.0
29)	Gronkowski, N.E. (TE)	401	26	15.4	0	0	---	401	26	15.4
30)	Murray, Ten. (RB)	399	82	4.9	313	68	4.6	86	14	6.1
31t)	Kelce, K.C. (TE)	397	35	11.3	7	2	3.5	390	33	11.8
31t)	*McCaffrey, Car. (RB)	397	75	5.3	104	38	2.7	293	37	7.9
33)	Allen, Bal. (RB)	395	99	4.0	281	76	3.7	114	23	5.0
34)	Diggs, Min. (WR)	393	25	15.7	-2	2	-1.0	395	23	17.2
35)	Gore, Ind. (RB)	388	95	4.1	288	85	3.4	100	10	10.0
36)	D. Johnson, Cle. (RB)	386	47	8.2	117	21	5.6	269	26	10.3
37)	*Cohen, Chi. (RB)	384	76	5.1	226	50	4.5	158	26	6.1
38)	Hopkins, Hou. (WR)	382	37	10.3	0	0	---	382	37	10.3
39)	De. Thomas, Den. (WR)	380	28	13.6	0	0	---	380	28	13.6
40)	Tate, Det. (WR)	372	39	9.5	9	3	3.0	363	36	10.1
41t)	Benjamin, Car. (WR)	371	26	14.3	0	0	---	371	26	14.3
41t)	M. Evans, T.B. (WR)	371	27	13.7	0	0	---	371	27	13.7
43)	T. Coleman, Atl. (RB)	370	52	7.1	213	38	5.6	157	14	11.2
44)	Ju. Jones, Atl. (WR)	367	25	14.7	0	0	---	367	25	14.7
45)	White, N.E. (RB)	351	56	6.3	99	23	4.3	252	33	7.6
46)	Matthews, Ten. (WR)	350	25	14.0	-3	1	-3.0	353	24	14.7
47)	Henry, Ten. (RB)	342	64	5.3	318	62	5.1	24	2	12.0
48)	D. Adams, G.B. (WR)	339	28	12.1	0	0	---	339	28	12.1
49)	Collins, Bal. (RB)	335	52	6.4	335	52	6.4	0	0	---
50)	Woods, LA-R (WR)	330	23	14.3	8	1	8.0	322	22	14.6

**WEEK 6 / THROUGH MONDAY, OCTOBER 16, 2017**

**NFL / LEADERS IN FIRST DOWNS**

Rank	Player, Team	Rush	Rec	Tot
1)	Bell, Pit. (RB)	36	8	44
2)	Gurley, LA-R (RB)	29	9	38
3t)	Gordon, LA-C (RB)	22	13	35
3t)	*K. Hunt, K.C. (RB)	24	11	35
5t)	Brown, Pit. (WR)	0	30	30
5t)	Howard, Chi. (RB)	29	1	30
7)	*Fournette, Jac. (RB)	24	5	29
8t)	E. Elliott, Dal. (RB)	25	3	28
8t)	Freeman, Atl. (RB)	23	5	28
10t)	Fitzgerald, Ariz (WR)	0	26	26
10t)	L. Miller, Hou. (RB)	17	9	26
12t)	Allen, Bal. (RB)	16	9	25
12t)	Allen, LA-C (WR)	0	25	25
12t)	Hopkins, Hou. (WR)	0	25	25
15)	McCoy, Buf. (RB)	15	9	24
<b>16t)</b>	<b>Ertz, Phi. (TE)</b>	<b>0</b>	<b>22</b>	<b>22</b>
16t)	Garcon, S.F. (WR)	0	22	22
16t)	Kelce, K.C. (TE)	2	20	22
16t)	*McCaffrey, Car. (RB)	6	16	22
16t)	Thielen, Min. (WR)	1	21	22
21t)	Ajayi, Mia. (RB)	20	1	21
21t)	Hyde, S.F. (RB)	15	6	21
21t)	Ingram, N.O. (RB)	12	9	21
21t)	Nelson, G.B. (WR)	0	21	21
21t)	C. Thompson, Was. (RB)	7	14	21
26t)	D. Adams, G.B. (WR)	0	20	20
26t)	M. Evans, T.B. (WR)	0	20	20
26t)	Green, Cin. (WR)	0	20	20
26t)	Landry, Mia. (WR)	0	20	20
26t)	Stewart, Car. (RB)	18	2	20
31t)	C. Anderson, Den. (RB)	17	2	19
31t)	Cooks, N.E. (WR)	1	18	19
31t)	Gronkowski, N.E. (TE)	0	19	19
31t)	D. Johnson, Cle. (RB)	8	11	19
31t)	Thomas, N.O. (WR)	0	19	19
36t)	Amendola, N.E. (WR)	0	18	18
36t)	*Cook, Min. (RB)	15	3	18
36t)	Hill, K.C. (WR)	0	18	18
36t)	Hilton, Ind. (WR)	0	18	18
36t)	Ju. Jones, Atl. (WR)	0	18	18
36t)	Walker, Ten. (TE)	1	17	18
42t)	Abdullah, Det. (RB)	13	4	17
42t)	Benjamin, Car. (WR)	0	17	17
<b>42t)</b>	<b>Blount, Phi. (RB)</b>	<b>15</b>	<b>2</b>	<b>17</b>
42t)	T. Coleman, Atl. (RB)	10	7	17
42t)	Crowell, Cle. (RB)	13	4	17
42t)	Diggs, Min. (WR)	0	17	17
42t)	Funchess, Car. (WR)	0	17	17
42t)	Gillislee, N.E. (RB)	17	0	17
<b>42t)</b>	<b>Jeffery, Phi. (WR)</b>	<b>0</b>	<b>17</b>	<b>17</b>
42t)	*Kamara, N.O. (RB)	9	8	17
42t)	*Mixon, Cin. (RB)	13	4	17
42t)	Tate, Det. (WR)	0	17	17
42t)	De. Thomas, Den. (WR)	0	17	17
42t)	White, N.E. (RB)	4	13	17

**WEEK 6 / THROUGH MONDAY, OCTOBER 16, 2017**

**NFL / LEADING PUNTERS**

Rank	Player, Team	No	Yards	Lg	Avg	TB	Blk	Dwn	OB	Opp Ret	In Yds	Net 20	Avg
1)	King, Oak.	27	1422	65	52.7	2	0	2	2	16	102	13	47.4
2)	Kern, Ten.	29	1493	71	51.5	2	0	1	7	15	92	10	46.9
3)	Colquitt, Cle.	31	1564	67	50.5	0	1	5	1	21	213	10	42.2
4)	Lechler, Hou.	32	1602	68	50.1	0	0	3	2	20	287	11	41.1
5)	Kaser, LA-C	28	1397	68	49.9	5	0	3	2	17	150	10	41.0
6)	Morstead, N.O.	19	927	68	48.8	1	0	2	2	11	138	8	40.5
7)	Lee, Ariz	30	1420	60	47.3	0	0	5	3	19	275	7	38.2
8)	Edwards, NY-J	30	1416	70	47.2	2	0	3	4	14	109	12	42.2
9)	O'Donnell, Chi.	33	1553	69	47.1	4	0	2	5	15	234	13	37.5
10)	Huber, Cin.	26	1220	61	46.9	0	0	2	3	16	153	13	41.0
11)	Hekker, LA-R	23	1079	67	46.9	1	0	5	3	10	32	12	44.7
12)	*Haack, Mia.	27	1265	64	46.9	3	0	6	3	10	94	9	41.1
13)	*Sanchez, Ind.	33	1526	61	46.2	1	0	4	10	8	36	13	44.5
14)	Koch, Bal.	33	1520	67	46.1	2	0	8	5	13	81	12	42.4
15)	Schmidt, Buf.	28	1284	60	45.9	4	0	1	0	15	88	9	39.9
16)	Dixon, Den.	18	822	55	45.7	1	0	3	2	7	64	6	41.0
<b>17)</b>	<b>D. Jones, Phi.</b>	<b>23</b>	<b>1050</b>	<b>59</b>	<b>45.7</b>	<b>2</b>	<b>0</b>	<b>2</b>	<b>4</b>	<b>10</b>	<b>56</b>	<b>6</b>	<b>41.5</b>
18)	*Vogel, G.B.	27	1232	62	45.6	0	0	3	4	11	39	10	44.2
19)	Locke, Det.	27	1222	54	45.3	0	0	2	3	11	82	11	42.2
20)	Bosher, Atl.	15	672	62	44.8	0	0	2	1	5	63	7	40.6
21)	Colquitt, K.C.	25	1119	63	44.8	3	0	4	1	7	79	12	39.2
22)	Pinion, S.F.	32	1432	59	44.8	0	0	2	4	14	24	15	44.0
23)	Wing, NY-G	34	1519	62	44.7	4	0	5	4	14	184	7	36.9
24)	Palardy, Car.	21	938	60	44.7	2	0	1	4	6	29	6	41.4
25)	Way, Was.	21	937	62	44.6	2	0	1	1	8	67	10	39.5
26t)	Anger, T.B.	21	933	62	44.4	0	0	4	2	6	61	9	41.5
26t)	Ryan, Sea.	28	1244	64	44.4	1	0	7	2	12	91	10	40.5
28)	Nortman, Jac.	32	1408	61	44.0	1	1	2	9	8	100	12	39.0
29)	C. Jones, Dal.	20	878	62	43.9	1	0	3	3	8	45	12	40.7
30)	R. Allen, N.E.	26	1108	60	42.6	1	0	5	3	15	98	8	38.1
31)	Quigley, Min.	26	1086	55	41.8	0	0	0	5	8	32	12	40.5
32)	Berry, Pit.	28	1162	62	41.5	2	0	3	6	9	85	10	37.0

**NFL / LEADING PUNTERS, NET AVERAGE**

Rank	Player, Team	No	Yards	Lg	Avg	TB	Blk	Dwn	OB	Opp Ret	In Yds	Net 20	Avg
1)	King, Oak.	27	1422	65	52.7	2	0	2	2	16	102	13	47.4
2)	Kern, Ten.	29	1493	71	51.5	2	0	1	7	15	92	10	46.9
3)	Hekker, LA-R	23	1079	67	46.9	1	0	5	3	10	32	12	44.7
4)	*Sanchez, Ind.	33	1526	61	46.2	1	0	4	10	8	36	13	44.5
5)	*Vogel, G.B.	27	1232	62	45.6	0	0	3	4	11	39	10	44.2
6)	Pinion, S.F.	32	1432	59	44.8	0	0	2	4	14	24	15	44.0
7)	Koch, Bal.	33	1520	67	46.1	2	0	8	5	13	81	12	42.4
8)	Edwards, NY-J	30	1416	70	47.2	2	0	3	4	14	109	12	42.2
9)	Locke, Det.	27	1222	54	45.3	0	0	2	3	11	82	11	42.2
10)	Colquitt, Cle.	31	1564	67	50.5	0	1	5	1	21	213	10	42.2
11)	Anger, T.B.	21	933	62	44.4	0	0	4	2	6	61	9	41.5
<b>12)</b>	<b>D. Jones, Phi.</b>	<b>23</b>	<b>1050</b>	<b>59</b>	<b>45.7</b>	<b>2</b>	<b>0</b>	<b>2</b>	<b>4</b>	<b>10</b>	<b>56</b>	<b>6</b>	<b>41.5</b>
13)	Palardy, Car.	21	938	60	44.7	2	0	1	4	6	29	6	41.4
14)	*Haack, Mia.	27	1265	64	46.9	3	0	6	3	10	94	9	41.1
15)	Lechler, Hou.	32	1602	68	50.1	0	0	3	2	20	287	11	41.1
16)	Huber, Cin.	26	1220	61	46.9	0	0	2	3	16	153	13	41.0
17)	Dixon, Den.	18	822	55	45.7	1	0	3	2	7	64	6	41.0
18)	Kaser, LA-C	28	1397	68	49.9	5	0	3	2	17	150	10	41.0
19)	C. Jones, Dal.	20	878	62	43.9	1	0	3	3	8	45	12	40.7
20)	Bosher, Atl.	15	672	62	44.8	0	0	2	1	5	63	7	40.6
21)	Quigley, Min.	26	1086	55	41.8	0	0	0	5	8	32	12	40.5
22)	Morstead, N.O.	19	927	68	48.8	1	0	2	2	11	138	8	40.5
23)	Ryan, Sea.	28	1244	64	44.4	1	0	7	2	12	91	10	40.5
24)	Schmidt, Buf.	28	1284	60	45.9	4	0	1	0	15	88	9	39.9
25)	Way, Was.	21	937	62	44.6	2	0	1	1	8	67	10	39.5
26)	Colquitt, K.C.	25	1119	63	44.8	3	0	4	1	7	79	12	39.2
27)	Nortman, Jac.	32	1408	61	44.0	1	1	2	9	8	100	12	39.0
28)	Lee, Ariz	30	1420	60	47.3	0	0	5	3	19	275	7	38.2
29)	R. Allen, N.E.	26	1108	60	42.6	1	0	5	3	15	98	8	38.1
30)	O'Donnell, Chi.	33	1553	69	47.1	4	0	2	5	15	234	13	37.5
31)	Berry, Pit.	28	1162	62	41.5	2	0	3	6	9	85	10	37.0
32)	Wing, NY-G	34	1519	62	44.7	4	0	5	4	14	184	7	36.9



**WEEK 6 / THROUGH MONDAY, OCTOBER 16, 2017****NFL / PUNT RETURN LEADERS**

Rank	Player, Team	Ret	FC	Yards	Avg	Long	TD
1)	*Agnew, Det.	11	5	261	23.7	88t	2
2)	Amendola, N.E.	9	6	132	14.7	40	0
3)	Campanaro, Bal.	14	6	193	13.8	77t	1
4)	Hill, K.C.	11	3	139	12.6	82t	1
5)	*Taylor, S.F.	11	7	138	12.5	39	0
6)	Tate, Buf.	8	0	96	12.0	40	0
7)	*Jackson, Ten.	11	3	128	11.6	46	0
8)	Roberts, Atl.	7	5	73	10.4	27	0
9)	Reedy, T.B.	7	3	72	10.3	17	0
10)	*McKenzie, Den.	14	4	139	9.9	31	0
11)	Davis, G.B.	9	9	83	9.2	33	0
12)	*Cohen, Chi.	14	5	124	8.9	21	0
13)	*Switzer, Dal.	8	4	61	7.6	21	0
14)	*McCaffrey, Car.	15	6	113	7.5	25	0
15t)	Ervin, Hou.	8	4	60	7.5	21	0
15t)	Ginn, N.O.	8	6	60	7.5	17	0
17)	Erickson, Cin.	20	6	139	7.0	26	0
18)	Sherels, Min.	11	11	75	6.8	21	0
19)	Grant, Mia.	9	3	61	6.8	14	0
20)	*Peppers, Cle.	17	7	109	6.4	25	0
21)	Benjamin, LA-C	12	7	76	6.3	23	0
22)	Lockett, Sea.	8	9	49	6.1	13	0
23)	Kerley, NY-J	9	7	52	5.8	15	0
24)	Rogers, Pit.	8	5	46	5.8	15	0
25t)	Crowder, Was.	9	8	45	5.0	18	0
25t)	Richard, Oak.	11	3	55	5.0	13	0
27)	Austin, LA-R	12	1	53	4.4	12	0
28)	Bray, Ind.	12	5	46	3.8	16	0

**NFL / KICKOFF RETURN LEADERS**

Rank	Player, Team	Ret	Yards	Avg	Long	TD
1)	Cooper, LA-R	15	476	31.7	103t	1
2)	Patterson, Oak.	9	278	30.9	49	0
3)	A. Hunt, K.C.	8	226	28.3	42	0
4)	Erickson, Cin.	7	184	26.3	41	0
5)	McKinnon, Min.	12	312	26.0	39	0
6)	Bray, Ind.	13	319	24.5	60	0
7)	*Switzer, Dal.	7	163	23.3	28	0
8)	*Jackson, Ten.	9	200	22.2	48	0
9)	Roberts, Atl.	10	215	21.5	61	0
10)	Harris, NY-G	9	188	20.9	30	0
11)	D. Thompson, Chi.	11	229	20.8	29	0
12)	K. Williams, Ariz	11	223	20.3	28	0
13)	*Bolden, S.F.	12	242	20.2	34	0
14)	D. Lewis, N.E.	8	156	19.5	26	0

**WEEK 6 / THROUGH MONDAY, OCTOBER 16, 2017**

**NFL / LEADERS IN INTERCEPTIONS**

Rank	Player, Team	Int	Yards	Avg	Long	TD
1)	Hyde, Buf.	4	62	15.5	37	0
2t)	Gipson, Jac.	3	76	25.3	67	0
2t)	*Hooker, Ind.	3	73	24.3	32	0
2t)	McCourty, Cle.	3	59	19.7	56t	1
2t)	Slay, Det.	3	52	17.3	37	0
2t)	Bethea, Ariz	3	37	12.3	21	0
2t)	Smith, Min.	3	25	8.3	19	0
8t)	Joseph, Hou.	2	85	42.5	82t	1
8t)	Quin, Det.	2	62	31.0	37t	1
8t)	Robey-Coleman, LA-R	2	56	28.0	31	0
8t)	Peters, K.C.	2	54	27.0	38	0
8t)	Vaccaro, N.O.	2	41	20.5	30	0
8t)	Randall, G.B.	2	35	17.5	21t	1
8t)	Smith, Jac.	2	30	15.0	28t	1
8t)	Armstrong, S.F.	2	29	14.5	29	0
8t)	*Cole, Hou.	2	28	14.0	25t	1
8t)	Melvin, Ind.	2	28	14.0	21	0
8t)	Carr, Bal.	2	24	12.0	20	0
8t)	Waynes, Min.	2	21	10.5	18	0
8t)	Bouye, Jac.	2	19	9.5	19	0
<b>8t)</b>	<b>Mills, Phi.</b>	<b>2</b>	<b>16</b>	<b>8.0</b>	<b>15</b>	<b>0</b>
8t)	Ramsey, Jac.	2	16	8.0	15	0
8t)	Brooks, NY-J	2	13	6.5	13	0
8t)	Poyer, Buf.	2	13	6.5	13	0
8t)	Webb, Bal.	2	10	5.0	10	0
<b>8t)</b>	<b>*Douglas, Phi.</b>	<b>2</b>	<b>7</b>	<b>3.5</b>	<b>7</b>	<b>0</b>
8t)	Fuller, Was.	2	3	1.5	3	0
8t)	Hal, Hou.	2	3	1.5	3	0
8t)	Shazier, Pit.	2	2	1.0	2	0
8t)	Weddle, Bal.	2	2	1.0	2	0
8t)	Mitchell, K.C.	2	0	0.0	0	0
<b>8t)</b>	<b>Robinson, Phi.</b>	<b>2</b>	<b>0</b>	<b>0.0</b>	<b>0</b>	<b>0</b>
8t)	M. Butler, N.E.	2	-1	-0.5	1	0

WEEK 6 / THROUGH MONDAY, OCTOBER 16, 2017

NFL / LEADERS IN SACKS

Rank	Player, Team	Sacks
1)	Lawrence, Dal. (DE)	8.5
2)	Campbell, Jac. (DE)	8.0
3)	Ingram, LA-C (LB)	7.5
4)	Griffen, Min. (DE)	7.0
5)	Peppers, Car. (DE)	6.5
6)	Jones, Ariz (LB)	6.0
7t)	Bosa, LA-C (DE)	5.5
7t)	Houston, K.C. (LB)	5.5
9t)	Hicks, Chi. (DE)	5.0
9t)	Jordan, N.O. (DE)	5.0
9t)	Miller, Den. (LB)	5.0
12t)	Pierre-Paul, NY-G (DE)	4.5
12t)	Smith, Was. (LB)	4.5
12t)	Suggs, Bal. (LB)	4.5
15t)	Ansah, Det. (DE)	4.0
15t)	Atkins, Cin. (DT)	4.0
15t)	Bennett, Sea. (DE)	4.0
15t)	Fowler, Jac. (DE)	4.0
<b>15t)</b>	<b>B. Graham, Phi. (DE)</b>	<b>4.0</b>
15t)	Mack, Oak. (DE)	4.0
15t)	Ngakoue, Jac. (DE)	4.0
15t)	Williams, Pit. (LB)	4.0
15t)	Zettel, Det. (DE)	4.0
24t)	Dumervil, S.F. (DE)	3.5
24t)	T. Flowers, N.E. (DE)	3.5
24t)	Ioannidis, Was. (DT)	3.5
24t)	Jones, K.C. (DE)	3.5
24t)	Kerrigan, Was. (LB)	3.5
24t)	*Lawson, Cin. (DE)	3.5
24t)	Van Noy, N.E. (LB)	3.5
24t)	Wake, Mia. (DE)	3.5
32t)	Addison, Car. (DE)	3.0
32t)	Barwin, LA-R (LB)	3.0
32t)	Branch, Mia. (DE)	3.0
32t)	Chickillo, Pit. (LB)	3.0
32t)	Clowney, Hou. (LB)	3.0
32t)	Edwards, Oak. (DE)	3.0
32t)	Floyd, Chi. (LB)	3.0
32t)	*Garrett, Cle. (DE)	3.0
32t)	Heyward, Pit. (DE)	3.0
32t)	Hughes, Buf. (DE)	3.0
32t)	M. Johnson, Cin. (DE)	3.0
32t)	Longacre, LA-R (LB)	3.0
32t)	McCain, LA-C (DE)	3.0
32t)	McPhee, Chi. (LB)	3.0
32t)	Morgan, Ten. (LB)	3.0
32t)	Reed, Atl. (DE)	3.0
32t)	Short, Car. (DT)	3.0
32t)	Simon, Ind. (LB)	3.0
32t)	*Watt, Pit. (LB)	3.0
32t)	*Wise, N.E. (DE)	3.0

**WEEK 6 / THROUGH MONDAY, OCTOBER 16, 2017**

**NFL / FUMBLE RECOVERIES**

Rank	Player, Team	TotRec	OffRec	DefRec
1t)	Brissett, Ind.	4	4	0
1t)	McCown, NY-J	4	4	0
1t)	Winston, T.B.	4	4	0
4t)	Brees, N.O.	3	3	0
4t)	Glennon, Chi.	3	3	0
4t)	Manning, NY-G	3	3	0
4t)	Wilson, Sea.	3	3	0
8t)	Andrews, N.E.	2	2	0
8t)	Apple, NY-G	2	0	2
8t)	Campanaro, Bal.	2	2	0
8t)	Clowney, Hou.	2	0	2
8t)	Cowser, Oak.	2	0	2
8t)	David, T.B.	2	0	2
8t)	Havenstein, LA-R	2	2	0
8t)	Hill, K.C.	2	2	0
8t)	Jones, Mia.	2	0	2
8t)	*McKenzie, Den.	2	2	0
8t)	Newton, Car.	2	2	0
8t)	Palmer, Ariz	2	2	0
8t)	Pierce, Bal.	2	0	2
8t)	Raymond, NY-J-NY-G	2	2	0
8t)	Reed, Was.	2	2	0
8t)	Rollins, G.B.	2	0	2
8t)	A. Smith, K.C.	2	2	0
8t)	*Trubisky, Chi.	2	2	0
<b>8t)</b>	<b>Wentz, Phi.</b>	<b>2</b>	<b>2</b>	<b>0</b>
8t)	Whitehead, Det.	2	0	2

**NFL / OFFENSIVE FUMBLE RECOVERIES**

Rank	Player, Team	Ret	Yards	Avg	Long	TD
1t)	Brissett, Ind.	4	0	0.0	0	0
1t)	McCown, NY-J	4	0	0.0	0	0
1t)	Winston, T.B.	4	0	0.0	0	0
4t)	Brees, N.O.	3	0	0.0	0	0
4t)	Glennon, Chi.	3	0	0.0	0	0
4t)	Manning, NY-G	3	0	0.0	0	0
4t)	Wilson, Sea.	3	0	0.0	0	0
8t)	Andrews, N.E.	2	0	0.0	0	0
8t)	Campanaro, Bal.	2	0	0.0	0	0
8t)	Havenstein, LA-R	2	0	0.0	0	0
8t)	Hill, K.C.	2	0	0.0	0	0
8t)	*McKenzie, Den.	2	0	0.0	0	0
8t)	Newton, Car.	2	0	0.0	0	0
8t)	Palmer, Ariz	2	0	0.0	0	0
8t)	Raymond, NY-J-NY-G	2	0	0.0	0	0
8t)	A. Smith, K.C.	2	0	0.0	0	0
8t)	*Trubisky, Chi.	2	0	0.0	0	0
<b>8t)</b>	<b>Wentz, Phi.</b>	<b>2</b>	<b>0</b>	<b>0.0</b>	<b>0</b>	<b>0</b>
8t)	Reed, Was.	2	-2	-1.0	0	0

**NFL / DEFENSIVE FUMBLE RECOVERIES**

Rank	Player, Team	Ret	Yards	Avg	Long	TD
1t)	Clowney, Hou.	2	71	35.5	49	1
1t)	Jones, Mia.	2	38	19.0	38t	1
1t)	David, T.B.	2	21	10.5	21t	1
1t)	Whitehead, Det.	2	5	2.5	5	0
1t)	Apple, NY-G	2	0	0.0	0	0
1t)	Cowser, Oak.	2	0	0.0	0	0
1t)	Pierce, Bal.	2	0	0.0	0	0
1t)	Rollins, G.B.	2	0	0.0	0	0



Team/Offense Rank (Within League)

BAL	BUF	CIN	CLE	DEN	HOU	IND	JAX	KC	LAC	MIA	NE	NYJ	OAK	PIT	TEN	ARI	ATL	CAR	CHI	DAL	DET	GB	LAR	MIN	NO	NYG	PHI	SF	SEA	TB	WAS	
29	31	24	25	12	15	27	18	2	14	32	1	21	30	13	17	TYGds/G	10t	5	19	26	9	28	22	8	10t	7	23	3	20	16	4	6
30	31	22	28	18	17	25	16	1	9	32	3	14	21	13	10	TYGds/P	15	2	24	27	11	29	23	7	12	6	20	8	26	19	4	5
7	17	28t	21	9	2	20	1	4	31	27	19	18	24	16	6	RYGds/G	32	11	22	3	8	28t	26	13	12	14	25	5	23	15	30	10
10	29	31	15	13	6	28	2	1	25	27	21	12	11	23	3	RshAvG	32	4	30	7	5	26	22	19	18	8	17	9	14	20	24	16
31	30	18	23	14	24	26	29	7	4	32	1	22	27	11	25	PsyG/G	3	6	17	28	13	21	15	10	12	5	19	9	20	16	2	8
31	26	11	30	21	20	17	24	6	10	32	2	18	23	13	14	PasAvG	12	5	16	28	15	29	25	3	8	7	22	9	27	19	4	1
13	32	24	20	25	31	27	9	30	2	12	14	26	16	6	11	%HdInt	15	27	30	25	12t	9	17	8	5	14	6	10	12t	16	5	8
26	30	24t	15	9	2	27	17	6t	10t	31	1	29	32	12	22t	1D/Gm	8	5	10t	22t	13t	24t	6t	18	16	13t	28	4	20	21	3	19
28	16	24	31	9t	19	20	29	6	17	32	4t	13	21	18	26	3D Eff	22	2	3	25	11	14	7	4t	8	23	27	1	30	9t	15	12
22t	26t	19t	7	26t	6	26t	1t	26t	13t	22t	13t	8t	22t	32	1t	4D Eff	18	19t	19t	12	8t	26t	3	13t	26t	8t	25	4	11	5	13t	13t
3	11	14	23	12	5	30	32	10	24	21	4	22	27t	26	7	PR AvG	31	8	17t	16	17t	1	13	29	20	15	2	6	25	9	13	20t
1	14	8	16	3	12	6	28	7	29	17	27	23	4	32	24t	KR AvG	21	15	26	18	10	31	19	2	5	24t	20	11	22	9	13	30
14	15	10	5	16	3	13	29	20	4	12	30	8	1	32	2	GpntAv	7	19	23	9	28	27	18	11	31	6	22	17	21	25t	25t	24
7	24	16	9	17	15	4	27	26	18	14	29	8	1	31	2	NpntAv	28	20	13	30	19	10	5	3	21	22	32	12	6	23	11	25
24	27	30	31	16	2t	20t	8	2t	23	32	5	26	18	22	11	Pts/Gm	20t	12	17	28t	9	7	10	1	19	4	28t	6	25	15	13	14
21t	13t	18	32	29	1t	12	26	10t	30	1t	10t	19t	1t	19t	7	FG%	27	15	8t	28	1t	21t	1t	6	13t	24	25	17	8t	16	31	23

Opponent/Defense Rank (Within League)

BAL	BUF	CIN	CLE	DEN	HOU	IND	JAX	KC	LAC	MIA	NE	NYJ	OAK	PIT	TEN	ARI	ATL	CAR	CHI	DAL	DET	GB	LAR	MIN	NO	NYG	PHI	SF	SEA	TB	WAS	
16	13	2	8	1	7	31	9	29	18t	11	32	25	23	3	17	TYGds/G	22	10	4	6	21	18t	14	24	5	26	27	20	28	15	30	12
10	9	1	11	2	13	31	4	29	21	20	32	22	27	3	12	TYGds/P	17	7	6	8	14	25	18	23	5	28	24	26	19	16	30	15
30	7	14	6	2	17	19	31	27	32	4	20	28	21	23	16	RYGds/G	9	13	5	15	22	10	24	29	3	11	25	1	18	26	12	8
21	7	12	2	1	17	18	32	28	31	6	26	24	13	27	11	RshAvG	4	20	14	16	25	9	19	29	3	22	23	10	5	30	8	15
5	21	2	17	6	10	30	3	24	4	22	32	15	20	1	19	PsyG/G	26	12	7	8	16	23	11	13	14	28	25	29	27	9	31	18
11	12	1	28	7	17	31	3	26	10	22	32	16	29	2	21	PasAvG	23	4	5	8	9	24	18	15	13	25	19	20	27	6	30	14
2	4	16	20	17	6	10	1	15	19	30	21	9	32	14	24	%HdInt	13	28	31	29	27	3	22t	7	8	5	26	18	25	11	22t	12
7	20	2	16	13	11	27	1	15	6	17	24	31	23	3	30	Sac/PP	29	19	5	12	8	21	25	4	14	9	28	26	18	22	32	10
15t	14	4	15t	1	5	27	6	29	20	17t	32	25	11	2	26	1D/Gm	12t	23	3	8	28	17t	24	12t	9t	21	22	9t	31	17t	30	7
4	16	9	23	2	6	24	14	15	27	5	26	22	29	7	10	3D Eff	25	13	11	17	28	8	18	12	1	32	19	3	31	21	30	20
17t	13t	17t	1	9	25t	29	10t	17t	5t	10t	13t	5t	17t	7	22t	4D Eff	22t	27t	13t	31t	25t	13t	30	21	27t	2t	8	10t	31t	2t	2t	22t
11	9	22	23	19	30	5	26	25	18	20	13	16	12	21	10	PR AvG	31	28	6	32	8	14	3	2	4	27	29	7	1	15	24	17
4	29	14	1	26	25	3	30	12	23	2	7	10	19t	17	31	KR AvG	16	11	18	32	24	13	22	9	8	27	21	15	28	5	19t	6
17	8	24	28	29	26	15t	6	5	27	31	19	20	12	2	32	GpntAv	3	14	22	30	15t	18	9	1	7	4	23	11	25	21	13	10
4	6	7	26	16	14	30	20	2	27	31	11	21t	19	13	32	NpntAv	25	9	21t	28	18	1	15	10	12	8	24	3	17	29	5	23
11	1	2	27	8	24	32	7	13t	16	3	30	13t	12	4	31	Pts/Gm	28	15	9t	25	29	26	18	20	5	21	17	9t	23	6	22	19
18t	28t	18t	10t	9	25t	14	23t	15t	23t	2	3	1	7t	7t	28t	FG%	28t	28t	21t	25t	10t	6	10t	5	25t	18t	4	15t	28t	21t	15t	10t

# EAGLES IN THE COMMUNITY



As proud Philadelphians who take their responsibility to the community seriously, the Eagles believe there is no offseason to good citizenship.

Since Jeffrey Lurie became owner in 1994, the Eagles have generously contributed more than \$25 million in charitable giving to organizations and neighborhoods throughout the Greater Philadelphia region. Under Lurie's direct leadership and guidance, the Eagles continue to strengthen and support these organizations through joint effort partnerships, all based on the belief that strong non-profits build strong communities.

The Eagles host a variety of events and campaigns that aim to inspire, motivate and educate. As a professional football team, the Eagles have a unique platform to reach the community and have long-lasting effects.

The team takes great pride in serving the fans, local non-profits and the region at large, because to the Eagles, making the Delaware Valley proud is just as important off the field as it is on it.



**Doug Pederson**



**Brandon Graham**

## SOARING TO NEW HEIGHTS IN THE DELAWARE VALLEY

### Eagles Care

#### 2016 Eagles Care Partners



#### 2015 Eagles Care Partners



Each year, the Eagles cultivate season-long strategic partnerships with local non-profits as a way to help strengthen their core work and increase their positive impact on the community.

#### 2017 Eagles Care Partners



#### 2014 Eagles Care Partners



#### 2013 Eagles Care Partners



### Community Mondays



**Jordan Hicks**

Eagles players use their day off during the season to positively impact the region by visiting local children's hospitals, elementary schools, retirement and environmental centers, food pantries and more.

### Huddle Up for Autism



This family-fun day at Lincoln Financial Field sets out to educate, raise awareness and fundraise for CHOP's Center for Autism Research, all while creating a carnival-like atmosphere for families touched by autism.

### A Crucial Catch



By creating awareness and raising much-needed funds, the team has contributed more than \$1.4 million to breast cancer research through *A Crucial Catch* campaign. All proceeds support the Sidney Kimmel Cancer Center at Jefferson University.

### Playground Build



**Alshon Jeffery**

The entire Eagles organization teams up with a local elementary school and helps revitalize its playground. What was once a barren school yard transforms into a beautiful new space for play and recreation through this initiative.

### Chess Tournament



**Caleb Sturgis**

Due to the critical and strategic thinking skills that the game of chess develops, the Eagles and After-School Activities Partnership collaborate annually on a day-long chess tournament for children at Lincoln Financial Field.

### Youth Football & NFL PLAY 60



**Trey Burton**

The Eagles are dedicated to supporting safe play and to helping develop a love of the game through youth football in the Greater Philadelphia region. They further this mission by encouraging healthy eating and physical fitness through NFL PLAY 60.



# EAGLES CHARITABLE FOUNDATION



Vinny Curry




Jeffrey Lurie



Founded in 1995, Eagles Charitable Foundation (ECF) is a 501(c)(3) public charity committed to improving the health outcomes for youth in the Greater Philadelphia area.

ECF leverages the star power of the Philadelphia Eagles and uses its unique platform to focus on two specific areas of need in the community: **providing vital eye care for underserved youth** and **investing key resources into autism research and services**.

In order to have this monumental impact on the community, public and individual donors are called upon to lend a helping hand. The Eagles, corporations, foundations and kindhearted individuals have all played an integral role in supporting the more than one million children in the tri-state region that ECF has assisted since its inception.



## TAKING FLIGHT FOR AUTISM



Since the inaugural Taking Flight for Autism fundraiser in 2016, ECF has contributed approximately **\$1.6 MILLION** to autism support and research programs at Children's Hospital of Philadelphia and the Center for Autism Research.

## EAGLES EYE MOBILE



Jermame Mayberry

Travels to a different school each day to make free comprehensive vision care accessible for local youth. Each child receives an eye exam and, if needed, prescription glasses are made on the spot by an optician in the accompanying Eagles Glasses Lab.

Co-founder & Pro Bowl guard

**82,100+**  
Number of children provided with vision care (since 1995)



**57,200+**  
Number of eyeglasses provided (since 1995)



# FAN EXPERIENCES



Whether it is in-season or out, the Eagles are always searching for unique ways to create lifelong memories and once-in-a-lifetime experiences for generations of Eagles fans.

The organization works diligently to engage with people of all ages. From adults to the youngest fan, the Eagles offer exclusive events and opportunities on a year-round basis that set out to leave a lasting smile on the face of every single person.

Annual events like Junior Pro Day, Junior Cheer Clinic, Football Festival for Women, Training Camp open practices and the Fantasy Draft Party, among others, have allowed fans to connect with their favorite team, players and franchise legends like never before. Many of these programs have even developed into family traditions for some, bringing together loved ones from all over the country.

The Eagles will continue to use its unique platform as a professional sports team to cater to every fan in the City of Philadelphia and beyond.



Carson Wentz



Spotlight Forum



Training Camp Open Practices



Fantasy Draft Party at Lincoln Financial Field



Junior Pro Day



KIDS CLUB Halloween Party




Junior Cheer Clinic



Football Festival for Women



# GO GREEN PROGRAM



The Eagles believe the path to sustainability is a journey, not a destination, which is why they developed their *Go Green* program in 2003 with the opening of Lincoln Financial Field.

What started with a blue recycling bin under each employee's desk has grown into a company-wide sustainability initiative that aims to reduce the organization's overall impact on the environment in a financially-responsible manner.

With the help of partners and fans, the Eagles have been able to develop a multi-year curriculum and action plan that incorporates green energy production, recycling, composting, energy efficiency and reforestation, among other ventures.

The Eagles, who wear the color "green" with pride, view it as their responsibility to be leaders both on and off the football field.

SOLAR & WIND ENERGY		GO GREEN PARTNERS
<p>In March 2012, the Eagles and NRG announced a sustainable energy partnership, which made the organization's vision of clean power at Lincoln Financial Field a reality. When the project became fully operational in February 2013, it allowed the Eagles' home in Philadelphia to be among the greenest major sports facilities in the world.</p> <p><b>SOLAR &amp; WIND STATISTICS</b></p> <ul style="list-style-type: none"> <li>• Largest solar power system in the NFL</li> <li>• Produces around four megawatts of energy annually</li> <li>• Four megawatts equates to roughly 30% of the team's annual energy usage and is about six times the amount of power needed for all of the team's 10 home games each season</li> <li>• Through the purchase of renewable energy credits, 100% of the team's operations are powered by the sun and wind</li> </ul>	<p><b>WIND TURBINE FACTS</b></p> <ul style="list-style-type: none"> <li>• 14 total</li> <li>• Height: 15 feet</li> <li>• Width: 9.8 feet</li> <li>• Weight: 1,016 pounds</li> </ul> <p><b>SOLAR PANEL FACTS</b></p> <ul style="list-style-type: none"> <li>• 11,108 total</li> <li>• 274,848 total square feet</li> <li>• North Parking Lot: 8,096 panels</li> <li>• Roof: 1,452 panels</li> <li>• Solar Wing: 1,380 panels</li> <li>• 11th Street Pavilion: 180 panels</li> </ul>	

## SUSTAINABILITY & ENVIRONMENTAL EFFORTS

- Lincoln Financial Field's annual electricity usage has been cut by more than 50% since 2003
- Through the team's energy-from-waste program, the Eagles are able to divert more than 99% of their waste from landfills
- The removal of all waste and recycling products is managed by Waste Masters Solutions, a leading environmental provider
- With the help of The Conservation Fund, the Eagles offset 100% of all team travel through the "Go Zero" program
- The team supports reforestation projects by planting trees in various cities, including the "Eagles Forest" in Bensalem, PA
- In 2013, the Eagles became the second NFL team to receive LEED silver certification by the US Green Building Council
- Cups and flatware are created from bio-plastics which biodegrade in just 45 days
- To conserve energy, lower-wattage light bulbs and automatic sensors/timers have been installed in team buildings
- Corporate offices are stocked with paper made from 100% chlorine-free post-consumer fibers



# LINCOLN FINANCIAL FIELD



Home to the Philadelphia Eagles, Lincoln Financial Field is a prime destination for world-class entertainment, providing the highest-quality sports and entertainment experience for fans in a safe, clean and friendly environment.

In addition to 10 Eagles home games each season, Lincoln Financial Field continues to showcase high-profile sporting events and unique experiences year-round.

Since opening in August 2003, Lincoln Financial Field has hosted 28 sold-out concerts, has welcomed some of the world's most distinguished soccer clubs and serves as the home to Temple University football and the historic Army-Navy game. Additionally, the stadium has hosted multiple NCAA Lacrosse Championships, as well as Monster Jam and many other marquee events.

A state-of-the-art facility located in the heart of Philadelphia, Lincoln Financial Field will continue to provide an electrifying atmosphere for the public in its effort to become one of the world's most admired stadiums for sports and entertainment.

## BY THE NUMBERS

<b>Broke Ground</b>	<b>May 7, 2001</b>
<b>Opened</b>	<b>August 3, 2003</b>
<b>Revitalized</b>	<b>Feb. '12 - Aug. '14</b>
<b>Capacity</b>	<b>69,596</b>
<b>Executive Suites</b>	<b>172</b>
<b>Concessions</b>	<b>62</b>
<b>HD Televisions</b>	<b>1,185</b>
<b>Wi-Fi Connections</b>	<b>45,000</b>
<b>North End Zone HD Video Board</b>	<b>5,184 square feet</b>
<b>South End Zone HD Video Board</b>	<b>4,320 square feet</b>
<b>Concerts</b>	<b>28</b>
<b>Soccer Matches</b>	<b>20</b>
<b>Home Record (Regular Season + Playoffs)</b>	<b>68-51 (.571)</b>
<b>Twitter</b>	<b>@LFFStadium</b>



**Former Vice President  
Joe Biden**






# LINCOLN FINANCIAL FIELD





## ***\$125M Stadium Revitalization (Feb. 2012 to Aug. 2014)***

- ***Two video boards (9,504 sq. ft.)***
- ***360° LED ribbon-board displays***
- ***Two upper concourse bridges***
- ***1,626 additional seats***
- ***1,185 brand-new HD TVs***
- ***Club and suite enhancements***
- ***Upgraded team imagery***
- ***Integrated Wi-Fi system***



## ***Axalta Tunnel Club (Opened in August 2016)***

- ***1,400 sq. ft. premium lounge space***
- ***58 seats behind end zone equipped with:***
  - ***USB charging stations***
  - ***Microsoft Surface tablets***
  - ***Storage space & in-seat service***
- ***All-inclusive food and beverage***
- ***Behind-the-scenes access to Eagles tunnel***







## HOME TO THE PHILADELPHIA EAGLES



## WORLD TOURS & CONCERTS

- June 18, 2017: U2
- May 12, 2017: Metallica
- September 29, 2016: Beyoncé
- August 6, 2016: Coldplay
- July 14, 2016: Guns N' Roses
- June 25, 2016: Kenny Chesney
- June 5, 2016: Beyoncé
- September 1, 2015: One Direction
- August 30, 2015: Kevin Hart
- July 11, 2015: Kenny Chesney
- June 13, 2015: Taylor Swift
- June 12, 2015: Taylor Swift
- August 15, 2014: Luke Bryan
- August 14, 2014: One Direction
- August 13, 2014: One Direction
- July 20, 2013: Taylor Swift
- July 19, 2013: Taylor Swift
- June 8, 2013: Kenny Chesney
- June 16, 2012: Kenny Chesney
- August 6, 2011: Taylor Swift
- July 14, 2011: U2
- June 18, 2011: Kenny Chesney
- June 27, 2009: Kenny Chesney
- July 19, 2008: Kenny Chesney
- June 23, 2007: Kenny Chesney
- August 11, 2003: Bruce Springsteen
- August 9, 2003: Bruce Springsteen
- August 8, 2003: Bruce Springsteen



## THE ARMY-NAVY GAME



### ARMY-NAVY HISTORY (LFF)

- December 12, 2015: Navy, 21-17
- December 14, 2013: Navy, 34-7
- December 8, 2012: Navy, 17-13
- December 11, 2010: Navy, 31-17
- December 12, 2009: Navy, 17-3
- December 6, 2008: Navy, 34-0
- December 2, 2006: Navy, 26-14
- December 3, 2005: Navy, 42-23
- December 4, 2004: Navy, 42-13
- December 6, 2003: Navy, 34-6







## NATIONAL & INTERNATIONAL SOCCER MATCHES



- July 19, 2017: USA vs. El Salvador (Gold Cup)
- June 14, 2016: Costa Rica vs. Panama (Gold Cup)
- June 11, 2016: Chile vs. Panama (Copa America)
- June 9, 2016: USA vs. Paraguay (Copa America)
- June 9, 2016: Uruguay vs. Venezuela (Copa America)
- July 26, 2015: CONCACAF Gold Cup Final  
Mexico vs. Jamaica
- August 2, 2014: A.S. Roma vs. Inter Milan
- August 11, 2012: Real Madrid vs. Celtic
- August 10, 2011: USA vs. Mexico (men)
- July 23, 2011: Philadelphia Union vs. Real Madrid
- May 29, 2010: USA vs. Turkey (men)
- May 15, 2010: Philadelphia Union vs. FC Dallas
- April 10, 2010: Philadelphia Union vs. DC United
- September 13, 2008: USA vs. Ireland (women)
- November 6, 2004: USA vs. Denmark (women)
- August 2, 2004: A.C. Milan vs. Chelsea
- July 28, 2004: Manchester United vs. Glasgow Celtic
- September 25, 2003: Women's World Cup
- September 20, 2003: Women's World Cup
- August 3, 2003: Manchester United vs. FC Barcelona



## STADIUM ENTERTAINMENT & FAN ENGAGEMENT



### PAVING THE ROAD TO VICTORY!

In May 2016, the "Eagles FanWalk" was constructed outside of the Northeast entrance gate at Lincoln Financial Field. This honorary walkway, which showcases the passion that fans have for the Eagles and their families, features more than 3,800 personally engraved pavers that line the way for guests entering the stadium. The "Eagles FanWalk" ensures that each member engraved across the pathway will have a special place in Eagles history.



Darien Street Mural

