

NEW YORK JETS

GAME INFORMATION

Sunday, October 22, 2017 | 1:00 p.m. | FOX | Hard Rock Stadium

NEW YORK
JETS



MIAMI
DOLPHINS



TABLE OF CONTENTS

Contents Schedule.....	2
Game Notes	3
Probable Starters	4
Game Preview	5
Matchup History.....	6
Connections	7
Quote Database.....	9
By The Numbers	13
Team Notes	14
Todd Bowles.....	18
Coaching Capsules	20
Building the Jets.....	25
Roster Breakdown	26
Hometown Breakdown.....	27
Personnel Moves	28
Offensive Statistics	31
Defensive Statistics.....	32
The Last Time.....	33
Supplemental Statistics.....	36
Player Participation	44
Roster Experience	45
Roster Position	46
Roster Depth Chart.....	48
Roster Alphabetical	49
Roster Numerical	50



NEW YORK JETS at MIAMI DOLPHINS | 12|28|14

PRESEASON SCHEDULE

2-2

1	08 12	Saturday		Tennessee Titans	W , 7-3
2	08 19	Saturday		Detroit Lions	L , 6-16
3	08 26	Saturday		New York Giants	L , 31-32
4	08 31	Thursday		Philadelphia Eagles	W , 16-10

SEASON SCHEDULE

3-3

1	09 10	Sunday		Buffalo Bills	L , 12-21
2	09 17	Sunday		Oakland Raiders	L , 20-45
3	09 24	Sunday		Miami Dolphins	W , 20-6
4	10 01	Sunday		Jacksonville Jaguars	W , 23-20 (OT)
5	10 08	Sunday		Cleveland Browns	W , 17-14
6	10 15	Sunday		New England Patriots	L , 17-24
7	10 22	Sunday		Miami Dolphins	1:00 p.m. FOX
8	10 29	Sunday		Atlanta Falcons	1:00 p.m. FOX
9	11 02	Thursday		Buffalo Bills	8:25 p.m. NFLN
10	11 12	Sunday		Tampa Bay Buccaneers	1:00 p.m. CBS
11	BYE WEEK				
12	11 26	Sunday		Carolina Panthers	1:00 p.m. FOX
13	12 03	Sunday		Kansas City Chiefs	1:00 p.m. CBS
14	12 10	Sunday		Denver Broncos	4:05 p.m. CBS
15	12 17	Sunday		New Orleans Saints	1:00 p.m. CBS
16	12 24	Sunday		Los Angeles Chargers	1:00 p.m. CBS
17	12 31	Sunday		New England Patriots	1:00 p.m. CBS

HOME

ROAD



Game Notes



HEADLINES

PASSING DEFENSE: The Jets defense has limited opponents in the air this season, ranking inside the top 10 of the NFL in a number of categories, including opponent completion percentage, passer rating and yards per pass attempt. Last week vs. NE (10/15) marked the fourth time this season that the Jets held an opponent to under 60% passing, limiting QB Tom Brady to 20-of-38.

Top Passing Defenses in the NFL

Team	Cmp. %	Rk	Pass. Rtg.	Rk	Yds/Att	Rk
KC	53.5	1st	85.2	12th	7.77	26th
BLT	53.6	2nd	71.1	4th	6.83	12th
SEA	57.1	3rd	70.8	3rd	6.10	4th
CIN	57.4	4th	73.3	6th	5.60	1st
JAX	58.1	5th	60.0	1st	5.73	3rd
NYJ	59.0	t-6th	81.7	8th	6.44	7th
NYG	59.0	t-6th	90.4	19th	6.83	11th

THIRD DOWN SUCCESS: On the Jets opening 13-play, 88-yard touchdown drive last week vs. NE (10/15), the team converted all four third downs, including QB **Josh McCown's** touchdown pass to TE **Austin Seferian-Jenkins** on third-and-one. The Jets have found success through the air on third down this season, ranking fourth in the NFL, converting 41.5% of passing third downs. Additionally, **McCown** leads the NFL in third-down completion percentage (75.4%). When targeting WR **Jeremy Kerley** and **Seferian-Jenkins** on third down, **McCown** has completed all 14 of his pass attempts, 10 of which have resulted in first downs.

2017 NFL Third-Down Completion Percentage Leaders

Player	Att.	Cmp.	Pct.	Yds/Att
Josh McCown (NYJ)	57	43	75.4	8.8
Alex Smith (KC)	46	33	71.7	8.3
Mike Glennon (CHI)	41	29	70.7	7.1
Matt Ryan (ATL)	38	26	68.4	8.9
Drew Brees (NO)	50	34	68.0	7.2

AUSTIN SEFERIAN-JENKINS: Since returning to the Jets in Week Three, **Seferian-Jenkins** has made an immediate contribution on offense, leading all NFL tight ends in receptions and ranking third in touchdowns. Having recorded a touchdown in each of his last two games, **Seferian-Jenkins** became the first Jet tight end to do so since Jeff Cumberland in 2014.

Tight End Receiving Leaders (Since Week Three)

Player	Team	Tgt.	Rec.	TDs
Austin Seferian-Jenkins	NYJ	29	23	2
Zach Ertz	PHI	35	21	4
Travis Kelce	KC	27	20	1
Cameron Brate	TB	27	19	4
Rob Gronkowski	NE	25	18	3



GAME AT A GLANCE

All-Time Record vs. MIA:	54-49-1		
All-Time Record at MIA (Road):	25-26-1		
Last Time vs. MIA:	W, 20-6 vs. MIA (09/24/17)		
Coach	HC Experience	Overall W/L	Postseason
Todd Bowles	3rd Season	18-20	0-0
Adam Gase	2nd Season	13-8	0-1



BROADCAST COVERAGE

Television: FOX
Play-by-play: Dan Hellie **Analyst:** Chris Spielman
Sideline: Peter Schrager
Producer: Mark Teitelman **Director:** Greg Scoppettone
Jets Radio: 98.7 FM WEPN (ESPN Radio)
Play-by-play: Bob Wischusen **Analyst:** Marty Lyons
Producer: Joe Loughran
Pre- and Post-Game: Greg Buttle and Don La Greca

Jets En Español Radio: ESPN Deportes Nueva York 1050 AM
Play-by-play: Clemson Smith-Muñiz **Analyst:** Oscar Benitez

Jets Radio Network: WCHR - 105.7FM - Ocean, NJ; WHTK - 107.3FM/1280AM - Rochester, NY; WTMM - 104.5FM - Albany, NY



WEEKLY SCHEDULE

Wednesday, October 18th

1:10 - 1:40 p.m. Media at Practice
 3:45 - 4:00 p.m. (approx.) Todd Bowles Press Conference
 4:00 - 4:45 p.m. Player Avail. (Open Locker Room)

Thursday, October 19th

11:25 - 11:55 a.m. Media at Practice
 1:50 - 2:10 p.m. (approx.) Coordinator Availability (Off. | Def.)
 2:10 - 2:20 p.m. (approx.) Todd Bowles Press Conference
 2:20 - 3:05 p.m. Player Avail. (Open Locker Room)
 3:10 - 3:20 p.m. Coordinator Availability (ST)

Friday, October 20th

10:50 - 11:20 a.m. Media at Practice
 1:00 - 1:10 p.m. Todd Bowles Press Conference
 1:10 - 1:55 p.m. (approx.) Player Avail. (Open Locker Room)



COMMUNICATIONS CONTACTS

Department Social Media on Twitter|Instagram:... @NYJetsPR
 Department Email: newyorkjets-mediarelations@jets.nfl.com
 Eric Gelfand egelfand@jets.nfl.com..[973] 549-4577
 Bruce Speight bspeight@jets.nfl.com..[973] 549-4690
 Jared Winley..... jwinley@jets.nfl.com[973] 549-4683
 Meghan Gilmore mgilmore@jets.nfl.com[973] 549-4684
 Nikolaos Filis nfilis@jets.nfl.com.....[973] 549-4857
 Danielle Bonnett dbonnett@jets.nfl.com .[973] 549-4685
 Andrew Devlin adevlin@jets.nfl.com[973] 549-4685
 Pat Eichner peichner@jets.nfl.com .[973] 549-4685
 Ben Kessler..... bkessler@jets.nfl.com..[973] 549-4685

Probable Starters



OFFENSE

WR 11 Robby Anderson 2nd Season
Started all six games this season, recording 18 receptions for 296 yards. Has tallied 13 receptions over 25 yards since 2016, tied for 12th in the NFL, including a career-long 69-yard touchdown reception in the victory vs. MIA (9/24).

LT 68 Kelvin Beachum 6th Season
In his first season with the Jets (2017), has started all six games, helping block for an offense that ranks top ten in the NFL in total rushing yards (631).

LG 77 James Carpenter 7th Season
Has not missed a snap this season, playing 2,477 of a possible 2,526 offensive snaps since joining the Jets in 2015 as an unrestricted FA. This season, is part of a unit that blocked for an offense that totaled 256 rushing yards vs. JAX (10/1), the Jets most since 277 vs. MIA (12/01/14).

C 76 Wesley Johnson 4th Season
Has started in all six games this season after starting eight of the last nine contests last season. Helped block for a passing offense that threw for 354 yards vs. NE (10/15).

RG 67 Brian Winters 5th Season
Former third-round selection by the Jets (2013) who has started in five-of-six games this season as part of a unit blocking for a pass offense that ranks second in the NFL in completion percentage (70.3).

RT 72 Brandon Shell 2nd Season
Second-year tackle who was selected by the Jets in the fifth round (2016). Started in five of the first six games this season, missing the JAX game (10/1) due to an injury.

TE 88 Austin Seferian-Jenkins 4th Season
Returned from suspension in Week Three vs. MIA (9/24) and has tallied 23 receptions for 152 yards with two touchdowns and established single-game highs in receptions in back-to-back games during Weeks Five (six at CLV, 10/8) and Six (eight vs. NE, 10/15).

WR 10 Jermaine Kearse 6th Season
Has started in all six games this season after being acquired via trade with SEA (9/1). Has the most receiving yards (299) and touchdowns (three) on the team, with all three touchdowns coming on the road, the second best total in the NFL.

QB 15 Josh McCown 15th Season
15-year NFL veteran who has started all six games of the 2017 season. Ranks second in the NFL with a 70.1 completion percentage and the best completion percentage on third down (75.4) in the NFL.

RB 22 Matt Forté 10th Season
One of 12 players in NFL history to have reached 8,000 rushing yards and 4,000 receiving yards, becoming the second-fastest player to reach the mark after doing so in 117 games. Since entering the league in 2008, ranks first in the NFL in total scrimmage yards with 14,027 and receptions (531) among active running backs.

RB 29 Bilal Powell 7th Season
Started in three of the first five games before being inactive in Week Six (10/15) due to injury. Set a career high with 163 rushing yards vs. JAX (10/1) in a game that included the longest run of his career: a 75-yard touchdown.

KEY RESERVES

WR 14 Jeremy Kerley 7th Season
Originally drafted by the Jets in the fifth round (2011), before re-joining the team prior to Week One. Has accumulated 19 receptions on 20 targets this season (a 95 reception per target percentage), the best among wide receivers in the NFL. Tallied first touchdown reception of the season on a 31-yard pass vs. NE (10/15).

RB 25 Elijah McGuire Rookie
Drafted by the Jets in the sixth-round of the 2017 NFL Draft. Has seen action in all six games, earning first start vs. NE (10/15), tallying 198 yards on 44 carries, including the longest run by a rookie in Jets history on his first-career touchdown, a 69-yarder vs. JAX (10/1).

TE 83 Eric Tomlinson 2nd Season
Since being acquired by the Jets, has appeared in 11 games (nine starts) over two seasons, starting in all four games he has appeared in this season, recording receptions of 25 and 34 yards, both career longs at the time.

KICKER

K 7 Chandler Catanzaro 4th Season
Owns a career mark of 84.8% on field goals with a long of 60 yards. Kicked the fifth game-winning field goal of his career with a 41-yarder vs. JAX (10/1) and the longest field goal in Jets history with a 57-yarder at CLV (10/8). One of five kickers with at least eight field goals of 40+ yards this season.

DEFENSE

DL 92 Leonard Williams 3rd Season
Started in all six games this season, registering 27 tackles and a team-high of seven quarterback hits. Last season (2016), selected to the Pro Bowl and named Curtis Martin Team MVP after totaling career marks in both tackles and sacks.

DL 99 Steve McLendon 8th Season
In his second year with the Jets after signing as an unrestricted free agent, playing in 16 contests (13 starts) as part of a run defense that has held their opponent to under 70 yards eight times in the past two seasons.

DL 96 Muhammad Wilkerson 7th Season
Has recorded 41.0 sacks in his career after joining team as a first-round draft pick (2011), leading the team in two of the last three seasons. Has started in all six games this season, totaling 19 tackles.

OLB 95 Josh Martin 5th Season
Has appeared in four of the first six games (one start) this season missing Weeks Four (10/1) and Five (10/8) due to injury. In Week One at BUF (9/10), had four tackles for loss. Tied for the team lead in special teams tackles with seven.

ILB 58 Darron Lee 2nd Season
Has started in all six games this season, totaling 45 tackles (4.0 for loss), which is second on the team, and led the team in tackles with eight in Week Six vs. NE (10/15). Registered his first-career full sack in Week One at BUF (9/10).

ILB 56 Demario Davis 6th Season
Former third-round draft pick (2012) who re-joined the Jets via trade with CLV (6/1). Leads the team with 65 tackles and has led the team in tackles in five of the first six games, reaching the double-digit plateau in the first four.

OLB 48 Jordan Jenkins 2nd Season
Second-year linebacker who has started five-of-six games this season, totaling 18 tackles. Tied his career-high of six tackles in Week Two at OAK (9/17).

CB 41 Buster Skrine 7th Season
Started in all six games this season, totaling 29 tackles. Recorded a forced fumble at OAK (9/17), a sack in the victory vs. MIA (9/24), led the Jets secondary in tackles vs. JAX (10/1) with six and had two takeaways vs. NE (10/15) on a fumble recovery and interception.

CB 21 Morris Claiborne 6th Season
After being acquired as a free agent in the offseason, has started in all six games, registering 26 tackles and six passes defended, leading the secondary in tackles in each of the past two weeks. Shifted momentum against CLV (10/8) with a career-long 28-yard interception that set up the Jets go-ahead touchdown.

SS 33 Jamal Adams Rookie
The Jets first-round pick in the 2017 NFL Draft (sixth overall). Has started in all six games of the 2017 season thus far, registering a total of 29 tackles, three passes defended and his first-career sack on Jay Cutler (9/24), for a loss of 10 yards.

FS 26 Marcus Maye Rookie
Drafted by the Jets in the second round of the 2017 NFL Draft. Has started in all six games of the 2017 season thus far, recording his first-career interception off DeShone Kizer (10/8) in the red zone during the Week Five victory at CLV.

KEY RESERVES

LB 47 David Bass 5th Season
Signed as a free agent (9/21) after spending time with SEA and TEN. Recorded a sack in each of his first two games with the Jets before earning his first start at CLV (10/8).

S 23 Terrence Brooks 4th Season
Joined the Jets via trade with PHI (8/27). In the victory vs. MIA (9/24), registered a career-high with two INTs (the second and third of his career) and three PDs.

DL 94 Kony Ealy 4th Season
Claimed (NE) by the Jets (8/27) prior to the start of the season. Has appeared in five of the first six contests (three starts), missing the Week Five game at CLV (10/8) with an injury. Leads the team in passes defended (seven), which includes the most in a single game in franchise history by a defensive lineman with four vs. JAX (10/1).

CB 27 Darryl Roberts 3rd Season
Has appeared in five of the first six games this season (two starts), missing the CLV game (10/8) with an injury. Registered a single-game career-best seven tackles and one pass defended vs. MIA (9/24).

PUNTER

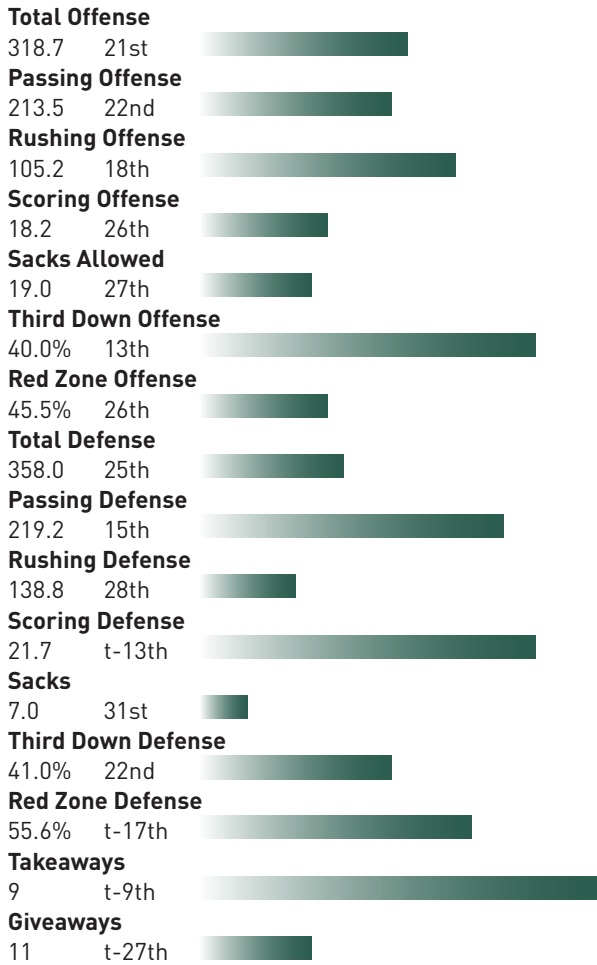
P 4 Lachlan Edwards 2nd Season
Has placed 12 punts inside the 20-yard line this season, tied for third best in the NFL, while accumulating a 42.2 net punting average. Set the NFL record for longest overtime punt of 70 punts in Week Four vs. JAX (10/1).



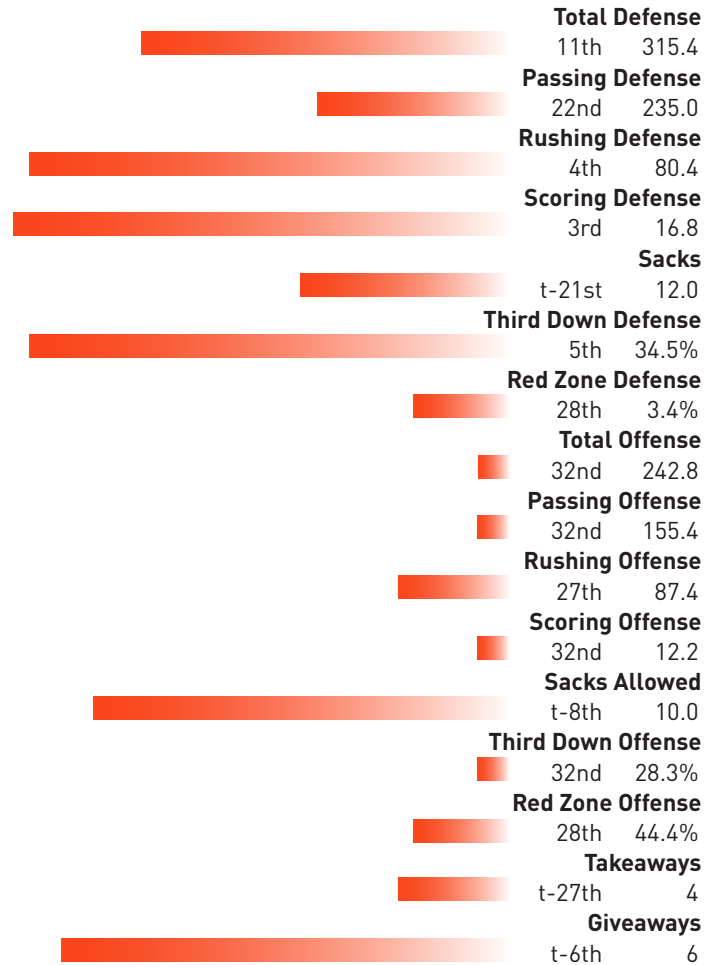
Game Preview

MATCHUP

NEW YORK JETS



MIAMI DOLPHINS



STATISTICAL LEADERS

Category	JETS	No.	Category	DOLPHINS	No.
Completion Percentage	J. McCown	70.1%	Completion Percentage	J. Cutler	61.6%
Passing Yards	J. McCown	1,374	Passing Yards	J. Cutler	857
Passer Rating	J. McCown	89.2	Passer Rating	J. Cutler	75.2
Rushing Yards	B. Powell	240	Rushing Yards	J. Ajayi	391
Rushing Touchdowns	B. Powell	2	Rushing Touchdowns	-	-
Receptions	J. Kearsse	26	Receptions	J. Landry	38
Receiving Touchdowns	J. Kearsse	3	Receiving Touchdowns	Two Tied	2
Yards from Scrimmage	B. Powell	312	Yards from Scrimmage	J. Ajayi	414
First Downs	J. Kearsse	13	First Downs	J. Ajayi	21
Tackles	D. Davis	65	Tackles	R. Jones	28
Sacks	D. Bass	2.0	Sacks	C. Wake	3.5
Interceptions	T. Brooks	2	Interceptions	R. Jones	1
Forced Fumbles	Two Tied	1	Forced Fumbles	Two Tied	1
Special Teams Tackles	Two Tied	7	Special Teams Tackles	M. Thomas	3
Punt Return Average	J Kerley	5.8	Punt Return Average	J. Grant	6.8
Kick Return Average	K. Raymond	28.3	Kick Return Average	K. Drake	21.2
Scoring Non-Kicking	J. Kearsse	21	Scoring Non-Kicking	Two Tied	12
Scoring	C. Catanzaro	43	Scoring	C. Parkey	25

KEY: Not With Team

Matchup History



OVERALL: 54-49-1 (0-1 Postseason)				HOME: 29-23				AWAY: 25-26-1 (0-1 Postseason)							
09/09/66	at Miami	W	19-14	12/15/79	at Miami	W	27-24	11/01/92	MIAMI	W	26-14	12/18/05	at Miami	L	20-24
11/20/66	MIAMI	W	30-13	10/27/80	MIAMI	W	17-14	12/20/92	at Miami	L	17-19	10/15/06	MIAMI	W	20-17
10/01/67	MIAMI	W	29-7	12/20/80	at Miami	W	24-17	09/12/93	at Miami	W	24-14	12/25/06	at Miami	W	13-10
10/22/67	at Miami	W	33-14	10/04/81	at Miami	T	28-28	11/07/93	MIAMI	W	27-10	09/23/07	MIAMI	W	31-28
12/01/68	MIAMI	W	35-17	11/22/81	MIAMI	W	16-15	09/18/94	at Miami	L	14-28	12/02/07	at Miami	W	40-13
12/15/68	at Miami	W	31-7	09/12/82	MIAMI	L	28-45	11/27/94	MIAMI	L	24-28	09/07/08	at Miami	W	20-14
11/02/69	MIAMI	W	34-31	12/18/82	at Miami	L	19-20	09/03/95	at Miami	L	14-52	12/28/08	MIAMI	L	17-24
12/14/69	at Miami	W	27-9	01/23/83	at Miami	L	0-14	10/22/95	MIAMI	W	17-16	10/12/09	at Miami	L	27-31
10/10/70	MIAMI	L	6-20		(AFC Championship)			09/15/96	at Miami	L	27-36	11/01/09	MIAMI	L	25-30
12/13/70	at Miami	L	10-16	10/16/83	MIAMI	L	14-32	12/22/96	MIAMI	L	28-31	09/26/10	at Miami	W	31-23
10/03/71	at Miami	W	14-10	12/16/83	at Miami	L	14-34	10/12/97	MIAMI	L	20-31	12/12/10	MIAMI	L	6-10
10/24/71	MIAMI	L	14-30	11/04/84	MIAMI	L	17-31	11/09/97	at Miami	L	17-24	10/17/11	MIAMI	W	24-6
10/08/72	MIAMI	L	17-27	11/26/84	at Miami	L	17-28	10/04/98	MIAMI	W	20-9	01/01/12	at Miami	L	17-19
11/19/72	at Miami	L	24-28	10/14/85	MIAMI	W	23-7	12/13/98	at Miami	W	21-16	09/23/12	at Miami	W	23-20 (OT)
10/07/73	at Miami	L	3-31	11/10/85	at Miami	L	17-21	12/12/99	MIAMI	W	28-20	10/28/12	MIAMI	L	9-30
11/04/73	MIAMI	L	14-24	09/21/86	MIAMI	W	51-45 (OT)	12/27/99	at Miami	W	38-31	12/01/13	MIAMI	L	3-23
10/07/74	at Miami	L	17-21	11/24/86	at Miami	L	3-45	10/23/00	MIAMI	W	40-37 (OT)	12/29/13	at Miami	W	20-7
11/24/74	MIAMI	W	17-14	10/18/87	MIAMI	W	37-31 (OT)	11/19/00	at Miami	W	20-3	12/01/14	MIAMI	L	13-16
10/19/75	MIAMI	L	0-43	12/07/87	at Miami	L	28-37	10/14/01	MIAMI	W	21-17	12/28/14	at Miami	W	37-24
11/09/75	at Miami	L	7-27	10/23/88	at Miami	W	44-30	11/18/01	at Miami	W	24-0	10/04/15	at Miami	W	27-14
09/26/76	at Miami	L	0-16	11/27/88	MIAMI	W	38-34	09/22/02	at Miami	L	3-30		(Played in London, England)		
11/07/76	MIAMI	L	7-27	09/24/89	at Miami	W	40-33	11/10/02	MIAMI	W	13-10	11/29/15	MIAMI	W	38-20
10/16/77	at Miami	L	17-21	11/12/89	MIAMI	L	23-31	09/14/03	MIAMI	L	10-21	11/06/16	at Miami	L	23-27
11/06/77	MIAMI	L	10-14	10/07/90	at Miami	L	16-20	12/28/03	at Miami	L	21-23	12/17/16	MIAMI	L	13-34
09/03/78	MIAMI	W	33-20	11/11/90	MIAMI	L	3-17	10/03/04	at Miami	W	17-9	09/24/17	MIAMI	W	20-6
11/26/78	at Miami	W	24-13	09/29/91	MIAMI	W	41-23	11/01/04	MIAMI	W	41-14				
09/30/79	MIAMI	W	33-27	12/22/91	at Miami	W	23-20 (OT)	09/18/05	MIAMI	W	17-7				

SINGLE-GAME RECORDS:

PASSING YARDS

Player	Cmp/Att	Yds	Date
1. Ken O'Brien	29/43	479	09/21/86
2. Joe Namath	23/39	415	10/01/67

PASSING TOUCHDOWNS

Player	TDs	Date
1 Vinny Testaverde	5	10/23/00
2t. Four Tied, Most Recently Ryan Fitzpatrick	4	11/29/15

RUSHING YARDS

Player	Att	Yds	Date
1. Freeman McNeil	28	173	10/14/85
2. Chris Ivory	29	166	10/04/15

RUSHING TOUCHDOWNS

Player	TDs	Date
1t. Seven Tied, Most Recently Leon Washington	2	12/02/07

RECEPTIONS

Player	Rec	Date
1. Al Toon	14	11/27/88
2. Richie Anderson	12	12/23/00

RECEIVING YARDS

Player	Yds	Date
1. Eric Decker	221	12/28/14
2. Wesley Walker	194	09/21/86

RECEIVING TOUCHDOWNS

Player	TDs	Date
1. Wesley Walker	4	09/21/86
2. Don Maynard	3	12/01/68

MOST FIELD GOALS

Player	FGs	Date
1t. Pat Leahy	4/4	09/03/78
Mike Nugent	4/4	12/02/07

LONGEST PLAYS:

LONGEST PASSING PLAY

Player	Yds	Date
1. Joe Namath to Rich Caster	89t	10/07/74
2. Neil O'Donnell to Jeff Graham	78t	09/15/96

LONGEST RUSHING PLAY

Player	Yds	Date
1. Freeman McNeil	52	11/04/84
2. Chris Johnson	47	12/01/14

THE LAST TIME:

300-YARD PASSER

By JETS:	358 (20-25 3 TD 0 INT), Geno Smith, 12/28/14
By OPP:	351 (33-58 3 TD 1 INT), Ryan Tannehill, 11/29/15

100+ QUARTERBACK RATING

By JETS:	126.3 (18/23 1 TD 0 INT), Josh McCown, 09/24/17
By OPP:	126.2 (12-18 4 TD 1 INT), Matt Moore, 12/17/16

100-YARD RUSHER

By JETS:	166 (29 att. 0 TD), Chris Ivory, 10/04/15
By OPP:	111(24 att. 1 TD), Jay Ajayi, 11/06/16

100-YARD RECEIVER

By JETS:	131 (9 rec. 2 TD), Brandon Marshall, 11/29/15
By OPP:	108 (3 rec. 1 TD), Jarvis Landry, 12/17/16

MULTI-TOUCHDOWN PERFORMANCE

By JETS:	2 (2 rec TDs), Brandon Marshall, 11/29/15
By OPP:	2 (2 rec TDs), Dion Sims, 12/17/16

SPECIAL TEAMS RETURN TOUCHDOWN

By JETS:	98-yard kickoff return, Leon Washington, 09/23/07
By OPP:	96-yard kickoff return, Kenyon Drake, 11/06/16



NFL CONNECTIONS

K Chandler Catanzaro (2014-16) & DL Ed Stinson (2014-16)		OL Anthony Steen (2014)	
QB Josh McCown (2008-09)		QB Matt Moore (2007-10)	
RB Matt Forté (2008-15) & QB Josh McCown (2011-13)		OL Jermon Bushrod (2013-15), QB Jay Cutler (2009-16) & RB Seniorise Perry (2014)	
LB Demario Davis (2016), QB Josh McCown (2015-16) & CB Buster Skrine (2011-14)		TE Marqueis Gray (2013) & K Cody Parkey (2016)	
LB Julian Stanford (2013-14)		DT Ndamukong Suh (2010-14)	
T Kelvin Beachum (2016) & LB Julian Stanford (2012)		DE Andre Branch (2012-15), TE Julius Thomas (2015-16) & T Sam Young (2013-15)	
LB Josh Martin (2013-14)		TE Anthony Fasano (2013-14)	
T Kelvin Beachum (2012-15), C Wesley Johnson (2014) & DL Steve McLendon (2010-15)		LB Lawrence Timmons (2007-16)	
G James Carpenter (2011-14) & WR Jermaine Kearse (2012-16)		CB Byron Maxwell (2011-14)	
LB Bruce Carter (2014-15), LB Josh Martin (2015), QB Josh McCown (2014), TE Austin Seferian-Jenkins (2014-16) & LB Julian Stanford (2015)		CB Alterraun Verner (2014-16)	

COACHING CONNECTIONS

Jeremy Bates (2012) & Dennard Wilson (2008-11)		Jim Arthur (2006-15) & Shane Day (2010-11)	
Todd Bowles (2001-04)		Marwan Maalouf (2004-06) & Rusty McKinney (2014-15)	
Karl Dorrell (2000-02)		Frank Bush (1995-2003)	
Brant Boyer (2012-15)		Clyde Christensen (2002-15) & Marwan Maalouf (2012)	
Dennard Wilson (2012-16) & La'Roi Glover (2010-16)		Frank Bush (2013-16)	
Jeremy Bates (2002-04)		Clyde Christensen (1996-2001)	

FORMER JETS



DAVE DeGUGLIELMO (Offensive Line Coach)
Spent time with the Jets during the 2012 season, serving as the offensive line coach.

FORMER DOLPHINS



TIM ATKINS (Defensive Quality Control Coach)
Spent time with MIA during the 2006 and 2007 seasons, serving as the defensive assistant.



TODD BOWLES (Head Coach)
Served as the assistant head coach and secondary coach for MIA from 2008-11, finishing as the interim head coach for three games in 2011, leading the team to a 2-1 record.



BRANT BOYER (Special Teams Coordinator)
Originally entered the NFL with MIA as a sixth-round draft choice in 1994, playing one season there.



KARL DORRELL (Wide Receivers Coach)
Spent time with MIA from 2008-11. From 2008-10, he served as the wide receivers coach. During the 2011 season, he served as the quarterbacks coach.



ROBERT NUNN (Defensive Line Coach)
Served as the special assistant coach during the 2004 season for MIA. During the 2001-02 seasons, served as the assistant defensive line and quality control coach. Also served as the defensive assistant during the 2000 season for MIA.



KACY RODGERS (Defensive Coordinator)
Spent time with MIA from 2008-14, serving as the defensive line coach.



JOSH McCOWN (Quarterback)
Signed by MIA in the 2008 offseason, before being traded to CAR at the end of training camp.

COLLEGE CONNECTIONS

WR ArDarius Stewart (2012-14)		RB Kenyan Drake (2014-16) & C/G Anthony Steen (2010-13)	
QB Bryce Petty (2011-14)		CB Xavien Howard (2013-15)	
K Chandler Catanzaro (2009-13) & TE Jordan Leggett (2013-16)		DE Andre Branch (2007-11), CB Byron Maxwell (2006-10) & CB Cordrea Tankersley (2013-16)	
OL Jonotthan Harrison (2009-13)		C Mike Pouncey (2007-10)	
LB Jordan Jenkins (2012-15)		S Maurice Smith (2013-16)	
RB Bilal Powell (2007-10)		RB Seniorise Perry (2010-13)	
S Jamal Adams (2014-16) & CB Morris Claiborne (2009-11)		DT Davon Godchaux (2014-16) & WR Jarvis Landry (2011-13)	
CB Derrick Jones (2013-16)		T Laremy Tunsil (2013-16)	
QB Christian Hackenberg (2013-15)		LB Mike Hull (2013-14) & CB Jordan Lucas (2012-15)	



AREA CONNECTIONS





TODD BOWLES

“Todd and I have a very good working relationship. We work very closely together. We communicate constantly. We both have the same vision for what we want to achieve here and that includes ownership too in terms of Woody (Johnson). We are all working towards that common goal. ... I think the world of Todd and I think I really like what he has done with this offseason, not only with the team and working with the players with some of the coaches he has brought in.”

- General Manager **MIKE MACCAGNAN** [07|31|17]

(On how he feels about the Jets culture right now...) “I think we’re in a great place just because (Head) Coach (Todd) Bowles laid out an environment where we come in and compete, we work hard. Really it started way back in the off-season, but (he) just did things to help shape and cast a vision for us of what we want to become and then challenge us to hold that standard, and really and truly watch the vets on this team come together and establish that. Whether it was Leo (Leonard Williams), or Steve (McLendon), or Mo (Muhammad Wilkerson), or Brian (Winters) – just these guys coming together, have been here a while and saying, “This is how we want it to be, and then let’s hold everybody to those things,” and so that’s been really good. I think it’s a good environment right now for us.”

- QB **JOSH McCOWN** [08|15|17]

KEVIN GREENE

“Kevin is a ball of fun every day and his energy is infectious. Kevin has a famous saying, “You have to have a hunter’s heart.” To sit in the room with him every day, you feel his energy and those guys feed off of him. He’s laid a really high expectation for them. He wants the group to look like him in how they play should look and it’s really contagious. He’s tremendous.”

- Defensive Coordinator **KACY RODGERS** [08|15|17]

JOHN MORTON

“I think the thing that Johnny Mo (Morton) does a good job of is that he’s been exposed to a lot of football and so take in, I think a lot of people have, but sometimes I think you forget some of the exposure that you have – you might go to this group and you forget how you ran the play – he’s able to pull from different places he has been and he remembers the plays and says, “This will work about against this group, this will work against that group.” I think that’s a strength for him and for us it’s as we get a game plan, he really knows how he wants to attack somebody, so yeah I would say very creative in that regard because he has a wide range of knowledge because of all of the places he’s been and the different guys he has been able to work with.”

- QB **JOSH McCOWN** [09|27|17]

“I think John has done a great job considering the pieces that he has to add – it seems like we’re adding a guy every other week. Just blending those guys together and figuring out what they can do and still trying to get his offense off the ground. Some things we have to come along (from a) continuity standpoint, but from a management standpoint and calling plays and getting those guys to gel, he’s been outstanding.”

- Head Coach **TODD BOWLES** [10|12|17]

33

JAMAL ADAMS

“We’ve talked about these two young safeties for a while now. I think they’re gifted young players, special players. Not just physically, but their approach and how they carry themselves.”

- QB **JOSH McCOWN** [08|05|17]

“He had some good plays. He’s an exciting player. He did a lot of things the right way. He brings a lot of emotion with him. He got the team behind him, and got them into it.”

- Head Coach **TODD BOWLES** [09|24|17]

(On why Adams graded well in his first NFL game..) “It wasn’t so much just the plays. His eyes were good. His reads were good. Everything he did, he did it the right way. He made tackles when opportunities presented themselves. He made the plays he was supposed to make. He had a good ball game.”

- Head Coach **TODD BOWLES** [09|11|17]



11

ROBBY ANDERSON

"He's playing at a high level. We've said it all along, Robby has tremendous speed and because of that he's always going to be able to impact the play whether the ball is going to him or not because you have to account for him. He continues to do things that impress us, and you realize there's other things that he can do and you utilize him more doing this route or that route, and so his talent is obviously allowing Coach (John) Morton and the guys to come up with things that will help our team, and that's a good thing for us."

• QB **JOSH McCOWN** [08|15|17]

4

LACHLAN EDWARDS

"I think that I told you guys early in the spring that I thought he would be one of the biggest improvements on this team that I've noticed. He really worked hard in the offseason and I'm sticking with that prediction. He became a pro over the offseason, learned how to prepare himself and take care of his body, and it takes some time. Is he a finished product? No, he's not. But at some point you're going to have a hell of a punter here, and I think you're starting to see the very early signs of the progression of what you're going to have here, and he's going to be a very, very good player here."

• Special Teams Coordinator **BRANT BOYER** [09|28|17]

32

JUSTON BURRIS

"JB has really taken some big strides. We watch him and we're sitting there like, this guy is physical, and he's fast. Athletically, he can do everything we ask him, and the other night he didn't disappoint, so right now he's battling every day and so far we're pleased with where he's at."

• Defensive Coordinator **KACY RODGERS** [08|15|17]

42

THOMAS HENNESSY

"He's done a heck of a job, just last week alone. His snaps have been really solid. His velocity has been really good. His blocking has been really good, but last week alone in coverage, he had two tackles and a forced fumble as a long snapper and that is damn good. I don't know if I've seen very many snappers in my whole career that is like that as a coach or a player, that has covered like that. He's done that nice of a job. He's done a heck of a job since he's been here."

• Special Teams Coordinator **BRANT BOYER** [10|12|17]

56

DEMARIO DAVIS

"Mentally, he's sharper. He's in a different place mentally. He got to play MIKE in Cleveland, and he's played MO here before so (in) combining the two experiences, he's a lot smarter understanding the defense and knowing when he can cheat and disguise as things and when he can't so, mentally, he's a lot sharper. But that comes with experience."

• Head Coach **TODD BOWLES** [08|03|17]

(On the difference in Davis this year versus his first stint with the Jets...) "He's night and day from a mental standpoint, the way he's reshaped his body, his dedication, his study habits. Everything that he's doing now, probably he didn't have to do it two years ago because David ran the show, but now that he's running the show – and I think his time in Cleveland has helped him develop into a great football player."

• Head Coach **TODD BOWLES** [10|12|17]

10

JERMAINE KEARSE

"He obviously makes plays, he catches the ball, makes tough catches in traffic, strong hands, and so those things, obviously you see it on tape, those are the things that as a quarterback, those down and distances when you have to have it and the throw is going to be tight and they're going to be contested, you want the guy that you can rely on, the guy that you know you can throw it around and they're going to put themselves in the best position to catch the ball and to make the conversion. He has shown that last week in Buffalo and yesterday."

• QB **JOSH McCOWN** [09|18|17]

"Guys who are as smart and tough and understand the game, he's got a Super Bowl ring. He's helped out, not only us as a team, but the receiver room. He's got a good presence about him, just like Josh McCown as a quarterback, the veteran leadership. When you have a guy like that, he's very poised when he plays. The game slows down for him. It's great to have him right now doing the things that he's doing."

• Offensive Coordinator **JOHN MORTON** [09|21|17]



14

JEREMY KERLEY

“That he can catch. He can catch the ball and he’s reliable. You like that as a play caller and as a quarterback. He’s been really reliable. He can catch. Anything that is thrown at him, he’s catching it.”

- Offensive Coordinator **JOHN MORTON** [10|12|17]

58

DARRON LEE

“I’m really pleased with the way he came back from OTA’s to here...he worked his butt off over the summer. Then you see him right now in practice taking the step forward from his rookie year. It seems like the game is slowing down for him a little bit and we’re expecting a lot of D. Lee this year.”

- Defensive Coordinator **KACY RODGERS** [08|15|17]

(On how good Lee can be once he grasps the mental aspect...) “Well, he’s got the tools to be a good linebacker. You just want to take it day-by-day. As long as he gets better every day, I think he’ll become a good football player.”

- Head Coach **TODD BOWLES** [07|31|17]

95

JOSH MARTIN

(On what makes Josh Martin so good on special teams...)

“He cares. I think that he’s one of those guys that – Josh Martin is a man, now – and he is big, and he’s strong, and he’s hard as hell to block. He’s a guy that, when I was playing, those kind of guys are hard as hell to block because they can beat you with speed, they can beat you with pass rush moves, they can beat you with strength and power. He is a hell of a player and he’s great in the locker room, takes a leadership role, him and Rontez Miles and those guys do a great job of taking a leadership role. They always know their stuff. They don’t make mental errors. They play their ass off every week, and that’s exactly what you want as a coach. If you have 11 of those guys playing for you, you’ll win a hell of a lot of games.”

- Special Teams Coordinator **BRANT BOYER** [09|21|17]

26

MARCUS MAYE

(On his thinking behind starting two rookies, Jamal Adams and Marcus Maye, at safety...) “They can play. It’s rare that these type of things happen, but those two guys showed so much in the spring in what we brought them along with, they can only get better. Their maturity level, as far as learning the plays, exceeded what we wanted for our expectations as a rookie, so we think those guys are ready to play.”

- Head Coach **TODD BOWLES** [07|30|17]

“We’ve talked about these two young safeties for a while now. I think they’re gifted young players, special players. Not just physically, but their approach and how they carry themselves.”

- QB **JOSH MCCOWN** [08|05|17]

15

JOSH MCCOWN

“Like I said, he’s a veteran guy. He’s seen a lot of football. The game is easy for him. Things that break down – he figures it out. You saw he did a good job scrambling. He made some big plays scrambling. That was key in the game and he’s doing a heck of a job. He’s spinning the ball, he’s finding the right guys – making good decisions. He took care of the ball last week, besides the one fumble, but I love what he’s doing right now.”

- Offensive Coordinator **JOHN MORTON** [09|21|17]

45

RONTEZ MILES

“Rontez is a spark, to say the least. I think he’s a guy that, just like I said about Josh Martin last week, he’s a guy that enjoys ball and really enjoys playing, and guys gravitate to people around a team like that. I know one thing, that I loved to play with guys like him and Josh Martin and the core group of guys that we have here like that – the Julian Stanfords and the Bruce Carters, and guys like that. Any guys that love ball like that and have that kind of magnetic personalities, you love to play with guys like that, so Tez (Miles) will definitely help us if he’s out there. Really looking forward to having him back if he is, and he definitely helps us big time.”

- Special Teams Coordinator **BRANT BOYER** [09|28|17]



18

ArDARIUS STEWART

(On what ArDarius Stewart brings to the return game...)

“He’s got some toughness. He really has some really good run skill, and he knows how to set up his blockers. He has stretch and cut ability that I think is really, really good. He’s done a nice job.”

- Special Teams Coordinator **BRANT BOYER** [10|12|17]

92

LEONARD WILLIAMS

(On what he expects from Williams this season)... “Nothing less than what he showed you last year. A lot of talent. People say the sky’s the limit, well the only limit is him. He doesn’t have a limit. He can grow as long as he wants to go. It’s not the sky. Because what if he reaches all his goals, I feel like he has more to reach then. He can reach all his goals in one year. If he reaches them, that means he hits the sky. That means there’s no limit for him.”

- DL **STEVE McLENDON** [07|28|17]

96

MUHAMMAD WILKERSON

“In dealing with Mo, we’re kind of looking at him and the things he’s done in the offseason, and the thing that’s really stood out is his leadership. He’s the guy that’s calling the team up. He’s the guy that’s encouraging people to come together and do this. But the stuff he’s doing on the field, I’m really pleased with where he is right now.”

- Defensive Coordinator **KACY RODGERS** [08|15|17]



By The Numbers

3

The Jets have recorded three red zone takeaways this season, tied with BLT and KC for most in the league.

5

Following a two INT performance in the Week Three victory over MIA (9/24), S **Terrence Brooks** became just the fifth Jets safety to win AFC Defensive Player of the Week.

6

After throwing for 354 yards vs. NE (10/15) (his first 300-yard passing game with the Jets), QB **Josh McCown** has now tallied a 300-yard passing game for six different franchises.

6.7%

The Jets defense held MIA (9/24) to a combined total of 1-of-15 on third and fourth down conversions, the lowest mark by a Jets opponent since they held MIA to 0% in London (10/04/15).

7

With a team-high seven passes defended, DL **Kony Ealy** is only the third defensive lineman since 2000 to rank in the top 10 in the NFL in passes defended through six weeks.

12

P **Lachlan Edwards** has placed 12 punts inside the opponents 20-yard line this season, the third most in the NFL.

13

In Week Four (10/1), the Jets reached 200 yards on just 13 carries after **Elijah McGuire's** 69-yard touchdown run, marking the fewest rushing attempts in team history to produce 200 yards.

14

In his first game back with the Jets (9/10), LB **Demario Davis** led the team in tackles with 14, marking the second-best total of his six-year career.

23

Since returning to the team in Week Three, TE **Austin Seferian-Jenkins** leads all NFL tight ends with 23 receptions.

30

In Week Three (9/24), the Jets defense limited MIA to 30 rushing yards. Since 2015, the Jets have held opponents to under 70 rushing yards 14 times, the second-highest total in the NFL.

40

K **Chandler Catanzaro** is one of only five kickers in the NFL to successfully convert eight field goal attempts of 40+ yards in 2017.

57

In Week Five (10/8), K **Chandler Catanzaro** connected on a 57-yard field goal, the longest in franchise history, breaking the previous record of 56 yards.

59%

The Jets secondary has limited opponents' passing games, holding them to just a 59% completion rate, tied for sixth-best in the NFL.

69

In Week Three (9/24), WR **Robby Anderson** scored on a career-long 69-yard reception, marking the Jets longest touchdown reception since **Quincy Enunwa's** 69-yard catch vs. BLT (10/23/16).

70

In Week Four (10/1), P **Lachlan Edwards** recorded a 70-yard punt in overtime, the longest overtime punt in NFL history.

70.1%

QB **Josh McCown** has completed 70.1% of his passes in 2017, ranking second among qualified quarterbacks this season.

75

In Week Four (10/1), RB **Bilal Powell** rushed for a career-high 75-yard touchdown run, which is tied for the league's second-longest run of the season.

75.4%

QB **Josh McCown's** 75.4% completion rate on third down this season leads the NFL, while his 500 third-down yards ranks fourth.

81.4

Rushing yards per game allowed at home since the start of the 2016 season, the fifth-best average in the league.

95

QB **Josh McCown** and WR **Jeremy Kerley** have connected on 19-of-20 times (95.0%) **McCown** has targeted **Kerley** this season, the best rate in the NFL among wide receivers.

97

In Week Five (10/8), the offense went 97 yards down the field in 4:26 to extend the lead to 10 points in the fourth quarter. The 97-yard drive was the longest on the road since the Jets went 98 yards at BUF (11/24/96).

256

Led by the duo of **Bilal Powell** and **Elijah McGuire**, the Jets rushing offense totaled 256 yards in Week Four, the most since a 277-yard outburst vs. MIA (12/01/14).

416

RB **Matt Forte** is only 416 rushing yards away from totaling 10,000 in his career. **Forte** would become the 30th player in NFL history to achieve this mark.

2,477

Since joining the Jets in 2015, G **James Carpenter** has been on the field for 2,477 of a possible 2,526 offensive plays, the most by a Jet during that time span.



11

ROBBY ANDERSON

Since entering the league as an undrafted free agent in 2016, WR **Robby Anderson** ranks among the NFL's best with 13 receptions of 25 yards or more. Additionally, of the 33 wide receivers with at least 10 receptions of 25 yards or more since 2016, **Anderson** has the fourth fewest targets with just 119.

NFL Big Plays Receiving Since 2016

Player	Team	Rec. of 25+	Tgt.
Chris Hogan	NE	12	99
Travis Benjamin	LAC	10	99
Kenny Stills	MIA	10	105
Robby Anderson	NYJ	13	119
Tyreek Hill	KC	10	124

In the second quarter of the Jets Week Three home opener against MIA (9/24), **Anderson** logged the longest play of his career when he connected with QB **Josh McCown** on a 69-yard touchdown reception.

Week Four vs. JAX (10/1), **Anderson** logged a 41-yard reception on a third-and-seven in the fourth quarter, marking his second consecutive week with a reception of longer than 40 yards.

Week Six vs. NE (10/15), **Anderson** hauled in four receptions for 76 yards, an average of 19.0 yards per reception. Among wide receivers with at least 12 receptions, **Anderson** ranks sixth in the league in yards per catch (16.4).

47

DAVID BASS

After beginning the season with SEA, fifth-year LB **David Bass** joined the Jets as a free agent just three days prior to the Week Three match-up vs. MIA (9/24). On his first play as a Jet, **Bass** recorded a tackle for loss, stopping MIA RB Damien Williams in the backfield for a loss of three yards. **Bass** later recorded his first sack as a Jet when he took down Jay Cutler for a loss of three yards on a second-and-10 in the fourth quarter. In Week Four vs. JAX (10/1), **Bass** sacked Blake Bortles for a loss of four yards, marking his second consecutive game with a sack. For **Bass**, the sack increased his career total to 7.5, including six against quarterbacks selected in the first round.

23

TERRENCE BROOKS

After joining the Jets via trade (08/27/17), S **Terrence Brooks** has contributed to both the Jets secondary and special teams units. **Brooks** started in his Jets debut Week One at BUF (9/10), recording two tackles. In the Week Three victory vs. MIA (9/24), **Brooks** recorded his first career multi-interception game. With the Jets leading 17-0 in the third quarter, MIA attempted a fake punt on fourth-and-seven that was intercepted by **Brooks**, helping set up a Jets drive that resulted in a field goal. In the fourth quarter, **Brooks** picked off Jay Cutler for his second interception of the game, becoming the first Jet to log two interceptions in a game since CB Marcus Williams recorded two vs. JAX (11/08/15).

For his efforts, **Brooks** was named AFC Defensive Player of the Week, marking the first time a Jet has won the award since CB Darrelle Revis in Week Two of the 2015 season. Since the award's inception in 1984, **Brooks** is just the fifth Jets safety to receive AFC Defensive Player of the Week honors.

7

CHANDLER CATANZARO

Since entering the league in 2014, K **Chandler Catanzaro** is one of eight active kickers with at least 100 field goal attempts. **Catanzaro**, who is 89-for-105 on field goal attempts, owns an 84.8% career percentage mark.

Player	FGM	FGA	FG %
Justin Tucker	110	125	88.0
Graham Gano	104	125	83.2
Stephen Gostkowski	108	119	90.8
Stephen Hauschka	104	117	88.9
Chandler Catanzaro	89	105	84.8
Dan Bailey	89	100	89.0
Blair Walsh	81	100	81.0
Greg Zuerlein	80	100	80.0

Following a two-for-two performance in Week One (9/10), **Catanzaro** converted on field goal attempts of 46 and 40 yards in Week Two at OAK (9/17), becoming the first Jet since Nick Folk in 2014 to make his first four attempts of the season. In Week Five at CLV (10/8), **Catanzaro** converted a 57-yard field goal as time expired in the first half, setting a Jets franchise record for longest field goal made. The kick also brought his season total of field goals over 40 yards to eight, making him one of only five kickers with at least eight field goal of 40+ yards.

Kickers with Eight-or-More 40-Yard FGs (Through Week Six)

Player	FGs of 40+ Yards
Jake Elliott	9
Robbie Gould (SF)	9
Greg Zuerlein (LAR)	9
Chandler Catanzaro (NYJ)	8
Ryan Succop (TEN)	8

In Week Four vs. JAX (10/1), with the game tied at 20 and 32 seconds remaining in overtime, **Catanzaro** converted a 41-yard game-winning field goal. Since entering the league in 2014, he has kicked five game-winning field goals.

Catanzaro's Career Game-Winning Field Goals

Date	Opp.	Dist.	Qtr.	Time Left	Final
11/22/15	vs. CIN	32	4th	0:02	34-31
12/10/15	vs. MIN	47	4th	1:23	23-20
11/13/16	vs. SF	34	4th	0:00	23-20
12/24/16	at SEA	43	4th	0:00	34-31
10/01/17	vs. JAX	41	OT	0:32	23-20

56

DEMARIO DAVIS

After spending the 2016 season in CLV, LB **Demario Davis** returned to the Jets following an offseason trade. In his first game back (9/10 at BUF), **Davis** led the team in tackles with 14, marking the second-best total of his six-year career. **Davis** also added a half-sack, split with fellow LB **Josh Martin**.

In Week Five at CLV (10/8), **Davis** led the Jets for the fifth straight week with nine tackles. **Davis** added a team-high four quarterback hits, one of which was a hit on QB Kevin Hogan, leading to an interception by teammate **Morris Claiborne**.



Demario Davis 2017 Stats (Through Week Six)

Game	Total Tackles
Week One, at BUF (9/10)	14
Week Two, at OAK (9/17)	11
Week Three, vs. MIA (9/24)	12
Week Four, vs. JAX (10/1)	12
Week Five, at CLV (10/8)	9
Week Six, vs. NE (10/15)	7

The touchdown reception was **Kearse's** third of the year on the road, tying him for the fourth-most receiving touchdowns in the NFL at away games this season.

Week Six vs. NE (10/15), **Kearse** recorded four receptions for a season-high 79 yards. **Kearse** leads the Jets in both receptions (26) and receiving yards (299) this season.

Since entering the NFL in 2012, **Kearse** is tied with former SEA teammate Doug Baldwin and NE's Rob Gronkowski for first in the NFL in postseason receiving touchdowns, as they have all logged six touchdown catches in the playoffs during that span. In addition, since 2012 **Kearse** is tied for first among wide receivers in postseason games played (12) and ranks ninth in postseason receiving yards (493).

Postseason Receiving Leaders Since 2012

Player	GP	Rec.	Yds.	TDs
Doug Baldwin	12	55	702	6
Jermaine Kearse	12	31	493	6
Rob Gronkowski	6	31	431	6
Anquad Boldin	8	40	631	5
Randall Cobb	10	44	558	5
Julio Jones	5	36	575	5
Demaryius Thomas	8	43	462	5

94

KONY EALY

In Week Four vs. JAX (10/1), DL **Kony Ealy** batted and intercepted a pass intended for WR Allen Hurns, becoming the first Jet defensive lineman since **Muhammad Wilkerson** at CIN (10/27/13) to record an interception. **Ealy** returned the ball nine yards to the JAX seven yard line, setting up a **Chandler Catanzaro** field goal.

Ealy established a career-high with four passes defended vs. JAX (10/1), setting the franchise record for most passes defended by a Jets defensive lineman. His seven passes defended this season are the most of any front seven defender in the NFL according to StatsPass. Since 1994, **Ealy** is the only defensive lineman to lead the Jets in passes defended after six weeks of the season.

NFL Passes Defended Leaders Among Front Seven Defenders

Player	Team	Pos.	PD
Kony Ealy	NYJ	DL	7
Ryan Shazier	PIT	ILB	6
Willie Henry	BLT	DT	4
De'Vondre Campbell	ATL	LB	4
Cameron Jordan	NO	DE	4
T.J. Watt	PIT	OLB	4

14

JEREMY KERLEY

To begin the season, WR **Jeremy Kerley** recorded a reception on 19 consecutive targets before failing to connect with QB **Josh McCown** on the Jets' final offensive play Week Six vs NE (10/15). **Kerley** leads qualified wide receivers in reception percentage, hauling in 95.0% of his targets. Joined by teammate **Jermaine Kearse**, the Jets are the only team with two wide receivers hauling in over 75% of their targets.

Highest Receptions per Target Pct. among WRs

Player	Team	G	Tgt.	Rec.	Pct.
Jeremy Kerley	NYJ	5	20	19	95.0%
Albert Wilson	KC	5	19	16	84.2%
Jermaine Kearse	NYJ	6	32	26	81.3%
Danny Amendola	NE	5	32	26	81.3%
Kendall Wright	CHI	6	26	20	76.9%

4

LACHLAN EDWARDS

In Week Four vs. JAX (10/1), **Edwards** set an NFL record for the longest punt in overtime, booting the ball 70 yards to pin JAX down at their own three yard line. Through the first six weeks of the season, **Edwards** ranks tied fifth in the AFC in net punting average with a career-best mark of 42.2, and is tied for second in the AFC with 12 punts downed inside the opponents' 20 yard line.

Most Punts Inside the Opponents' 20 Yard Line (AFC)

Player	Punt	Avg.	Net Avg.	In. 20	Lg
Rigoberto Sanchez (IND)	33	46.2	44.5	13	61
Marquette King (OAK)	27	52.7	47.4	13	65
Kevin Huber (CIN)	26	46.9	41.0	13	61
Lachlan Edwards (NYJ)	26	47.2	42.2	12	70
Sam Koch (BLT)	33	46.1	42.4	12	67
Dustin Colquitt (KC)	25	44.8	39.2	12	63
Brad Nortman (JAX)	32	44.0	39.0	12	61

95

JOSH MARTIN

Last season (2016), LB **Josh Martin** led the Jets with 14 special teams tackles and 342 special teams plays. After re-signing **Martin** in the off-season, he ranks tied for first on the Jets special teams unit through the first six weeks of the 2017 season despite missing the last two games, logging seven tackles.

In the Jets 2017 Week One matchup at BUF (9/10), **Martin** notched a team-best 4.0 tackles for loss. Additionally, **Martin** posted a half-sack, a QB hit and a QB pressure.

Week Six vs. NE (10/15), **Martin** returned to the lineup after missing the previous two weeks, and led the team with three special teams tackles.

10

JERMAINE KEARSE

Week Two at OAK (9/17), **Kearse** logged four receptions for 64 yards, leading the team in both categories for the second consecutive week, and also registered his first touchdown as a Jet after connecting with QB **Josh McCown** on a 35-yard strike in the second quarter. **Kearse** later added an 11-yard touchdown reception in the fourth quarter, marking his third career multi-touchdown performance.

Week Five at CLV (10/8), **Kearse** capped off a season long 97-yard drive with a 24-yard touchdown reception to extend the Jets lead to 10.



15

JOSH McCOWN

After rushing for his first touchdown of the season in Week One at BUF (9/10), QB **Josh McCown** threw his first touchdown as a Jet Week Two at OAK (9/17) on a 35-yard strike to WR **Jermaine Kearse** in the second quarter. **McCown** finished the first half with a 124.1 passer rating after completing eight-of-11 passes for 82 yards and a touchdown, marking the second consecutive week **McCown** completed over 70% of passes in the first half (completed 12-of-15 passes for 85 yards in the first half of Week One). On a third-and-18 in the third quarter, **McCown** picked up a first down with a 22-yard rush, his longest since a 28-yard scamper at MIN (01/01/12). **McCown** finished the Week Two contest 17-of-25 for 166 yards and two touchdowns, good for a passer rating of 113.1.

Week Three vs. MIA (9/24), **McCown** completed over 70% of his passes in the first half for the third consecutive week, finishing 11-of-14 for 198 yards with a touchdown and a 142.6 passer rating. Overall, **McCown** posted the third-best completion percentage in Week Three (78.3) after completing 18-of-23 passes for 249 yards, a touchdown and a 126.3 rating, which ranked eighth-best in Week Three.

For the first four weeks of the season, **McCown** completed over 70% of his passes in the first half, completing 10-of-11 passes for 95 yards and a 102.7 passer rating vs. JAX (10/1). His 90.9% completion rate in the first half marked the highest by a Jet since Ray Lucas also completed 10-of-11 passes vs. BUF (11/21/99).

In Week Five at CLV (10/8), **McCown** completed 23-of-30 passes for 194 yards and two touchdowns. His passer rating of 101.2 marked his third game of the season with a passer rating over 100, making him one of ten quarterbacks in the NFL with at least three such games.

Week Six vs. NE (10/15), **McCown** recorded his first 300-yard game as a Jet, completing 31-of-47 passes for 354 yards, two touchdowns and two interceptions. The 354 yards marked the sixth-highest passing yardage of his career and the sixth different franchise he has recorded a 300+ yard passing game with.

Through six games, **McCown** is 67-for-90 for 712 yards and four touchdowns in the first half. His 74.4% completion rate in the first half of games this season ranks first in the NFL. Overall, **McCown** is 136-for-194 on the season, completing 70.1% of his passes (good for second-best in the NFL).

2017 NFL Completion Percentage Leaders

Player	GP	Att.	Cmp.	Pct.
Alex Smith (KC)	6	192	140	72.9
Josh McCown (NYJ)	6	194	136	70.1
Drew Brees (NO)	5	183	126	68.9
Derek Carr (OAK)	5	139	95	68.3
Eli Manning (NYG)	6	221	148	67.0

On the season, **McCown** leads the NFL in completion percentage on third down, completing 43-of-57 attempts while ranking third in yards per attempt. From Weeks Three to Four, **McCown** completed 16 consecutive passes on third downs before throwing an incomplete pass intended for WR **Robby Anderson**.

2017 NFL Third-Down Completion Percentage Leaders

Player	Att.	Cmp.	Pct.	Yds/Att
Josh McCown (NYJ)	57	43	75.4	8.8
Alex Smith (KC)	46	33	71.7	8.3
Mike Glennon (CHI)	41	29	70.7	7.1
Matt Ryan (ATL)	38	26	68.4	8.9
Drew Brees (NO)	50	34	68.0	7.2

25

ELIJAH MCGUIRE

Week Four vs. JAX (10/1), 2017 sixth-round draft pick RB **McGuire** ran the ball 10 times for 93 yards (9.3 avg.) and one touchdown. His 69-yard touchdown run marked the first of his career and the longest run by a Jets rookie in franchise history, breaking the previous record by LaMont Jordan vs. OAK (01/06/02).

29

BILAL POWELL

Week Four vs. JAX (10/1), RB **Bilal Powell** led a Jets rushing attack that combined for 256 yards on the ground, carrying the ball 21 times for 163 yards and one touchdown. On the Jets' second drive of the game, **Powell** scored on a career-long 75-yard touchdown run, marking the longest touchdown run by a Jet since Bruce Harper scored on a 78-yard run vs. ATL (10/23/83). Additionally, **Powell** became the first Jet running back to hit the 100-yard mark in the first half since Thomas Jones rushed for 154 yards in the first half vs. BUF (10/18/09).

Since the start of the 2016 season, **Powell** has registered the fifth-most games with at least 150 scrimmage yards despite ranking 23rd in the NFL in touches over that time span with over 100 less touches than the next player on the list.

Games with 150+ Yards from Scrimmage Since 2016

Player	No. of 150+ Gms	Touches	Touch Rank
Le'Veon Bell (PIT)	7	500	1st
Ezekiel Elliott (DAL)	6	476	2nd
David Johnson (ARZ)	5	390	10th
Melvin Gordon (SD LAC)	4	422	4th
Jordan Howard (CHI)	4	410	7th
Le'Sean McCoy (BUF)	4	398	8th
Bilal Powell (NYJ)	3	253	23rd
Jay Ajayi (MIA)	3	396	9th
Devonta Freeman (ATL)	3	371	13th

Among qualified running backs, **Powell** ranks 11th in the NFL, averaging 4.7 yards per carry this season. Since 2016, **Powell** ranks second among running backs with at least 100 rush attempts in yards per carry.

NFL Yards Per Carry Leaders Since 2016

Player	Att	Yds	Avg	Lg
Kareem Hunt (KC)	106	630	5.94	75t
Jalen Richard (OAK)	109	618	5.67	75t
Bilal Powell (NYJ)	182	962	5.29	75t
Chris Thompson (WAS)	104	531	5.11	61t
Jordan Howard (CHI)	370	1,808	4.89	69
Mark Ingram (NO)	272	1,327	4.88	75t



88

AUSTIN SEFERIAN-JENKINS

Week Five at CLV (10/8), TE **Austin Seferian-Jenkins** recorded his first touchdown of the season on a two-yard pass from QB **Josh McCown**. **Seferian-Jenkins** scored a touchdown for the second consecutive game Week Six vs. NE (10/15), becoming the first Jets tight end to do so since Jeff Cumberland in 2014.

Since returning to the Jets in Week Three, **Seferian-Jenkins** leads all tight ends in receptions and is tied for third with two receiving touchdowns.

Tight End Receiving Leaders (Since Week Three)

Player	Team	Tgt.	Rec.	Catch Pct.	TDs
Austin Seferian-Jenkins	NYJ	29	23	79.3	2
Zach Ertz	PHI	35	21	60.0	4
Travis Kelce	KC	27	20	74.1	1
Cameron Brate	TB	27	19	70.4	4
Rob Gronkowski	NE	25	18	72.0	3

41

BUSTER SKRINE

Week Six vs NE (10/15), CB **Buster Skrine** recovered his first fumble of the season on a ball forced out by LB **Darron Lee**. Later in the half, **Skrine** recorded his first interception of the season on a Tom Brady pass. With both his fumble recovery and interception, **Skrine** became the first Jet with two takeaways in the first half since S Jaiquawn Jarrett vs. PIT (11/09/14).

Skrine joined Telvin Smith (JAX) as the only two players in the NFL this season to record a sack, forced fumble, fumble recovery and interception.

44

LAWRENCE THOMAS

While receiving playing time at fullback, **Lawrence Thomas**, who started the 2016 season opener on the defensive line, recorded a 15-yard reception on a third-and-one during the Jets Week Three matchup vs. MIA (9/24). The play took the Jets into the red zone, leading to a one-yard touchdown run by RB **Bilal Powell**. **Thomas** became the first defensive player on the Jets to record a reception since Antonio Cromartie hauled in a pass at JAX (12/09/12). Additionally, **Thomas** became the first Jet ever to catch a pass in a regular season game while wearing No. 90 or above. **Thomas'** versatility extends to special teams, where he has recorded two tackles for the Jets thus far in 2017.

In Week Four vs. JAX (10/1), **Thomas** played on all three units, seeing time at fullback, defensive lineman and on special teams, becoming the first Jet since Sheldon Richardson in 2014 to do so.

DEFENSIVE LINE

Week Three vs. MIA (9/24), the Jets defense held MIA to 49 total yards in the first half, marking the fewest yards recorded in a first half by an opponent since vs. KC (12/11/11), when they held them to just four yards. Overall, the Jets defensive line of **Kony Ealy**, **Steve McLendon**, **Mike Pennel**, **Muhammad Wilkerson** and **Leonard Williams** helped limit MIA to 30 rushing yards in the game, the lowest mark since 10/23/16 when they limited BLT to just 11 rushing yards. This marks the 14th game since **Todd Bowles** became the head coach in 2015 that the Jets have held an opponent to less than 70 rushing yards, the second-highest total in the NFL during that span.

PASS DEFENSE

In the 2017 Week One matchup at BUF (9/10), the Jets secondary featured four new players in S **Jamal Adams**, S **Terrence Brooks**, CB **Morris Claiborne** and S **Marcus Maye**. Along with CB **Justin Burris** and CB **Buster Skrine**, the Jets secondary limited BUF's wide receiving corps to just four receptions for 83 yards. Additionally, **Burris** recorded his second-career interception on a tipped pass in the end-zone, returning it 48 yards to the Jets 42-yard line.

Prior to MIA's final drive in the Jets Week Three victory (9/24), the Jets secondary limited the MIA wide receiving corps to just 13 catches on 25 targets. When targeting his top three WRs of Jarvis Landry, DeVante Parker and Kenny Stills, QB Jay Cutler was held to a 46.8 passer rating and was intercepted once by **Brooks**.

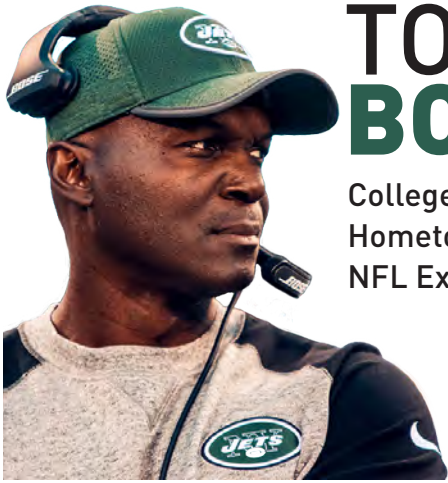
Week Four vs. JAX (10/1), the Jets secondary limited Blake Bortles to 140 passing yards and a 52.1 passer rating. The secondary only allowed three wide receivers to catch a pass, holding Jaguars receivers to seven receptions for 70 yards.

Week Five at CLV (10/8), the Jets secondary held CLV receiving corps to 13 catches for 106 yards on 23 targets. When targeting wide receivers, QBs Kevin Hogan and DeShone Kizer combined for a 50.3 passer rating and one interception by CB **Morris Claiborne**.

Through the first six weeks of the season, the Jets secondary has limited opponents' passing games, ranking towards the top of the league in a number of categories.

Passing Defense

Team	Cmp. %	Rk	Pass. Rtg.	Rk	Yds/Att	Rk
KC	53.5	1st	85.2	12th	7.77	26th
BLT	53.6	2nd	71.1	4th	6.83	12th
SEA	57.1	3rd	70.8	3rd	6.10	4th
CIN	57.4	4th	73.3	6th	5.60	1st
JAX	58.1	5th	60.0	1st	5.73	3rd
NYJ	59.0	t-6th	81.7	8th	6.44	7th
NYG	59.0	t-6th	90.4	19th	6.83	11th



TODD BOWLES

College: Temple
 Hometown: Elizabeth, NJ
 NFL Experience: 20

UNDER TODD BOWLES

Todd Bowles, the 16th full-time head coach in franchise history, returns for his third season with the Jets following a 5-11 campaign in 2016. Despite tying an NFL record with 75 players used in the regular season - including 49 different starters - **Bowles** oversaw a Jets defense in 2016 that continued to display his defensive prowess in limiting the opponent's rushing attack, allowing just 3.69 yards per carry while holding nine different opposing lead ball carriers to under 3.5 yards per rush.

AREAS OF FOCUS

For **Bowles**, the key to having a successful team comes from executing in four key areas: running the ball, third down, red zone efficiency and turnovers. Through his first two seasons, **Bowles** has seen his defensive unit rank in the top five in the first categories, while finishing in the top half of the league in takeaways.

Rankings from 2015-16

Rushing Defense (Yds/Gm)



Third Down Defense (%)



Rushing Offense (Yds/Gm)



Big Plays Rushing (Rushes of 10+ Yds)



NFL COACHING HISTORY

After a decorated eight-year playing career (1986-93), one that included stops at WAS and SF and culminated in a Super Bowl win in 1987, **Bowles** found success working for seven different teams, in varying capacities, both as a secondary coach and as a defensive coordinator.

	2015-PRESENT	HEAD COACH
	2013-14	DEFENSIVE COORDINATOR
	2012	SECONDARY/INTERIM HEAD COACH
	2011	INTERIM HEAD COACH
	2008-11	ASST. HEAD COACH/SECONDARY
	2005-07	DEFENSIVE BACKS
	2004	SECONDARY
	2001-03	DEFENSIVE NICKEL PACKAGE
	2000	DEFENSIVE BACKS

PRO BOWL(ES)



Over **Bowles'** time in Arizona and New York, eight different players at six different positions have been awarded Pro Bowl honors, including five in his first season as Head Coach: LB John Abraham, RB Chris Ivory, WR Brandon Marshall, DL Calais Campbell, DL **Muhammad Wilkerson**, DL **Leonard Williams**, CB Patrick Peterson and CB Darrelle Revis.



PENALTIES

Coach Bowles' Jets have displayed a great deal of poise the past two years, highlighted by the team's ability to avoid penalties. The Jets were tied for the fewest penalties in the NFL during the 2015 and 2016 seasons with 189. The Jets also are tied for 6th in the NFL in fewest penalty yards during that span.

Least Penalized Teams (Since 2015)

Team	Penalties	Rank	Yards	Rank
CAR	225	1st	1,956	2nd
NYG	229	2nd	2,022	5th
MIN	230	3rd	2,057	7th
NYJ	234	t-4th	2,046	6th
NE	234	t-4th	2,076	9th



HISTORICAL CONTAINMENT

Opposing rushing attacks have been limited in contests against the Jets under **Bowles**. Since becoming the Head Coach of the Jets, **Bowles'** defense has set the franchise record for an opponent's rushing yards on three separate occasions, including the current record of 11 yards in a game against BLT (10/23/16).

New York Jets Record for Opposing Rushing Yards

Opponent	Yards Allowed	Date
BLT	11	10/23/16
MIA	12	11/29/15
NE	16	10/25/15



CONTROLLING THE GROUND

During **Bowles'** tenure, the Jets have ranked near the top of the NFL in numerous offensive and defensive rushing categories. Over the 2015-16 seasons, the Jets ranked fourth in big plays rushing, logging 106 rushes of 10+ yards (nearly 14 plays more than the league average). Additionally, since 2015 the Jets defense rank fifth with 98.1 rushing yards/game and fourth in rushing average with 3.82 yards/carry.

Top Rushing Defenses (Since 2015)

Team	Yds/G	Rk	Avg	Rk	TDs	Rk
CAR	88.9	1st	3.90	7th	25	t-9th
SEA	92.6	t-2nd	3.68	2nd	30	18th
ARZ	92.6	t-2nd	3.67	1st	29	t-16th
NE	97.2	4th	4.04	11th	18	2nd
NYJ	98.7	5th	3.82	4th	20	3rd



Games of 70-or-Less Rush Yards Allowed (Since 2015)

Team	No. of Games
CAR	18
NYJ	14
SEA	13

Since becoming head coach in 2015, the Jets have maintained a home-field advantage at MetLife Stadium, where they've held opponents to only 81.4 rushing yards per game. Of the 14 games that the Jets have kept opponents under 70 yards on the ground, nine of them have come at home, including Week Three this season when the Jets held MIA to 30 yards rushing (9/24).

AWARD TOUR



Despite key injuries in 2014, including losses to four starters, **Bowles'** defense in Arizona succeeded in allowing the fifth-fewest points in the NFL (18.7) and producing the seventh-most interceptions by season's end. **Bowles'** efforts earned him the distinction of the *Associated Press* Assistant Coach of the Year and the *Pro Football Writers Association* Assistant Coach of the Year, respectively.



MIKE CALDWELL

ASSISTANT HEAD COACH | INSIDE LINEBACKERS




Mike Caldwell returns for his third season as the team's assistant head coach | inside linebackers coach after joining Head Coach **Todd Bowles'** staff from the outset in 2015, guiding a group that last year saw 2016 first-round draft choice **Darron Lee** post 40 of his 76 tackles as a starter over the season's final six games. His charges were part of a defense that allowed just 3.69 yards per carry to opposing ball carriers, the fourth lowest average in the league, as the Jets were one of just five teams to surrender 91 or fewer rushing yards in a game 10 times, despite facing six of the top-10 running backs in rushing yards.

In his first season with the Jets (2015), **Caldwell's** unit was part of a defense that helped to set a franchise record with just 83.4 rushing yards per game allowed, as two of his linebackers, David Harris and **Demario Davis**, finished first and second on the team in total tackles with 128 and 118, respectively.

Prior to joining the Jets, **Caldwell** oversaw an ARZ linebacker group that contributed to a defense (coordinated by **Bowles**) that ranked fifth in points allowed per game in 2015 (18.7) despite the key losses of inside linebackers Karlos Dansby (free agency) and Daryl Washington (injury).

BRANT BOYER

SPECIAL TEAMS COORDINATOR



Brant Boyer returns for his second season as the special teams coordinator after initially joining Head Coach **Todd Bowles'** staff in 2016.

In his first season, kicker Nick Folk connected on 87.1% of his field goal attempts, tied for the sixth best in the league last season and the fourth highest mark in team history. Additionally, seventh-round rookie punter **Lachlan Edwards** matched a team rookie record with 75 punts.

Boyer joined the Jets after a four-year tenure in IND (2012-15), where he aided a special teams unit that ranked in the top 10 league-wide during that span in net punting average (third), kickoff return average (fourth), kickoff touchbacks (fourth) and field goal percentage (seventh), despite using three different players as primary punt returners and four different kick returners in his four seasons.

JOHN MORTON

OFFENSIVE COORDINATOR



John Morton was named the Jets offensive coordinator on January 31st, joining the team after 15 seasons in the NFL, the last two with NO as the team's wide receivers coach.

Over the last two seasons, NO wide receivers led the NFL with 507 receptions and 6,682 yards. Of that total, all but 49 receptions and 444 yards came from wide receivers with three or fewer years of experience. Under **Morton**, wide receivers Brandin Cooks and Michael Thomas each produced 1,100-yard seasons, while Cooks, Thomas, Willie Snead IV and Brandon Coleman all produced multiple touchdowns in each of their seasons under **Morton** despite all having three-or-fewer years of NFL experience.

Before his return to NO, **Morton** worked in SF coaching wide receivers (2011-14) for a team that reached the Super Bowl XLVII (2012) and the playoffs in three out of his four years. During that span, both wide receivers Anquan Boldin (2013-14) and Michael Crabtree (2012) produced 1,000-yard seasons. In addition to Boldin and Crabtree, three other players produced multiple touchdown seasons under him.

KACY RODGERS

DEFENSIVE COORDINATOR



Kacy Rodgers returns for his third season as the Jets defensive coordinator after leading a 2016 defense that saw the rushing defense allow just 3.69 yards per carry, the fourth lowest average in the league, continuing the group's success against the run. Over his two seasons as defensive coordinator, **Rodgers'** group has held opposing runners to just 91.1 yards per game, the third fewest in the league during that span. Opposing ball carriers have gained just 3.64 yards per carry, the second best in the league.

In his first season as defensive coordinator (2015), **Rodgers'** unit registered 30 takeaways, increasing the team's total by 17 from the previous season, tying for the third most in the league and the most since the team recorded 31 in 2011. As a whole, the defense ranked in the top 10 in five major defensive categories, including points (No. 9), total defense (No. 4), rushing defense (No. 2), third downs (No. 3) and red zone (No. 1).

Prior to joining the Jets, **Rodgers** spent seven seasons coaching the defensive line in MIA. During his tenure, the MIA defense totaled 287 sacks, third most in the league during that span, and ranked in the top 10 in opponents' rushing average (4.02 yards per carry) and rushing touchdowns allowed (80). In 2014, the MIA defensive line produced 30.5 of the team's 39.0 sacks, the third consecutive season that it accounted for over 70% of the team's total.



TIM ATKINS

DEFENSIVE QUALITY CONTROL



Tim Atkins returns for his second season as the team's defensive quality control coach after initially joining Head Coach **Todd Bowles'** staff in 2016.

Prior to joining the Jets, **Atkins** worked with CLV charting games for two seasons (2014-15) and as a defensive assistant with BUF for two seasons (2011-12). Before joining BUF, he spent time in a variety of roles, including defensive quality control for the Florida Tuskers of the UFL, graduate assistant at Florida Atlantic University, defensive assistant for MIA and wide receivers coach (2005) and safeties coach (2004) at Whittier College after breaking in as an assistant defensive backs coach with Hamilton (AZ) HS.

DAVID DIAZ-INFANTE

ASSISTANT OFFENSIVE LINE



David Diaz-Infante returns for his second season with the Jets, and his third straight year with the club after he spent time as a training camp intern (2015).

Last season, **Diaz-Infante** coached an offensive line that saw nine different starters, including multiple starters at four of the five positions as four projected starters finished the year on injured reserve. Despite the turnover, the line helped blocked for an offense that finished in the top half of the league in both rushing yards (12th) and sacks allowed (t-16th).

Prior to his time with the Jets, **Diaz-Infante** served as an offensive assistant with ARZ for two seasons (2013-14), working on the same coaching staff as **Bowles**, who was the defensive coordinator at the time.

JEREMY BATES

QUARTERBACKS



Jeremy Bates was named quarterbacks coach on February 8th, 2017, marking his return to the Jets, whom he coached for in 2005. For **Bates**, the position marks his first in the NFL since 2012 when he coached quarterbacks with CHI.

Prior to his time in CHI, **Bates** spent one season as the offensive coordinator for SEA, overseeing an offense that averaged 31.5 points in the postseason.

Between NFL positions, **Bates** spent one season at the University of Southern California, where he worked with Jets Offensive Coordinator **John Morton** (then the USC offensive coordinator/wide receivers coach) as the school's assistant head coach/quarterbacks coach.

KARL DORRELL

WIDE RECEIVERS



Karl Dorrell returns for his third season as the Jets wide receivers coach, marking his 28th season coaching at either the collegiate and professional level.

Last season, following an injury to Eric Decker, **Dorrell** would get increased contributions from **Quincy Enunwa**, who established career bests in every category and led the team in receiving yards and receiving touchdowns. Undrafted rookie wide receiver **Robby Anderson** finished with the sixth most receiving yards among rookie wide receivers in 2016 and finished seventh in franchise history for most receiving yards by a rookie, becoming the first Jets receiver with multiple touchdown receptions of 40+ yards since 2010.

In his first season with the Jets (2015), **Dorrell** oversaw a record-setting receiving group led by Brandon Marshall, who earned Pro Bowl recognition after posting franchise marks with 109 receptions (fourth in the league), 1,502 yards (fourth) and 14 receiving touchdowns (tied for first). Additionally, Decker and Marshall would combine for the most receptions and receiving touchdowns of any wide receiver duo in Jets history while finishing second in team annals in total receiving yards. The pair also logged touchdowns in the same game nine times, besting the previous NFL record established in 1998.

ROBBY BROWN

DEFENSIVE ASSISTANT



Robby Brown returns for his third season with the Jets and his first as a defensive assistant, making the move to the other side of the ball after two years as the team's offensive quality control coach.

Prior to joining the Jets, **Brown** coached in the collegiate ranks for 10 seasons, working at South Alabama, Northwestern State, Valdosta State, Henderson State, Southwest Baptist and Troy. As offensive coordinator for Valdosta State in 2012, **Brown** helped the team capture the NCAA Division II National Championship, while averaging 469 yards and scoring 40 points per game.



LA'ROI GLOVER

ASSISTANT DEFENSIVE LINE



La'Roi Glover was named assistant defensive line coach this offseason after seven years of experience working in the NFL and a 13-year playing career that saw him selected to multiple Pro Bowls.

Prior to joining the Jets, **Glover** spent seven seasons working as the Director of Player Programs for SL | LA. In that role he was responsible for assisting players with their transition into professional football and the development of programs to address off-the-field matters.

Glover spent 13 seasons as a defensive tackle in the league, playing in 193 games, that included 191 consecutive to finish his career, for OAK (1996), NO (1997-2001), DAL (2002-05) and SL (2006-08). He amassed 83.5 sacks during his career and was selected to six consecutive Pro Bowl teams, while also receiving All-Pro recognition four times. He was a first-team selection for the 2000s All-Decade team. During the 2000 season, **Glover** led the league with 17.0 sacks, the second most in league history among defensive tackles, and was named NFL Alumni Defensive Lineman of the Year as well as NFC Defensive Player of the Year.

KEVIN GREENE

OUTSIDE LINEBACKERS



Kevin Greene joined the New York Jets staff as the team's outside linebackers coach on January 28th, 2017, his second coaching position in the NFL following a 15-season, Hall-of-Fame playing career.

Prior to joining the Jets, **Greene** spent five seasons with GB as their outside linebackers coach. In those five seasons, GB produced 203.0 sacks, the fourth most in the league, while linebacker Clay Matthews produced 50.0 total sacks, the third most of any player and the most among any outside linebackers. Additionally, nine different outside linebackers produced multi-sack seasons for GB under **Greene**, including five rookies.

As a 3-4 outside linebacker during his playing career, **Greene** played for four different teams – LAN, PIT, CAR and SF – and notched 160.0 career sacks, the third most in league history and the most by a linebacker. A five-time Pro Bowl selection and three-time All-Pro selection, **Greene** registered 10 double-digit sack seasons and led his team in sacks 11 times while leading the league twice. He played in six conference championship games and one Super Bowl (XXX) and was inducted into the Pro Football Hall of Fame in 2016.

JEFF HAMMERSCHMIDT

ASSISTANT SPECIAL TEAMS



Jeff Hammerschmidt returns for his second season as the assistant special teams coach. He initially joined the staff with Special Teams Coordinator **Brant Boyer** in 2016, his first season in the NFL after a 24-year career coaching in the collegiate ranks.

In **Hammerschmidt's** first season, kicker Nick Folk connected on 87.1% of his field goal attempts, tied for the sixth best in the league last season and the fourth-highest mark in team history. Additionally, seventh-round rookie punter **Lachlan Edwards** matched a team-rookie record with 75 punts.

Prior to joining the Jets, **Hammerschmidt** served as a special teams coordinator for his alma mater Arizona (2008-11) before working in the same capacity at Colorado State (2012-15). In his time with the Rams, both the punter and kicker received honorable mention all-conference honors. Throughout his career, **Hammerschmidt** has coached every level of the defense (secondary, linebackers and defensive line) while also serving as a defensive coordinator for Southern Utah (1996-97), Saint Mary's (2000-02) and Montana (2003-04). He began his coaching career in 1992 as a graduate assistant at Arizona and has since worked with a handful of current and former NFL players, including Kris Dielman, Adewale Ogunleye, Antwaan Randle El and Brooks Reed.

JIMMIE JOHNSON

TIGHT ENDS



Jimmie Johnson returns for his third season as the Jets tight ends coach, originally joining the staff in 2015. In two seasons under **Johnson**, the tight ends have helped block for a rushing attack that has produced 114.7 yards per game, the eighth best average in the league.

Last season (2016), in-season waiver claim **Austin Seferian-Jenkins** posted eight of his 10 catches with the Jets over his final five contests.

Prior to joining the Jets, **Johnson** spent eight seasons as the MIN tight ends coach, utilizing a variety of different players in his time there. During his time in MIN, four different tight ends led the group in receptions, including Jermaine Wiggins (2006), Visanthe Shiancoe (2007-11), Kyle Rudolph (2012) and John Carlson (2013). Under **Johnson**, Shiancoe posted 208 catches for 2,424 yards and 24 touchdowns in five seasons, despite amassing just 35 catches for 253 yards and three touchdowns in the four seasons prior to joining MIN. In his final two seasons with **Johnson**, Rudolph, a former second-round selection, posted 12 touchdowns. Although he missed eight games in those two seasons, Rudolph's 12 touchdowns tied for the fifth-most among tight ends in the NFL. In their time under **Johnson**, MIN tight ends also excelled in the red zone, producing 36 touchdowns on just 75 targets, or almost half a touchdown per target, the best in the league.



MICK LOMBARDI

OFFENSIVE ASSISTANT | ASSISTANT QUARTERBACKS



Mick Lombardi was named as an offensive assistant | assistant quarterbacks coach on Head Coach **Todd Bowles'** staff on February 7th, 2017. Lombardi joins the Jets after spending the last four years working with SF in a variety of roles.

This season marks **Lombardi's** seventh season in the NFL after previously working with both SF and NE. With SF, **Lombardi** worked on both sides of the ball as an offensive quality control coach (2016) and offensive assistant (2014) and as a defensive assistant (2015) working with the defensive backs. He joined SF in 2013 as an assistant to Head Coach Jim Harbaugh.

Prior to his time with SF, **Lombardi** spent two seasons with NE, first as a scouting assistant (2011) and then as a scouting and coaching assistant (2012), working with the offense.

STEVE MARSHALL

OFFENSIVE LINE



Steve Marshall returns for his third season as the Jets offensive line coach, his 37th season coaching football and 10th in the NFL. Last season, **Marshall** coached an offensive line that saw nine different starters, including multiple starters at four of the five positions as four projected starters finished the year on injured reserve. Despite the turnover, the line helped blocked for an offense that finished in the top half of the league in both rushing yards (12th) and sacks allowed (t-16th).

In his first season (2015), **Marshall's** offensive line ranked in the top 10 in the league in sacks allowed, helping quarterback Ryan Fitzpatrick and running back Chris Ivory both establish career-best seasons as Fitzpatrick set a franchise record for most passing touchdowns (31) and Ivory earned Pro Bowl honors after gaining an AFC-leading 1,070 yards rushing.

Prior to the Jets, **Marshall's** lines helped two quarterbacks, Derek Anderson (CLV, 2007) and Aaron Rodgers (GB, 2014) earn Pro Bowl appearances. In CLV, he helped rookie first-round draft choice offensive tackle Joe Thomas earn Pro Bowl honors in his first two seasons, adding All-Pro recognition in his second, while his lines paved the way for running back Jamal Lewis to gain over 1,000 yards each year.

DAYLON McCUTCHEON

ASSISTANT DEFENSIVE BACKS



Daylon McCutcheon returns for his third season as the Jets assistant defensive backs coach after making his NFL coaching debut in 2015.


Since 2015, the Jets secondary has ranked in the top 10 in both passing defense and completion percentage allowed. Last season, the Jets improved from the league's lowest-ranked passing defense, allowing 302.1 yards per contest over the first eight weeks, to the league's second-ranked passing defense, allowing just 207.5 yards per game.

In his first full season with the Jets (2015), the defensive backs produced all 18 of the team's interceptions (fifth-most in the NFL), and held opposing quarterbacks to the lowest completion percentage in the league (57.1 percent) and the sixth-lowest quarterback ranking (79.0).

McCutcheon returned to the Jets after spending the 2013 training camp as a minority coaching intern, working with the defense. Prior to returning to the Jets, he assisted ARZ in the same capacity during the 2014 training camp, working with **Todd Bowles**, **Mike Caldwell** and the ARZ defense.

STUMP MITCHELL

RUNNING BACKS



Lyvonja "Stump" Mitchell joined the staff as the team's running backs coach on February 1st, 2017, marking his 16th season coaching running backs in the NFL.

Prior to joining the Jets, **Mitchell** spent nine seasons in SEA (1999-2007), two seasons in WAS (1998-99) and the last four seasons in ARZ (2013-16), turning an ARZ rushing attack that ranked 24th or worse each season from 2005-2012, including 32nd four times, to a top 10 rushing offense over the last two seasons.

Under **Mitchell**, four different backs — Ricky Watters (1999-00), Shaun Alexander (2001-05), Clinton Portis (2008) and David Johnson (2016) — have gained 1,000 yards rushing in a season, while Andre Ellington produced 1,000 scrimmage yards in each of his first two NFL seasons (2013-14). Additionally, Alexander (five times) and Johnson (each of the last two seasons) have produced 10 or more scrimmage touchdowns in a season, including Alexander's then-NFL record 28 in 2005 and Johnson's league-leading 20 last season. He has helped produce five Pro Bowl players: Alexander, Johnson, Portis, as well as fullbacks Mack Strong and Mike Sellers.

ROBERT NUNN

DEFENSIVE LINE



Robert Nunn was named the defensive line coach for the Jets on January 31st, 2017, his 18th season as a coach in the NFL and his 30th season coaching football.

Prior to the Jets, **Nunn** worked with CLV (2016), NYG (2010-15), TB (2009), GB (2005-08), MIA (2001-02, 04) and WAS (2003). He has been part of six top-10 defenses for three different teams, while 19 different players have produced at least 5.0 sacks in a season under him. Of those 19, 11 matched or established their single-season career bests while coached by him. Among the players coached by **Nunn** in the NFL are Hall of Famers Bruce Smith, who broke the NFL career sacks record under him in 2003, and Jason Taylor, who established a single-season best 18.5 sacks in 2002, as well as Jason Pierre-Paul and Justin Tuck, both of whom registered multiple 10+ sack seasons with him.

Before entering the coaching ranks in the NFL, **Nunn** spent 12 years coaching at the collegiate level, including eight seasons as the head coach (1992-99) at Georgia Military College in Milledgeville, GA after spending his first season at the school (1991) as the defensive coordinator. Among his other stops were coaching defensive ends at Tennessee, where he coached current Jets defensive coordinator **Kacy Rodgers**, and one season as the defensive line coach at Northeastern Oklahoma A&M College (1988).

DENNARD WILSON

DEFENSIVE BACKS



Dennard Wilson joined the Jets staff as the team's defensive backs coach on January 18th, 2017 after five seasons with SLILA.

With the Rams, **Wilson** held the defensive backs coaching position for the last two seasons, overseeing a passing defense that improved from 23rd in 2015 to ninth overall in 2016. Since 2015, cornerback Trumaine Johnson has picked off eight passes, tied for the fifth most in the league and third most among corners. Before spending the last two seasons as the defensive backs coach, **Wilson** worked as the SL defensive quality control coach after joining the team in 2012.

Wilson entered the NFL coaching ranks with SL after four years as a pro scout with CHI, evaluating pro players and scouting opponents.

JASON VRABLE

OFFENSIVE ASSISTANT



Jason Vrable was named to the staff as an offensive assistant on February 7th, 2017. Vrable joins the Jets after spending the previous four seasons with BUF.

In BUF, **Vrable** spent the first three seasons as offensive quality control coach before being promoted to assistant quarterbacks coach. He assumed the role of interim running backs coach following Anthony Lynn's promotion to offensive coordinator in Week Three. Since Week Three, BUF running backs Mike Gillislee (5.71) and LeSean McCoy (5.67) led all qualifying NFL runners in rushing average as the pair also accounted for 23 total touchdowns as part of a BUF offense that finished first in the league in rushing yards per game.

Prior to entering the NFL coaching ranks, **Vrable** spent two seasons at Syracuse, first working as an assistant to the wide receivers coach and then as an assistant to the quarterbacks coach. Following his time with the Orange, **Vrable** spent two seasons at the University of Charleston as the school's offensive coordinator and quarterbacks coach, as the school led its conference in total offense and rushing offense.



Building the Jets

21

DRAFT SELECTIONS

Year	Player	Draft Round
2011	Muhammad Wilkerson	1
	Bilal Powell	4
	Jeremy Kerley ¹	5
2012	Demario Davis ²	3
2013	Brian Winters	3
2014	Dakota Dozier	4c
2015	Leonard Williams	1
	Bryce Petty	4
2016	Darron Lee	1
	Christian Hackenberg	2
	Jordan Jenkins	3
	Juston Burris	4
	Brandon Shell	5
	Lachlan Edwards	7a
	2017	Jamal Adams
Marcus Maye	2	
ArDarius Stewart	3	
Chad Hansen	4	
Jordan Leggett	5a	
Elijah McGuire	6a	
Derrick Jones	6c	

¹Re-signed in 2017 | ²Re-acquired via trade in 2017

5

UNDRAFTED FREE AGENTS

Year	Player
2013	Rontez Miles
2014	Brent Qvale
2016	Robby Anderson
	Lawrence Thomas
2017	Xavier Coleman

9

TRADE | WAIVER CLAIMS

Year	Player	Previous Team
2013	Ben Ijalana	(W-IND)
2014	Wesley Johnson	(W-PIT)
2016	Mike Pannel	(W-GB)
	Darryl Roberts	(W-NE)
	Austin Seferian-Jenkins	(W-TB)
	Terrence Brooks	(T-PHI)
2017	Kony Ealy	(W-NE)
	Thomas Hennessy	(T-IND)
	Jermaine Kearse	(T-SEA)

18

FREE AGENTS

Year	Player	How Acquired
2015	James Carpenter	(UFA-SEA)
	Josh Martin	(FA)
	Buster Skrine	(UFA-CLV)
2016	Julian Stanford	(FA)
	Bruce Carter	(FA)
	Matt Forté	(UFA-CHI)
2017	Steve McLendon	(UFA-PIT)
	Eric Tomlinson	(FA)
	David Bass	(FA)
	Kelvin Beachum	(UFA-JAX)
	Freddie Bishop	(FA)
	Travaris Cadet	(FA)
	Chandler Catanzaro	(FA)
	Morris Claiborne	(UFA-DAL)
	Obum Gwacham	(FA)
	Jonotthan Harrison	(UFA-IND)
Josh McCown	(FA)	
Ed Stinson	(FA)	

11

RESERVE | INJURED

Player	How Acquired	Year
Dylan Donahue	Drafted (5th)	2017
Quincy Enunwa	Drafted (6th)	2014
Brisly Estime	Undrafted Free Agent	2017
Chris Gragg	Free Agent	2017
Anthony Johnson	Free Agent	2016
Bryson Keeton	Undrafted Free Agent	2016
Lorenzo Mauldin	Drafted (3rd)	2015
Doug Middleton	Undrafted Free Agent	2016
Charone Peake	Drafted (7b)	2016
Edmond Robinson	Claimed (MIN)	2017
Devin Smith	Drafted (2nd)	2015

1

RESERVE | NON-FOOTBALL INJURY

Player	How Acquired	Year
Jeremy Clark	Drafted (6th)	2017

Roster Breakdown



ROSTER COMPARISON

	2017	2016
Rookies and First-Year Players	12	14
Players with Three-Years-or-Less of NFL Experience	30	27
Players Ages 30-or-Older	3	12
Players Drafted by the Jets	22	21
Average Age of Roster	25.7	26.2
Average Years of NFL Experience on Roster	3.7	4.4



ROSTER NOTABLES

No. of First-Round Draft Picks (Drafted By): 6

Jamal Adams (NYJ), James Carpenter (SEA), Morris Claiborne (DAL), Darron Lee (NYJ), Muhammad Wilkerson (NYJ), Leonard Williams (NYJ)

No. of Second-Round Draft Picks (Drafted By): 7

Bruce Carter (DAL), Kony Ealy (CAR), Matt Forté (CHI), Christian Hackenberg (NYJ), Ben Ijalana (IND), Marcus Maye (NYJ), Austin Seferian-Jenkins (TB)

No. of Third-Round Draft Picks (Drafted By): 6

Terrence Brooks (BLT), Demario Davis (NYJ), Jordan Jenkins (NYJ), Josh McCown (ARZ), ArDarius Stewart (NYJ), Brian Winters (NYJ)

No. of Fourth-Seventh-Round Draft Picks (Drafted By): 18

David Bass (OAK), Kelvin Beachum (PIT), Juston Burris (NYJ), Dakota Dozier (NYJ), Lachlan Edwards (NYJ), Obum Gwacham (SEA), Chad Hansen (NYJ), Wesley Johnson (PIT), Derrick Jones (NYJ), Jeremy Kerley (NYJ), Jordan Leggett (NYJ), Elijah McGuire (NYJ), Bryce Petty (NYJ), Bilal Powell (NYJ), Darryl Roberts (NE), Brandon Shell (NYJ), Buster Skrine (CLV), Ed Stinson (ARZ)

No. of Undrafted Players (Original Team): 16

Robby Anderson (NYJ), Freddie Bishop (DET), Travaris Cadet (NO), Chandler Catanzaro (ARZ), Xavier Coleman (NYJ), Jonotthan Harrison (IND), Thomas Hennessy (IND), Jermaine Kearse (SEA), Josh Martin (KC), Steve McLendon (PIT), Rontez Miles (NYJ), Mike Pannel (GB), Brent Qvale (NYJ), Julian Stanford (JAX), Lawrence Thomas (NYJ), Eric Tomlinson (PHI)



ROSTER SUPERLATIVES

Longest Tenured Jet	7	Bilal Powell, Muhammad Wilkerson
Youngest Player	21	Jamal Adams
Oldest Player	38	Josh McCown
Most Experience	15	Josh McCown
Tallest Player	6-7	Brent Qvale
Shortest Player	5-9	Buster Skrine, Jeremy Kerley
Furthest Away From Home (in miles)	10,333	Lachlan Edwards (Melbourne, Australia)

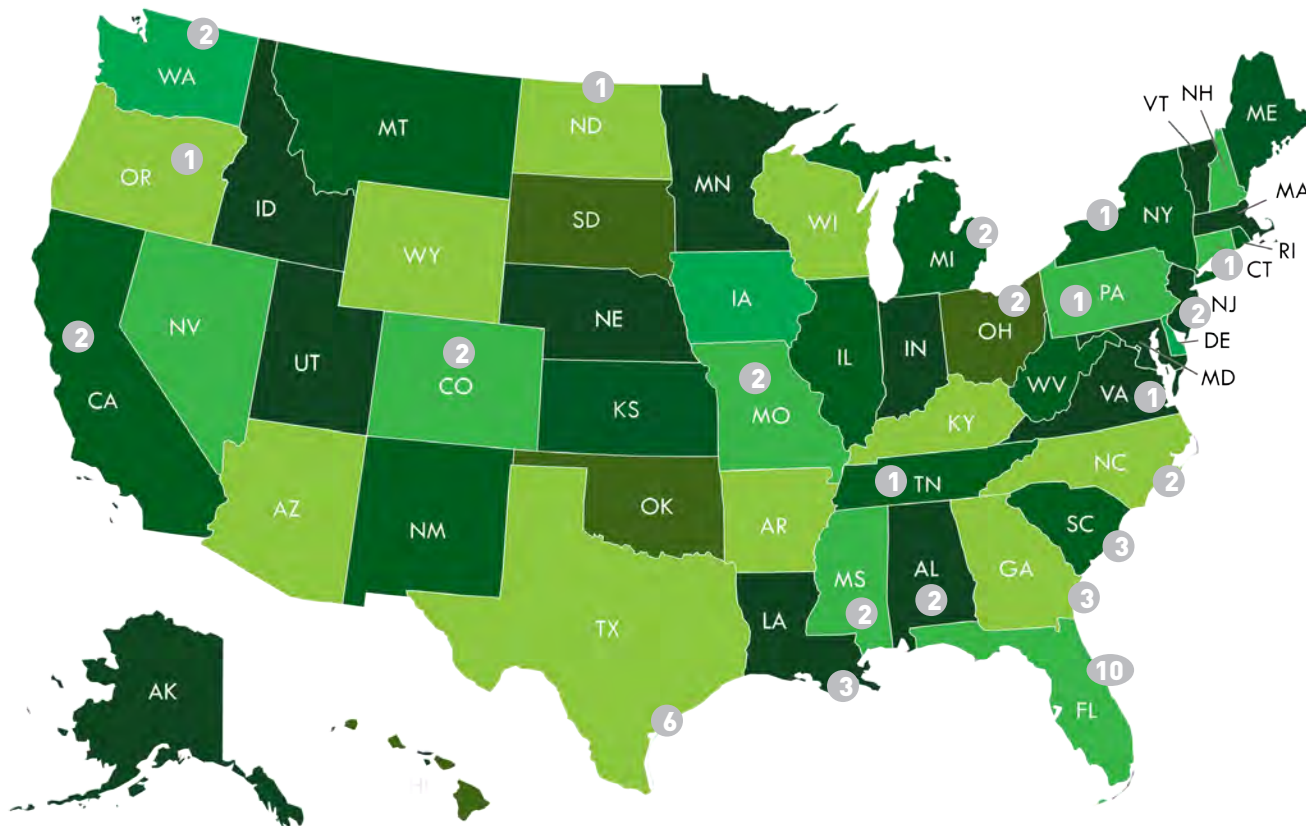


NOTABLE NUMBERS

States represented on roster	22	
State with most players on roster	10	Florida
School with most players on roster	3	Alabama
Players from New Jersey on the roster	2	Ben Ijalana, Muhammad Wilkerson
Players from New York on the roster	1	Thomas Hennessy
Coaches who played in the NFL	12	Todd Bowles, Brant Boyer, Mike Caldwell, Karl Dorrell, La'Roi Glover, Kevin Greene, Jeff Hammerschmidt, Jimmie Johnson, Daylon McCutcheon, Steve Mitchell, John Morton, Dennard Wilson
National Champions on the roster	6	Terrence Brooks, James Carpenter, Darron Lee, Jordan Leggett, ArDarius Stewart, Ed Stinson



Hometown Breakdown



10 FLORIDA

Robby Anderson	Fort Lauderdale
Terrence Brooks	Dunnellon
Travaris Cadet	Miami
Jonotthan Harrison	Groveland
Jordan Leggett	Navarre
Marcus Maye	Melbourne
Bital Powell	Lakeland
Darryl Roberts	Lakeland
Ed Stinson	Homestead
Leonard Williams	Daytona Beach

6 TEXAS

Jamal Adams	Lewisville
Kelvin Beachum	Mexia
Jeremy Kerley	Austin
Josh McCown	Jacksonville
Bryce Petty	Midlothian
Eric Tomlinson	Klein

3 GEORGIA

James Carpenter	Augusta
Jordan Jenkins	Hamilton
Buster Skrine	Woodstock

3 LOUISIANA

Morris Claiborne	Shreveport
Matt Forté	Lake Charles
Elijah McGuire	Houma

3 SOUTH CAROLINA

Chandler Catanzaro	Greenville
Dakota Dozier	West Columbia
Brandon Shell	Goose Creek

2 ALABAMA

Steve McLendon	Ozark
ArDarius Stewart	Fultondale

2 CALIFORNIA

Obum Gwacham	Chino Hills
Chad Hansen	Fillmore

2 COLORADO

Josh Martin	Aurora
Mike Pennel	Denver

2 MICHIGAN

Freddie Bishop	Inkster
Lawrence Thomas	Detroit

2 MISSISSIPPI

Demario Davis	Collins
Derrick Jones	Europa

2 MISSOURI

David Bass	St. Louis
Kony Ealy	St. Louis

2 NEW JERSEY

Ben Ijalana	North Brunswick
Muhammad Wilkerson	Linden

2 NORTH CAROLINA

Juston Burris	Raleigh
Bruce Carter	Havelock

2 OHIO

Darron Lee	New Albany
Brian Winters	Hudson

2 WASHINGTON

Jermaine Kearse	Lakewood
Austin Seferian-Jenkins	Fox Island

1 CONNECTICUT

Julian Stanford	Bloomfield
-----------------	------------

1 NEW YORK

Thomas Hennessy	Bardonia
-----------------	----------

1 NORTH DAKOTA

Brent Qvale	Williston
-------------	-----------

1 OREGON

Xavier Coleman	Portland
----------------	----------

1 PENNSYLVANIA

Rontez Miles	Braddock
--------------	----------

1 TENNESSEE

Wesley Johnson	Nashville
----------------	-----------

1 VIRGINIA

Christian Hackenberg	Palmyra
----------------------	---------

1 INTERNATIONAL

Lachlan Edwards	Hastings, Australia
-----------------	---------------------

Personnel Moves



JANUARY

Pos	Player Coach	Transaction
2	DL Kenny Anunike	Signed, Reserve Future
	WR Darius Jennings	Signed, Reserve Future
	FB Chris Swain	Signed, Reserve Future
	DL Claude Pelon	Signed, Reserve Future
	TE Jason Vander Laan	Signed, Reserve Future
3	Chan Gailey	Retired
	Mark Collins	Informed he will not return
	Joe Danna	Informed he will not return
	Pepper Johnson	Informed he will not return
	Kevin Patullo	Informed he will not return
	Marcel Shipp	Informed he will not return
4	K Ross Martin	Signed, Reserve Future
5	LS Zach Triner	Signed, Reserve Future
11	WR Myles White	Signed, Reserve Future
	FB Julian Howsare	Signed, Reserve/Future
	WR Deshon Foxx	Signed, Reserve Future
14	LB Frank Beltre	Signed, Reserve Future
16	DL Mike Pennel	Claimed (GB)
17	G Brian Winters	Signed, Contract Extension
18	LB Jeff Luc	Signed, Reserve Future
23	WR Frankie Hammond	Signed, Reserve Future

FEBRUARY

Pos	Player Coach	Transaction
7	LS Josh Latham	Signed, Free Agent
8	T Jeff Adams	Signed, Free Agent
23	K Nick Folk	Released
	T Breno Giacomini	Released
25	C Nick Mangold	Released

MARCH

Pos	Player Coach	Transaction
3	WR Brandon Marshall	Released
9	LB Corey Lemioner	Re-Signed, Unrestricted Free Agent
	LB Josh Martin	Re-Signed, Unrestricted Free Agent
	CB Darrelle Revis	Released
	RB Khiry Robinson	Released
11	T Kelvin Beachum	Signed, Unrestricted Free Agent (JAX)
	K Chandler Catanzaro	Signed, Free Agent
	LS Tanner Purdum	Re-Signed, Unrestricted Free Agent
20	CB Morris Claiborne	Signed, Unrestricted Free Agent (DAL)
22	QB Josh McCown	Signed, Free Agent
	DL Mike Pennel	Re-Signed, Free Agent
23	WR Quinton Patton	Signed, Unrestricted Free Agent (SF)
24	T Ben Ijalana	Re-Signed, Unrestricted Free Agent
28	C Jonotthan Harrison	Signed, Free Agent

APRIL

Pos	Player Coach	Transaction
6	TE Brian Parker	Signed, Free Agent
7	CB John Ojo	Signed, Free Agent
13	C Wesley Johnson	Re-Signed, Restricted Free Agent
14	LB Julian Stanford	Released
17	LB Julian Stanford	Re-Signed, Free Agent
	CB Marcus Williams	Re-Signed, Restricted Free Agent
26	RB Brandon Burks	Waived
	WR Darius Jennings	Waived
	LS Josh Latham	Waived
	LB Jeff Luc	Waived
	DL Julien Obioha	Waived
27	S Jamal Adams	Selected in the NFL Draft (1st)
	DL Kenny Anunike	Waived
28	S Marcus Maye	Selected in the NFL Draft (2)
	WR ArDarius Stewart	Selected in the NFL Draft (3)
29	WR Chad Hansen	Selected in the NFL Draft (4)
	TE Jordan Leggett	Selected in the NFL Draft (5a)
	LB Dylan Donahue	Selected in the NFL Draft (5b)
	RB Elijah McGuire	Selected in the NFL Draft (6a)
	CB Jeremy Clark	Selected in the NFL Draft (6b)
	CB Derrick Jones	Selected in the NFL Draft (6c)

MAY

Pos	Player Coach	Transaction
3	OL Alex Balducci	Claimed (SF)
4	LB Bruce Carter	Re-Signed, Unrestricted Free Agent
	S Marcus Gilchrist	Released
	CB Nick Marshall	Waived
	FB Chris Swain	Waived
5	LB Austin Calitro	Signed, Undrafted Free Agent
	CB Xavier Coleman	Signed, Undrafted Free Agent
	WR Brisly Estime	Signed, Undrafted Free Agent
	FB Anthony Firkser	Signed, Undrafted Free Agent
	DL Patrick Gamble	Signed, Undrafted Free Agent
	LB Connor Harris	Signed, Undrafted Free Agent
	T Javarius Leamon	Signed, Undrafted Free Agent
8	OL Chris Bordelon	Signed, Undrafted Free Agent
	OL Ben Braden	Signed, Undrafted Free Agent
	OL Donald Hawkins	Waived
	WR Gabe Marks	Signed, Undrafted Free Agent
	CB John Ojo	Waived
	LS Zach Triner	Waived
9	WR KD Cannon	Claimed (SF)
	WR Deshon Foxx	Waived
15	LB Austin Calitro	Waived
	LB Jevaris Jones	Signed, Undrafted Free Agent
22	WR Deshon Foxx	Signed, Free Agent



Personnel Moves

MAY (cont.)

Pos	Player Coach	Transaction
23 WR	Devin Smith	Placed on IR
30 TE	Braedon Bowman	Waived
DB	Corey White	Signed, Free Agent

JUNE

Pos	Player Coach	Transaction
1 LB	Demario Davis	Acquired via Trade (CLV)
S	Calvin Pryor	Traded (CLV)
2 LB	Jevaris Jones	Waived
S	Shamarko Thomas	Signed, Free Agent
5 WR	Quinton Patton	Placed on IR
WR	Devin Street	Signed, Free Agent
6 LB	David Harris	Released
8 WR	Quinton Patton	Released
9 LB	Spencer Paysinger	Signed, Free Agent
12 LB	Randell Johnson	Waived
13 RB	Jordan Todman	Signed, Free Agent
WR	Eric Decker	Released
20 WR	Marquess Wilson	Signed, Free Agent

JULY

Pos	Player Coach	Transaction
26 WR	Lucky Whitehead	Claimed (DAL)
WR	Devin Street	Waived
27 RB	Marcus Murphy	Claimed (NO)
RB	Brandon Wilds	Waived
29 TE	Chris Gragg	Signed, Free Agent
WR	KD Cannon	Waived
30 CB	Bryson Keeton	Placed on IR
CB	David Rivers	Signed, Free Agent

AUGUST

Pos	Player Coach	Transaction
4 DL	Brandin Bryant	Placed on IR
WR	Bruce Ellington	Claimed (SF)
DL	Jeremy Faulk	Signed, Undrafted Free Agent
TE	Brian Parker	Placed on IR
DL	Devon Still	Signed, Free Agent
DB	Corey White	Placed on IR
6 FB	Algernon Brown	Signed, Free Agent
WR	Bruce Ellington	Waived, Failed Physical
13 S	Robenson Therezie	Claimed (NO)
FB	Algernon Brown	Waived
14 WR	Dan Williams	Signed, Undrafted Free Agent
WR	Deshon Foxx	Waived
16 WR	Kenbrell Thompkins	Signed, Free Agent
DB	Doug Middleton	Placed on IR

22 TE	Brandon Barnes	Signed, Free Agent
WR	Marquess Wilson	Released
23 RB	Jahad Thomas	Signed, Free Agent
RB	Jordan Todman	Released
27 S	Terrence Brooks	Acquired via Trade (PHI)
CB	Dexter McDougle	Traded (PHI)
DL	Kony Ealy	Claimed (NE)
28 S	Armagedon Draughn	Signed, Free Agent
DL	Devon Still	Released
LS	Thomas Hennessy	Acquired via Trade (IND)
S	Ronald Martin	Traded (IND)
DL	Anthony Johnson	Placed on IR

SEPTEMBER

Pos	Player Coach	Transaction
1 WR	Jermaine Kearse	Acquired via Trade (SEA)
DL	Sheldon Richardson	Traded (SEA)
WR	Quincy Enunwa	Placed on IR
TE	Chris Gragg	Placed on IR
LB	Corey Lemonier	Placed on IR
CB	Jeremy Clark	Placed on Reserve/NFI
T	Jeff Adams	Waived
TE	Brandon Barnes	Waived
CB	Armagedon Draughn	Waived
DL	Jeremy Faulk	Waived
WR	Chris Harper	Waived
K	Ross Martin	Waived
LB	Spencer Paysinger	Released
CB	David Rivers	Waived
OL	Craig Watts	Waived
WR	Myles White	Waived
2 WR	Kalif Raymond	Claimed (DEN)
LB	Edmond Robinson	Claimed (MIN)
WR	Damore'ea Stringfellow	Claimed (MIA)
TE	Will Tye	Claimed (NYG)
LB	Frank Beltre	Signed, Practice Squad
OL	Ben Braden	Signed, Practice Squad
CB	Xavier Coleman	Signed, Practice Squad
DL	Deon Simon	Signed, Practice Squad
OL	Alex Balducci	Waived
LB	Frank Beltre	Waived
LB	Freddie Bishop	Waived
OL	Chris Bordelon	Waived
OL	Ben Braden	Waived
CB	Xavier Coleman	Waived
FB	Anthony Firkser	Waived
DL	Patrick Gamble	Waived
WR	Frankie Hammond	Waived
LB	Connor Harris	Waived
T	Javarius Leamon	Waived
WR	Gabe Marks	Waived



SEPTEMBER (cont.)

Pos	Player Coach	Transaction
2	RB Romar Morris	Waived
	RB Marcus Murphy	Waived
	LS Tanner Purdum	Released
	DL Deon Simon	Waived
	S Robenson Therezie	Waived
	RB Jahad Thomas	Waived
	S Shamarko Thomas	Released
	DL Lawrence Thomas	Waived
	WR Kenbrell Thompkins	Released
	TE Jason Vander Laan	Waived
	WR Dan Williams	Waived
	WR Jalin Marshall	Reserve/Suspended
	TE Austin Seferian-Jenkins	Reserve/Suspended
3	LB Bruce Carter	Signed, Free Agent
	LB Lorenzo Mauldin	Placed on IR
	LB Freddie Bishop	Signed, Practice Squad
	DL Patrick Gamble	Signed, Practice Squad
	G Geoff Gray	Signed, Practice Squad
	RB Marcus Murphy	Signed, Practice Squad
	WR JoJo Natson	Signed, Practice Squad
	CB Terrell Sinkfield	Signed, Practice Squad
5	WR Jeremy Kerley	Signed, Free Agent
	FB Julian Howsare	Waived
	DL Lawrence Thomas	Signed, Practice Squad
	DL Patrick Gamble	Terminated from Practice Squad
6	TE Neal Sterling	Signed, Free Agent
	WR Damore'ea Stringfellow	Waived
7	WR Damore'ea Stringfellow	Signed, Practice Squad
	LB Frank Beltre	Released, Practice Squad
14	DL Claube Pelon	Waived

16	LB Freddie Bishop	Signed from Practice Squad
	DL Lawrence Thomas	Signed from Practice Squad
	DL Claube Pelon	Signed, Practice Squad
18	TE Austin Seferian-Jenkins	Reinstated from Suspension
	LB Edmond Robinson	Placed on IR
19	WR Kalif Raymond	Waived
21	LB David Bass	Signed, Free Agent
	LB Freddie Bishop	Waived
	WR Kalif Raymond	Signed, Practice Squad
26	CB Robert Nelson	Signed, Practice Squad
	WR Kalif Raymond	Released, Practice Squad
27	RB Travaris Cadet	Signed, Free Agent
	WR Charone Peake	Placed on IR

OCTOBER

Pos	Player Coach	Transaction
2	WR Jalin Marshall	Reinstated from Suspension
3	TE Will Tye	Waived
	RB Marcus Murphy	Terminated from Practice Squad
4	LB Obum Gwacham	Signed, Free Agent
	DL Ed Stinson	Signed, Free Agent
	LB Dylan Donahue	Placed on IR
	LB Freddie Bishop	Signed, Practice Squad
5	TE Neal Sterling	Waived
6	LB Freddie Bishop	Signed from Practice Squad
9	CB Marcus Williams	Waived
10	RB Jahad Thomas	Signed, Practice Squad
14	WR Jalin Marshall	Waived
	CB Xavier Coleman	Signed from Practice Squad
17	WR Jalin Marshall	Signed, Practice Squad



Offensive Statistics

Won 3, Lost 3

Date	W/L	Score	Opponent
9/10/2017	L	12- 21	at Buffalo Bills
9/17/2017	L	20- 45	at Oakland Raiders
9/24/2017	W	20- 6	Miami Dolphins
10/1/2017	W	23- 20	Jacksonville Jaguars
10/8/2017	W	17- 14	at Cleveland Browns
10/15/2017	L	17- 24	New England Patriots

Total First Downs

	New York Jets	Opponent
Rushing	25	40
Passing	65	66
Penalty	9	19
3rd Down: Made/Att	34/85	34/83
3rd Down Pct.	40.0%	41.0%
4th Down: Made/Att	3/5	1/5
4th Down Pct.	60.0%	20.0%
Possession Avg.	30:09	29:51
Total Net Yards	1912	2148
Avg. Per Game	318.7	358.0
Total Plays	362	398
Avg. Per Play	5.3	5.4
Net Yards Rushing	631	833
Avg. Per Game	105.2	138.8
Total Rushes	148	181
Net Yards Passing	1281	1315
Avg. Per Game	213.5	219.2
Sacked/Yards Lost	19/124	7/37
Gross Yards	1405	1352
Attempts/Completions	195/137	210/124
Completion Pct.	70.3%	59.0%
Had Intercepted	6	7
Punts/Average	30/47.2	30/46.3
Net Punting Avg.	42.2	42.0
Penalties/Yards	45/422	41/332
Fumbles/Ball Lost	12/5	5/2
Touchdowns	11	17
Rushing	4	5
Passing	7	11
Returns	0	1

Score by Quarter

	Q1	Q2	Q3	Q4	OT	Pts
Team	14	39	36	17	3	109
Opponents	14	38	28	50	0	130

Scoring

	TD	Ru	Pa	Rt	PAT	FG	2pt	Sfty	Pts
C.Catanzaro	0	0	0	0	10/10	11/13	0	0	43
J.Kearse	3	0	3	0	0/0	0/0	0	0	18
B.Powell	2	2	0	0	0/0	0/0	0	0	12
A.Seferian-Jenkins	2	0	2	0	0/0	0/0	0	0	12
R.Anderson	1	0	1	0	0/0	0/0	0	0	6
E.McGuire	1	1	0	0	0/0	0/0	0	0	6
J.Kerley	1	0	1	0	0/0	0/0	0	0	6
J.McCown	1	1	0	0	0/0	0/0	0	0	6
Team	11	4	7	0	10/10	11/13	0	0	109
Opponents	17	5	11	1	16/17	4/9	0	0	130

2-Pt. Conversions: Team: 0/1, Opponents: 0/0

Sacks: D.Bass 2.0, D.Davis 1.5, J.Martin 0.5, B.Skrine 1.0, J.Adams 1.0, D.Lee 1.0 **Team: 7.0, Opponents: 19.0**

^{IR}Reserve/Injured | ^{NWT}Not With Team

Rushing

	No.	Yds	Avg	Long	TD
B.Powell	51	240	4.7	75t	2
E.McGuire	44	198	4.5	69t	1
M.Forté	32	116	3.6	16	0
J.McCown	17	56	3.3	22	1
A.Stewart	3	18	6.0	11	0
T.Cadet	1	3	3.0	3	0
Team	148	631	4.3	75t	4
Opponents	181	833	4.6	52t	5

Receiving

	No.	Yds	Avg	Long	TD
J.Kearse	26	299	11.5	44	3
A.Seferian-Jenkins	23	152	6.6	27	2
J.Kerley	19	193	10.2	31t	1
R.Anderson	18	296	16.4	69t	1
M.Forté	14	117	8.4	34	0
B.Powell	13	72	5.5	13	0
E.McGuire	5	55	11.0	22	0
W.Tye ^{NWT}	4	38	9.5	21	0
A.Stewart	4	36	9.0	24	0
E.Tomlinson	3	59	19.7	34	0
T.Cadet	3	26	8.7	13	0
L.Thomas	2	20	10.0	15	0
M.Williams ^{NWT}	1	31	31.0	31	0
N.Sterling ^{NWT}	1	8	8.0	8	0
C.Peake ^{IR}	1	3	3.0	3	0
Team	137	1405	10.3	69t	7
Opponents	124	1352	10.9	47	11

Interceptions

	No.	Yds	Avg	Long	TD
T.Brooks	2	13	6.5	13	0
J.Burris	1	48	48.0	48	0
M.Claiborne	1	28	28.0	28	0
M.Maye	1	12	12.0	12	0
K.Ealy	1	9	9.0	9	0
B.Skrine	1	0	0.0	0	0
Team	7	110	15.7	48	0
Opponents	6	16	2.7	12	0

Punting

	No	Yds	Avg	Net	TB	In	Lg	B
L.Edwards	30	1416	47.2	42.2	2	12	70	0
Team	30	1416	47.2	42.2	2	12	70	0
Opponents	30	1390	46.3	42.0	2	10	65	0

Punt Returns

	Ret	FC	Yds	Avg	Long	TD
J.Kerley	9	7	52	5.8	15	0
K.Raymond ^{NWT}	5	3	38	7.6	25	0
Team	14	10	90	6.4	25	0
Opponents	14	7	109	7.8	19	0

Kickoff Returns

	No.	Yds	Avg	Long	TD
A.Stewart	5	99	19.8	32	0
K.Raymond ^{NWT}	3	85	28.3	40	0
D.Bass	1	10	10.0	10	0
J.Jenkins	1	7	7.0	7	0
Team	10	201	20.1	40	0
Opponents	7	145	20.7	31	0

Field Goals

	1-19	20-29	30-39	40-49	50+
C.Catanzaro	0/0	3/3	0/0	6/8	2/2
Team	0/0	3/3	0/0	6/8	2/2
Opponents	0/0	3/3	1/2	0/2	0/2

Fumbles Lost: J.McCown 2, A.Seferian-Jenkins 1, K.Raymond 1, E.McGuire 1 **Total: 5**

Opponent Fumble Recoveries: B.Skrine 1, F.Bishop 1 **Total: 2**

Passing

	Att	Cmp	Yds	Cmp%	Yds/Att	TD	TD%	Int	Int%	Long	Sack	Lost	Rating
J.McCown	194	136	1374	70.1%	7.1	7	3.6%	6	3.1%	69t	19/	124	89.2
L.Edwards	1	1	31	100.0%	31.0	0	0.0%	0	0.0%	31	0/	0	118.8
Team	195	137	1405	70.3%	7.2	7	3.6%	6	3.1%	69t	19/	124	89.8
Opponents	210	124	1352	59.0%	6.4	11	5.2%	7	3.3%	47	7/	37	81.7

Defensive Statistics



Player	Totals	Tackles	Assists	TFL	Sacks	Yards	QH	INT	Yards	PD	FF	FR	Yards
Demario Davis	65	40	25	4	1.5	3.0	5	-	-	1	-	-	-
Darron Lee	45	31	14	4	1.0	0.0	-	-	-	1	1	-	-
Jamal Adams	29	22	7	1	1.0	10.0	1	-	-	3	-	-	-
Marcus Maye	29	22	7	-	-	-	1	1	12	1	-	-	-
Buster Skrine	29	25	4	1	1.0	12.0	2	1	0	3	1	1	0
Leonard Williams	27	13	14	1	-	-	7	-	-	-	-	-	-
Morris Claiborne	26	22	4	2	-	-	-	1	28	6	-	-	-
Muhammad Wilkerson	21	12	9	-	-	-	1	-	-	1	-	-	-
Jordan Jenkins	18	9	9	2	-	-	6	-	-	-	-	-	-
David Bass	16	11	5	3	2.0	3.0	4	-	-	-	-	-	-
Steve McLendon	16	11	5	1	-	-	1	-	-	-	-	-	-
Mike Pennel	13	8	5	-	-	-	-	-	-	-	-	-	-
Darryl Roberts	11	11	0	-	-	-	-	-	-	3	-	-	-
Josh Martin	10	5	5	4	0.5	3.0	2	-	-	-	-	-	-
Kony Ealy	9	6	3	1	-	-	3	1	-	7	-	-	-
Freddie Bishop	6	3	3	-	-	-	-	-	-	-	-	1	-
Juston Burris	6	5	1	-	-	-	-	1	48	1	-	-	-
Julian Stanford	6	3	3	-	-	-	-	-	-	-	-	-	-
Terrence Brooks	4	3	1	-	-	-	2	2	13	3	-	-	-
Dylan Donahue ^{IR}	4	2	2	-	-	-	4	-	-	-	-	-	-
Claude Pelon ^{PS}	4	2	2	-	-	-	-	-	-	-	-	-	-
Ed Stinson	2	-	2	-	-	-	-	-	-	-	-	-	-
Totals	396	266	130	24	7.0	31.0	39	7	101	30	2	2	0



SPECIAL TEAMS TACKLES

Player	Totals	Tackles	Assists
Julian Stanford	7	3	4
Josh Martin	7	4	3
Rontez Miles	6	2	4
Bruce Carter	4	1	3
Jordan Jenkins	3	2	1
Thomas Hennessy	2	2	0
Darryl Roberts	2	1	1
ArDarius Stewart	2	1	1
Lawrence Thomas	2	1	1
Marcus Williams ^{NWT}	2	1	1
David Bass	1	1	0
Terrence Brooks	1	0	1
Juston Burris	1	0	1
Eric Tomlinson	1	1	0
Dylan Donahue ^{IR}	1	0	1
Charone Peake ^{IR}	1	1	0
Edmond Robinson ^{IR}	1	1	0
Totals	44	22	22



SPECIAL TEAMS STATISTICS

Touchdowns:	0
Blocked Punts:	0
Blocked Punt Returns:	0
Blocked Field Goals:	0
Blocked FG Returns:	0
Blocked Extra Point:	0
Forced Fumbles:	1 Thomas Hennessy (at CLV, 10/8)
Fumble Recoveries:	0

Key: TFL = Tackles for Loss, QH = Quarterback Hurries; INT = Interception; FF = Forced Fumbles, FR = Fumble Recovery, PD = Pass Defensed

^{IR}Injured Reserve | ^{NWT}Not With Team | ^{PS}Practice Squad



The Last Time...

TEAM

Won in Overtime

JETS: 23-20 vs. JAX (41-yd FG by Chandler Catanzaro) 10/01/17
OPP: 30-24, at MIN (87-yd TD by Jarius Wright) 12/07/14

Won in Last 2:00 of Regulation

JETS: 19-16 (Randy Bullock 40-yd FG; 0:36 in 4Q) at DAL 12/19/15
OPP: 22-17 (Malcolm Mitchell 8-yd TD; 1:56 in 4Q), vs. NE 11/27/16

Tied Game in Last 2:00

JETS: 17-17 (Nick Folk 50-yd FG; 1:57 in 4Q) at SF 12/11/16
OPP: 20-20 (Jason Myers 22-yd FG), vs. JAX 10/01/17

Shutout

JETS: 37-0 vs. CIN 01/13/10
OPP: 31-0, at SD 10/05/14

Won by Three-or-Less Points

JETS: 17-14 at CLV 10/08/17
OPP: 9-6, vs. LA 11/13/16

Won by Eight-or-Less Points

JETS: 17-14 at CLV 10/08/17
OPP: 24-17, vs. NE 10/15/17

Won by 20+ Points

JETS: 30-10 vs. BUF 01/01/17
OPP: 45-20, at OAK 09/17/17

Won after Trailing by 20+ Points

JETS: 40-37 (Trailed 30-7 with 00:12 in 3Q) vs. MIA 10/23/00
OPP: 31-27 (Trailed 21-0 with 5:53 in 2Q), vs. NE 11/10/96

Won after Trailing by 10+ Points

JETS: 23-17 (Trailed 17-3 with 1:43 in 2Q) at SF 12/11/16
OPP: 24-17 (Trailed 14-0 with 5:20 in 2Q), vs. NE 10/15/17

Won after Trailing in the Fourth Quarter

JETS: 23-17 (Trailed 17-14 until 8:23) at SF 12/11/16
OPP: 22-17 (Trailed 17-16 until 1:56), vs. NE 11/27/16

Won after Trailing at Halftime

JETS: 23-17 (Trailed 17-3 at Half) at SF 12/11/16
OPP: 9-6 (Trailed 6-3 at Half), vs. LA 11/13/16

OFFENSE

500+ Total Net Yards (Team)

JETS: 513 (182 rush, 331 pass) vs. BUF 09/22/13
OPP: 511 (125 rush, 386 pass), at NE 11/13/08

400+ Total Net Yards (Team)

JETS: 408 (74 rush, 334 pass) vs. NE 10/15/17
OPP: 419 (140 rush, 279 pass), at CLV 10/08/17

50+ Points Scored (Team)

JETS: 56 vs. ARZ 09/28/08
OPP: 52, at MIA 09/03/95

40+ Points Scored (Team)

JETS: 48 vs. BUF 09/09/12
OPP: 45, at OAK 09/17/17

No Turnovers

JETS: vs. BUF 01/01/17
OPP: at OAK 09/17/17

No Sacks Allowed

JETS: at KC 09/25/16
OPP: vs. NE 10/15/17

PASSING

100+ Passer Rating (Individual)

JETS: Josh McCown (101.2), at CLV 10/08/17
OPP: Kevin Hogan (122.4), at CLV 10/08/17

400+ Net Passing Yards (Team)

JETS: 473 (69 att) at BLT 12/24/00
OPP: 426 (57 att), vs. ARZ 09/28/08

300+ Net Passing Yards (Team)

JETS: 334 (47 att) vs. NE 10/15/17
OPP: 339 (51 att), at CLV 10/30/16

400+ Passing Yards (Individual)

JETS: Vinny Testaverde (481) at BLT 12/24/00
OPP: Matt Cassel (400), at NE 11/13/08

300+ Passing Yards (Individual)

JETS: Josh McCown (354 yds) vs. NE 10/15/17
OPP: Josh McCown (341 yds), at CLV 10/30/16

50+ Passing Attempts (Individual)

JETS: Ryan Fitzpatrick (50 att.) at NYG 12/06/15
OPP: Tom Brady (50 att.), vs. NE 11/27/16

40+ Passing Attempts (Individual)

JETS: Josh McCown (47 att.), vs. NE 10/15/17
OPP: Jay Cutler (44 cmp.), vs. MIA 09/24/17

30+ Pass Completions (Individual)

JETS: Josh McCown (31 cmp.) vs. NE 10/15/17
OPP: Tom Brady (30 cmp.), vs. NE 11/27/16

25+ Pass Completions (Individual)

JETS: Josh McCown (31 cmp.) vs. NE 10/15/17
OPP: Jay Cutler (26 cmp.), vs. MIA 09/24/17

Six+ Touchdown Passes (Individual)

JETS: Brett Favre (6*) vs. ARZ 09/28/08
OPP: Dan Marino (6), vs. MIA 09/21/86

*Tied Franchise Record

Five+ Touchdown Passes (Individual)

JETS: Brett Favre (6*) vs. ARZ 09/28/08
OPP: Andy Dalton (5), at CIN 10/27/13

*Tied Franchise Record

Four+ Touchdown Passes (Individual)

JETS: Ryan Fitzpatrick (4) vs. MIA 11/29/15
OPP: Matt Moore (4), vs. MIA 12/17/16

RUSHING

300+ Rushing Yards (Team)

JETS: 316 (54 att.) at OAK 10/25/09
OPP: 328 (47 att.), at NE 09/18/83

200+ Rushing Yards (Team)

JETS: 256 (32 att.) vs. JAX 10/01/17
OPP: 248 (27 att.), at SF 12/11/16

200+ Rushing Yards (Individual)

JETS: Thomas Jones (210 yds*) vs. BUF 10/18/09
OPP: Thurman Thomas (214 yds), vs. BUF 09/24/90

*Franchise Record

100+ Rushing Yards (Individual)

JETS: Bilal Powell (163 yds) vs. JAX 10/01/17
OPP: LeSean McCoy (110 yds), at BUF 09/10/17



RUSHING (continued)

Consecutive 100-Yard Rushing Performances (Individual)

JETS:	Chris Ivory (166 yds) at MIA (London)	10/04/15
	Chris Ivory (146 yds) vs. WAS	10/18/15
OPP:	Branden Oliver (114 yds), at SD	10/05/14
	Ronnie Hillman (100 yds), vs. DEN	10/12/14

50+ Rushing Attempts (Team)

JETS:	52 (177 yds) vs. NE	10/20/13
OPP:	50 (151 yds), vs. NE	12/26/05

40+ Rushing Attempts (Team)

JETS:	40 (188 yds) at SF	12/11/16
OPP:	42 (190 yds), at BUF	09/10/17

30+ Rushing Attempts (Individual)

JETS:	Matt Forté (30) vs. BLT	10/23/16
OPP:	Clinton Portis (36), vs. WAS	11/04/07

Three+ Rushing Touchdowns (Individual)

JETS:	Matt Forté (3) at BUF	09/15/16
OPP:	David Johnson (3), at ARZ	10/17/16

Two Rushing Touchdowns (Individual)

JETS:	Bilal Powell (2) at SF	12/11/16
OPP:	LeGarrette Blount (2), at NE	12/24/16

Rush of 70 Yards or More (Individual)

JETS:	Bilal Powell (75t) vs. JAX	10/01/17
OPP:	Lamar Miller (97t), at MIA	12/28/14

Rush of 40 Yards or More (Individual)

JETS:	Bilal Powell (75t) vs. JAX	10/01/17
	Elijah McGuire (69t) vs. JAX	10/01/17
OPP:	Cordarrelle Patterson (43t)	09/17/17
	Jalen Richard (52t)	09/17/17

RECEIVING

10+ Receptions (Individual)

JETS:	Bilal Powell (11 rec.) vs. MIA	12/17/16
OPP:	Mike Wallace (10 rec.), vs. BLT	10/23/16

200+ Receiving Yards (Individual)

JETS:	Eric Decker (221 yds) at MIA	12/28/14
OPP:	Jordy Nelson (209 yds), at GB	09/14/14

100+ Receiving Yards (Individual)

JETS:	Quincy Enunwa (109 yds) vs. NE	11/27/16
OPP:	TY Hilton (146 yds), vs. IND	12/05/16

Consecutive 100-Yard Receiving Games (Individual)

JETS:	Brandon Marshall (115 yds) vs. NE	12/27/15
	Brandon Marshall (126 yds) at BUF	01/03/16
OPP:	Mike Wallace (120 yds), vs. BLT	10/23/16
	Terrelle Pryor (101 yds), at CLV	10/30/16

Two 100-Yard Receivers in Same Game

JETS:	Brandon Marshall (101 yds) at BUF	09/15/16
	Eric Decker (126 yds) at BUF	
OPP:	Allen Hurns (122 yds), vs. JAX	11/08/15
	Allen Robinson (121 yds), vs. JAX	

Three+ Receiving Touchdowns (Individual)

JETS:	Plaxico Burress (3) vs. SD	10/23/11
OPP:	Michael Crabtree (3), at OAK	09/17/17

Two Receiving Touchdowns (Individual)

JETS:	Jermaine Kearse (2), at OAK	09/17/17
OPP:	Rob Gronkowski (2) vs. NE	10/15/17

Multiple Receivers with Multiple Receiving TDs

JETS:	Laveranues Coles (3) vs. ARZ	09/28/08
	Jerricho Cotchery (2)	
OPP:	Andre Reed (2), at BUF	11/24/96
	Steve Tasker (2)	

Pass Reception of 70 Yards or More

JETS:	Eric Decker (74t yds) at MIA	12/28/14
OPP:	Sammie Coates (72t yds), at PIT	10/09/16

Pass Reception of 40 Yards or More

JETS:	Jermaine Kearse (44 yds) vs. NE	10/15/17
OPP:	Brandin Cooks (42 yds), vs. NE	10/15/17

DEFENSE

Shutout

JETS:	37-0 vs. CIN	01/03/10
OPP:	31-0, at SD	10/05/14

Game without Allowing an Offensive Touchdown (Team)

JETS:	6-9 vs. LA	11/13/16
OPP:	41-3, at NE	12/24/16

Under 200 Total Yards Allowed (Team)

JETS:	158 vs. OAK	09/07/14
OPP:	151, at SD	10/05/14

Under 100 Net Passing Yards Allowed (Team)

JETS:	56 vs. ARZ	12/02/12
OPP:	49, vs. MIA	12/01/14

Completion Percentage under 50.0% (Team)

JETS:	42.9% (B. Bortles: 15/35) vs. JAX	10/01/17
OPP:	43.2% (R. Fitzpatrick & B. Petty: 16/37), vs. IND	12/05/16

Passer Rating under 50 (Team)

JETS:	42.7 (M. Cassel & K. Moore) at DAL	12/19/15
OPP:	13.9 (R. Fitzpatrick & B. Petty), at NE	12/24/16

Under 50 Rushing Yards Allowed (Team)

JETS:	30 (15 att.) vs. MIA	09/24/17
OPP:	34 (18 att.), at CLV	10/08/17

Five+ Takeaways (Team)

JETS:	5 (3 INTs, 2 FRs) at IND	09/21/15
OPP:	8 (6 INTs, 2 FRs), at KC	09/25/16

Four+ Takeaways (Team)

JETS:	4 (4 INTs) at DAL	12/19/15
OPP:	4 (3 INTs, 1 FR), at NE	12/24/16

Safety (Individual)

JETS:	Sheldon Richardson Sack (T. Bridgewater) at MIN	12/07/14
OPP:	Geno Smith Intentional Grounding, at TEN	12/14/14

Six+ Sacks (Team)

JETS:	7 vs. CIN	09/12/16
OPP:	6, at SF	12/11/16

Three+ Sacks (Individual)

JETS:	Muhammad Wilkerson (3.0) vs. TEN	12/13/15
OPP:	Olivier Vernon (3.0), vs. MIA	12/01/13

Two+ Sacks (Individual)

JETS:	Leonard Williams (2.5) vs. CIN	09/11/16
	Steve McLendon (2.0) vs. CIN	09/11/16
OPP:	Kyle Van Noy (2.0), vs. NE	10/15/17

Three+ Interceptions (Team)

JETS:	4 at DAL	12/19/15
OPP:	3, vs. MIA	12/17/16



DEFENSE (continued)

Two+ Interceptions (Individual)

JETS: Terrence Brooks (2) vs. MIA **09/24/17**
OPP: Malcolm Buler (2), at NE **12/24/16**

Interception Returned for a Touchdown (Individual)

JETS: Antonio Allen (T. Brady) 23 yds vs. NE **10/20/13**
OPP: Derrick Johnson (R. Fitzpatrick), 55 yds, at KC **09/25/16**

Three+ Fumble Recoveries (Team)

JETS: 4 vs. CLV **09/13/15**
OPP: 4, vs. NE **11/22/12**

Two+ Forced Fumbles (Individual)

JETS: LaRon Landry (2) at SL **11/18/12**
OPP: Kyle Fuller (2), vs. CHI **11/22/14**

Two+ Fumble Recoveries (Individual)

JETS: Darrelle Revis (2) at IND **09/21/15**
OPP: Bashaud Breeland (2), vs. WAS **10/18/15**

Fumble Recovery Returned for a Touchdown (Individual)

JETS: Charone Peake (42 yds) own recovery, vs. SEA **10/02/16**
OPP: Myles Jack (81 yds), vs. JAX **10/01/17**

SPECIAL TEAMS

Blocked Punt (Individual)

JETS: Antonio Allen (M. King) vs. OAK **12/08/13**
OPP: Walt Aikens (L. Edwards), vs. MIA **12/17/16**

Blocked Punt Returned for a Touchdown (Individual)

JETS: Antonio Allen (0t yds; M. King) vs. OAK **12/08/13**
OPP: Walt Aikens (11t yds; L. Edwards), vs. MIA **12/17/16**

Blocked Field Goal (Individual)

JETS: Muhammad Wilkerson (46 yds; R. Bironas) at TEN **12/17/12**
OPP: Alan Branch (54 yds; N. Folk) vs. NE **11/27/16**

Blocked Field Goal Returned for a Touchdown (Individual)

JETS: Ray Mickens (72t yds; C. Ford) vs. OAK **09/21/97**
OPP: Mike Haynes (65t yds; P. Leahy), vs. NE **10/05/80**

Missed Field Goal Returned for a Touchdown (Individual)

JETS: Aaron Glenn (104t yds) at IND **11/15/98**
 (Vanderjagt 63-yard FG attempt)
OPP: Never

Blocked Extra Point (Individual)

JETS: Bryan Thomas (A. Vinatieri) at IND **12/27/09**
OPP: Antwan Odom (M. Nugent), at TEN **12/23/07**

Missed Extra Point (Individual)

JETS: Nick Folk vs. LA **11/13/16**
OPP: Cody Parkey, vs. MIA **09/24/17**

Kickoff Return for a Touchdown (Individual)

JETS: Joe McKnight (100t yds) vs. HST **10/08/12**
OPP: Kenyan Drake (96t yds), at MIA **11/06/16**

Kickoff Return of 40+ Yards

JETS: Kalif Raymond (40 yds), at OAK **09/17/17**
OPP: Kenyan Drake (96t yds), at MIA **11/06/16**

Punt Return for a Touchdown (Individual)

JETS: Jeremy Kerley (68t yds) vs. BUF **09/09/12**
OPP: Dwayne Harris (80t yds), at NYG **12/06/15**

Punt Return of 20+ Yards (Individual)

JETS: Kalif Raymond (25 yds) at BUF **09/10/17**
OPP: Chester Rogers (30 yds), vs. IND **12/05/16**

Game-Winning Field Goal (Last 2:00 of 4Q or OT)

JETS: Chandler Catanzaro (41 yds; 0:28, OT) vs. JAX **10/01/17**
OPP: Mike Nugent (47 yd; 0:54 in 4Q), vs. CIN **09/11/16**

Five+ Field Goals Attempted

JETS: Nick Folk (5/5) at MIN **12/07/14**
OPP: Shaun Suisham (5/5), at WAS **11/04/07**

Four+ Field Goals Made

JETS: Nick Folk (5/5) at MIN **12/07/14**
OPP: Justin Tucker (4/4), at BLT **11/24/13**

Successful Onsides Kick

JETS: Nick Folk (B. Marshall recovered) at NE **10/25/15**
OPP: Andrew Franks (J. Landry recovered), vs. MIA **11/29/15**

Failed Onsides Kick

JETS: Nick Folk (J. Graham recovered) vs. SEA **10/02/16**
OPP: Zane Gonzalez (J. Stanford recovered), at CLV **10/08/17**

BOLD = Happened during 2017 Season



Overall Record 3-3

Home.....	2-1
Away.....	1-2

When:

Jets win coin toss.....	1-1
Jets lose coin toss.....	2-2
Scoring first.....	2-1
Opponent scores first.....	1-2
Leading at halftime.....	2-0
Tied at halftime.....	1-1
Trailing at halftime.....	0-2
Leading after three quarters.....	3-0
Tied after three quarters.....	0-0
Trailing after three quarters.....	0-3
Overtime.....	1-0
Scoring on first possession.....	0-1
Scoring touchdown on first possession.....	0-1
Scoring field goal on first possession.....	0-0
Scoring 10 or more points.....	3-3
Scoring 20 or more points.....	2-1
Scoring 30 or more points.....	0-0
Allowing 10 or fewer points.....	1-0
Allowing 20 or fewer points.....	3-0
Outcomes of 7 points or less.....	0-1
Outcomes of 3 points or less.....	2-0
Rushing 20 or more times.....	1-2
Rushing 30 or more times.....	2-0
Rushing 40 or more times.....	0-0
Time of possession 30:00 or more.....	2-1
Individual Jets 100-yard rusher.....	1-0
Individual Jets 100-yard receiver.....	0-0
Individual Jets 300-yard passer.....	0-1
Jets out-gain opposition.....	2-1
Jets out-rush opposition.....	2-0
Jets out-pass opposition.....	2-1
Opponent individual 100-yard rusher.....	0-1
Opponent individual 100-yard receiver.....	0-0
Opponent individual 300-yard passer.....	0-0

Surfaces:

On Grass.....	1-1
On Artificial Turf.....	2-2
Outdoors.....	3-3
Indoors.....	0-0

By Month:

September.....	1-2
October.....	2-1

Against:

AFC Opponents.....	3-3
AFC East.....	1-2
AFC North.....	1-0
AFC South.....	1-0
AFC West.....	0-1
NFC Opponents.....	0-0
NFC West.....	0-0

Jersey Color:

Green Jerseys.....	2-1
White Jerseys.....	1-2
Alternate Jerseys.....	0-0

Time Of Game:

Day.....	3-3
Night.....	0-0

Turnover Differential:

Positive.....	2-0
+1.....	1-0
+2.....	1-0
+3 or more.....	0-0
Even.....	0-0
Negative.....	1-3
-1.....	1-2
-2.....	0-1
-3 or more.....	0-0



Supplemental Statistics

SINGLE-GAME TEAM HIGHS & LOWS:

YARDS/FIRST DOWNS

	HIGH		LOW		HIGH		LOW	
Total Net Yards	471	vs. JAX 10/1	212	at CLV 10/8	419	at CLV 10/8	225	vs. MIA 9/24
Total Plays	75	vs. NE 10/15	51	at CLV 10/8	75	vs. JAX 10/1	55	at OAK 9/17
First Downs	23	vs. NE 10/15	11	at BUF 9/10	23	2x, last vs. NE 10/15	16	vs. MIA 9/24

RUSHING

	HIGH		LOW		HIGH		LOW	
Rushing Yards	256	vs. JAX 10/1	34	at CLV 10/8	190	at BUF 9/10	30	vs. MIA 9/24
Rushing Attempts	34	vs. MIA 9/24	15	at BUF 9/10	42	at BUF 9/10	15	vs. MIA 9/24
Average Gain/Rush	8.0	vs. JAX 10/1	1.9	at CLV 10/8	6.7	at OAK 9/17	2.0	vs. MIA 9/24

PASSING

	HIGH		LOW		HIGH		LOW	
Net Passing Yards	334	vs. NE 10/15	145	at OAK 9/17	279	at CLV 10/8	136	vs. JAX 10/1
Pass Attempts	47	vs. NE 10/15	23	vs. MIA 9/24	45	vs. MIA 9/24	28	2x, last at OAK 9/17
Pass Completions	31	vs. NE 10/15	16	at OAK 9/17	26	vs. MIA 9/24	15	vs. JAX 10/1
Average Gain/Pass	9.3	vs. MIA 9/24	4.4	at BUF 9/10	8.2	at OAK 9/17	3.8	vs. JAX 10/1
Interceptions Thrown	2	2x, last vs. NE 10/15	0	2x, last vs. MIA 9/24	2	2x, last at CLV 10/8	0	at OAK 9/17
Sacks Allowed	5.0	vs. JAX 10/1	1.0	at BUF 9/10	3.0	vs. MIA 9/24	0.0	2x, last vs. NE 10/15

	HIGH		LOW		HIGH		LOW	
Fumbles Lost	2	at OAK 9/17	0	2x, last at CLV 10/8	1	2x, last vs. NE 10/15	0	4x, last vs. JAX 10/1

PENALTIES

	HIGH		LOW		HIGH		LOW	
Penalties	10	2x, last vs. JAX 10/1	5	2x, last at OAK 9/17	9	at OAK 9/17	6	4x, last vs. NE 10/15
Yards Penalized	94	vs. MIA 9/24	47	at OAK 9/17	79	at OAK 9/17	45	vs. NE 10/15

POINTS | TIME OF POSSESSION

	HIGH		LOW		HIGH		LOW	
Points	23	vs. JAX 10/1	12	at BUF 9/10	45	at OAK 9/17	6	vs. MIA 9/24
Touchdowns	2	5x, last vs. NE 10/15	1	at BUF 9/10	6	at OAK 9/17	1	vs. MIA 9/24
Time of Possession	36:08	vs. MIA 9/24	25:34	at CLV 10/8	35:08	vs. JAX 10/1	23:52	vs. MIA 9/24

INDIVIDUAL SINGLE-GAME BEST:

RUSHING:

	NEW YORK JETS	OPPONENTS
Yards Rushing	163..... Bilal Powell, vs. JAX 10/1	110..... LeSean McCoy, at BUF 9/10
Rushing Attempts	21..... Bilal Powell, vs. JAX 10/1	24..... Leonard Fournette, vs. JAX 10/1
Longest Run	75..... Bilal Powell, vs. JAX 10/1	52t..... Jalen Richard, at OAK 9/17
Longest TD Run	75..... Bilal Powell, vs. JAX 10/1	52..... Jalen Richard, at OAK 9/17

PASSING:

Yards Passing (gross)	354..... Josh McCown, vs. NE 10/15	257..... Tom Brady, vs. NE 10/15
Passes Attempted	47..... Josh McCown, vs. NE 10/15	45..... Jay Cutler, vs. MIA 9/24
Passes Completed	31..... Josh McCown, vs. NE 10/15	26..... Jay Cutler, vs. MIA 9/24
TD Passes	2..... 3x, last Josh McCown, vs. NE 10/15	3..... Derek Carr, at OAK 9/17

RECEIVING:

Yards Receiving	95..... Robby Anderson, vs. MIA 9/24	93..... Brandin Cooks, vs. NE 10/15
Receptions	8..... Two Tied, vs. NE 10/15	8..... DeVante Parker, vs. MIA 9/24
Longest Reception	69t..... Robby Anderson, vs. MIA 9/24	47..... Jordan Matthews, at BUF 9/10
Longest TD Pass	69..... J. McCown to R. Anderson, vs. MIA 9/24	41..... K. Hogan to D. Johnson, at CLV 10/8

SPECIAL TEAMS/DEFENSE:

Longest Kick Return	40..... Kalif Raymond, at OAK 9/17	31..... Cordarrelle Patterson, at OAK 9/17
Longest Punt	70..... Lachlan Edwards, vs. JAX 10/1	65..... Marquette King, at OAK 9/17
Longest Punt Return	25..... Kalif Raymond, at BUF 9/10	19..... Brandon Tate, at BUF 9/10
Longest Field Goal	57..... Chandler Catanzaro, at CLV 10/8	30..... Jason Myers, vs. JAX 10/1
Longest FG Att.	57..... Chandler Catanzaro, at CLV 10/8	52..... 2x, last Zane Gonzalez, at CLV 10/8
Most Tackles	14..... Demario Davis, at BUF 9/10	13..... Telvin Smith, vs. JAX 10/1
QB Sacks	1.0..... 6x, last Demario Davis, at CLV 10/8	2.0..... 3x, last Kyle Van Noy, vs. NE 10/15
Pass Intercepted	2..... Terrence Brooks, vs. MIA 9/24	1..... 6x, last Devin McCourty, vs. NE 10/15



TAKEAWAY-GIVEAWAY

TAKEAWAYS: 9 resulting in 2 TD, 2 FG, 0 MFG, 4 Punt, 0 Blk Punt, 0 INT, 0 Fumbles, 0 Half, 0 Game, 0 Downs = **20 Points**

GIVEAWAYS: 11 resulting in 4 TD, 2 FG, 0 MFG, 2 Punt, 0 Blk Punt, 2 INT, 0 Fumbles, 0 Half, 1 Game, 0 Downs = **34 Points**

GAME-BY-GAME TAKEAWAYS/GIVEAWAYS

DATE	OPP.	TAKEAWAYS			GIVEAWAYS			Differential	W/L
		INT	Fumbles	Total	INT	Fumbles	Total		
09/10	at BUF	1	0	1	2	0	2	-1	L
09/17	at OAK	0	0	0	0	2	2	-2	L
09/24	vs. MIA	2	0	2	0	1	1	+1	W
10/1	vs. JAX	1	0	1	1	1	2	-1	W
10/8	at CLV	2	1	3	1	0	1	+2	W
10/16	vs. NE	1	1	2	2	1	3	-1	L
TOTAL		7	2	9	6	5	11	-2	3-3

BIG RUSHING PLAYS (Runs of 10 or more yards)

	NEW YORK JETS (12)	OPPONENTS (22)
at BUF (9/10)	11..... Bilal Powell	10..... LeSean McCoy 10..... Tyrod Taylor 14..... Tyrod Taylor 14..... Mike Tolbert 16..... Mike Tolbert 20..... LeSean McCoy 23..... LeSean McCoy 27..... LeSean McCoy
at OAK (9/17)	11..... Elijah McGuire 16..... Matt Forté 22..... Josh McCown	10..... DeAndre Washington 13..... Marshawn Lynch 43 Cordarrelle Patterson 52 Jalen Richard
vs. MIA (9/24)	10..... Elijah McGuire 12..... Matt Forté	
vs. JAX (10/1)	75 Bilal Powell 33..... Bilal Powell 13..... Bilal Powell 69 Elijah McGuire 12..... Bilal Powell	11..... Leonard Fournette 10..... Chris Ivory 27..... Blake Bortles 10..... Chris Ivory
at CLV (10/8)	11..... ArDarius Stewart	18..... DeShone Kizer 10..... Isaiah Crowell 16..... Isaiah Crowell 11..... Kevin Hogan 10..... Isaiah Crowell 11..... Dion Lewis
vs. NE (10/15)	12..... Elijah McGuire 16..... Josh McCown	

Bold indicates TD

BIG PASSING PLAYS (Plays of 20 or more yards)

	NEW YORK JETS (19)	OPPONENTS (19)
9/10 at BUF	21..... Will Tye 25..... Eric Tomlinson	21..... Zay Jones 21..... LeSean McCoy 22..... Nick O'Leary 35..... Charles Clay 47..... Jordan Matthews
9/17 at OAK	34 Jermaine Kearse 34..... Matt Forté	21..... Michael Crabtree 26 Michael Crabtree 26..... Michael Crabtree 39..... Jalen Richard
9/24 vs. MIA	20..... Robby Anderson 24..... ArDarius Stewart 69 Robby Anderson	26..... DeVante Parker

Bold indicates TD



Supplemental Statistics

BIG PASSING PLAYS (Cont.)

	NEW YORK JETS (19)	OPPONENTS (19)
10/1 vs. JAX	22.....Elijah McGuire 27.....Austin Seferian-Jenkins 31.....Marcus Williams 41.....Robby Anderson 22.....Jermaine Kearse	28.....Leonard Fournette
10/8 at CLV	34.....Eric Tomlinson 24.....Jermaine Kearse	21.....Ricardo Louis 29.....Kasen Williams 21.....David Njoku 20.....Ricardo Louis 41.....Duke Johnson 25.....Rob Gronkowski 42.....Brandin Cooks 33.....Rob Gronkowski
10/15 vs. NE	23.....Robby Anderson 30.....Jeremy Kerley 31.....Jeremy Kerley 44.....Jermaine Kearse 32.....Robby Anderson	

Bold indicates TD

OFFENSIVE DRIVE ENGINEERING

	Drives	TDs	FGs	MFGs	Blk FGs	Punt	Blk Punt	Fumb	INTs	Downs	Sfty	Half	Game	End Reg	Points
Jets	62	2	11	2	0	30	0	4	6	1	0	4	2	1	109
Opp.	60	16	4	5	0	30	0	2	7	3	0	1	2	0	123

GOAL-TO-GO SITUATIONS

	Drives	TDs	FGs	MFGs	Blk FGs	Punt	Blk Punt	Fumb	INTs	Downs	Sfty	Half	Game	End Reg	Points
Jets	8	5	2	0	0	0	0	1	0	0	0	0	0	0	41
Opp.	14	10	2	0	0	0	0	1	1	0	0	0	0	0	76

LONGEST DRIVES

NEW YORK JETS	PLAYS	YARDS	TIME
	13, 2x, last vs. NE 10/15 (TD)	97, at CLV 10/8 (TD)	7:50, at OAK 9/17 (FG)
OPPONENT	PLAYS	YARDS	TIME
	13, 3x, last at CLV 10/8 (FUM)	86, at CLV 10/8 (TD)	8:17, at OAK 9/17 (FG)

LONGEST SCORING DRIVES

NEW YORK JETS	PLAYS	YARDS	TIME
(FG)	13, vs. MIA 9/24	62, at OAK 9/17	7:50, at OAK 9/17
(TD)	13, vs. NE 10/15	97, at CLV 10/8	5:52, vs NE 10/15
OPPONENT	PLAYS	YARDS	TIME
(FG)	13, vs. JAX 10/1	70, vs. JAX 10/1	8:17, at OAK 9/17
(TD)	12, at BUF 9/10	86, at CLV 10/8	5:59, at OAK 9/17

JETS DRIVES THAT PENETRATED THE OPPONENTS' 20-YARD LINE

Opp.	Drives	Scores	Score%	TD	TD%	FG	INT	FUM	Blk FG	Miss FG	DWN	Half	Game	Points
9/10 at BUF	1	1	100%	1	100%	0	0	0	0	0	0	0	0	7
9/17 at OAK	2	2	100%	1	50%	1	0	0	0	0	0	0	0	10
9/24 vs. MIA	2	2	100%	2	100%	0	0	0	0	0	0	0	0	14
10/1 vs. JAX	2	1	50%	0	0%	1	0	1	0	0	0	0	0	3
10/8 at CLV	1	1	100%	1	100%	0	0	0	0	0	0	0	0	7
10/15 vs NE	3	2	66%	1	33%	1	0	1	0	0	0	0	0	10
Totals	11	9	81.8%	6	54.5%	3	0	2	0	0	0	0	0	51

Supplemental Statistics



OPPONENTS' DRIVES THAT PENETRATED THE JETS' 20-YARD LINE

Opp.	Drives	Scores	Score%	TD	TD%	FG	INT	FUM	Blk FG	Miss FG	DWN	Half	Game	Points
9/10 at BUF	4	3	75%	3	75%	0	1	0	0	0	0	0	0	21
9/17 at OAK	4	4	100%	3	75%	1	0	0	0	0	0	0	0	24
9/24 vs. MIA	1	1	100%	1	100%	0	0	0	0	0	0	0	0	6
10/1 vs. JAX	3	3	100%	1	100%	2	0	0	0	0	0	0	0	13
10/8 at CLV	3	0	0%	0	0%	0	1	1	0	0	1	0	0	0
10/15 vs. NE	3	3	100%	2	66%	0	0	0	0	0	0	0	0	0
Totals	18	14	77.7%	10	55.5%	3	2	1	0	0	1	0	0	64

SCORING BY QUARTER

Date	Opp.	W/L	NEW YORK JETS					OPPONENTS					Total	
			1st	2nd	3rd	4th	OT	1st	2nd	3rd	4th	OT		
9/10	at BUF	L	0	6	6	0	0	12	0	7	7	7	0	21
9/17	at OAK	L	0	10	3	7	0	20	7	14	7	17	0	45
9/24	vs. MIA	W	0	10	10	0	0	20	0	0	0	6	0	6
10/1	vs. JAX	W	7	3	10	0	3	23	7	3	0	10	0	20
10/8	at CLV	W	0	3	7	7	0	17	0	0	7	7	0	14
10/15	vs. NE	L	7	7	0	3	0	17	0	14	7	3	0	24
Totals		3-3	14	39	36	17	3	109	14	38	28	50	0	130

2017 BALL POSSESSION AND DRIVE CHART

NEW YORK JETS 12 at BUFFALO BILLS 21 (09|10|17)

NEW YORK JETS								BUFFALO BILLS							
Possession: 26:56								Possession: 33:04							
Average Start: NYJ 30								Average Start: BUF 25							
Begin	Time	Plays	Yards	Pen	Net	Last	Result	Begin	Time	Plays	Yards	Pen	Net	Last	Result
NYJ 27	1:51	3	6	0	6	NYJ 33	Punt	BUF 25	6:12	13	74	-7	67	*NYJ 8	INT
NYJ 16	2:24	3	10	-10	0	NYJ 16	Punt	BUF 20	2:36	4	29	-5	24	BUF 44	Punt
NYJ 25	4:52	9	45	0	45	BUF 30	FG	BUF 23	5:31	12	77	0	77	*NYJ 1	TD
NYJ 36	2:15	8	25	5	30	BUF 34	FG	BUF 25	2:35	6	57	-10	47	NYJ 28	Missed FG
NYJ 20	0:30	1	-1	0	-1	NYJ 20	End of Half	BUF 25	1:14	5	-1	24	23	BUF 48	Punt
NYJ 25	3:00	6	14	0	14	NYJ 39	Punt	BUF 32	1:19	3	4	0	4	BUF 36	Punt
NYJ 21	1:36	3	4	0	4	NYJ 25	Punt	BUF 36	2:13	6	64	0	64	*NYJ 1	TD
NYJ 25	4:52	11	75	0	75	*BUF 1	TD								
NYJ 17	3:22	6	22	0	22	NYJ 39	Punt	BUF 20	4:13	9	80	0	80	*NYJ 1	TD
BUF 39	0:58	3	2	0	2	BUF 37	INT	BUF 4	1:54	3	5	0	5	BUF 9	Punt
NYJ 42	1:07	3	12	-10	2	NYJ 44	Punt	BUF 23	1:35	3	2	0	2	BUF 25	Punt
NYJ 41	0:09	1	0	0	0	NYJ 41	INT	BUF 17	2:07	6	20	-10	10	BUF 27	Punt
								NYJ 47	1:35	3	-3	0	-3	NYJ 49	End of Game

*Redzone Possession | **Bold = Scoring Drive**

NEW YORK JETS 20 at OAKLAND RAIDERS 45 (09|17|17)

NEW YORK JETS								OAKLAND RAIDERS							
Possession: 28:58								Possession: 31:02							
Average Start: NYJ 27								Average Start: OAK 36							
Begin	Time	Plays	Yards	Pen	Net	Last	Result	Begin	Time	Plays	Yards	Pen	Net	Last	Result
NYJ 40	1:55	3	2	0	2	NYJ 42	Punt	OAK 16	2:12	3	12	-7	5	OAK 21	Punt
NYJ 38	2:21	4	19	0	19	OAK 43	Punt	OAK 19	5:59	11	76	5	81	*NYJ 2	TD
NYJ 25	3:47	7	60	15	75	OAK 34	TD	OAK 15	4:38	8	92	-7	85	NYJ 26	TD
NYJ 10	4:40	11	47	15	62	OAK 28	FG	OAK 15	1:22	4	29	0	29	OAK 44	Punt
NYJ 25	0:21	1	-1	0	-1	NYJ 25	End of Half	OAK 25	1:16	3	6	0	6	OAK 31	Punt
								NYJ 4	1:29	3	4	0	4	*NYJ 2	TD
NYJ 33	7:50	12	55	-10	45	*OAK 22	FG	OAK 16	3:39	7	69	15	84	NYJ 43	TD
NYJ 25	3:42	6	10	5	15	NYJ 40	Punt	OAK 21	2:00	4	79	0	79	OAK 48	TD
NYJ 25	0:12	1	-7	0	-7	NYJ 25	Fumble	NYJ 18	0:10	1	1	17	18	*NYJ 1	TD
NYJ 25	3:45	10	75	0	75	*OAK 11	TD	NYJ 48	8:17	12	42	-5	37	*NYJ 1	FG
NYJ 25	0:25	1	11	0	11	NYJ 25	End of Game								

*Redzone Possession | **Bold = Scoring Drive**



Supplemental Statistics

MIAMI DOLPHINS 6 at NEW YORK JETS 20 (09|24|17)

MIAMI DOLPHINS								NEW YORK JETS					NEW YORK JETS				
Begin	Time	Plays	Yards	Pen	Net	Last	Result	Begin	Time	Plays	Yards	Pen	Net	Last	Result		
MIA 33	1:52	4	19	0	19	NYJ 48	Punt	NYJ 25	2:12	3	-6	0	-6	NYJ 19	Punt		
MIA 35	2:00	3	1	-10	-9	MIA 26	Punt	NYJ 10	5:55	10	59	5	64	MIA 26	Missed FG		
								NYJ 43	2:04	4	13	0	13	MIA 44	Punt		
MIA 9	2:58	6	20	-5	15	MIA 24	Punt	NYJ 37	5:42	9	71	-30	41	MIA 22	FG		
MIA 25	1:00	3	-2	0	-2	MIA 23	Punt	NYJ 24	2:11	3	4	0	4	NYJ 28	Punt		
MIA 15	1:44	3	-8	0	-8	MIA 7	Punt	NYJ 29	0:40	3	81	-10	71	NYJ 31	TD		
MIA 17	1:23	5	19	0	19	MIA 36	Punt	NYJ 20	0:19	1	-1	0	-1	NYJ 20	End of Half		
MIA 25	1:06	3	-5	0	-5	MIA 20	Punt	MIA 49	4:06	7	49	0	49	*MIA 1	TD		
MIA 25	1:15	4	3	0	3	MIA 28	INT	MIA 49	6:58	13	40	5	45	*MIA 4	FG		
MIA 25	3:09	11	54	0	54	NYJ 21	Downs	NYJ 21	2:54	4	15	11	26	NYJ 47	Punt		
MIA 10	2:57	6	37	15	52	NYJ 42	Downs	NYJ 38	0:55	2	5	0	5	NYJ 37	Fumble		
MIA 45	2:13	7	11	15	26	NYJ 29	INT	NYJ 28	2:12	3	5	0	5	NYJ 33	Punt		
MIA 20	2:15	8	76	4	80	*NYJ 3	TD										

*Redzone Possession | **Bold = Scoring Drive**

JACKSONVILLE JAGUARS 20 at NEW YORK JETS 23 (10|01|17)

JACKSONVILLE JAGUARS								NEW YORK JETS					NEW YORK JETS				
Begin	Time	Plays	Yards	Pen	Net	Last	Result	Begin	Time	Plays	Yards	Pen	Net	Last	Result		
JAX 39	5:15	10	61	0	61	*NYJ 10	TD	NYJ 25	1:43	3	4	0	4	NYJ 29	Punt		
JAX 15	3:05	3	26	5	31	JAX 46	Punt	NYJ 25	0:13	1	75	0	75	NYJ 25	TD		
JAX 13	7:15	6	70	5	75	*NYJ 12	FG	NYJ 13	7:19	10	52	-10	42	JAX 45	Punt		
JAX 25	0:20	3	0	0	0	JAX 25	Punt	NYJ 31	3:59	9	42	0	42	JAX 27	FG		
JAX 35	0:08	3	-1	0	-1	JAX 35	End of Half	NYJ 31	0:43	6	47	-5	42	JAX 27	Missed FG		
JAX 25	4:11	6	23	0	23	JAX 48	Punt	NYJ 18	0:47	2	82	0	82	NYJ 31	TD		
JAX 25	1:53	4	16	-10	6	JAX 31	Punt	NYJ 8	4:03	7	32	0	32	NYJ 40	Punt		
JAX 13	2:01	5	18	0	18	JAX 31	INT	JAX 7	1:31	4	-1	0	-1	*JAX 8	FG		
JAX 25	2:32	6	36	5	41	NYJ 34	Missed FG	NYJ 42	2:42	4	44	-5	39	*JAX 14	Fumble		
JAX 35	2:02	3	9	0	9	JAX 29	Punt	NYJ 25	3:24	7	34	0	34	JAX 41	Punt		
NYJ 35	2:33	8	41	-10	31	*NYJ 4	FG	NYJ 20	1:35	5	14	0	14	NYJ 34	INT		
								NYJ 25	0:46	3	6	0	6	NYJ 39	End of Half		
JAX 25	1:49	5	6	15	21	JAX 46	Punt	NYJ 3	1:23	3	7	0	7	NYJ 10	Punt		
50	1:36	3	7	0	7	NYJ 43	Punt	NYJ 9	3:06	5	26	-10	16	NYJ 25	Punt		
JAX 3	0:28	3	-1	0	-1	JAX 2	Punt	JAX 25	1:10	4	2	0	2	*JAX 23	FG		

*Redzone Possession | **Bold = Scoring Drive**

Supplemental Statistics



NEW YORK JETS 17 at CLEVELAND BROWNS 14 (10|08|17)

NEW YORK JETS Possession: 25:34 Average Start: NYJ 29								CLEVELAND BROWNS Possession: 34:26 Average Start: CLV 30							
Begin	Time	Plays	Yards	Pen	Net	Last	Result	Begin	Time	Plays	Yards	Pen	Net	Last	Result
NYJ 26	2:05	3	-3	0	-3	NYJ 23	Punt	CLV 32	2:01	3	-3	0	-3	CLV 29	Punt
NYJ 24	2:54	3	7	-20	-13	NYJ 11	Punt	CLV 43	6:44	13	60	-15	45	*NYJ 4	Fumble
NYJ 7	2:49	9	27	15	42	NYJ 49	Punt	CLV 21	3:27	7	60	-15	45	NYJ 34	Missed FG
NYJ 42	1:23	3	6	0	6	NYJ 48	INT	NYJ 49	5:24	10	35	10	45	*NYJ 4	INT
NYJ 14	1:31	3	-2	0	-2	NYJ 12	Punt	CLV 45	1:11	7	19	15	34	NYJ 21	Missed FG
NYJ 29	0:31	6	32	9	32	CLV 39	FG								
NYJ 17	3:33	6	23	0	23	NYJ 40	Punt	CLV 25	5:37	10	70	5	75	NYJ 21	TD
CLV 13	0:41	2	13	0	13	*CLV 2	TD	CLV 20	0:52	2	1	0	1	CLV 21	INT
NYJ 3	4:26	8	97	0	97	CLV 24	TD	CLV 25	6:21	12	82	-10	72	*NYJ 4	Downs
NYJ 15	3:52	6	15	0	15	NYJ 30	Punt	CLV 25	1:15	3	5	-10	5	CLV 20	Punt
CLV 45	1:49	3	-3	0	-3	CLV 47	End of Game	CLV 14	1:34	5	86	0	86	NYJ 41	TD

*Redzone Possession | **Bold = Scoring Drive**

NEW ENGLAND PATRIOTS 24 at NEW YORK JETS 17 (10|15|17)

NEW ENGLAND PATRIOTS Possession: 26:20 Average Start: NE 29								NEW YORK JETS Possession: 33:40 Average Start: NYJ 24							
Begin	Time	Plays	Yards	Pen	Net	Last	Result	Begin	Time	Plays	Yards	Pen	Net	Last	Result
NE 25	3:37	8	34	0	34	NYJ 41	Punt	NYJ 12	5:52	13	88	0	88	*NE 1	TD
NE 47	3:04	6	31	0	31	NYJ 27	Fumble	NYJ 4	1:36	3	7	0	7	NYJ 11	Punt
NE 25	1:03	3	2	0	2	NE 27	Punt	NYJ 22	3:33	7	78	0	78	NE 31	TD
NE 7	4:24	9	69	24	93	*NYJ 1	TD	NYJ 38	1:32	3	7	0	7	NYJ 45	Punt
NE 21	0:15	2	0	0	0	NE 21	INT	NYJ 27	2:02	3	8	0	8	NYJ 35	Punt
NE 43	0:31	5	13	15	28	NYJ 29	Missed FG	NYJ 22	1:24	3	2	0	2	NYJ 24	Punt
NE 37	0:26	6	63	0	63	*NYJ 2	TD	NYJ 37	0:32	5	24	-10	14	NE 49	INT
								NYJ 25	0:09	1	-1	0	-1	NYJ 25	End of Half
NE 25	3:38	8	85	-10	75	NYJ 33	TD	NYJ 14	6:41	12	52	0	52	NE 34	INT
NE 28	5:31	11	63	0	63	*NYJ 9	FG	NYJ 25	5:46	12	64	10	74	*NE 4	Fumble
NE 20	1:52	3	13	-10	3	NE 23	Punt	NYJ 35	2:52	6	55	0	55	*NE 10	FG
NE 17	1:47	3	3	-5	-2	NE 15	Punt	NYJ 27	1:41	8	24	0	24	NE 49	Downs
NE 49	0:12	1	-1	0	-1	NE 49	End of Game								

*Redzone Possession | **Bold = Scoring Drive**



Supplemental Statistics

GAME-BY-GAME THIRD DOWNS:

DATE	OPPONENT	NEW YORK JETS			OPPONENTS		
		MADE	ATT	PCT	MADE	ATT	PCT
9/10	at BUF	4	14	29%	8	17	47%
9/17	at OAK	7	12	58%	8	12	67%
9/24	vs. MIA	4	13	31%	1	12	8%
10/1	vs. JAX	6	17	35%	4	15	27%
10/8	at CLV	4	12	33%	6	14	43%
10/15	vs. NE	9	17	53%	7	13	54%
TOTAL		34	85	40.0%	34	83	40.9%

GAME-BY-GAME FOURTH DOWNS:

DATE	OPPONENT	NEW YORK JETS			OPPONENTS		
		MADE	ATT	PCT	MADE	ATT	PCT
9/10	at BUF	1	1	100%	0	0	0%
9/17	at OAK	0	0	0%	0	0	0%
9/24	vs. MIA	0	0	0%	0	3	0%
10/1	vs. JAX	1	1	100%	0	0	0%
10/8	at CLV	0	0	0%	1	2	50%
10/15	vs. NE	1	1	100%	0	0	0%
TOTAL		3	3	100%	1	5	20%

GAME-BY-GAME OFFENSIVE STARTERS

Game	QB	RB	RB	TE	WR	WR	LT	LG	C	RG	RT
at BUF (9/10)	McCown	Forté	Stewart (WR)	Tomlinson	Anderson	Kearse	Beachum	Carpenter	Johnson	Winters	Shell
at OAK (9/17)	McCown	Powell	Qvale (TE)	Tye	Anderson	Kearse	Beachum	Carpenter	Johnson	Winters	Shell
vs. MIA (9/24)	McCown	Forté	Kerley (WR)	Seferian-Jenkins	Anderson	Kearse	Beachum	Carpenter	Johnson	Dozier	Shell
vs. JAX (10/1)	McCown	Powell	Tomlinson (TE)	Seferian-Jenkins	Anderson	Kearse	Beachum	Carpenter	Johnson	Winters	Qvale
at CLV (10/8)	McCown	Powell	Tomlinson (TE)	Seferian-Jenkins	Anderson	Kearse	Beachum	Carpenter	Johnson	Winters	Shell
vs. NE (10/16)	McCown	McGuire	Tomlinson (TE)	Seferian-Jenkins	Anderson	Kearse	Beachum	Carpenter	Johnson	Winters	Shell

GAME-BY-GAME DEFENSIVE STARTERS

Game	DL	DL	DL	OLB	ILB	ILB	OLB	CB	CB	SS	FS
at BUF (9/10)	Wilkerson	McLendon	L. Williams	Ealy (DL)	Davis	Lee	Brooks (DB)	Claiborne	Skrine	Adams	Maye
at OAK (9/17)	Wilkerson	McLendon	L. Williams	J.Martin	Davis	Lee	Jenkins	Claiborne	Skrine	Adams	Maye
vs. MIA (9/24)	Wilkerson	Ealy	L. Williams	Jenkins	Davis	Lee	Roberts (CB)	Claiborne	Skrine	Adams	Maye
vs. JAX (10/1)	Wilkerson	McLendon	L. Williams	Pennel (DL)	Davis	Lee	Jenkins	Claiborne	Skrine	Adams	Maye
at CLV (10/8)	Wilkerson	McLendon	L. Williams	Bass	Davis	Lee	Jenkins	Claiborne	Skrine	Adams	Maye
vs. NE (10/16)	Wilkerson	McLendon	Ealy	Roberts (CB)	Davis	Lee	Jenkins	Claiborne	Skrine	Adams	Maye

GAME-BY-GAME INACTIVES

at BUF (9/10)	Dozier	Jones	Kerley	Leggett	Miles	Petty	Sterling
at OAK (9/17)	Carter	Hackenberg	Harrison	Jones	Leggett	Miles	Tomlinson
vs. MIA (9/24)	Hackenberg	Hansen	Jones	Leggett	Miles	Tomlinson	Winters
vs. JAX (10/1)	Forté	Hackenberg	Jones	Leggett	Martin	Shell	Tye
at CLV (10/8)	Burriss	Ealy	Forté	Gwacham	Hackenberg	Martin	Roberts
vs. NE (10/15)	Bishop	Gwacham	Hackenberg	Harrison	Jones	Leggett	Powell

GAME-BY-GAME STATISTICS: NEW YORK JETS OFFENSE

Game	FIRST DOWNS				TOT. OFFENSE			NET PASSING					RUSHING		PENALTIES			FUMBLES		T.O.P.		
	Tot	Run	Pass	Pen	Play	Yds	Avg	Att	Cmp	Yds	TD	INT	Sk	Att	Yds	Avg	TD	No.	Yds		No.	Lost
9/10 at BUF	11	2	8	1	55	214	3.9	39	26	176	0	2	1	15	38	2.5	1	5	62	2	0	26:56
9/17 at OAK	17	6	9	2	53	271	5.1	24	16	145	2	0	4	25	126	5.0	0	5	47	2	2	28:58
9/24 vs. MIA	16	4	9	3	59	336	5.7	23	18	233	1	0	2	34	103	3.0	1	10	94	3	1	36:08
10/1 vs. JAX	18	6	12	0	69	471	6.8	32	23	215	0	1	5	32	256	8.0	2	10	70	3	1	34:24
10/8 at CLV	14	1	12	1	51	212	4.2	30	23	178	2	1	3	18	34	1.9	0	9	80	1	0	25:34
10/15 vs. NE	23	6	15	2	75	408	5.4	47	31	334	2	2	4	24	74	3.1	0	6	69	1	1	33:40
Total	99	25	65	9	362	1,912	5.20	196	137	1,281	7	6	19	148	631	4.3	4	45	422	12	5	30:70

GAME-BY-GAME STATISTICS: OPPONENT OFFENSE

Game	FIRST DOWNS				TOT. OFFENSE			NET PASSING					RUSHING		PENALTIES			FUMBLES		T.O.P.		
	Tot	Run	Pass	Pen	Play	Yds	Avg	Att	Cmp	Yds	TD	INT	Sk	Att	Yds	Avg	TD	No.	Yds		No.	Lost
9/10 at BUF	23	10	11	2	72	408	5.7	28	16	218	2	1	2	42	190	4.5	1	6	50	0	0	33:04
9/17 at OAK	21	6	13	2	55	410	7.5	28	23	230	3	0	0	27	180	6.7	3	9	79	1	0	31:02
9/24 vs. MIA	16	0	12	4	63	225	3.6	45	26	195	1	2	3	15	30	2.0	0	8	51	1	0	23:52
10/1 vs. JAX	20	9	8	3	75	311	4.1	35	15	136	1	1	1	39	175	4.5	0	6	47	0	0	35:08
10/8 at CLV	22	9	9	4	70	419	6.0	36	24	279	2	2	1	33	140	4.2	0	6	60	2	1	34:26
10/15 vs. NE	23	6	13	4	63	375	6.0	38	20	257	2	1	0	25	118	4.7	1	6	45	1	1	26:20
Total	125	40	66	19	398	2,148	5.4	210	124	1,179	11	7	7	181	833	4.6	5	41	332	5	2	30:52

Player Participation



No.	Pos.	Name	01	02	03	04	05	06	07	08	09	10	12	13	14	15	16	17	GP	GS	DNP	IA
33	S	Adams, Jamal	SS	SS	SS	SS	SS	SS											6	6	0	0
11	WR	Anderson, Robby	WR	WR	WR	WR	WR	WR											6	6	0	0
47	LB	Bass, David	NWT	NWT	X	X	OLB	X											4	1	0	0
68	T	Beachum, Kelvin	LT	LT	LT	LT	LT	LT											6	6	0	0
50	LB	Bishop, Freddie	PS	X	NWT	NWT	X	IA											2	0	0	1
23	S	Brooks, Terrence	DB	X	X	X	X	X											6	1	0	0
32	CB	Burris, Juston	X	X	X	X	IA	X											5	0	0	1
39	RB	Cadet, Travaris	NWT	NWT	NWT	X	X	X											3	0	0	0
77	G	Carpenter, James	LG	LG	LG	LG	LG	LG											6	6	0	0
54	LB	Carter, Bruce	X	IA	X	X	X	X											5	0	0	1
7	K	Catanzaro, Chandler	X	X	X	X	X	X											6	0	0	0
21	CB	Claiborne, Morris	CB	CB	CB	CB	CB	CB											6	6	0	0
34	CB	Clark, Jeremy	R/NFI	R/NFI	R/NFI	R/NFI	R/NFI	R/NFI											0	0	0	0
38	CB	Coleman, Xavier	PS	PS	PS	PS	PS	X											1	0	0	0
56	LB	Davis, Demario	ILB	ILB	ILB	ILB	ILB	ILB											6	6	0	0
49	LB	Donahue, Dylan	X	X	X	X	IR	IR											4	0	0	0
70	G	Dozier, Dakota	IA	X	RG	X	X	X											5	1	0	1
94	DL	Ealy, Kony	DL	X	DL	X	IA	DL											5	3	0	1
4	P	Edwards, Lachlan	X	X	X	X	X	X											6	0	0	0
81	WR	Enunwa, Quincy	IR	IR	IR	IR	IR	IR											0	0	0	0
3	WR	Estime, Brisly	IR	IR	IR	IR	IR	IR											0	0	0	0
22	RB	Forté, Matt	RB	X	RB	IA	IA	X											4	2	0	2
87	TE	Gragg, Chris	IR	IR	IR	IR	IR	IR											0	0	0	0
5	QB	Hackenberg, Christian	DNP	IA	IA	IA	IA	IA											0	0	1	5
16	WR	Hansen, Chad	X	X	IA	X	X	X											5	0	0	1
78	OL	Harrison, Jonotthan	X	IA	X	X	X	IA											4	0	0	2
42	LS	Hennessy, Thomas	X	X	X	X	X	X											6	0	0	0
71	T	Ijalana, Ben	X	X	X	X	X	X											6	0	0	0
48	LB	Jenkins, Jordan	X	OLB	OLB	OLB	OLB	OLB											6	5	0	0
75	DL	Johnson, Anthony	IR	IR	IR	IR	IR	IR											0	0	0	0
76	C	Johnson, Wesley	C	C	C	C	C	C											6	6	0	0
31	CB	Jones, Derrick	IA	IA	IA	IA	X	IA											1	0	0	5
10	WR	Kearse, Jermaine	WR	WR	WR	WR	WR	WR											6	6	0	0
37	CB	Keeton, Bryson	IR	IR	IR	IR	IR	IR											0	0	0	0
14	WR	Kerley, Jeremy	IA	X	WR	X	X	X											5	1	0	1
58	LB	Lee, Darron	OLB	ILB	ILB	ILB	ILB	ILB											6	6	0	0
86	TE	Leggett, Jordan	IA	IA	IA	IA	DNP	IA											0	0	1	5
89	WR	Marshall, Jalin	R/SUS	R/SUS	R/SUS	R/SUS	EXP	NWT											0	0	0	0
95	LB	Martin, Josh	X	OLB	X	IA	IA	X											4	1	0	2
55	LB	Mauldin, Lorenzo	IR	IR	IR	IR	IR	IR											0	0	0	0
26	S	Maye, Marcus	FS	FS	FS	FS	FS	FS											6	6	0	0
15	QB	McCown, Josh	QB	QB	QB	QB	QB	QB											6	6	0	0
25	RB	McGuire, Elijah	X	X	X	X	X	RB											6	1	0	0
99	DL	McLendon, Steve	DL	DL	X	DL	DL	X											6	5	0	0
36	S	Middleton, Doug	IR	IR	IR	IR	IR	IR											0	0	0	0
45	S	Miles, Rontez	IA	IA	IA	X	X	X											3	0	0	3
17	WR	Peake, Charone	X	X	X	IR	IR	IR											3	0	0	0
91	DL	Pelon, Claude	X	NWT	PS	PS	PS	PS											1	0	0	0
98	DL	Pennel, Mike	X	X	X	DL	X	X											6	1	0	0
9	QB	Petty, Bryce	IA	DNP	DNP	DNP	DNP	DNP											0	0	5	1
29	RB	Powell, Bilal	X	RB	X	RB	RB	IA											5	3	0	1
79	OL	Qvale, Brent	X	TE	X	RT	X	X											6	2	0	0
84	WR	Raymond, Kalif	X	X	PS	NWT	NWT	NWT											2	0	0	0
27	CB	Roberts, Darryl	X	X	CB	X	IA	CB											5	2	0	1
53	LB	Robinson, Edmond	X	NWT	NWT	IR	IR	IR											1	0	0	0
88	TE	Seferian-Jenkins, Austin	R/SUS	R/SUS	TE	TE	TE	TE											4	4	0	0
72	T	Shell, Brandon	RT	RT	RT	IA	RT	RT											5	5	0	1
41	CB	Skrine, Buster	CB	CB	CB	CB	CB	CB											6	6	0	0
19	WR	Smith, Devin	IR	IR	IR	IR	IR	IR											0	0	0	0
51	LB	Stanford, Julian	X	X	X	X	X	X											6	0	0	0
85	TE	Sterling, Neal	IA	X	X	X	NWT	NWT											3	0	0	1
18	WR	Stewart, ArDarius	WR	X	X	X	X	X											6	1	0	0
97	DL	Thomas, Lawrence	PS	X	X	X	X	X											5	0	0	0
83	TE	Tomlinson, Eric	TE	IA	IA	TE	TE	TE											4	4	0	2
82	TE	Tye, Will	X	TE	X	IA	NWT	NWT											3	1	0	1
96	DL	Wilkerson, Muhammad	DL	DL	DL	DL	DL	DL											6	6	0	0
92	DL	Williams, Leonard	DL	DL	DL	DL	DL	DL											6	6	0	0
20	CB	Williams, Marcus	X	X	X	X	X	NWT											5	0	0	0
67	G	Winters, Brian	RG	RG	IA	RG	RG	RG											5	5	0	1



Roster | Experience

NO.	NAME	POS	HT	WT	AGE	EXP	COLLEGE	HOMETOWN	HOW ACQ.
15th SEASON (1)									
15	McCown, Josh	QB	6-4	218	38	15	Sam Houston State	Jacksonville, TX	FA-17
10th SEASON (1)									
22	Forté, Matt	RB	6-2	218	31	10	Tulane	Lake Charles, LA	UFA-16 (CHI)
EIGHTH SEASON (1)									
99	McLendon, Steve	DL	6-3	310	31	8	Troy	Ozark, AL	UFA-16 (PIT)
SEVENTH SEASON (7)									
77	Carpenter, James	G	6-5	321	28	7	Alabama	Augusta, GA	UFA-15 (SEA)
54	Carter, Bruce	LB	6-2	240	29	7	North Carolina	Havelock, NC	FA-16
71	Ijalana, Ben	T	6-4	322	28	7	Villanova	North Brunswick, NJ	W-13 (IND)
14	Kerley, Jeremy	WR	5-9	188	28	7	TCU	Austin, TX	FA-17
29	Powell, Bilal	RB	5-10	204	28	7	Louisville	Lakeland, FL	D4-11
41	Skrine, Buster	CB	5-9	185	28	7	Tennessee-Chattanooga	Woodstock, GA	UFA-15 (CLV)
96	Wilkerson, Muhammad	DL	6-4	315	27	7	Temple	Linden, NJ	D1-11
SIXTH SEASON (5)									
68	Beachum, Kelvin	T	6-3	308	28	6	SMU	Mexia, TX	UFA-17 (JAX)
39	Cadet, Travaris	RB	6-1	210	28	6	Appalachian State	Miami, FL	FA-17
21	Claiborne, Morris	CB	5-11	192	27	6	LSU	Shreveport, LA	UFA-17 (DAL)
56	Davis, Demario	LB	6-2	248	28	6	Arkansas State	Collins, MS	T-17 (CLV)
10	Kearse, Jermaine	WR	6-1	209	27	6	Washington	Lakewood, WA	T-17 (SEA)
FIFTH SEASON (3)									
47	Bass, David	LB	6-4	267	27	5	Missouri Western State	St. Louis, MO	FA-17
95	Martin, Josh	LB	6-3	245	25	5	Columbia	Aurora, CO	FA-15
67	Winters, Brian	G	6-4	320	26	5	Kent State	Hudson, OH	D3-13
FOURTH SEASON (10)									
23	Brooks, Terrence	S	5-11	200	25	4	Florida State	Dunnellon, FL	T-17 (PHI)
7	Catanzaro, Chandler	K	6-3	200	26	4	Clemson	Greenville, SC	FA-17
70	Dozier, Dakota	G	6-4	313	26	4	Furman	West Columbia, SC	D4c-14
94	Ealy, Kony	DL	6-4	275	25	4	Missouri	St. Louis, MO	W-17 (NE)
78	Harrison, Jonotthan	OL	6-4	300	26	4	Florida	Groveland, FL	FA-17
76	Johnson, Wesley	C	6-5	297	26	4	Vanderbilt	Nashville, TN	W-14 (PIT)
98	Pennel, Mike	DL	6-4	332	26	4	Colorado State-Pueblo	Denver, CO	W-16 (GB)
88	Seferian-Jenkins, Austin	TE	6-5	262	24	4	Washington	Fox Island, WA	W-16 (TB)
51	Stanford, Julian	LB	6-1	230	26	4	Wagner	Bloomfield, CT	FA-15
97	Stinson, Ed	DL	6-4	287	27	4	Alabama	Homestead, FL	FA-17
THIRD SEASON (6)									
57	Gwacham, Obum	LB	6-5	246	26	3	Oregon State	Chino Hills, CA	FA-17
45	Miles, Rontez	S	6-0	203	28	3	California (PA)	Braddock, PA	FA-13
9	Petty, Bryce	QB	6-3	230	26	3	Baylor	Midlothian, TX	D4-15
79	Qvale, Brent	OL	6-7	315	26	3	Nebraska	Williston, ND	FA-14
27	Roberts, Darryl	CB	6-0	182	26	3	Marshall	Lakeland, FL	W-16 (NE)
92	Williams, Leonard	DL	6-5	302	23	3	Southern California	Daytona Beach, FL	D1-15
SECOND SEASON (10)									
11	Anderson, Robby	WR	6-3	190	24	2	Temple	Ft. Lauderdale, FL	FA-16
50	Bishop, Freddie	LB	6-3	255	27	2	Western Michigan	Inkster, MI	FA-16
32	Burris, Juston	CB	6-0	212	24	2	North Carolina State	Raleigh, NC	D4-16
4	Edwards, Lachlan	P	6-4	209	25	2	Sam Houston State	Hastings, Australia	D7a-16
5	Hackenberg, Christian	QB	6-4	228	22	2	Penn State	Palmyra, VA	D2-16
48	Jenkins, Jordan	LB	6-3	259	23	2	Georgia	Hamilton, GA	D3-16
58	Lee, Darron	LB	6-1	232	22	2	Ohio State	New Albany, OH	D1-16
72	Shell, Brandon	T	6-5	324	25	2	South Carolina	Goose Creek, SC	D5-16
44	Thomas, Lawrence	DL	6-3	286	24	2	Michigan State	Detroit, MI	FA-16
83	Tomlinson, Eric	TE	6-6	263	25	2	UTEP	Klein, TX	FA-16
ROOKIE FIRST SEASON (9)									
33	Adams, Jamal	S	6-1	213	21	R	LSU	Lewisville, TX	D1-17
38	Coleman, Xavier	CB	5-11	190	22	R	Portland State	Portland, OR	FA-17
16	Hansen, Chad	WR	6-2	202	22	R	California	Fillmore, CA	D4-17
42	Hennessy, Thomas	LS	6-2	246	23	R	Duke	Bardonia, NY	T-17
31	Jones, Derrick	CB	6-2	188	22	R	Mississippi	Eupora, MS	D6c-17
86	Leggett, Jordan	TE	6-5	258	22	R	Clemson	Navarre, FL	D5a-17
26	Maye, Marcus	S	6-0	207	24	R	Florida	Melbourne, FL	D2-17
25	McGuire, Elijah	RB	5-10	214	23	R	Louisiana-Lafayette	Houma, LA	D6a-17
18	Stewart, ArDarius	WR	5-11	204	23	R	Alabama	Fultondale, AL	D3-17



3

QUARTERBACKS

Jeremy Bates (quarterbacks); **Mick Lombardi** (offensive assistant/assistant quarterbacks)

NO.	NAME	POS	COLLEGE	NOTE
5	Christian Hackenberg	QB	Penn State	Second-year player that, in the preseason, completed 42-of-74 passes for 372 yards, two touchdowns and two interceptions.
15	Josh McCown	QB	Sam Houston State	Has completed 136-of-194 passes for 1,374 yards, seven touchdowns and six interceptions this season. His 70.1% completion rate currently ranks second in the NFL.
9	Bryce Petty	QB	Baylor	Did not play as the backup quarterback each of the last five weeks. Completed 32-of-48 passes for 426 yards, three touchdowns and one interception in the preseason.

5

RUNNING BACKS

Stump Mitchell (running backs)

NO.	NAME	POS	COLLEGE	NOTE
39	Travaris Cadet	RB	Appalachian State	Made his Jets debut in Week Four vs. JAX (10/1). Week Six vs. NE (10/15), caught three passes for 26 yards.
22	Matt Forté	RB	Tulane	Has totaled 116 rushing yards this season. In Week Two, totaled 91 yards from scrimmage at OAK (9/17), including nine carries for 53 rushing yards (5.9 avg.). Week Six vs. NE (10/15), logged 81 scrimmage yards on nine rushes and eight receptions.
25	Elijah McGuire	RB	Louisiana-Lafayette	Has rushed the ball 44 times for 198 yards this season. In the Week Four victory vs. JAX (10/1), broke a 69-yard run for his first-career touchdown (the longest touchdown run by a rookie in franchise history).
29	Bilal Powell	RB	Louisville	Leads the Jets with 240 rushing yards this season. In the Week Four victory vs. JAX (10/1), recorded a career-high 75-yard touchdown run and finished the game with a career-high 163 rushing yards on 21 attempts (7.8 avg.).
44	Lawrence Thomas	FB	Michigan State	Second-year player who transitioned to fullback after beginning his NFL career as a defensive lineman. Has registered two receptions for 20 yards.

5

WIDE RECEIVERS

Karl Dorrell (wide receivers)

NO.	NAME	POS	COLLEGE	NOTE
11	Robby Anderson	WR	Temple	Second on the team in receiving yards (296). His 69-yard touchdown reception in the Week Three victory vs. MIA (9/24) was the longest of his career. Has posted 13 catches of 25+ yards in his career.
16	Chad Hansen	WR	California	The 2017 fourth-round pick made his NFL debut Week One (9/10).
10	Jermaine Kearse	WR	Washington	Leads the Jets in receptions (26), receiving yards (299) and receiving touchdowns (three). Logged his third multi-touchdown performance of his career Week Two at OAK (9/17). All three of his touchdown receptions this season have come on the road (two at OAK, one at CLV).
14	Jeremy Kerley	WR	TCU	Recorded his 10th touchdown as a Jet (and first since 10/25/15 at NE) on a season-long 31-yard reception in Week Six (10/15 vs. NE). The 31-yard touchdown marked his longest as a Jet.
18	ArDarius Stewart	WR	Alabama	The third-round draft choice started Week One (9/10) in a three wide receiver set. Has recorded four receptions for 36 yards and three rushes for 18 yards while also contributing as a kickoff returner.

3

TIGHT ENDS

Jimmie Johnson (tight ends)

NO.	NAME	POS	COLLEGE	NOTE
86	Jordan Leggett	TE	Clemson	Selected by the Jets in the fifth round (150th overall) of the 2017 NFL Draft. Hauled in five receptions for 68 yards this preseason. Inactive Weeks One-Four and in Week Six.
88	Austin Seferian-Jenkins	TE	Washington	Since his 2017 debut in Week Three (9/24), leads all tight ends in receptions (23) and is tied for third with two receiving touchdowns.
83	Eric Tomlinson	TE	UTEP	Tallied his first-career reception for 25 yards in Week One (9/10). In Week Four (10/1 vs. JAX), helped block for an RB tandem that compiled 256 yards rushing. Established a new career-long 34-yard reception during Week Five at CLV (10/8).

9

OFFENSIVE LINE

Steve Marshall (offensive line); **David Diaz-Infante** (assistant offensive line)

NO.	NAME	POS	COLLEGE	NOTE
68	Kelvin Beachum	T	SMU	Started all six games at left tackle this season after starting 15 games last year for JAX.
77	James Carpenter	G	Alabama	Started at left guard in all six games this season, appearing in 38 straight contests as a Jet.
70	Dakota Dozier	G	Furman	Made his first start of 2017 vs. MIA (9/24), filling in for Brian Winters .
78	Jonothan Harrison	OL	Florida	Appeared in four-of-six games this season after starting four games last year for IND.
71	Ben Ijalana	T	Villanova	Appeared in all six games in 2017 after being one of only two Jet offensive linemen to appear in all 16 games last season.
76	Wesley Johnson	C	Vanderbilt	Started all six games at center this season after starting eight games in 2016.
79	Brent Qvale	OL	Nebraska	Appeared in all six games this season, including starting at OAK (9/17) as an extra tight end, and at RT vs. JAX (10/1) for Brandon Shell .
72	Brandon Shell	T	South Carolina	Has made starts at right tackle in five games this season, missing Week Four vs. JAX (10/1).
67	Brian Winters	G	Kent State	Started at right guard five-of-six games this season, missing Week Three with an injury.



Roster | Position

6

DEFENSIVE LINE

Robert Nunn (defensive line); La'Roi Glover (assistant defensive line)

NO.	NAME	POS	COLLEGE	NOTE
94	Kony Ealy	DL	Missouri	Recorded his first interception as a Jet in the Week Four victory vs. JAX (10/1). Has registered seven passes defended on the season, including a career-high four in Week Four vs. JAX. Inactive during Week Five (10/8).
99	Steve McLendon	DL	Troy	Started five-of-six games this season and was part of a Jets defensive line that limited MIA to 30 rushing yards in Week Three (9/24).
98	Mike Pennel	DL	Colorado State-Pueblo	Appeared in all six games this season. Was part of a Jets defensive line that held MIA in Week Three (9/24) to the least rushing yards by a Jets opponent since 10/23/16.
97	Ed Stinson	DL	Alabama	Made his Jets debut during Week Five (10/8).
96	Muhammad Wilkerson	DL	Temple	A starter in all six games of 2017, ranks second among Jets defensive linemen with 21 tackles. Has 41.0 sacks in his career, leading the team in two of the last three seasons.
92	Leonard Williams	DL	Southern California	Started all six games in 2017, leading the team with seven quarterback hits. Ranks first among Jets defensive linemen with 27 tackles.

9

LINEBACKERS

Mike Caldwell (assistant head coach/inside linebackers); Kevin Greene (outside linebackers)

NO.	NAME	POS	COLLEGE	NOTE
47	David Bass	LB	Missouri Western State	Acquired prior to Week Three (9/24). Currently leads the team with 2.0 sacks.
50	Freddie Bishop	LB	Western Michigan	Returned to the Jets for Week Five (10/8), registering six tackles and one fumble recovery.
54	Bruce Carter	LB	North Carolina	Ranked fourth on the team last season (2016) with five special teams tackles. Has recorded four special teams tackles this season.
56	Demario Davis	LB	Arkansas State	In the first six weeks, has totaled 65 tackles, the most through the first six games of a season in his career. He has led the team in tackles every game this season.
57	Obum Gwacham	LB	Oregon State	Acquired prior to Week Five (10/4), has registered four tackles and 2.5 sacks in his three-year career.
48	Jordan Jenkins	LB	Georgia	Started five-of-six games this season, registering 18 tackles. Ranks second on team with six QB hits.
58	Darron Lee	LB	Ohio State	Started all six games at inside linebacker. In Week One at BUF (9/10), amassed 10 tackles, a sack and a pass defended. Currently ranks second on the team in total tackles (45).
95	Josh Martin	LB	Columbia	Recorded a team-high 4.0 tackles for loss in Week One, as well as 0.5 sacks. Tied for team lead with seven special teams tackles.
51	Julian Stanford	LB	Wagner	Appeared in all six games this season and is tied for first on the team with seven special teams tackles.

10

DEFENSIVE BACKS

Dennard Wilson (defensive backs); Daylon McCutcheon (assistant defensive backs)

NO.	NAME	POS	COLLEGE	NOTE
33	Jamal Adams	S	LSU	Started all six games of the 2017 season. Recorded his first-career sack for a loss of 10 yards vs. MIA (9/24).
23	Terrence Brooks	S	Florida State	Tallied two interceptions Week Three vs. MIA (9/24), one on a fake punt attempt and one on a Jay Cutler pass in the fourth quarter, earning him AFC Defensive Player of the Week honors.
32	Juston Burris	CB	North Carolina State	Has appeared in five-of-six games this season. Recorded one interception, returning the ball 48 yards against BUF in Week One (9/10).
21	Morris Claiborne	CB	LSU	Started all six games, recording six passes defended, one interception and 26 tackles, including 2.0 for loss.
38	Xavier Coleman	CB	Portland State	Made his NFL debut in Week Six vs. NE (10/15), appearing on both special teams and defense.
31	Derrick Jones	CB	Mississippi	Made his NFL debut in Week Five at CLV (10/8), appearing on special teams.
26	Marcus Maye	S	Florida	The second-round pick has tallied 29 tackles, one pass defended, one quarterback hit, and one interception this season.
45	Rontez Miles	S	California (PA)	Made his 2017 debut Week Four in the win vs. JAX (10/1). Ranks third with six special teams tackles.
27	Darryl Roberts	CB	Marshall	Started in the Week Three win vs. MIA (9/24), recording a career-high seven tackles.
41	Buster Skrine	CB	Tennessee-Chattanooga	Has started all six games at cornerback, recording a 12-yard sack vs. MIA (9/24). Has tallied 29 tackles, one forced fumble, one fumble recovery, two quarterback hits and a sack this season.

3

SPECIALISTS

Brant Boyer (special teams coordinator); Jeff Hammerschmidt (assistant special teams)

NO.	NAME	POS	COLLEGE	NOTE
7	Chandler Catanzaro	K	Clemson	Converted 11-of-13 field goal attempts over the first six weeks of the season. One of only five kickers in the NFL to convert at least eight field goals of 40+ yards this season. In Week Five at CLV (10/8), converted on a 57-yard field goal, marking the longest in franchise history.
4	Lachlan Edwards	P	Sam Houston State	Registered three consecutive games this season recording a punt of at least 60 yards. His 70-yard punt in overtime of the Week Four victory vs. JAX (10/1) was the longest ever in an overtime period in NFL history.
42	Thomas Hennessy	LS	Duke	Made his NFL debut against BUF (9/10), contributing to Catanzaro's two made field goals. Snapped for K Chandler Catanzaro's game-winning field goal and P Lachlan Edwards' overtime record 70-yard punt in the Week Four victory. Also forced a fumble in the Week Five victory at CLV (10/8).

Roster | Depth Chart



Depth Chart was compiled by the New York Jets Communications Staff

OFFENSE

WR	11 Robby Anderson	<u>18 ArDarius Stewart</u>	
LT	68 Kelvin Beachum	71 Ben Ijalana	
LG	77 James Carpenter	70 Dakota Dozier	
C	76 Wesley Johnson	78 Jonotthan Harrison	
RG	67 Brian Winters	70 Dakota Dozier	
RT	72 Brandon Shell	79 Brent Qvale	
TE	88 Austin Seferian-Jenkins	83 Eric Tomlinson	<u>86 Jordan Leggett</u>
WR	10 Jermaine Kearse	14 Jeremy Kerley	<u>16 Chad Hansen</u>
QB	15 Josh McCown	9 Bryce Petty	5 Christian Hackenberg
RB	22 Matt Forté	<u>25 Elijah McGuire</u>	
RB	29 Bilal Powell	39 Travaris Cadet	44 Lawrence Thomas (FB)

DEFENSE

DL	92 Leonard Williams	94 Kony Ealy	
DL	99 Steve McLendon	98 Mike Pennel	
DL	96 Muhammad Wilkerson	97 Ed Stinson	
OLB	95 Josh Martin	57 Obum Gwacham	50 Freddie Bishop
ILB	58 Darron Lee	51 Julian Stanford	
ILB	56 Demario Davis	54 Bruce Carter	
OLB	48 Jordan Jenkins	47 David Bass	
CB	41 Buster Skrine	32 Juston Burris	<u>38 Xavier Coleman</u>
CB	21 Morris Claiborne	27 Darryl Roberts	<u>31 Derrick Jones</u>
SS	<u>33 Jamal Adams</u>	23 Terrence Brooks	
FS	<u>26 Marcus Maye</u>	45 Rontez Miles	

SPECIAL TEAMS

K	7 Chandler Catanzaro	
P	4 Lachlan Edwards	
H	4 Lachlan Edwards	
PR	14 Jeremy Kerley	<u>25 Elijah McGuire</u>
KR	<u>18 ArDarius Stewart</u>	39 Travaris Cadet
LS	<u>42 Thomas Hennessy</u>	

KEY: ROOKIE

PRONUNCIATION GUIDE

JUSTON Burris.....Justin	LACHLAN EdwardsLOCK-lan	Mike PENNELpuh-NELL
TRAVARIS Cadet truh-VARR-iss	OBUM GWACHAMoh-BOOM GWAH-chum	BILAL Powellbuh-LAHL
Chandler CATANZAROcat-un-ZAIR-oh	Ben IJALANA EYE-juh-LAH-nuh	Brent QVALEKWAH-lee
Dakota DOZIER DOUGH-jer	DARRON Lee Darrin	Buster SKRINE Screen



Roster | Alphabetical

NO.	NAME	POS	HT	WT	AGE	EXP	COLLEGE	HOMETOWN	HOW ACQ.
33	Adams, Jamal	S	6-1	213	21	R	LSU	Lewisville, TX	D1-17
11	Anderson, Robby	WR	6-3	190	24	2	Temple	Ft. Lauderdale, FL	FA-16
47	Bass, David	LB	6-4	267	27	5	Missouri Western State	St. Louis, MO	FA-17
68	Beachum, Kelvin	T	6-3	308	28	6	SMU	Mexia, TX	UFA-17 (JAX)
50	Bishop, Freddie	LB	6-3	255	27	2	Western Michigan	Inkster, MI	FA-16
23	Brooks, Terrence	S	5-11	200	25	4	Florida State	Dunnellon, FL	T-17 (PHI)
32	Burris, Juston	CB	6-0	212	24	2	North Carolina State	Raleigh, NC	D4-16
39	Cadet, Travaris	RB	6-1	210	28	6	Appalachian State	Miami, FL	FA-17
77	Carpenter, James	G	6-5	321	28	7	Alabama	Augusta, GA	UFA-15 (SEA)
54	Carter, Bruce	LB	6-2	240	29	7	North Carolina	Havelock, NC	FA-16
7	Catanzaro, Chandler	K	6-3	200	26	4	Clemson	Greenville, SC	FA-17
21	Claiborne, Morris	CB	5-11	192	27	6	LSU	Shreveport, LA	UFA-17 (DAL)
38	Coleman, Xavier	CB	5-11	190	22	R	Portland State	Portland, OR	FA-17
56	Davis, Demario	LB	6-2	248	28	6	Arkansas State	Collins, MS	T-17 (CLV)
70	Dozier, Dakota	G	6-4	313	26	4	Furman	West Columbia, SC	D4c-14
94	Ealy, Kony	DL	6-4	275	25	4	Missouri	St. Louis, MO	W-17 (NE)
4	Edwards, Lachlan	P	6-4	209	25	2	Sam Houston State	Hastings, Australia	D7a-16
22	Forté, Matt	RB	6-2	218	31	10	Tulane	Lake Charles, LA	UFA-16 (CHI)
57	Gwacham, Obum	LB	6-5	246	26	3	Oregon State	Chino Hills, CA	FA-17
5	Hackenberg, Christian	QB	6-4	228	22	2	Penn State	Palmyra, VA	D2-16
16	Hansen, Chad	WR	6-2	202	22	R	California	Fillmore, CA	D4-17
78	Harrison, Jonotthan	OL	6-4	300	26	4	Florida	Groveland, FL	FA-17
42	Hennessy, Thomas	LS	6-2	246	23	R	Duke	Bardonia, NY	T-17
71	Ijalana, Ben	T	6-4	322	28	7	Villanova	North Brunswick, NJ	W-13 (IND)
48	Jenkins, Jordan	LB	6-3	259	23	2	Georgia	Hamilton, GA	D3-16
76	Johnson, Wesley	C	6-5	297	26	4	Vanderbilt	Nashville, TN	W-14 (PIT)
31	Jones, Derrick	CB	6-2	188	22	R	Mississippi	Eupora, MS	D6c-17
10	Kearse, Jermaine	WR	6-1	209	27	6	Washington	Lakewood, WA	T-17 (SEA)
14	Kerley, Jeremy	WR	5-9	188	28	7	TCU	Austin, TX	FA-17
58	Lee, Darron	LB	6-1	232	22	2	Ohio State	New Albany, OH	D1-16
86	Leggett, Jordan	TE	6-5	258	22	R	Clemson	Navarre, FL	D5a-17
95	Martin, Josh	LB	6-3	245	25	5	Columbia	Aurora, CO	FA-15
26	Maye, Marcus	S	6-0	207	24	R	Florida	Melbourne, FL	D2-17
15	McCown, Josh	QB	6-4	218	38	15	Sam Houston State	Jacksonville, TX	FA-17
25	McGuire, Elijah	RB	5-10	214	23	R	Louisiana-Lafayette	Houma, LA	D6a-17
99	McLendon, Steve	DL	6-3	310	31	8	Troy	Ozark, AL	UFA-16 (PIT)
45	Miles, Rontez	S	6-0	203	28	3	California (PA)	Braddock, PA	FA-13
98	Pennel, Mike	DL	6-4	332	26	4	Colorado State-Pueblo	Denver, CO	W-16 (GB)
9	Petty, Bryce	QB	6-3	230	26	3	Baylor	Midlothian, TX	D4-15
29	Powell, Bilal	RB	5-10	204	28	7	Louisville	Lakeland, FL	D4-11
79	Qvale, Brent	OL	6-7	315	26	3	Nebraska	Williston, ND	FA-14
27	Roberts, Darryl	CB	6-0	182	26	3	Marshall	Lakeland, FL	W-16 (NE)
88	Seferian-Jenkins, Austin	TE	6-5	262	24	4	Washington	Fox Island, WA	W-16 (TB)
72	Shell, Brandon	T	6-5	324	25	2	South Carolina	Goose Creek, SC	D5-16
41	Skrine, Buster	CB	5-9	185	28	7	Tennessee-Chattanooga	Woodstock, GA	UFA-15 (CLV)
51	Stanford, Julian	LB	6-1	230	27	4	Wagner	Bloomfield, CT	FA-15
18	Stewart, ArDarius	WR	5-11	204	23	R	Alabama	Fultondale, AL	D3-17
97	Stinson, Ed	DL	6-4	287	27	4	Alabama	Homestead, FL	FA-17
44	Thomas, Lawrence	DL	6-3	286	24	2	Michigan State	Detroit, MI	FA-16
83	Tomlinson, Eric	TE	6-6	263	25	2	UTEP	Klein, TX	FA-16
96	Wilkerson, Muhammad	DL	6-4	315	27	7	Temple	Linden, NJ	D1-11
92	Williams, Leonard	DL	6-5	302	23	3	Southern California	Daytona Beach, FL	D1-15
67	Winters, Brian	G	6-4	320	26	5	Kent State	Hudson, OH	D3-13

PRACTICE SQUAD

69	Braden, Ben	OL	6-6	329	23	R	Michigan	Rockford, MI	FA-17
63	Gray, Geoff	OL	6-5	315	22	R	Manitoba	Manitoba, Canada	FA-17
89	Marshall, Jalin	WR	5-10	200	22	2	Ohio State	Middletown, OH	FA-16
87	Natson, JoJo	WR	5-7	153	23	1	Akron	Lauderdale Lakes, FL	FA-17
66	Pelon, Claude	DL	6-4	300	24	1	Southern California	Miami, FL	FA-16
84	Raymond, Kalif	WR	5-9	160	23	2	Holy Cross	Lawrenceville, GA	W-17 (DEN)
93	Simon, Deon	DL	6-4	332	27	2	Northwestern State (LA)	Baton Rouge, LA	D7-15
35	Sinkfield, Terrell	CB	6-1	195	26	1	Northern Iowa	Minnetonka, MN	FA-17
1	Stringfellow, Damore'ea	WR	6-2	222	22	R	Mississippi	Perris, CA	W-17 (MIA)
36	Thomas, Jahad	RB	5-10	190	21	R	Temple	Elizabeth, NJ	FA-17

ACTIVE/NON-FOOTBALL INJURY

34	Clark, Jeremy	CB	6-3	220	23	R	Michigan	Madisonville, KY	D6b-17
----	---------------	----	-----	-----	----	---	----------	------------------	--------

RESERVE/INJURED

81	Enunwa, Quincy	WR	6-2	225	25	3	Nebraska	Moreno Valley, CA	D6b-14
3	Estime, Brisly	WR	5-9	186	24	R	Syracuse	Delray Beach, FL	FA-17
87	Gragg, Chris	TE	6-3	244	27	5	Arkansas	Pine Bluff, AR	FA-17
75	Johnson, Anthony	DL	6-2	295	24	3	LSU	New Orleans, LA	FA-16
37	Keeton, Bryson	CB	6-2	190	24	1	Montana State	Bakersfield, CA	FA-16
49	Donahue, Dylan	LB	6-3	248	25	R	West Georgia	Billings, MT	D5b-17
55	Mauldin, Lorenzo	LB	6-4	259	24	3	Louisville	Sacramento, CA	D3-15
36	Middleton, Doug	S	6-0	210	23	1	Appalachian State	Winston-Salem, NC	FA-16
17	Peake, Charone	WR	6-2	209	24	2	Clemson	Moore, SC	D7b-16
53	Robinson, Edmond	LB	6-3	245	25	3	Newberry	Wadmalaw, SC	W-17 (MIN)
19	Smith, Devin	WR	6-1	199	25	3	Ohio State	Massillon, OH	D2-15

Roster | Numerical



NO.	NAME	POS	HT	WT	AGE	EXP	COLLEGE	HOMETOWN	GP GS DNP IA
4	Lachlan Edwards	P	6-4	209	25	2	Sam Houston State	Hastings, Australia	6/0/0/0
5	Christian Hackenberg	QB	6-4	228	22	2	Penn State	Palmyra, VA	0/0/1/5
7	Chandler Catanzaro	K	6-3	200	26	4	Clemson	Greenville, SC	6/0/0/0
9	Bryce Petty	QB	6-3	230	26	3	Baylor	Midlothian, TX	0/0/5/1
10	Jermaine Kearse	WR	6-1	209	27	6	Washington	Lakewood, WA	6/6/0/0
11	Robby Anderson	WR	6-3	190	24	2	Temple	Ft. Lauderdale, FL	6/6/0/0
14	Jeremy Kerley	WR	5-9	188	28	7	TCU	Austin, TX	5/1/0/1
15	Josh McCown	QB	6-4	218	38	15	Sam Houston State	Jacksonville, TX	6/6/0/0
16	Chad Hansen	WR	6-2	202	22	R	California	Fillmore, CA	5/0/0/1
18	ArDarius Stewart	WR	5-11	204	23	R	Alabama	Fultondale, AL	6/1/0/0
21	Morris Claiborne	CB	5-11	192	27	6	LSU	Shreveport, LA	6/6/0/0
22	Matt Forté	RB	6-2	218	31	10	Tulane	Lake Charles, LA	4/2/0/2
23	Terrence Brooks	S	5-11	200	25	4	Florida State	Dunnellon, FL	6/1/0/0
25	Elijah McGuire	RB	5-10	214	23	R	Louisiana-Lafayette	Houma, LA	6/1/0/0
26	Marcus Maye	S	6-0	207	24	R	Florida	Melbourne, FL	6/6/0/0
27	Darryl Roberts	CB	6-0	182	26	3	Marshall	Lakeland, FL	5/2/0/1
29	Bilal Powell	RB	5-10	204	28	7	Louisville	Lakeland, FL	5/3/0/1
31	Derrick Jones	CB	6-2	188	22	R	Mississippi	Eupora, MS	1/0/0/5
32	Juston Burris	CB	6-0	212	24	2	North Carolina State	Raleigh, NC	5/0/0/1
33	Jamal Adams	S	6-1	213	21	R	LSU	Lewisville, TX	6/6/0/0
38	Xavier Coleman	CB	5-11	190	22	R	Portland State	Portland, OR	1/0/0/0
39	Travaris Cadet	RB	6-1	210	28	6	Appalachian State	Miami, FL	3/0/0/0
41	Buster Skrine	CB	5-9	185	28	7	Tennessee-Chattanooga	Woodstock, GA	6/6/0/0
42	Thomas Hennessy	LS	6-2	246	23	R	Duke	Baronia, NY	6/0/0/0
44	Lawrence Thomas	FB	6-3	286	24	2	Michigan State	Detroit, MI	5/0/0/0
45	Rontez Miles	S	6-0	203	28	3	California (PA)	Braddock, PA	3/0/0/3
47	David Bass	LB	6-4	267	27	5	Missouri Western State	St. Louis, MO	4/1/0/0
48	Jordan Jenkins	LB	6-3	259	23	2	Georgia	Hamilton, GA	6/5/0/0
50	Freddie Bishop	LB	6-3	255	27	2	Western Michigan	Inkster, MI	2/0/0/1
51	Julian Stanford	LB	6-1	230	27	4	Wagner	Bloomfield, CT	6/0/0/0
54	Bruce Carter	LB	6-2	240	29	7	North Carolina	Havelock, NC	5/0/0/1
56	Demario Davis	LB	6-2	248	28	6	Arkansas State	Collins, MS	6/6/0/0
57	Obum Gwacham	LB	6-5	246	26	3	Oregon State	Chino Hills, CA	0/0/0/2
58	Darron Lee	LB	6-1	232	22	2	Ohio State	New Albany, OH	6/6/0/0
67	Brian Winters	G	6-4	320	26	5	Kent State	Hudson, OH	5/5/0/1
68	Kelvin Beachum	T	6-3	308	28	6	SMU	Mexia, TX	6/6/0/0
70	Dakota Dozier	G	6-4	313	26	4	Furman	West Columbia, SC	5/1/0/1
71	Ben Ijalana	T	6-4	322	28	7	Villanova	North Brunswick, NJ	6/0/0/0
72	Brandon Shell	T	6-5	324	25	2	South Carolina	Goose Creek, SC	5/5/0/1
76	Wesley Johnson	C	6-5	297	26	4	Vanderbilt	Nashville, TN	6/6/0/0
77	James Carpenter	G	6-5	321	28	7	Alabama	Augusta, GA	6/6/0/0
78	Jonotthan Harrison	OL	6-4	300	26	4	Florida	Groveland, FL	4/0/0/2
79	Brent Qvale	OL	6-7	315	26	3	Nebraska	Williston, ND	6/2/0/0
83	Eric Tomlinson	TE	6-6	263	25	2	UTEP	Klein, TX	4/4/0/2
86	Jordan Leggett	TE	6-5	258	22	R	Clemson	Navarre, FL	0/0/1/5
88	Austin Seferian-Jenkins	TE	6-5	262	25	4	Washington	Fox Island, WA	4/4/0/0
92	Leonard Williams	DL	6-5	302	23	3	Southern California	Daytona Beach, FL	6/6/0/0
94	Kony Ealy	DL	6-4	275	25	4	Missouri	St. Louis, MO	5/3/0/1
95	Josh Martin	LB	6-3	245	25	5	Columbia	Aurora, CO	4/1/0/2
96	Muhammad Wilkerson	DL	6-4	315	27	7	Temple	Linden, NJ	6/6/0/0
97	Ed Stinson	DL	6-4	287	27	4	Alabama	Homestead, FL	2/0/0/0
98	Mike Pennel	DL	6-4	332	26	4	Colorado State-Pueblo	Denver, CO	6/1/0/0
99	Steve McLendon	DL	6-3	310	31	8	Troy	Ozark, AL	6/4/0/0

PRACTICE SQUAD

1	Damore'ea Stringfellow	WR	6-2	222	22	R	Mississippi	Perris, CA	0/0/0/0
30	Robert Nelson	CB	5-9	175	27	4	Arizona State	Lakeland, FL	0/0/0/0
35	Terrell Sinkfield	CB	6-1	195	26	1	Northern Iowa	Minnetonka, MN	0/0/0/0
36	Jahad Thomas	RB	5-10	190	21	R	Temple	Elizabeth, NJ	0/0/0/0
63	Geoff Gray	OL	6-5	315	22	R	Manitoba	Winnipeg, Canada	0/0/0/0
69	Ben Braden	OL	6-6	329	23	R	Michigan	Rockford, MI	0/0/0/0
87	JoJo Natson	WR	5-7	153	23	R	Akron	Lauderdale Lakes, FL	0/0/0/0
89	Jalin Marshall	WR	5-10	200	22	2	Ohio State	Middletown, OH	0/0/0/0
91	Claude Pelon	DL	6-4	300	24	1	Southern California	Miami, FL	1/0/0/0
93	Deon Simon	DL	6-4	332	27	2	Northwestern State (LA)	Baton Rouge, LA	0/0/0/0

ACTIVE/NON-FOOTBALL INJURY

34	Jeremy Clark	CB	6-3	220	23	R	Michigan	Madisonville, KY	0/0/0/0
----	--------------	----	-----	-----	----	---	----------	------------------	---------

RESERVE/INJURED

3	Brisly Estime	WR	5-9	186	24	R	Syracuse	Delray Beach, FL	0/0/0/0
17	Charone Peake	WR	6-2	209	24	2	Clemson	Moore, SC	3/0/0/0
19	Devin Smith	WR	6-1	199	25	3	Ohio State	Massillon, OH	0/0/0/0
36	Doug Middleton	S	6-0	210	24	1	Appalachian State	Winston-Salem, NC	0/0/0/0
37	Bryson Keeton	CB	6-2	190	24	1	Montana State	Bakersfield, CA	0/0/0/0
49	Dylan Donahue	LB	6-3	248	25	R	West Georgia	Billings, MT	4/0/0/0
53	Edmond Robinson	LB	6-3	245	25	3	Newberry	St. John's Island, SC	1/0/0/0
55	Lorenzo Mauldin	LB	6-4	259	25	3	Louisville	Sacramento, CA	0/0/0/0
75	Anthony Johnson	DL	6-2	295	24	3	LSU	New Orleans, LA	0/0/0/0
81	Quincy Enunwa	WR	6-2	225	25	3	Nebraska	Moreno Valley, CA	0/0/0/0
87	Chris Gragg	TE	6-3	244	27	5	Arkansas	Pine Bluff, AR	0/0/0/0