



MIAMI DOLPHINS WEEKLY RELEASE

WEEK 7

NEW YORK JETS (3-3) AT MIAMI DOLPHINS (3-2)

SUNDAY, OCT. 22, 2017 | 1 PM ET | HARD ROCK STADIUM | MIAMI GARDENS, FLA.





2017 MIAMI DOLPHINS SCHEDULE

PRESEASON

OCTOBER 31, 2017

Trade Deadline

DATE	OPPONENT	STADIUM	TIME/ RESULT	NETWORK	RADIO	PRESENTING SPONSOR	GIVEAWAY
Thurs., Aug. 10	Atlanta Falcons	Hard Rock Stadium	W, 23-20	WFOR CBS4	560 WQAM KISS 99.9		
Thurs., Aug. 17	Baltimore Ravens	Hard Rock Stadium	L, 7-31	WFOR CBS4	560 WQAM KISS 99.9		
Thurs., Aug. 24	at Philadelphia Eagles	Lincoln Financial Field	L, 31-38	WFOR CBS4	560 WQAM KISS 99.9		
Thurs., Aug. 31	at Minnesota Vikings	U.S. Bank Stadium	W, 30-9	WFOR CBS4	560 WQAM KISS 99.9		

JANUARY 15, 2018

Deadline for underclassmen to declare for the NFL draft

REGULAR SEASON

JANUARY 28, 2018

Pro Bowl
Orlando, Fla.

DATE	OPPONENT	STADIUM	TIME/ RESULT	NETWORK	RADIO	PRESENTING SPONSOR	GIVEAWAY
BYE WEEK							
Sun., Sept. 17	at Los Angeles Chargers	StubHub Center	W, 19-17	CBS	560 WQAM KISS 99.9		
Sun., Sept. 24	at New York Jets	MetLife Stadium	L, 6-20	CBS	560 WQAM KISS 99.9		
Sun., Oct. 1	New Orleans Saints	Wembley Stadium (London)	L, 0-20	FOX	560 WQAM KISS 99.9		
Sun., Oct. 8	Tennessee Titans	Hard Rock Stadium	W, 16-10	CBS	560 WQAM KISS 99.9		Co-Branded Cancer Awareness Wristbands
Sun., Oct. 15	at Atlanta Falcons	Mercedes-Benz Stadium	W, 20-17	CBS	560 WQAM KISS 99.9		
Sun., Oct. 22	New York Jets	Hard Rock Stadium	1 p.m.	FOX	560 WQAM KISS 99.9		
Thurs., Oct. 26	at Baltimore Ravens	M&T Bank Stadium	8:25 p.m.	CBS/NFLN/ Amazon	560 WQAM KISS 99.9		
Sun., Nov. 5	Oakland Raiders	Hard Rock Stadium	8:30 p.m.*	NBC	560 WQAM KISS 99.9		
Mon., Nov. 13	at Carolina Panthers	Bank of America Stadium	8:30 p.m.	ESPN	560 WQAM KISS 99.9		
Sun., Nov. 19	Tampa Bay Buccaneers	Hard Rock Stadium	TBD	FOX	560 WQAM KISS 99.9		Co-Branded Sunglasses & Sunglass Pouch
Sun., Nov. 26	at New England Patriots	Gillette Stadium	1 p.m.*	CBS	560 WQAM KISS 99.9		
Sun., Dec. 3	Denver Broncos	Hard Rock Stadium	1 p.m.*	CBS	560 WQAM KISS 99.9		Co-Branded "Go Fins" Rollabanna
Mon., Dec. 11	New England Patriots	Hard Rock Stadium	8:30 p.m.	ESPN	560 WQAM KISS 99.9	Hard Rock Hotel	
Sun., Dec. 17	at Buffalo Bills	New Era Field	1 p.m.*	CBS	560 WQAM KISS 99.9		
Sun., Dec. 24	at Kansas City Chiefs	Arrowhead Stadium	1 p.m.*	CBS	560 WQAM KISS 99.9		
Sun., Dec. 31	Buffalo Bills	Hard Rock Stadium	1 p.m.	CBS	560 WQAM KISS 99.9		

MARCH 14, 2018

2018 League Year Begins

APRIL 26-28, 2018

2018 NFL draft
Site TBD

* Game subject to flex scheduling
All times EASTERN



All Dolphins games can be heard on 560 WQAM and Kiss 99.9, the flagship stations of the Miami Dolphins Radio Network, Dolphins.com and throughout South and Central Florida on stations that make up The Miami Dolphins Radio Network. In addition to the game broadcasts, the stations will feature expanded pre-, halftime and postgame shows. Dolphins fans who tune into Miami's Sportsradio 560 WQAM will have the opportunity to listen to live broadcasts of Head Coach Adam Gase's day-after game press conferences and "Dolphins Friday," a day of Dolphins' centric-content on the station featuring interviews with players, coaches, and team executives. Fans can also listen to the Dolphins in Spanish on Univision Deportes Radio WQBA 1140 AM.

2017 AFC EAST STANDINGS

TEAM	W	L	PCT	PF	PA
Patriots	4	2	.667	172	159
Dolphins	3	2	.600	61	84
Bills	3	2	.600	89	74
Jets	3	2	.600	92	106



WEEK 7: NEW YORK JETS TABLE OF CONTENTS

MEDIA INFORMATION	2-3
DOLPHINS EN ESPAÑOL	4
TEAM NOTES	5
OFFENSE NOTES	6-7
DEFENSE NOTES	8-9
SPECIAL TEAMS NOTES	10
WHAT TO LOOK FOR IN 2017	11-12
THE DOLPHINS VS. THE JETS	13-15
THE LAST MEETING VS. THE JETS	16
THE 1972 PERFECT SEASON	17
FREE AGENCY TRACKER	18
2017 DRAFT CLASS	19
HARD ROCK STADIUM MODERNIZATION	20-23
MIAMI DOLPHINS IN THE COMMUNITY	24-28
DOLPHINS RADIO	29
HALL OF FAME DE/LB JASON TAYLOR	30
DEPTH CHART	31
PROJECTED CONTRIBUTORS	32-33
TRANSACTIONS	34-35
NUMERICAL ROSTER	36
ALPHABETICAL ROSTER	37
POSITIONAL ROSTER/PRONUNCIATIONS	38
HOW THEY WERE ACQUIRED	39
2017 GAME RECAPS	40-44
STEPHEN M. ROSS	45
MIKE TANNENBAUM	46
CHRIS GRIER	47
ADAM GASE	48
THE COACHING STAFF	49-50
SUPPLEMENTAL STATISTICS	51-64
THE LAST TIME IT HAPPENED	65-70
LAST WEEK'S GAME BOOK	71-84
2017 NFL STANDINGS	85

MIAMI DOLPHINS MEDIA WEBSITE

media.miamidolphins.com

The Miami Dolphins media website features everything a media member needs to cover the team. Visitors can find transcripts, press releases, weekly releases, credentials, notes, gamebooks, flip cards an archive of old media guides and gamebooks and more by visiting media.miamidolphins.com.



WEEKLY MEDIA SCHEDULE: WEEK 7 VS. N.Y. JETS

17 TUE	18 WED	19 THU	20 FRI	21 SAT	22 SUN	23 MON
No media availability	<p><u>Head Coach Adam Gase</u> 11:55 a.m. (media work room)</p> <p><u>Practice*</u> 1:05 - 3:05 p.m.</p> <p><u>Players (open locker room)</u> Following Practice</p> <p><u>QB Jay Cutler & DT Ndamukong Suh</u> Following practice at podium (interview room in lobby)</p> <p><u>Conference Calls</u> 3:45 p.m. - Jets Head Coach Todd Bowles</p>	<p><u>Coordinators</u> 11:30 a.m. (media work room)</p> <p><u>Head Coach Adam Gase</u> 12:15 p.m. (media work room)</p> <p><u>Practice*</u> 12:55 - 2:50 p.m.</p> <p><u>Players (open locker room)</u> Following Practice</p>	<p><u>Practice*</u> 12:05 p.m. - 1:15 p.m.</p> <p><u>Players (open locker room)</u> Following Practice</p> <p><u>Head Coach Adam Gase</u> Following practice (media work room)</p>	No media availability	<p><u>Week 7 vs. N.Y. Jets</u> 1 p.m. TV - FOX</p>	TBD

* Practice will be open to media for approximately 30 minutes

DOLPHINS ON THE AIR

Television:	WSVN-TV (FOX 7 - Miami-Ft. Lauderdale) WFLX-TV (West Palm Beach) WFTX-TV (Ft. Myers)	
Broadcasters:	Dan Helleie - Play-By-Play Chris Spielman - Color Analyst Peter Schrage - Sideline	
Local Radio:	Dolphins Radio Network KISS 99.9-FM WQAM 560-AM	
Broadcasters:	Jimmy Cefalo - Play-By-Play Bob Griese - Color Analyst Joe Rose - Color Analyst Kim Bokamper - Sideline	
Spanish Radio:	Dolphins Spanish Radio WQBA-1140 AM	
Broadcasters:	Raul Striker Jr. - Play-By-Play Eduardo Martell - Color Analyst	

PREGAME/IN-GAME ENTERTAINMENT



Presenting Sponsor: Petland Florida - www.petlandflorida.com
National Anthem: United States Army Veteran, Specialist Charles Jones
Youth Tradition National Anthem Team: Cooper City High School
Colors Presented By: The Joint Service Color Guard from SOCSOUTH
Military Unit of the Game: Special Operations Command South (SOCSOUTH)
Everyday Hero: MSGT Stephon McAfee
Vietnam Veteran of the Game: Andrew H. Marshall
Alumni Captains: Manny Fernandez, Larry Seiple and Howard Twilley
Pregame Activities: Cheerleader Performance
Halftime Entertainment: 45th Anniversary Celebration of the 1972 Perfect Season Team

COMMUNICATIONS DEPARTMENT



JASON JENKINS

Sr. Vice President,
Communications &
Community Affairs

O: 954-452-7174
M: 954-290-6864
JJenkins@dolphins.com



MATT TAYLOR

Sr. Director of
Football
Communications

O: 954-452-7179
M: 954-649-7505
MattTaylor@dolphins.com



THERESA GARNER

Corporate
Communications
Manager

O: 305-943-1451
M: 904-838-7160
TGarner@dolphins.com



BRETT BRECHEISEN

Football
Communications
Manager

O: 954-452-7190
M: 954-663-1255
BBrecheisen@dolphins.com



RENZO SHEPPARD

Football
Communications
Manager

O: 954-452-7144
M: 904-616-1538
RSheppard@dolphins.com



GAYLE BADEN

Communications
Coordinator

O: 954-452-7173
M: 954-610-8660
GBaden@dolphins.com



SYDNEY WADE

Communications
Coordinator

O: 954-452-7198
M: 305-720-5131
SWade@dolphins.com



RYAN MURPHY

Communications
Staff Assistant

O: 954-452-7114
M: 305-965-8778
RMurphy@dolphins.com



MIAMI DOLPHINS MEDIA WORKROOM ACCESS & PARKING INFORMATION FOR THE 2017 SEASON

As a reminder, the workroom for accredited media covering the Miami Dolphins is located behind the Dolphins Pro Shop at the Baptist Health Training Facility at Nova Southeastern University. Access to the media workroom is granted by the Communications Staff to members of the media upon their arrival at training camp.

Parking passes are distributed by the Communications Department. The passes **need to be clearly displayed** to gain entry into the media parking areas. Media parking is available at the Nova Southeastern University Medical School garage (HPD Garage), which is next to the Dolphins Pro Shop, and located near the intersection of University Drive and S.W. 30th Street, between Griffin Road and I-95. Access to this garage is off University Drive and S.W. 30th Street. In the event the HPD Garage is full, the overflow media parking will be in the AUX Parking Lot next to the NOVA Softball fields.

PLEASE NOTE – ALL MEDIA ARE ASKED TO PARK ON THE SECOND FLOOR OF THE HPD GARAGE. PARKING ON THE FIRST FLOOR IS RESERVED FOR NOVA PATIENTS ONLY. THE GARAGE WILL BE MONITORED BY NOVA AND THOSE WHO PARK ON THE FIRST FLOOR WILL BE TICKETED.

PLEASE PREARRANGE ALL LIVE TRUCK PARKING through the Miami Dolphins Communications Department.

DIRECTIONS TO PARKING GARAGE AT NOVA SOUTHEASTERN UNIVERSITY

FROM I-95 OR FLORIDA'S TURNPIKE

Exit at I-595; proceed west to University Drive exit
Turn left (south) onto University Drive
Proceed to S.W. 30th Street (Abe Fischler Blvd.) turn left (east)
Proceed past the Miami Dolphins facility to Ray Ferrero Jr. Blvd.
Turn right and parking garage will be on your right.

UNIVERSITY DRIVE

From north of I-595
Take University Drive south past I-595 to S.W. 30th Street (Abe Fischler Blvd.) turn left (east).
Proceed past the Miami Dolphins facility to Ray Ferrero Jr. Blvd.
Turn right and parking garage will be on your right.

FROM SOUTH OF GRIFFIN ROAD

Take University Drive north past Griffin Road to S.W. 30th Street (Abe Fischler Blvd.) turn right (east)
Proceed past the Miami Dolphins facility to Ray Ferrero Jr. Blvd.
Turn right and parking garage will be on your right.





DOLPHINS EN ESPAÑOL

MIAMI ALBERGA LOS JETS DE NUEVA YORK

Los Dolphins jugarán su segundo partido este año en Hard Rock Stadium el domingo 22 de octubre, cuando albergan los N.Y. Jets a las 1 p.m. Miami ganó su último enfrentamiento en casa con los Jets cuando corredor Kenyan Drake devolvió una pateada 96 yardas para un touchdown con 5:15 quebrante para darle una victoria a Miami de 27-23 el 6 de noviembre de 2016.

MARCHANDO EN HARD ROCK STADIUM

Miami no ha gastado tiempo estableciendo una ventaja en casa con las renovaciones importantes y la cubierta añadidos a Hard Rock Stadium.

- En 2016, el primer año con la cubierta, los Dolphins fueron 6-2 en casa, su mejor marca desde 2002.
- Miami tuvo una racha de cinco victorias en casa en el medio de la temporada de 2016, cual fue la racha de victorias en casa más larga desde 2001-02.
- Los Dolphins ya son 1-0 en casa este año, ganándole a Tennessee 16-0 en Semana 5.
- Las ocho ganadas en los últimos 10 partidos en Hard Rock Stadium creando la 10ª mejor racha en casa desde que ganaron 11 de 12 desde el 23 de septiembre de 2001 hasta el 6 de octubre de 2002.
- QB Jay Cutler nunca he perdido en Hard Rock Stadium, ganando los dos partidos allí en su carrera. Jugó en el estadio solo una vez antes de uniéndose con los Dolphins esta temporada, ganando con los Bears el 18 de noviembre de 2010. Cutler también ganó su primer juego como jugador de los Dolphins en Semana 5 contra Tennessee.

LOS DOLPHINS HAN GANADO 12 DE SUS ÚLTIMO 16

Miami ha ganado 12 de su último 16 juegos de temporada regular, remontándose a Semana 6 de la temporada de 2016.

- El equipo ha ganado durante ese lapso con tres quarterbacks titulares diferentes – Ryan Tannehill, Matt Moore y Jay Cutler.
- La última vez que Miami ganó 12 de 16 partidos de temporada regular fue durante 2001-02 cuando ganaron 13 de 17 juegos desde el 28 de octubre de 2001 hasta el 13 de octubre de 2002.
- Solo dos equipos tienen marcas mejores que los Dolphins en los pasados 16 partidos. Ambos Kansas City y New England son 13-3.

LOS ÚLTIMO 16 JUEGOS DE AJAYI

Los Dolphins han ganado 12 de sus último 16 partidos y las estadísticas de corredor Jay Ajayi en el lapso de 16 juegos es notable. El corredor he acumulado 331 carreras para 1,546 yardas (4.7 promedio) y seis touchdowns durante los último 16 juegos y he tenido seis juegos de 100 yardas, incluyendo tres en que corrió para 200 yardas o más.

Desde Semana 6 de la temporada de 2016, Ajayi es segundo en el NFL en yardas de carrera (1,546). Es tercero en carreras de 10 yardas o más (45), cuarto en carreras para primeras oportunidades (74) y noveno en yardas por carrera (4.67).

Ajayi tuvo éxito contra algunas de las mejores defensas en la liga. Siete de los finales 11 juegos de Miami en 2016 fueron contra equipos clasificados como uno de los mejores 15 en defensa contra la carrera en el NFL (New England No. 3; Baltimore No. 5; Arizona No. 9; San Diego No. 10; N.Y. Jets No. 11 [dos veces]; and Pittsburgh No. 13).

CUTLER LIDERANDO REGRESOS EN EL CUARTO PERÍODO

QB Jay Cutler ha liderado los Dolphins a dos regresos en la cuarta cuarta en solo cinco juegos este año. Los regresos – en Semana 2 en Los Ángeles contra los Chargers y en Semana 5 en Atlanta – fueron el 22º y 23º de su carrera y la primera desde 2015.

LOS DOLPHINS HAN LIMITADO LA OPOSICIÓN A MENOS DE 21 EN CADA DE LOS CINCO JUEGOS

En cada de los cinco partidos de Miami, los Dolphins han limitado la oposición a 20 puntos o menos. Miami es uno de solo dos equipos del NFL (Buffalo) que no ha permitido más de 20 puntos en cualquier juego este año. Los 16.8 puntos permitidos por juego son los terceros menos en la liga.

PUNTOS PERMITIDOS POR PARTIDO (2017)

CL	EQUIPO	PPP PERMITIDO
1.	Buffalo Bills	14.8
2.	Cincinnati Bengals	16.6
3.	MIAMI DOLPHINS	16.8
4.	Pittsburgh Steelers	17.0
5.	Minnesota Vikings	17.2

PARANDO LA CARRERA

La defensa de los Dolphins entró a la temporada de 2017 enfocándose en parando la carrera y en los primeros cinco juegos, ha hecho eso mismo. Los Dolphins son cuarto en el NFL en defensa de la carrera, permitiendo solo 80.4 yardas por juego y sexto en el NFL permitiendo 3.50 yardas por carrera. En Semana 2, los Dolphins aguantaron los Chargers a 44 yardas de carrera en la victoria. Las 44 yardas fueron las más pocas permitido por una defensa de los Dolphins desde el 30 de septiembre de 2012, cuando permitieron solo 28 a Arizona. Fueron las segundas pocas yardas de carrera por los Chargers en sus último 14 partidos. Los Dolphins han ido seis partidos de temporada regular en seguida sin permitir un corredor de 100 yardas y no han permitido ningún corredor a llegar a 70 yardas de carrera.

YARDAS DE CARRERA PERMITIDO POR PARTIDO (2017)

CL	EQUIPO	YCPP PERMITIDO
1.	Philadelphia Eagles	65.7
2.	Denver Broncos	70.2
3.	Minnesota Vikings	78.7
4.	MIAMI DOLPHINS	80.4
5.	Carolina Panthers	83.3

LA DEFENSA CONTINUA SU ÉXITO EN TERCERA OPORTUNIDAD

Durante seis semanas, los Dolphins son quintos en el NFL, limitando la oposición a un promedio de conversión en tercera oportunidad de 34.5. La defensa de Miami ha limitado la oposición a una tasa de conversión menos de 50 por ciento en cuatro de sus cinco partidos. Miami terminó cuarto en el NFL en porcentaje de conversiones de tercera oportunidad en 2016, aguantando la oposición a una tasa de éxito de 36.2 por ciento.

MIAMI DOMINA LA SEGUNDA MITAD CONTRA ATLANTA

La defensa de los Dolphins no permitió ningún punto en la segunda mitad, ayudando el equipo a regresar de un déficit de 17 puntos y ganar. Fue la primera mitad sin anotar para Atlanta en los último 23 partidos (incluyendo postemporada), remontándose al 3 de enero de 2016. Atlanta tuvo solo 106 yardas de ofensa en la segunda mitad, su marca más baja desde el 26 de octubre de 2014. Los Falcons también acumularon su total más baja en términos de yardas neto con 339.

PRÓXIMO: FÚTBOL EL JUEVES POR LA NOCHE

Los Dolphins juegan su primer de tres juegos primetime en seguida la semana que viene contra Baltimore para Thursday Night Football el 26 de octubre a las 8:25 p.m. Miami continua su horario primetime con un juego de Sunday Night Football contra Oakland el 5 de noviembre y Monday Night Football en Carolina el 13 de noviembre.



TEAM NOTES

MIAMI HOSTS THE NEW YORK JETS

The Dolphins play their second game of the year at Hard Rock Stadium on Sunday, Oct. 22, when they host the N.Y. Jets at 1 p.m. Miami won its last home meeting with the Jets when RB Kenyan Drake returned a kickoff 96 yards for a touchdown with 5:15 remaining to give Miami a 27-23 victory on Nov. 6, 2016.

ROCKING AT HARD ROCK STADIUM

Miami has wasted no time establishing a home-field advantage with the major renovation and canopy added to Hard Rock Stadium.

- In 2016, the first year with the canopy, the Dolphins went 6-2 at home, their best home record since 2002.
- Miami had a stretch of five straight home victories in the middle of the 2016 season, which was the team's longest home winning streak since 2001-02.
- The Dolphins are already 1-0 at their home venue this season, defeating Tennessee 16-10 in Week 5.
- Miami's eight wins in their past 10 games at Hard Rock Stadium is the team's best 10-game home stretch since they won 11 of 12 from Sept. 23, 2001 to Oct. 6, 2002.

THE DOLPHINS HAVE WON 12 OF LAST 16

Miami has won 12 of its last 16 regular season games, dating back to Week 6 of the 2016 season.

- The team has won during that stretch with three different starting quarterbacks - Ryan Tannehill, Matt Moore and Jay Cutler.
- The last time Miami won 12 of 16 regular season games was when it won 13 of 17 games from Oct. 28, 2001 to Oct. 13, 2002.
- Only two NFL teams have better records than the Dolphins in their past 16 games. Both Kansas City and New England are 13-3.

MIAMI'S 17-POINT COMEBACK AT ATLANTA

The Dolphins trailed 17-0 last week in Atlanta before reeling off 20 unanswered points and posting a 20-17 victory.

- The 17-point halftime deficit the Dolphins overcame was the biggest in the NFL this season and tied for the largest in franchise history. They also trailed 17-0 at halftime to Buffalo in 1968 and rallied for a 21-17 win.
- It was tied for the sixth-largest comeback in team history and was the largest since a 21-point comeback vs. Buffalo on Dec. 4, 2005.
- The 17-point come-from-behind victory was Miami's largest comeback on the road since an 18-point comeback at the N.Y. Jets on Nov. 27, 1994, also known as the "Fake Spike" game.

DOLPHINS SEEKING 2ND STRAIGHT PLAYOFF BERTH

In Adam Gase's first year as head coach in 2016, the Dolphins won 10 games and advanced to the playoffs for the first time since 2008. This year, the team is looking to reach the playoffs for the second consecutive year. The last time the Dolphins had two straight postseason appearances was from 1997-2001, when the team earned playoff berths in five straight seasons.

SIXTEEN STRAIGHT

With the Dolphins' Week 1 game against Tampa Bay being moved to Nov. 19 due to Hurricane Irma, Miami is playing 16 straight weeks for the first time since 1992, when a similar situation occurred. Hurricane Andrew forced the Dolphins to move their season opener vs. New England to the bye week. Miami beat the Patriots on Oct. 18, 1992 and went on to win 11 games, the AFC East title and reach the AFC Championship game that season.

UP NEXT: THURSDAY NIGHT FOOTBALL

The Dolphins play their first of three straight primetime games next week as they travel to Baltimore for Thursday Night Football on Oct. 26 at 8:25 p.m. Miami follows up their Thursday night appearance with a Sunday Night Football game vs. Oakland on Nov. 5 and a Monday Night Football contest at Carolina on Nov. 13.

STAT COMPARISON: FIRST 5 VS. LAST 16 - GASE ERA

One of the reasons Miami has won 12 of its past 16 regular season games is because of several improvements statistically on both sides of the ball. Here is a comparison of where the team stood statistically after the first five games of the Adam Gase era versus his last 16 regular season contests:

WEEKS 1-5 OF 2016		CATEGORY	SINCE WEEK 6 OF 2016	
STAT	RNK		RNK	STAT
303.8	29	Total Offense	30	313.7
231.4	24	Passing Offense	31	195.0
72.4	31	Rushing Offense	9	118.7
17.6	28	Scoring Offense	23	21.0
17	30t	Sacks Allowed	2t	23
28.6	31	Third Down Offense	25	36.5
401.0	28	Total Defense	22	355.9
250.2	16	Passing Defense	17	237.4
150.8	32	Rushing Defense	24	118.4
23.8	18	Scoring Defense	10	21.6
10	17t	Sacks	24t	35
33.3	6	Third Down Defense	8	36.7
4	26t	Takeaways	7t	25
11	28t	Giveaways	5t	18

BREAKING DOWN THE DOLPHINS ROSTER:

Here is how the Dolphins' current 53-man roster breaks down:

- There are 23 offensive players, 27 defensive players and three specialists.
- Of the 53 players on Miami's roster, 21 of them (39.6 pct.) were drafted by the Dolphins.
- Miami also has seven undrafted college free agents on the roster that began their NFL careers with the Dolphins, bringing the total to 28 of the 53 players (52.8 pct.) that began their NFL careers with the Dolphins.
- Of Miami's 53 players, 16 of them (30.2 pct.) were not selected in the NFL draft.
- A total of 38 of the 53 players (71.7 pct.) are 28 years old or younger.

THE DOLPHINS ROSTER:

BY DRAFT ROUND:

ROUND	NO.
1st	9 players
2nd or 3rd	11 players
4th or 5th	11 players
6th or 7th	6 players
Undrafted	16 players

BY EXPERIENCE:

YEARS	NO.
Rookie-1	10 players
2-3	16 players
4-5	9 players
6-9	11 players
10-plus	7 players

BY AGE:

AGE	NO.
22-24	19 players
25-28	19 players
29-32	9 players
33-plus	6 players

* Rosters as of print date (10/16/17) and all ages as of kickoff date (10/22/17)



OFFENSE NOTES

JAY-TRAIN'S 100-YARD GAMES

RB Jay Ajayi kicked off his 2017 campaign right where he left off in 2016 with another great performance, rushing for 122 yards in the Week 2 win at the L.A. Chargers. Ajayi tacked on another 100-yard game last week at Atlanta and now has six in his career and two in 2017. **The Dolphins are 6-0 when he rushes for 100-plus yards.**

AJAYI'S CAREER 100-YARD GAMES (6)

DATE	OPPONENT	ATT	YDS	AVG	LG	TD
10/16/16	vs. Pittsburgh	25	204	8.2	62t	2
10/23/16	vs. Buffalo	28	214	7.6	53	1
11/6/16	vs. N.Y. Jets	24	111	4.6	20t	1
12/24/16	at Buffalo	32	206	6.4	57	1
9/17/17	at L.A. Chargers	28	122	4.4	20	0
10/15/17	at Atlanta	26	130	5.0	18	0

AJAYI'S LAST 16 GAMES

The Dolphins have won 12 of their past 16 games and RB Jay Ajayi's numbers over a 16-game sample size are remarkable. **The back has totaled 331 carries for 1,546 yards (4.7 avg.) and six touchdowns during the last 16 games** and has six 100-yard games, including three 200-yard contests.

Since Week 6 of the 2016 season, Ajayi is second in the NFL in rushing yards (1,546). He is third in 10-plus yard runs (45), fourth in first down carries (74) and 10th in yards per carry (4.67).

Ajayi has performed against some of the best run defenses in the league. **Seven of Miami's final 11 regular season games of 2016 came against teams ranked among the top 15 rush defenses in the NFL** (New England No. 3t; Baltimore No. 5; Arizona No. 9; San Diego No. 10; N.Y. Jets No. 11 [twice]; and Pittsburgh No. 13) and three of the team's five opponents in 2017, the L.A. Chargers (No. 10), N.Y. Jets (No. 11) and Tennessee Titans (No. 2) all finished in the top 11 last year.

AJAYI'S 2016 SEASON AMONG DOLPHINS BEST

RB Jay Ajayi completed one of the best seasons by a running back in Dolphins history in 2016. **He finished the year with 1,272 rushing yards, the third-most in team history** and most since RB Ricky Williams rushed for 1,372 yards in 2003. Ajayi became **just the fourth NFL running back since 2014 to rush for at least 1,250 yards in his first or second NFL season**, joining Dallas' Ezekiel Elliott (2016), Chicago's Jordan Howard (2016) and Pittsburgh's Le'Veon Bell (2014). Here is a look at how Ajayi's season ranked in Dolphins history:

MOST RUSHING YARDS IN A SINGLE SEASON - DOLPHINS HISTORY

RK	PLAYER	YEAR	ATT	YDS	AVG	TD
1.	Ricky Williams	2002	383	1,853	4.84	16
2.	Ricky Williams	2003	392	1,372	3.50	9
3.	JAY AJAYI	2016	261	1,272	4.87	8
4.	Delvin Williams	1978	272	1,258	4.63	8
5.	Lamar Smith	2000	309	1,139	3.69	14

THREE OF THE BEST RUSHING EFFORTS IN TEAM HISTORY

In 2016, RB Jay Ajayi produced three of the top six rushing performances in the Dolphins' illustrious 52-year history. His rushing totals rank No. 3, No. 5 and No. 6 all-time in team history.

MOST RUSHING YARDS IN A SINGLE GAME - DOLPHINS HISTORY

RK	PLAYER	DATE	OPP	ATT	YDS	AVG	TD
1.	Ricky Williams	12/1/02	at Buf.	27	228	8.4	2
2.	Ricky Williams	12/9/02	Chi.	31	216	7.0	2
3.	JAY AJAYI	10/23/16	BUF.	28	214	7.6	1
4.	Lamar Smith	12/30/00*	Ind.	40	209	5.2	2
5.	JAY AJAYI	12/24/16	at BUF.	32	206	6.4	1
6.	JAY AJAYI	10/16/16	PIT.	25	204	8.2	2

* AFC Wild Card game

'JUICE' NEARING NFL RECORD

WR Jarvis Landry is closing in on the NFL record for most receptions in the first four years of a career and still has 11 games left this season. He needs just five receptions to move into second place and is 16 receptions behind the all-time leader, WR Anquan Boldin. Landry already owns the record for most receptions in the first two years of a career (194) and is tied for the most in the first three years of a career (288).

MOST RECEPTIONS IN FIRST FOUR YEARS OF NFL CAREER

RNK	PLAYER	TEAM	YEARS	REC.
1.	Anquan Boldin	Arizona	2003-06	342
2.	Larry Fitzgerald	Arizona	2004-07	330
3.	A.J. Green	Cincinnati	2011-14	329
4.	Brandon Marshall	Denver	2006-09	327
5.	JARVIS LANDRY	MIAMI	2014-17	326

LANDRY KEEPS CATCHING PASSES

WR Jarvis Landry opened the season with 13 receptions for 78 yards (6.0 avg.) in a winning effort at the L.A. Chargers. **Only three players in NFL history have caught more passes in a season-opening game than Landry did.** It was tied for the second-most receptions in a single game in team history:

MOST RECEPTIONS IN A SINGLE GAME IN TEAM HISTORY

RNK	PLAYER	DATE	OPP.	REC.
1.	Chris Chambers	12/4/05	vs. Buffalo	15
2.	JARVIS LANDRY	9/17/17	AT L.A. CHARGERS	13
	JARVIS LANDRY	11/29/15	AT N.Y. JETS	13
4.	Jim Jensen	11/6/88	at New England	12
	Brian Hartline	9/30/12	at Arizona	12

With 94 receptions in 2016, Landry ranked No. 4 in single-season team history. He now owns three of the franchise's top six single-season reception marks, including the team record of 110 he set in 2015:

MOST RECEPTIONS IN A SINGLE SEASON IN TEAM HISTORY

RNK	PLAYER	YEAR	RECEPTIONS
1.	JARVIS LANDRY	2015	110
2.	JARVIS LANDRY	2016	94
3.	O.J. McDuffie	1998	90





OFFENSE NOTES

'JUICE' ON THIRD DOWN

WR Jarvis Landry is tied for second in the NFL with 13 receptions on third down, despite playing just five games. In 2016, Landry was tied for seventh in the league with 26 third-down receptions. The reliable target had 335 yards on third downs, the ninth-best mark in the NFL that season.



LANDRY'S 2016 CAMPAIGN

WR Jarvis Landry finished the 2016 season with 1,136 receiving yards, good for the eighth-most in single-season team history. Landry became the first Dolphins wide receiver to top 1,000 yards in back-to-back seasons since Brian Hartline did in 2012 and 2013 and was the sixth Dolphins wide out to ever post consecutive 1,000-yard seasons (Mark Clayton, Mark Duper, Irving Fryar, Brian Hartline and Brandon Marshall). He totaled 1,157 receiving yards in 2015.

CUTLER LEADING FOURTH QUARTER COMEBACKS

QB Jay Cutler has led the Dolphins to two fourth quarter comebacks in just his five starts this season. The comebacks – in Week 2 at L.A. Chargers and Week 5 at Atlanta – were the 22nd and 23rd fourth quarter comebacks of his career and his first since the 2015 season. Miami's 17-point comeback win last week was the largest come-from-behind victory of Cutler's career.

CUTLER WINS HIS DOLPHINS DEBUT

QB Jay Cutler had a successful debut in Miami's season-opening 19-17 win against the San Diego Chargers. In the game, he posted a completion percentage of 72.7 (24-of-33 attempts) and a quarterback rating of 101.8. His completion percentage was the highest by a quarterback making his first start as a member of the Dolphins, ahead of the 71.4 completion percentage of Damon Huard in 1999. Additionally, Cutler became the seventh quarterback to post a passer rating of 100 or more in his first start with the Dolphins. The others who accomplished the feat were Don Strock (133.7 in 1975), Dan Marino (108.7 in 1983), Scott Mitchell (113.9 in 1993), Steve DeBerg (115.0 in 1993), Bernie Kosar (100.1 in 1995), and Brian Griese (121.6 in 2003).

"I think Cutler does a really good job of making sure everybody understands the way he wants things to go. I think that's super important for the quarterback position. We have to have an understanding of how he wants us to run the route, what he's looking for and when, situationally. He's done a really good job of coming in and letting us know, 'Hey, this is what I expect. This is what I'm looking for.'"
- Tight End Julius Thomas

OFFENSIVE LINE KEEPING QUARTERBACKS UPRIGHT

The Dolphins offensive line has protected three different quarterbacks - Jay Cutler, Matt Moore and Ryan Tannehill - since Week 6 of the 2016 season, helping the team win 12 of its past 16 regular season games. During that span, the team has allowed just 23 sacks, which is tied for second in the NFL.

FEWEST SACKS ALLOWED (WEEK 6, 2016 - PRESENT)

RNK	PLAYER	QB RATING	SACKS ALL.
1.	Pittsburgh Steelers	84.5	22
2.	MIAMI DOLPHINS	91.1	23
	Washington Redskins	102.0	23
4.	New Orleans Saints	103.6	24

THOMAS CATCHES TOUCHDOWNS

A new addition to the Dolphins offensive attack this season is TE Julius Thomas, who the Dolphins acquired in a trade with Jacksonville on March 9, 2017. Thomas brings the team a red zone threat, as the tight end has caught 33 touchdowns since he became an NFL starter in 2013 for Denver. His 33 touchdowns since 2013 are third-most among all NFL tight ends:

NFL TIGHT END TD RECEPTION LEADERS (2013-PRESENT)

RNK	PLAYER	TEAMS	REC	YDS	TD
1.	Jimmy Graham	NO/Sea.	305	3,811	35
2.	Rob Gronkowski	New England	244	3,833	34
3.	JULIUS THOMAS	DEN./JAX./MIA.	196	2,121	33
4.	Antonio Gates	SD/LAC	267	2,986	29
5.	Delanie Walker	Ten.	307	3,610	23

DEVANTE DOWN THE FIELD

WR DeVante Parker has made several highlight-reel catches this year between training camp, preseason and the first four regular season games. Parker is fifth in the NFL in career receiving yards among players who entered the league in 2015 or later.

RECEIVING LEADERS (2015-17)

(Players who entered the NFL in 2015 or later)

RNK	PLAYER	TEAM	REC	YDS	AVG	TD
1.	Amari Cooper	Oak.	173	2,369	13.7	12
2.	Stefon Diggs	Min.	159	2,018	12.7	11
3.	Willie Snead	NO	142	1,890	13.3	7
4.	Jamison Crowder	Was.	143	1,572	11.0	9
5.	DEVANTE PARKER	MIA.	101	1,474	14.6	8
6.	Michael Thomas	NO	120	1,458	12.2	11
7.	Tyler Lockett	Sea.	108	1,456	13.5	7

BOOMER SOONER

WR Kenny Stills continues catching touchdowns, hauling in a 29-yard score in the season opener at the L.A. Chargers and a touchdown last week at Atlanta. Stills caught a career-high nine touchdowns in 2016, which tied for sixth in the NFL. Three of his touchdowns were on plays of 50 yards or greater. According to NFL Network, Stills was the first Dolphins player to have three touchdown catches of 50-plus yards in the same season since WR Mark Duper did in 1986.



A CAREER OF BIG PLAYS

WR Kenny Stills has made a living making the big play. In his five-year NFL career, Stills has hauled in 170 passes for 2,826 yards (16.6 avg.). His 16.6 yards per reception average is fourth-best in the NFL in that span (min. 100 receptions):

HIGHEST AVERAGE PER RECEPTION IN THE NFL (2013-PRESENT)

RNK	PLAYER	TEAMS	REC	YDS	AVG
1.	DeSean Jackson	Phi./Was./TB	241	4,321	17.9
2.	Josh Gordon	Cle.	111	1,949	17.6
3.	Torrey Smith	Bal./SF/Phi.	181	3,035	16.8
4.	KENNY STILLIS	NO/MIA.	178	2,901	16.3
5.	Michael Floyd	Ari./NE/Min.	203	3,243	16.0



DEFENSE NOTES

CAM WAKE STILL SACKING QBs AT 35 YEARS OLD

During the 2016 season, **DE Cameron Wake had one of the most impressive comebacks in the NFL.** Coming off an Achilles injury in 2015, Wake was dominant, posting 11.5 sacks, which was third in the AFC and tied for sixth in the NFL.

Miami re-inserted Wake as a starter in Week 6 last year and since then, **he is tied for the NFL lead with 14.0 sacks and has helped Miami win 12 of its last 16 regular season games.**

Wake was tied for second in the AFC and tied for third in the NFL with five forced fumbles in 2016. **He has nine forced fumbles since 2015, tied for the most in the NFL during that span,** despite playing just seven games in 2015.

Since joining the Dolphins in 2009, Wake has compiled four double-digit sack campaigns, seven straight seasons of seven-plus sacks and is **second in team history in all-time career sacks,** behind Hall of Famer Jason Taylor.

Here is a look at the Dolphins' all-time career sack leaders:

DOLPHINS ALL-TIME CAREER SACK LEADERS

RNK	PLAYER	YEARS	SACKS
1.	Jason Taylor	1997-07, 09, 11	131.0
2.	CAMERON WAKE	2009-17	85.0
3.	Bill Stanfill	1969-76	69.5

Wake is also one of the best undrafted pass rushers in NFL history. With 85.0 career sacks, he is **second in NFL history** (since sacks were recognized as an official statistic in 1982) **for most career sacks by a player who was undrafted:**

NFL ALL-TIME CAREER SACK LEADERS (UNDRAFTED PLAYERS)

RNK	PLAYER	YEARS	SACKS
1.	John Randle	1990-2003	137.5
2.	CAMERON WAKE	2009-17	85.0
3.	James Harrison	2004-17	82.5
4.	Chris Clemons	2004-15	69.0

** Players chosen in the Supplemental Draft are not included on this list of undrafted players*

Wake's consistency has placed him among the NFL's elite pass rushers. Since he entered the league in 2009, **he is tied for first in the NFL in sacks:**

NFL SACK LEADERS (2009-PRESENT)

RNK	PLAYER	TEAMS	SACKS
1.	CAMERON WAKE	MIAMI	85.0
	DeMarcus Ware	Dal./Den.	85.0
3.	Julius Peppers	Car./Chi./GB	79.5

Wake's 11.5 sacks in 2016 mark the fourth season in his career that he has reached double-digit sacks. He is **one of three NFL players in the past decade to have 10-plus sacks at age 34 or older,** joining DE/LB Julius Peppers (2015) and DE John Abraham (2012-13).



SUH SACKS

DT Ndamukong Suh is second among all NFL defensive tackles in sacks since he entered the league in 2010. With five sacks in 2016, Suh was **tied for 10th in the NFL in sacks by a defensive tackle.**

Here is a look at how Suh's sacks stack up since he entered the league in 2010:

MOST SACKS BY NFL DEFENSIVE TACKLES (2010-PRESENT)

RNK	PLAYER	TEAMS	SACKS
1.	Geno Atkins	Cin.	56.0
2.	NDAMUKONG SUH	DET./MIA.	49.0
3.	Gerald McCoy	TB	44.5
4.	Marcell Dareus	Buf.	35.0
	Jurrell Casey	Ten.	35.0

STUFFS BY SUH

Not only is **DT Ndamukong Suh** a great interior pass rusher, but the Nebraska product also disrupts rushing plays behind the line of scrimmage. Since he entered the NFL as a first-round pick in 2010, Suh **leads all interior defensive linemen with 50.0 stuffs.** A stuff is defined as any tackle of a ball carrier behind the line of scrimmage during a rushing attempt.

MOST STUFFS BY INTERIOR DEFENSIVE LINEMEN (2010-PRESENT)

RNK	PLAYER	TEAMS	STUFFS
1.	NDAMUKONG SUH	DET./MIA.	50.0
2.	Aaron Donald	STL/LAR	37.5
3.	Kyle Williams	Buffalo	36.0
4.	Geno Atkins	Cincinnati	34.5
5.	Brandon Mebane	Sea./SD/LAC	33.5

SUH CONSISTENTLY MAKES STOPS

DT Ndamukong Suh topped 350 career tackles during the 2016 season. Since he entered the NFL in 2010, **Suh leads all defensive tackles with 387 total tackles** and his total is third among all defensive linemen.

Suh set a new career high and was third among all interior defensive linemen in total tackles in 2016 with 72 (41 solo). He **finished among the top five** in total tackles by an NFL interior defensive linemen for **the third consecutive season.**



“ The guy is amazing. **He teaches me a lot.** When he talks to (Defensive Line) Coach Terrell Williams, they talk about things that I’m just sitting over there (picking their brains) and learning each and every day. I try to get in their business, get in their conversations, see what new techniques they’re learning, and things like that. ”
- **DT Davon Godchaux on DT Ndamukong Suh**



DEFENSE NOTES

DOLPHINS HAVE HELD OPPONENTS TO LESS THAN 21 POINTS IN ALL FIVE GAMES

In each of Miami's five contests, the Dolphins have limited their opponents to 20 points or less. Miami is one of just two NFL teams (Buffalo) to not surrender more than 20 points in a single game this season. **Miami's 16.8 points allowed per game average is third in the NFL.**

POINTS ALLOWED PER GAME (2017)

RNK	TEAM	PPG ALLOWED
1.	Buffalo Bills	14.8
2.	Cincinnati Bengals	16.6
3.	MIAMI DOLPHINS	16.8
4.	Pittsburgh Steelers	17.0
5.	Minnesota Vikings	17.2

STOPPING THE RUN

The Dolphins defense entered the 2017 season with an emphasis on stopping the run and through five games, they've done just that. **The Dolphins are fourth in the NFL in rushing defense, allowing just 80.4 yards per game, and sixth in the NFL allowing just 3.50 yards per carry.** In Week 2, the Dolphins held the Chargers to 44 net rushing yards in the winning effort. **The 44 rushing yards allowed were the fewest by a Dolphins defense since Sept. 30, 2012, when they allowed just 28 at Arizona.** It was the second-fewest rushing yards by the Chargers in their past 14 games. The Dolphins have gone six straight regular season games without allowing a 100-yard rusher and have not even allowed an opposing back to gain 70 rushing yards on them this season.

RUSHING YARDS ALLOWED PER GAME (2017)

RNK	TEAM	RUSHING YPG ALL.
1.	Philadelphia Eagles	65.7
2.	Denver Broncos	70.2
3.	Minnesota Vikings	78.7
4.	MIAMI DOLPHINS	80.4
5.	Carolina Panthers	83.3

DOLPHINS DEFENSE CONTINUES TO SHINE ON THIRD DOWN

Through six weeks, the Dolphins are fifth in the NFL on third downs, limiting opponents to just a **34.5 conversion rate**. Miami's defense has limited its opponents to less than a 50 percent conversion rate in four of its five games. **Miami finished fourth in the NFL last year in third-down conversion percentage**, holding the opposition to just a 36.2 percent success rate on third downs.

MIAMI SLAMS THE DOOR ON ATLANTA'S 2ND HALF

The Dolphins defense held Atlanta scoreless in the second half, helping the team come back from a 17-point deficit and win. **It was Atlanta's first scoreless half in 23 games (including playoffs), dating back to Jan. 3, 2016. Atlanta had just 106 yards of offense in the second half, their lowest second-half yardage output since Oct. 26, 2014.** The Falcons also had a season-low 339 net yards.

THE DEFENSE SHUTS DOWN TENNESSEE IN WEEK 5

Miami held the Titans to just 10 points, scored 6 points of their own on a fumble return, and held Tennessee to just 188 total yards in the Week 5 win. **The 188 total yards allowed was the lowest by a Dolphins defense since Nov. 2, 2014 when they held San Diego to 178 yards. The Titans' output was their lowest since Dec. 23, 2012.**

HAYES AMONG NEW DOLPHINS ADDITIONS

DE William Hayes was acquired by the Dolphins in a trade with the Los Angeles Rams on March 10, 2017. The defensive end brings a reputation of setting the edge against the run and is one of the most experienced defensive linemen in the NFL. He also recorded a sack in the season opener at the L.A. Chargers.

Hayes is among the NFL's top 25 active defensive linemen career leaders in several categories. **He ranks No. 7 in stuffs (46.5), tied for No. 15 in tackles (323), tied for No. 16 in games played (129) and No. 23 in sacks (35.5).**



TIMMONS BRINGS EXPERIENCE & PRODUCTION

After 10 seasons with the Steelers, **LB Lawrence Timmons** left The Steel City and came to Miami this offseason as one of the most productive linebackers in the game today. When Timmons left Pittsburgh, he was second in team history with 952 career tackles. **Since becoming a full-time NFL starter in 2009, Timmons is second in the NFL with 914 total tackles (635 solo).**

MOST TOTAL TACKLES IN THE NFL (2009-17)

RNK	PLAYER	TEAM	TOTAL	SOLO	ASST
1.	Paul Posluszny	Buf./Jax.	1,030	745	285
2.	L. TIMMONS	PIT./MIA.	914	635	279
3.	Karlos Dansby	Ari./Mia./Cle./Cin.	912	674	238
4.	David Harris	NYJ/NE	885	565	320
5.	Chad Greenway	Minnesota	878	594	284

ALONSO AMONG AFC'S LEADING TACKLERS IN 2016

LB Kiko Alonso began the 2017 season right where he left off from the 2016 campaign as the second-year Dolphin has totaled a team-high 33 tackles (24 solo) in the first five games of the season. In his first year with the Dolphins, **Alonso was ninth in the AFC and led the team with 115 tackles.**

MOST TOTAL TACKLES IN THE AFC (2016)

RNK	PLAYER	TEAM	TOTAL	SOLO	ASST
1.	Zach Brown	Buffalo	149	97	52
2.	Christian Kirksey	Cleveland	143	93	50
3.	Preston Brown	Buffalo	135	76	59
4.	Paul Posluszny	Jacksonville	132	96	36
5.	Zach Orr	Baltimore	130	89	41
6.	Bernardrick McKinney	Houston	129	79	50
7.	Johnathan Cyprien	Jacksonville	127	97	30
8.	Telvin Smith	Jacksonville	118	98	20
9.	KIKO ALONSO	MIAMI	115	69	46
10.	Karlos Dansby	Cincinnati	114	69	45
	L. TIMMONS	PIT.	114	78	36



SPECIAL TEAMS NOTES

THOMAS LED THE NFL ON SPECIAL TEAMS IN 2016

S Michael Thomas picked up right where he left off last year on special teams. Thomas has three special teams tackles through the team's first five games. **He finished the 2016 season tied for the NFL lead with 19 special teams tackles. Thomas is also tied for the NFL lead with 46 special teams tackles since 2014, his first full season in the league.** In 2015, Thomas was named a first-team All Pro on special teams by Pro Football Focus.

LB Mike Hull was third in the NFL with 18 special teams tackles in 2016.



TOP SPECIAL TEAMS UNITS

The Dolphins have several top 10 units on special teams. **The kickoff unit is the best in the NFL** as opponents' average starting field position is just the 20.8-yard line following kickoffs, **1.9 yards better than anybody else in the league.** Miami is also solid on the punt unit, averaging 41.1 net yards per punt, which is 14th in the NFL. **The Dolphins are one of just five NFL teams to not miss a field goal this year as K Cody Parkey is 7-for-7.**

PARKEY HITS THE SPOT

Miami signed **K Cody Parkey** on Sept. 3 to take over placekicking duties and he has played a big role in the team's victories. Parkey is 7-for-7 in field goal attempts, **one of just five NFL kickers to be perfect this season.** In Week 2, his first game with the Dolphins, **he kicked the longest game-winning field goal in team history**, a 54-yarder with 1:05 left to beat the L.A. Chargers. In Week 6, Parkey kicked a game-tying and game-winning field goal in the fourth quarter to win at Atlanta. **It was the first time in Parkey's four-year NFL career he made game-tying and game-winning kicks in the same contest.**

PARKEY FROM LONG RANGE

K Cody Parkey has a track record for being accurate on long kicks. He is 6-for-6 all-time when kicking 50-plus yard field goals and **is the only NFL kicker to be perfect on 50-plus yard kicks** since 2014, the year he entered the league (min: 6 att.).

50+ YARD FIELD GOAL PERCENTAGE LEADERS (2014-PRESENT)

RNK	PLAYER	TEAM	FGM	FGA	PCT
1.	CODY PARKEY	PHI./CLE./MIA.	6	6	100.0
2.	Josh Brown	NYG	7	8	87.5
3.	Stephen Hauschka	Sea.	13	15	86.7
4.	Adam Vinatieri	Ind.	16	19	84.2
5.	Matt Prater	Det.	19	24	79.2

AIKENS' BIG PLAYS

S Walt Aikens made game-changing plays in consecutive weeks during the 2016 season to help the Dolphins defeat Arizona in Week 14 and the N.Y. Jets in Week 15. In the fourth quarter vs. Arizona, Aikens returned a blocked PAT all the way to the end zone for a 2-point defensive conversion.

In the Week 15 win at the N.Y. Jets, Aikens blocked a punt early in the third quarter and returned it 11 yards for a touchdown to give the Dolphins a two-score lead that they would not relinquish. **It was Miami's first blocked punt return for a touchdown since 2012.**

KENYAN'S KICKOFF RETURNS

Including the playoffs, **RB Kenyan Drake** tied the franchise record with **three kickoff returns of at least 50 yards (96t, 78, 58) in 2016.** **S Brock Marion** (1999) and **RB Marcus Thigpen** (2012) also had three kickoff returns of at least 50 yards in the same season.

Drake **returned a kickoff for a 96-yard touchdown to win the game in Week 9 vs. the N.Y. Jets**, had a 78-yard kickoff return in Week 12 vs. San Francisco and posted a 58-yard kickoff return in the AFC Wild Card game at Pittsburgh.

MIGHTY MOUSE

WR Jakeem Grant scored his first NFL touchdown in Week 5 of his rookie season (2016), when **he took a punt return 74 yards** to tie the game in the second quarter vs. Tennessee. It was **the seventh-longest punt return in team history** and **the fourth-longest punt return by a rookie.**

THE DENNEY STREAK

LS John Denney enters his **13th NFL regular season** this year at 38 years old. Denney has been Miami's long snapper for every game dating back to 2005 - **a consecutive games streak that spans 197 regular season contests.** That streak is the **longest in Dolphins history** and is fifth-longest among all active NFL players.

Denney is also **third in team history with 197 games played** and trails **Hall of Fame DE/LB Jason Taylor** by seven games played (204).

MOST CONSECUTIVE GAMES PLAYED IN DOLPHINS HISTORY

RNK	PLAYER	CONS. GP	STREAK
1.	JOHN DENNEY	197*	1ST (2005) - PRESENT
2.	Jason Taylor	130	15th (1999) - 16th (2007)
3.	Jim Langer	128	10th (1970) - 9th (1979)

* active streak

MOST CONSECUTIVE GAMES PLAYED, ACTIVE NFL LEADERS

RNK	PLAYER	TEAM	POS	CONS. GP
1.	Shane Lechler	Oak./Hou.	P	244
2.	Jason Witten	Dallas	TE	224
3.	Eli Manning	N.Y. Giants	QB	205
4.	Donnie Jones	Mia./STL/Hou./Phi.	P	198
5.	JOHN DENNEY	MIAMI	LS	197

THE 38-YEAR-OLD LONG SNAPPER

When **LS John Denney** takes the field this week, he will be 38 years and 313 days old. **He is the third-oldest Dolphins player to see action in a game.** Listed below are the ages of the most senior players in Dolphins history when they played in their final game with the team:

OLDEST PLAYERS TO PLAY IN A GAME FOR THE DOLPHINS

RNK	PLAYER	YRS	DAYS
1.	Earl Morrall	42	208
2.	Steve DeBerg	39	334
3.	JOHN DENNEY	38	313#
4.	Keith Traylor	38	111
5.	Dan Marino	38	109



Age on Oct. 22, 2017



WHAT TO LOOK FOR IN 2017

RB JAY AJAYI...

- Has 1,850 career rushing yards. Needs 150 rushing yards to reach 2,000 and 650 to reach 2,500 in his career.
- Has 1,850 career rushing yards. Can move into the team's all-time top 10 rushing leaders with 783 yards.
- Has 391 rushing yards this season. With 609 rushing yards, can become the third player in Dolphins history to rush for 1,000 yards in back-to-back seasons, joining Ricky Williams (2002-03) and Larry Csonka (1972-73).

S NATE ALLEN...

- Has played in 98 games. Needs to play in two games to reach 100 in his career.
- Has 372 total tackles. Needs 28 tackles to reach 400 in his career.
- Has 13 interceptions. Needs two interceptions to reach 15 in his career.

LB KIKO ALONSO...

- Has 350 total tackles. Needs 50 tackles to reach 400 in his career.
- Has seven interceptions. Needs three interceptions to reach 10 in his career.

DE ANDRE BRANCH...

- Has 147 total tackles. Needs three tackles to reach 150 and 53 tackles to reach 200 in his career.
- Has 22.5 sacks. Needs 2.5 sacks to reach 25.0 in his career.

QB JAY CUTLER...

- Has started 144 games. Needs seven starts to reach 150 in his career.
- Has 4,655 pass attempts. Needs 345 pass attempts to reach 5,000 in his career.
- Has 2,883 completions. Needs 117 completions to reach 3,000 in his career.
- Has 33,173 passing yards. Needs 1,676 passing yards to reach 35,000 in his career.

LS JOHN DENNEY...

- Extending his consecutive games played streak, which currently stands at a franchise-record 197, having played in every game in his 13-year career.
- Has played in 197 games. Needs to play eight games to surpass Jason Taylor (204) for second place in team history for most games played.

RB KENYAN DRAKE...

- Has one kickoff return touchdown. Needs one kickoff return touchdown to tie for second (Ted Ginn, Jr.) in all-time team history and one kickoff return touchdown to join Mercury Morris (1969-71) as the only Dolphins to return kickoffs for touchdowns in consecutive seasons.

TE ANTHONY FASANO...

- Has 2,104 receiving yards as a Dolphin. Needs 352 receiving yards to surpass Bruce Hardy (2,455) for second place in team history among tight ends.
- Has 23 receiving touchdowns as a Dolphin. Needs three receiving touchdowns to surpass Bruce Hardy (25) and become the team's all-time leader among tight ends.
- Has 287 receptions. Needs 13 receptions to reach 300 in his career.
- Has 3,171 receiving yards. Needs 329 receiving yards to reach 3,500 in his career.
- Has 35 touchdown receptions. Needs five touchdown receptions to reach 40 in his career.
- Has played in 169 games. Needs to play in six games to become just the 36th NFL tight end of all time to play in 175 career games.

WR JAKEEM GRANT...

- Has one punt return touchdown. Needs one punt return touchdown to tie the all-time team lead (Freddie Solomon, Tom Vigorito, O.J. McDuffie) and one punt return touchdown to join Freddie Solomon (1975-76) and Tom Vigorito (1981-82) as the only Dolphins to return punts for touchdowns in consecutive seasons.

DE WILLIAM HAYES...

- Has 46 starts. Needs to start four games to reach 50 in his career.
- Has 323 tackles. Needs 27 tackles to reach 350 in his career.
- Has 35.5 sacks. Needs 4.5 sacks to reach 40.0 in his career.

T JA'WUAN JAMES...

- Has played in and started 44 games. Needs to play in and start six games to reach 50 in his career.

S RESHAD JONES...

- Has played in 99 games. Needs to play in one game to reach 100 in his career.
- Has 9.5 sacks. Needs two sacks to surpass Jeremiah Bell (11) and become the team's all-time leader for most sacks by a defensive back.
- Has 575 tackles. Needs 25 tackles to reach 600 in his career.
- Has 17 interceptions. Needs three interceptions to reach 20 in his career.
- Has 41 passes defended. Needs nine passes defended to reach 50 in his career.

WR JARVIS LANDRY...

- Has 326 receptions. Needs 17 receptions to surpass Anquan Boldin (342) for the most receptions by an NFL player in his first four seasons.
- Has 326 receiving yards this season. Needs 674 receiving yards to become the first player in Dolphins history with three consecutive 1,000-yard seasons.
- Has 3,323 receiving yards. Needs 677 receiving yards to reach 4,000 for his career.
- Has 15 receiving touchdowns. Needs five touchdown receptions to reach 20 for his career.

LB REY MAUALUGA...

- Has 116 games played. Needs nine games played to reach 125 in his career.
- Has 586 total tackles. Needs 14 tackles to reach 600 and 64 tackles to reach 650 in his career.
- Has seven interceptions. Needs three interceptions to reach 10 in his career.
- Has 22 passes defended. Needs three passes defended to reach 25 in his career.

CB BYRON MAXWELL...

- Has 46 starts. Needs four starts to reach 50 in his career.
- Has 195 total tackles. Needs five tackles to reach 200 in his career.
- Has 10 interceptions. Needs five interceptions to reach 15 in his career.

CB BOBBY McCAIN...

- Has 82 total tackles. Needs 18 tackles to reach 100 in his career.



WHAT TO LOOK FOR IN 2017

QB MATT MOORE...

- Has played in 45 games. Needs to play in five games to reach 50 in his career.
- Has 6,077 passing yards. Needs 923 passing yards to reach 7,000 in his career.
- Has 41 passing touchdowns. Needs nine passing touchdowns to reach 50 in his career.

WR DeVANTE PARKER...

- Has 1,474 receiving yards. Needs 526 receiving yards to reach 2,000 in his career.
- Has 101 receptions. Needs 49 receptions to reach 150 in his career.
- Has eight receiving touchdowns. Needs two receiving touchdowns to reach 10 in his career.

K CODY PARKEY...

- Has 62 field goals made. Needs 13 field goals made to reach 75 in his career.
- Has 85 extra points made. Needs 15 extra points made to reach 100 in his career.
- Has 271 points scored. Needs 29 points to reach 300 in his career.

WR KENNY STILLS...

- Has played in 68 games. Needs to play in seven games to reach 75 in his career.
- Has 45 starts. Needs five starts to reach 50 in his career.
- Has 178 receptions. Needs 22 receptions to reach 200 in his career.
- Has 2,901 receiving yards. Needs 99 receiving yards to reach 3,000 in his career.
- Has 22 receiving touchdowns. Needs three receiving touchdowns to reach 25 in his career.

DT NDAMUKONG SUH...

- Has played in 115 games. Needs to play in 10 games to reach 125 in his career.
- Has 115 starts. Needs 10 starts to reach 125 in his career.
- Extending his consecutive games started streak, which currently stands at 88. The current mark is second among all active NFL defensive tackles (Domata Peko, 117).
- Has 387 total tackles. Needs 13 tackles to reach 400 in his career.
- Has 49.0 sacks. Needs one sack to reach 50 in his career.
- Has 26 passes defended. Needs four passes defended to reach 30 in his career.

TE JULIUS THOMAS...

- Has 45 starts. Needs five starts to reach 50 in his career.
- Has 2,126 receiving yards. Needs 374 receiving yards to reach 2,500 in his career.
- Has 33 receiving touchdowns. Needs seven receiving touchdowns to reach 40 in his career.
- Has two seasons with 10+ touchdown receptions. Needs 10 receiving touchdowns to become the fifth tight end in NFL history with three double-digit touchdown seasons (Antonio Gates, Jimmy Graham, Rob Gronkowski and Tony Gonzalez).

LB LAWRENCE TIMMONS...

- Has 973 total tackles. Needs 27 tackles to become just the 46th NFL player since 1994 to reach 1,000 career tackles.
- Has 35.5 sacks. Needs 4.5 sacks to reach 40.0 in his career.
- Has 13 forced fumbles. Needs two forced fumbles to reach 15 in his career.
- Has 12 interceptions. Needs three interceptions to reach 15 in his career.
- Has 44 passes defended. Needs six passes defended to reach 20 in his career.

DE CAMERON WAKE...

- Has recorded 85 sacks in his Dolphins career. Needs eight sacks to surpass Jason Taylor (92.5) for most sacks by a Dolphins player in the first nine seasons on the team.
- Has recorded five games with three-plus sacks in his career. Needs one game with three-or-more sacks to move into a tie for first place for the most games with three-plus sacks in franchise history, joining Jason Taylor (six games).
- Has 3.5 sacks this season. Need 6.5 sacks to become the 11th player in NFL history (since 1982) and just the third in the past 15 years (John Abraham and Julius Peppers) to record a double-digit sack season at the age of 35 or older.
- Has 291 total tackles. Needs nine tackles to reach 300 in his career.
- Has 14 passes defended. Needs one pass defended to reach 15 in his career.
- Has 21 forced fumbles. Needs four forced fumbles to reach 25 in his career.

RB DAMIEN WILLIAMS...

- Has scored eight touchdowns (three rushing and five receiving). Needs two touchdowns for 10 in his career.



RB Jay Ajayi is looking to become the third player in Dolphins history to rush for 1,000 yards in consecutive seasons



THE DOLPHINS VS. THE JETS

A DOLPHINS WIN WOULD...

- Be Miami's 13th win in its past 17 regular season games.
- Give the Dolphins a 4-2 mark or better through six games for the first time since 2003.
- Mark the team's ninth win in their past 11 game at Hard Rock Stadium.
- Give the Dolphins wins in their first two games at Hard Rock Stadium since 2005.

SERIES HISTORY

REGULAR SEASON (N.Y. JETS LEAD 53-48-1)
POSTSEASON (MIAMI LEADS 1-0)

DATE	GAME	DATE	GAME
9/9/1966	N.Y. Jets 19, at Miami 14	11/1/1992	at N.Y. Jets 26, Miami 14
11/20/1966	at N.Y. Jets 30, Miami 13	12/20/1992	at Miami 19, N.Y. Jets 17
10/1/1967	at N.Y. Jets 29, Miami 7	9/12/1993	N.Y. Jets 24, at Miami 14
10/22/1967	N.Y. Jets 33, at Miami 14	11/7/1993	at N.Y. Jets 27, Miami 10
12/1/1968	at N.Y. Jets 35, Miami 17	9/18/1994	at Miami 28, N.Y. Jets 14
12/15/1968	N.Y. Jets 31, at Miami 7	11/27/1994	Miami 28, at N.Y. Jets 24
11/2/1969	at N.Y. Jets 34, Miami 31	9/3/1995	at Miami 52, N.Y. Jets 14
12/14/1969	N.Y. Jets 27, at Miami 9	10/22/1995	at N.Y. Jets 17, Miami 16
10/10/1970	Miami 20, at N.Y. Jets 6	9/15/1996	at Miami 36, N.Y. Jets 27
12/13/1970	at Miami 16, N.Y. Jets 10	12/22/1996	Miami 31, at N.Y. Jets 28
10/3/1971	N.Y. Jets 14, at Miami 10	10/12/1997	Miami 31, at N.Y. Jets 20
10/24/1971	Miami 30, at N.Y. Jets 14	11/9/1997	at Miami 24, N.Y. Jets 17
10/8/1972	Miami 27, at N.Y. Jets 17	10/4/1998	at N.Y. Jets 20, Miami 9
11/19/1972	at Miami 28, N.Y. Jets 24	12/13/1998	N.Y. Jets 21, at Miami 16
10/7/1973	at Miami 31, N.Y. Jets 3	12/12/1999	at N.Y. Jets 28, Miami 20
11/4/1973	Miami 24, at N.Y. Jets 14	12/27/1999	N.Y. Jets 38, at Miami 31
10/7/1974	at Miami 21, N.Y. Jets 17	10/23/2000	at N.Y. Jets 40, Miami 37 (OT)
11/24/1974	at N.Y. Jets 17, Miami 14	11/19/2000	N.Y. Jets 20, at Miami 3
10/19/1975	Miami 43, at N.Y. Jets 0	10/14/2001	at N.Y. Jets 21, Miami 17
11/9/1975	at Miami 27, N.Y. Jets 7	11/18/2001	N.Y. Jets 24, at Miami 0
9/26/1976	at Miami 16, N.Y. Jets 0	9/22/2002	at Miami 30, N.Y. Jets 3
11/7/1976	Miami 27, at N.Y. Jets 7	11/10/2002	at N.Y. Jets 13, Miami 10
10/16/1977	at Miami 21, N.Y. Jets 17	9/14/2003	Miami 21, at N.Y. Jets 10
11/6/1977	Miami 14, at N.Y. Jets 10	12/28/2003	at Miami 23, N.Y. Jets 21
9/3/1978	at N.Y. Jets 33, Miami 20	10/3/2004	N.Y. Jets 17, at Miami 9
11/26/1978	N.Y. Jets 24, at Miami 13	11/1/2004	at N.Y. Jets 41, Miami 14
9/30/1979	at N.Y. Jets 33, Miami 27	9/18/2005	at N.Y. Jets 17, Miami 7
12/15/1979	N.Y. Jets 27, at Miami 24	12/18/2005	at Miami 24, N.Y. Jets 20
10/27/1980	at N.Y. Jets 17, Miami 14	10/15/2006	at N.Y. Jets 20, Miami 17
12/20/1980	N.Y. Jets 24, at Miami 17	12/25/2006	N.Y. Jets 13, at Miami 10
10/4/1981	at Miami 28, N.Y. Jets 28	9/23/2007	at N.Y. Jets 31, Miami 28
11/22/1981	at N.Y. Jets 16, Miami 15	12/2/2007	N.Y. Jets 40, at Miami 13
9/12/1982	Miami 45, at N.Y. Jets 28	9/7/2008	N.Y. Jets 20, at Miami 14
12/18/1982	at Miami 20, N.Y. Jets 19	12/28/2008	Miami 24, at N.Y. Jets 17
1/23/1983	*at Miami 14, N.Y. Jets 0	10/12/2009	at Miami 31, N.Y. Jets 27
10/16/1983	Miami 32, at N.Y. Jets 14	11/1/2009	Miami 30, at N.Y. Jets 25
12/16/1983	at Miami 34, N.Y. Jets 14	9/26/2010	N.Y. Jets 31, at Miami 23
11/4/1984	Miami 31, at N.Y. Jets 17	12/12/2010	Miami 10, at N.Y. Jets 6
11/26/1984	at Miami 28, N.Y. Jets 17	10/17/2011	at N.Y. Jets 24, Miami 6
10/14/1985	at N.Y. Jets 23, Miami 7	1/1/2012	at Miami 19, N.Y. Jets 17
11/10/1985	at Miami 21, N.Y. Jets 17	9/23/2012	N.Y. Jets 23, at Miami 20 (OT)
9/21/1986	at N.Y. Jets 51, Miami 45 (OT)	10/28/2012	Miami 30, at N.Y. Jets 9
11/24/1986	at Miami 45, N.Y. Jets 3	12/1/2013	Miami 23, at N.Y. Jets 3
10/18/1987	at N.Y. Jets 37, Miami 31 (OT)	12/29/2013	N.Y. Jets 20, at Miami 7
12/7/1987	at Miami 37, N.Y. Jets 28	12/1/2014	Miami 16, at N.Y. Jets 13
10/23/1988	N.Y. Jets 44, at Miami 30	12/28/2014	N.Y. Jets 37, at Miami 24
11/27/1988	at N.Y. Jets 38, Miami 34	10/4/2015	N.Y. Jets 27, at Miami 14 (at London, England)
9/24/1989	N.Y. Jets 40, at Miami 33	11/29/2015	at N.Y. Jets 38, Miami 20
11/12/1989	Miami 31, at N.Y. Jets 23	11/6/2016	at Miami 27, N.Y. Jets 23
10/7/1990	at Miami 20, N.Y. Jets 16	12/17/2016	Miami 34, at N.Y. Jets 13
11/11/1990	Miami 17, at N.Y. Jets 3	9/24/2017	at N.Y. Jets 20, Miami 6
9/29/1991	at N.Y. Jets 41, Miami 23		
12/22/1991	N.Y. Jets 23, at Miami 20 (OT)		

* - AFC Championship game

CONNECTIONS

PRO CONNECTIONS

- Dolphins **Executive VP of Football Operations Mike Tannenbaum** spent 16 seasons with the Jets serving a variety of roles: director of player contracts (1997-2000), assistant general manager (2001-05), director of pro personnel (2001-03), SVP of football operations (2004-05), general manager (2006-12).
- Dolphins **G Jesse Davis** went through 2016 offseason and training camp with the Jets and spent two weeks on their practice squad.
- Jets **QB Josh McCown** and Dolphins **QB Matt Moore** served as backup quarterbacks for the Carolina Panthers from 2008-09. McCown was also in training camp with the Dolphins in 2008.
- After playing in the UFL in 2010, Jets **QB Josh McCown** returned to the NFL where he served as Dolphins **QB Jay Cutler's** backup for the Chicago Bears from 2011-13. Dolphins **Tight Ends Coach Shane Day** served as Bears quarterbacks coach during the 2011 season. Jets **RB Matt Forte** (2008-15) played for the Bears with Cutler (2009-15), **G/T Jermon Bushrod** (2013-15), and **RB Senorise Perry** (2013-15). Dolphins **Head Coach Adam Gase** served as the Bears Offensive Coordinator in 2015.
- Jets **QB Josh McCown** also played with Dolphins **CB Alterraun Verner** for the Tampa Bay Buccaneers in 2014 and Dolphins **K Cody Parkey** for the Cleveland Browns in 2016.
- Dolphins **LB Lawrence Timmons** and Jets **DL Steve McClendon** played for the Pittsburgh Steelers from 2010-15.
- Dolphins **CB Byron Maxwell** and Jets **G James Carpenter** were drafted in 2011 by Seattle and played together for the Seahawks from 2011-14. Jets **WR Jermaine Kearse** also played with the pair in Seattle from 2012-14.
- Jets **Head Coach Todd Bowles** served as secondary coach and assistant head coach for the Dolphins from 2008-11. Bowles served as interim head coach for the last three games of 2011. The Dolphins went 2-1 under Bowles.
- Jets **Special Teams Coordinator Brant Boyer** was drafted by the Dolphins in the sixth round of the 1994 NFL draft and played for the Dolphins for one season in 1994.
- Several Jets coaches coached for the Dolphins: **Defensive Coordinator Kacy Rodgers** (2008-14, defensive line), **Defensive Backs Coach Joe Danna** (2010-11, assistant defensive backs), **Wide Receivers Coach Karl Dorrell** (2008-11, receivers, quarterbacks).
- Jets **Defensive Line Coach Robert Nunn** was the assistant defensive line coach for the Dolphins from 2000-02.

COLLEGE CONNECTIONS

- Dolphins **C/G Anthony Steen** played with Jets **T James Carpenter** at Alabama in 2009 and 2010. As a redshirt freshman in 2010, Steen started the final two games of the season at right guard, while Carpenter started at left tackle, as he did in every game he played in his two seasons at Alabama.
- Dolphins **RB Kenyan Drake** played with Jets **WR ArDarius Stewart** at Alabama from 2013-15. Dolphins **S Maurice Smith** also played with the pair from 2013-15 before transferring to Georgia.
- Dolphins **CB Xavien Howard** played with Jets **QB Bryce Petty** at Baylor from 2012-14. In 2014, Petty led the Bears in passing with 3,855 yards and 29 touchdowns, while Howard led the defense with four interceptions and 13 passes defended.
- Seven players on the Dolphins and Jets played at Clemson: Dolphins **CB Byron Maxwell** (2006-10), **DE Andre Branch** (2007-11), **LB Stephone Anthony** (2011-14), **CB Cordrea Tankersley** (2013-16), Jets **K Chandler Catanzaro** (2009-13), **WR Charone Peake** (2011-15), and **TE Jordan Leggett** (2013-16). Tankersley and Leggett were both starters on Clemson's 2016 national championship team.
- Dolphins **C Mike Pouncey** and Jets **OL Jonathon Harrison** played together at Florida from 2009-10. Harrison made his first career start alongside Pouncey in the 2010 Outback Bowl, Pouncey's final game with the Gators.
- Dolphins **RB Senorise Perry** (2010-13) and Jets **RB Bilal Powell** (2007-2010) both played running back at Louisville, playing together in 2010. Perry is tied for sixth in Cardinals history for single game rushing touchdowns with four, while Powell set the ninth highest mark for rushing yards in a single game with 209.
- Dolphins **WR Jarvis Landry** played with Jets **CB Morris Claiborne** at LSU in 2011. Dolphins **DT Davon Godchaux** and Jets **S Jamal Adams** also played at LSU, coming in as part of the 2014 recruiting class and playing together from 2014-16. All four players declared early and were selected in the ensuing NFL draft.
- Dolphins **T Laremy Tunsil** and Jets **CB Derrick Jones** were part of Ole Miss' 2013 recruiting class and played together for the Rebels from 2013-15.
- Dolphins **DE Charles Harris** redshirted as a freshman at Missouri in 2013, during Jets **DE Kony Ealy's** final year with the Tigers. Ealy and Harris are eighth and ninth, respectively, on Missouri's all-time single-season sack list, with Ealy tallying 9.5 in 2013 and Harris notching 9.0 in 2013.
- Jets **QB Christian Hackenberg** played with Dolphins **LB Mike Hull** at Penn State from 2013-14 and **S Jordan Lucas** from 2013-15.

HIGH SCHOOL/HOMETOWN CONNECTIONS

- Several Jets players went to high school in Florida: **WR Robby Anderson** (South Plantation), **S Terrence Brooks** (Dunnellon), **OL Jonathon Harrison** (South Lake), **TE Jordan Leggett** (Navarre), **S Marcus Maye** (Holy Trinity), **DL Claude Pelon** (Agape Christian Academy), **RB Bilal Powell** (Lake Gibson), **CB Darryl Roberts** (Lakeland), **DL Leonard Williams** (Mainland), **WR Jojo Natson** (Boyd Anderson).



THE DOLPHINS VS. THE JETS

SERIES FACTS (TEAM)

MIAMI'S LARGEST MARGIN OF VICTORY:

43 (Miami 43, at N.Y. Jets 0, 10/19/75)

N.Y. JETS' LARGEST MARGIN OF VICTORY:

27 (twice, last: N.Y. Jets 40, at Miami 13, 12/2/07)

CURRENT SERIES STREAK:

N.Y. Jets 1 (9/24/17)

MIAMI'S LARGEST WIN STREAK:

7 (9/12/82 - 11/26/84)

N.Y. JETS' LARGEST WIN STREAK:

8 (twice, last: 10/4/98 - 11/18/01)

MOST POINTS BY MIAMI:

52 (at Miami 52, N.Y. Jets 14, 9/3/95)

MOST POINTS BY N.Y. JETS:

51 (at N.Y. Jets 51, Miami 45, 9/21/86 [OT])

MOST POINTS, BOTH TEAMS:

96 (at N.Y. Jets 51, Miami 45, 9/21/86 [OT])

FEWEST POINTS BY MIAMI:

0 (N.Y. Jets 24, at Miami 0, 11/18/01)

FEWEST POINTS BY N.Y. JETS:

0 (three times, last: at Miami 14, N.Y. Jets 0, 1/23/83 [AFC Championship])

FEWEST POINTS, BOTH TEAMS:

14 (at Miami 14, N.Y. Jets 0, 1/23/83 [AFC Championship])

SERIES SUPERLATIVES

DOLPHINS

RUSHING YARDS:

178, Lamar Miller, at Miami, 12/28/14

PASSING YARDS:

521, Dan Marino, at Miami, 10/23/88

RECEPTIONS:

13, Jarvis Landry, at N.Y. Jets, 11/29/15

RECEIVING YARDS:

217, Mark Duper, at Miami, 11/10/85

JETS

RUSHING YARDS:

173, Freeman McNeil, at N.Y. Jets, 10/14/85

PASSING YARDS:

479, Ken O'Brien, at N.Y. Jets, 9/21/86

RECEPTIONS:

14, Al Toon, at N.Y. Jets, 11/27/88

RECEIVING YARDS:

221, Eric Decker, at Miami, 12/28/14

DOLPHINS PLAYERS VS. THE JETS

PLAYER	GP	RECORD	PASSING				
			A-C-I	YDS	PCT	TD	RTG
Jay Cutler	4	3-1	150-89-3	1,017	59.3	8	89.2
Matt Moore	4	2-1	103-61-5	706	59.2	6	79.2
TOTALS	8	5-2	253-150-8	1,723	59.3	14	85.1

PLAYER	GP	ATT	RUSHING				
			YDS	AVG	LG	TD	
Jay Ajayi	4	57	184	3.2	20T	1	
Damien Williams	7	10	34	3.4	23	0	
Jarvis Landry	6	3	33	11.0	15	0	
Jay Cutler	4	13	24	1.8	16	1	
Kenyan Drake	3	6	16	2.7	16	0	
Matt Moore	4	7	-5	-0.7	1	0	
TOTALS	28	96	286	3.0	23	2	

PLAYER	GP	NO	RECEIVING			
			YDS	AVG	LG	TD
Jarvis Landry	7	42	517	12.3	66T	2
Anthony Fasano	14	35	323	9.2	28	6
Kenny Stills	6	16	242	15.1	52T	2
DeVante Parker	5	15	181	12.1	33T	2
Julius Thomas	3	10	81	8.1	22T	2
Jay Ajayi	4	9	80	8.9	15	0
Damien Williams	7	8	59	7.4	19	0
MarQueis Gray	4	5	38	7.6	19	0
Jakeem Grant	3	1	12	12.0	12	0
Kenyan Drake	3	2	8	4.0	6	0
TOTALS	56	143	1,541	10.8	66T	14

PLAYER	GP	KOR	KICKOFF RETURNS			
			YDS	AVG	LG	TD
Jarvis Landry	7	11	269	24.5	34	0
Kenyan Drake	3	3	144	48.0	96T	1
Damien Williams	7	6	123	20.5	28	0
Jakeem Grant	3	4	69	17.3	34	0
Terrence Fede	5	1	13	13.0	13	0
MarQueis Gray	4	1	11	11.0	11	0
TOTALS	29	26	629	24.2	96T	1

PLAYER	GP	PR	PUNT RETURNS			
			YDS	AVG	LG	TD
Jarvis Landry	7	5	79	15.8	28	0
Jakeem Grant	3	5	33	6.6	13	0
TOTALS	10	10	112	11.2	28	0

PLAYER	GP	NO	PUNTING					
			YDS	AVG	LG	TB	I20	NET
Matt Haack	1	7	333	47.6	64	1	1	40.3
TOTALS	1	7	333	47.6	64	1	1	40.3

PLAYER	GP	KICKING						
		FGM	FGA	LG	XP	XPA	KO	TB
Cody Parkey	3	3	3	41	5	6	10	3
TOTALS	3	3	3	41	5	6	10	3



THE DOLPHINS VS. THE JETS

DOLPHINS PLAYERS VS. THE JETS

PLAYER	GP	DEFENSE						
		SOLO	ASST	SK	INT	PD	FF	FR
Reshad Jones	13	72	12	0.0	1	5	1	0
Lawrence Timmons	7	34	21	0.5	1	3	0	0
Cameron Wake	16	30	7	8.0	1	3	4	0
Kiko Alonso	5	23	17	0.0	1	3	0	0
Ndamukong Suh	7	19	6	1.0	0	1	1	1
Byron Maxwell	5	15	3	0.0	0	0	1	0
Michael Thomas	6	13	6	0.0	0	0	0	0
Andre Branch	5	9	1	1.0	0	0	0	0
William Hayes	4	9	0	1.0	0	0	0	0
Chase Allen	1	7	0	0.0	0	0	0	0
Nate Allen	2	7	0	0.0	0	0	0	0
Xavien Howard	2	7	0	0.0	0	4	0	0
Rey Mauluga	3	6	4	0.0	1	1	0	0
Bobby McCain	5	6	1	0.0	1	1	0	0
Walt Aikens	6	5	1	0.0	0	0	0	0
Jordan Phillips	4	5	0	0.0	1	2	0	0
Mike Hull	3	4	7	0.0	0	0	0	1
Alterraun Verner	3	2	4	0.0	2	2	0	1
Vincent Taylor	1	1	2	0.0	0	0	0	0
Davon Godchaux	1	1	0	0.0	0	0	0	0
Charles Harris	1	0	1	0.0	0	0	0	0
TOTALS	153	288	93	11.5	9	25	7	6



RB Kenyan Drake returned a kickoff 96 yards to give Miami a 27-23 victory in the team's last meeting at Hard Rock Stadium on Nov. 6, 2016.

HOW THEY COMPARE

JETS		CATEGORY	DOLPHINS	
STAT	RNK		RNK	STAT
318.7	21	Total Offense	32	242.8
213.5	22	Passing Offense	32	155.4
105.2	18	Rushing Offense	27	87.4
18.2	26	Scoring Offense	32	12.2
19	27	Sacks Allowed	8t	10
40.0	13	Third Down Offense	32	28.3
45.5	24t	Red Zone Offense	32	20.0
358.0	25	Total Defense	11	315.4
219.2	15	Passing Defense	22	235.0
138.8	28	Rushing Defense	4	80.4
21.7	13t	Scoring Defense	3	16.8
7	31	Sacks	21t	12
41.0	22	Third Down Defense	5	34.5
72.2	30	Red Zone Defense	17t	55.6
9t	9	Takeaways	27t	4
11	27t	Giveaways	6t	6

STATISTICAL LEADERS

CATEGORY	JETS		DOLPHINS	
	PLAYER	STAT	PLAYER	STAT
Completion Pct.	J. McCown	70.1	J. Cutler	61.6
Passing Yards	J. McCown	1,374	J. Cutler	857
Passer Rating	J. McCown	89.2	J. Cutler	75.2
Rushing Yards	B. Powell	240	J. Ajayi	391
Yards Per Carry	B. Powell	4.7	J. Ajayi	3.8
Rushing TDs	B. Powell	2	None	
Receptions	J. Kearse	26	J. Landry	38
Receiving Yards	J. Kearse	299	J. Landry	272
Receiving TDs	J. Kearse	3	Two tied	2
Tackles	D. Davis	53	Two tied	33
Sacks	D. Bass	2.0	C. Wake	3.5
Interceptions	T. Brooks	2	R. Jones	1
Forced Fumbles	Three tied	1	Four tied	1
Special Tms Tcks	Two tied	5	M. Thomas	3



THE LAST MEETING

2017 - WEEK 3

SEPT. 24, 2017 | EAST RUTHERFORD, N.J.
METLIFE STADIUM
ATTENDANCE: 77,562 | TV: CBS

SCORING SUMMARY

MIAMI 6

N.Y. JETS 20

	1	2	3	4	F
Miami	0	0	0	6	6
N.Y. Jets	0	10	10	0	20

The Dolphins said all week they were expecting a tough battle from the New York Jets regardless of what happened in the first two weeks of the NFL regular season, but they weren't expecting such a difficult afternoon at MetLife Stadium.

Veteran quarterback Josh McCown threw a 69-yard pass to Robby Anderson late in the first half and the Jets defense stifled the Dolphins in a 20-6 victory Sunday afternoon.

The Dolphins, coming off a thrilling 2-point victory against the Los Angeles Chargers in their delayed season opener, were one play away from being shut out for the first time since Dec. 22, 2013. DeVante Parker scored on a 3-yard touchdown pass from Jay Cutler on the final play of the game before Cody Parkey missed the extra point, perhaps a fitting ending for this disappointing afternoon.

The Dolphins did not take a snap inside the Jets 45-yard line until the fourth quarter, which is also the only time they converted a third-down situation. The Dolphins were 0-for-3 in fourth-down conversions, including a pass by Matt Haack on a fake punt that resulted in an interception by safety Terrence Brooks.

Another fourth-down attempt came from the Jets 21-yard line early in the fourth quarter with the Dolphins trailing 20-0. The Dolphins reached the Jets 29-yard line later in the fourth quarter, but that drive ended with Brooks' second interception of the game.

Jay Ajayi, who rushed for 122 yards against the Chargers, was held to 16 yards on 11 carries.

The Dolphins defense started off strong, with Cameron Wake and Andre Branch each getting a sack in the first quarter, but the Jets started moving the ball effectively in the second quarter. The Dolphins also lost two defensive backs to injury when Byron Maxwell (eye) and Nate Allen (hamstring) left the game.

Maxwell returned and forced a turnover when he knocked the ball loose from running back Elijah McGuire and linebacker Mike Hull recovered the fumble.

SCORING DRIVES

TEAM	QTR	TIME	PLAY (EXTRA POINT) (DRIVE INFO)	MIA	NYJ
Jets	2	7:17	C.Catanzaro 40 yd. Field Goal (9-41, 5:42)	0	3
Jets	2	1:42	R.Anderson 69 yd. pass from J.McCown (C.Catanzaro kick) (3-71, 0:40)	0	10
Jets	3	9:48	B.Powell 1 yd. run (C.Catanzaro kick) (7-49, 4:06)	0	17
Jets	3	1:35	C.Catanzaro 22 yd. Field Goal (13-45, 6:58)	0	20
Dolphins	4	0:00	D.Parker 3 yd. pass from J.Cutler (kick failed, wl) (8-80, 2:15)	6	20

GAME STATISTICS

RUSHING (Att-Yds-TD):

Miami: J. Ajayi 11-16, J. Cutler 1-9, D. Williams 2-5, K. Drake 1-0.
N.Y. Jets: B. Powell 15-37-1, E. McGuire 7-34, M. Forte 8-25, J. McCown 4-7.

PASSING (A-C-Y-TD-I):

Miami: J. Cutler 44-26-220-1-1, M. Haack 1-0-0-0-0.
N.Y. Jets: J. McCown 23-18-249-1-0.

RECEIVING (Rec-Yds-TD):

Miami: D. Parker 8-76-1, J. Landry 6-48, K. Stills 4-51, J. Thomas 3-16, J. Ajayi 2-9, J. Grant 1-12, D. Williams 1-6, K. Drake 1-2.
N.Y. Jets: J. Kerley 5-42, A. Seferian-Jenkins 5-31, R. Anderson 3-95-1, J. Kearse 3-42, A. Stewart 1-24, L. Thomas 1-15.

SACKS (Sk-Yds):

Miami: C. Wake 1-11, A. Branch 1-5.
N.Y. Jets: B. Skrine 1-12, Ja. Adams 1-10, D. Bass 1-3.

INTERCEPTIONS (Int-Yds):

Miami: None
N.Y. Jets: T. Brooks 2-13.

FORCED FUMBLES:

Miami: B. Maxwell 1, N. Suh 1.
N.Y. Jets: None.

FUMBLE RECOVERIES (No-Yds):

Miami: M. Hull 1-0.
N.Y. Jets: None.

TEAM STATS

	MIA	NYJ
First Downs	16	16
Rushing	0	4
Passing	12	9
Penalty	4	3
3rd-Down Efficiency	1 for 12	4 for 13
4th-Down Efficiency	0 for 3	0 for 0
Total Net Yards	225	336
Total Net Plays	63	59
Average Gain	3.6	5.7
Net Yards Rushing	30	103
Rushes	15	34
Yards per Rush	2.0	3.0
Net Yards Passing	195	233
Completed - Attempted	26-45	18-23
Yards per Pass Play	4.1	9.3
Sacked - Yards Lost	3-25	2-16
Had Intercepted	2	0
Punts - Average	7-333-47.6	5-243-48.6
Return Yardage	28	44
Punts - Return Yards	2-13	4-31
Kickoffs - Return Yards	1-15	0-0
Interceptions - Return Yards	0-0	2-13
Penalties - Yards	8-51	10-94
Fumbles - Lost	1-0	3-1
Red-Zone Efficiency	1 for 1	1 for 2
Goal-to-Go Efficiency	1 for 1	1 for 2
Time of Possession	23:52	36:08



1972 PERFECT SEASON

The 45th anniversary of the 1972 undefeated Super Bowl champion Miami Dolphins will be celebrated at halftime of Sunday's game against the N.Y. Jets.

PERFECT MEMORIES



Written by Hall of Fame Coach Don Shula

Whenever I look around Hard Rock Stadium, I always admire all the names enshrined on the Dolphins Honor Roll. And while they all pay tribute to the many great athletes who played here, the one that means the most to me simply reads "1972 Miami Dolphins." If ever a team should be recognized in its entirety, it is that collection of winners.

The '72 team accomplished something so special in the annals of the NFL that it has yet to be equaled – an undefeated season. We went 17-0 that year and won the Super Bowl, establishing a tradition of success that proved to be the foundation for the franchise for the next 45 years. Our accomplishment that year remains the gold standard for single season success, a goal that every team shoots for but no one else has yet to achieve.

The team was filled with leaders, on both sides of the ball. The offense alone had five Hall of Famers – Bob Griese, Larry Csonka, Jim Langer, Larry Little and Paul Warfield. And each of them certainly made their mark that season. But they were supported by so many more, whether it was Mercury Morris rushing for 1,000 yards or Earl Morrall rising up to fill in admirably for an injured Griese. Because of those great players on offense, I've always thought that our "No-Name" defense never got the recognition they deserved. But they certainly made a statement that no one could miss when they shut down the Redskins' offense in Super Bowl VII. It took far too long for that defense to claim a Hall of Famer of its own – Nick Buoniconti – and others should be in there with him.

No matter what side of the ball they played on, though, the one thing everyone on that team had in common was a commitment to win – to sacrifice individual achievements for team goals. They didn't look at statistics – just the scoreboard. And they didn't care about the credit – just the victories.

They were the very definition of a team, with tight bonds that exist to this day. And in the end, it was that attitude that set them apart – that made them the most special collection of athletes that we have ever seen. That's why I'm proud to forever be associated with them – the undefeated 1972 Miami Dolphins – the greatest team in sports history.

PERFECTION AT A GLANCE

REGULAR SEASON RECORD: 14-0

POSTSEASON RECORD: 3-0

RUSHING LEADER: RB Larry Csonka 213 carries, 1,117 yards, 6 TDs

RECEIVING LEADER: WR Paul Warfield 29 receptions, 606 yards, 3 TDs.

PASSING LEADER: QB Earl Morrall 150 attempts, 83 completions, 1,360 yards, 11 TDs, 7 INTs, 91.0 rating

INTERCEPTIONS LEADER: S Jake Scott 5 interceptions

SACKS LEADER: DE Vern Den Herder 10.5 sacks

TACKLES LEADER: Nick Buoniconti 72 solo, 74 assists, 146 total

MVP: QB Earl Morrall

PRO BOWL SELECTIONS:

- S Dick Anderson
- LB Nick Buoniconti (dnp)
- RB Larry Csonka (dnp)
- T Norm Evans
- G Larry Little
- RB Mercury Morris
- S Jake Scott
- DE Bill Stanfill (dnp)
- WR Paul Warfield (dnp)

FUTURE HALL OF FAMERS:

- Head Coach Don Shula
- LB Nick Buoniconti
- RB Larry Csonka
- QB Bob Griese
- C Jim Langer
- G Larry Little
- WR Paul Warfield



Front Row (left to right): Jake Scott, Lloyd Mumphord, Henry Stuckey, Marlin Briscoe, Charles Babb, Otto Stowe, Tim Foley, Garo Yepremian.

Second Row: Trainer Bob Lundy, Mary Fleming, Hubert Ginn, Mercury Morris, Dick Anderson, Larry Csonka, Jim Del Gaizo, co-captain Nick Buoniconti, co-captain Larry Little, Managing General Partner Joseph Robbie, Head Coach Don Shula, co-captain Bob Griese, Charlie Leigh, Ed Jenkins, Paul Warfield, Karl Noonan, Larry Seiple.

Third Row: ass't. equipment manager Jim Cheever, ass't. trainer Stan Taylor, equipment manager Dan Dowe, Jim Riley, Howard Twilley, Jim Kiick, Mike Kadish, Earl Morrall, Curtis Johnson, Jesse Powell, Bob Matheson, Al Jenkins, Jim Mandich, Mike Kolen, Doug Crusan, Bill Stanfill, ass't. coach Tom Keane, ass't. coach Mike Scarry.

Fourth Row: ass't. coach Bill Arnsperger, Larry Ball, Jim Dunaway, Wayne Moore, Maulty Moore, Doug Swift, Manny Fernandez, Bob Kuechenberg, Jim Langer, Howard Kindig, Vern Den Herder, Norm Evans, Bob Heinz, ass't. coach Monte Clark, ass't. coach Howard Schnellenberger, ass't. coach Carl Taseff.



FREE AGENCY TRACKER

The Dolphins were active in the 2017 free agency market. The team re-signed nine players who ended the 2016 season with the club, while also adding another five unrestricted free agents and two players from trades. Below tracks the players the team has signed, as well as those who ended the 2016 season on the Miami roster and their current status.

PLAYERS RETAINED OR ADDED

PLAYERS FROM 2016 RE-SIGNED (9)

Kiko Alonso	LB	
Andre Branch	DE	
Jermon Bushrod	G/T	
John Denney	LS	
Mike Hull	LB	
Anthony Steen	C/G	
Kenny Stills	WR	
Michael Thomas	S	
Damien Williams	RB	

UNRESTRICTED FREE AGENTS SIGNED (5)

Nate Allen	S	Oakland
Anthony Fasano	TE	Tennessee
Ted Larsen	C/G	Chicago
T.J. McDonald	S	L.A. Rams
Lawrence Timmons	LB	Pittsburgh

TRADE (2)

Julius Thomas	TE	Jacksonville
William Hayes	DE	L.A. Rams

* As of October 16, 2017

PLAYERS FROM 2016 ROSTER NOT CURRENTLY WITH THE DOLPHINS

RETIRED (1)

Jordan Cameron	TE	
----------------	----	--

UNRESTRICTED FREE AGENTS (4)

Donald Butler	LB	
Jelani Jenkins	LB	
Mario Williams	DE	
T.J. Yates	QB	

FREE AGENTS (5)

Isa Abdul-Quddus	S	
Ifo Ekpre-Olomu	CB	
Dominique Jones	TE	
Spencer Paysinger	LB	
Bacarri Rambo	S	

UNRESTRICTED FREE AGENTS LOST (1)

Dion Sims	TE	Chicago
-----------	----	---------

FREE AGENTS LOST (2)

Dion Jordan	DE	Seattle
Earl Mitchell	DT	San Francisco

TRADED (1)


Branden Albert	T	Jacksonville
----------------	---	--------------



S Nate Allen




TE Anthony Fasano



DE William Hayes



C/G Ted Larsen



S T.J. McDonald



TE Julius Thomas




LB Lawrence Timmons



MIAMI DOLPHINS 2017 DRAFT CLASS

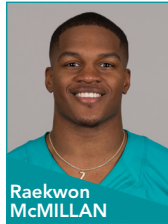
Rd 1 // Pick 22



**Charles
HARRIS**

Missouri // DE
6-3 // 260


Rd 2 // Pick 54



**Raekwon
McMILLAN**

Ohio State // LB
6-2 // 243

Rd 3 // Pick 97



**Cordrea
TANKERSLEY**

Clemson // CB
6-1 // 200

Rd 5 // Pick 164



**Isaac
ASIATA**

Utah // G
6-3 // 323

Rd 5 // Pick 178



**Davon
GODCHAUX**

LSU // DT
6-4 // 299

Rd 6 // Pick 194



**Vincent
TAYLOR**

Oklahoma State // DT
6-3 // 310

Rd 7 // Pick 237



**Isaiah
FORD**

Virginia Tech // WR
6-2 // 195

MIAMI DOLPHINS 2017 UNDRAFTED ROOKIE CLASS



**Chase
ALLEN**

Southern Illinois // LB
6-4 // 241



**Matt
HAACK**

Arizona State // P
6-1 // 185




**Malcolm
LEWIS**

Miami (Fla.) // WR
5-10 // 190




**Cameron
MALVEAUX**

Houston // DE
6-6 // 270




**Torry
McTYER**

UNLV // CB
6-0 // 195



**Drew
MORGAN**

Arkansas // WR
6-0 // 193




**De'Veon
SMITH**

Michigan // RB
5-11 // 228



**Eric
SMITH**

Virginia // T
6-5 // 300



**Maurice
SMITH**

Georgia // S
6-0 // 195



HARD ROCK STADIUM MODERNIZATION



Hard Rock Stadium is a global entertainment destination that encompasses art, culture, some of the best food in the region, diversity, an elevated fan experience and the best Miami has to offer. The venue serves as home to the Miami Dolphins, University of Miami football team, Orange Bowl, Super Bowl LIV and the 100th anniversary of the NFL, College Football Playoff Semifinals, major concerts, international soccer and a host of world-class events. This multi-purpose, open-air complex is in the midst of a multi-year, \$500 million renovation to enhance the fan experience. The modernization is being privately funded by Stephen Ross.



#ARTUNEXPECTED

Goldman Global Arts and the Miami Dolphins collaborated to transform Hard Rock Stadium into a vibrant, monumental public art experience. Highlighting 18 artists from ten countries, the landmark mural project looks to create an artistic legacy and cement Hard Rock Stadium as an iconic, world class, cultural venue of Miami.

The collection at Hard Rock Stadium is one of the world's largest street art museums, curated by Goldman Global Arts. The exceptional line-up of international artists brings a variety of techniques and styles together to create a jaw-dropping tapestry of urban art contained in a single location.





HARD ROCK STADIUM MODERNIZATION

NEW SEATING PRODUCTS

Hard Rock Stadium's modernization included doubling unique seating experiences from 8 to 16. Some of the newest seating products include:

The 72 Club: The 598 seats in the 72 Club take the premium seating experience to another level. It's the most luxurious seating experience in all of South Florida sports and entertainment. Seats are double-padded, have 11 inches more legroom and are located at midfield. At any point in-game, guests are able to walk on the field on their way to a private club designed by the Rockwell Group.



Living Room Boxes: Hard Rock Stadium created four-person private Living Room Boxes. Located on the 35-yard line and within the Atos Club presented by Dell EMC and Ford Field Clubs in the end zones, Living Room Boxes are the biggest, most comfortable seats in the stadium. These boxes give guests the ability to watch replays and highlights on their own private screens.

Hyundai Club: The Hyundai Club is a club located between the 30-yard lines on the north side that offers wider, padded seats. The club is designed by the Rockwell Group.

Corner Terraces: The 100 level Corner Terraces provide a unique social experience where guests can watch the game from a high-top table and comfortable swivel chairs. Corner Terraces provide guests the enjoyment of sitting with family or friends without being confined to a row of seats.



PHASE I

Phase I of the project that was completed for the 2015 season changed every seat in the stadium, rebuilt the concourses on the 100 and 300 levels, reduced capacity from 76,018 to 64,767, moved seats 25 feet closer to the field on the north and south sidelines, introduced five new premium spaces and allowed fans to enjoy improved food, enhanced concourses and 16 new restroom facilities throughout the venue.

Hard Rock Stadium's renovation stands apart in enhancing every fan experience. In delivering a new caliber of luxury, Phase I introduced The NINE hosted by Aston Martin Residences Miami, The 72 Club, the Hyundai Club, Ford Field Club and the Atos Club presented by Dell EMC.

For the everyday fan, new seating experiences debuted in the corner terraces, providing a unique social experience where guests watch the game from a half-round table and comfortable swivel chairs. Corner Terraces provide guests the enjoyment of sitting with family or friends without being confined to a row of seats.

The NINE hosted by Aston Martin Residences Miami: The NINE hosted by Aston Martin Residences Miami are nine open-air suites between the 30-yard lines that connect to a private club designed by the Rockwell Group. The NINE offers the best view of the field with the convenience of a private club.





HARD ROCK STADIUM MODERNIZATION

PHASE II

For the 2016 season, a state-of-the-art canopy was installed that keeps as many as 92 percent of fans in the shade and protected from the rain along with four giant high-definition video boards.

On Aug. 17, 2016, the Miami Dolphins christened the second phase of the renovation with a landmark 18-year naming rights agreement with Hard Rock International to name the newly renovated facility Hard Rock Stadium.

Video Boards

- Four 1,472-inch screens in each corner of the stadium for a total of 22,400 sq. ft. – the largest in the AFC East (compared to 12,000 total square footage in old stadium).
- A total of 18 million LEDs will showcase game day on the boards.
- High-definition picture positioned for easy sightlines for every fan.

Miami Dolphins
TOTAL: 22,400 SQ. FT.



NEW YORK JETS
TOTAL: 14,160 SQ. FT.



BUFFALO BILLS
TOTAL: 12,253 SQ. FT.



NEW ENGLAND PATRIOTS
TOTAL: 11,306 SQ. FT.



SHADE CANOPY

- Shades approximately 92 percent of fans (increase from 17 percent in old stadium).
- The shade canopy is approximately 626,000 square feet [14.37 acres] and is comprised of 17,000 tons of steel.
- Covering the remainder of the canopy area [94,000 square feet] immediately adjacent to the ocular over the field is a translucent material called ETFE. This material provides supplemental light in the bowl while reducing solar heat.
- Four spires rise an additional 200 feet above the roof surface achieving a total height of 357 feet from the ground. Several steel cables secured at the top of each spire will be extended to the roof to provide additional structural support. Cable diameters range between 3.5" to 5.5" in diameter.

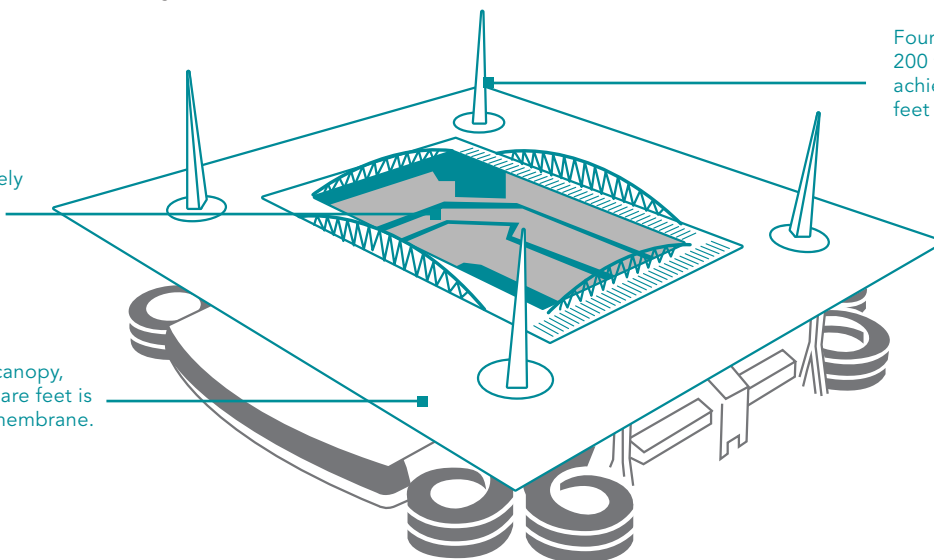
FIELD FACTS

- First team in the NFL to use Paspalum Platinum (shorter versions are Platinum TE or TE). The TE species works well in warm climates with growth not hindered in shade.
- Texture: Courser, thicker grass
- Feel: TE is thicker and lusher so there is a difference in feel and cushion in footing
- Sustainability: More shade tolerance
- Growth: TE grows aggressively and requires less nitrogen in the fertilizer than Bermuda.
- Color Variation: TE is a lighter green shade.

Shades approximately 92 percent of fans (increase from 17 percent currently).

The main area of canopy, some 530,000 square feet is a single ply TPO membrane.

Four Spires rise an additional 200 feet above the roof surface achieving a total height of 357 feet from the ground





HARD ROCK STADIUM MODERNIZATION

ALL NEW BANKUNITED CLUB LEVEL

The 2017 renovation brought additional luxury to the midsection of the stadium, renovating the BankUnited Club Level.

- Hard Rock Stadium's 147 suites were completely renovated during the 2016-2017 offseason. These suites offer luxury and comfort in the ultimate setting to watch any event.
- Suites vary in size from 10 seats up to 50 seats offering air conditioning and NFL Sunday Ticket, multi-feed sound systems, refrigerators, ice-makers and private telephone services.
- Suite attendants provide personal service in each suite during the games. Centerplate caters the suites with a wide-variety of food and beverages from which to choose.

New in 2017, Hard Rock Stadium features Theatre Boxes on the BankUnited Club Level. These 4-6 person individual boxes are located in a shared suite environment with inclusive food and beverage. Hard Rock Stadium also debuted four new corner clubs, – including the new UHealth, University of Miami Health System Cornerstone Club – giving suite members access to the corner's interior space and bar.



PHASE III

Unveiled in 2017 are remodeled, modernized suites throughout the stadium offering a more intimate club space on the BankUnited Club Level with improved amenities and food, as well as the addition of theatre boxes and four new corner clubs.

Phase III of the renovation brought new party terraces on the 300 level of Hard Rock Stadium. These party terraces have a bar that services guests on the concourse, as well as a double-sided bar with awesome views of the field. Each corner includes two semi-private spaces that each can hold up to 100 people – creating a new experience for a total of 800 guests per event. The Dolphins additionally have made a commitment to donate a party terrace of 100 military tickets each game to local troops serving our country.

Throughout Phase III of the renovation, the exterior of the facility saw enhancements in the redesign of the parking lots and landscaping.

A NEW LUXURY PARTNERSHIP

Hard Rock Stadium has attracted world-renowned iconic brands to the space, including a great partnership with Aston Martin Residences Miami. Luxury real estate company G&G Business Developments and the Miami Dolphins announced a long-term partnership to rename The NINE hosted by Aston Martin Residences at 300 Biscayne Boulevard Way.

During the Phase III renovations, The NINE also received new teak flooring, enhancing the most luxurious atmosphere in sports to create the feel of watching a game from the back of a yacht.





MIAMI DOLPHINS IN THE COMMUNITY



WR Kenny Stills, TE Julius Thomas and S Michael Thomas joined Dolphins executives, NFL Commissioner Roger Goodell and the North Miami Police Department in a ride along last week

MIAMI DOLPHINS PLAYERS LINK WITH NORTH MIAMI POLICE AND BROWARD SHERIFF'S OFFICE FOR COMMUNITY EVENT

Miami, FL – Miami Dolphins players, along with NFL Commissioner Roger Goodell, Miami Dolphins President & CEO Tom Garfinke, NFL and Dolphins staff joined members of the North Miami Police Department and Broward Sheriff's Office to show support and take part in a ride along. The idea for this collaboration was borne from a town hall meeting in September 2016 with the Ross Initiative in Sports for Equality (RISE), community leaders, law enforcement and youth coaches.

Miami Dolphins players Kenny Stills, Julius Thomas and Michael Thomas, Goodell and Garfinke connected with law enforcement at the North Miami Police Department. There they had a discussion on community policing followed by a simulated training session. The group traveled to North Miami Middle School and Arch Creek Elementary School to visit with youth and pass out football trading cards sponsored by Panini America and assorted Dolphins items.

Later in the afternoon, Miami Dolphins players Kenyan Drake and Davon Godchaux connected with law enforcement at Broward Sheriff's Office (BSO). The group then visited Olsen Middle School's after-school program to interact with youth and conduct football drills with the kids. The group conducted a BSO roll call and visited Vincent Torre Park where the Lauderdale Lakes football league was practicing. The players conducted some football drills and passed out football trading cards and assorted Dolphins items.



WR Kenny Stills, TE Julius Thomas, S Michael Thomas and NFL Commissioner Roger Goodell met with the North Miami Police Department to show support and discuss community policing



S Michael Thomas, NFL Commissioner Roger Goodell and North Miami police officers visited Arch Creek Elementary School to visit with youth and pass out football trading cards



MIAMI DOLPHINS IN THE COMMUNITY



The Miami Dolphins raised more than \$6 million at Dolphins Cancer Challenge VII

TOTAL RAISED BY DOLPHINS CANCER CHALLENGE HITS \$22.5M+ FOR CANCER RESEARCH AT SYLVESTER COMPREHENSIVE CANCER CENTER

DCC VII RAISED LARGEST GIFT IN EVENT HISTORY OF MORE THAN \$6M

Miami, FL – The Miami Dolphins announced the Dolphins Cancer Challenge VII (DCC VII) raised \$6,000,157 for innovative cancer research at Sylvester Comprehensive Cancer Center at the University of Miami Miller School of Medicine, bringing the event's seven-year total to more than \$22.5M.

"We are proud of what we accomplished this year in raising a record amount of funds for innovative cancer research at Sylvester," DCC Chair & Vice Chairman of Rialto Capital Management Eric Feder said. "The DCC's commitment to fighting all types of cancers is truly remarkable, and we look forward to continuing to make a difference in DCC VIII."

Started in 2010 by the Miami Dolphins as the signature initiative of the Miami Dolphins Foundation's health pillar, the DCC is dedicated to improving people's lives through the financial support of innovative cancer research at Sylvester.

"Today's gift to Sylvester is an incredible demonstration of the growing commitment and community support that embodies the Dolphins Cancer Challenge," Sylvester Comprehensive Cancer Center Director Stephen D. Nimer, M.D., said. "The Miami Dolphins have been unparalleled partners in raising money to fund the recruitment of outstanding faculty and the transformational cancer research taking place at Sylvester. We are so grateful to the South Florida community that generates those funds by participating in the DCC; together our efforts provide hope to cancer patients throughout the region."

The Miami Dolphins and Dolphins Cancer Challenge supported the NFL's Crucial Catch campaign designed to raise awareness of early detection and risk reduction of cancers in their home opener vs. the Tennessee Titans. Sylvester Comprehensive Cancer Center serves as the presenting Sponsor of the Crucial Catch game and all fans attending the game received a Cancer Awareness wristband upon entry to Hard Rock Stadium.

Before the game, fans were invited to visit Crucial Catch activities on the NE and SE plazas. Sylvester invited Dolphins fans to write words of encouragement or the name of a person that has been touched by cancer on origami paper cranes in a beautiful hanging display based on old Japanese tradition that 1,000 paper cranes will bring good luck. The hanging cranes were displayed at Sylvester Comprehensive Cancer Center.

The DCC gifted the largest single donation an NFL franchise has presented to a charity at halftime. The halftime presentation featured 100 yards of Cancer Survivors in support of cancer research. Immediately following the check presentation, 40 cancer survivors and doctors from Sylvester took part in a "We Are Cancer Fighters" card tribute.

For more information, please visit www.dolphincancerchallenge.com.



MIAMI DOLPHINS IN THE COMMUNITY

MIAMI DOLPHINS COLLABORATE WITH FACEBOOK & ASBN TO LIVE STREAM HIGH SCHOOL FOOTBALL GAMES ACROSS MIAMI-DADE AND BROWARD COUNTIES

Miami, Fla. – The Miami Dolphins announced they are working with Facebook and ASBN to become the first NFL team to live stream high school football games on the social platform. The games, featuring teams from Miami-Dade and Broward counties, will be available to people on Watch, Facebook’s new platform for shows. Fans can add these games to their watchlist by following the [Miami Dolphins High School Live Show Page](#).

Prior to kickoff, the Dolphins also will stream “The Audible: Football Fridays,” a 30-minute program hosted by former Dolphins Kim Bokamper and Joe Rose. The social and interactive show promotes high school football in both counties, talks about the upcoming Dolphins game and is available on Facebook, Periscope and YouTube. The show’s earlier announced slate of games now features five rescheduled matchups due to Hurricane Irma.

The first streamed contest featured Deerfield Beach High School vs. St. Thomas Aquinas High School on Friday, Oct. 6 at 7 p.m. ET. Those tuning into the broadcast will hear analysis and discussion from correspondents and audience interaction will be encouraged via live chats.

“By working with Facebook and ASBN, the Miami Dolphins are once again proving to be innovative adaptors by bringing football and technology together,” Miami Dolphins Senior Vice President of Communications & Community Affairs Jason Jenkins said. “This program will further our mission of celebrating youth football in South Florida and now bring the stories of these coaches, players and teams to a national audience.”

MIAMI DOLPHINS HIGH SCHOOL LIVE & “THE AUDIBLE: FOOTBALL FRIDAYS” SCHEDULE

DATE	TIME	GAME	LOCATION
10/6	7 p.m.	Deerfield Beach at St. Thomas Aquinas	St. Thomas Aquinas
10/13	7 p.m.	American Heritage at Cardinal Gibbons	Cardinal Gibbons
10/20	7 p.m.	Miami Northwestern vs. Miami Central	Traz Powell Stadium
10/27	7 p.m.	Miramar at Western	Western
11/3	7 p.m.	Miramar at St. Thomas Aquinas	St. Thomas Aquinas



Joe Rose and Kim Bokamper host The Audible: Football Friday and were joined by Dolphins CB Jordan Lucas and SVP of Alumni Relations and Dolphins alumni Nat Moore



MIAMI DOLPHINS IN THE COMMUNITY



WR Jarvis Landry (center) meets with members of the Hollywood Hills girls flag football team

MIAMI DOLPHINS YOUTH PROGRAMS INITIATIVES

The Miami Dolphins Youth Programs' mission is to transform the lives of youth football players by instilling character building and reinforcing safety standards that help to increase football participation and grow a new generation of Dolphins fans. The Dolphins are proud to support Play60 through a number of initiatives on and off the field during Week 7 as well as throughout the 2017 season.

For their Week 7 matchup vs. the New York Jets, the Miami Dolphins will celebrate their Youth Programs initiatives. During the game, the Dolphins and Ross Initiative in Sports for Equality (RISE) Week 6 & 7 high school player of the week, coach of the week, youth player of the week and team mom of the week winners will be recognized for their commitment to being leaders on and off the field. The Dolphins also will recognize Cooper City High School as the team of the week, and they will have the opportunity to be on field during the national anthem.

The Miami Dolphins also announced they are working with Facebook and ASBN and became the first NFL team to live stream high school football games on the social platform. The games, featuring teams from Miami-Dade and Broward counties, are available to people on Watch, Facebook's new platform for shows. Fans can add these games to their watchlist by following the Miami Dolphins High School Live Show Page. Prior to kickoff, the Dolphins stream "The Audible: Football Fridays," a 30-minute program hosted by former Dolphins Kim Bokamper and Joe Rose. The social and interactive show promotes high school football in both counties, talks about the upcoming Dolphins game and is available on Facebook, Periscope and YouTube.

This offseason, the Dolphins hosted 38 high school, girl's flag and youth football teams and more than 1,200 local student-athletes during their organized team activities (OTAs), minicamp and training camp practices. The team visits, initiated by Dolphins Head Coach Adam Gase, was a unique opportunity to encourage and inspire youth through the game of football and was a continuation of the organization's youth football platform of character building and reinforcing safety standards.

The teams were given a tour of training camp and heard from speakers, including Miami Dolphins President & CEO Tom Garfinkel, Senior Vice President & Chief Financial Officer Chris Clements and Youth Programs Ambassador Twan Russell on work ethic, overcoming adversity, teamwork and physical/mental toughness. The teams then watched the Dolphins practice, met with current players on the field and had lunch provided by Publix and Wendy's. Following each training camp practice, the youth teams scrimmaged on the Dolphins' fields.

In June 2017, The Miami Dolphins Foundation, through its revamped Youth Programs platform, partnered with the University of Miami Sports Medicine Institute and KIDZ Neuroscience Center at The Miami Project to Cure Paralysis to sponsor The University of Miami Countywide Concussion Care High School Program for Miami-Dade County Public Schools. In all, the program will impact more than 15,000 high school student athletes per year. The University of Miami Countywide Concussion Care High School Program was established in 2012. The program followed the passing of the Florida Youth Concussion Legislation, a state law that requires that any student-athlete suspected of sustaining a concussion must immediately be pulled from the playing field and receive medical clearance to return to play.

Additional Youth Programs events this year include a 7-on-7 Tournament and Symposium, Coaches Clinic, High School Media Day, Mom's Clinic, Dolphins Saturday practice visits supported by Wendy's and USA Football Player Safety Coach Certification.



Head Coach Adam Gase meets with Doral Academy Prep Head Coach Jase Stewart



Football players from Cooper City High School tour the Dolphins facility and check out the team's Super Bowl trophies




MIAMI DOLPHINS IN THE COMMUNITY

MIAMI DOLPHINS AND ROSS INITIATIVE IN SPORTS FOR EQUALITY (RISE) ANNOUNCE YOUTH PROGRAMS WEEK 6 AWARD WINNERS

Miami – The Miami Dolphins and the Ross Initiative in Sports for Equality (RISE) today announced their Week 6 award winners in a program designed to recognize the members of the community who have demonstrated their commitment to being leaders on and off the field.

Each week, the Dolphins identify a high school coach of the week, high school player of the week, youth player of the week and team mom of the week. Award recipients are presented with a plaque on the field during a Dolphins home game at Hard Rock Stadium and receive acknowledgement of their accomplishment in the game program and through the Dolphins’ and RISE’s social media platforms. They also receive tickets to a Miami Dolphins home game, access to the Dolphins/RISE pregame tailgate and a Dolphins/RISE T-shirt. For each home game, the Dolphins identify a team of the week and they will be on the field during the national anthem. The program concludes at the Dolphins-Patriots game on December 11 where the Dolphins will honor yearly award winners in all categories with the exception of the team of the year.



Youth Player of the Week Cormury Butts from the Miami Beach Dolphins 12U

Week 5 Winners:

- High School Coach of the Week: **Chris Merritt** from Christopher Columbus High School. Last week, the Explorers beat Lake Gibson 28-7. Coach Merritt and his team have played four games in 14 days and earned a 4-0 record, improving to 5-1 this season. Merritt also is a Regional Master Trainer for USA Football.
- High School Player of the Week: **John Smith** from Park Vista High School. Smith threw two touchdowns, had a touchdown reception and returned a kickoff for a touchdown in a 29-7 win over Boca Raton.
- Youth Player of the Week: **Cormury Butts** from the Miami Beach Dolphins 12U of the Youth Academic Sport League. Butts rushed six times for 127 yards and two touchdowns and added three catches for 80 yards in a win over the Muck City Gators.
- Team Mom of the Week: **Angela Lawrence** from the Gwen Cherry Bulls (7U) of the Florida Youth Football League. Lawrence takes care of all of the administrative work and goes above and beyond with disseminating, collecting and proofing all of the required paperwork for the league. She keeps the parents informed of the park rules, expectations, schedules, uniform orders and accessory orders. Lawrence also purchases food, water, ice and Gatorade for the kids, often times with her own money. She treats all of the kids as if they are her own. Lawrence instills good qualities in the kids at the park by carrying herself as a role model. At times, she picks kids up from home and ensures that they return home safely. The kids on other teams at the park all know her, because she is always there. Academics are a big deal to her as well. She constantly reminds the kids that academics come first and football/sports are second.



(L-R) Park Vista HS Head Coach Brian Dodds, HSPOW John Smith, Resource Officer Richard O’Connor, Dolphins Youth Programs Manager Troy Drayton



(L-R) Christopher Columbus HS Brother Kevin Handibode, HSCOW Chris Merritt, Manager, Dolphins Youth Programs Manager Troy Drayton, Principle Dave Pugh



Team Mom of the Week Angela Lawrence (Gwen Cherry Bulls 7U)



DOLPHINS RADIO

CEFALO, GRIESE, ROSE AND BOKAMPER RETURN ON MIAMI DOLPHINS RADIO NETWORK IN 2017

On May 19, 2016, the Miami Dolphins announced a multi-year radio broadcast rights partnership with Miami's Sportsradio 560 WQAM, with the station becoming the official English flagship radio partner of the franchise. In addition, all Dolphins games are simulcast on KISS 99.9 FM "South Florida's NEW Country" and feature expanded pre-, halftime and postgame shows. The games also can be heard on Dolphins.com and throughout South and Central Florida on a variety of stations that make up the Miami Dolphins Radio Network.

The Dolphins previously had their games broadcast on Miami's Sportsradio 560 WQAM during the 1997-2004 and 2007-09 seasons.



As part of the agreement, Sportsradio 560 WQAM has the English radio broadcast rights for all preseason, regular season and playoff games. Dolphins fans who tune into Miami's Sportsradio 560 WQAM have the opportunity to listen to live broadcasts of Head Coach Adam Gase's day-after-game press conferences and "Dolphins Friday," a day of Dolphins-centric content on the station featuring interviews with players, coaches and team executives. Additionally, CBS Radio Miami promotes Miami Dolphins Foundation and community initiatives across multiple platforms.



Bob Griese, Joe Rose and Jimmy Cefalo



The preseason English radio broadcast team on Sportsradio 560 WQAM consists of three Dolphins alumni in the booth. Former wide receiver Jimmy Cefalo handles the play-by-play duties with former tight end Joe Rose and, for select games, former Hall of Fame defensive end Jason Taylor providing the game analysis. During the regular season, Cefalo and Rose are joined by former Hall of Fame quarterback Bob Griese serving as an analyst with former Dolphins Pro Bowl linebacker/defensive end Kim Bokamper reporting from the sidelines.



Univision Deportes Radio 1140 AM is the Dolphins official Spanish radio broadcast partner for all preseason, regular season and playoff games. Raul Striker Jr. handles play-by-play duties with Eduardo Martell as a color analyst. WQBA 1140 AM additionally airs a pregame show and postgame show.

The following is a list of radio stations on The Miami Dolphins Radio Network in 2017 (as of printing):

2017 MIAMI DOLPHINS RADIO NETWORKS

LOCATION	NETWORK	LOCATION	NETWORK
Fort Lauderdale	WQAM 560 AM	Miami	KISS 99.9 FM
Fort Lauderdale	KISS 99.9 FM	Miami	WQBA 1140 AM
Fort Lauderdale (Spanish)	WQBA 1140 AM	Orlando	ESPN 580 AM
Fort Myers	WRXK 96.1 FM	Port St. Lucie	WPSL AM 1590
Key West	WKWF 1600 AM	West Palm Beach	ESPN 106.3 FM
Miami	WQAM 560 AM	West Palm Beach	ESPN Deportes 760 AM (Spanish)
Miami	WQAM 560 AM	West Palm Beach	ESPN Deportes 760 AM (Spanish)



HALL OF FAME DEFENSIVE END/LINEBACKER JASON TAYLOR

Defensive end Jason Taylor was elected to the Pro Football Hall of Fame on Feb. 4, 2017 and inducted into the Hall of Fame on Aug. 5, 2017.

JASON TAYLOR BY THE NUMBERS

- 2** One of two Dolphins defenders to be elected to the Hall of Fame, joining Nick Buoniconti.
- 3** First-team All-Pro selections (2000, 2002, 2006). He also earned a second-team All-Pro selection in 2001.
- 5** One of five Dolphins to be elected to the Hall of Fame in his first year of eligibility, joining Don Shula, Dan Marino, Jim Langer and Paul Warfield.
- 6** Pro Bowl selections in his career (2000, 2002, 2004-07).
- 6** Number of double-digit sack seasons in his 15-year NFL career.
- 9** Touchdowns scored in his career - all with Miami. Six were scored via fumble return and the other three were on interception returns. It's the highest number of touchdowns in NFL history by a player who was primarily a defensive lineman or linebacker.
- 10** One of 10 defensive linemen to ever be elected to the Hall of Fame in his first year of eligibility, joining Joe Greene, Deacon Jones, Bob Lilly, Gino Marchetti, Merlin Olsen, Warren Sapp, Bruce Smith, Randy White and Reggie White.
- 11.5** The most number of career sacks he had on an individual quarterback, New England's Tom Brady.
- 26** Number of multi-sack games in his 15-year NFL career.
- 29** Number of opponent fumble recoveries in his career, tying the NFL record with Jim Marshall.
- 30** Total number of teams he recorded at least 0.5 sack against in his career. The only two teams he didn't record a sack against were Kansas City and the New York Giants.
- 70** Total number of different quarterbacks that he sacked in his 15-year NFL career.
- 99** Total passes defended, the most by an NFL defensive lineman since the stat became official in 1994.
- 139.5** Total number of sacks in his 15-year NFL career, which is a Dolphins team record and ranks No. 7 in NFL history.
- 2006** The year he won the NFL's Defensive Player of the Year award when he recorded 13.5 sacks, nine forced fumbles, two fumble recoveries and two interceptions.
- 2007** The year he won the NFL's Walter Payton Man of the Year Award, the only league honor that recognizes both on-field and off-field contributions.





DEPTH CHART

OFFENSE

POS	NO	NAME (GP/GS)	NO	NAME (GP/GS)	NO	NAME (GP/GS)	NO	NAME (GP/GS)
WR	10	Kenny Stills (5/5)	88	Leonte Carroo (5/0)				
LT	67	Laremy Tunsil (5/5)	79	Sam Young (0/0)				
LG	65	Anthony Steen (5/5)	77	Jesse Davis (5/0)				
C	51	Mike Pouncey (4/4)	64	Jake Brendel (5/0)				
RG	74	Jermon Bushrod (5/5)	68	Isaac Asiata (0/0)				
RT	70	Ja'Wuan James (5/5)						
TE	89	Julius Thomas (5/4)	80	Anthony Fasano (5/2)	48	MarQueis Gray (5/0)		
QB	6	Jay Cutler (5/5)	8	Matt Moore (0/0)				
RB	23	Jay Ajayi (5/5)	26	Damien Williams (5/0)	32	Kenyan Drake (5/0)	34	Senorise Perry (5/0)
WR	14	Jarvis Landry (5/5)						
WR	11	*DeVante Parker (4/4)	19	Jakeem Grant (5/0)				

DEFENSE

POS	NO	NAME (GP/GS)	NO	NAME (GP/GS)	NO	NAME (GP/GS)	NO	NAME (GP/GS)
DE	50	Andre Branch (5/5)	90	<u>Charles Harris (5/0)</u>	78	Terrence Fede (5/0)		
DT	93	Ndamukong Suh (5/5)	56	<u>Davon Godchaux (5/3)</u>				
DT	97	Jordan Phillips (2/2)	96	<u>Vincent Taylor (5/0)</u>				
DE	91	Cameron Wake (5/5)	95	William Hayes (5/0)				
LB	47	Kiko Alonso (5/5)	44	Stephone Anthony (1/0)				
LB	58	Rey Mauluga (2/2)	45	Mike Hull (5/3)				
LB	94	Lawrence Timmons (3/3)	59	<u>Chase Allen (5/1)</u>				
CB	<u>30</u>	<u>Cordrea Tankersley (3/3)</u>	41	Byron Maxwell (2/2)	28	Bobby McCain (5/1)	35	Walt Aikens (5/0)
CB	25	Xavien Howard (5/5)	42	Alterraun Verner (5/0)	<u>33</u>	<u>Torry McTyer (0/0)</u>		
S	20	Reshad Jones (5/5)	31	Michael Thomas (5/0)	21	Jordan Lucas (2/0)		
S	29	Nate Allen (5/5)	27	Maurice Smith (3/0)				

SPECIAL TEAMS

POS	NO	NAME (GP/GS)	NO	NAME (GP/GS)	NO	NAME (GP/GS)	NO	NAME (GP/GS)
K	1	Cody Parkey (5/0)						
P	<u>16</u>	<u>Matt Haack (5/0)</u>						
KO	1	Cody Parkey (5/0)	<u>16</u>	<u>Matt Haack (5/0)</u>				
H	<u>16</u>	<u>Matt Haack (5/0)</u>						
LS	92	John Denney (5/0)						
KOR	19	Jakeem Grant (5/0)	32	Kenyan Drake (5/0)	26	Damien Williams (5/0)	34	Senorise Perry (5/0)
PR	19	Jakeem Grant (5/0)	32	Kenyan Drake (5/0)				

*Underlined players are rookies
* Did not play last week due to injury*



PROJECTED CONTRIBUTORS: OFFENSE

QB 6



JAY CUTLER | 6-3 | 231 | VANDERBILT

- **LAST GAME:** at Atlanta (10/15): 19-of-33 (57.6 pct.), 151 yds., 2 TDs.
- Has 23 fourth-quarterback comebacks in his career, including two this yr.
- Last week was Cutler's largest comeback win in his career (17 points).
- His 213 career TD passes are ninth among active NFL quarterbacks.

MATT MOORE | 6-3 | 219

QB 8



- Is 223-of-350 (63.7 pct.) for 2,754 yds., 21 TDs, 9 INTs and a 97.3 rating in past 13 starts, dating back to 2011 (incl. postseason).
- Second in NFL with 118.8 passer rating in the red zone in 2016 (min. 6 attempts).

RB 23



JAY AJAYI | 6-0 | 223 | BOISE STATE

- **LAST GAME:** at Atlanta (10/15): 26 att. for 130 yds. (5.0 avg.).
- Totaled the sixth 100-yard game of his career last week at Atlanta.
- His 1,272 rushing yards in 2016 were third in team history.
- Selected to play in his first Pro Bowl following the 2016 season.

DAMIEN WILLIAMS | 5-11 | 224

RB 26



- Had 6 TDs in 2016 (three rushing and three receiving), which shattered his previous career best of one.
- His 249 receiving yards were fifth-most and his 23 receptions were sixth-best on the team in 2016.

WR 14



JARVIS LANDRY | 5-11 | 208 | LSU

- **LAST GAME:** at Atlanta (10/15): 8 rec. for 62 yds. (7.8 avg.) and 1 TD.
- Needs 17 receptions to set NFL record for most catches in first 4 yrs of career.
- His 94 receptions in 2016 were second in single-season team history.
- Is one of six Dolphins to ever post back-to-back 1,000-yard receiving seasons.

KENYAN DRAKE | 6-1 | 211

RB 32



- In 2016, became first Dolphins player with two kickoff returns for 70-plus yards since Ted Ginn in 2009.
- His three career touchdowns were from 96 (kickoff), 45 (rushing) and 7 (rushing) yards out.

WR 10



KENNY STILLS | 6-1 | 196 | OKLAHOMA

- **LAST GAME:** at Atlanta (10/15): 4 rec. for 49 yds. (12.3 avg.) and 1 TD.
- Set a new career high with nine touchdowns last season.
- Fourth in the NFL with a 16.3 receiving avg. since 2013.
- First Dolphin since 1986 with three 50+ yard TDs in same season in 2016.

SENORISE PERRY | 6-0 | 210

RB 34



- Partially blocked a punt in the season opener at L.A. Chargers.
- Spent 11 games on Dolphins practice squad in 2016.
- Has 12 career special teams tackles.

WR 11



DeVANTE PARKER | 6-3 | 212 | LOUISVILLE

- **LAST GAME:** at Atlanta (10/15): Inactive due to injury.
- Is second on the team with 236 receiving yards.
- Has 50 rec. for 677 yards (13.5 avg.) and 4 TDs in past 11 reg. season gms.
- Averages 14.6 yards per reception during his career.

LEONTE CARROO | 6-1 | 215

WR 88



- Caught first career touchdown on a 15-yard reception vs. San Francisco on 11/27/16.
- Selected in the third round (86th overall) of the 2016 NFL draft by Miami.
- Rutgers all-time career leader with 29 receiving TDs.

TE 89



JULIUS THOMAS | 6-5 | 262 | PORTLAND STATE

- **LAST GAME:** at Atlanta (10/15): 3 rec. for 22 yds. (7.3 avg.).
- Is third among tight ends with 33 TD receptions since 2013.
- Caught a TD in four straight games last year.
- Tied for NFL TE lead with 12 TD receptions in 2014.

JAKEEM GRANT | 5-7 | 169

WR 19



- Caught four passes for 141 yds. (35.3 avg.) including a 65-yard TD in final preseason game at Minnesota (8/31).
- Shifted from slot to outside receiver in 2017.
- Made his first career catch in Week 3 at N.Y. Jets.

LT 67



LAREMY TUNSIL | 6-5 | 318 | MISSISSIPPI

- **LAST GAME:** at Atlanta (10/15): Started at left tackle.
- Became first player in team history to start at least one game at both guard and tackle in his rookie season in 2016.
- Allowed just 1.5 sacks in 14 games as a rookie in 2016.

ANTHONY FASANO | 6-4 | 258

TE 80



- Among all-time Dolphins tight ends leaders, he is second in TDs (23), third in receptions (177) and third in receiving yds. (2,104).
- Started 78 games in 5 seasons with Miami (2008-12, 2017).
- Played in 43 consecutive games dating back to 2014.

LG 65



ANTHONY STEEN | 6-4 | 320 | ALABAMA

- **LAST GAME:** at Atlanta (10/15): Started at left guard.
- Started at left guard for the first time in his career in Week 2 at LAC.
- Started seven games at center in 2016.
- Committed just two penalties and did not allow a sack in 2016.

MARQUEIS GRAY | 6-4 | 263

TE 48



- Started in the AFC Wild Card game at Pittsburgh last year.
- Has played in 50 career games with 14 starts for Cleveland (2013), Minnesota (2014), Buffalo (2014-15) and Miami (2016-17).

C 51



MIKE POUNCEY | 6-5 | 298 | FLORIDA

- **LAST GAME:** at Atlanta (10/15): Started at center.
- Team is 7-3 and averages 120.9 rushing yards per game in his 10 games played from 2016-17.
- Three-time Pro Bowl selection (2013-15)

RG 74



JERMON BUSHROD | 6-5 | 318 | TOWSON

- **LAST GAME:** at Atlanta (10/15): Started at right guard.
- Played in 129 career games with 117 starts.
- Allowed just two penalties and no sacks in his past eight games.
- Two-time Pro Bowl selection (2011 and 2012).

RT 70



JA'WAN JAMES | 6-6 | 307 | TENNESSEE

- **LAST GAME:** at Atlanta (10/15): Started at right tackle.
- Started 21 straight games at right tackle.
- Has allowed just one sack in the past 16 regular season games.
- Was a first-round pick (19th overall) by Miami in the 2014 NFL draft.



PROJECTED CONTRIBUTORS: DEFENSE

DE 91



CAMERON WAKE | 6-3 | 263 | PENN STATE

- **LAST GAME:** at Atlanta (10/15): 2 solo tackles, 1 sack, 1 TFL, 2 QBHs.
- Second in Dolphins history with 85.0 career sacks.
- Since Week 6 of 2016, he's tied for the NFL lead in sacks (14.0).
- Five-time Pro Bowl selection (2010, 2012-14, 2016).

DT 93



NDAMUKONG SUH | 6-4 | 305 | NEBRASKA

- **LAST GAME:** at Atlanta (10/15): 3 tackles (2 solo), 1 sack, 1 TFL, 1 QBH.
- Second-most sacks by an NFL defensive tackle since 2010 (49.0).
- Set a career high with 72 tackles (41 solo) last year.
- Five-time Pro Bowl selection (2010, 2012-14, 2016).

DT 97



JORDAN PHILLIPS | 6-6 | 335 | OKLAHOMA

- **LAST GAME:** at Atlanta (10/15): 2 tackles (1 solo).
- Played a pivotal role on four turnovers or scoring plays last year, providing pressure on a Steelers interception, causing havoc on a Seahawks fumble, blocking an Arizona PAT and recording an interception vs. the N.Y. Jets.

DE 50



ANDRE BRANCH | 6-5 | 263 | CLEMSON

- **LAST GAME:** at Atlanta (10/15): 1 solo tackle, 1 QBH.
- Has 46 tackles (29 solo), 7.5 sacks, 15 QBHs, 1 FF and 9 TFLs since being inserted as a starter in Week 6 last year.
- Set a career high with 49 tackles (27 solo) in 2016.

LB 47



KIKO ALONSO | 6-3 | 239 | OREGON

- **LAST GAME:** at Atlanta (10/15): 5 tackles (4 solo).
- Hit QB Matt Cassel to force fumble that was returned for a TD in Week 5.
- Ninth in the AFC with 115 total tackles (69 solo) in 2016.
- Moved from middle linebacker to outside linebacker in 2017.

LB 58



REY MAUALUGA | 6-2 | 258 | USC

- **LAST GAME:** at Atlanta (10/15): 1 solo tackle.
- Made his Dolphins debut in Week 5 after signing with the team on 8/19.
- Played in 116 career games with 106 starts.
- Recorded career totals of 586 tackles, 4 sacks, 7 interceptions and 6 FFs.

LB 94



LAWRENCE TIMMONS | 6-1 | 242 | FLORIDA STATE

- **LAST GAME:** at Atlanta (10/15): 8 tackles (6 solo), 1 TFL, 1 PD.
- Has at least 6 tackles in all 3 games he's played this season.
- Was tied for 10th in the AFC with 114 tackles (78 solo) in 2016.
- One Pro Bowl selection (2014).

CB 30



CORDREA TANKERSLEY | 6-1 | 196 | CLEMSON

- **LAST GAME:** at Atlanta (10/15): 1 solo tackle, 1 PD.
- Made his NFL debut and got the start in Week 4 vs. New Orleans in London.
- Deflected QB Matt Ryan's pass that resulted in game-ending interception by S Reshad Jones last week.

CB 25



XAVIEN HOWARD | 6-1 | 198 | BAYLOR

- **LAST GAME:** at Atlanta (10/15): 4 tackles (3 solo).
- Recorded first career interception in the 2016 AFC Wild Card game at Pittsburgh.
- Has started all five games at cornerback this year.

S 20



RESHAD JONES | 6-1 | 223 | GEORGIA

- **LAST GAME:** at Atlanta (10/15): 7 tackles (5 solo), 1 INT, 1 PD.
- Sealed win with game-ending interception of QB Matt Ryan last week.
- Returned a fumble 38 yards for a touchdown last week vs. Tennessee.
- One Pro Bowl selection (2015).

S 29



NATE ALLEN | 6-1 | 214 | SOUTH FLORIDA

- **LAST GAME:** at Atlanta (10/15): 2 solo tackles.
- Played in 14 games with four starts for Oakland in 2016.
- Has 13 career interceptions and 34 passes defended in 98 games played.
- Signed with the Dolphins as an unrestricted free agent (Oak.) on 3/10/17.

WILLIAM HAYES | 6-3 | 278

DE 95



- Among active NFL defensive linemen, ranks tied for No. 15 in tackles (323), tied for No. 16 in games played (129) and No. 23 in sacks (35.5).
- Started 25 games in 2015-16 with the Rams.
- Acquired in a trade with L.A. Rams on 3/10.

CHARLES HARRIS | 6-3 | 250

DT 90



- Recorded his first career sack on critical third down in the fourth quarter of Week 5 win vs. Tennessee.
- First-round draft pick (22nd overall) out of Missouri.
- Two-time second-team All-SEC honoree.

DAVON GODCHAUX | 6-3 | 305

DE 56



- Forced the first fumble of his career in Week 5 vs. Tennessee.
- 2017 fifth-round pick who played in 37 collegiate games with 34 starts and recorded 145 tackles (51 solo), 12.5 sacks and two FFs at LSU.

MIKE HULL | 6-0 | 232

LB 45



- Started the first three games of the season.
- Is fifth on the team with 19 tackles (12 solo).
- Finished third in the NFL with 18 special teams tackles in 2016.

BYRON MAXWELL | 6-1 | 203

CB 41



- Set Dolphins record in 2016 for most forced fumbles by a defensive back (4).
- Had a career-high 15 passes defended in 2016, most by a Dolphin since 2008.
- Won Super Bowl XLVIII as a member of the Seahawks.

ALTERRAUN VERNER | 5-10 | 187

CB 42



- Signed by the Dolphins on 7/25/17.
- Played in 115 career games with 70 starts for Tennessee (2010-13), Tampa Bay (2014-16) and Miami (2017).
- Selected to the Pro Bowl following the 2013 season.

BOBBY McCAIN | 5-11 | 192

CB 28



- Primarily a nickel/slot cornerback.
- Played in all 37 games of his NFL career with 13 starts, including eight starts in 2016.
- Totaled 82 career tackles (63 solo), one sack, one interception, 10 passes defended and one forced fumble.

MICHAEL THOMAS | 5-11 | 195

S 31



- Tied for the NFL lead with 19 special teams tackles in 2016.
- Tied for NFL lead with 46 special teams tackles since 2014.
- Totaled 123 career tackles (93 solo), 1 sack & 1 INT.



2017 MIAMI DOLPHINS TRANSACTIONS (as of October 16, 2017)

DATE	POS.	PLAYER/COACH	TRANSACTION	DATE	POS.	PLAYER/COACH	TRANSACTION
January 10	LB	Lamin Barrow	Signed to futures contract	May 5	DE	Cameron Malveaux	Signed as Undrafted College Free Agent
January 10	CB	Daniel Davie	Signed to futures contract	May 5	DE	Praise Martin-Oguike	Signed as Undrafted College Free Agent
January 10	G/T	Jesse Davis	Signed to futures contract	May 5	CB	Torry McTyer	Signed as Undrafted College Free Agent
January 10	QB	Brandon Doughty	Signed to futures contract	May 5	WR	Drew Morgan	Signed as Undrafted College Free Agent
January 10	RB	Storm Johnson	Signed to futures contract	May 5	WR	Francis Owusu	Signed as Undrafted College Free Agent
January 10	LB	Deon Lacey	Signed to futures contract	May 5	DE	Joby Saint Fleur	Signed as Undrafted College Free Agent
January 10	DE	Arthur Miley	Signed to futures contract	May 5	RB	De'Veon Smith	Signed as Undrafted College Free Agent
January 10	TE	Chris Pantale	Signed to futures contract	May 5	T	Eric Smith	Signed as Undrafted College Free Agent
January 10	RB	Senorise Perry	Signed to futures contract	May 5	S	Maurice Smith	Signed as Undrafted College Free Agent
January 10	T	Terry Poole	Signed to futures contract	May 5	WR	Damore'ea Stringfellow	Signed as Undrafted College Free Agent
January 10	DE	Julius Warmlesley	Signed to futures contract	May 5	LB	Raekwon McMillan	Signed (D2, '17)
January 10	LB	Brandon Watts	Signed to futures contract	May 5	CB	Cordrea Tankersley	Signed (D3, '17)
January 12	DT	Lawrence Okoye	Signed to futures contract	May 5	G	Isaac Asiata	Signed (D5a, '17)
January 12		Matt Burke	Named Defensive Coordinator	May 5	DT	Vincent Taylor	Signed (D6, '17)
January 19		Darren Rizzi	Promoted to Associate Head Coach/Sp. Teams Coord.	May 5	WR	Isaiah Ford	Signed (D7, '17)
January 19		Chris Kuper	Promoted to Assistant Offensive Line Coach	May 11	RB	Damien Williams	Signed Restricted Free Agent Tender
January 19		Frank Bush	Named Assistant Head Coach/Linebackers Coach	May 16	DT	Davon Godchaux	Signed (D5b, '17)
February 10		Josh Grizzard	Named Offensive Quality Control	May 24	DE	Charles Harris	Signed (D1, '17)
February 10		Andre Carter	Named Assistant Defensive Line Coach	June 8	WR	Mitch Mathews	Signed as FA
February 10		Chris Foerster	Promoted to Run Game Coord./Offensive Line Coach	July 21	RB	De'Veon Smith	Placed on Active/Physically Unable to Perform List
February 16	DE	Mario Williams	Released	July 21	T	Eric Smith	Placed on Active/Physically Unable to Perform List
February 16	DT	Earl Mitchell	Released	July 25	CB	Alterraun Verner	Signed as FA
February 16	CB	Ifo Ekpre-Olomu	Waived	July 25	LB	Koa Misi	Placed on Reserve/Injured List
February 18	DE	Cameron Wake	Signed Contract Extension	July 27	WR	Rashawn Scott	Placed on Active/Physically Unable to Perform List
February 21	LS	Winston Chapman	Signed as FA	July 27	S	Reshad Jones	Placed on Active/Non-Football Injury List
March 8	CB	Lafayette Pitts	Placed Exclusive Rights Tender	July 27	T	Avery Young	Placed on Active/Non-Football Injury List
March 8	C/G	Anthony Steen	Placed Exclusive Rights Tender	July 27	RB	De'Veon Smith	Activated from Active/Physically Unable to Perform List
March 8	LB	Mike Hull	Placed Exclusive Rights Tender	July 27	T	Eric Smith	Activated from Active/Physically Unable to Perform List
March 8	TE	Thomas Duarte	Placed Exclusive Rights Tender	July 30	WR	Jordan Westerkamp	Signed as FA
March 8	WR	Kenny Stills	Re-Signed	July 30	LB	Lamin Barrow	Waived/Injured
March 9	LB	Kiko Alonso	Placed First Round Restricted Free Agent Tender	Aug. 2	S	Reshad Jones	Activated from Active/Non-Football Injury List
March 9	RB	Damien Williams	Placed Original Round Restricted Free Agents Tender	Aug. 4	T	Kwayde Miller	Signed as FA
March 9	S	Michael Thomas	Placed Original Round Restricted Free Agents Tender	Aug. 4	T	Avery Young	Activated from Active/Non-Football Injury List
March 9	DE	Nick Williams	Restructured Contract	Aug. 5	T	Terry Poole	Waived
March 9	TE	Julius Thomas	Acquired by Miami in Trade (Jax.)	Aug. 5	G	Isame Faciane	Signed as FA
March 9	T	Branden Albert	Traded (Jax.)	Aug. 7	QB	Jay Cutler	Signed as FA
March 9	TE	Anthony Fasano	Signed as UFA (Ten.)	Aug. 7	DE	Arthur Miley	Waived
March 9	S	Reshad Jones	Signed Contract Extension	Aug. 12	LB	Junior Sylvestre	Signed as FA
March 10	DE	Andre Branch	Re-Signed	Aug. 12	QB	Ryan Tannehill	Placed on Reserve/Injured List
March 10	LS	John Denney	Re-Signed	Aug. 15	WR	Trey Griffey	Signed as FA
March 10	S	Isa Abdul-Quddus	Waived/Failed Physical	Aug. 15	T	Sean Hickey	Signed as FA
March 10	LB	Lawrence Timmons	Signed as UFA (Pit.)	Aug. 15	WR	Rashad Lawrence	Signed as FA
March 10	S	Nate Allen	Signed as UFA (Oak.)	Aug. 15	T	Kwayde Miller	Waived
March 10	DE	William Hayes	Acquired by Miami in Trade (LAR)	Aug. 15	WR	Francis Owusu	Waived/Injured
March 10	C/G	Ted Larsen	Signed as UFA (Chi.)	Aug. 15	WR	Jordan Westerkamp	Waived/Injury Settlement
March 16	G/T	Jermon Bushrod	Re-Signed	Aug. 18	WR	Isaiah Ford	Waived/Injured
March 21	LB	Kiko Alonso	Signed Contract Extension	Aug. 18	WR	Francis Owusu	Waived/Injury Settlement
March 22	T	Avery Young	Signed as FA	Aug. 19	LB	Rey Maualuga	Signed as FA
March 22	CB	Daniel Davie	Waived/Non-Football Injury	Aug. 26	C/G	Kraig Urbik	Released/Injury Settlement
March 31	S	T.J. McDonald	Signed as UFA (LAR)	Sept. 2	S	T.J. McDonald	Signed contract extension
March 31	DE	Dion Jordan	Waived/Failed Physical	Sept. 2	CB	Tony Lippett	Placed on Reserve/Injured List
April 5	QB	David Fales	Signed as FA	Sept. 2	LB	Raekwon McMillan	Placed on Reserve/Injured List
April 13	TE	Thomas Duarte	Signed Exclusive Rights Tender	Sept. 2	S	T.J. McDonald	Placed on Reserve/Suspended List
April 13	CB	Lafayette Pitts	Signed Exclusive Rights Tender	Sept. 2	WR	Rashawn Scott	Placed on Reserve/Physically Unable to Perform List
April 17	LB	Mike Hull	Signed Exclusive Rights Tender	Sept. 2	DE	Nick Williams	Released
April 17	C/G	Anthony Steen	Signed Exclusive Rights Tender	Sept. 2	T	Sam Young	Released
April 17	S	Michael Thomas	Signed Restricted Free Agent Tender	Sept. 2	LB	Neville Hewitt	Waived/Injured
April 27	DE	Charles Harris	Selected in NFL draft - D1, '17	Sept. 2	LB	Brandon Watts	Waived/Injured
April 28	LB	Raekwon McMillan	Selected in NFL draft - D2, '17	Sept. 2	LS	Winston Chapman	Waived
April 28	CB	Cordrea Tankersley	Selected in NFL draft - D3, '17	Sept. 2	P	Matt Darr	Waived
April 29	G	Isaac Asiata	Selected in NFL draft - D5a, '17	Sept. 2	QB	Brandon Doughty	Waived
April 29	DT	Davon Godchaux	Selected in NFL draft - D5b, '17	Sept. 2	TE	Thomas Duarte	Waived
April 29	DT	Vincent Taylor	Selected in NFL draft - D6, '17	Sept. 2	G	Isame Faciane	Waived
April 29	WR	Isaiah Ford	Selected in NFL draft - D7, '17	Sept. 2	QB	David Fales	Waived
May 1	T	Ja'Wuan James	Team Exercises Fifth-Year Option	Sept. 2	WR	Trey Griffey	Waived
May 5	LB	Chase Allen	Signed as Undrafted College Free Agent	Sept. 2	S	A.J. Hendy	Waived
May 5	P	Matt Haack	Signed as Undrafted College Free Agent	Sept. 2	T	Sean Hickey	Waived
May 5	CB	Larry Hope	Signed as Undrafted College Free Agent	Sept. 2	CB	Larry Hope	Waived
May 5	WR	Malcolm Lewis	Signed as Undrafted College Free Agent	Sept. 2	RB	Storm Johnson	Waived



2017 MIAMI DOLPHINS TRANSACTIONS (as of October 16, 2017)

DATE	POS.	PLAYER/COACH	TRANSACTION
Sept. 2	LB	Deon Lacey	Waived
Sept. 2	WR	Rashad Lawrence	Waived
Sept. 2	WR	Malcolm Lewis	Waived
Sept. 2	CB	Jordan Lucas	Waived
Sept. 2	DE	Cameron Malveaux	Waived
Sept. 2	DE	Praise Martin-Oguike	Waived
Sept. 2	WR	Mitch Mathews	Waived
Sept. 2	WR	Drew Morgan	Waived
Sept. 2	DT	Lawrence Okoye	Waived
Sept. 2	TE	Chris Pantale	Waived
Sept. 2	CB	Lafayette Pitts	Waived
Sept. 2	DE	Joby Saint Fleur	Waived
Sept. 2	RB	De'Veon Smith	Waived
Sept. 2	WR	Damore'ea Stringellow	Waived
Sept. 2	LB	Junior Sylvestre	Waived
Sept. 2	DE	Julius Warmesley	Waived
Sept. 2	T	Avery Young	Waived
Sept. 3	K	Cody Parkey	Acquired from waivers (Cle.)
Sept. 3	LB	Justin March-Lillard	Acquired from waivers (K.C.)
Sept. 3	K	Andrew Franks	Waived
Sept. 3	LB	Trevor Reilly	Waived
Sept. 3	QB	Brandon Doughty	Signed to practice squad
Sept. 3	TE	Thomas Duarte	Signed to practice squad
Sept. 3	T	Sean Hickey	Signed to practice squad
Sept. 3	WR	Malcolm Lewis	Signed to practice squad
Sept. 3	CB	Jordan Lucas	Signed to practice squad
Sept. 3	DE	Cameron Malveaux	Signed to practice squad
Sept. 3	WR	Drew Morgan	Signed to practice squad
Sept. 3	RB	De'Veon Smith	Signed to practice squad
Sept. 4	C/G	Ted Larsen	Placed on Reserve/Injured List
Sept. 4	T	Sam Young	Signed as FA
Sept. 4	DT	Gabe Wright	Signed to practice squad
Sept. 4	LB	Trevor Reilly	Signed to practice squad
Sept. 19	LB	Lawrence Timmons	Placed on Reserve/Suspended by Club List
Sept. 19	LB	Stephone Anthony	Acquired by Miami in Trade (NO)
Sept. 26	LB	Lawrence Timmons	Reinstated
Sept. 26	LB	Justin March-Lillard	Waived
Oct. 3	T	Eric Smith	Placed on Reserve/Injured List
Oct. 3	CB/S	Jordan Lucas	Signed to Active Roster from Practice Squad
Oct. 3	WR	Kolby Listenbee	Signed to practice squad
Oct. 9		Chris Foerster	Resigned
Oct. 9	LB	Neville Hewitt	Signed to practice squad
Oct. 9	LB	Trevor Reilly	Released from practice squad
Oct. 11		Dave DeGuglielmo	Named Senior Offensive Assistant



2017 MIAMI DOLPHINS NUMERICAL ROSTER

(as of October 16, 2017 - visit Dolphins.com for most up-to-date roster)

No.	Name	Pos.	Ht.	Wt.	Birthdate	Exp.	College	Hometown	How Acq.	Date Placed
1	Cody Parkey	K	6-0	190	2/19/92	3	Auburn '14	Jupiter, Fla.	Wai., '17 (Cle.)	
6	Jay Cutler	QB	6-3	231	4/29/83	12	Vanderbilt '06	Santa Claus, Ind.	FA, '17	
8	Matt Moore	QB	6-3	219	8/9/84	11	Oregon State '07	Newhall, Calif.	UFA, '11 (Car.)	
10	Kenny Stills	WR	6-1	196	4/22/92	5	Oklahoma '13	Carlsbad, Calif.	T, '15 (N.O.)	
11	DeVante Parker	WR	6-3	212	1/20/93	3	Louisville '15	Louisville, Ky.	D1, '15	
14	Jarvis Landry	WR	5-11	208	11/28/92	4	LSU '14	Lutcher, La.	D2, '14	
16	Matt Haack	P	6-0	205	7/25/94	R	Arizona State '17	West Des Moines, Iowa	FA, '17	
19	Jakeem Grant	WR	5-7	169	10/30/92	2	Texas Tech '16	Mesquite, Texas	D6a, '16	
20	Reshad Jones	S	6-1	223	2/25/88	8	Georgia '10	Atlanta, Ga.	D5b, '10	
21	Jordan Lucas	CB/S	6-0	202	8/2/93	2	Penn State '16	New Rochelle, N.Y.	D6b, '16	
23	Jay Ajayi	RB	6-0	223	6/15/93	3	Boise State '15	Plano, Texas	D5b, '15	
25	Xavier Howard	CB	6-1	196	7/4/93	2	Baylor '16	Houston, Texas	D2, '16	
26	Damien Williams	RB	5-11	224	4/3/92	4	Oklahoma '14	San Diego, Calif.	FA, '14	
27	Maurice Smith	S	6-0	197	6/14/95	R	Georgia '17	Sugar Land, Texas	FA, '17	
28	Bobby McCain	CB	5-11	192	8/18/93	3	Memphis '15	Oxford, Ala.	D5a, '15	
29	Nate Allen	S	6-1	214	11/30/87	8	South Florida '10	Cape Coral, Fla.	UFA, '17 (Oak.)	
30	Cordeia Tankersley	CB	6-1	196	11/19/93	R	Clemson '17	Beech Island, S.C.	D3, '17	
31	Michael Thomas	S	5-11	195	3/17/90	5	Stanford '12	Houston, Texas	FA, '13	
32	Kenyan Drake	RB	6-1	211	1/26/94	2	Alabama '16	Powder Springs, Ga.	D3a, '16	
33	Torry McTyer	CB	5-11	184	4/10/95	R	UNLV '17	Los Angeles, Calif.	FA, '17	
34	Senorise Perry	RB	6-0	210	9/19/91	3	Louisville '14	Summerville, Ga.	FA, '16	
35	Walt Aikens	CB/S	6-1	212	6/19/91	4	Liberty '14	Charlotte, N.C.	D4, '14	
41	Byron Maxwell	CB	6-1	198	2/23/88	7	Clemson '11	North Charleston, S.C.	T, '16 (Phi.)	
42	Alterraun Verner	CB	5-10	187	12/13/88	8	UCLA '10	Orange, Calif.	FA, '17	
44	Stephone Anthony	LB	6-3	245	7/28/92	3	Clemson '15	Polkton, N.C.	T, '17 (NO)	
45	Mike Hull	LB	6-0	232	5/25/91	2	Penn State '15	Cononsburg, Pa.	FA, '15	
47	Kiko Alonso	LB	6-3	233	8/14/90	5	Oregon '13	Los Gatos, Calif.	T, '16 (Phi.)	
48	MarQueis Gray	TE	6-4	263	11/7/89	5	Minnesota '13	Indianapolis, Ind.	FA, '16	
50	Andre Branch	DE	6-5	263	7/14/89	6	Clemson '12	Richmond, Va.	UFA, '16 (Jax.)	
51	Mike Pouncey	C	6-5	298	7/24/89	7	Florida '11	Lakeland, Fla.	D1, '11	
56	Davon Godchaux	DT	6-3	305	11/11/94	R	LSU '17	Plaquemine, La.	D5b, '17	
58	Rey Maulaluga	LB	6-2	258	1/20/87	9	USC '09	Eureka, Calif.	FA, '17	
59	Chase Allen	LB	6-3	250	8/29/93	R	Southern Illinois '17	Belleville, Ill.	FA, '17	
64	Jake Brendel	C	6-4	299	9/10/92	2	UCLA '16	Plano, Texas	FA, '16	
65	Anthony Steen	C/G	6-4	320	5/9/90	2	Alabama '14	Clarksdale, Miss.	FA, '16	
67	Laremy Tunsil	T	6-5	318	8/2/94	2	Mississippi '16	Lake City, Fla.	D1, '16	
68	Isaac Asiata	G	6-3	341	12/29/92	R	Utah '17	Spanish Fork, Utah	D5a, '17	
70	Ja'Wuan James	T	6-6	307	6/3/92	4	Tennessee '14	Suwanee, Ga.	D1, '14	
74	Jermon Bushrod	G/T	6-5	318	8/19/84	11	Towson '07	King George, Va.	FA, '16	
77	Jesse Davis	G/T	6-6	321	9/15/91	1	Idaho '16	Asotin, Wash.	FA, '17	
78	Terrence Fede	DE	6-4	267	11/19/91	4	Marist '14	Nyack, N.Y.	D7, '14	
79	Sam Young	T	6-8	306	6/24/87	8	Notre Dame '10	Coral Springs, Fla.	UFA, '16 (Jax.)	
80	Anthony Fasano	TE	6-4	258	4/20/84	12	Notre Dame '06	Verona, N.J.	UFA, '17 (Ten.)	
88	Leonte Carroo	WR	6-1	215	1/24/94	2	Rutgers '16	Edison, N.J.	D3b, '16	
89	Julius Thomas	TE	6-5	262	6/27/88	7	Portland State '11	Stockton, Calif.	T, '17 (Jax.)	
90	Charles Harris	DE	6-3	250	3/6/95	R	Missouri '17	Kansas City, Mo.	D1, '17	
91	Cameron Wake	DE	6-3	263	1/30/82	9	Penn State '05	Hyattsville, Md.	FA, '09	
92	John Denney	LS	6-5	242	12/13/78	13	Brigham Young '05	Thornton, Colo.	FA, '05	
93	Ndamukong Suh	DT	6-4	305	1/6/87	8	Nebraska '10	Portland, Ore.	UFA, '15 (Det.)	
94	Lawrence Timmons	LB	6-1	242	5/14/86	11	Florida State '07	Florence, S.C.	UFA, '17 (Pit.)	
95	William Hayes	DE	6-3	278	5/2/85	10	Winston-Salem St. '08	High Point, N.C.	T, '17 (LAR)	
96	Vincent Taylor	DT	6-3	296	1/5/94	R	Oklahoma State '17	San Antonio, Texas	D6, '17	
97	Jordan Phillips	DT	6-6	333	9/21/92	3	Oklahoma '15	Wichita, Kan.	D2, '15	
RESERVE/PHYSICALLY UNABLE TO PERFORM										
87	Rashawn Scott	WR	6-0	199	1/29/92	2	Miami (FL) '16	Melbourne, Fla.	FA, '16	
RESERVE/INJURED										
15	Isaiah Ford	WR	6-2	195	2/9/96	R	Virginia Tech '17	Jacksonville, Fla.	D7, '17	8/19/17
17	Ryan Tannehill	QB	6-4	216	7/27/88	6	Texas A&M '12	Big Spring, Texas	D1, '12	8/12/17
36	Tony Lippett	CB	6-3	192	7/2/92	3	Michigan State '15	Detroit, Mich.	D5d, '15	9/2/17
49	Lamin Barrow	LB	6-2	235	11/29/90	4	LSU '14	Marrero, La.	FA, '17	7/31/17
52	Raekwon McMillan	LB	6-2	248	11/17/95	R	Ohio State '17	Hinesville, Ga.	D2, '17	9/2/17
55	Koa Misi	LB	6-3	265	1/17/87	8	Utah '10	Santa Rosa, Calif.	D2, '10	7/25/17
62	Ted Larsen	C/G	6-3	320	6/13/87	8	NC State '10	Palm Harbor, Fla.	UFA, '17 (Chi.)	9/4/17
72	Eric Smith	T	6-4	321	9/2/95	R	Virginia '17	Decatur, Ga.	FA, '17	10/3/17
RESERVE/SUSPENDED										
22	T.J. McDonald	S	6-2	223	1/26/91	5	USC '13	Fresno, Calif.	UFA, '17 (LAR)	
PRACTICE SQUAD										
7	Brandon Doughty	QB	6-3	212	10/6/91	1	Western Kentucky '16	Davie, Fla.	D7a, '16	
18	Malcolm Lewis	WR	5-10	194	10/27/93	R	Miami (FL) '17	Miramar, Fla.	FA, '17	
38	De'Veon Smith	RB	5-11	221	11/8/94	R	Michigan '17	Warren, Ohio	FA, '17	
46	Neville Hewitt	LB	6-2	234	4/6/93	3	Marshall '15	Conyers, Ga.	FA, '15	
63	Sean Hickey	T	6-6	306	9/29/91	1	Syracuse '15	Murrysville, Pa.	FA, '17	
75	Cameron Malveaux	DE	6-5	276	8/22/94	R	Houston '17	Beaumont, Texas	FA, '17	
81	Drew Morgan	WR	6-0	187	12/2/94	R	Arkansas '17	Greenwood, Ark.	FA, '17	
82	Kolby Listonbee	WR	6-0	183	1/25/94	1	TCU '16	Arlington, Texas	FA, '17	
83	Thomas Duarte	TE	6-2	244	3/30/95	2	UCLA '16	Fullerton, Calif.	D7b, '16	
98	Gabe Wright	DT	6-3	305	4/3/92	3	Auburn '15	Columbus, Ga.	FA, '17	



2017 MIAMI DOLPHINS ALPHABETICAL ROSTER

(as of October 16, 2017 - visit Dolphins.com for most up-to-date roster)

No.	Name	Pos.	Ht.	Wt.	Birthdate	Exp.	College	Hometown	How Acq.	Date Placed
35	Aikens, Walt	CB/S	6-1	212	6/19/91	4	Liberty '14	Charlotte, N.C.	D4, '14	
23	Ajayi, Jay	RB	6-0	223	6/15/93	3	Boise State '15	Plano, Texas	D5b, '15	
59	Allen, Chase	LB	6-3	250	8/29/93	R	Southern Illinois '17	Belleville, Ill.	FA, '17	
29	Allen, Nate	S	6-1	214	11/30/87	8	South Florida '10	Cape Coral, Fla.	UFA, '17 (Oak.)	
47	Alonso, Kiko	LB	6-3	233	8/14/90	5	Oregon '13	Los Gatos, Calif.	T, '16 (Phi.)	
44	Anthony, Stephone	LB	6-3	245	7/28/92	3	Clemson '15	Polkton, N.C.	T, '17 (NO)	
68	Asiata, Isaac	G	6-3	341	12/29/92	R	Utah '17	Spanish Fork, Utah	D5a, '17	
50	Branch, Andre	DE	6-5	263	7/14/89	6	Clemson '12	Richmond, Va.	UFA, '16 (Jax.)	
64	Brendel, Jake	C	6-4	299	9/10/92	2	UCLA '16	Plano, Texas	FA, '16	
74	Bushrod, Jermon	G/T	6-5	318	8/19/84	11	Towson '07	King George, Va.	FA, '16	
88	Carroo, Leonte	WR	6-1	215	1/24/94	2	Rutgers '16	Edison, N.J.	D3b, '16	
6	Cutler, Jay	QB	6-3	231	4/29/83	12	Vanderbilt '06	Santa Claus, Ind.	FA, '17	
77	Davis, Jesse	G/T	6-6	321	9/15/91	1	Idaho '16	Asotin, Wash.	FA, '17	
92	Denney, John	LS	6-5	242	12/13/78	13	Brigham Young '05	Thornton, Colo.	FA, '05	
32	Drake, Kenyan	RB	6-1	211	1/26/94	2	Alabama '16	Powder Springs, Ga.	D3a, '16	
80	Fasano, Anthony	TE	6-4	258	4/20/84	12	Notre Dame '06	Verona, N.J.	UFA, '17 (Ten.)	
78	Fede, Terrence	DE	6-4	267	11/19/91	4	Marist '14	Nyack, N.Y.	D7, '14	
56	Godchaux, Davon	DT	6-3	305	11/11/94	R	LSU '17	Plaquemine, La.	D5b, '17	
19	Grant, Jakeem	WR	5-7	169	10/30/92	2	Texas Tech '16	Mesquite, Texas	D6a, '16	
48	Gray, MarQueis	TE	6-4	263	11/7/89	5	Minnesota '13	Indianapolis, Ind.	FA, '16	
16	Haack, Matt	P	6-0	205	7/25/94	R	Arizona State '17	West Des Moines, Iowa	FA, '17	
90	Harris, Charles	DE	6-3	250	3/6/95	R	Missouri '17	Kansas City, Mo.	D1, '17	
95	Hayes, William	DE	6-3	278	5/2/85	10	Winston-Salem St. '08	High Point, N.C.	T, '17 (LAR)	
25	Howard, Xavien	CB	6-1	196	7/4/93	2	Baylor '16	Houston, Texas	D2, '16	
45	Hull, Mike	LB	6-0	232	5/25/91	2	Penn State '15	Cononsburg, Pa.	FA, '15	
70	James, Ja'Wuan	T	6-6	307	6/3/92	4	Tennessee '14	Suwanee, Ga.	D1, '14	
20	Jones, Reshad	S	6-1	223	2/25/88	8	Georgia '10	Atlanta, Ga.	D5b, '10	
14	Landry, Jarvis	WR	5-11	208	11/28/92	4	LSU '14	Lutcher, La.	D2, '14	
21	Lucas, Jordan	CB/S	6-0	202	8/2/93	2	Penn State '16	New Rochelle, N.Y.	D6b, '16	
58	Mauluga, Rey	LB	6-2	258	1/20/87	9	USC '09	Eureka, Calif.	FA, '17	
41	Maxwell, Byron	CB	6-1	198	2/23/88	7	Clemson '11	North Charleston, S.C.	T, '16 (Phi.)	
28	McCain, Bobby	CB	5-11	192	8/18/93	3	Memphis '15	Oxford, Ala.	D5a, '15	
33	McTyer, Torry	CB	5-11	184	4/10/95	R	UNLV '17	Los Angeles, Calif.	FA, '17	
8	Moore, Matt	QB	6-3	219	8/9/84	11	Oregon State '07	Newhall, Calif.	UFA, '11 (Car.)	
11	Parker, DeVante	WR	6-3	212	1/20/93	3	Louisville '15	Louisville, Ky.	D1, '15	
1	Parkey, Cody	K	6-0	190	2/19/92	3	Auburn '14	Jupiter, Fla.	Wai, '17 (Cle.)	
34	Perry, Seniorise	RB	6-0	210	9/19/91	3	Louisville '14	Summerville, Ga.	FA, '16	
97	Phillips, Jordan	DT	6-6	333	9/21/92	3	Oklahoma '15	Wichita, Kan.	D2, '15	
51	Pouncey, Mike	C	6-5	298	7/24/89	7	Florida '11	Lakeland, Fla.	D1, '11	
27	Smith, Maurice	S	6-0	197	6/14/95	R	Georgia '17	Sugar Land, Texas	FA, '17	
65	Steen, Anthony	C/G	6-4	320	5/9/90	2	Alabama '14	Clarksdale, Miss.	FA, '16	
10	Stills, Kenny	WR	6-1	196	4/22/92	5	Oklahoma '13	Carlsbad, Calif.	T, '15 (N.O.)	
93	Suh, Ndamukong	DT	6-4	305	1/6/87	8	Nebraska '10	Portland, Ore.	UFA, '15 (Det.)	
30	Tankersley, Cordrea	CB	6-1	196	11/19/93	R	Clemson '17	Beech Island, S.C.	D3, '17	
96	Taylor, Vincent	DT	6-3	296	1/5/94	R	Oklahoma State '17	San Antonio, Texas	D6, '17	
89	Thomas, Julius	TE	6-5	262	6/27/88	7	Portland State '11	Stockton Calif.	T, '17 (Jax.)	
31	Thomas, Michael	S	5-11	195	3/17/90	5	Stanford '12	Houston, Texas	FA, '13	
94	Timmons, Lawrence	LB	6-1	242	5/14/86	11	Florida State '07	Florence, S.C.	UFA, '17 (Pit.)	
67	Tunsil, Laremy	T	6-5	318	8/2/94	2	Mississippi '16	Lake City, Fla.	D1, '16	
42	Verner, Alterraun	CB	5-10	187	12/13/88	8	UCLA '10	Orange, Calif.	FA, '17	
91	Wake, Cameron	DE	6-3	263	1/30/82	9	Penn State '05	Hyattsville, Md.	FA, '09	
26	Williams, Damien	RB	5-11	224	4/3/92	4	Oklahoma '14	San Diego, Calif.	FA, '14	
79	Young, Sam	T	6-8	306	6/24/87	8	Notre Dame '10	Coral Springs, Fla.	UFA, '16 (Jax.)	
RESERVE/PHYSICALLY UNABLE TO PERFORM										
87	Scott, Rashawn	WR	6-0	199	1/29/92	2	Miami (FL) '16	Melbourne, Fla.	FA, '16	
RESERVE/INJURED										
49	Barrow, Lamin	LB	6-2	235	11/29/90	4	LSU '14	Marrero, La.	FA, '17	7/31/17
15	Ford, Isaiah	WR	6-2	195	2/9/96	R	Virginia Tech '17	Jacksonville, Fla.	D7, '17	8/19/17
62	Larsen, Ted	C/G	6-3	320	6/13/87	8	NC State '10	Palm Harbor, Fla.	UFA, '17 (Chi.)	9/4/17
36	Lippett, Tony	CB	6-3	192	7/2/92	3	Michigan State '15	Detroit, Mich.	D5d, '15	9/2/17
52	McMillan, Raekwon	LB	6-2	248	11/17/95	R	Ohio State '17	Hinesville, Ga.	D2, '17	9/2/17
55	Misi, Koa	LB	6-3	265	1/17/87	8	Utah '10	Santa Rosa, Calif.	D2, '10	7/25/17
72	Smith, Eric	T	6-4	321	9/2/95	R	Virginia '17	Decatur, Ga.	FA, '17	10/3/17
17	Tannehill, Ryan	QB	6-4	216	7/27/88	6	Texas A&M '12	Big Spring, Texas	D1, '12	8/12/17
RESERVE/SUSPENDED										
22	McDonald, T.J.	S	6-2	223	1/26/91	5	USC '13	Fresno, Calif.	UFA, '17 (LAR)	
PRACTICE SQUAD										
7	Doughty, Brandon	QB	6-3	212	10/6/91	1	Western Kentucky '16	Davie, Fla.	D7a, '16	
83	Duarte, Thomas	TE	6-2	244	3/30/95	2	UCLA '16	Fullerton, Calif.	D7b, '16	
46	Hewitt, Neville	LB	6-2	234	4/6/93	3	Marshall '15	Conyers, Ga.	FA, '15	
63	Hickey, Sean	T	6-6	306	9/29/91	1	Syracuse '15	Murrysville, Pa.	FA, '17	
18	Lewis, Malcolm	WR	5-10	194	10/27/93	R	Miami (FL) '17	Miramar, Fla.	FA, '17	
82	Listenbee, Kolby	WR	6-0	183	1/25/94	1	TCU '16	Arlington, Texas	FA, '17	
75	Malveaux, Cameron	DE	6-5	276	8/22/94	R	Houston '17	Beaumont, Texas	FA, '17	
81	Morgan, Drew	WR	6-0	187	12/2/94	R	Arkansas '17	Greenwood, Ark.	FA, '17	
38	Smith, De'Veon	RB	5-11	221	11/8/94	R	Michigan '17	Warren, Ohio	FA, '17	
98	Wright, Gabe	DT	6-3	305	4/3/92	3	Auburn '15	Columbus, Ga.	FA, '17	



2017 MIAMI DOLPHINS POSITIONAL ROSTER / PRONUNCIATIONS (as of Oct. 16, 2017)

OFFENSE (23)

QUARTERBACKS (2)							
NO	NAME	POS	HT	WT	DOB	EXP	COLLEGE
6	Cutler, Jay	QB	6-3	231	4/29/83	12	Vanderbilt '06
8	Moore, Matt	QB	6-3	219	8/9/84	11	Oregon State '07

RUNNING BACKS (4)							
NO	NAME	POS	HT	WT	DOB	EXP	COLLEGE
23	Ajayi, Jay	RB	6-0	223	6/15/93	3	Boise State '15
26	Williams, Damien	RB	5-11	224	4/3/92	4	Oklahoma '14
32	Drake, Kenyan	RB	6-1	211	1/26/94	2	Alabama '16
34	Perry, Seniorise	RB	6-0	210	9/19/91	3	Louisville '14

WIDE RECEIVERS (5)							
NO	NAME	POS	HT	WT	DOB	EXP	COLLEGE
10	Stills, Kenny	WR	6-1	196	4/22/92	5	Oklahoma '13
11	Parker, DeVante	WR	6-3	212	1/20/93	3	Louisville '15
14	Landry, Jarvis	WR	5-11	208	11/28/92	4	LSU '14
19	Grant, Jakeem	WR	5-7	169	10/30/92	2	Texas Tech '16
88	Carroo, Leonte	WR	6-1	215	1/24/94	2	Rutgers '16

TIGHT ENDS (3)							
NO	NAME	POS	HT	WT	DOB	EXP	COLLEGE
48	Gray, MarQueis	TE	6-4	263	11/7/89	5	Minnesota '13
80	Fasano, Anthony	TE	6-4	258	4/20/84	12	Notre Dame '06
89	Thomas, Julius	TE	6-5	262	6/27/88	7	Portland State '11

OFFENSIVE LINEMEN (9)							
NO	NAME	POS	HT	WT	DOB	EXP	COLLEGE
51	Pouncey, Mike	C	6-5	298	7/24/89	7	Florida '11
64	Brendel, Jake	C	6-4	299	9/10/92	2	UCLA '14
65	Steen, Anthony	C/G	6-4	320	5/9/90	2	Alabama '16
67	Tunsil, Laremy	T	6-5	318	8/2/94	2	Mississippi '16
68	Asiata, Isaac	G	6-3	341	12/29/92	4	Utah '14
70	James, Ja'Wuan	T	6-6	307	6/3/92	4	Tennessee '17
74	Bushrod, Jermon	G/T	6-5	318	8/19/84	11	Towson '07
77	Davis, Jesse	G/T	6-6	321	9/15/91	1	Idaho '16
79	Young, Sam	T	6-8	306	6/24/87	8	Notre Dame '10

RESERVE/PUP (1)

NO	NAME	POS	HT	WT	DOB	EXP	COLLEGE
87	Scott, Rashawn	WR	6-0	199	1/29/92	2	Miami (FL) '16

RESERVE/SUSPENDED (1)

NO	NAME	POS	HT	WT	DOB	EXP	COLLEGE
22	McDonald, T.J.	S	6-2	223	1/26/91	5	USC '13

RESERVE/INJURED (7)

NO	NAME	POS	HT	WT	DOB	EXP	COLLEGE
15	Ford, Isaiah	WR	6-2	195	2/9/96	R	Virginia Tech '17
17	Tannehill, Ryan	QB	6-4	216	7/27/88	6	Texas A&M '12
36	Lippett, Tony	CB	6-3	192	7/2/92	3	Michigan State '15
49	Barrow, Lamin	LB	6-2	235	11/29/90	4	LSU '14
52	McMillan, Raekwon	LB	6-2	248	11/17/95	R	Ohio State '17
55	Misi, Koa	LB	6-3	265	1/17/87	8	Utah '10
62	Larsen, Ted	C/G	6-3	320	6/13/87	8	NC State '10
72	Smith, Eric	T	6-4	321	9/2/95	R	Virginia '17

DEFENSE (27)

DEFENSIVE LINEMEN (9)							
NO	NAME	POS	HT	WT	DOB	EXP	COLLEGE
50	Branch, Andre	DE	6-5	263	7/14/89	6	Clemson '12
56	Godchaux, Davon	DT	6-3	305	11/11/94	R	LSU '17
78	Fede, Terrence	DE	6-4	267	11/19/91	4	Marist '14
90	Harris, Charles	DE	6-3	250	3/6/95	R	Missouri '17
91	Wake, Cameron	DE	6-3	263	1/30/82	9	Penn State '05
93	Suh, Ndamukong	DT	6-4	305	1/6/87	8	Nebraska '11
95	Hayes, William	DE	6-3	278	5/2/85	10	Winston-Salem St. '08
96	Taylor, Vincent	DT	6-3	296	1/5/94	R	Oklahoma State '17
97	Phillips, Jordan	DT	6-6	333	9/21/92	3	Oklahoma '15

LINEBACKERS (6)							
NO	NAME	POS	HT	WT	DOB	EXP	COLLEGE
44	Anthony, Stephone	LB	6-3	245	7/28/92	3	Clemson '15
45	Hull, Mike	LB	6-0	232	5/25/91	2	Penn State '15
47	Alonso, Kiko	LB	6-3	233	8/14/90	5	Oregon '13
58	Mauluga, Rey	LB	6-2	258	1/20/87	9	USC '09
59	Allen, Chase	LB	6-3	250	8/29/93	R	Southern Illinois '17
94	Timmons, Lawrence	LB	6-1	242	5/14/86	11	Florida State '07

DEFENSIVE BACKS (12)							
NO	NAME	POS	HT	WT	DOB	EXP	COLLEGE
20	Jones, Reshad	S	6-1	223	2/25/88	8	Georgia '10
21	Lucas, Jordan	CB/S	6-0	202	8/2/93	2	Penn State '16
25	Howard, Xavier	CB	6-1	196	7/4/93	2	Baylor '16
27	Smith, Maurice	S	6-0	197	6/14/95	R	Georgia '17
28	McCain, Bobby	CB	5-11	192	8/18/93	3	Memphis '15
29	Allen, Nate	S	6-1	214	11/30/87	8	South Florida '10
30	Tankersley, Cordrea	CB	6-1	196	11/19/93	R	Clemson '17
31	Thomas, Michael	S	5-11	195	3/17/90	5	Stanford '12
33	McTyer, Torry	CB	5-11	184	4/10/95	R	UNLV '17
35	Aikens, Walt	CB/S	6-1	212	6/19/91	4	Liberty '14
41	Maxwell, Byron	CB	6-1	198	2/23/88	7	Clemson '11
42	Verner, Alterraun	CB	5-10	187	12/13/88	8	UCLA '10

SPECIALISTS (3)

NO	NAME	POS	HT	WT	DOB	EXP	COLLEGE
1	Parkey, Cody	K	6-0	190	2/19/92	3	Auburn '14
16	Haack, Matt	P	6-0	205	7/25/94	R	Arizona State '17
92	Denney, John	LS	6-5	242	12/13/78	13	Brigham Young '05

PRACTICE SQUAD (10)

NO	NAME	POS	HT	WT	DOB	EXP	COLLEGE
7	Doughty, Brandon	QB	6-3	212	10/6/91	1	Western Kentucky '16
18	Lewis, Malcolm	WR	5-10	194	10/27/93	R	Miami (FL) '17
38	Smith, De'Veon	RB	5-11	221	11/8/94	R	Michigan '17
46	Hewitt, Neville	LB	6-2	234	4/6/93	3	Marshall '15
63	Hickey, Sean	T	6-6	306	9/29/91	1	Syracuse '15
75	Malveaux, Cameron	DE	6-5	276	8/22/94	R	Houston '17
81	Morgan, Drew	WR	6-0	187	12/2/94	R	Arkansas '17
82	Listenbee, Kolby	WR	6-0	183	1/25/94	1	TCU '16
83	Duarte, Thomas	TE	6-2	244	3/30/95	2	UCLA '16
98	Wright, Gabe	DT	6-3	305	4/3/92	3	Auburn '15

PRONUNCIATION GUIDE

PLAYER	PHONETICALLY	PLAYER	PHONETICALLY	COACH/STAFF	PHONETICALLY
RB Jay Ajayi	uh-JYE-ee	CB Xavier Howard	EX-ay-vee-n	Lou Anarumo	aann-UH-room-OH
LB Stephone Anthony	steh-FAHN	T Ja'Wuan James	JUH-Wan	Joe Cimino	Chu-MEAN-oh
G Isaac Asiata	Ah-see-ah-ta	LB Rey Mauluga	RAY mah-ah-LOO-guh	Dave DeGuglielmo	day-GHOUL-yell-mo
G/T Jermon Bushrod	JURR-mahn	RB Seniorise Perry	Suh-norris	Josh Grizzard	Grizz-ARD
WR Leonte Carroo	LEON-tay Cuh-ROO	C Mike Pouncey	POUNCE-ee	Naohisa Inoue	Now-HE-Sa, IN-ew-way
DE Terrence Fede	Fuh-DAY	DT Ndamukong Suh	En-dom-ah-ken Soo	Daronte Jones	DUH-rawn-tay
DT Davon Godchaux	Duh-VAHN GOD-chaw	CB Cordrea Tankersley	cohr-DRAY	Chris Kuper	KOO-pehr
TE MarQueis Gray	Mar-KWEES	G/T Laremy Tunsil	LAIR-uh-mee TUHN-suhl	Marwan Maalouf	mah-LOOF
P Matt Haack	HAWK	CB Alterraun Verner	AL-ter-on	Dave Puloka	Puh-LOH-kuh



2017 MIAMI DOLPHINS - HOW THEY WERE ACQUIRED (as of October 16, 2017)

	DRAFT (21)	TRADES (6)	WAIVERS (1)	FREE AGENTS (25)
2005				LS John Denney
2009				DE Cameron Wake
2010	S Reshad Jones (5b)			
2011	C Mike Pouncey (1)			QB Matt Moore (Car.)
2012				
2013				S Michael Thomas
2014	T Ja'Wuan James (1) WR Jarvis Landry (2) CB/S Walt Aikens (4) DE Terrence Fede (7)			RB Damien Williams
2015	WR DeVante Parker (1) DT Jordan Phillips (2) CB Bobby McCain (5a) RB Jay Ajayi (5b)	WR Kenny Stills (N.O.)		LB Mike Hull DT Ndamukong Suh (Det.)
2016	T Laremy Tunsil (1) CB Xavien Howard (2) RB Kenyan Drake (3a) WR Leonte Carroo (3b) WR Jakeem Grant (6a) CB/S Jordan Lucas (6b)	LB Kiko Alonso (Phi.) CB Byron Maxwell (Phi.)		DE Andre Branch (Jax.) C Jake Brendel G/T Jermon Bushrod TE MarQueis Gray RB Senorise Perry C/G Anthony Steen T Sam Young
2017	DE Charles Harris (1) CB Cordrea Tankersley (3) G Isaac Asiata (5a) DT Davon Godchaux (5b) DT Vincent Taylor (6)	LB Stephone Anthony (NO) DE William Hayes (LAR) TE Julius Thomas (Jax.)	K Cody Parkey (Cle.)	S Nate Allen (Oak.) LB Chase Allen QB Jay Cutler G/T Jesse Davis TE Anthony Fasano (Ten.) P Matt Haack LB Rey Mauluga CB Torry McTyer S Maurice Smith LB Lawrence Timmons (Pit.) CB Alterraun Verner



2017 GAME RECAPS

WEEK 2

SEPT. 17, 2017 | CARSON, CALIF.
STUBHUB CENTER
ATTENDANCE: 25,381 | TV: CBS

SCORING SUMMARY

MIAMI 19

L.A. CHARGERS 17

	1	2	3	4	F
Miami	3	0	10	6	19
L.A. Chargers	0	10	7	0	17

In their long-awaited season debut, the Dolphins pulled off a remarkable fourth-quarter victory.

Cody Parkey's fourth field goal of the game, a 54-yarder with 1:05 remaining, gave the Dolphins a 19-17 victory against the Los Angeles Chargers at StubHub Center. Parkey, claimed off waivers from Cleveland on Sept. 3, improved to 6-for-6 in his career on field goals of 50 yards or longer.

The Dolphins clinched the victory on defense when Younghoe Koo missed a 44-yard field goal attempt with five seconds left.

Parkey's winning kick capped a 15-yard scoring drive after the Dolphins defense made a stop and Jakeem Grant had a 14-yard punt return. Jay Ajayi, who picked up where he left off last season by rushing for over 100 yards, started the drive with a 10-yard run.

Parkey earlier kicked field goals of 30, 28 and 35 yards, and Jay Cutler threw a 29-yard touchdown pass to Kenny Stills in his first game in a Dolphins uniform.

Antonio Gates for the Chargers on a 17-yard touchdown pass, which helped him set an NFL record for tight ends with his 112th career touchdown. Melvin Gordon scored on a 1-yard run and Younghoe Koo kicked a field goal in the first half.

Both offenses picked up considerably in the second half, starting with the Dolphins taking the opening drive 75 yards for the Stills touchdown that tied the score 10-10.

The drive began with an 11-yard pass to Landry and ended when Cutler rolled right and threw on the move to Stills, who beat linebacker Jatavis Brown in the end zone.

SCORING DRIVES

TEAM	QTR	TIME	PLAY (EXTRA POINT) (DRIVE INFO)	MIA	LAC
Dolphins	1	7:07	C.Parkey 30 yd. Field Goal (13-70, 6:18)	3	0
Chargers	2	13:41	Y.Koo 41 yd. Field Goal (6-23, 2:36)	3	3
Chargers	2	5:01	M.Gordon 1 yd. run (Y.Koo kick) (7-70, 3:57)	3	10
Dolphins	3	12:07	K.Stills 29 yd. pass from J.Cutler (C.Parkey kick) (7-75, 2:53)	10	10
Chargers	3	8:18	A.Gates 7 yd. pass from P.Rivers (Y.Koo kick) (8-77, 3:49)	10	17
Dolphins	3	2:43	C.Parkey 28 yd. Field Goal (12-67, 5:35)	13	17
Dolphins	4	6:28	C.Parkey 35 yd. Field Goal (14-64, 7:05)	16	17
Dolphins	4	1:05	C.Parkey 54 yd. Field Goal (5-15, 1:57)	19	17

GAME STATISTICS

RUSHING (Att-Yds-TD):

Miami: J. Ajayi 28-122, J. Cutler 2-(-1), K. Drake 1-(-3), J. Landry 1-(-7).
L.A. Chargers: B. Oliver 3-31, M. Gordon 9-13-1, D. Watt 1-0, P. Rivers 1-0.

PASSING (A-C-Y-TD-I):

Miami: J. Cutler 33-24-230-1-0, J. Landry 1-0-0-0-0.
L.A. Chargers: P. Rivers 39-31-331-1-0.

RECEIVING (Rec-Yds-TD):

Miami: J. Landry 13-78, D. Parker 4-85, J. Thomas 3-26, K. Stills 2-37-1, J. Ajayi 2-4.
L.A. Chargers: K. Allen 9-100, H. Henry 7-80, M. Gordon 7-65, Ty. Williams 4-54, A. Gates 2-11-1, T. Benjamin 1-11, S. McGrath 1-10.

SACKS (Sk-Yds):

Miami: W. Hayes 1-8.
L.A. Chargers: M. Ingram 1-5, C. McCain 1-0.

INTERCEPTIONS (Int-Yds):

Miami: None
L.A. Chargers: None

FORCED FUMBLES:

Miami: None.
L.A. Chargers: None.

FUMBLE RECOVERIES (No-Yds):

Miami: None.
L.A. Chargers: None.

TEAM STATS

	MIA	LAC
First Downs	21	24
Rushing	6	3
Passing	13	19
Penalty	2	2
3rd-Down Efficiency	5 for 13	2 for 8
4th-Down Efficiency	0 for 1	0 for 0
Total Net Yards	336	367
Total Net Plays	68	54
Average Gain	4.9	6.8
Net Yards Rushing	111	44
Rushes	32	14
Yards per Rush	3.5	3.1
Net Yards Passing	225	323
Completed - Attempted	24-34	31-39
Yards per Pass Play	6.3	8.1
Sacked - Yards Lost	2-5	1-8
Had Intercepted	0	0
Punts - Average	3-130-43.3	4-170-42.5
Return Yardage	92	89
Punts - Return Yards	3-21	1-23
Kickoffs - Return Yards	3-71	4-66
Interceptions - Return Yards	0-0	0-0
Penalties - Yards	5-23	6-56
Fumbles - Lost	0-0	0-0
Red-Zone Efficiency	0 for 3	2 for 3
Goal-to-Go Efficiency	0 for 2	2 for 2
Time of Possession	33:22	26:38



2017 GAME RECAPS

WEEK 3

SEPT. 24, 2017 | EAST RUTHERFORD, N.J.
METLIFE STADIUM
ATTENDANCE: 77,562 | TV: CBS

SCORING SUMMARY

MIAMI 6	N.Y. JETS 20
----------------	---------------------

	1	2	3	4	F
Miami	0	0	0	6	6
N.Y. Jets	0	10	10	0	20

The Dolphins said all week they were expecting a tough battle from the New York Jets regardless of what happened in the first two weeks of the NFL regular season, but they weren't expecting such a difficult afternoon at MetLife Stadium.

Veteran quarterback Josh McCown threw a 69-yard pass to Robby Anderson late in the first half and the Jets defense stifled the Dolphins in a 20-6 victory Sunday afternoon.

The Dolphins, coming off a thrilling 2-point victory against the Los Angeles Chargers in their delayed season opener, were one play away from being shut out for the first time since Dec. 22, 2013. DeVante Parker scored on a 3-yard touchdown pass from Jay Cutler on the final play of the game before Cody Parkey missed the extra point, perhaps a fitting ending for this disappointing afternoon.

The Dolphins did not take a snap inside the Jets 45-yard line until the fourth quarter, which is also the only time they converted a third-down situation. The Dolphins were 0-for-3 in fourth-down conversions, including a pass by Matt Haack on a fake punt that resulted in an interception by safety Terrence Brooks.

Another fourth-down attempt came from the Jets 21-yard line early in the fourth quarter with the Dolphins trailing 20-0. The Dolphins reached the Jets 29-yard line later in the fourth quarter, but that drive ended with Brooks' second interception of the game.

Jay Ajayi, who rushed for 122 yards against the Chargers, was held to 16 yards on 11 carries.

The Dolphins defense started off strong, with Cameron Wake and Andre Branch each getting a sack in the first quarter, but the Jets started moving the ball effectively in the second quarter. The Dolphins also lost two defensive backs to injury when Byron Maxwell (eye) and Nate Allen (hamstring) left the game.

Maxwell returned and forced a turnover when he knocked the ball loose from running back Elijah McGuire and linebacker Mike Hull recovered the fumble.

SCORING DRIVES

TEAM	QTR	TIME	PLAY (EXTRA POINT) (DRIVE INFO)	MIA	NYJ
Jets	2	7:17	C.Catanzaro 40 yd. Field Goal (9-41, 5:42)	0	3
Jets	2	1:42	R.Anderson 69 yd. pass from J.McCown (C.Catanzaro kick) (3-71, 0:40)	0	10
Jets	3	9:48	B.Powell 1 yd. run (C.Catanzaro kick) (7-49, 4:06)	0	17
Jets	3	1:35	C.Catanzaro 22 yd. Field Goal (13-45, 6:58)	0	20
Dolphins	4	0:00	D.Parker 3 yd. pass from J.Cutler (kick failed, wl) (8-80, 2:15)	6	20

GAME STATISTICS

RUSHING (Att-Yds-TD):

Miami: J. Ajayi 11-16, J. Cutler 1-9, D. Williams 2-5, K. Drake 1-0.
N.Y. Jets: B. Powell 15-37-1, E. McGuire 7-34, M. Forte 8-25, J. McCown 4-7.

PASSING (A-C-Y-TD-I):

Miami: J. Cutler 44-26-220-1-1, M. Haack 1-0-0-0-0.
N.Y. Jets: J. McCown 23-18-249-1-0.

RECEIVING (Rec-Yds-TD):

Miami: D. Parker 8-76-1, J. Landry 6-48, K. Stills 4-51, J. Thomas 3-16, J. Ajayi 2-9, J. Grant 1-12, D. Williams 1-6, K. Drake 1-2.
N.Y. Jets: J. Kerley 5-42, A. Seferian-Jenkins 5-31, R. Anderson 3-95-1, J. Kearse 3-42, A. Stewart 1-24, L. Thomas 1-15.

SACKS (Sk-Yds):

Miami: C. Wake 1-11, A. Branch 1-5.
N.Y. Jets: B. Skrine 1-12, Ja. Adams 1-10, D. Bass 1-3.

INTERCEPTIONS (Int-Yds):

Miami: None
N.Y. Jets: T. Brooks 2-13.

FORCED FUMBLES:

Miami: B. Maxwell 1, N. Suh 1.
N.Y. Jets: None.

FUMBLE RECOVERIES (No-Yds):

Miami: M. Hull 1-0.
N.Y. Jets: None.

TEAM STATS	MIA	NYJ
First Downs	16	16
Rushing	0	4
Passing	12	9
Penalty	4	3
3rd-Down Efficiency	1 for 12	4 for 13
4th-Down Efficiency	0 for 3	0 for 0
Total Net Yards	225	336
Total Net Plays	63	59
Average Gain	3.6	5.7
Net Yards Rushing	30	103
Rushes	15	34
Yards per Rush	2.0	3.0
Net Yards Passing	195	233
Completed - Attempted	26-45	18-23
Yards per Pass Play	4.1	9.3
Sacked - Yards Lost	3-25	2-16
Had Intercepted	2	0
Punts - Average	7-333-47.6	5-243-48.6
Return Yardage	28	44
Punts - Return Yards	2-13	4-31
Kickoffs - Return Yards	1-15	0-0
Interceptions - Return Yards	0-0	2-13
Penalties - Yards	8-51	10-94
Fumbles - Lost	1-0	3-1
Red-Zone Efficiency	1 for 1	1 for 2
Goal-to-Go Efficiency	1 for 1	1 for 2
Time of Possession	23:52	36:08



2017 GAME RECAPS

WEEK 4

OCT. 1, 2017 | LONDON, ENGLAND
WEMBLEY STADIUM
ATTENDANCE: 84,423 | TV: FOX

SCORING SUMMARY

NEW ORLEANS 20

MIAMI 0

	1	2	3	4	F
New Orleans	0	3	7	10	20
Miami	0	0	0	0	0

A promising first drive had a disappointing ending for the Dolphins, and things didn't get better after that in London.

The Dolphins offense could get little going after an end zone interception on that first drive and the result was a 20-0 loss against the New Orleans Saints at Wembley Stadium.

Drew Brees threw touchdown passes to wide receiver Michael Thomas — not to be confused with Dolphins safety Michael Thomas — and running back Alvin Kamara, and Will Lutz kicked two field goals for the Saints.

The Dolphins drove 81 yards on the opening drive of the game and had a first-and-goal after a 22-yard completion from Jay Cutler to tight end Julius Thomas on third-and-7. But on first down from the Saints 4-yard line, cornerback Ken Crawley picked off Cutler when he attempted a fade pass to Thomas, who was lined up wide to the right.

The Dolphins had only one other promising drive, but that one ended with a questionable offensive pass interference call on Kenny Stills when Cutler had hit Jarvis Landry for a first down inside the New Orleans 40-yard line.

The Dolphins suffered their first shutout loss since December 2013 when they dropped a 19-0 decision against the Buffalo Bills.

The defense held New Orleans off the scoreboard until the final play of the first half when Lutz hit a 43-yard field goal. The Saints began the drive at midfield with 1:10 left after the Dolphins' previous was derailed by back-to-back penalties that created a first-and-26 from their 6-yard line.

Defensive end Cameron Wake had his second sack in two games in the fourth quarter, but Kamara scored on a 12-yard shovel pass on third-and-goal on the very next play.

New Orleans increased its lead to 10-0 when it took the second-half kickoff and marched 77 yards for a touchdown. The drive was kept alive when defensive tackle Davon Godchaux was flagged for a defensive holding on a third-and-1 where safety Reshad Jones dropped running back Mark Ingram in the backfield for a loss. There also was a fourth-and-inches conversion by Brees on a sneak when the spot barely was good enough for a first down.

The Saints made it 13-0 early in the fourth quarter when Lutz kicked a 45-yard field goal.

The Dolphins, meanwhile, did not take an offensive snap beyond their 40-yard line the second half until the final minutes.

SCORING DRIVES

TEAM	QTR	TIME	PLAY (EXTRA POINT) (DRIVE INFO)	NO	MIA
Saints	2	0:00	W.Lutz 43 yd. Field Goal (8-25, 1:10)	3	0
Saints	3	9:01	M.Thomas 3 yd. pass from D.Brees (W.Lutz kick) (11-77, 5:59)	10	0
Saints	4	12:32	W.Lutz 45 yd. Field Goal (12-34, 6:37)	13	0
Saints	4	3:57	A.Kamara 12 yd. pass from D.Brees (W.Lutz kick) (11-87, 5:41)	20	0

GAME STATISTICS

RUSHING (Att-Yds-TD):

New Orleans: M. Ingram 14-45, A. Kamara 5-25, T. Ginn 1-9, A. Peterson 4-4, D. Brees 4-3.

Miami: J. Ajayi 12-46, K. Drake 1-6, J. Cutler 1-5, D. Williams 1-1.

PASSING (A-C-Y-TD-I):

New Orleans: D. Brees 41-29-268-2-0.

Miami: J. Cutler 28-20-164-0-1.

RECEIVING (Rec-Yds-TD):

New Orleans: A. Kamara 10-71-1, M. Thomas 8-89-1, M. Ingram 4-17, T. Ginn 2-25, C. Fleener 2-21, B. Coleman 1-31, M. Hoomanawanui 1-13, T. Lewis 1-1.

Miami: D. Parker 6-89, J. Landry 6-40, K. Stills 3-13, J. Thomas 2-29, K. Drake 2-5, J. Ajayi 1-8.

SACKS (Sk-Yds):

New Orleans: R. Bush 1-12, C. Jordan 1-10, A. Klein 1-8, D. Onyemata 1-6.

Miami: C. Wake 1-7.

INTERCEPTIONS (Int-Yds):

New Orleans: K. Crawley 1-0.

Miami: None.

FORCED FUMBLES:

New Orleans: C. Jordan 1, M. Lattimore 1.

Miami: None.

FUMBLE RECOVERIES (No-Yds):

New Orleans: None.

Miami: None.

TEAM STATS	NO	MIA
First Downs	22	11
Rushing	4	3
Passing	16	7
Penalty	2	1
3rd-Down Efficiency	6 for 13	1 for 8
4th-Down Efficiency	1 for 2	0 for 1
Total Net Yards	347	186
Total Net Plays	70	47
Average Gain	5.0	4.0
Net Yards Rushing	86	58
Rushes	28	15
Yards per Rush	3.1	3.9
Net Yards Passing	261	128
Completed - Attempted	29-41	20-28
Yards per Pass Play	6.2	4.0
Sacked - Yards Lost	1-7	4-36
Had Intercepted	0	1
Punts - Average	3-141-47.0	6-263-43.8
Return Yardage	49	54
Punts - Return Yards	3-26	2-9
Kickoffs - Return Yards	1-23	2-45
Interceptions - Return Yards	1-0	0-0
Penalties - Yards	8-71	11-90
Fumbles - Lost	2-0	2-0
Red-Zone Efficiency	2 for 4	0 for 1
Goal-to-Go Efficiency	2 for 2	0 for 1
Time of Possession	34:28	25:32



2017 GAME RECAPS

WEEK 5

OCT. 8, 2017 | MIAMI GARDENS, FLA.
HARD ROCK STADIUM
ATTENDANCE: 65,135 | TV: CBS

SCORING SUMMARY

TENNESSEE 10	MIAMI 16
---------------------	-----------------

	1	2	3	4	F
Tennessee	0	3	7	0	10
Miami	10	0	0	6	16

Safety Reshad Jones recovered two fumbles, including one for a touchdown, and the defense recorded six sacks in a 16-10 victory against the Tennessee Titans at Hard Rock Stadium.

Jarvis Landry scored the go-ahead touchdown early in the fourth quarter when he caught a 6-yard pass from Jay Cutler on third-and-goal.

The six sacks, including two by Andre Branch, came against backup quarterback Matt Cassel, who started for Tennessee in place of the injured Marcus Mariota. Rookie first-round pick Charles Harris had his first NFL sack and it was a big one — it came on third down in the final four minutes of the fourth quarter.

The Dolphins then all but clinched the victory when Jay Ajayi gained a first down with an 8-yard run on third-and-7.

Jones and Cameron Wake shared a QB sack that almost produced a safety in the third quarter, and Ndamukong Suh had the other.

Jones' touchdown was the fourth of his career, but the first on a fumble return. The other three were on interception returns, including one against Tennessee in 2015.

It was the team's first fumble return for a touchdown since 2014 when Cortland Finnegan scored in London against the Oakland Raiders.

The Dolphins took the lead in the first quarter on Parkey's 41-yard field goal, which came after Jones recovered a DeMarco Murray fumble forced by rookie defensive tackle Davon Godchaux.

Jones' touchdown made it 10-0 before Tennessee cut the Dolphins with a field goal after the Titans recovered a Jay Ajayi fumble.

Tennessee tied the game in the third quarter with a 69-yard touchdown drive capped by an 11-yard pass from Cassel to tight end Phillip Supernaw. The play came after Supernaw had been flagged for two false starts to move the ball from the Miami 1-yard line to the 11.

Linebacker Rey Mauluga made his Dolphins debut after missing the first three games because of a hamstring injury.

SCORING DRIVES

TEAM	QTR	TIME	PLAY (EXTRA POINT) (DRIVE INFO)	TEN	MIA
Dolphins	1	0:53	C.Parkey 41 yd. Field Goal (7-19, 3:09)	0	3
Dolphins	1	0:06	R.Jones 38 yd. fumble return (C.Parkey kick)	0	10
Titans	2	9:37	R.Succop 45 yd. Field Goal (4--3, 2:15)	3	10
Titans	3	7:17	P.Superaw 11 yd. pass from M.Cassel (R.Succop kick) (9-69, 4:42)	10	10
Dolphins	4	10:33	J.Landry 6 yd. pass from J.Cutler (kick failed, wr) (10-58, 4:56)	10	16

GAME STATISTICS

RUSHING (Att-Yds-TD):

Tennessee: D. Murray 14-58, D. Henry 4-9, T. Taylor 1-5, R. Matthews 1-(-3).
Miami: J. Ajayi 25-77, D. Williams 3-15, J. Cutler 2-8, K. Drake 1-0.

PASSING (A-C-Y-TD-I):

Tennessee: M. Cassel 32-21-141-1-0.
Miami: J. Cutler 26-12-92-1-1, M. Gray 1-0-0-0-0.

RECEIVING (Rec-Yds-TD):

Tennessee: J. Smith 5-21, E. Decker 4-34, D. Murray 4-11, R. Matthews 3-34, D. Walker 3-25, P. Supernaw 2-16-1.
Miami: J. Landry 5-44-1, J. Ajayi 2-2, J. Thomas 1-15, D. Williams 1-13, K. Stills 1-13, D. Parker 1-6, J. Grant 1-(-1).

SACKS (Sk-Yds):

Tennessee: J. Casey 1-14.
Miami: A. Branch 2-5, C. Harris 1-8, K. Alonso 1-0, N. Suh 1-0, R. Jones 0.5-4.5, C. Wake 0.5-4.5.

INTERCEPTIONS (Int-Yds):

Tennessee: T. Smith 1-14.
Miami: None

FORCED FUMBLES:

Tennessee: A. Jackson 1.
Miami: K. Alonso 1, D. Godchaux 1.

FUMBLE RECOVERIES (No-Yds):

Tennessee: K. Byard 1-6.
Miami: R. Jones 2-38-1.

TEAM STATS

	TEN	MIA
First Downs	14	12
Rushing	3	5
Passing	9	7
Penalty	2	0
3rd-Down Efficiency	2 for 13	5 for 15
4th-Down Efficiency	0 for 0	0 for 0
Total Net Yards	188	178
Total Net Plays	58	59
Average Gain	3.2	3.0
Net Yards Rushing	69	100
Rushes	20	31
Yards per Rush	3.5	3.2
Net Yards Passing	119	78
Completed - Attempted	21-32	12-27
Yards per Pass Play	3.1	2.8
Sacked - Yards Lost	6-22	1-14
Had Intercepted	0	1
Punts - Average	10-549-54.9	9-459-51.0
Return Yardage	67	91
Punts - Return Yards	2-14	7-47
Kickoffs - Return Yards	2-39	2-44
Interceptions - Return Yards	1-14	0-0
Penalties - Yards	11-77	5-23
Fumbles - Lost	2-2	1-1
Red-Zone Efficiency	1 for 1	1 for 1
Goal-to-Go Efficiency	1 for 1	1 for 1
Time of Possession	30:15	29:45



2017 GAME RECAPS

WEEK 6

OCT. 15, 2017 | ATLANTA, GA.
MERCEDES-BENZ STADIUM
ATTENDANCE: 70,593 | TV: CBS

SCORING SUMMARY

MIAMI 20	ATLANTA 17
-----------------	-------------------

	1	2	3	4	F
Miami	0	0	14	6	20
Atlanta	10	7	0	0	17

The Dolphins pulled off a remarkable comeback in their first-ever visit to Atlanta's Mercedes-Benz Stadium.

The Dolphins scored 20 unanswered points in the second half to stun the defending NFC champion Atlanta Falcons, 20-17. This marked the first time the Dolphins erased a 17-point second-half deficit on the road since the famous "Fake Spike" game against the New York Jets in 1994.

Kicker Cody Parkey's second field goal of the game, a 38-yarder with 2:45 remaining in the fourth quarter broke a 17-17 tie. Safety Reshad Jones then clinched the victory when he intercepted Matt Ryan at the Dolphins 7-yard line with 38 seconds left after the Falcons had moved into field goal range.

Rookie third-round pick Cordrea Tankersley broke up Ryan's pass intended for tight end Austin Hooper and Jones was there to grab the floating ball.

Parkey earlier had tied the game with a 49-yard field goal in the fourth quarter after Jay Cutler threw touchdown passes to wide receivers Kenny Stills and Jarvis Landry.

Running back Jay Ajayi was a key factor in the victory as well, as he rushed for 130 yards — his second 100-yard performance of the season.

The defense shut out the potent Atlanta offense in the second half, thanks to the pass rush and Jones' heroics.

The Dolphins began their comeback with the opening drive of the second half when they drove 75 yards on 15 plays. The 8:43 drive was the Dolphins' longest in terms of time since 2013 when they had a 9:10 drive against the New York Jets. The key play in the drive was a 3-yard completion from Cutler to running back Damien Williams.

The drive also featured an 18-yard completion from Cutler to Stills on third-and-2 and ended with the two hooking up for an 11-yard touchdown on third-and-7.

SCORING DRIVES

TEAM	QTR	TIME	PLAY (EXTRA POINT) (DRIVE INFO)	MIA	ATL
Falcons	1	9:41	M.Bryant 50 yd. Field Goal (11-43, 5:19)	0	3
Falcons	1	1:51	M.Hall 40 yd. pass from M.Ryan (M.Bryant kick) (9-90, 4:49)	0	10
Falcons	2	5:29	T.Coleman 6 yd. run (M.Bryant kick) (5-61, 2:23)	0	17
Dolphins	3	6:17	K.Stills 11 yd. pass from J.Cutler (C.Parkey kick) (15-75, 8:43)	7	17
Dolphins	3	1:32	J.Landry 7 yd. pass from J.Cutler (C.Parkey kick) (5-51, 2:30)	14	17
Dolphins	4	8:34	C.Parkey 49 yd. Field Goal (8-21, 3:08)	17	17
Dolphins	4	2:30	C.Parkey 38 yd. Field Goal (10-46, 4:30)	20	17

GAME STATISTICS

RUSHING (Att-Yds-TD):

Miami: J. Ajayi 26-130, D. Williams 4-9, J. Cutler 1-(-1).
Atlanta: D. Freeman 9-68, T. Coleman 9-32-1, M. Boshier 1-0.

PASSING (A-C-Y-TD-I):

Miami: J. Cutler 33-19-151-2-1.
Atlanta: M. Ryan 35-24-248-1-1.

RECEIVING (Rec-Yds-TD):

Miami: J. Landry 8-62-1, K. Stills 4-49-1, J. Thomas 3-22, D. Williams 3-14, J. Grant 1-4.
Atlanta: A. Hooper 7-48, Ju. Jones 6-72, T. Gabriel 4-39, J. Hardy 3-34, D. Freeman 2-11, M. Hall 1-40-1, T. Coleman 1-4.

SACKS (Sk-Yds):

Miami: N. Suh 1-5, C. Wake 1-4.
Atlanta: None.

INTERCEPTIONS (Int-Yds):

Miami: R. Jones 1-15.
Atlanta: D. Jones 1-1.

FORCED FUMBLES:

Miami: None.
Atlanta: None.

FUMBLE RECOVERIES (No-Yds):

Miami: None.
Atlanta: None.

TEAM STATS

	MIA	ATL
First Downs	20	19
Rushing	7	5
Passing	10	13
Penalty	3	1
3rd-Down Efficiency	5 for 12	6 for 11
4th-Down Efficiency	2 for 3	0 for 1
Total Net Yards	289	339
Total Net Plays	64	56
Average Gain	4.5	6.1
Net Yards Rushing	138	100
Rushes	31	19
Yards per Rush	4.5	5.3
Net Yards Passing	151	239
Completed - Attempted	19-33	24-35
Yards per Pass Play	4.6	6.5
Sacked - Yards Lost	0-0	2-9
Had Intercepted	1	1
Punts - Average	2-80-40.0	3-118-39.3
Return Yardage	58	35
Punts - Return Yards	1-8	0-0
Kickoffs - Return Yards	2-35	2-34
Interceptions - Return Yards	1-15	1-1
Penalties - Yards	4-42	6-73
Fumbles - Lost	0-0	1-0
Red-Zone Efficiency	2 for 3	1 for 1
Goal-to-Go Efficiency	0 for 0	1 for 1
Time of Possession	34:24	25:36



STEPHEN M. ROSS



STEPHEN M.
ROSS

**CHAIRMAN OF THE BOARD/
MANAGING GENERAL PARTNER**

COLLEGE: MICHIGAN
NFL: 10TH SEASON // DOLPHINS: 10TH SEASON

Stephen M. Ross, Chairman and Founder of Related Companies – an international real estate firm – began his ownership interest in the Miami Dolphins in February of 2008 when he became a 50 percent partner with H. Wayne Huizenga in the team, Hard Rock Stadium and the surrounding developable land. He increased that share to a 95 percent ownership of the team and the stadium on Jan. 20, 2009 and assumed the responsibility of managing general partner of both the Dolphins and the stadium, which culminated one of his long-held dreams; Mr. Ross grew up in South Florida and the Dolphins have been a lifetime passion for him.

Under Mr. Ross' leadership, the Dolphins have become one of the most fan-friendly teams in the National Football League. They have significantly expanded the Miami Dolphins Foundation's presence in the South Florida community with a host of new civic and charitable initiatives. Additionally, Mr. Ross reached a unique agreement with Miami-Dade County in June 2014 to modernize the home stadium of the Miami Dolphins. Phase I of the project was completed in time for the 2015 season and changed every seat in the stadium, rebuilt the concourses on the 100 and 300 levels, moved seats 25-feet closer to the field on the north and south sidelines, introduced five new premium spaces and allowed fans to enjoy improved food, enhanced concourses and 16 new restroom facilities throughout the stadium. For the 2016 season, Hard Rock Stadium installed a state-of-the-art canopy that keeps as many as 92 percent of the spectators in the shade and protected from the rain and four giant high-definition video boards. Unveiled in 2017 are remodeled, modernized suites throughout the stadium offering a more intimate club space on the 200 level with improved amenities and food. Also, Mr. Ross has lived up to his pledge to provide the coaches, support staff and players all of the necessary resources to build a winning team, including a \$10 million renovation to make the club's training facility a state-of-the-art venue that incorporates the latest technology and advances.

Mr. Ross is committed to supporting the community that supports the Dolphins. He has strengthened the reach of the Miami Dolphins Foundation, offering tremendous support in the areas of education, health, volunteerism and youth programs. In May 2013, Ross pledged to give more than half of his estate to philanthropic causes and charitable organizations, including South Florida-based institutions. The commitment was made through the Giving Pledge, a long-term global initiative created by Warren Buffett and Bill and Melinda Gates that aims to inspire deeper engagement in philanthropy and increase charitable giving globally. As an NFL owner, he is using his platform to harness the unifying power of sport to advance race relations across the country through the establishment of the nonprofit organization Ross Initiative in Sports for Equality (RISE). The nonprofit's efforts have been so impactful, RISE was recognized in 2017 by ESPN's Humanitarian Awards for the Stuart Scott Enspire Award. The award celebrates people who have taken risk and used an innovative approach to helping the disadvantaged through the power of sports. Ross' efforts through RISE were honored as they personify the ethos of fairness, ethics, respect and fellowship with others.

Mr. Ross graduated from the University of Michigan with a Bachelor of Business Administration degree and from Wayne State University Law School with a Juris Doctor degree. He later received a Master of Laws in Taxation from New York University School of Law. In 2004, the University of Michigan renamed its business school the Stephen M. Ross School of Business at the University of Michigan and in 2011, the school awarded him an honorary Doctor of Laws degree at its commencement.





MIKE TANNENBAUM



Mike Tannenbaum enters his third season as the team's executive vice president of football operations after he was named to the role on Jan. 6, 2015. He originally joined the organization as a consultant in August 2014 and has 20 years of NFL experience at various levels of NFL personnel departments and front offices.

In his role, Tannenbaum oversees and coordinates the effort of football operations and administration. He works together with General Manager Chris Grier and Head Coach Adam Gase, and other senior executives in implementing the philosophy of building a championship caliber football team.

In Tannenbaum's first two seasons he has overseen a successful transition to a new head coach and general manager, and helped the Dolphins earn their first playoff berth in eight years with a 10-6 record in 2016.

One of the team's strategies to building a competitive roster is retaining its own core players. Since Tannenbaum's arrival in 2015, the Dolphins have re-signed or agreed to contract extensions with several key players including center Mike Pouncey (2015), quarterback Ryan Tannehill (2017), defensive end Cameron Wake (2016 and 2017), safety Reshad Jones (2017), wide receiver Kenny Stills (2017), linebacker Kiko Alonso (2017) and defensive end Andre Branch (2017). That group has combined for nine Pro Bowl selections in their careers.

Tannenbaum has made several significant trades during his Dolphins tenure. He acquired Stills in 2015 from the New Orleans Saints. Stills led the Dolphins with nine touchdowns and finished third in the NFL with a 17.3 yards per reception average in 2016. Prior to the 2016 NFL draft, Tannenbaum swapped first-round picks with Philadelphia, moving down five spots and adding Alonso and cornerback Byron Maxwell. The team used the acquired first-round pick (No. 13 overall) on offensive lineman Laremy Tunsil, successfully adding three starters in exchange for one selection. In 2016, Alonso led the team with 115 tackles (69 solo), Maxwell had more passes defended (15) than any Dolphins player since 2008 and Tunsil became the first Dolphin to ever start games at both guard and tackle as a rookie. In 2017, Tannenbaum traded a seventh-round pick to Jacksonville in exchange for two-time Pro Bowl tight end Julius Thomas, a player who previously thrived in Denver under Gase, who was his offensive coordinator there.

In his first full offseason with the Dolphins in 2015, Tannenbaum helped land one of the top unrestricted free agents in four-time Pro Bowl defensive tackle Ndamukong Suh. In 2016, Suh was named to his fifth career Pro Bowl after he recorded a career-high 72 tackles (41 solo).

Prior to the Dolphins, Tannenbaum spent two years (2013-14) as an agent and principal at Priority Sports and Entertainment. He spent the previous 16 seasons (1997-2012) in various roles for the New York Jets, including his final seven years (2006-12) as the team's executive vice president and general manager. During his time as general manager, the Jets went to the playoffs three times, won four playoff games and made two AFC Championship game appearances.

Tannenbaum began his tenure in New York as director of player contracts in 1997 and was promoted to assistant general manager and director of pro personnel in 2001. In 2004, he was elevated to the role of assistant general manager and senior vice president of football operations before taking on the role of general manager prior to the 2006 season. Tannenbaum's first draft at the helm as general manager began with the

selection of two offensive linemen, making the Jets the first team since the 1975 L.A. Rams to select two offensive linemen in the first round. Both left tackle D'Brickshaw Ferguson, chosen fourth overall, and center Nick Mangold, selected 29th overall, were named to various NFL All-Rookie teams and have since been named to multiple Pro Bowls. That draft class started 47 games in 2006 and helped the Jets advance to the first round of the NFL playoffs with a record of 10-6, a six-win improvement from the 2005 campaign.

In Tannenbaum's second draft as GM, the Jets selected two invaluable additions to their defense. Using the trade route, they moved up in rounds one and two to select cornerback Darrelle Revis and linebacker David Harris, respectively. Both emerged as starters as rookies. Revis quickly blossomed into a perennial All-Pro and Harris emerged as one of the game's most consistent linebackers. The 2011 draft generated an immediate impact when Tannenbaum selected first-rounder Muhammed Wilkerson, who started all 16 games on the defensive line during his rookie season.

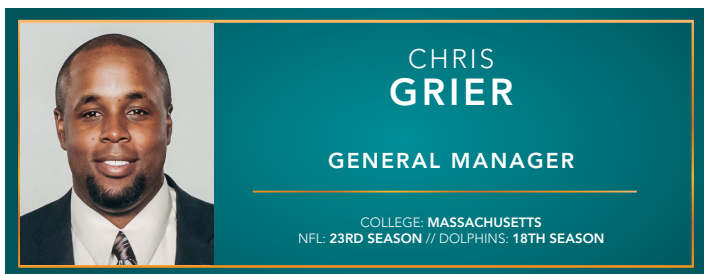
Tannenbaum began his career in the NFL with the New Orleans Saints in 1994 before accepting the position of player personnel assistant with the Cleveland Browns in 1995. He returned to the Saints for the 1996 season as a player personnel assistant prior to joining the Jets in 1997.

A native of Needham, Massachusetts, Tannenbaum earned an accounting degree from the University of Massachusetts-Amherst and graduated cum laude from Tulane University Law School. He also was selected to the NFL General Managers Advisory Committee in 2008 and appointed to the Board of Directors of the Sports Lawyers Association, while serving as a member of the American Bar Association in the Sports and Entertainment division.





CHRIS GRIER



Chris Grier is entering his 18th season with the Miami Dolphins and second as the club's general manager. Grier was appointed general manager on Jan. 4, 2016 after spending the previous nine years as the team's director of college scouting. He works together with Executive Vice President of Football Operations Mike Tannenbaum and Head Coach Adam Gase to help build a championship-caliber football team. In his role, Grier oversees the draft, both college and pro personnel departments and all scouting efforts.

In his first draft as general manager in 2016, Grier worked with his staff to bring linebacker Kiko Alonso and cornerback Byron Maxwell to Miami in a trade with the Philadelphia Eagles. The deal net the team the 13th pick of the draft, which Grier used to select guard/tackle Laremy Tunsil, who started 14 games as a rookie and became the first offensive lineman in franchise history to start at least one game at guard and tackle in his rookie year. Alonso went on to start 15 games and lead the team with 115 total tackles (69 solo), ranking No. 9 in the AFC in 2016, while Maxwell started 13 games and had 15 passes defensed, the most by a Dolphins player since 2008.

The team also drafted running back Kenyan Drake and wide receiver Jakeem Grant in 2016, who became just the second rookie duo in team history to combine for a kickoff return and punt return for a touchdown in the same season.

Grier helped turn more than half the roster over in 2016, as the team entered training camp with more than 45 new players acquired during the offseason. The results were a four-game improvement from the previous season, the fifth-best mark in the NFL. The Dolphins finished 10-6 with a playoff berth, the team's best record and first playoff appearance since 2008.

As the team's director of college scouting (2007-15), Grier was part of a front office that discovered some of the best collegiate players the Dolphins have ever drafted, including wide receiver Jarvis Landry and running back Jay Ajayi.

A second-round selection in 2014, Landry finished his first three NFL seasons with 288 receptions, tied for the most any NFL player has ever recorded in his first three years in the league. A fifth-round pick in 2015, Ajayi became just the fourth player in NFL history to post three 200-yard rushing games in the same season in 2016. His 1,272 rushing yards were third all-time in team history and he holds three of the team's six best single-game rushing performances. Both Landry and Ajayi were Pro Bowl selections following the 2016 season.

In 2011, the Dolphins drafted center Mike Pouncey in the first round. Pouncey has developed into one of the league's best interior linemen and was selected to the Pro Bowl for the third time in his career in 2015.

Ajayi wasn't the only diamond in the rough found by the team during Grier's tenure as director of college scouting. Safety Reshad Jones was a fifth-round pick in 2010 and was named the team's co-MVP following the 2015 season after he became the first player in team history to record at least 100 tackles, four interceptions and two sacks in a single season.

Prior to being the team's director of college scouting, Grier served as an area scout with the club from 2000-02, before being promoted to national scout/assistant director of college scouting in 2003. Miami won the AFC East during his first season with the team.

Grier started with the Patriots as an intern in 1994. He joined the club on a full-time basis the following year, and served as a regional scout until joining the Dolphins in 2000. In 1996, Grier was part of a New England staff that won the AFC Championship. He helped scout several players for a Patriots roster that went on to win Super Bowls XXXVI, XXXVIII and XXXIX. Grier has worked with several of football's most successful coaches and executives throughout his career and that has helped shape his football philosophy. His father, Bobby Grier, is the former vice president of player personnel for the Patriots and recently retired as a senior personnel advisor with the Houston Texans. Chris has also worked with and learned under Pro Football Hall of Famer Bill Parcells, Patriots Head Coach Bill Belichick, Seattle Seahawks Head Coach Pete Carroll and University of Alabama Head Coach Nick Saban.

Grier attended the University of Massachusetts-Amherst where he majored in journalism and played football for two years before injuries ended his career. He spent his final two years there as an undergraduate assistant.

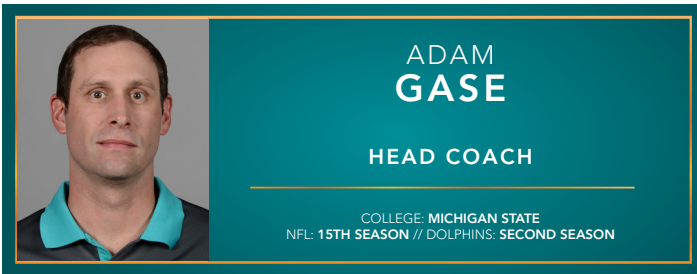
Chris' brother, Michael, played for the Edmonton Oilers, Washington Capitals, San Jose Sharks and Buffalo Sabres of the National Hockey League. He is currently a scout for the Chicago Blackhawks.

A native of Holliston, Mass., Grier resides in Weston with his wife, Paige, and their two sons, Landon and Jackson.





ADAM GASE



Adam Gase was named the 12th head coach in Miami Dolphins history on Jan. 9, 2016.

In just his first season as an NFL head coach, Gase directed the Dolphins to a 10-6 record and playoff berth, the team's best record and first playoff appearance since 2008.

Miami turned its season around with a six-game winning streak following a 1-4 start. The streak was the team's longest since 2005 and marked just the second time a coach other than Don Shula led the team to six straight regular season wins. From Week 6 through the end of the season, the team was third in the NFL in rushing offense (132.9 yards per game), tied for third in sacks allowed (13), tied for fourth in takeaways (21) and 11th in scoring offense (25.0 points per game).

Halftime adjustments were also key to the team's improvement. The Dolphins finished the 2016 season with a +46 point differential after halftime, which ranked No. 8 in the NFL. The team outscored its opponents by a total of 221-175 after the break, including two overtime wins vs. Cleveland (9/25) and at Buffalo (12/24).

With Gase directing the offense, quarterback Ryan Tannehill posted the most efficient season of his five-year NFL career, despite being lost to a season-ending injury in Week 14. Tannehill completed 261-of-389 passes (67.1 pct.) for 2,995 yards and 19 touchdowns. His 93.5 quarterback rating, 7.7 yards per attempt and 67.1 completion percentage were all career highs. Tannehill completed a 50-plus-yard pass in seven of his 13 games, which tied for the NFL lead. Both Tannehill and quarterback Matt Moore finished first and second in the NFL in highest red zone passer rating (min. six attempts), with Tannehill posting a 119.7 mark and Moore finishing second at 118.8.

Miami found a renewed rushing attack in Gase's first season, led by running back Jay Ajayi. Despite not starting until Week 5, Ajayi totaled 261 carries for 1,272 yards (4.9 avg.) and eight touchdowns. His 1,272 rushing yards were third-best in Dolphins history and he rushed for more than 200 yards in three different games. In just the 2016 season alone, Ajayi now holds three of the team's top six single-game rushing performances and became one of just four players in NFL history to rush for 200 yards in three-or-more games in the same season. Ajayi's 1,085-yard improvement from the 2015 season was the largest of any NFL player in 2016 and he led the NFL with 1,155 rushing yards from Week 6 through the end of the season.

Wide receiver Jarvis Landry also had a great first year under Gase. Landry caught 94 passes for 1,136 yards (12.1 avg.). He and Ajayi marked the second time a Dolphins team had produced a 1,000-yard rusher and 1,000-yard receiver in the same season.

In 2015, Gase was the offensive coordinator for the Chicago Bears. Under Gase, the Bears implemented a balanced offensive attack that improved the team's rushing totals from No. 27 in the season before Gase arrived in Chicago to No. 11 in 2015, as the unit averaged 25.6 more rushing yards per game. Bears quarterback Jay Cutler finished the 2015 season with the highest passer rating (92.3) of his career. Cutler also threw seven fewer interceptions than the previous season and his interception rate of 2.3 percent was the best showing of his career for a season where he played at least 12 games. In addition, Cutler's yards per attempt increased by 0.8, the second-largest one-year increase in his career.

Prior to joining the Bears, Gase spent six seasons (2009-14) with the Denver Broncos, during which the team compiled a 58-38 (.604) regular-season record, won four AFC West titles, three playoff games and an AFC Championship, including a trip to Super Bowl XLVIII.

While Gase was the Denver Broncos' offensive coordinator in 2013 and 2014, the Broncos led the NFL in scoring offense (34.0 points per game), total offense (430.1 yards per game) and passing offense (315.8 yards per game). During his two seasons as coordinator, seven players from the Broncos offense were named to the Pro Bowl: running back C.J. Anderson (2014), tackle Ryan Clady (2014), quarterback Peyton Manning (2013-14), wide receiver Emmanuel Sanders (2014), wide receiver Demaryius Thomas (2013-14), tight end Julius Thomas (2013-14) and guard Louis Vasquez (2013).

In 2014, the Broncos finished 12-4, winning the AFC West and earning a bye in the first round of the playoffs. Gase helped Denver finish second in scoring, averaging 30.1 points per contest. Manning continued his excellence, completing 66.2 percent of his passes and passing for 4,727 yards and 39 touchdowns. He set the NFL's career passing touchdown record on Oct. 19, 2014 against San Francisco. Demaryius Thomas broke the franchise's single-season receiving record with 1,619 receiving yards. He finished the year with 111 receptions, second in the league and a

career high. Wide receiver Emmanuel Sanders also set career highs in both receptions (101) and receiving yards (1,404), ranking No. 5 in the NFL in both categories. Running back C.J. Anderson, who entered the 2014 season with just seven career carries, was instrumental in helping Denver finish the season strong. In the final seven games of the regular season, Anderson carried the ball 140 times for 648 yards (4.6 avg.) and eight touchdowns as the Broncos won five of their last seven contests. He became the first Denver running back since 2004 to rush for 150-plus yards in consecutive games.

In 2013, Gase's first as offensive coordinator, the Broncos set NFL records in both points (606) and touchdowns (76) and Denver's scoring output increased by 7.8 points per game. The Broncos totaled 59.4 yards per game more than they did in 2012 and led the NFL with 5,444 passing yards and 55 passing touchdowns. The explosive offense helped Denver finish the regular season 13-3, winning the AFC West and earning the top seed in the AFC playoffs, where the Broncos won the conference title and played in Super Bowl XLVIII.

In addition to setting NFL team records, Gase also helped Manning have the most prolific season of any quarterback in NFL history. Manning's 5,477 passing yards and 55 passing touchdowns were both NFL records that still stand today. Manning earned his fifth NFL MVP award and also was honored as the Maxwell Club Player of the Year and AP Offensive Player of the Year.

In total, the Broncos set or tied 12 NFL offense and scoring records in the 2013 season with Gase as offensive coordinator: points (606), touchdowns (76), players with 10 or more touchdowns (5), passing first downs (293), games with 50-plus points (3), points in the second half (318), individual passing yards (Manning, 5,477), individual passing touchdowns (Manning, 55), most four-touchdown passing games (Manning, 9), most two-touchdown passing games (Manning, 15), most 400-yard passing games (Peyton Manning, 4) and most 90-plus passer rating games (Manning, 15).

The 2013 Broncos were one of just four teams in the past five seasons (2011-15) to have two 1,000-yard receivers and a 1,000-yard rusher. Wide receiver Demaryius Thomas was fourth in the NFL with 1,430 receiving yards, while fellow receiver Eric Decker ranked No. 9 with 1,288. Running back Knowshon Moreno rushed for 1,038 yards and 10 touchdowns. Denver became the only team in NFL history to have four players catch 10 or more touchdown passes in the same season. Demaryius Thomas led the way with 14 touchdown grabs, tight end Julius Thomas was second with 12, Decker finished with 11 and wide receiver Wes Welker totaled 10 touchdown receptions.

Gase served as Denver's quarterbacks coach from 2011-12. Manning joined the team in 2012 following 14 seasons with the Indianapolis Colts, including a 2011 campaign that he missed due to injury. With Gase as his position coach in 2012, Manning was wildly successful, finishing second in the league in passer rating (105.8), third in passing touchdowns (37) and sixth in passing yards (4,659). He earned the AP NFL Comeback Player of the Year award and was runner-up for NFL MVP. The Broncos won the AFC West with a 13-3 mark and finished the season on an 11-game winning streak. The team's passing offense was fifth in the NFL (283.4 yards per game) and the club finished second in scoring (30.1 points per game) and fourth in total offense (397.9 yards per game).

In 2011, Gase worked with quarterbacks Kyle Orton and Tim Tebow, helping lead the Broncos to the AFC West crown and a Wild Card playoff victory. Tebow rushed for 660 yards, the most by a quarterback in franchise history and 12th-most by an NFL quarterback ever. He also rushed for six touchdowns.

Gase joined the Broncos in 2009 as the wide receivers coach, a position he held for two seasons.

In 2010, he helped wide receiver Brandon Lloyd earn a Pro Bowl invitation after he led the league in receiving with 1,448 yards and 11 touchdowns. It was the first time a Broncos player had ever led the league in receiving yards. The 1,448 yards were 482 more than Lloyd recorded in any other season throughout his 11-year NFL career. He joined Brett Perriman (Detroit, 1995) as the only two players in NFL history to record their first 1,400-yard campaign in their eighth season or later.

Gase coached another Pro Bowl wide receiver in 2009 when Brandon Marshall caught 101 passes for 1,120 yards (11.1 avg.) and 10 touchdowns. The 101 receptions were the fourth-highest mark in the league and the Pro Bowl selection was Marshall's second of his young career. Marshall set a single-game NFL record with 21 receptions against Indianapolis on Dec. 13, 2009.

Gase spent the 2008 season as an offensive assistant for the San Francisco 49ers.

Prior to San Francisco, Gase held several roles for five seasons (2003-07) with the Detroit Lions. He coached the Lions' quarterbacks in 2007, working with quarterback Jon Kitna in one of the finest seasons of his career. Kitna passed for 4,068 yards, the second-most in his 14-year NFL career, and 18 touchdowns. His 4,068 passing yards ranked No. 6 in the NFL and he finished fifth with 355 completions.

Gase was an offensive quality control coach for the Lions in 2006. He began his NFL career as a scouting/coaching assistant for the Lions, a role he held from 2003 to 2005.

Gase began his coaching career as a defensive graduate assistant at LSU in 2000. He spent the following two seasons on the recruiting staff for Head Coach Nick Saban, winning a Southeastern Conference championship in 2001 and helping recruit a group of players that won the BCS National Championship in 2003.

He and his wife, Jennifer, have a daughter, McKenzie, and two sons, A.J. and Wyatt.



2017 MIAMI DOLPHINS OFFENSIVE AND STRENGTH & CONDITIONING COACHES



CLYDE CHRISTENSEN
OFFENSIVE COORDINATOR

Born January 28, 1956, Covina, Calif.
Quarterback Fresno City College 1975, North Carolina 1976-78. No pro playing experience. College coach: Mississippi 1979, East Tennessee State 1980-82, Temple 1983-85, East Carolina 1986-88, Holy Cross 1989-1990, South Carolina 1991, Maryland 1992-93, Clemson, 1994-95. Pro coach: Tampa Bay Buccaneers 1996-2001, Indianapolis Colts 2002-2015, joined Dolphins in 2016.



DANNY BARRETT
RUNNING BACKS

Born December 18, 1961, Boynton Beach, Fla.
Quarterback Cincinnati 1979-82. Pro quarterback Calgary Stampeders 1983-85, 1990-91, 1996, Toronto Argonauts 1985-88, BC Lions 1992-93, 1998, Ottawa Rough Riders 1994-95. College coach: Buffalo 2007-09, Central Florida 2011-15. Pro coach: Calgary Stampeders 1997, BC Lions 1998-99, Saskatchewan Roughriders 2000-06, joined Dolphins in 2016.



SHANE DAY
TIGHT ENDS

Born September 27, 1974, Manhattan, Kan.
Wide receiver Rhodes College 1995-96. No pro playing experience. College coach: Michigan 2005-06, Connecticut 2012-13. Pro coach: San Francisco 49ers 2007-09, Chicago Bears 2010-11, Washington Redskins 2014-15, joined Dolphins in 2016.



DAVE DeGUGLIELMO
SENIOR OFFENSIVE ASSISTANT

Born July 15, 1968, Cambridge, Mass.
Offensive line Boston University 1987-1990. No pro playing experience. College coach: Boston College 1991-92, Boston University 1993-96, Connecticut 1997-98, South Carolina 1999-2003. Pro coach: New York Giants 2004-08, Miami Dolphins 2009-2011, New York Jets 2012, New England Patriots 2014-15, San Diego Chargers 2016, joined Dolphins in 2017.



JOSH GRIZZARD
OFFENSIVE QUALITY CONTROL

Born June 11, 1990, Zebulon, N.C.
Defensive back Yale 2008-11. No pro playing experience. College coach: Yale 2012, Duke 2013-16. Pro coach: Joined Dolphins in 2017.



BO HARDEGREE
QUARTERBACKS

Born July 5, 1984, Jackson, Tenn.
Quarterback Tennessee 2003-06. No pro playing experience. College coach: Duke 2008-10, Louisiana State 2011-13. Pro coach: Denver Broncos 2014, Chicago Bears, 2015, joined Dolphins in 2016.



SHAWN JEFFERSON
WIDE RECEIVERS

Born February 22, 1969, Jacksonville, Fla.
Wide receiver Central Florida 1988-1990. Pro wide receiver San Diego Chargers 1991-95, New England Patriots 1996-99, Atlanta Falcons 2000-02, Detroit Lions 2003. No college coaching experience. Pro coach: Detroit Lions 2005-12, Tennessee Titans 2013-15, joined Dolphins in 2016.



BEN JOHNSON
ASSISTANT WIDE RECEIVERS

Born May 11, 1986, Charleston, S.C.
Quarterback North Carolina 2004-08. No pro playing experience. College coach: Boston College 2010-11. Pro coach: Joined Dolphins in 2012.



CHRIS KUPER
ASSISTANT OFFENSIVE LINE

Born December 19, 1982, Anchorage, Alaska
Guard North Dakota State 2001-05. Pro guard Denver Broncos 2006-13. No college coaching experience. Pro coach: Joined Dolphins in 2016.



DAVE PULOKA
HEAD STRENGTH & CONDITIONING

Born January 12, 1979, Arlington, Mass.
Linebacker Holy Cross 1997-2000. No pro playing experience. College coach: Stevens Institute of Technology 2005, Virginia 2006. Pro coach: Atlanta Falcons 2007, joined Dolphins in 2008.



JIM ARTHUR
ASSISTANT STRENGTH & CONDITIONING

Born July 12, 1978, Cheshire, Conn.
Attended Springfield (Mass.) College. No college or pro playing experience. College coach: Springfield College 2000, Louisiana Tech 2001, Boston College 2002. Pro coach: Buffalo Bills 2002-04, Chicago Bears 2005-15, joined Dolphins in 2016.



2017 MIAMI DOLPHINS DEFENSIVE AND SPECIAL TEAMS COACHES



MATT BURKE
DEFENSIVE COORDINATOR
Born March 25, 1976, Hudson, Mass.
Safety Dartmouth 1994-97. No pro playing experience. College coach: Boston College 2000-02, Harvard 2003. Pro coach: Tennessee Titans 2006-08, Detroit Lions 2009-13, Cincinnati Bengals 2014-15, joined Dolphins in 2016.



LOU ANARUMO
DEFENSIVE BACKS
Born August 18, 1966, Staten Island, N.Y.
Attended Wagner. No college or pro playing experience. College coach: U.S. Merchant Marine Academy 1989-1990, 1992-94, Wagner 1990, Syracuse 1990-91, Harvard 1995-2000, Marshall 2001-03, Purdue 2004-11. Pro coach: Joined Dolphins in 2012.



CHARLIE BULLEN
ASSISTANT LINEBACKERS
Born September 28, 1984, Palatine, Ill.
Quarterback Harper College 2005-06. No pro playing experience. College coach: Iowa 2007-11. Pro coach: Joined Dolphins in 2012.



FRANK BUSH
ASST. HEAD COACH/LINEBACKERS
Born January 10, 1963, Athens, Ga.
Linebacker North Carolina State 1981-1984. Pro linebacker Houston Oilers 1985-86. No college coaching experience. Pro coach: Houston Oilers 1987-1991 (scout), 1992-94, Denver Broncos 1995-2003, Arizona Cardinals 2004-06, Houston Texans 2007-2010, Tennessee Titans 2011-12, St. Louis/Los Angeles Rams 2013-16, joined Dolphins in 2017.




ANDRE CARTER
ASSISTANT DEFENSIVE LINE
Born May 12, 1979, Denver, Colo.
Defensive end California 1997-2000, Pro defensive end San Francisco 49ers 2001-05, Washington Redskins 2006-10, New England Patriots 2011, Oakland Raiders 2012, New England Patriots 2013. College coach: California 2015. Pro coach: Joined Dolphins in 2017.



DARONTE JONES
ASSISTANT DEFENSIVE BACKS
Born November 11, 1978, Annapolis, Md.
Defensive back Temple 1996, Morgan State 1997-2000. No pro playing experience. College coach: Lenoir-Rhyne 2001, Nicholls State 2002, Bowie State 2005-09, UCLA 2010, Hawaii 2012-14, Wisconsin. Pro coaching experience: Montreal Allouettes 2011, joined Dolphins in 2016.



RUSTY MCKINNEY
DEFENSIVE QUALITY CONTROL
Born October 17, 1980, Fairfax County, Va.
Linebacker Towson 1998-2001. No pro playing experience. College coach: Saint Anselm 2008, Bentley University 2009-13. Pro coach: Cleveland Browns 2014-15, joined Dolphins in 2016.



TERRELL WILLIAMS
DEFENSIVE LINE
Born June 19, 1974, Los Angeles, Calif.
Nose guard East Carolina 1995-98. No pro playing experience. College coach: Fort Scott (Kan.) C.C. 1998, North Carolina A&T 1999-2001, Youngstown State 2002-03, Akron 2004-05, Purdue 2006-09, Texas A&M 2010-11, Florida 2015. Pro coach: Oakland Raiders 2012-14, joined Dolphins in 2015



DARREN RIZZI
ASSOC. HEAD COACH/SPECIAL TEAMS COORD.
Born July 21, 1970, Hillsdale, N.J.
Tight End Rhode Island 1988-1991. No pro playing experience. College coach: Rhode Island 1992, Colgate 1993, New Haven 1993-97, Northeastern 1998, New Haven 1999-2001 (head coach), Rutgers 2002-07, Rhode Island 2008 (head coach). Pro coach: Joined Dolphins in 2009.



MARWAN MAALOUF
ASSISTANT SPECIAL TEAMS
Born November 26, 1976, Strongsville, Ohio.
Guard Baldwin-Wallace 1997-99. No pro playing experience. College coach: Baldwin-Wallace 2000, Fordham 2001, Rutgers 2002-03. Pro coach: Cleveland Browns 2004-06, Baltimore Ravens 2008-11, Indianapolis Colts 2012, joined Dolphins in 2013.



JAY KAISER
ASSISTANT TO THE HEAD COACH
Born April 8, 1974, Liberal, Kan.
Attended Bethany. No college or pro playing experience. College coach: Bethany 1993-96, Northwest Missouri State 1997-98, Northern Iowa 1999, Toledo 2001, Kansas State 2002-08. Pro coach: Tampa Bay Buccaneers 2009-11, joined Dolphins in 2012.



RYAN CONDON
COACHING ASSISTANT
Born June 12, 1993, Westwood, N.J.
Quarterback Ithaca College 2011-15. No pro playing experience. No college coaching experience. Pro coach: Joined Dolphins in 2015.



SUPPLEMENTAL STATS



2017 STATISTICS

WON 3, LOST 2			
9/17/2017	W	19-17	at Los Angeles Chargers
9/24/2017	L	6-20	at New York Jets
10/1/2017	L	0-20	New Orleans Saints
10/8/2017	W	16-10	Tennessee Titans
10/15/2017	W	20-17	at Atlanta Falcons

	MIAMI	OPPONENT
Total First Downs	80	95
Rushing	21	19
Passing	49	66
Penalty	10	10
3rd Down: Made/Att	17/60	20/58
3rd Down Pct.	28.3%	34.5%
4th Down: Made/Att	2/8	1/3
4th Down Pct.	25.0%	33.3%
Possession Avg.	29:23	30:37
Total Net Yards	1214	1577
Avg. Per Game	242.8	315.4
Total Plays	301	297
Avg. Per Play	4.0	5.3
Net Yards Rushing	437	402
Avg. Per Game	87.4	80.4
Total Rushes	124	115
Net Yards Passing	777	1175
Avg. Per Game	155.4	235.0
Sacked/Yards Lost	10/80	12/62
Gross Yards	857	1237
Attempts/Completions	167/101	170/123
Completion Pct.	60.5%	72.4%
Had Intercepted	5	1
Punts/Average	27/46.9	25/48.8
Net Punting Avg.	41.1	44.9
Penalties/Yards	33/229	41/371
Fumbles/Ball Lost	4/1	8/3
Touchdowns	6	9
Rushing	0	3
Passing	5	6
Returns	1	0

SCORE BY PERIODS	Q1	Q2	Q3	Q4	OT	PTS
TEAM	13	0	24	24	0	61
OPPONENTS	10	33	31	10	0	84

SCORING	TD	RU	PA	RT	PAT	FG	2Pt	PTS
C.Parkey	0	0	0	0	4/6	7/7	0	25
J.Landry	2	0	2	0	0/0	0/0	0	12
K.Stills	2	0	2	0	0/0	0/0	0	12
R.Jones	1	0	0	1	0/0	0/0	0	6
D.Parker	1	0	1	0	0/0	0/0	0	6
Team	6	0	5	1	4/6	7/7	0	61
Opponents	9	3	6	0	9/9	7/12	0	84

2-Pt. Conversions: Team 0/0, Opponents: 0/0

Sacks: C.Wake 3.5, A.Branch 3.0, N.Suh 2.0, C.Harris 1.0, W.Hayes 1.0, K.Alonso 1.0, R.Jones 0.5 **Team: 12.0, Opponents: 10.0**



2017 STATISTICS

RUSHING	NO.	YDS	AVG	LONG	TD
J.Ajayi	102	391	3.8	20	0
D.Williams	10	30	3.0	9	0
J.Cutler	7	20	2.9	9	0
K.Drake	4	3	0.8	6	0
J.Landry	1	-7	-7.0	-7	0
TEAM	124	437	3.5	20	0
OPPONENTS	115	402	3.5	44	3

INTERCEPTIONS	NO.	YDS	AVG	LONG	TD
R.Jones	1	15	15.0	15	0
TEAM	1	15	15.0	15	0
OPPONENTS	5	28	5.6	14	0

PUNTING	NO	YDS	AVG	NET	TB	IN	LG	B
M.Haack	27	1265	46.9	41.1	3	9	64	0
TEAM	27	1265	46.9	41.1	3	9	64	0
OPPONENTS	25	1221	48.8	44.9	0	10	71	0

RECEIVING	NO.	YDS	AVG	LONG	TD
J.Landry	38	272	7.2	18	2
D.Parker	19	236	12.4	31	1
K.Stills	14	163	11.6	29t	2
J.Thomas	12	108	9.0	23	0
J.Ajayi	7	23	3.3	8	0
D.Williams	5	33	6.6	13	0
J.Grant	3	15	5.0	12	0
K.Drake	3	7	2.3	4	0
TEAM	101	857	8.5	31	5
OPPONENTS	123	1237	10.1	69t	6

PUNT RETURNS	RET	FC	YDS	AVG	LONG	TD
J.Grant	9	3	61	6.8	14	0
J.Landry	6	0	37	6.2	13	0
TEAM	15	3	98	6.5	14	0
OPPONENTS	10	5	94	9.4	23	0

KICKOFF RETURNS	NO.	YDS	AVG	LONG	TD
K.Drake	5	106	21.2	34	0
J.Grant	5	104	20.8	25	0
TEAM	10	210	21.0	34	0
OPPONENTS	9	162	18.0	23	0

Fumbles Lost: J.Ajayi 1 Total: 1

FIELD GOALS	1-19	20-29	30-39	40-49	50+
C.Parkey	0/0	1/1	3/3	2/2	1/1
TEAM	0/0	1/1	3/3	2/2	1/1
OPPONENTS	0/0	1/1	0/0	5/9	1/2

Opponent Fumble Recoveries: R.Jones 2, M.Hull 1 Total: 3

PASSING	ATT	CMP	YDS	CMP%	YDS/ATT	TD	TD%	INT	INT%	LONG	SACK	LOST	RATING
J.Cutler	164	101	857	61.6%	5.2	5	3.0%	4	2.4%	31	10	80	75.2
M.Gray	1	0	0	0.0%	0.0	0	0.0%	0	0.0%	0	0	0	39.6
J.Landry	1	0	0	0.0%	0.0	0	0.0%	0	0.0%	0	0	0	39.6
M.Haack	1	0	0	0.0%	0.0	0	0.0%	1	100.0%	0	0	0	0.0
TEAM	167	101	857	60.5%	5.1	5	3.0%	5	3.0%	31	10	80	71.4
OPPONENTS	170	123	1237	72.4%	7.3	6	3.5%	1	0.6%	69t	12	62	102.0



2017 STATISTICS

2017 MIAMI DOLPHINS INDIVIDUAL DEFENSIVE STATISTICS												
PLAYER	GP	SOLO	ASST	TOT	SACKS	YDS	TFL	QBH	INT	PD	FF	FR
Reshad Jones	5	28	5	33	0.5	4.5	3	1	1	1	0	2
Kiko Alonso	5	24	9	33	1.0	0.0	3	1	0	1	1	0
Xavien Howard	5	21	2	23	0.0	0.0	0	0	0	2	0	0
Lawrence Timmons	3	19	2	21	0.0	0.0	2	1	0	2	0	0
Mike Hull	5	12	7	19	0.0	0.0	1	1	0	0	0	1
Nate Allen	5	13	4	17	0.0	0.0	0	0	0	0	0	0
Ndamukong Suh	5	12	4	16	2.0	5.0	3	2	0	0	1	0
Bobby McCain	5	12	4	16	0.0	0.0	0	0	0	0	0	0
Cameron Wake	5	12	3	15	3.5	26.5	6	10	0	0	0	0
Chase Allen	5	12	0	12	0.0	0.0	0	0	0	0	0	0
William Hayes	5	9	1	10	1.0	8.0	2	3	0	0	0	0
Vincent Taylor	5	6	3	9	0.0	0.0	0	1	0	1	0	0
Cordrea Tankersley	3	8	0	8	0.0	0.0	0	0	0	3	0	0
Byron Maxwell	2	8	0	8	0.0	0.0	0	0	0	0	1	0
Andre Branch	5	6	2	8	3.0	10.0	2	4	0	0	0	0
Davon Godchaux	5	5	2	7	0.0	0.0	0	2	0	0	1	0
Rey Maulaluga	2	3	3	6	0.0	0.0	0	0	0	0	0	0
Jordan Phillips	2	1	4	5	0.0	0.0	0	0	0	0	0	0
Charles Harris	5	3	1	4	1.0	8.0	1	5	0	1	0	0
Michael Thomas	5	2	1	3	0.0	0.0	1	0	0	0	0	0
Alterraun Verner	5	1	0	1	0.0	0.0	0	0	0	0	0	0
TOTALS		217	57	274	12.0	62.0	24	31	1	11	4	3

NOTE: Special teams and miscellaneous tackles/fumbles not included above
DEFENSIVE TOUCHDOWNS: Reshad Jones 38-yard fumble return vs. Tennessee (10/8).
MISCELLANEOUS TACKLES: Jarvis Landry 2, Ja'Wuan James 1, Julius Thomas 1.
MISCELLANEOUS FORCED FUMBLES: None.
MISCELLANEOUS FUMBLE RECOVERIES: Ja'Wuan James 1.



GAME-BY-GAME TEAM STATISTICS

2017 MIAMI DOLPHINS GAME-BY-GAME STATISTICS																			
GAME	SCORE				FIRST DOWNS				3RD DOWN		4TH DOWN		NET YARDS						
	PTS	OPP	DIFF	OT	TOT	RUSH	PASS	PEN	CON	ATT	CON	ATT	TOT	RUSH	PASS	TO	PEN	YDS	TOP
at L.A. Chargers	19	17	2	0	21	6	13	2	5	13	0	1	336	111	225	0	5	23	33:22
at N.Y. Jets	6	20	-14	0	16	0	12	4	1	12	0	3	225	30	195	2	8	51	23:52
NEW ORLEANS	0	20	-20	0	11	3	7	1	1	8	0	1	186	58	128	1	11	90	25:32
TENNESSEE	16	10	6	0	12	5	7	0	5	15	0	0	178	100	78	2	5	23	29:45
at Atlanta	20	17	3	0	20	7	10	3	5	12	2	3	289	138	151	1	4	42	34:24
NEW YORK																			
at Baltimore																			
OAKLAND																			
at Carolina																			
TAMPA BAY																			
at New England																			
DENVER																			
NEW ENGLAND																			
at Buffalo																			
at Kansas City																			
BUFFALO																			
TOTALS	61	84	-23	0	80	21	49	10	17	60	2	8	1,214	437	777	6	33	229	29:23

2017 OPPONENTS GAME-BY-GAME STATISTICS																			
GAME	SCORE				FIRST DOWNS				3RD DOWN		4TH DOWN		NET YARDS						
	PTS	OPP	DIFF	OT	TOT	RUSH	PASS	PEN	CON	ATT	CON	ATT	TOT	RUSH	PASS	TO	PEN	YDS	TOP
at L.A. Chargers	17	19	-2	0	24	3	19	2	2	8	0	0	367	44	323	0	6	56	26:38
at N.Y. Jets	20	6	14	0	16	4	9	3	4	13	0	0	336	103	233	1	10	94	36:08
NEW ORLEANS	20	0	20	0	22	4	16	2	6	13	1	2	347	86	261	0	8	71	34:28
TENNESSEE	10	16	-6	0	14	3	9	2	2	13	0	0	188	69	119	2	11	77	30:15
at Atlanta	17	20	-3	0	19	5	13	1	6	11	0	1	339	100	239	1	6	73	25:36
NEW YORK																			
at Baltimore																			
OAKLAND																			
at Carolina																			
TAMPA BAY																			
at New England																			
DENVER																			
NEW ENGLAND																			
at Buffalo																			
at Kansas City																			
BUFFALO																			
TOTALS	84	61	23	0	95	19	66	10	20	58	1	3	1,577	402	1,175	4	41	371	30:37



GAME-BY-GAME TEAM DEFENSIVE STATISTICS

2017 MIAMI DOLPHINS GAME-BY-GAME TEAM DEFENSIVE STATISTICS											
GAME	SOLO	ASST	TOT	SACKS	YDS	TFL	QBH	INT	PD	FF	FR
at L.A. Chargers	42	19	61	1.0	8	5	5	0	0	0	0
at N.Y. Jets	43	15	58	2.0	16	5	5	0	1	2	1
NEW ORLEANS	55	2	57	1.0	7	5	5	0	1	0	0
TENNESSEE	39	12	51	6.0	22	4	11	0	5	2	2
at Atlanta	37	11	48	2.0	9	5	5	1	4	0	0
NEW YORK											
at Baltimore											
OAKLAND											
at Carolina											
TAMPA BAY											
at New England											
DENVER											
NEW ENGLAND											
at Buffalo											
at Kansas City											
BUFFALO											
TOTALS	215	60	275	12.0	62	25	29	6	10	4	3

TURNOVER DIFFERENTIAL

2017 MIAMI DOLPHINS TURNOVERS							
GAME	TAKEAWAYS			GIVEAWAYS			DIFF
	INT	FUM	TOTAL	INT	FUM	TOTAL	
at L.A. Chargers	0	0	0	0	0	0	0
at N.Y. Jets	0	1	1	2	0	2	-1
NEW ORLEANS	0	0	0	1	0	1	-1
TENNESSEE	0	2	2	1	1	2	0
at Atlanta	1	0	1	1	0	1	0
N.Y. JETS							
at Baltimore							
OAKLAND							
at Carolina							
TAMPA BAY							
at New England							
DENVER							
NEW ENGLAND							
at Buffalo							
at Kansas City							
BUFFALO							
TOTAL	1	3	4	5	1	6	-2



SPECIAL TEAMS

2017 MIAMI DOLPHINS TEAM SPECIAL TEAMS STATISTICS								
GAME	SOLO	ASST	TOT	FF	FR	BFG	BPAT	BPNT
at L.A. Chargers	5	1	6	0	0	0	0	0
at N.Y. Jets	3	0	3	0	1	0	0	0
NEW ORLEANS	3	0	3	0	0	0	0	0
TENNESSEE	4	0	4	0	0	0	0	0
at Atlanta	1	2	3	0	0	0	0	0
NEW YORK								
at Baltimore								
OAKLAND								
at Carolina								
TAMPA BAY								
at New England								
DENVER								
NEW ENGLAND								
at Buffalo								
at Kansas City								
BUFFALO								
TOTALS	16	3	19	0	1	0	0	0

2017 MIAMI DOLPHINS INDIVIDUAL SPECIAL TEAMS STATISTICS								
PLAYER	SOLO	ASST	TOT	FF	FR	BFG	BPAT	BPNT
M. Thomas	3	0	3	0	0	0	0	0
K. Drake	2	0	2	0	0	0	0	0
M. Hull	2	0	2	0	0	0	0	0
B. McCain	2	0	2	0	0	0	0	0
S. Perry	2	0	2	0	0	0	0	0
D. Williams	1	1	2	0	0	0	0	0
C. Allen	1	0	1	0	0	0	0	0
J. Denney	1	0	1	0	0	0	0	0
T. Fede	1	0	1	0	0	0	0	0
M. Gray	1	0	1	0	0	0	0	0
W. Aikens	0	1	1	0	0	0	0	0
J. March-Lillard	0	1	1	0	0	0	0	0
J. Grant	0	0	0	0	1	0	0	0
TOTALS	16	3	19	0	1	0	0	0

2017 MIAMI DOLPHINS KICKOFF STATISTICS									
PLAYER	GP	KO	TB	PCT	YDS	AVG	RET	RET YDS	AVG START
C. Parkey	5	17	8	47.1	1,098	64.6	9	162	20.8
Total	5	17	8	47.1	1,098	64.6	9	162	20.8



DRIVE PRODUCTION

2017 MIAMI DOLPHINS GAME-BY-GAME DRIVE PRODUCTION										
GAME	POSS	TD	FGM	FGA	PUNT	INT	FUM	DWNS	TIME	SAF
at L.A. Chargers	10	1	4	4	3	0	0	1	1	0
at N.Y. Jets	12	1	0	0	7	2	0	2	0	0
NEW ORLEANS	9	0	0	0	6	1	0	1	1	0
TENNESSEE	14	1	1	1	9	1	1	0	1	0
at Atlanta	9	2	2	2	2	1	0	1	1	0
NEW YORK										
at Baltimore										
OAKLAND										
at Carolina										
TAMPA BAY										
at New England										
DENVER										
ARZ										
at Buffalo										
at Kansas City										
BUFFALO										
TOTALS	54	5	7	7	27	5	1	5	4	0

2017 OPPONENTS GAME-BY-GAME DRIVE PRODUCTION										
GAME	POSS	TD	FGM	FGA	PUNT	INT	FUM	DWNS	TIME	SAF
at L.A. Chargers	9	2	1	3	4	0	0	0	0	0
at N.Y. Jets	12	2	2	3	5	0	1	0	1	0
NEW ORLEANS	9	2	2	3	3	0	0	1	0	0
TENNESSEE	15	1	1	1	10	0	2	0	1	0
at Atlanta	9	2	1	2	3	1	0	1	0	0
NEW YORK										
at Baltimore										
OAKLAND										
at Carolina										
TAMPA BAY										
at New England										
DENVER										
ARZ										
at Buffalo										
at Kansas City										
BUFFALO										
TOTALS	54	9	7	12	25	1	3	2	2	0



RED ZONE PRODUCTION

2017 MIAMI DOLPHINS GAME-BY-GAME RED ZONE PRODUCTION											
GAME	POSS	TD	FGM	FGA	INT	FUM	DWNS	TIME	RZ PLAYS	RZ RUSH	RZ PASS
at L.A. Chargers	3	0	3	3	0	0	0	0	11	4	7
at N.Y. Jets	1	1	0	0	0	0	0	0	3	1	2
NEW ORLEANS	1	0	0	0	1	0	0	0	1	0	1
TENNESSEE	1	1	0	0	0	0	0	0	4	2	2
at Atlanta	3	2	1	1	0	0	0	0	8	4	4
NEW YORK											
at Baltimore											
OAKLAND											
at Carolina											
TAMPA BAY											
at New England											
DENVER											
NEW ENGLAND											
at Buffalo											
at Kansas City											
BUFFALO											
TOTALS	9	4	4	4	1	0	0	0	27	11	16

2017 OPPONENT GAME-BY-GAME RED ZONE PRODUCTION											
GAME	POSS	TD	FGM	FGA	INT	FUM	DWNS	TIME	RZ PLAYS	RZ RUSH	RZ PASS
at L.A. Chargers	3	2	0	1	0	0	0	0	7	2	5
at N.Y. Jets	2	1	1	1	0	0	0	0	6	4	2
NEW ORLEANS	4	2	1	2	0	0	0	0	12	5	7
TENNESSEE	1	1	0	0	0	0	0	0	2	1	1
at Atlanta	1	1	0	0	0	0	0	0	4	3	1
NEW YORK											
at Baltimore											
OAKLAND											
at Carolina											
TAMPA BAY											
at New England											
DENVER											
NEW ENGLAND											
at Buffalo											
at Kansas City											
BUFFALO											
TOTALS	11	7	2	4	0	0	0	0	31	15	16



PENALTIES

2017 GAME-BY-GAME PENALTIES						
GAME	MIAMI			OPPONENTS		
	PEN	YDS	1DWNS	PEN	YDS	1DWNS
at L.A. Chargers	5	23	2	6	56	2
at N.Y. Jets	8	51	3	10	94	4
NEW ORLEANS	11	90	2	8	71	1
TENNESSEE	5	23	2	11	77	0
at Atlanta	4	42	1	6	73	3
NEW YORK						
at Baltimore						
OAKLAND						
at Carolina						
TAMPA BAY						
at New England						
DENVER						
NEW ENGLAND						
at Buffalo						
at Kansas City						
BUFFALO						
TOTALS	33	229	10	41	371	10

REPLAY REVIEWS

2017 REPLAY CHALLENGES BY DOLPHINS		
GAME	INITIAL RULING	RULING
L.A. CHARGERS (9/17)	J.Cutler pass incomplete deep right to D.Parker (K. Emanuel). Miami challenged the incomplete pass ruling.	Upheld

2017 REPLAY CHALLENGES BY OPPONENT		
GAME	INITIAL RULING	RULING
N.Y. JETS (9/24)	J. Cutler pass short left to K. Stills. NY Jets challenged the pass completion ruling.	Upheld

2017 REVIEWS BY REPLAY ASSISTANT		
GAME	INITIAL RULING	RULING
N.Y. JETS (9/24)	B. Powell left end for 1 yard, TOUCHDOWN. Replay Official reviewed the runner broke the plane ruling.	Upheld
NEW ORLEANS (10/1)	J.Cutler pass short left to K.Stills to MIA 11 for 5 yards (M.Lattimore). FUMBLES (M.Lattimore), ball out of bounds at MIA 11. The Replay Official reviewed the loose ball recovery ruling.	Reversed
TENNESSEE (10/8)	M.Cassel sacked at TEN 24 for -7 yards (K.Alonso). FUMBLES (K.Alonso), RECOVERED by MIA-R.Jones at TEN 38. R.Jones for 38 yards, TOUCHDOWN. The Replay Official reviewed the fumble ruling.	Upheld
ATLANTA (10/15)	T. Coleman left guard for 6 yards, TOUCHDOWN. The Replay Official reviewed the runner broke the plane ruling	Upheld



THIRD AND FOURTH DOWNS

2017 GAME-BY-GAME THIRD DOWNS						
GAME	MIAMI			OPPONENTS		
	MADE	ATT	PCT	MADE	ATT	PCT
at L.A. Chargers	5	13	38.5	2	8	25.0
at N.Y. Jets	1	12	8.3	4	13	30.8
NEW ORLEANS	1	8	12.5	6	13	46.2
TENNESSEE	5	15	33.3	2	13	15.4
at Atlanta	5	12	41.7	6	11	54.5
NEW YORK						
at Baltimore						
OAKLAND						
at Carolina						
TAMPA BAY						
at New England						
DENVER						
NEW ENGLAND						
at Buffalo						
at Kansas City						
BUFFALO						
TOTALS	17	60	28.3	20	58	34.5

2017 GAME-BY-GAME FOURTH DOWNS						
GAME	MIAMI			OPPONENTS		
	MADE	ATT	PCT	MADE	ATT	PCT
at L.A. Chargers	0	1	0.0	0	0	0.0
at N.Y. Jets	0	3	0.0	0	0	0.0
NEW ORLEANS	0	1	0.0	1	2	50.0
TENNESSEE	0	0	0.0	0	0	0.0
at Atlanta	2	3	66.7	0	1	0.0
NEW YORK						
at Baltimore						
OAKLAND						
at Carolina						
TAMPA BAY						
at New England						
DENVER						
NEW ENGLAND						
at Buffalo						
at Kansas City						
BUFFALO						
TOTALS	2	8	25.0	1	3	33.3



QUARTER-BY-QUARTER SCORING

2017 QUARTER-BY-QUARTER SCORING													
GAME	W/L	MIAMI						OPPONENTS					
		1Q	2Q	3Q	4Q	OT	TOT	1Q	2Q	3Q	4Q	OT	TOT
at L.A. Chargers	W	3	0	10	6	-	19	0	10	7	0	-	17
at N.Y. Jets	L	0	0	0	6	-	6	0	10	10	0	-	20
NEW ORLEANS	L	0	0	0	0	-	0	0	3	7	10	-	20
TENNESSEE	W	10	0	0	6	-	16	0	3	7	0	-	10
at Atlanta	W	0	0	14	6	-	20	10	7	0	0	-	17
NEW YORK													
at Baltimore													
OAKLAND													
at Carolina													
TAMPA BAY													
at New England													
DENVER													
NEW ENGLAND													
at Buffalo													
at Kansas City													
BUFFALO													
TOTALS	3-2	13	0	24	24	0	61	10	33	31	10	0	84

LONGEST DRIVES

2017 MIAMI DOLPHINS LONGEST DRIVES		
PLAYS	NET YARDS	TIME
15 (at Atlanta, 10/15)	81 (vs. New Orleans, 10/1)	8:43 (at Atlanta, 10/15)

2017 OPPONENTS LONGEST DRIVES		
PLAYS	NET YARDS	TIME
14 (vs. New Orleans, 10/1)	90 (at Atlanta, 10/15)	7:13 (vs. New Orleans, 10/1)

INACTIVES

2017 MIAMI DOLPHINS GAME-BY-GAME INACTIVES							
at L.A. Chargers	Tankersley	McTyer	Mauluga	Asiata	E. Smith	Young	Timmons
at N.Y. Jets	Tankersley	McTyer	Mauluga	Asiata	E. Smith	Young	Phillips
NEW ORLEANS	McTyer	Maxwell	Mauluga	Asiata	E. Smith	Young	Phillips
TENNESSEE	M. Smith	McTyer	Maxwell	Anthony	Asiata	Young	Phillips
at Atlanta	Parker	M. Smith	McTyer	Maxwell	Anthony	Asiata	Young
NEW YORK							
at Baltimore							
OAKLAND							
at Carolina							
TAMPA BAY							
at New England							
DENVER							
NEW ENGLAND							
at Buffalo							
at Kansas City							
BUFFALO							



STARTERS

2017 MIAMI DOLPHINS GAME-BY-GAME OFFENSE STARTERS											
GAME	WR	LT	LG	C	RG	RT	TE	WR	QB	RB	WR
at L.A. Chargers	Stills	Tunsil	Steen	Pouncey	Bushrod	James	J. Thomas	Parker	Cutler	Ajayi	Landry
at N.Y. Jets	Stills	Tunsil	Steen	Pouncey	Bushrod	James	J. Thomas	Parker	Cutler	Ajayi	Landry
NEW ORLEANS	Stills	Tunsil	Steen	Pouncey	Bushrod	James	J. Thomas	Parker	Cutler	Ajayi	Landry
TENNESSEE	Stills	Tunsil	Steen	Pouncey	Bushrod	James	Fasano	Parker	Cutler	Ajayi	Landry
at Atlanta	Stills	Tunsil	Steen	Pouncey	Bushrod	James	J. Thomas	Fasano (TE)	Cutler	Ajayi	Landry
NEW YORK											
at Baltimore											
OAKLAND											
at Carolina											
TAMPA BAY											
at New England											
DENVER											
NEW ENGLAND											
at Buffalo											
at Kansas City											
BUFFALO											

2017 MIAMI DOLPHINS GAME-BY-GAME DEFENSE STARTERS											
GAME	DE	DT	DT	DE	LB	LB	LB	CB	CB	S	S
at L.A. Chargers	Branch	Suh	Phillips	Wake	Alonso	Hull	C. Allen	Maxwell	Howard	Jones	N. Allen
at N.Y. Jets	Branch	Suh	Godchaux	Wake	Alonso	Hull	McCain (CB)	Maxwell	Howard	Jones	N. Allen
NEW ORLEANS	Branch	Suh	Godchaux	Wake	Alonso	Hull	Timmons	Tankersley	Howard	Jones	N. Allen
TENNESSEE	Branch	Suh	Godchaux	Wake	Alonso	Mauluga	Timmons	Tankersley	Howard	Jones	N. Allen
at Atlanta	Branch	Suh	Phillips	Wake	Alonso	Mauluga	Timmons	Tankersley	Howard	Jones	N. Allen
NEW YORK											
at Baltimore											
OAKLAND											
at Carolina											
TAMPA BAY											
at New England											
DENVER											
NEW ENGLAND											
at Buffalo											
at Kansas City											
BUFFALO											



PARTICIPATION

2017 MIAMI DOLPHINS PARTICIPATION CHART																	GP	GS	DNP	INA
NAME	LAC	NYJ	NO	TEN	ATL	NYJ	BAL	OAK	CAR	TB	NE	DEN	NE	BUF	KC	BUF	GP	GS	DNP	INA
Aikens, Walt	X	X	X	X	X												5	0	0	0
Ajayi, Jay	RB	RB	RB	RB	RB												5	5	0	0
Allen, Chase	LB	X	X	X	X												5	1	0	0
Allen, Nate	S	S	S	S	S												5	5	0	0
Alonso, Kiko	LB	LB	LB	LB	LB												5	5	0	0
Anthony, Stephone	NOR	DNP	X	INA	INA												1	0	1	2
Asiata, Isaac	INA	INA	INA	INA	INA												0	0	0	5
Barrow, Lamin	IR	IR	IR	IR	IR												0	0	0	0
Branch, Andre	DE	DE	DE	DE	DE												5	5	0	0
Brendel, Jake	X	X	X	X	X												5	0	0	0
Bushrod, Jermon	RG	RG	RG	RG	RG												5	5	0	0
Carroo, Leonte	X	X	X	X	X												5	0	0	0
Cutler, Jay	QB	QB	QB	QB	QB												5	5	0	0
Davis, Jesse	X	X	X	X	X												5	0	0	0
Denney, John	X	X	X	X	X												5	0	0	0
Doughty, Brandon	PS	PS	PS	PS	PS												0	0	0	0
Drake, Kenyan	X	X	X	X	X												5	0	0	0
Duarte, Thomas	PS	PS	PS	PS	PS												0	0	0	0
Fasano, Anthony	X	X	X	TE	TE												5	2	0	0
Fede, Terrence	X	X	X	X	X												5	0	0	0
Ford, Isaiah	IR	IR	IR	IR	IR												0	0	0	0
Godchaux, Davon	X	DT	DT	DT	X												5	3	0	0
Grant, Jakeem	X	X	X	X	X												5	0	0	0
Gray, MarQueis	X	X	X	X	X												5	0	0	0
Haack, Matt	X	X	X	X	X												5	0	0	0
Harris, Charles	X	X	X	X	X												5	0	0	0
Hayes, William	X	X	X	X	X												5	0	0	0
Hewitt, Neville	NOR	NOR	NOR	NOR	PS												0	0	0	0
Hickey, Sean	PS	PS	PS	PS	PS												0	0	0	0
Howard, Xavien	CB	CB	CB	CB	CB												5	5	0	0
Hull, Mike	LB	LB	LB	X	X												5	3	0	0
James, Ja'Wuan	RT	RT	RT	RT	RT												5	5	0	0
Jones, Reshad	S	S	S	S	S												5	5	0	0
Landry, Jarvis	WR	WR	WR	WR	WR												5	5	0	0
Larsen, Ted	IR	IR	IR	IR	IR												0	0	0	0
Lewis, Malcolm	PS	PS	PS	PS	PS												0	0	0	0
Lippett, Tony	IR	IR	IR	IR	IR												0	0	0	0
Listenbee, Kolby	NOR	NOR	NOR	PS	PS												0	0	0	0
Lucas, Jordan	PS	PS	PS	X	X												2	0	0	0
Malveaux, Cameron	PS	PS	PS	PS	PS												0	0	0	0
March-Lillard, Justin	X	X	NOR	NOR	NOR												2	0	0	0
Mauluga, Rey	INA	INA	INA	LB	LB												2	2	0	3
Maxwell, Byron	CB	CB	INA	INA	INA												2	2	0	3
McCain, Bobby	X	CB	X	X	X												5	1	0	0
McDonald, T.J.	SUSP	SUSP	SUSP	SUSP	SUSP												0	0	0	0
McMillan, Raekwon	IR	IR	IR	IR	IR												0	0	0	0
McTyer, Torry	INA	INA	INA	INA	INA												0	0	0	5
Misi, Koa	IR	IR	IR	IR	IR												0	0	0	0
Moore, Matt	DNP	DNP	DNP	DNP	DNP												0	0	5	0
Morgan, Drew	PS	PS	PS	PS	PS												0	0	0	0
Parker, DeVante	WR	WR	WR	WR	INA												4	4	0	1
Parkey, Cody	X	X	X	X	X												5	0	0	0
Perry, Seniorise	X	X	X	X	X												5	0	0	0
Phillips, Jordan	DT	INA	INA	INA	DT												2	2	0	3
Pouncey, Mike	C	C	C	C	C												5	5	0	0
Reilly, Trevor	PS	PS	PS	PS	NOR												0	0	0	0
Scott, Rashawn	PUP	PUP	PUP	PUP	PUP												0	0	0	0
Smith, De'Veon	PS	PS	PS	PS	PS												0	0	0	0
Smith, Eric	INA	INA	INA	IR	IR												0	0	0	3
Smith, Maurice	X	X	X	INA	INA												3	0	0	2
Steen, Anthony	LG	LG	LG	LG	LG												5	5	0	0
Stills, Kenny	WR	WR	WR	WR	WR												5	5	0	0
Suh, Ndamukong	DT	DT	DT	DT	DT												5	5	0	0
Tankersley, Cordrea	INA	INA	CB	CB	CB												3	3	0	2
Tannehill, Ryan	IR	IR	IR	IR	IR												0	0	0	0
Taylor, Vincent	X	X	X	X	X												5	0	0	0
Thomas, Julius	TE	TE	TE	X	TE												5	4	0	0
Thomas, Michael	X	X	X	X	X												5	0	0	0
Timmons, Lawrence	INA	SUSP	LB	LB	LB												3	3	0	1
Tunsil, Laremy	LT	LT	LT	LT	LT												5	5	0	0
Verner, Alterraun	X	X	X	X	X												5	0	0	0
Wake, Cameron	DE	DE	DE	DE	DE												5	5	0	0
Williams, Damien	X	X	X	X	X												5	0	0	0
Wright, Gabe	PS	PS	PS	PS	PS												0	0	0	0
Young, Sam	INA	INA	INA	INA	INA												0	0	0	5

POSITION IN CAPS = STARTER INA = INACTIVE SUSP = SUSPENDED NFI = NON-FOOTBALL INJURY
 X = PLAYED/SUBSTITUTED IR = INJURED RESERVE PS = PRACTICE SQUAD
 DNP = DID NOT PLAY NOR = NOT ON ROSTER PUP = PHYSICALLY UNABLE TO PERFORM



THE LAST TIME IT HAPPENED

THE LAST TIME (TEAM)		
BY DOLPHINS		BY OPPONENT
34-31, at Buffalo, 12/24/16	WON IN OVERTIME	21-24, at Arizona, 9/30/12
19-17, at L.A. Chargers, 9/17/17	WON BY SCORING IN THE LAST 2 MINUTES	10-12, at Seattle, 9/11/16
34-31, at Buffalo, 12/24/16	TIED BY SCORING IN THE LAST 2 MINUTES	21-24, at Arizona, 9/30/12
37-0, vs. San Diego, 11/2/14	SHUTOUT AN OPPONENT	0-20, vs. New Orleans, 10/1/17
34-13, at N.Y. Jets, 12/17/16	WON BY 20+ POINTS	0-20, vs. New Orleans, 10/1/17
24-23, vs. Buffalo, 12/4/05	WON AFTER TRAILING BY 20+ POINTS	34-46, vs. New Orleans, 10/25/09
38-10, at Tennessee, 10/18/15	HELD A 28+ POINT LEAD	6-38, at Baltimore, 12/4/16
34-13, at N.Y. Jets, 12/17/16	HELD A 21+ POINT LEAD	14-35, vs. New England, 1/1/17
21 (3rd quarter), at N.Y. Jets, 12/17/16	SCORED 20+ POINTS IN A QUARTER	24 (3rd quarter), at New England, 12/14/14
20 (2nd half), at Atlanta, 10/15/17	SCORED 20+ POINTS IN A HALF	20 (1st half), vs. New England, 1/1/17
22-9, vs. Buffalo, 11/13/14	HELD OPPONENT WITHOUT A TD	0-20, vs. New Orleans, 10/1/17
1 offense & 1 defense, vs. Tennessee, 10/8/17	SCORED TD ON OFFENSE AND DEFENSE	1 offense & 1 defense, vs. Cleveland, 9/25/16
1 offense, 1 defense, 2 special teams, at N.Y. Jets, 11/1/09	SCORED TD ON OFFENSE, DEFENSE & SPECIAL TEAMS	2 offense, 1 defense & 2 special teams, at New England, 10/4/10
vs. Minnesota, 12/21/14	SCORED SAFETY	vs. Indianapolis, 12/26/15



THE LAST TIME IT HAPPENED

THE LAST TIME (OFFENSE)		
BY DOLPHINS		BY OPPONENT
Has never happened	600+ NET YARDS OF OFFENSE	622, vs. New England, 9/12/11
503, vs. Houston, 10/25/15	500+ NET YARDS OF OFFENSE	589, at Buffalo, 12/24/16
494, at Buffalo, 12/24/16	400+ NET YARDS OF OFFENSE	589, at Buffalo, 12/24/16
315, vs. Baltimore, 11/11/73	300+ NET RUSHING YARDS	305, at Pittsburgh, 12/18/88
261, at Buffalo, 12/24/16	200+ NET RUSHING YARDS	272, at Buffalo, 12/24/16
206, Jay Ajayi, at Buffalo, 12/24/16	200-YARD RUSHING GAME	203, Rueben Mayes, vs. New Orleans, 12/7/86
206, Jay Ajayi, at Buffalo, 12/24/16	150-YARD RUSHING GAME	166, Chris Ivory, vs. N.Y. Jets, 10/4/15
130, Jay Ajayi, at Atlanta, 10/15/17	100-YARD RUSHING GAME	128, LeSean McCoy, at Buffalo, 12/24/16
Mercury Morris (125) and Don Nottingham (102), at Green Bay, 10/5/75	TWO 100-YARD RUSHERS	LeSean McCoy (112) and Karlos Williams (110), at Buffalo, 11/8/15
Jay Ajayi (3), 204, vs. Pittsburgh, 10/16/16, 214, vs. Buffalo, 10/23/16 and 111 vs. N.Y. Jets, 11/6/16	CONSECUTIVE 100-YARD RUSHING GAMES	C.J. Anderson, 167, at Denver, 11/23/14 and Chris Johnson, 105, at N.Y. Jets, 12/1/14
Jay Ajayi (206) and Damien Williams (56), at Buffalo, 12/24/16	COMBINED 200-YARDS RUSHING BY 2 PLAYERS	LeSean McCoy (128) and Mike Gillislee (91), at Buffalo, 12/24/16
32, Jay Ajayi, at Buffalo, 12/24/16	30+ CARRIES	32, Knile Davis, vs. Kansas City, 9/21/14
26, Jay Ajayi, at Atlanta, 10/15/17	25+ CARRIES	27, DeMarco Murray, vs. Tennessee, 10/9/16
85t, Lamar Miller, vs. Houston, 10/25/15	80+ YARD RUSHING PLAY	Has never happened
62, Jay Ajayi, vs. Pittsburgh, 10/16/16	60+ YARD RUSHING PLAY	60, Darrius Heyward-Bey, vs. Pittsburgh, 10/16/16
57, Jay Ajayi, at Buffalo, 12/24/16 46, Kenyan Drake, at Buffalo, 12/24/16	40+ YARD RUSHING PLAY	44, Devonta Freeman, at Atlanta, 10/15/17
2, Jay Ajayi, vs. Pittsburgh, 10/16/16	2+ RUSHING TOUCHDOWNS	2, Frank Gore, vs. Indianapolis, 12/27/15
442, at Cincinnati, 10/1/95	400+ NET PASSING YARDS (TEAM)	419, at Indianapolis, 11/4/12
311, vs. Cleveland, 9/25/16	300+ NET PASSING YARDS (TEAM)	323, at L.A. Chargers, 9/17/17
58, Ryan Tannehill, at N.Y. Jets, 11/29/15	50+ PASS ATTEMPTS	56, Tom Brady, vs. New England, 9/7/14
44, Jay Cutler, at N.Y. Jets, 9/24/17	40+ PASS ATTEMPTS	41, Drew Brees, vs. New Orleans, 10/1/17
32, Ryan Tannehill, at New England, 9/18/16	30+ COMPLETIONS	31, Philip Rivers, at L.A. Chargers, 9/17/17
26, Jay Cutler, at N.Y. Jets, 9/24/17	25+ COMPLETIONS	29, Drew Brees, vs. New Orleans, 10/1/17
at Atlanta, 10/15/17	NO SACKS ALLOWED	vs. New England, 1/1/17



THE LAST TIME IT HAPPENED

THE LAST TIME (OFFENSE)		
BY DOLPHINS		BY OPPONENT
158.3, Ryan Tannehill, at Houston, 10/25/15	PERFECT PASSER RATING (158.3) <i>(MIN. 20 ATTEMPTS)</i>	158.3, Geno Smith, vs. N.Y. Jets, 12/28/14
319, Ryan Tannehill, vs. Cleveland, 9/25/16	300+ YARD PASSER	329, Tyrod Taylor, at Buffalo, 12/24/16
Ryan Tannehill, 389, at New England, 9/18/16 and 319, vs. Cleveland, 9/25/16	CONSECUTIVE 300+ YARD PASSING GAMES	Philip Rivers, 331, at San Diego, 12/14/15 and Eli Manning, 337, vs. N.Y. Giants, 12/20/15
4, Matt Moore, at N.Y. Jets, 12/17/16	4+ TD PASSES	4, Joe Flacco, at Baltimore, 12/4/16
4, Matt Moore, at N.Y. Jets, 12/17/16	3+ TD PASSES	3, Tom Brady, vs. New England, 1/1/17
15, Chris Chambers, vs. Buffalo, 12/4/05	15+ RECEPTIONS	15, Isaac Bruce, at St. Louis, 12/24/95
13, Jarvis Landry, at L.A. Chargers, 9/17/17	10+ RECEPTIONS	10, Alvin Kamara, vs. New Orleans, 10/1/17
253, Brian Hartline, at Arizona, 9/30/12	200-YARD RECEIVER	221, Eric Decker, vs. N.Y. Jets, 12/28/14
253, Brian Hartline, at Arizona, 9/30/12	150-YARD RECEIVER	151, Julian Edelman, vs. New England, 1/1/17
108, Jarvis Landry, at N.Y. Jets, 12/17/16	100-YARD RECEIVER	100, Keenan Allen, at L.A. Chargers, 9/17/17
Jarvis Landry (137) and DeVante Parker (106) at New England, 9/18/16	TWO 100-YARD RECEIVERS IN SAME GAME	Calvin Johnson (113) and Golden Tate (109) at Detroit, 11/9/14
Jarvis Landry, 103, vs. Arizona, 12/11/16 and 108, at N.Y. Jets, 12/17/16	CONSECUTIVE 100-YARD RECEIVING GAMES	Sammy Watkins, 154, at Buffalo, 12/24/16, Julian Edelman, 151, vs. New England, 1/1/17, Keenan Allen, 100, at L.A. Chargers, 9/17/17
DeVante Parker, 106 (second half), at New England, 9/18/16	100-YARDS RECEIVING IN A HALF	Tyrell Williams, 109 (second half), at San Diego, 11/13/16
Has never happened	90+ YARD PASSING PLAY	99t, Tom Brady to Wes Welker, vs. New England, 9/12/11
80, Ryan Tannehill to Brian Hartline, at Arizona, 9/30/12	80+ YARD PASSING PLAY	84, Eli Manning to Odell Beckham Jr., vs. N.Y. Giants, 12/14/15
66t, Matt Moore to Jarvis Landry, at N.Y. Jets, 12/17/16	60+ YARD PASSING PLAY	69, Josh McCown to Robby Anderson, at N.Y. Jets, 9/24/17
56, Matt Moore to DeVante Parker, at Buffalo, 12/24/16	50+ YARD PASSING PLAY	69, Josh McCown to Robby Anderson, at N.Y. Jets, 9/24/17
56, Matt Moore to DeVante Parker, at Buffalo, 12/24/16	40+ YARD PASSING PLAY	40t, Matt Ryan to Marvin Hall, at Atlanta, 10/15/17
3, Lamar Thomas, vs. Denver, 12/21/98	3+ TD RECEPTIONS	3, Danny Woodhead, at San Diego, 12/20/15
2, Dion Sims, at N.Y. Jets, 12/17/16	2+ TD RECEPTIONS	2, Charles Clay, at Buffalo, 12/24/16
Arian Foster (38 rushing and 62 receiving), at Seattle, 9/11/16	LED TEAM IN RUSHING & RECEIVING IN SAME GAME	Bilal Powell (84 rushing and 78 receiving), at N.Y. Jets, 12/17/16
Jay Ajayi (214 rushing) and Kenny Stills (100 receiving) vs. Buffalo, 10/23/16	100-YARD RUSHER & 100-YARD RECEIVER IN SAME GAME	LeSean McCoy (128 rushing) and Sammy Watkins (154 receiving) at Buffalo, 12/24/16
Dan Marino (307 passing), Mark Higgs (131 rushing) and Tony Martin (106 receiving), vs. Tampa Bay, 12/1/91	100-YARD RUSHER, 100-YARD RECEIVER & 300-YARD PASSER IN SAME GAME	Tyrod Taylor (329 passing), LeSean McCoy (128 rushing), Sammy Watkins (154 receiving), at Buffalo, 12/24/16
Damien Williams (1 rushing, 1 receiving), at San Diego, 11/13/16	1+ RUSHING TD & 1+ RECEIVING TD IN SAME GAME	J.J. Nelson (1 rushing, 1 receiving), at Arizona, 12/11/16



THE LAST TIME IT HAPPENED

THE LAST TIME (OFFENSE)		
BY DOLPHINS		BY OPPONENT
Ryan Tannehill (3 passing, 1 rushing), at Denver, 11/23/14	1+ PASSING TD & 1+ RUSHING TD IN SAME GAME	Marcus Mariota (3 passing, 1 rushing), at Tennessee, 10/9/16
at L.A. Chargers, 9/17/17	NO TURNOVERS	vs. New Orleans, 10/1/17
vs. Arizona, 12/11/16	TD SCORED ON FIRST DRIVE	vs. New England, 1/1/17
Ryan Tannehill to Jarvis Landry, vs. Buffalo, 10/23/16	SUCCESSFUL 2-POINT CONVERSION	Tom Brady to Julian Edelman, vs. New England, 1/1/17
at Baltimore, 12/4/16	FAILED 2-POINT CONVERSION	vs. Houston, 10/25/15

THE LAST TIME (DEFENSE)		
BY DOLPHINS		BY OPPONENT
76, vs. Buffalo, 10/21/73	HELD OPPONENT UNDER 100 YARDS OF TOTAL OFFENSE	88, at New England, 10/12/80
118, vs. Buffalo, 9/21/03	HELD OPPONENT UNDER 150 YARDS OF TOTAL OFFENSE	103, at Buffalo, 12/22/13
188, vs. Tennessee, 10/8/17	HELD OPPONENT UNDER 200 YARDS OF TOTAL OFFENSE	178, vs. Tennessee, 10/8/17
188, vs. Tennessee, 10/8/17	HELD OPPONENT UNDER 300 YARDS OF TOTAL OFFENSE	289, at Atlanta, 10/15/17
28, at Arizona, 9/30/12	HELD OPPONENT UNDER 30 YARDS RUSHING	12, at N.Y. Jets, 11/29/15
44, at L.A. Chargers, 9/17/17	HELD OPPONENT UNDER 50 YARDS RUSHING	30, at N.Y. Jets, 9/24/17
69, vs. Tennessee, 10/8/17	HELD OPPONENT UNDER 75 YARDS RUSHING	58, vs. New Orleans, 10/1/17
69, vs. Tennessee, 10/8/17	HELD OPPONENT UNDER 100 YARDS RUSHING	58, vs. New Orleans, 10/1/17
49, at N.Y. Jets, 12/1/14	HELD OPPONENT UNDER 100 YARDS NET PASSING	78, vs. Tennessee, 10/8/17
125, vs. Arizona, 12/11/16	HELD OPPONENT UNDER 150 YARDS NET PASSING	78, vs. Tennessee, 10/8/17
Louis Delmas (81) and Brent Grimes (22), at Jacksonville, 10/26/14	2+ INTERCEPTION RETURNS FOR TOUCHDOWNS BY TEAM IN SAME GAME	Darren Sharper (42) and Tracy Porter (54), vs. New Orleans, 10/25/09
60t, Kiko Alonso, at San Diego, 11/13/16	INTERCEPTION RETURN FOR A TD	27t, Brian Boddy-Calhoun, vs. Cleveland, 9/25/16



THE LAST TIME IT HAPPENED

THE LAST TIME (DEFENSE)		
BY DOLPHINS		BY OPPONENT
3, Sam Madison, vs. Tennessee, 11/7/99	3+ INTERCEPTIONS	3, Nate Clements, at Buffalo, 10/20/02
2, Tony Lippett, at N.Y. Jets, 12/17/16	2+ INTERCEPTIONS	2, Preston Brown, vs. Buffalo, 9/27/15
8, at Arizona, 9/30/12	7+ SACKS BY TEAM	7, vs. Indianapolis, 12/27/15
6, vs. Tennessee, 10/8/17	6+ SACKS BY TEAM	6, vs. Tennessee, 10/9/16
6, vs. Tennessee, 10/8/17	5+ SACKS BY TEAM	6, vs. Tennessee, 10/9/16
4, Cameron Wake, at Tennessee, 10/18/15	4+ SACKS	Has never happened
4, Cameron Wake, at Tennessee, 10/18/15	3+ SACKS	3.5, Elvis Dumervil, vs. Baltimore, 12/7/14
2, Andre Branch, vs. Tennessee, 10/8/17	2+ SACKS	2, Dominique Easley, at L.A. Rams, 11/20/16
38t, Reshad Jones, vs. Tennessee, 10/8/17	FUMBLE RECOVERED FOR TOUCHDOWN	54t, Chinedum Ndukwe, at Cincinnati, 12/20/07



THE LAST TIME IT HAPPENED

THE LAST TIME (SPECIAL TEAMS)		
BY DOLPHINS		BY OPPONENT
96t, Kenyan Drake, vs. N.Y. Jets, 11/6/16	KICKOFF RETURN FOR A TD	102t, C.J. Spiller, at Buffalo, 9/14/14
94t, Mercury Morris, at New England, 12/5/71	KICKOFF RETURN FOR A TD ON OPENING KICKOFF	101t, Jacoby Ford, at Oakland, 11/28/10
78, Kenyan Drake, vs. San Francisco, 11/27/16	50+ YARD KICKOFF RETURN	87, Chris Owusu, vs. N.Y. Jets, 12/28/14
74t, Jakeem Grant, vs. Tennessee, 10/9/16	PUNT RETURN FOR A TD	79t, Leodis McKelvin, at Buffalo, 11/15/12
74t, Jakeem Grant, vs. Tennessee, 10/9/16	50+ YARD PUNT RETURN	57, Jeremy Kerley, at N.Y. Jets, 11/29/15
Walt Aikens, at N.Y. Jets, 12/17/16	BLOCKED PUNT RECOVERED FOR A TD	Chris Burkett, vs. N.Y. Jets, 9/29/91
Walt Aikens, at N.Y. Jets, 12/17/16	BLOCKED PUNT	Boobie Dixon, at Buffalo, 9/14/14
Walt Aikens return of blocked PAT, vs. Arizona, 12/11/16	DEFENSIVE 2-POINT CONVERSION ON PAT	Has never happened
Jordan Phillips, vs. Arizona, 12/11/16	BLOCKED PAT	Donald Penn, vs. Tampa Bay, 11/15/09
Cody Parkey, vs. Tennessee, 10/8/17	MISSED (NOT BLOCKED) PAT	Chandler Catanzaro, at Arizona, 12/11/16
Earl Mitchell, at Detroit, 11/9/14	BLOCKED FIELD GOAL	Daniel McCullers, vs. Pittsburgh, 10/16/16
47t, Curtis Johnson, vs. Green Bay, 12/19/71	BLOCKED FIELD GOAL RETURNED FOR TD	62t, Kyle Arrington, vs. New England, 12/14/14
6, Dan Carpenter, at Oakland, 11/28/10	6+ FIELD GOALS ATTEMPTED	6, Cody Parkey, vs. Cleveland, 9/25/16
5, Andrew Franks, vs. Pittsburgh, 10/16/16	5+ FIELD GOALS ATTEMPTED	5, Mike Nugent, at Cincinnati, 9/29/16
4, Cody Parkey, at L.A. Chargers, 9/17/17	4+ FIELD GOALS ATTEMPTED	5, Mike Nugent, at Cincinnati, 9/29/16
4, Cody Parkey, at L.A. Chargers, 9/17/17	3+ FIELD GOALS ATTEMPTED	3, Will Lutz, vs. New Orleans, 10/1/17
6, Olindo Mare, at New England, 10/17/99	6+ FIELD GOALS MADE	Never happened
5, Dan Carpenter, at Cincinnati, 10/31/10	5+ FIELD GOALS MADE	5, Mike Nugent, at Cincinnati, 9/29/16
4, Cody Parkey, at L.A. Chargers, 9/17/17	4+ FIELD GOALS MADE	5, Mike Nugent, at Cincinnati, 9/29/16
4, Cody Parkey, at L.A. Chargers, 9/17/17	3+ FIELD GOALS MADE	3, Nick Folk, vs. N.Y. Jets, 11/6/16
at N.Y. Jets, 10/28/12	SUCCESSFUL ONSIDES KICK	at Buffalo, 12/18/11
at San Diego, 12/20/15	FAILED ONSIDES KICK ATTEMPT	vs. Buffalo, 10/23/16

National Football League Game Summary

NFL Copyright © 2017 by The National Football League. All rights reserved. This summary and play-by-play is for the express purpose of assisting media in their coverage of the game; any other use of this material is prohibited without the written permission of the National Football League. Updated: 10/16/2017

Date: Sunday, 10/15/2017

Miami Dolphins at Atlanta Falcons
at Mercedes-Benz Stadium, Atlanta, GA

Start Time: 1:02 PM EDT

Game Day Weather

Game Weather: Indoors

Played Indoor, Roof Closed on Turf: FieldTurf 360

Outdoor Weather: Mostly Cloudy, 78F,

Officials

Referee: Hussey, John (35)
Line Judge: Marinucci, Ron (107)
Back Judge: Ferguson, Keith (61)

Umpire: Michalek, Tony (115)
Field Judge: Buchanan, Jimmy (86)
Replay Official: Wimmer, Mike (0)

Down Judge: Walker, Ed (123)
Side Judge: Baynes, Allen (56)

Lineups

Miami Dolphins

Atlanta Falcons

Offense		Defense	
WR 10	K.Stills	DE 50	A.Branch
LT 67	L.Tunsil	DT 93	N.Suh
LG 65	A.Steen	DT 97	J.Phillips
C 51	M.Pouncey	DE 91	C.Wake
RG 74	J.Bushrod	LB 47	K.Alonso
RT 70	J.James	LB 58	R.Mauluga
TE 89	J.Thomas	LB 94	L.Timmons
QB 6	J.Cutler	CB 30	C.Tankersley
RB 23	J.Ajayi	CB 25	X.Howard
WR 14	J.Landry	S 20	R.Jones
TE 80	A.Fasano	S 29	N.Allen

Offense		Defense	
WR 11	Ju.Jones	DE 50	B.Reed
LT 70	J.Matthews	DT 92	D.Poe
LG 67	A.Levitre	DT 97	G.Jarrett
C 51	A.Mack	DE 90	D.Shelby
RG 71	W.Schweitzer	LB 42	D.Riley
RT 73	R.Schraeder	LB 45	D.Jones
TE 81	A.Hooper	LB 59	D.Campbell
WR 18	T.Gabriel	CB 23	R.Alford
QB 2	M.Ryan	CB 21	D.Trufant
RB 24	D.Freeman	S 37	R.Allen
TE 80	L.Toilolo	S 22	K.Neal

Substitutions

Substitutions

K 1 C.Parkey, P 16 M.Haack, WR 19 J.Grant, CB/S 21 J.Lucas, RB 26 D.Williams, CB 28 B.McCain, S 31 M.Thomas, RB 32 K.Drake, RB 34 S.Perry, CB/S 35 W.Aikens, CB 42 A.Verner, LB 45 M.Hull, TE 48 M.Gray, DT 56 D.Godchaux, LB 59 C.Allen, C 64 J.Brendel, G/T 77 J.Davis, DE 78 T.Fede, WR 88 L.Carroo, DE 90 C.Harris, LS 92 J.Denney, DE 95 W.Hayes, DT 96 V.Taylor

K 3 M.Bryant, P 5 M.Bosher, WR 14 J.Hardy, WR 17 M.Hall, WR 19 A.Roberts, S 20 S.Neasman, RB 26 T.Coleman, S 27 D.Kazee, RB 28 T.Ward, CB 29 C.Goodwin, CB 34 B.Pooler, S 36 K.Ishmael, FB 40 D.Coleman, OLB 44 V.Beasley, LS 47 J.Harris, LB 52 J.Tripp, G 63 B.Garland, T 74 T.Sambrailo, TE 85 E.Saubert, DT 93 T.Tupou, DT 94 J.Vellano, DE 98 T.McKinley, DE 99 A.Clayborn

Did Not Play

Did Not Play

QB 8 M.Moore

QB 8 M.Schaub

Not Active

Not Active

WR 11 D.Parker, S 27 M.Smith, CB 33 T.McTyer, CB 41 B.Maxwell, LB 44 S.Anthony, G 68 I.Asiata, T 79 S.Young

WR 12 M.Sanu, WR 15 N.Williams, CB 33 B.Wreh-Wilson, LB 56 J.Grace, G 64 S.Harlow, T 68 A.Pasztor, DT 91 C.Upshaw

Field Goals (made) & missed

	C.Parkey	(49) (38)	M.Bryant	(50) 59SH				
			1	2	3	4	OT	Total
VISITOR:	Miami Dolphins		0	0	14	6	0	20
HOME:	Atlanta Falcons		10	7	0	0	0	17

Scoring Plays

Team	Qtr	Time	Play Description (Extra Point) (Drive Info)	Visitor	Home
Falcons	1	9:41	M.Bryant 50 yd. Field Goal (11-43, 5:19)	0	3
Falcons	1	1:51	M.Hall 40 yd. pass from M.Ryan (M.Bryant kick) (9-90, 4:49)	0	10
Falcons	2	5:29	T.Coleman 6 yd. run (M.Bryant kick) (5-61, 2:23)	0	17
Dolphins	3	6:17	K.Stills 11 yd. pass from J.Cutler (C.Parkey kick) (15-75, 8:43)	7	17
Dolphins	3	1:32	J.Landry 7 yd. pass from J.Cutler (C.Parkey kick) (5-51, 2:30)	14	17
Dolphins	4	8:34	C.Parkey 49 yd. Field Goal (8-21, 3:08)	17	17
Dolphins	4	2:30	C.Parkey 38 yd. Field Goal (10-46, 4:30)	20	17

Paid Attendance: 70,593

Time: 2:52

Final Individual Statistics

Miami Dolphins

RUSHING	ATT	YDS	AVG	LG	TD
J.Ajayi	26	130	5.0	18	0
D.Williams	4	9	2.3	5	0
J.Cutler	1	-1	-1.0	-1	0
Total	31	138	4.5	18	0

PASSING	ATT	CMP	YDS	SK/YD	TD	LG	IN	RT
J.Cutler	33	19	151	0/0	2	18	1	76.7
Total	33	19	151	0/0	2	18	1	76.7

PASS RECEIVING	TAR	REC	YDS	AVG	LG	TD
J.Landry	14	8	62	7.8	11	1
K.Stills	4	4	49	12.3	18	1
J.Thomas	5	3	22	7.3	12	0
D.Williams	3	3	14	4.7	7	0
J.Grant	1	1	4	4.0	4	0
J.Ajayi	3	0	0	0.0	0	0
L.Carroo	3	0	0	0.0	0	0
Total	33	19	151	7.9	18	2

INTERCEPTIONS	NO	YDS	AVG	LG	TD
R.Jones	1	15	15.0	15	0
Total	1	15	15.0	15	0

PUNTING	NO	YDS	AVG	NET	TB	IN20	LG
M.Haack	2	80	40.0	30.0	1	1	42
Total	2	80	40.0	30.0	1	1	42

PUNT RETURNS	NO	YDS	AVG	FC	LG	TD
J.Grant	1	8	8.0	0	8	0
[DOWNED]	1	0	0.0	0	0	0
[OUT OF BOUNDS]	1	0	0.0	0	0	0
Total	1	8	8.0	0	8	0

KICKOFF RETURNS	NO	YDS	AVG	FC	LG	TD
K.Drake	2	35	17.5	0	23	0
[TOUCHBACK]	2	0	0.0	0	0	0
Total	2	35	17.5	0	23	0

Atlanta Falcons

RUSHING	ATT	YDS	AVG	LG	TD
D.Freeman	9	68	7.6	44	0
T.Coleman	9	32	3.6	20	1
M.Bosher	1	0	0.0	0	0
Total	19	100	5.3	44	1

PASSING	ATT	CMP	YDS	SK/YD	TD	LG	IN	RT
M.Ryan	35	24	248	2/9	1	40	1	86.4
Total	35	24	248	2/9	1	40	1	86.4

PASS RECEIVING	TAR	REC	YDS	AVG	LG	TD
A.Hooper	9	7	48	6.9	11	0
Ju.Jones	7	6	72	12.0	18	0
T.Gabriel	8	4	39	9.8	13	0
J.Hardy	3	3	34	11.3	22	0
D.Freeman	4	2	11	5.5	11	0
M.Hall	2	1	40	40.0	40	1
T.Coleman	1	1	4	4.0	4	0
Total	34	24	248	10.3	40	1

INTERCEPTIONS	NO	YDS	AVG	LG	TD
D.Jones	1	1	1.0	1	0
Total	1	1	1.0	1	0

PUNTING	NO	YDS	AVG	NET	TB	IN20	LG
M.Bosher	3	118	39.3	36.7	0	0	55
Total	3	118	39.3	36.7	0	0	55

PUNT RETURNS	NO	YDS	AVG	FC	LG	TD
A.Roberts	0	0	0.0	1	0	0
[TOUCHBACK]	1	0	0.0	0	0	0
Total	0	0	0.0	1	0	0

KICKOFF RETURNS	NO	YDS	AVG	FC	LG	TD
A.Roberts	2	34	17.0	0	18	0
[TOUCHBACK]	3	0	0.0	0	0	0
Total	2	34	17.0	0	18	0

Miami Dolphins

FUMBLES	FUM	LOST	OWN-REC	YDS	TD	FORCED	OPP-REC	YDS	TD	OUT-BDS
Total	0	0	0	0	0	0	0	0	0	0

Atlanta Falcons

FUMBLES	FUM	LOST	OWN-REC	YDS	TD	FORCED	OPP-REC	YDS	TD	OUT-BDS
J.Harris	1	0	0	-6	0	0	0	0	0	0
M.Bosher	0	0	1	0	0	0	0	0	0	0
Total	1	0	1	-6	0	0	0	0	0	0

Final Team Statistics

	Visitor Dolphins	Home Falcons
TOTAL FIRST DOWNS	20	19
By Rushing	7	5
By Passing	10	13
By Penalty	3	1
THIRD DOWN EFFICIENCY	5-12-42%	6-11-55%
FOURTH DOWN EFFICIENCY	2-3-67%	0-1-0%
TOTAL NET YARDS	289	339
Total Offensive Plays (inc. times thrown passing)	64	56
Average gain per offensive play	4.5	6.1
NET YARDS RUSHING	138	100
Total Rushing Plays	31	19
Average gain per rushing play	4.5	5.3
Tackles for a loss-number and yards	4-5	3-14
NET YARDS PASSING	151	239
Times thrown - yards lost attempting to pass	0-0	2-9
Gross yards passing	151	248
PASS ATTEMPTS-COMPLETIONS-HAD INTERCEPTED	33-19-1	35-24-1
Avg gain per pass play (inc.# thrown passing)	4.6	6.5
KICKOFFS Number-In End Zone-Touchbacks	5-5-3	4-3-2
PUNTS Number and Average	2-40.0	3-39.3
Had Blocked	0	0
FGs - PATs Had Blocked	0-0	0-0
Net Punting Average	30.0	36.7
TOTAL RETURN YARDAGE (Not Including Kickoffs)	23	1
No. and Yards Punt Returns	1-8	0-0
No. and Yards Kickoff Returns	2-35	2-34
No. and Yards Interception Returns	1-15	1-1
PENALTIES Number and Yards	4-42	6-73
FUMBLES Number and Lost	0-0	1-0
TOUCHDOWNS	2	2
Rushing	0	1
Passing	2	1
EXTRA POINTS Made-Attempts	2-2	2-2
Kicking Made-Attempts	2-2	2-2
FIELD GOALS Made-Attempts	2-2	1-2
RED ZONE EFFICIENCY	2-3-67%	1-1-100%
GOAL TO GO EFFICIENCY	0-0-0%	1-1-100%
SAFETIES	0	0
FINAL SCORE	20	17
TIME OF POSSESSION	34:24	25:36

Ball Possession And Drive Chart

Miami Dolphins

#	Time Recd	Time Lost	Time Poss	How Ball Obtained	Drive Began	# Play	Yds Gain	Yds Pen	Net Yds	1st Down	Last Scrm	How Given Up
1	9:41	6:40	3:01	Kickoff	MIA 13	6	39	0	39	2	ATL 48	Punt
2	1:51	13:19	3:32	Kickoff	MIA 23	6	35	0	35	2	ATL 42	Punt
3	11:48	7:52	3:56	Punt	MIA 44	6	32	-15	17	1	ATL 39	Downs
4	5:29	1:04	4:25	Kickoff	MIA 25	9	34	10	44	3	ATL 31	Interception
5	15:00	6:17	8:43	Kickoff	MIA 25	15	70	5	75	5	* ATL 11	Touchdown
6	4:02	1:32	2:30	Punt	MIA 49	5	13	38	51	3	* ATL 7	Touchdown
7	11:42	8:34	3:08	Downs	MIA 48	8	21	0	21	1	ATL 31	Field Goal
8	7:00	2:30	4:30	Punt	MIA 34	10	46	0	46	3	* ATL 20	Field Goal
9	0:39	0:00	0:39	Interception	MIA 11	1	-1	0	-1	0	MIA 11	End of Game

(272) Average MIA 30

Atlanta Falcons

#	Time Recd	Time Lost	Time Poss	How Ball Obtained	Drive Began	# Play	Yds Gain	Yds Pen	Net Yds	1st Down	Last Scrm	How Given Up
1	15:00	9:41	5:19	Kickoff	ATL 25	11	31	12	43	3	MIA 32	Field Goal
2	6:40	1:51	4:49	Punt	ATL 10	9	90	0	90	5	MIA 40	Touchdown
3	13:19	11:48	1:31	Punt	ATL 20	3	4	-5	-1	0	ATL 19	Punt
4	7:52	5:29	2:23	Downs	ATL 39	5	61	0	61	3	* MIA 6	Touchdown
5	1:04	0:00	1:04	Interception	ATL 12	7	47	0	47	3	MIA 41	Missed FG
6	6:17	4:02	2:15	Kickoff	ATL 17	3	8	0	8	0	ATL 25	Punt
7	1:32	11:42	4:50	Kickoff	ATL 25	8	37	-10	27	2	MIA 42	Downs
8	8:34	7:00	1:34	Kickoff	ATL 25	3	-6	0	-6	0	ATL 19	Punt
9	2:30	0:39	1:51	Kickoff	ATL 13	9	61	0	61	3	MIA 26	Interception

(186) Average ATL 21

* inside opponent's 20

Time of Possession by Quarter

	1st	2nd	3rd	4th	OT	Total
Visitor Miami Dolphins	4:52	10:02	11:13	8:17		34:24
Home Atlanta Falcons	10:08	4:58	3:47	6:43		25:36

Kickoff Drive No.-Start Average

Dolphins: 4 - MIA 22 Falcons: 5 - ATL 21

Final Defensive Statistics

Miami Dolphins	Regular Defensive Plays												Special Teams					Misc			
	TKL	AST	COMB	SK	/ YDS	TFL	Q	IN	PD	FF	FR	TKL	AST	FF	FR	BL	TKL	AST	FF	FR	
L.Timmons	6	2	8	0	0	1	0	0	1	0	0	0	0	0	0	0	0	0	0	0	0
R.Jones	5	2	7	0	0	0	0	1	1	0	0	0	0	0	0	0	0	0	0	0	0
B.McCain	5	2	7	0	0	0	0	0	0	0	0	0	0	0	0	0	0	0	0	0	0
K.Alonso	4	1	5	0	0	0	0	0	0	0	0	0	0	0	0	0	0	0	0	0	0
X.Howard	3	1	4	0	0	0	0	0	0	0	0	0	0	0	0	0	0	0	0	0	0
W.Hayes	3	0	3	0	0	1	0	0	0	0	0	0	0	0	0	0	0	0	0	0	0
N.Suh	2	1	3	1	5	1	1	0	0	0	0	0	0	0	0	0	0	0	0	0	0
C.Wake	2	0	2	1	4	1	2	0	0	0	0	0	0	0	0	0	0	0	0	0	0
N.Allen	2	0	2	0	0	0	0	0	0	0	0	0	0	0	0	0	0	0	0	0	0
J.Phillips	1	1	2	0	0	0	0	0	0	0	0	0	0	0	0	0	0	0	0	0	0
A.Branch	1	0	1	0	0	0	1	0	0	0	0	0	0	0	0	0	0	0	0	0	0
C.Tankersley	1	0	1	0	0	0	0	0	1	0	0	0	0	0	0	0	0	0	0	0	0
R.Mauluga	1	0	1	0	0	0	0	0	0	0	0	0	0	0	0	0	0	0	0	0	0
M.Thomas	1	0	1	0	0	1	0	0	0	0	0	0	0	0	0	0	0	0	0	0	0
D.Godchaux	0	1	1	0	0	0	0	0	0	0	0	0	0	0	0	0	0	0	0	0	0
C.Harris	0	0	0	0	0	0	1	0	0	0	0	0	0	0	0	0	0	0	0	0	0
V.Taylor	0	0	0	0	0	0	0	0	1	0	0	0	0	0	0	0	0	0	0	0	0
S.Perry	0	0	0	0	0	0	0	0	0	0	0	1	0	0	0	0	0	0	0	0	0
D.Williams	0	0	0	0	0	0	0	0	0	0	0	0	1	0	0	0	0	0	0	0	0
W.Aikens	0	0	0	0	0	0	0	0	0	0	0	0	1	0	0	0	0	0	0	0	0
J.Thomas	0	0	0	0	0	0	0	0	0	0	0	0	0	0	0	0	1	0	0	0	0
Total	37	11	48	2	9	5	5	1	4	0	0	1	2	0	0	0	1	0	0	0	0

TKL = Tackle AST = Assist COMB = Combined QH=QB Hit IN = Interception PD = Pass Defense FF = Forced Fumble FR = Fumble Recovery

Atlanta Falcons	Regular Defensive Plays												Special Teams					Misc			
	TKL	AST	COMB	SK	/ YDS	TFL	QH	IN	PD	FF	FR	TKL	AST	FF	FR	BL	TKL	AST	FF	FR	
D.Jones	6	5	11	0	0	0	0	1	1	0	0	0	0	0	0	0	0	0	0	0	0
K.Neal	7	1	8	0	0	0	0	0	0	0	0	0	0	0	0	0	0	0	0	0	0
R.Allen	7	0	7	0	0	0	0	0	0	0	0	0	0	0	0	0	0	0	0	0	0
D.Riley	1	5	6	0	0	0	0	0	0	0	0	0	0	0	0	0	0	0	0	0	0
D.Campbell	2	2	4	0	0	0	1	0	2	0	0	0	0	0	0	0	0	0	0	0	0
D.Shelby	1	3	4	0	0	1	0	0	0	0	0	0	0	0	0	0	0	0	0	0	0
B.Reed	1	3	4	0	0	0	0	0	0	0	0	0	0	0	0	0	0	0	0	0	0
G.Jarrett	1	3	4	0	0	0	0	0	0	0	0	0	0	0	0	0	0	0	0	0	0
R.Alford	1	2	3	0	0	0	0	0	1	0	0	0	0	0	0	0	0	0	0	0	0
D.Trufant	1	2	3	0	0	0	0	0	0	0	0	0	0	0	0	0	0	0	0	0	0
B.Poole	1	1	2	0	0	0	1	0	1	0	0	0	0	0	0	0	0	0	0	0	0
D.Poe	1	0	1	0	0	0	0	0	2	0	0	0	0	0	0	0	0	0	0	0	0
T.McKinley	1	0	1	0	0	1	0	0	0	0	0	0	0	0	0	0	0	0	0	0	0
A.Clayborn	0	1	1	0	0	0	0	0	0	0	0	0	0	0	0	0	0	0	0	0	0
J.Vellano	0	1	1	0	0	0	0	0	0	0	0	0	0	0	0	0	0	0	0	0	0
V.Beasley	0	1	1	0	0	0	0	0	0	0	0	0	0	0	0	0	0	0	0	0	0
D.Coleman	0	0	0	0	0	0	0	0	0	0	0	2	0	0	0	0	0	0	0	0	0
M.Bosher	0	0	0	0	0	0	0	0	0	0	0	1	0	0	0	0	0	0	0	0	1
K.Ishmael	0	0	0	0	0	0	0	0	0	0	0	1	0	0	0	0	0	0	0	0	0
D.Freeman	0	0	0	0	0	0	0	0	0	0	0	0	0	0	0	0	1	0	0	0	0
Total	31	30	61	0	0	2	2	1	7	0	0	4	0	0	0	0	1	0	0	0	1

Miami Dolphins vs Atlanta Falcons
10/15/2017 at Mercedes-Benz Stadium

First Half Summary

PERIOD SCORES

Dolphins 0 0 = 0
Falcons 10 7 = 17

TIME OF POSSESSION

Dolphins 14:54
Falcons 15:06

Scoring Plays

Team	Qtr	Time	Play Description (Extra Point) (Drive Info)	Visitor	Home
Falcons	1	9:41	M.Bryant 50 yd. Field Goal (11-43, 5:19)	0	3
Falcons	1	1:51	M.Hall 40 yd. pass from M.Ryan (M.Bryant kick) (9-90, 4:49)	0	10
Falcons	2	5:29	T.Coleman 6 yd. run (M.Bryant kick) (5-61, 2:23)	0	17

	Miami Dolphins	Atlanta Falcons
TOTAL FIRST DOWNS	8	14
First Downs Rushing-Passing-by Penalty	4 - 3 - 1	4 - 9 - 1
THIRD DOWN EFFICIENCY	1-4-25%	4-6-67%
TOTAL NET YARDS	140	233
Total Offensive Plays	27	33
NET YARDS RUSHING	76	82
NET YARDS PASSING	64	151
Gross Yards Passing	64	151
Times thrown-yards lost attempting to pass	0-0	0-0
Pass Attempts-Completions-Had Intercepted	14 - 8 - 1	21 - 15 - 0
Punts-Number and Average	2 - 40	1 - 37
Penalties-Number and Yards	3 - 32	2 - 20
Fumbles-Number and Lost	0 - 0	0 - 0
Red Zone Efficiency	0-0-0%	1-1-100%
Average Drive Start	MIA 26	ATL 21

Miami Dolphins						Atlanta Falcons											
RUSHING						RUSHING											
	ATT	YDS	AVG	LG	TD		ATT	YDS	AVG	LG	TD						
J.Ajayi	11	71	6.5	18	0	D.Freeman	7	66	9.4	44	0						
D.Williams	2	5	2.5	5	0	T.Coleman	5	16	3.2	6	1						
Total	13	76	5.8	18	0	Total	12	82	6.8	44	1						
PASSING						PASSING											
	ATT	CMP	YDS	SK/YD	TD	LG	IN	RT		ATT	CMP	YDS	SK/YD	TD	LG	IN	RT
J.Cutler	14	8	64	0/0	0	12	1	39.0	M.Ryan	21	15	151	0/0	1	40	0	107.4
Total	14	8	64	0/0	0	12	1	39.0	Total	21	15	151	0/0	1	40	0	107.4
PASS RECEIVING						PASS RECEIVING											
	TAR	REC	YDS	AVG	LG	TD		TAR	REC	YDS	AVG	LG	TD				
J.Landry	8	5	36	7.2	11	0	Ju.Jones	5	4	36	9.0	16	0				
J.Thomas	2	2	17	8.5	12	0	T.Gabriel	4	3	30	10.0	13	0				
K.Stills	1	1	11	11.0	11	0	A.Hooper	4	3	25	8.3	10	0				
J.Ajayi	2	0	0	0.0	0	0	D.Freeman	3	2	11	5.5	11	0				
L.Carroo	1	0	0	0.0	0	0	M.Hall	2	1	40	40.0	40	1				
							J.Hardy	1	1	5	5.0	5	0				
							T.Coleman	1	1	4	4.0	4	0				
Total	14	8	64	8.0	12	0	Total	20	15	151	10.1	40	1				

Miami Dolphins	Regular Defensive Plays											Special Teams					Misc			
	TKL	AST	COMB	SK	/ YDS	TFL	Q	IN	PD	FF	FR	TKL	AST	FF	FR	BL	TKL	AST	FF	FR
B.McCain	4	2	6	0	0	0	0	0	0	0	0	0	0	0	0	0	0	0	0	0
L.Timmons	3	2	5	0	0	1	0	0	1	0	0	0	0	0	0	0	0	0	0	0
K.Alonso	3	1	4	0	0	0	0	0	0	0	0	0	0	0	0	0	0	0	0	0
R.Jones	3	1	4	0	0	0	0	0	0	0	0	0	0	0	0	0	0	0	0	0
Total	13	6	19	0	0	1	0	0	1	0	0	0	0	0	0	0	0	0	0	0

First Half Summary

Atlanta Falcons	Regular Defensive Plays												Special Teams					Misc			
	TKL	AST	COMB	SK	/ YDS	TFL	QH	IN	PD	FF	FR	TKL	AST	FF	FR	BL	TKL	AST	FF	FR	
D.Jones	4	3	7	0	0	0	0	1	1	0	0	0	0	0	0	0	0	0	0	0	0
K.Neal	3	1	4	0	0	0	0	0	0	0	0	0	0	0	0	0	0	0	0	0	0
D.Campbell	1	2	3	0	0	0	0	0	0	0	0	0	0	0	0	0	0	0	0	0	0
R.Alford	1	1	2	0	0	0	0	0	1	0	0	0	0	0	0	0	0	0	0	0	0
Total	9	7	16	0	0	0	0	1	2	0	0	0	0	0	0	0	0	0	0	0	0

First Quarter

10/15/2017

Play By Play

MIA wins the coin toss and elects to defer. ATL elects to Receive, and MIA elects to defend the east goal.

C.Parkey kicks 65 yards from MIA 35 to end zone, Touchback.

Atlanta Falcons at 15:00

- 1-10-ATL 25 (15:00) M.Ryan pass short right to A.Hooper to ATL 30 for 5 yards (L.Timmons).
- 2-5-ATL 30 (14:23) D.Freeman right tackle to ATL 27 for -3 yards (J.Phillips; N.Suh).
- 3-8-ATL 27 (13:40) (Shotgun) M.Ryan pass short right to T.Gabriel to ATL 37 for 10 yards (K.Alonso). P1
- 1-10-ATL 37 (12:57) (Shotgun) M.Ryan pass incomplete short left to T.Gabriel.
- 2-10-ATL 37 (12:53) (Shotgun) M.Ryan pass short left to A.Hooper to ATL 47 for 10 yards (L.Timmons; B.McCain). P2
- 1-10-ATL 47 (12:14) D.Freeman left end to ATL 47 for no gain (K.Alonso).
- 2-10-ATL 47 (11:36) (Shotgun) M.Ryan pass incomplete short middle to D.Freeman (V.Taylor).
- 3-10-ATL 47 (11:33) (Shotgun) M.Ryan pass incomplete short left to Ju.Jones.
PENALTY on MIA-X.Howard, Defensive Pass Interference, 12 yards, enforced at ATL 47 - No Play. X3
- 1-10-MIA 41 (11:13) T.Coleman left tackle to MIA 37 for 4 yards (L.Timmons).
- 2-6-MIA 37 (10:43) (Shotgun) M.Ryan pass short right to J.Hardy to MIA 32 for 5 yards (B.McCain).
- 3-1-MIA 32 (10:06) T.Coleman left end pushed ob at MIA 32 for no gain (X.Howard).
- 4-1-MIA 32 **(9:48) M.Bryant 50 yard field goal is GOOD, Center-J.Harris, Holder-M.Bosher.**

MIA 0 ATL 3, 11 plays, 43 yards, 1 penalty, 5:19 drive, 5:19 elapsed

M.Bosher kicks 64 yards from ATL 35 to MIA 1. K.Drake to MIA 13 for 12 yards (D.Coleman).

Miami Dolphins at 9:41, (1st play from scrimmage 9:35)

- 1-10-MIA 13 (9:35) J.Cutler pass short left to J.Thomas to MIA 25 for 12 yards (K.Neal). P1
- 1-10-MIA 25 (8:55) J.Ajayi left end to MIA 29 for 4 yards (D.Shelby; D.Campbell).
- 2-6-MIA 29 (8:16) J.Ajayi right end pushed ob at MIA 47 for 18 yards (R.Allen). R2
- 1-10-MIA 47 (7:37) (Shotgun) J.Cutler pass incomplete short right to J.Ajayi.
- 2-10-MIA 47 (7:34) J.Cutler pass incomplete short middle to J.Landry (R.Alford).
- 3-10-MIA 47 (7:30) (Shotgun) J.Cutler pass short right to J.Thomas to ATL 48 for 5 yards (K.Neal).
- 4-5-ATL 48 (6:48) M.Haack punts 38 yards to ATL 10, Center-J.Denney, fair catch by A.Roberts.

Atlanta Falcons at 6:40

- 1-10-ATL 10 (6:40) (Shotgun) D.Freeman left tackle to ATL 20 for 10 yards (R.Jones). R4
- 1-10-ATL 20 (6:01) M.Ryan pass short middle to T.Gabriel to ATL 33 for 13 yards (C.Tankersley). P5
- 1-10-ATL 33 (5:23) D.Freeman right tackle to ATL 30 for -3 yards (L.Timmons).
- 2-13-ATL 30 (4:45) (Shotgun) M.Ryan pass short right to Ju.Jones to ATL 38 for 8 yards (X.Howard).
- 3-5-ATL 38 (4:10) (Shotgun) M.Ryan pass short right to Ju.Jones to ATL 49 for 11 yards (L.Timmons; X.Howard). P6
- 1-10-ATL 49 (3:26) T.Coleman left end to MIA 47 for 4 yards (W.Hayes).
- 2-6-MIA 47 (2:45) (Shotgun) M.Ryan pass incomplete deep left to A.Hooper.
- 3-6-MIA 47 (2:40) (Shotgun) M.Ryan pass short right to T.Gabriel to MIA 40 for 7 yards (K.Alonso; B.McCain). P7
- 1-10-MIA 40 **(2:00) M.Ryan pass deep middle to M.Hall for 40 yards, TOUCHDOWN.** P8
- M.Bryant extra point is GOOD, Center-J.Harris, Holder-M.Bosher.

MIA 0 ATL 10, 9 plays, 90 yards, 4:49 drive, 13:09 elapsed

M.Bosher kicks 65 yards from ATL 35 to MIA 0. K.Drake to MIA 23 for 23 yards (D.Coleman).

Miami Dolphins at 1:51, (1st play from scrimmage 1:43)

- 1-10-MIA 23 (1:43) J.Ajayi left tackle ran ob at MIA 38 for 15 yards (D.Jones). R3
- 1-10-MIA 38 (1:11) J.Ajayi right end to MIA 43 for 5 yards (K.Neal).
- 2-5-MIA 43 (:25) J.Ajayi left guard to ATL 48 for 9 yards (K.Neal; D.Riley). R4

END OF QUARTER

	Score	Time Poss	First Downs				Efficiencies	
			R	P	X	T	3 Down	4 Down
Miami Dolphins	0	4:52	3	1	0	4	0/1	0/0
Atlanta Falcons	10	10:08	1	6	1	8	3/4	0/0

Second Quarter

10/15/2017

Play By Play

Miami Dolphins continued.

- 1-10-ATL 48 (15:00) J.Ajayi right guard to ATL 42 for 6 yards (D.Campbell; D.Jones).
- 2-4-ATL 42 (14:13) D.Williams left tackle to ATL 42 for no gain (B.Reed; D.Riley).
- 3-4-ATL 42 (13:32) (Shotgun) J.Cutler pass incomplete short left to J.Landry.
- 4-4-ATL 42 (13:28) (Punt formation) M.Haack punts 42 yards to end zone, Center-J.Denney, Touchback.

Atlanta Falcons at 13:19

- 1-10-ATL 20 (13:19) *PENALTY on ATL-A.Levitre, False Start, 5 yards, enforced at ATL 20 - No Play.*
- 1-15-ATL 15 (13:19) M.Ryan pass short middle to T.Coleman to ATL 19 for 4 yards (R.Mauluga).
- 2-11-ATL 19 (12:38) (Shotgun) M.Ryan pass incomplete short middle to Ju.Jones.
- 3-11-ATL 19 (12:34) (Shotgun) M.Ryan pass short left to D.Freeman to ATL 19 for no gain (B.McCain) [C.Harris].
- 4-11-ATL 19 (11:56) M.Bosher punts 37 yards to MIA 44, Center-J.Harris, out of bounds.

Miami Dolphins at 11:48

- 1-10-MIA 44 (11:48) J.Ajayi right tackle to MIA 43 for -1 yards (D.Trufant; A.Clayborn).
- 2-11-MIA 43 (11:07) J.Cutler pass short left to K.Stills ran ob at ATL 46 for 11 yards. P5
- 1-10-ATL 46 (10:32) (Shotgun) J.Cutler pass short right to J.Landry to ATL 39 for 7 yards (D.Trufant; R.Alford).
PENALTY on MIA-J.James, Unnecessary Roughness, 15 yards, enforced at ATL 39.
- 2-18-MIA 46 (10:05) D.Williams left end to ATL 49 for 5 yards (D.Jones; B.Poole).
- 3-13-ATL 49 (8:51) (Shotgun) J.Cutler pass short middle to J.Landry to ATL 39 for 10 yards (R.Alford) [B.Poole].
Timeout #1 by ATL at 07:57.
- 4-3-ATL 39 (7:57) (Shotgun) J.Cutler pass incomplete short right to J.Landry (D.Poe).

Atlanta Falcons at 7:52

- 1-10-ATL 39 (7:52) D.Freeman left end to MIA 17 for 44 yards (R.Jones). R9
- 1-10-MIA 17 (7:03) (Shotgun) M.Ryan pass incomplete short right to M.Hall (L.Timmons).
- 2-10-MIA 17 (6:58) (Shotgun) D.Freeman left end to MIA 8 for 9 yards (K.Alonso).
- 3-1-MIA 8 (6:16) (Shotgun) T.Coleman left guard to MIA 6 for 2 yards (D.Godchaux; R.Jones). R10
- 1-6-MIA 6 (5:35) (Shotgun) T.Coleman left guard for 6 yards, **TOUCHDOWN.** R11
The Replay Official reviewed the runner broke the plane ruling, and the play was Upheld. The ruling on the field stands.
M.Bryant extra point is GOOD, Center-J.Harris, Holder-M.Bosher.

MIA 0 ATL 17, 5 plays, 61 yards, 2:23 drive, 9:31 elapsed

M.Bosher kicks 65 yards from ATL 35 to end zone, Touchback.

Miami Dolphins at 5:29

- 1-10-MIA 25 (5:29) J.Ajayi left guard to MIA 29 for 4 yards (D.Jones).
- 2-6-MIA 29 (4:46) J.Ajayi left guard to MIA 36 for 7 yards (D.Campbell). R6
- 1-10-MIA 36 (4:04) (Shotgun) J.Cutler pass short middle to J.Landry to MIA 41 for 5 yards (D.Jones; D.Shelby).
- 2-5-MIA 41 (3:19) (Shotgun) J.Cutler pass incomplete deep right to K.Stills [D.Poe].
Penalty on MIA-K.Stills, Offensive Pass Interference, offsetting, enforced at MIA 41 - No Play.
Penalty on ATL-D.Campbell, Roughing the Passer, offsetting.
- 2-5-MIA 41 (3:13) (Shotgun) J.Cutler pass short right to J.Landry pushed ob at MIA 44 for 3 yards (D.Jones).
PENALTY on ATL-T.McKinley, Unnecessary Roughness, 15 yards, enforced at MIA 44. X7
- 1-10-ATL 41 (2:38) J.Ajayi right guard to ATL 37 for 4 yards (D.Jones).

Two-Minute Warning

- 2-6-ATL 37 (2:00) J.Ajayi right guard to ATL 37 for no gain (G.Jarrett).
Timeout #2 by ATL at 01:55.
- 3-6-ATL 37 (1:54) (Shotgun) J.Cutler pass short left to J.Landry to ATL 26 for 11 yards (B.Poole). P8
- 1-10-ATL 26 (1:16) (Shotgun) J.Cutler pass incomplete short right to J.Ajayi.
- 2-10-ATL 26 (1:13) (Shotgun) *PENALTY on MIA-L.Tunsil, False Start, 5 yards, enforced at ATL 26 - No Play.*
- 2-15-ATL 31 (1:13) (Shotgun) J.Cutler pass deep left intended for L.Carro INTERCEPTED by D.Jones at ATL 11. D.Jones to ATL 12 for 1 yard (J.Thomas).

Atlanta Falcons at 1:04

- 1-10-ATL 12 (1:04) (Shotgun) D.Freeman left tackle to ATL 21 for 9 yards (N.Allen).
- 2-1-ATL 21 (:41) (No Huddle, Shotgun) M.Ryan pass short middle to A.Hooper to ATL 31 for 10 yards (B.McCain). P12
- 1-10-ATL 31 (:28) (No Huddle, Shotgun) M.Ryan pass short middle to D.Freeman to ATL 42 for 11 yards (B.McCain). P13
Timeout #3 by ATL at 00:20.

Miami Dolphins vs Atlanta Falcons at Mercedes-Benz Stadium

1-10-ATL 42 (:20) (Shotgun) M.Ryan pass short middle to Ju.Jones to MIA 42 for 16 yards (R.Jones).
1-10-MIA 42 (:08) M.Ryan spiked the ball to stop the clock.
 2-10-MIA 42 (:06) (Shotgun) M.Ryan pass short left to Ju.Jones ran ob at MIA 41 for 1 yard.
 3-9-MIA 41 (:02) M.Bryant 59 yard field goal is No Good, Center-J.Harris, Holder-M.Bosher. J.Landry at MIA -9 pushed ob at MIA 31 for 40 yards (M.Bosher).

END OF QUARTER

	Score	Time Poss	First Downs				Efficiencies	
			R	P	X	T	3 Down	4 Down
Miami Dolphins	0	10:02	1	2	1	4	1/3	0/1
Atlanta Falcons	17	4:58	3	3	0	6	1/2	0/0

Third Quarter

10/15/2017

Play By Play

MIA elects to Receive, and ATL elects to defend the West goal.

M.Bosher kicks 65 yards from ATL 35 to end zone, Touchback.

Miami Dolphins at 15:00

- 1-10-MIA 25 (15:00) J.Ajayi left guard to MIA 28 for 3 yards (B.Reed).
- 2-7-MIA 28 (14:26) J.Cutler pass short left to J.Thomas to MIA 33 for 5 yards (D.Jones).
- 3-2-MIA 33 (13:42) (Shotgun) J.Cutler pass short right to K.Stills to ATL 49 for 18 yards (D.Trufant) P9
- 1-10-ATL 49 (12:54) (Shotgun) J.Cutler pass short left to K.Stills to ATL 40 for 9 yards (D.Jones).
- 2-1-ATL 40 (12:14) (Shotgun) J.Ajayi left guard to ATL 39 for 1 yard (K.Neal) R10
- 1-10-ATL 39 (11:31) (Shotgun) J.Cutler pass incomplete deep left to J.Thomas.
- 2-10-ATL 39 (11:24) (Shotgun) J.Ajayi right guard to ATL 33 for 6 yards (J.Vellano; D.Riley).
- 3-4-ATL 33 (10:39) (Shotgun) J.Cutler pass short left to D.Williams pushed ob at ATL 26 for 7 yards (R.Allen) P11
- 1-10-ATL 26 (10:06) J.Ajayi right tackle to ATL 23 for 3 yards (D.Jones; G.Jarrett).
- 2-7-ATL 23 (9:27) D.Williams left guard to ATL 21 for 2 yards (G.Jarrett; V.Beasley).
- 3-5-ATL 21 (8:38) (Shotgun) J.Cutler pass short left to D.Williams pushed ob at ATL 17 for 4 yards (K.Neal).
- 4-1-ATL 17 (7:53) (Shotgun) J.Cutler pass short right to D.Williams to ATL 14 for 3 yards (R.Allen) P12
- 1-10-ATL 14 (7:21) J.Ajayi left end to ATL 16 for -2 yards (D.Jones; R.Alford).
- 2-12-ATL 16 (6:30) (Shotgun) J.Cutler pass incomplete short right to L.Carroo (B.Poole).
- 3-12-ATL 16 (6:25) (Shotgun) *PENALTY on ATL-A.Clayborn, Neutral Zone Infraction, 5 yards, enforced at ATL 16 - No Play.*
- 3-7-ATL 11 **(6:25) (Shotgun) J.Cutler pass short left to K.Stills for 11 yards, TOUCHDOWN.** P13
C.Parkey extra point is GOOD, Center-J.Denney, Holder-M.Haack.

MIA 7 ATL 17, 15 plays, 75 yards, 1 penalty, 8:43 drive, 8:43 elapsed

C.Parkey kicks 66 yards from MIA 35 to ATL -1. A.Roberts to ATL 17 for 18 yards (D.Williams; W.Aikens).

Atlanta Falcons at 6:17, (1st play from scrimmage 6:11)

- 1-10-ATL 17 (6:11) M.Ryan sacked at ATL 12 for -5 yards (N.Suh).
- 2-15-ATL 12 (5:29) D.Freeman right guard to ATL 14 for 2 yards (J.Phillips).
- 3-13-ATL 14 (4:50) (Shotgun) M.Ryan pass short middle to A.Hooper to ATL 25 for 11 yards (N.Allen).
- 4-2-ATL 25 (4:14) M.Bosher punts 26 yards to MIA 49, Center-J.Harris, downed by ATL-D.Riley.

Miami Dolphins at 4:02

- 1-10-MIA 49 (4:02) (Shotgun) J.Cutler pass incomplete short middle to J.Landry (D.Poe).
- 2-10-MIA 49 (3:59) J.Ajayi right guard to 50 for 1 yard (D.Campbell).
- 3-9-50 (3:14) (Shotgun) J.Cutler pass incomplete deep left to J.Grant.
PENALTY on ATL-R.Alford, Defensive Pass Interference, 26 yards, enforced at 50 - No Play. X14
- 1-10-ATL 24 (3:06) J.Ajayi right guard to ATL 23 for 1 yard (D.Riley).
- 2-9-ATL 23 (2:31) J.Cutler pass short middle intended for J.Landry INTERCEPTED by D.Jones at ATL 24. D.Jones to ATL 23 for -1 yards (J.Ajayi).
PENALTY on ATL-G.Jarrett, Roughing the Passer, 12 yards, enforced at ATL 23 - No Play. X15
Penalty on ATL-R.Allen, Illegal Block Above the Waist, declined.
- 1-10-ATL 11 (2:15) J.Ajayi left guard to ATL 7 for 4 yards (D.Riley; B.Reed).
- 2-6-ATL 7 **(1:38) J.Cutler pass short left to J.Landry for 7 yards, TOUCHDOWN.** P16
C.Parkey extra point is GOOD, Center-J.Denney, Holder-M.Haack.

MIA 14 ATL 17, 5 plays, 51 yards, 2 penalties, 2:30 drive, 13:28 elapsed

C.Parkey kicks 65 yards from MIA 35 to end zone, Touchback.

Atlanta Falcons at 1:32

- 1-10-ATL 25 (1:32) M.Ryan pass short right to A.Hooper to ATL 27 for 2 yards (N.Suh).
- 2-8-ATL 27 (:50) T.Coleman left end to ATL 47 for 20 yards (C.Wake) R15
- 1-10-ATL 47 (:06) (No Huddle) T.Coleman left end to ATL 49 for 2 yards (L.Timmons).

END OF QUARTER

	Score	Time Poss	First Downs				Efficiencies	
			R	P	X	T	3 Down	4 Down
Miami Dolphins	14	11:13	1	5	2	8	3/4	1/1
Atlanta Falcons	17	3:47	1	0	0	1	0/1	0/0

Fourth Quarter

10/15/2017

Play By Play

Atlanta Falcons continued.

- 2-8-ATL 49 (15:00) (Shotgun) M.Ryan pass short right to Ju.Jones ran ob at MIA 33 for 18 yards (L.Timmons). P16
- 1-10-MIA 33 (14:27) M.Ryan sacked at MIA 33 for 0 yards (K.Alonso).
PENALTY on ATL-J.Mathews, Offensive Holding, 10 yards, enforced at MIA 33 - No Play.
- 1-20-MIA 43 (13:58) (Shotgun) D.Freeman left tackle to MIA 43 for no gain (A.Branch).
- 2-20-MIA 43 (13:15) (Shotgun) M.Ryan sacked at MIA 47 for -4 yards (C.Wake).
- 3-24-MIA 47 (12:28) (Shotgun) M.Ryan pass short left to A.Hooper to MIA 42 for 5 yards (L.Timmons, R.Jones) [C.Wake].
- 4-19-MIA 42 (11:51) (Punt formation) M.Bosher Aborted. J.Harris FUMBLES at 50, recovered by ATL-M.Bosher at ATL 48. M.Bosher to MIA 48 for 4 yards (M.Thomas). Snap hit the up back, 20-Neasman.

Miami Dolphins at 11:42

- 1-10-MIA 48 (11:42) J.Ajayi left end to ATL 48 for 4 yards (B.Reed; D.Riley).
- 2-6-ATL 48 (10:58) (Shotgun) J.Cutler pass incomplete short left to J.Ajayi.
- 3-6-ATL 48 (10:53) (Shotgun) J.Cutler pass short right to J.Grant to ATL 44 for 4 yards (R.Allen).
- 4-2-ATL 44 (10:09) (Shotgun) J.Cutler pass short middle to J.Landry to ATL 35 for 9 yards (R.Allen). P17
- 1-10-ATL 35 (9:25) J.Cutler pass incomplete deep right to J.Landry.
- 2-10-ATL 35 (9:24) J.Ajayi right tackle to ATL 31 for 4 yards (D.Poe).
- 3-6-ATL 31 (8:42) (Shotgun) J.Cutler pass incomplete short left to L.Carroo (D.Campbell) [D.Campbell].
- 4-6-ATL 31 (8:39) **C.Parkey 49 yard field goal is GOOD, Center-J.Denney, Holder-M.Haack.**

MIA 17 ATL 17, 8 plays, 21 yards, 3:08 drive, 6:26 elapsed

C.Parkey kicks 65 yards from MIA 35 to end zone, Touchback.

Atlanta Falcons at 8:34

- 1-10-ATL 25 (8:34) (Shotgun) T.Coleman left guard to ATL 27 for 2 yards (W.Hayes).
- 2-8-ATL 27 (8:00) T.Coleman right end to ATL 19 for -8 yards (W.Hayes).
- 3-16-ATL 19 (7:18) (Shotgun) M.Ryan pass incomplete deep left to T.Gabriel [A.Branch].
- 4-16-ATL 19 (7:11) M.Bosher punts 55 yards to MIA 26, Center-J.Harris. J.Grant ran ob at MIA 34 for 8 yards (K.Ishmael).

Miami Dolphins at 7:00

- 1-10-MIA 34 (7:00) (Shotgun) J.Cutler pass incomplete short left to J.Landry.
- 2-10-MIA 34 (6:57) J.Ajayi left tackle to ATL 48 for 18 yards (R.Allen). R18
- 1-10-ATL 48 (6:16) J.Ajayi right tackle to ATL 30 for 18 yards (R.Allen). R19
- 1-10-ATL 30 (5:31) (Shotgun) D.Williams right guard to ATL 28 for 2 yards (K.Neal).
- 2-8-ATL 28 (5:08) J.Ajayi left end to ATL 29 for -1 yards (T.McKinley).
- 3-9-ATL 29 (4:16) (Shotgun) J.Cutler pass short middle to J.Landry to ATL 19 for 10 yards (K.Neal). P20
- 1-10-ATL 19 (3:28) J.Ajayi left tackle to ATL 19 for no gain (D.Shelby; G.Jarrett).
- 2-10-ATL 19 (2:45) (Shotgun) J.Ajayi left guard to ATL 20 for -1 yards (D.Shelby).
Timeout #1 by ATL at 02:40.
- 3-11-ATL 20 (2:40) (Shotgun) J.Cutler pass incomplete short right to J.Thomas (D.Campbell).
- 4-11-ATL 20 (2:35) **C.Parkey 38 yard field goal is GOOD, Center-J.Denney, Holder-M.Haack.**

MIA 20 ATL 17, 10 plays, 46 yards, 4:30 drive, 12:30 elapsed

C.Parkey kicks 68 yards from MIA 35 to ATL -3. A.Roberts to ATL 13 for 16 yards (S.Perry). ATL-J.Tripp was injured during the play.

Atlanta Falcons at 2:30, (1st play from scrimmage 2:26)

- 1-10-ATL 13 (2:26) (Shotgun) M.Ryan pass short left to T.Gabriel to ATL 22 for 9 yards (K.Alonso).
- 2-1-ATL 22 (2:01) (No Huddle, Shotgun) M.Ryan pass deep left to Ju.Jones pushed ob at ATL 40 for 18 yards (R.Jones). P17

Two-Minute Warning

- 1-10-ATL 40 (1:59) (Shotgun) M.Ryan pass incomplete short left to D.Freeman.
- 2-10-ATL 40 (1:54) (Shotgun) M.Ryan pass incomplete short right to T.Gabriel.
- 3-10-ATL 40 (1:50) (Shotgun) M.Ryan pass short middle to J.Hardy to MIA 38 for 22 yards (R.Jones). P18
- 1-10-MIA 38 (1:25) (No Huddle, Shotgun) M.Ryan pass short right to J.Hardy to MIA 31 for 7 yards (B.McCain).
- 2-3-MIA 31 (1:06) (No Huddle, Shotgun) M.Ryan pass incomplete deep right to T.Gabriel.
- 3-3-MIA 31 (1:01) (Shotgun) M.Ryan pass short right to A.Hooper ran ob at MIA 26 for 5 yards (X.Howard). P19
Timeout #1 by MIA at 00:47.
- 1-10-MIA 26 (:47) (Shotgun) M.Ryan pass deep middle intended for A.Hooper INTERCEPTED by R.Jones (C.Tankersley) at MIA 6. R.Jones pushed ob at MIA 21 for 15 yards (D.Freeman).

Miami Dolphins vs Atlanta Falcons at Mercedes-Benz Stadium

PENALTY on MIA-R.Jones, Unsportsmanlike Conduct, 10 yards, enforced at MIA 21.

Miami Dolphins at 0:39

1-10-MIA 11 (:39) J.Cutler kneels to MIA 10 for -1 yards.

END OF QUARTER

	Score	Time Poss	First Downs				Efficiencies	
			R	P	X	T	3 Down	4 Down
Miami Dolphins	20	8:17	2	2	0	4	1/4	1/1
Atlanta Falcons	17	6:43	0	4	0	4	2/4	0/1

Miscellaneous Statistics Report

Miami Dolphins vs Atlanta Falcons
10/15/2017 at Mercedes-Benz Stadium

Ten Longest Plays for Miami Dolphins

Yards	Qtr	Play Start	Play Description
18	1	2-6-MIA 29	(8:16) J.Ajayi right end pushed ob at MIA 47 for 18 yards (R.Allen).
18	2	2-5-MIA 41	(3:13) (Shotgun) J.Cutler pass short right to J.Landry pushed ob at MIA 44 for 3 yards (D.Jones). PENALTY on ATL-T.McKinley, Unnecessary Roughness, 15 yards, enforced at MIA 44.
18	3	3-2-MIA 33	(13:42) (Shotgun) J.Cutler pass short right to K.Stills to ATL 49 for 18 yards (D.Trufant).
18	4	2-10-MIA 34	(6:57) J.Ajayi left tackle to ATL 48 for 18 yards (R.Allen).
18	4	1-10-ATL 48	(6:16) J.Ajayi right tackle to ATL 30 for 18 yards (R.Allen).
15	1	1-10-MIA 23	(1:43) J.Ajayi left tackle ran ob at MIA 38 for 15 yards (D.Jones).
12	1	1-10-MIA 13	(9:35) J.Cutler pass short left to J.Thomas to MIA 25 for 12 yards (K.Neal).
11	2	2-11-MIA 43	(11:07) J.Cutler pass short left to K.Stills ran ob at ATL 46 for 11 yards.
11	2	3-6-ATL 37	(1:54) (Shotgun) J.Cutler pass short left to J.Landry to ATL 26 for 11 yards (B.Poole).
11	3	3-7-ATL 11	(6:25) (Shotgun) J.Cutler pass short left to K.Stills for 11 yards, TOUCHDOWN.

Ten Longest Plays for Atlanta Falcons

Yards	Qtr	Play Start	Play Description
44	2	1-10-ATL 39	(7:52) D.Freeman left end to MIA 17 for 44 yards (R.Jones).
40	1	1-10-MIA 40	(2:00) M.Ryan pass deep middle to M.Hall for 40 yards, TOUCHDOWN.
22	4	3-10-ATL 40	(1:50) (Shotgun) M.Ryan pass short middle to J.Hardy to MIA 38 for 22 yards (R.Jones).
20	3	2-8-ATL 27	(:50) T.Coleman left end to ATL 47 for 20 yards (C.Wake).
18	4	2-8-ATL 49	(15:00) (Shotgun) M.Ryan pass short right to Ju.Jones ran ob at MIA 33 for 18 yards (L.Timmons).
18	4	2-1-ATL 22	(2:01) (No Huddle, Shotgun) M.Ryan pass deep left to Ju.Jones pushed ob at ATL 40 for 18 yards (R.Jones).
16	2	1-10-ATL 42	(:20) (Shotgun) M.Ryan pass short middle to Ju.Jones to MIA 42 for 16 yards (R.Jones).
13	1	1-10-ATL 20	(6:01) M.Ryan pass short middle to T.Gabriel to ATL 33 for 13 yards (C.Tankersley).
11	1	3-5-ATL 38	(4:10) (Shotgun) M.Ryan pass short right to Ju.Jones to ATL 49 for 11 yards (L.Timmons; X.Howard).
11	2	1-10-ATL 31	(:28) (No Huddle, Shotgun) M.Ryan pass short middle to D.Freeman to ATL 42 for 11 yards (B.McCain).

Touchdown Scoring Information

		Offense	Defense	Special Teams
VISITOR	Miami Dolphins	2	0	0
HOME	Atlanta Falcons	2	0	0

Player Scoring Information

Club	Player	TD	Rush TD	Rec TD	KO TD	Punt TD	Int TD	Fum TD	Misc TD	FG	XP	2Pt Rush	2Pt Rec	Sfty	Points
MIA	C.Parkey	0	0	0	0	0	0	0	0	2	2	0	0	0	8
MIA	K.Stills	0	0	1	0	0	0	0	0	0	0	0	0	0	6
MIA	J.Landry	0	0	1	0	0	0	0	0	0	0	0	0	0	6
ATL	T.Coleman	0	1	0	0	0	0	0	0	0	0	0	0	0	6
ATL	M.Hall	0	0	1	0	0	0	0	0	0	0	0	0	0	6
ATL	M.Bryant	0	0	0	0	0	0	0	0	1	2	0	0	0	5

Possession Detail

	First Half		Second Half		Game	
	Visitor	Home	Visitor	Home	Visitor	Home
Largest Lead	0	17	3	10	3	17
Drives Leading	0	4	1	2	1	6
Time of Possession Leading	0:00	9:47	0:39	7:05	0:39	16:52
Largest Deficit	-17	0	-10	-3	-17	-3
Drives Trailing	4	0	3	1	7	1
Time of Possession Trailing	14:54	0:00	14:21	1:51	29:15	1:51
Times Score Tied Up		0		1		1
Lead Changes		1		1		2



NFL STANDINGS

AMERICAN FOOTBALL CONFERENCE											
EAST DIVISION											
TEAM	W	L	T	PCT	PF	PA	HOME	AWAY	CONF	DIV	STREAK
New England Patriots	4	2	0	.667	172	159	1-2-0	3-0-0	2-1-0	1-0-0	Won 2
Buffalo Bills	3	2	0	.600	89	74	2-0-0	1-2-0	2-1-0	1-0-0	Lost 1
MIAMI DOLPHINS	3	2	0	.600	61	84	1-1-0	2-1-0	2-1-0	0-1-0	WON 2
New York Jets	3	3	0	.500	109	130	2-1-0	1-2-0	3-3-0	1-2-0	Lost 1
NORTH DIVISION											
TEAM	W	L	T	PCT	PF	PA	HOME	AWAY	CONF	DIV	STREAK
Pittsburgh Steelers	4	2	0	.667	118	102	1-1-0	3-1-0	3-1-0	2-0-0	Won 1
Baltimore Ravens	3	3	0	.500	114	124	1-2-0	2-1-0	3-2-0	2-1-0	Lost 1
Cincinnati Bengals	2	3	0	.400	84	83	1-2-0	1-1-0	2-2-0	1-1-0	Won 2
Cleveland Browns	0	6	0	.000	94	157	0-3-0	0-3-0	0-6-0	0-3-0	Lost 6
SOUTH DIVISION											
TEAM	W	L	T	PCT	PF	PA	HOME	AWAY	CONF	DIV	STREAK
Tennessee Titans	3	3	0	.500	146	164	2-1-0	1-2-0	2-3-0	2-1-0	Won 1
Jacksonville Jaguars	3	3	0	.500	156	110	1-2-0	2-1-0	3-2-0	1-1-0	Lost 1
Houston Texans	3	3	0	.500	177	147	2-2-0	1-1-0	3-3-0	1-1-0	Won 1
Indianapolis Colts	2	4	0	.333	119	195	2-1-0	0-3-0	1-1-0	0-1-0	Lost 1
WEST DIVISION											
TEAM	W	L	T	PCT	PF	PA	HOME	AWAY	CONF	DIV	STREAK
Kansas City Chiefs	5	1	0	.833	177	130	2-1-0	3-0-0	3-1-0	1-0-0	Lost 1
Denver Broncos	3	2	0	.600	108	97	3-1-0	0-1-0	2-1-0	2-0-0	Lost 1
Los Angeles Chargers	2	4	0	.333	116	131	0-3-0	2-1-0	1-3-0	1-2-0	Won 2
Oakland Raiders	2	4	0	.333	124	126	1-2-0	1-2-0	2-3-0	0-2-0	Lost 4

NATIONAL FOOTBALL CONFERENCE											
EAST DIVISION											
TEAM	W	L	T	PCT	PF	PA	HOME	AWAY	CONF	DIV	STREAK
Philadelphia Eagles	5	1	0	.833	165	122	2-0-0	3-1-0	4-0-0	2-0-0	Won 4
Washington Redskins	3	2	0	.600	117	113	2-1-0	1-1-0	2-1-0	0-1-0	Won 1
Dallas Cowboys	2	3	0	.400	125	132	1-2-0	1-1-0	2-2-0	1-0-0	Lost 2
New York Giants	1	5	0	.167	105	132	0-2-0	1-3-0	0-4-0	0-2-0	Won 1
NORTH DIVISION											
TEAM	W	L	T	PCT	PF	PA	HOME	AWAY	CONF	DIV	STREAK
Minnesota Vikings	4	2	0	.667	122	103	3-1-0	1-1-0	4-1-0	2-1-0	Won 2
Green Bay Packers	4	2	0	.667	147	135	3-0-0	1-2-0	3-2-0	1-1-0	Lost 1
Detroit Lions	3	3	0	.500	161	149	1-2-0	2-1-0	3-3-0	1-0-0	Lost 2
Chicago Bears	2	4	0	.333	105	148	1-2-0	1-2-0	0-4-0	0-2-0	Won 1
SOUTH DIVISION											
TEAM	W	L	T	PCT	PF	PA	HOME	AWAY	CONF	DIV	STREAK
Carolina Panthers	4	2	0	.667	128	122	1-2-0	3-0-0	2-2-0	0-1-0	Lost 1
New Orleans Saints	3	2	0	.600	145	116	1-1-0	2-1-0	2-1-0	1-0-0	Won 3
Atlanta Falcons	3	2	0	.600	121	109	1-2-0	2-0-0	3-0-0	0-0-0	Lost 2
Tampa Bay Buccaneers	2	3	0	.400	118	121	2-1-0	0-2-0	2-2-0	0-0-0	Lost 2
WEST DIVISION											
TEAM	W	L	T	PCT	PF	PA	HOME	AWAY	CONF	DIV	STREAK
Los Angeles Rams	4	2	0	.667	179	138	1-2-0	3-0-0	2-2-0	1-1-0	Won 1
Seattle Seahawks	3	2	0	.600	110	87	2-0-0	1-2-0	2-1-0	2-0-0	Won 2
Arizona Cardinals	3	3	0	.500	119	158	2-1-0	1-2-0	2-3-0	1-0-0	Won 1
San Francisco 49ers	0	6	0	.000	113	146	0-2-0	0-4-0	0-5-0	0-3-0	Lost 6

