



# JACKSONVILLE JAGUARS AT INDIANAPOLIS COLTS

2017 NFL WEEK 7 GAME RELEASE  
SUNDAY, OCTOBER 22 | 1 PM EDT | LUCAS OIL STADIUM



FOR IMMEDIATE RELEASE

TUESDAY, OCT. 17, 2017



## JACKSONVILLE JAGUARS (3-3) AT INDIANAPOLIS COLTS (2-4)

SUNDAY, OCT. 22, 2017 • 1 P.M. EDT • LUCAS OIL STADIUM (63,000)



Tad Dickman - Sr. Manager, Public Relations • Amanda Holt - Business Public Relations Strategy Manager • Alex Brooks - Public Relations Coordinator  
Andy Esworthy - Public Relations Assistant • Gaby Moran - Public Relations Assistant • Dan Edwards - Sr. Vice President, Communications



### THE OVERVIEW

In Week 7, the Jacksonville Jaguars (3-3) travel to Indianapolis to face the Colts (2-4) at Lucas Oil Stadium on Sunday, Oct. 22 at 1 p.m. ET. The Jaguars enter their third AFC South game of the season with a 1-1 record against divisional opponents, and are currently tied for first in the division entering Week 7 for the first time since the 1999 season (tied for first in the AFC Central with a 5-1 record). The Jaguars have faced the Colts 32 times in the regular season, with Indianapolis leading the series, 22-10. The Jaguars are seeking their first win in Indianapolis since a 22-17 victory on Sept. 23, 2012. Following Sunday's game at Indianapolis, the Jaguars will have their Bye Week, and can enter the open week with a winning record for the first time since 2007, when they were 2-1.



### FOURNETTE SCORES FOR SIXTH CONSECUTIVE GAME

In Week 6 vs. the Los Angeles Rams, rookie RB **Leonard Fournette**, who was selected with the fourth overall pick in the 2017 NFL Draft after a prolific career at Louisiana State University, rushed 21 times for 130 yards (6.2 rush avg.), and scored on a 75-yard TD run on his first carry of the game. After scoring on a 90-yard TD on his final rush in Week 5 at Pittsburgh, Fournette became the first player in NFL history to score a rushing TD of 75-plus yards on consecutive carries in a single season. Fournette, who has now totaled seven TDs on the season (six rushing, one receiving), joins New England's **Robert Edwards** (1998) as the only rookies in NFL history to score a TD in each of their team's first six games of the season. Fournette is the only player in the NFL this season and the only player in Jaguars history to score a TD in each of his team's first six games of a season. For the season, Fournette has totaled 596 rushing yards and six rushing TDs on 130 carries (4.6 rush avg.) and 136 receiving yards and one receiving TD on 15 receptions (9.1 rec. avg.) to total 732 scrimmage yards and seven scrimmage TDs. Fournette's 130 carries, 596 rushing yards, six rushing TDs, 145 touches and 732 scrimmage yards are all the most through six career games in franchise history. Fournette needs 82 rushing yards in Week 7 at Indianapolis to have the most rushing yards through Week 7 in Jaguars history, surpassing **Maurice Jones-Drew's** 677 rushing yards in 2011, the year he won the rushing title.



### CAMPBELL INCREASES SEASON SACK TOTAL TO 8.0

In Week 6 vs. the Los Angeles Rams, 10th-year DE **Calais Campbell**, who was acquired by the team in 2017 free agency, totaled five tackles (four solo), including 2.0 sacks, and added one pass defended. Campbell took down Rams QB **Jared Goff** for a nine-yard loss in the first quarter and a seven-yard loss in the third quarter, increasing his season total to 8.0 sacks, the second-most in the NFL, trailing only Dallas' **Demarcus Lawrence's** 8.5 sacks. After posting 2.0 sacks against the Rams and 4.0 sacks in Week 1 at Houston, Campbell has registered at least two multi-sack games in a season for the fifth time in his 10-year career. Campbell's 8.0 sacks are tied for the second-most in a season in his career (2011 and 2016 with Arizona), and he needs 1.5 sacks over the last 10 games to surpass his career-high of 9.0 sacks with Arizona in 2013. Campbell's 8.0 sacks are the most through six games in a season in franchise history. Overall, the Jaguars totaled three sacks against the Rams, increasing their season total to 23, the most in the NFL. The team's 23 sacks are the most through six games in franchise history.



### AFC SOUTH 2017 STANDINGS

Team	W	L	T	PF	PA	Home	Road	Div	Conf	Streak
Titans	3	3	0	146	164	2-1	1-2	2-1	2-3	1W
Jaguars	3	3	0	156	110	1-2	2-1	1-1	3-2	1L
Texans	3	3	0	177	147	2-2	1-1	1-1	3-3	1W
Colts	2	4	0	119	195	2-1	0-3	0-1	1-1	1L



### ON THE CALL

**TV BROADCAST INFORMATION:** This Sunday's game will be broadcast regionally on CBS, locally on WJAX 47. **Tom McCarthy** will handle the play-by-play duties with **Steve Beuerlein** and **Steve Tasker** providing analysis.

**RADIO BROADCAST INFORMATION:** WJXL 1010-AM/92.5-FM returns as the team's radio broadcast partner in 2017, along with simulcast partner WGNE 99.9-FM. Jaguars radio broadcasts feature play-by-play announcer **Frank Frangie** joining former Jaguars **Jeff Lageman** and **Tony Boselli** in the booth, with **Rick Ballou** reporting from the sidelines. Jaguars.com reporter **J.P. Shadrick** co-hosts game day studio coverage alongside **Mike Dempsey** for the Jaguars radio network. The Publix tailgate show



### MEDIA SCHEDULE

#### Wednesday, Oct. 18

10:45 a.m. .... Head Coach **Doug Marrone** available in TV studio  
11:45 a.m.-12:05 p.m. Practice open to media on practice fields  
1:30-2:15 p.m. .... Locker room open for interviews  
2:45 p.m. .... QB **Blake Bortles** available in TV studio

#### WEDNESDAY CONFERENCE CALLS

Colts: HC **Chuck Pagano** at 12:35 p.m.

#### Thursday, Oct. 19

11:45 a.m.-12:05 p.m. Practice open to media at Daily's Place  
1:30 p.m. .... OC **Nathaniel Hackett**, DC **Todd Wash** & STC  
**Joe DeCamillis** available  
1:30-2:15 p.m. .... Locker room open for interviews

#### Friday, Oct. 20

10:50-11:10 a.m. .... Practice open to media on game field  
12:25 p.m. .... Head Coach **Doug Marrone** available in media lobby  
12:25-1:10 p.m. .... Locker room open to media

#### Saturday, Oct. 21

Travel day - no media availability

#### Sunday, Oct. 22

1 p.m. .... Kickoff at Indianapolis Colts



### JAGUARS MEDIA

The Jaguars Public Relations department utilizes Jaguars.com/media to keep the media up-to-date with relevant materials. On this site, you will find press releases, weekly game releases, transcripts, updated player biographies, results, game books, as well as the 2017 Jaguars media guide. For a PDF version of the media guide, please visit: [http://prod.static.jaguars.clubs.nfl.com/assets/PDFs/MediaGuide/2017\\_mediaguide.pdf](http://prod.static.jaguars.clubs.nfl.com/assets/PDFs/MediaGuide/2017_mediaguide.pdf)

To be added to the Jaguars distribution list, please email **Gaby Moran** (morang@nfl.jaguars.com).

# MEDIA INFORMATION

## 2017 REGULAR SEASON SCHEDULE

Date	Opponent	Time/Result
Sun. Sept. 10	at Houston Texans	W, 29-7
Sun. Sept. 17	<b>TENNESSEE TITANS</b>	<b>L, 16-37</b>
Sun. Sept. 24	<b>BALTIMORE RAVENS</b>	<b>W, 44-7</b>
Sun. Oct. 1	at New York Jets	L, 20-23 (OT)
Sun. Oct. 8	at Pittsburgh Steelers	W, 30-6
Sun. Oct. 15	<b>LOS ANGELES RAMS</b>	<b>L, 17-27</b>
Sun. Oct. 22	at Indianapolis Colts	1 p.m. (CBS)
Sun. Oct. 29	BYE WEEK	
Sun. Nov. 5	<b>CINCINNATI BENGALS</b>	<b>1 p.m. (CBS)</b>
Sun. Nov. 12	<b>LOS ANGELES CHARGERS</b>	<b>1 p.m. (CBS)</b>
Sun. Nov. 19	at Cleveland Browns	1 p.m. (CBS)
Sun. Nov. 26	at Arizona Cardinals	4:25 p.m. (CBS)
Sun. Dec. 3	<b>INDIANAPOLIS COLTS</b>	<b>1 p.m. (CBS)</b>
Sun. Dec. 10	<b>SEATTLE SEAHAWKS</b>	<b>1 p.m. (FOX)</b>
Sun. Dec. 17	<b>HOUSTON TEXANS</b>	<b>1 p.m. (CBS)</b>
Sun. Dec. 24	at San Francisco 49ers	4:05 p.m. (CBS)
Sun. Dec. 31	at Tennessee Titans	1 p.m. (CBS)

All Game Times Eastern • Bold games: HOME

## NFL WEEK 7 SCHEDULE

Day	Game	Time
Thursday	Kansas City at Oakland	8:25 p.m.
Sunday	Tampa Bay at Buffalo	1 p.m.
Sunday	Carolina at Chicago	1 p.m.
Sunday	Tennessee at Cleveland	1 p.m.
Sunday	New Orleans at Green Bay	1 p.m.
Sunday	<b>Jacksonville at Indianapolis</b>	<b>1 p.m.</b>
Sunday	Arizona at Los Angeles Rams	1 p.m.
Sunday	New York Jets at Miami	1 p.m.
Sunday	Baltimore at Minnesota	1 p.m.
Sunday	Dallas at San Francisco	4:05 p.m.
Sunday	Denver at Los Angeles Chargers	4:25 p.m.
Sunday	Seattle at New York Giants	4:25 p.m.
Sunday	Cincinnati at Pittsburgh	4:25 p.m.
Sunday	Atlanta at New England	8:30 p.m.
Monday	Washington at Philadelphia	8:30 p.m.

All Game Times Eastern

Week 7 Bye: Detroit, Houston

## PRONUNCIATION GUIDE

Eli Ankou	EE-lee ANN-koo
Arrelious Benn	a-REEL-ee-us
A.J. Bouye	BOY-yay
A.J. Cann	CAN
Calais Campbell	kuh-LAY-us
Tashaun Gipson	tuh-SHAWN
Abry Jones	A-bree
Josh Lambo	lam-BOH
Yannick Ngakoue	yah-NEEK in-GAH-kway
Patrick Omameh	oh-MAH-meh
Jerme Parnell	Jeremy
William Poehls	pails
Paul Posluszny	puz-LUZ-nee
James O'Shaughnessy	O-SEAN-uh-see
Dawuane Smoot	duh-WAHN
Jarrod Wilson	Jared

## 2017 TV AFFILIATES

WJAX	Jacksonville (flagship)
WFOX	Jacksonville (flagship)
WFTV	Orlando, Fla.
WSAV	Savannah, Ga.
WJTC	Mobile, Ala.
WTVY	Dothan, Ala.
WCJB	Gainesville, Fla.
WJHG	Panama City, Fla.
WCTV	Tallahassee, Fla.
WTAT	Charleston, S.C.
WSWG	Albany, Ga.
WIYC	Montgomery Selma, Ala.
WTVM	Columbus, Ga.
WRDW	Augusta, Ga.

## 2017 RADIO AFFILIATES

STATION	CITY	AM/FM	STATION	CITY	AM/FM
WJAX	Jacksonville	99.9 FM	WJEM	Valdosta, Ga.	1150 AM/96.1 FM
WAOB	St. Augustine	1240 AM	WDDQ	Valdosta, Ga.	92.1 FM
WHOG	Daytona Beach	92.1 FM	WHFX	Brunswick, Ga.	107.7 FM
WGGG	Gainesville	92.1 FM/900 AM	WIFO	Jesup, Ga.	105.5 FM
WBDO	Orlando	1080 AM	WAYX	Waycross, Ga.	96.3 FM
WJHC	Jasper	107.5 FM	WZBX	Statesboro, Ga.	106.5 FM
WIXC	Melbourne	1060 AM	WNZF	Palm Coast	1550 AM
WMOP	Ocala	100.1 FM/1230 AM	WKBX	Kingsland, Ga.	106.3 FM

## WEEKLY BROADCAST LINEUP

DAY	SHOW NAME	SHOW HOSTS	TIME	STATION
Monday	Jaguars Monday	J.P. Shadrack, Tony Boselli, Pete Prisco	6-8 p.m.	1010 XL, 92.5, jaguars.com
Tuesday	Jaguars All Access presented by Fields Auto Group	Brent Martineau, Jeff Lageman, Calais Campbell and a player guest	7-7:30 p.m.	WJAX-TV
Wednesday	Jags Wired		11:35 p.m.	WFOX-TV
Thursday	Jaguars.com Live presented by EverBank		1:30 p.m.	Jaguars.com
Game day	Doug Marrone Show	Doug Marrone, Jeff Lageman, J.P. Shadrack	6-7 p.m.	1010 XL, 92.5, 99.9, jaguars.com
	Jaguars Thursday	J.P. Shadrack, Jeff Lageman, Tony Boselli	7-8 p.m.	1010 XL, 92.5, jaguars.com
	EverBank Jaguars Weekend	J.P. Shadrack	10:30-11 a.m.	WFOX-TV
	Publix Tailgate Show	J.P. Shadrack, Mike Dempsey, others	3 hours before game	1010 XL, 92.5, jaguars.com
	Countdown to Kickoff	J.P. Shadrack, Mike Dempsey, others	1 hour before game	1010 XL, 92.5, 99.9, jaguars.com
	Jaguars Game Day	Frank Frangie, Jeff Lageman, Tony Boselli, Rick Ballou		1010 XL, 92.5, 99.9, jaguars.com
	Jaguars Postgame	J.P. Shadrack, Mike Dempsey, Jeff Lageman, Fred Taylor	Postgame	1010 XL, 92.5, 99.9, jaguars.com
	Scoreboard Show	J.P. Shadrack, Mike Dempsey	1 hour after game ends	1010 XL, 92.5, jaguars.com

# 2017 STATISTICS

## 2017 BY THE NUMBERS

### 181-100

After posting 139 rushing yards in the fourth quarter in Week 5 at Pittsburgh and 100 rushing yards in the first quarter of Week 6 vs. the Los Angeles Rams, RB **Leonard Fournette** became the first NFL player since **Adrian Peterson** on Nov. 4, 2007 to rush for 100-plus yards in consecutive quarters (third and fourth quarter).

### 30

In the first quarter, eighth-year RB **Chris Ivory** caught a 22-yard TD pass from QB **Blake Bortles** to put the Jaguars up 14-10. The TD marked Ivory's first of the 2017 season and his first receiving TD since Oct. 25, 2015. The receiving TD was the third receiving TD of his 87-game career and his 30th scrimmage TD.

### 23

In Week 6 against the Rams, the Jaguars defense registered three sacks – 2.0 by DE **Calais Campbell** and 1.0 by OLB **Telvin Smith** – increasing their season total to 23 sacks. The team's 23 sacks are currently the most in the NFL and the most by the Jaguars through six games in franchise history.

### 17

Fifth-year CB **A.J. Bouye** finished with four tackles and one pass defensed against the Rams and has now registered at least one pass defensed in every game this season. Including the 2016 postseason, Bouye has registered 17 passes defensed in his last 10 games. Bouye, who now has seven passes defensed on the season, has registered at least six passes defensed in four consecutive seasons.

### 7

With a 75-yard rushing TD last Sunday, RB **Leonard Fournette** joins former RBs **Maurice Jones-Drew** and **Fred Taylor** as the only rookies with seven or more TDs in franchise history.

## JAGUARS MILESTONES

### CB A.J. Bouye:

- Has had at least one PD in eight consecutive games entering Week 7 at IND

### DE Calais Campbell:

- Needs seven more tackles for a loss in 2017 to register his eighth consecutive season with at least 12 tackles for a loss
- Needs 1.5 more sacks in 2017 to set a single-season career high

### RB Leonard Fournette:

- Needs one TD in Week 7 at IND to extend his consecutive games with a made TD streak to seven games
- Needs 145 rushing yards to surpass **T.J. Yeldon** (740 in 2015) for the third-most rushing yards by a rookie in franchise history

### WR Marqise Lee:

- Needs 100 receiving yards in Week 7 vs. the Indianapolis Colts to register his first 100-yard receiving game since 12/11/16 vs. MIN (five receptions for 113 yards)

### LB Paul Posluszny:

- Needs one INT to tie DB **Derek Cox** (12; 2009-12) for the fourth-most career INTs in franchise history

### CB Jalen Ramsey:

- Needs six more passes defensed in 2017 to set a single-season career-high

## 2017 NFL STANDINGS

### AFC East

Team	W	L	T	PF	PA	Home	Road	Div	Conf	Streak
Patriots	4	2	0	172	159	1-2	3-0	1-0	2-1	2W
Bills	3	2	0	89	74	2-0	1-2	1-0	2-1	1L
Dolphins	3	2	0	61	84	1-1	2-1	0-1	2-1	2W
Jets	3	3	0	109	130	2-1	1-2	1-2	3-3	1L

### AFC North

Team	W	L	T	PF	PA	Home	Road	Div	Conf	Streak
Steelers	4	2	0	118	102	1-1	3-1	2-0	3-1	1W
Ravens	3	3	0	114	124	1-2	2-1	2-1	3-2	1L
Bengals	2	3	0	84	83	1-2	1-1	1-1	2-2	2W
Browns	0	6	0	94	157	0-3	0-3	0-3	0-6	6L

### AFC South

Team	W	L	T	PF	PA	Home	Road	Div	Conf	Streak
Titans	3	3	0	146	164	2-1	1-2	2-1	2-3	1W
<b>Jaguars</b>	<b>3</b>	<b>3</b>	<b>0</b>	<b>156</b>	<b>110</b>	<b>1-2</b>	<b>2-1</b>	<b>1-1</b>	<b>3-2</b>	<b>1L</b>
Texans	3	3	0	177	147	2-2	1-1	1-1	3-3	1W
<b>Colts</b>	<b>2</b>	<b>4</b>	<b>0</b>	<b>119</b>	<b>195</b>	<b>2-1</b>	<b>0-3</b>	<b>0-1</b>	<b>1-1</b>	<b>1L</b>

### AFC West

Team	W	L	T	PF	PA	Home	Road	Div	Conf	Streak
Chiefs	5	1	0	177	130	2-1	3-0	1-0	3-1	1L
Broncos	3	2	0	108	97	3-1	0-1	2-0	2-1	1L
Chargers	2	4	0	116	131	0-3	2-1	1-2	1-3	2W
Raiders	2	4	0	124	126	1-2	1-2	0-2	2-3	4L

### NFC East

Team	W	L	T	PF	PA	Home	Road	Div	Conf	Streak
Eagles	5	1	0	165	122	2-0	3-1	2-0	4-0	4W
Redskins	3	2	0	117	113	2-1	1-1	0-1	2-1	1W
Cowboys	2	3	0	125	132	1-2	1-1	1-0	2-2	2L
Giants	1	5	0	105	132	0-2	1-3	0-2	0-4	1W

### NFC North

Team	W	L	T	PF	PA	Home	Road	Div	Conf	Streak
Vikings	4	2	0	122	103	3-1	1-1	2-1	4-1	2W
Packers	4	2	0	147	135	3-0	1-2	1-1	3-2	1L
Lions	3	3	0	161	149	1-2	2-1	1-0	3-3	2L
Bears	2	4	0	105	148	1-2	1-2	0-2	0-4	1W

### NFC South

Team	W	L	T	PF	PA	Home	Road	Div	Conf	Streak
Panthers	4	2	0	128	122	1-2	3-0	0-1	2-2	1L
Saints	3	2	0	145	116	1-1	2-1	1-0	2-1	3W
Falcons	3	2	0	121	109	1-2	2-0	0-0	3-0	2L
Buccaneers	2	3	0	118	121	2-1	0-2	0-0	2-2	2L

### NFC West

Team	W	L	T	PF	PA	Home	Road	Div	Conf	Streak
Rams	4	2	0	179	138	1-2	3-0	1-1	2-2	1W
Seahawks	3	2	0	110	87	2-0	1-2	2-0	2-1	2W
Cardinals	3	3	0	119	158	2-1	1-2	1-0	2-3	1W
49ers	0	6	0	113	146	0-2	0-4	0-3	0-5	6L

## 2017 TEAM CAPTAINS

Twelfth-year TE **Mercedes Lewis** and fourth-year C **Brandon Linder** serve as the team's offensive captains. Lewis is the longest-tenured player on the roster and the second-longest tenured player in franchise history. Linder enters his fourth year as a starting lineman and his second year as the starting center. Eleventh-year LB **Paul Posluszny** and fourth-year LB **Telvin Smith** serve as Jacksonville's defensive captains. Posluszny has registered 931 tackles for the Jaguars and this marks his fourth consecutive year as a defensive captain. Since taking over as a starter in Week 12 of the 2014 season, Smith has amassed 357 tackles, the second-most in the NFL during that span. For the special teams units, seventh-year WR **Arrelious Benn** serves as a captain. Benn appeared in 15 games last season. The captains were voted upon by the Jaguars' 53-man roster.

# GAME NOTES



## 2017 ROSTER FACTS

**Oldest Jaguars Player:** Mercedes Lewis, 33, 5/19/84

**Youngest Jaguars Player:** Cam Robinson, 22, 10/9/95

**Heaviest Jaguars Player:** William Poehls, 344

**Lightest Jaguars Player:** Peyton Thompson, 184

**Tallest Jaguars Player:** Calais Campbell & William Poehls, 6-8

**Shortest Jaguars Player:** Tyler Patmon, & Peyton Thompson, 5-10

**Coaches who played football professionally:** Doug Marrone (head coach), Marion Hobby (defensive line coach) Keenan McCardell (wide receivers coach), Ron Middleton (tight ends coach/assistant special teams coach), Scott Milanovich (quarterbacks coach), Tom Myslinski (strength and conditioning coordinator), Cedric Scott (assistant strength and conditioning coach), Tyrone Wheatley (running backs coach)

**Most seasons with the Jaguars:** Mercedes Lewis, 12

**Most NFL Seasons:** Mercedes Lewis, 12

**College with the most Jaguars:** Miami (Fla.), 3 - Calais Campbell, Allen Hurns, Brandon Linder; Michigan, 3 - Chad Henne, Patrick Omameh, Jarrod Wilson; UCLA, 3 - Eli Ankou, Mercedes Lewis, Myles Jack

**Former 1st round picks:** 5- TE Mercedes Lewis (Jaguars - 2006), QB Blake Bortles (Jaguars - 2014), Dante Fowler Jr. (Jaguars - 2015), CB Jalen Ramsey (Jaguars - 2016), RB Leonard Fournette (Jaguars - 2017)

**Players with Super Bowl rings:** DL Malik Jackson, LB Lerentee McCray



## JAGUARS/COLTS REG. SEASON SERIES BREAKDOWN

**Series Meetings:** 32

**Jaguars' Record:** 10-22 (Home: 6-10/ Away 4-12)

**First Game:** at JAX 31, IND 41 (12/10/95)

**Last Game:** at IND 24, JAX 20 (1/1/17)

**Current Streak:** 1 loss

**Longest JAX Win Streak:** 3 (11/13/11 - 09/23/12)

**Longest IND Win Streak:** 6 (11/08/12 - 10/4/15)

**Last JAX Home Win:** (10/2/2016, at London): at JAX 30, IND 27

**Last JAX Home Loss:** (9/21/2014): IND 44, at JAX 17

**Last JAX Road Win:** (9/23/12): at IND 17, JAX 22

**Last JAX Road Loss:** (1/1/17) at IND 24, JAX 20

**JAX Shutouts:** none

**IND Shutouts:** none

**Most JAX points:** 51, (12/13/15): at JAX 51, IND 16

**Most IND points:** 44, (9/21/14): at JAX 17, IND 44

**Total JAX points:** 639

**Total IND points:** 797

**Average JAX points:** 20.0

**Average IND points:** 24.9

**Largest JAX Win:** 35, (12/13/15): at JAX 51, IND 16

**Largest IND Win:** 29, (9/25/00): at IND 43, JAX 14

**Most Pts., Both Teams:** 72, (12/10/95): at JAX 31, IND 41

**Fewest Pts., Both Teams:** 13, (9/18/05): at IND 10, JAX 3



## JAGUARS/COLTS 2017 TEAM COMPARISONS

\*All based on NFL Rankings

	Jaguars	Colts
<b>Record</b>	3-3	2-4
<b>Division Standing</b>	T-1st (AFCS)	4th (AFCS)
<b>Turnover Margin</b>	+10 (1st)	-1 (T16th)
<b>Offense</b>		
<b>Yds Per Game</b>	335.5 (18th)	301.2 (27th)
<b>Yds Per Play</b>	5.26 (18th)	4.90 (25th)
<b>Points Per Game</b>	26.0 (8th)	19.8 (T20th)
<b>Possession Average</b>	30:45 (8th)	29:23 (T23rd)
<b>Rushing Yds Per Game</b>	165.8 (1st)	97.5 (20th)
<b>Passing Yds Per Game</b>	169.7 (29th)	203.7 (26th)
<b>Had Intercepted</b>	5	5
<b>Sacks Allowed/Yards</b>	10/50	18/115
<b>Fumbles/Lost</b>	5/1	13/4
<b>Third Down Pct.</b>	32.9% (29th)	38.1% (20th)
<b>Red Zone TD Pct.</b>	58.8% (8th)	50.0% (T16th)
<b>Give-Aways</b>	6	9
<b>Defense</b>		
<b>Yds Per Game</b>	311.7 (9th)	410.0 (31st)
<b>Yds Per Play</b>	4.81 (4th)	6.20 (31st)
<b>Points Per Game</b>	18.3 (7th)	32.5 (32nd)
<b>Rushing Yds Per Game</b>	145.7 (31st)	114.2 (19th)
<b>Passing Yds Per Game</b>	166.0 (3rd)	295.8 (30th)
<b>Interceptions</b>	10	7
<b>Sacks/Yards</b>	23/138	12/71
<b>Opponents Fumbles/Lost</b>	9/6	6/1
<b>Third Down Pct.</b>	38.3% (14th)	42.9% (24th)
<b>Red Zone TD Pct.</b>	42.9% (T6th)	55.0% (16th)
<b>Take-Aways</b>	16	8
<b>Special Teams</b>		
<b>Punt-Average Yds (Gross)</b>	42.7	46.2
<b>Punt-Average Yds (Net)</b>	39.0	44.5
<b>Punt Returns-Avg. Per</b>	2.2	3.2
<b>Punt Returns-Avg. Per Allowed</b>	12.5	4.5
<b>Kickoff Returns-Avg. Per</b>	19.1	24.5
<b>Kickoff Returns-Avg. Per Allowed</b>	27.0	18.5
<b>Field Goals Made/Attempts</b>	11/15	12/13
<b>Penalties</b>		
<b>Penalties Against/Yds</b>	44/364	40/333
<b>Opp. Penalties Against/Yd</b>	48/429	43/371



## JAGUARS-COLTS CONNECTIONS

### Coaching Connections

Colts Defensive Coordinator **Ted Monachino** coached the defensive line for the Jaguars for four seasons (2006-2009).

Jaguars General Manager **Dave Caldwell** spent 10 seasons (1997-2007) with the Colts under General Manager Bill Polian. In Caldwell's final two seasons with the Colts he served as the western regional scout... Jaguars Strength and Conditioning Associate **Jess Langvardt** began his NFL career as the strength and conditioning intern during the 2011 season for the Colts... Jaguars Strength and Conditioning Coordinator **Tom Myslinski** played one season for the Colts in 1998.

### Player Connections

Colts LB **Jeremiah George** spent one season with Jacksonville in 2014 and appeared in six games.

Jaguars LS **Matt Overton** spent five seasons with Indianapolis (2012-2016) and appeared in 80 games and was named to the Pro Bowl in 2013... Jaguars OL **Josh Walker** spent two weeks on Indianapolis' practice squad in 2014

# 2017 TEAM COMPARISON

## JACKSONVILLE JAGUARS

## COLTS

STATISTIC	JAX	OPP
<b>TOTAL FIRST DOWNS</b>	117	107
Rushing	44	38
Passing	59	59
Penalty	14	10
3rd Down: Made/Att	26/79	31/81
3rd Down Pct.	32.9%	38.3%
4th Down: Made/Att	4/4	1/3
4th Down Pct.	100.0%	33.3%
<b>POSSESSION AVG.</b>	30:45	29:15
<b>TOTAL NET YARDS</b>	2,013	1,870
Avg. Per Game	335.5	311.7
Total Plays	383	389
Avg. Per Play	5.3	4.8
<b>NET YARDS RUSHING</b>	995	874
Avg. Per Game	165.8	145.7
Total Rushes	201	168
<b>NET YARDS PASSING</b>	1,018	996
Avg. Per Game	169.7	166.0
Sacked/Yards Lost	10/50	23/138
Gross Yards	1,068	1,134
Attempts/Completions	172/97	198/115
Completion Pct.	56.4%	58.1%
Had Intercepted	5	10
<b>PUNTS/AVERAGE</b>	33/42.7	31/44.2
<b>NET PUNTING AVG.</b>	39.0	41.8
<b>PENALTIES/YARDS</b>	44/364	48/429
<b>FUMBLES/BALL LOST</b>	5/1	9/6
<b>TOUCHDOWNS</b>	18	11
Rushing	6	5
Passing	8	4
Returns	4	2

STATISTIC	IND	OPP
<b>TOTAL FIRST DOWNS</b>	103	131
Rushing	33	33
Passing	59	85
Penalty	11	13
3rd Down: Made/Att	32/84	36/84
3rd Down Pct.	38.1%	42.9%
4th Down: Made/Att	0/2	4/5
4th Down Pct.	0%	80.0%
<b>POSSESSION AVG.</b>	29:23	30:37
<b>TOTAL NET YARDS</b>	1,807	2,460
Avg. Per Game	301.2	410.0
Total Plays	369	397
Avg. Per Play	4.9	6.2
<b>NET YARDS RUSHING</b>	585	685
Avg. Per Game	97.5	114.2
Total Rushes	169	168
<b>NET YARDS PASSING</b>	1,222	1,775
Avg. Per Game	203.7	295.8
Sacked/Yards Lost	18/115	12/71
Gross Yards	1,337	1,846
Attempts/Completions	182/107	217/136
Completion Pct.	58.8%	62.7%
Had Intercepted	5	7
<b>PUNTS/AVERAGE</b>	33/46.2	25/46.0
<b>NET PUNTING AVG.</b>	44.5	44.5
<b>PENALTIES/YARDS</b>	40/333	43/371
<b>FUMBLES/BALL LOST</b>	13/4	6/1
<b>TOUCHDOWNS</b>	12	21
Rushing	8	8
Passing	3	9
Returns	1	4

2017 OFFENSIVE LEADERS		
Category	Player	Total
Scoring	Jason Myers	48
Pass Completions	Blake Bortles	97
Pass Attempts	Blake Bortles	170
Completion Pct.	Blake Bortles	57.1%
Passing Yards	Blake Bortles	1,068
Passing TDs	Blake Bortles	8
Passing INTs	Blake Bortles	5
Passer Rating	Blake Bortles	79.3
Yards Per Attempt	Blake Bortles	6.3
Rushes	Leonard Fournette	130
Rushing Yards	Leonard Fournette	596
Rushing Avg.	Leonard Fournette	4.6
Rushing TDs	Leonard Fournette	6
Receptions	Allen Hurns	21
Receiving Yards	Marqise Lee	291
Reception Avg.	Marqise Lee	14.6
Receiving TDs	Mercedes Lewis	3

2017 OFFENSIVE LEADERS		
Category	Player	Total
Scoring	Adam Vinatieri	45
Pass Completions	Jacoby Brissett	98
Pass Attempts	Jacoby Brissett	164
Completion Pct.	Jacoby Brissett	59.8%
Passing Yards	Jacoby Brissett	1,209
Passing TDs	Jacoby Brissett	3
Passing INTs	Jacoby Brissett	3
Passer Rating	Jacoby Brissett	81.1
Yards Per Attempt	Jacoby Brissett	7.4
Rushes	Frank Gore	85
Rushing Yards	Frank Gore	288
Rushing Avg.	Frank Gore	3.4
Rushing TDs	Jacoby Brissett	3
Receptions	T.Y. Hilton	25
Receiving Yards	T.Y. Hilton	485
Reception Avg.	T.Y. Hilton	19.4
Receiving TDs	Three players	1

# IN THEIR LAST MEETING



INDIANAPOLIS COLTS 24, JACKSONVILLE JAGUARS 20  
Jan. 1, 2017 • Lucas Oil Stadium • Indianapolis, Ind.



	1	2	3	4	OT	TOTAL	FG (MADE) & MISSED
JACKSONVILLE JAGUARS	10	7	0	3	-	20	Jason Myers (47) 30 54 (41)
INDIANAPOLIS COLTS	0	3	14	7	-	24	Adam Vinatieri 48 (45)

In a game that was truly a tale of two halves, the Jaguars built a 17-3 first half lead before yielding three second-half touchdowns – including the game-winner with nine seconds left to play – to lose their season finale, 24-20 to the Colts in Indianapolis. Jacksonville got off to a fast start with a 47-yard Jason Myers field goal and a Ben Koyack 14-yard touchdown reception on the team's first two possessions. After they punted twice and a lost fumble, they took a 17-0 lead on Corey Grant's 57-yard touchdown run—the team's longest play from scrimmage all season. By that time the Colts had gone three-and-out on each of their first four possessions, followed by an interception and a missed field goal. After Grant's touchdown the Colts got on the scoreboard with Adam Vinatieri's 45-yard field goal, and the Jaguars responded with an 11-play, 60-yard drive to the Indianapolis 12 but Myers missed his 30-yard field goal attempt. After halftime the Colts took over, driving 83 and 89 yards on their first two possessions, with Robert Turbin scoring on a seven-yard run and Andrew Luck throwing a 15-yard touchdown pass to Dwayne Allen to tie the score at 17-17 near the end of the third quarter. The Jaguars, who began the second half with two punts, lost a fumble when Robert Mathis sacked Bortles on their next possession, but the Colts fumbled it back when Sen'Derrick Marks recovered a Luck fumble. The Jaguars could not take advantage of the turnover, however, as Myers missed his 54-yard field goal try. On the ensuing possession Luck was sacked twice and the Colts were forced to punt from their own 30-yard line, but the punt was blocked by Dan Skuta and Jacksonville took over at the Indianapolis 30. After three short runs, during which time the Colts used all three of their timeouts, Myers kicked a 41-yard field goal to give the Jaguars a 20-17 lead with 1:33 remaining. Indianapolis then began at its own 25 and Luck went to work, completing passes of 9, 18, 19, 14 and 9 yards with two spikes to reach the Jacksonville one-yard line. Luck then threw the game-winner to Jack Doyle for a 24-20 lead with nine seconds remaining. Bortles completed an 18-yard pass to Marqise Lee but time ran out on the game and on the Jaguars' 3-13 season. Malik Jackson turned in two sacks for the Jacksonville defense, and Yannick Ngakoue got his eighth sack of the season to break Tony Brackens' Jaguars rookie record.

Team	Q	Time	Scoring Play	Drive
Jax	1	10:05	J. Myers 47 yd. Field Goal	7-57, 3:30
Jax	1	5:57	B. Koyack 14 yd. pass from B. Bortles (Myers kick)	7-75, 3:09
Jax	2	5:45	C. Grant 57 yd. run (Myers kick)	2-62, 0:48
Ind	2	2:41	A. Vinatieri 45 yd. Field Goal	8-48, 3:04
Ind	3	10:16	R. Turbin 7 yd. run (Vinatieri kick)	5-83, 2:35
Ind	3	0:12	D. Allen 15 yd. pass from A. Luck (Vinatieri kick)	12-89, 6:43
Jax	4	1:33	J. Myers 41 yd. Field Goal	4-7, 0:21
Ind	4	0:09	J. Doyle 1 yd. pass from A. Luck (Vinatieri kick)	8-75, 1:24



## TEAM STATS

	IND	JAX
First Downs (Run-Pass-Pen)	20(5-15-0)	12(4-8-0)
Total Yards-Plays-Avg.	372-68-5.5	243-52-4.7
Rushing Yards-Attempts-Avg.	111-28-4.0	56-15-3.7
Net Yards Passing (Sacked-Yds)	261 (4-12)	187 (1-4)
Att-Comp-Int	36-26-0	26-22-2
Third Down Conversions (%)	8-16 (50%)	3-12 (25%)
Fourth Down Conversions (%)	0-0 (0%)	1-1 (100%)
Punts-Avg.	5-45.4	5-45.0
Fumbles-Lost	1-1	3-0
Penalties-Yards	7-50	4-34
Time of Possession	35:17	24:43



## INDIVIDUAL STATS

JAGUARS						COLTS											
<b>RUSHING</b>						<b>RUSHING</b>											
	ATT	YDS	AVG	LG	TD		ATT	YDS	AVG	LG	TD						
C. Grant	18	122	6.8	57	1	F. Gore	16	62	3.9	18	0						
B. Bortles	3	21	7.0	16	0	A. Luck	3	17	5.7	12	0						
D. Robinson	4	17	4.3	7	0	R. Turbin	3	15	5.0	7	1						
B. Hill	2	11	5.5	7	0	<b>Total</b>	<b>22</b>	<b>94</b>	<b>4.3</b>	<b>18</b>	<b>1</b>						
B. Walters	1	4	4.0	4	0	<b>PASSING</b>											
<b>Total</b>	<b>30</b>	<b>182</b>	<b>6.1</b>	<b>57</b>	<b>1</b>		ATT	CMP	YDS	SK/YD	TD	LG	IN	RT			
<b>PASSING</b>						<b>PASSING</b>											
	ATT	CMP	YDS	SK/YD	TD	LG	IN	RT									
B. Bortles	39	25	301	2/13	1	42	0	96.2	A. Luck	40	24	321	4/31	2	28	1	91.8
<b>Total</b>	<b>39</b>	<b>25</b>	<b>301</b>	<b>2.13</b>	<b>1</b>	<b>42</b>	<b>0</b>	<b>96.2</b>	A. Morrison	1	0	0	0/0	0	0	0	39/6
<b>RECEIVING</b>						<b>RECEIVING</b>											
	REC	YDS	AVG	LG	TD		REC	YDS	AVG	LG	TD						
B. Walters	8	84	10.5	23	0	T. Hilton	6	95	15.8	28	0						
M. Lee	6	86	14.3	22	0	C. Rogers	4	72	18.0	21	0						
A. Robinson	5	82	16.4	42	0	P. Dorsett	4	56	14.0	21	0						
B. Koyack	3	25	8.3	14	1	D. Allen	3	34	11.3	15	1						
C. Grant	2	15	7.5	13	0	R. Turbin	2	18	9.0	14	0						
T. Washington	1	9	9.0	9	0	F. Gore	2	14	7.0	7	0						
<b>Total</b>	<b>25</b>	<b>301</b>	<b>12.0</b>	<b>42</b>	<b>1</b>	J. Doyle	2	10	5.0	9	1						
<b>INTERCEPTION:</b> 1 (T. Smith)						<b>INTERCEPTION:</b> 0											
<b>SACKS:</b> 2.0 M. Jackson (-14 yds), 1.0 Y. Ngakoue (-11 yds), 0.5 D. Fowler (-3 yds), 0.5 S. Marks (-3 yds)						<b>SACKS:</b> 1.0 E. Walden (-3 yds), 1.0 R. Mathis (-10 yds)											
<b>TACKLES (TOP 3):</b> T. Smith 9 (8 solo), J. Cyprien 6 (4 solo), P. Posluszny 6 (3 solo)						<b>TACKLES (TOP 3):</b> D. Morris 8 (5 solo), A. Morrison 8 (4 solo), E. Jackson 6 (6 solo)											

# SERIES HISTORY

## JAGUARS ALL-TIME 300+ PASSING GAMES vs. INDIANAPOLIS COLTS

The Jaguars have posted six 300-yard passing games vs. the Colts in franchise history. The Jaguars have a 1-5 record in such games.

PLAYER	PERFORMANCE	DATE	RESULT
Blake Bortles.....	301 yards .....	January 1, 2017 at Indianapolis.....	L, 20-24
Chad Henne .....	331 yards .....	December 29, 2013 at Indianapolis.....	L, 10-30
David Garrard .....	329 yards .....	December 18, 2008 vs. Indianapolis .....	L, 24-31
Bryon Leftwich .....	318 yards .....	October 3, 2004 vs. Indianapolis .....	L, 17-24
Bryon Leftwich .....	300 yards .....	October 24, 2004 at Indianapolis.....	W, 27-24
Mark Brunell.....	312 yards .....	December 10, 1995 vs. Indianapolis .....	L, 31-41

## JAGUARS ALL-TIME 100+ RUSHING GAMES vs. INDIANAPOLIS COLTS

The Jaguars have had 16 100-yard rushing performances vs. the Colts in franchise history. The Jaguars have a 8-6 record in such games. The Jaguars have posted two games with two 100-yard rushers vs. the Colts. The Jaguars are 2-0 in such games.

PLAYER	PERFORMANCE	DATE	RESULT
Corey Grant.....	122 yards .....	January 1, 2017 vs. Indianapolis .....	L, 20-24
T.J. Yeldon .....	105 yards .....	October 4, 2015 at Indianapolis .....	L, 13-16 (OT)
Maurice Jones Drew .....	177 yards .....	September 23, 2012 at Indianapolis .....	W, 22-17
Maurice Jones Drew .....	169 yards .....	January 1, 2012 vs. Indianapolis .....	W, 19- 13
Maurice Jones Drew .....	114 yards .....	November 13, 2011 at Indianapolis .....	W, 17-3
Maurice Jones Drew .....	105 yards .....	October 3, 2010 vs. Indianapolis .....	W, 31- 28
Maurice Jones Drew .....	110 yards .....	December 17, 2009 vs. Indianapolis .....	L, 31- 35
Fred Taylor.....	121 yards .....	September 21, 2008 at Indianapolis .....	W, 23-21
Maurice Jones Drew .....	107 yards .....	September 21, 2008 at Indianapolis .....	W, 23-21
Fred Taylor .....	104 yards .....	December 2, 2007 at Indianapolis .....	L, 25-28
Maurice Jones Drew .....	166 yards .....	December 10, 2006 vs. Indianapolis .....	W, 44-17
Fred Taylor.....	131 yards .....	December 10, 2006 vs. Indianapolis .....	W, 44-17
Maurice Jones Drew .....	103 yards .....	September 24, 2006 at Indianapolis .....	L, 14-21
Fred Taylor .....	107 yards .....	October 24, 2004 at Indianapolis.....	W, 27-24
Fred Taylor .....	152 yards .....	November 9, 2003 vs. Indianapolis .....	W, 28-23
Fred Taylor .....	126 yards .....	September 21, 2003 at Indianapolis.....	L, 13-23

## JAGUARS ALL-TIME 100+ RECEIVING GAMES vs. INDIANAPOLIS COLTS

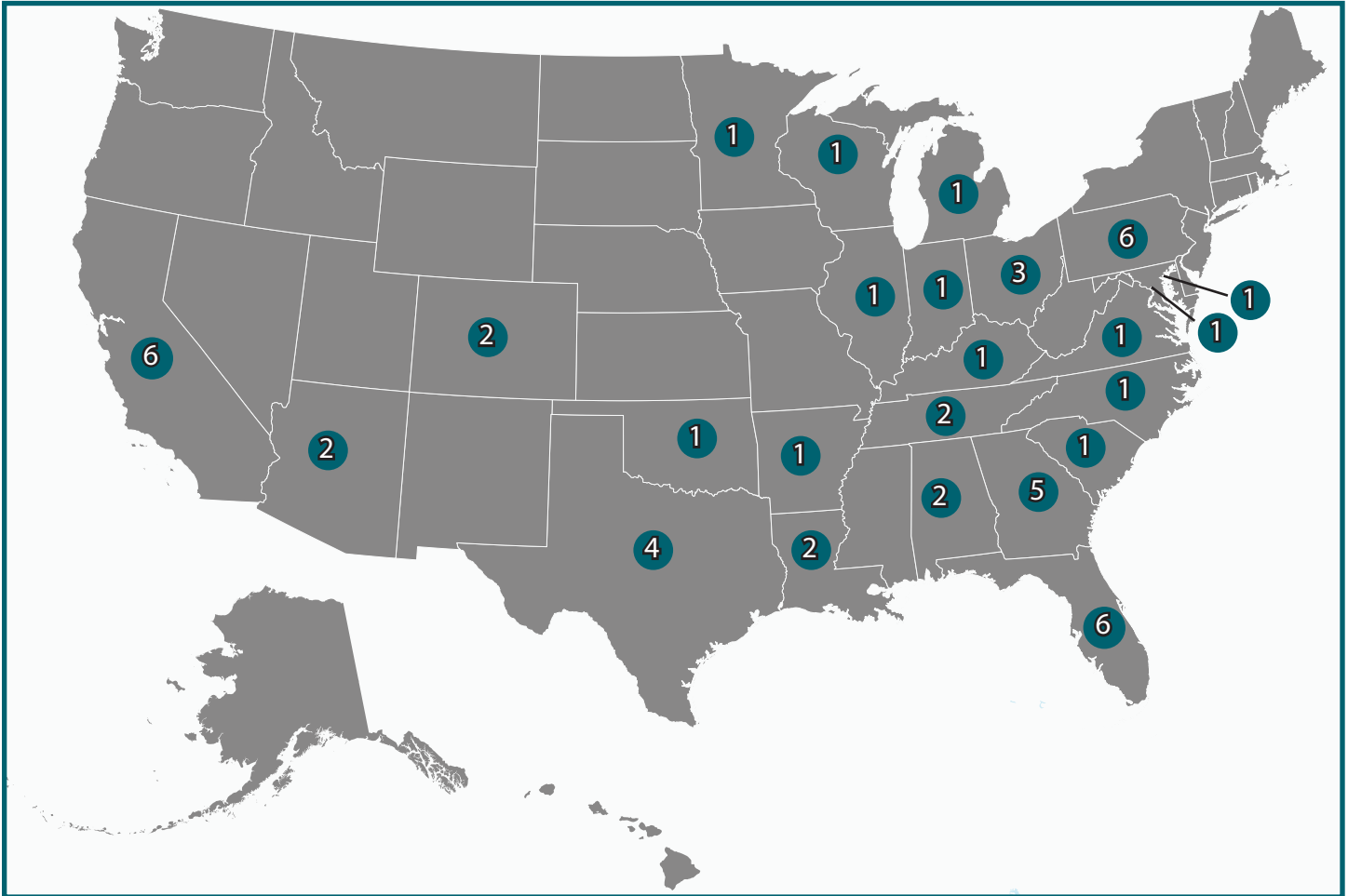
The Jaguars have posted nine 100-yard receiving games vs. the Colts in franchise history. The Jaguars have a 2-7 record in such games.

PLAYER	PERFORMANCE	DATE	RESULT
Allen Hurns .....	105 yards .....	December 13, 2015 vs. Indianapolis .....	W, 51-16
Allen Hurns .....	116 yards .....	October 4, 2015 at Indianapolis .....	L, 13-16 (OT)
Cecil Shorts .....	105 yards .....	November 8, 2012 vs. Indianapolis.....	L, 10-27
Dennis Northcutt .....	101 yards .....	December 18, 2008 vs. Indianapolis .....	L, 24-31
Jimmy Smith .....	102 yards .....	December 11, 2005 vs. Indianapolis .....	L, 18-26
Jimmy Smith .....	113 yards .....	October 24, 2004, at Indianapolis .....	W, 27-24
Jimmy Smith .....	104 yards .....	September 8, 2002 vs. Indianapolis .....	L, 25-28
Jimmy Smith .....	132 yards .....	September 25, 2000 at Indianapolis .....	L, 14-43
Willie Jackson .....	113 yards .....	December 10, 1995 vs. Indianapolis .....	L, 31-41



# HOMETOWN HEROES

The Jaguars players represent 24 states and two countries. Below is a breakdown. \*Not seen is Canada.



## ALABAMA (2)

Corey Grant  
T.J. Yeldon

## ARKANSAS (1)

Jermey Parnell

## ARIZONA (2)

Myles Jack  
William Poehls

## CALIFORNIA (6)

Blair Brown  
Malik Jackson  
Marqise Lee  
Mercedes Lewis  
Matt Overton  
Peyton Thompson

## COLORADO (2)

Calais Campbell  
Max McCaffrey

## DISTRICT OF COLUMBIA (1)

Arrelious Benn

## FLORIDA (6)

Tommy Bohanon  
Blake Bortles  
Dante Fowler Jr.  
Allen Hurns  
Brandon Linder  
Lerentee McCray

## GEORGIA (5)

A.J. Bouye  
Abry Jones  
Jalen Myrick  
Donald Payne  
Telvin Smith

## ILLINOIS (1)

James O'Shaughnessy

## INDIANA (1)

Sheldon Day

## KENTUCKY (1)

Keelan Cole

## LOUISIANA (2)

Leonard Fournette  
Cam Robinson

## MARYLAND (1)

Yannick Ngakoue

## MICHIGAN (1)

Josh Lambo

## MINNESOTA (1)

Chris Reed

## NORTH CAROLINA (1)

Tyler Shatley

## OHIO (3)

Patrick Omameh  
Dawuane Smoot  
Jarrod Wilson

## OKLAHOMA (1)

Aaron Colvin

## PENNSYLVANIA (6)

Barry Church  
Chad Henne  
Ben Koyack  
Lafayette Pitts  
Paul Posluszny  
Jaelen Strong

## SOUTH CAROLINA (1)

A.J. Cann

## TENNESSEE (2)

Jalen Ramsey  
Josh Walker

## TEXAS (3)

Chris Ivory  
Tashaun Gipson  
Tyler Patmon

## VIRGINIA (1)

Josh Wells

## WISCONSIN (1)

Brad Nortman

## CANADA (1)

Eli Ankou

# HEAD COACH DOUG MARRONE



Doug Marrone was named the sixth head coach of the Jaguars on Jan. 9, 2017 after previously serving as the team's interim head coach for the final two games of the 2016 season. Marrone was originally hired as the team's assistant head coach-offensive line coach on January 20, 2015, following a two-year stint as the head coach for the Buffalo Bills (2013-14).

In 2016, Marrone's offensive line allowed 34 sacks, 17 fewer than the previous season (51 sacks allowed) and 37 fewer than in 2014 (71 sacks allowed). The Jaguars' 34 sacks allowed were the fewest sacks allowed by the team since it yielded 31 sacks in 2007.

In his first season with the Jaguars in 2015, Marrone helped the offensive line provide protection for QB Blake Bortles, who set single-season franchise records with 355 completions, 606 pass attempts, 4,428 yards and 35 touchdowns. In addition, Marrone's squad blocked for rookie RB T.J. Yeldon, who accounted for 740 rushing yards and 279 receiving yards in 2015, becoming the first Jaguars rookie to surpass 1,000 scrimmage yards since Maurice Jones-Drew (1,377) in 2006. Yeldon also placed third among AFC RBs in 2016 with 84.9 scrimmage yards per game, trailing only LeSean McCoy and Chris Ivory.

Prior to joining the Jaguars, Marrone compiled a 15-17 mark at the Bills helm including a 9-7 mark in 2014, the team's most wins since 2004. He became only the third coach in Bills history to win 15 games in his first two seasons (Marv Levy, 19; Wade Phillips, 21). The Bills had six Pro Bowl selections during Marrone's two seasons.

The Bills had three different players with 60 receptions in 2014 for the first time in team history (Fred Jackson, 65; Sammy Watkins, 62; Robert Woods, 61) and the club produced six individual 100-yard receiving games. Watkins set team rookie records for receptions and receiving yards (982). The Bills ranked sixth in the NFL in 2014 with a plus-seven turnover differential.

In 2013, Marrone's offensive unit led the AFC and finished second in the NFL in rushing (144.2 avg.) while also leading the league with 95.5 pct. red zone efficiency mark. Rookie quarterback E.J. Manuel started 10 games and set team rookie records for passing touchdowns (11) and completions (180).

Prior to joining the Bills, Marrone spent four seasons (2009-12) as the head coach of his alma mater, Syracuse, where he led the program to a 21-17 record in the last three seasons. He guided the Orange to an 8-5 mark in 2010 and 2012 and both seasons culminated with a New Era Pinstripe Bowl championship. The Orange set several school records in 2012, including total yards (5,681), passing yards (3,619) and first downs (300). Marrone earned the American Football Coaches Association (AFCA) Region 1 Coach of the Year honors in 2011 and was a finalist for the Liberty Mutual Coach of the Year Award.

Marrone spent seven seasons in the NFL (2002-08) before becoming a collegiate head coach. From 2006-08, Marrone served as the offensive coordinator for the New Orleans Saints. He directed an offense that led the NFL in total offense (391.5 avg. in 2006; 410.7 avg. in 2008) and passing yards per game (281.4 avg. in 2006; 311.1 in 2008) in two different seasons (2006-08). The Saints' offensive line held their opponents to the fewest sacks allowed in the NFL in 2006 (16) and tied for the fewest sacks in the NFL from 2006-08 with 52 despite leading the NFL with 1,868 passing attempts during that span. Quarterback Drew Brees captured the NFL passing title in 2006 (4,418 yards) and 2008 (5,069) and became just the second passer in NFL history to eclipse 5,000 passing yards (Dan Marino, 1984).

Prior to his arrival in New Orleans, the franchise had never had a 4,000-yard passer or registered more than 5,700 yards of offense. Brees eclipsed 4,000 passing yards and the offense posted more than 5,700 yards in each of Marrone's three seasons with the Saints. The Saints established a team record with an NFL-best 6,264 yards of offense in 2006, 5,780 in 2007 (4th in the NFL) and led the NFL again in 2008 with 6,571 yards.

In Marrone's first season as an NFL offensive coordinator in 2006, left tackle Jammal Brown was voted to the All-Pro team and to the Pro Bowl in his first year at the position, while guard Jahri Evans was a unanimous All-Rookie selection. The Saints ranked fourth in the NFL in 2007 for total offense and set an NFL record for completions (440) and had franchise bests for passing first downs (222), attempts (652), touchdown passes (28) and completion percentage (67.5). In 2008, the Saints led the NFL in total offense while setting team records for points (463), total yards (6,571), net passing yards (4,977), touchdowns (57) and first downs (354).

Marrone was the offensive line coach of the New York Jets from 2002-05 and the team made two postseason appearances (2002, 2004) with him on the staff. In 2004, the Jets produced the NFL's third-best rushing offense (149.3 avg.) and Curtis Martin led the NFL with 1,697 rushing yards.

Before arriving in New York, Marrone served as tight ends/tackles coach at the University of Tennessee in 2001. He spent the 2000 season at the University of Georgia as offensive line coach after spending the previous five seasons (1995-99) at Georgia Tech where he was part of three consecutive bowl appearances. He was director of football operations for the Yellow Jackets in 1995 before coaching the tight ends in 1996 and offensive line from 1997-99.

Marrone began his coaching career in 1992 at Cortland (N.Y.) State as the school's tight ends coach before having stints as the offensive line coach at U.S. Coast Guard Academy (1993) and Northeastern University in 1994. A native of Bronx, New York, Marrone was a sixth-round draft pick of the Los Angeles Raiders in 1986 and played two years in the NFL. He played with the Miami Dolphins in 1987 and with the Saints in 1989. He also had playing stints with Pittsburgh, Dallas and Minnesota before closing his career with the NFL Europe's London Monarchs from 1991-92. Marrone was a three-year letterman at Syracuse. He returned to Syracuse and graduated in 1991 with a degree in liberal arts.

Doug and his wife, Helen, have two daughters, Madeline and Annie, and a son, Mack.

## MARRONE'S TIMELINE

Team	Position	Years
Jacksonville Jaguars	Head Coach	2017
Jacksonville Jaguars	Asst. HC-Off./Off. Line Coach	2015-16*
Buffalo Bills	Head Coach	2013-14
Syracuse	Head Coach	2009-12
New Orleans Saints	Offensive Coordinator	2006-08
New York Jets	Offensive Line Coach	2002-05
Tennessee	Tight Ends/Tackles Coach	2001
Georgia	Offensive Line Coach	2000
Georgia Tech	Offensive Line Coach	1997-99
Georgia Tech	Tight Ends Coach	1996
Georgia Tech	Director of Football Operations	1995
Northeastern	Offensive Line Coach	1994
U.S. Naval Academy	Offensive Line Coach	1993
SUNY Cortland	Tight Ends Coach	1992

\* Marrone was interim head coach for last two games in 2016

JAX COACHING HISTORY		
Name (Years)	W-L	W%
Doug Marrone* (2016-17)	4-4	.500
Gus Bradley (2013-16)	14-47	.230
Mike Mularkey (2012)	2-14	.125
Mel Tucker^ (2011)	2-3	.400
Jack Del Rio (2003-11)	68-71	.489
Tom Coughlin (1995-2002)	68-60	.531

\* Marrone was interim head coach for last two games (1-1) in 2016  
 ^ Tucker was interim head coach for last five games (2-3) in 2011

# OFFENSIVE STATISTICS

## SCORING MARGIN MADE

Through six games this season, the Jaguars have a scoring margin of +47, the highest in the NFL. Since Head Coach **Doug Marrone** took over in Week 16 of the 2016 season, the Jaguars are +63 in point differential, third-best in the NFL over that span, trailing only Kansas City (+80) and New England (+72).

### HIGHEST SCORING MARGIN, NFL, 2017

Rk.	Team	Points Margin
1.	Jacksonville	+47
2.	Kansas City	+46
3.	Philadelphia	+43
4.	Los Angeles Rams	+41
5.	Houston	+30

## FOURNETTE FINDS

Below is a breakdown of RB **Leonard Fournette's** first six games of the season:

### FOURNETTE'S GAME-BY-GAME STATISTICS

WEEK	RUSHING					RECEIVING				
	NO	YDS	AVG	LG	TD	NO	YDS	AVG	LG	TD
1 at HOU	26	100	3.8	17	1	3	24	8.0	12	0
2 vs. TEN	14	40	2.9	7	1	2	21	10.5	11	0
3 vs. BAL	17	59	3.5	15	1	3	21	7.0	10	0
4 at NYJ	24	86	3.6	11	0	4	59	14.8	28	1
5 at PIT	28	181	6.5	90t	2	1	3	3.0	3	0
6 vs. LAR	21	130	6.2	75t	1	2	8	4.0	6	0
<b>Total</b>	<b>130</b>	<b>596</b>	<b>4.9</b>	<b>90t</b>	<b>6</b>	<b>15</b>	<b>136</b>	<b>9.1</b>	<b>28</b>	<b>1</b>

## POINTS BY ROOKIES

Through six games this season, RB **Leonard Fournette** has totaled seven scrimmage TDs, accounting for 42 points. Fournette's 42 points are the fifth-most points scored by a rookie in Jaguars history.

### MOST POINTS SCORED BY A ROOKIE IN FRANCHISE HISTORY

Rk.	Player	Year	Points
1.	Fred Taylor	1998	102
2.	Maurice Jones-Drew	2006	96
3.	Josh Scobee	2004	93
4.	Seth Marler	2003	90
5.	<b>Leonard Fournette</b>	<b>2017</b>	<b>42</b>
6.	Allen Hurns	2014	36

## FOURNETTE BECOMES FIFTH

Rookie RB **Leonard Fournette** has totaled 130 rushes for 596 yards, including six TDs, in his first six NFL games, becoming the fifth player in NFL history to rush for at least 550 yards and six rushing TDs through six career games.

### AT LEAST 550 RUSHING YARDS AND SIX TDs THROUGH SIX CAREER GAMES, NFL

Year	Player (Team)	Rush Yds	Rush TD
2017	<b>Leonard Fournette (JAX)</b>	<b>596</b>	<b>6</b>
2004	Julius Jones (DAL)	613	6
1994	Marshall Faulk (CLE)	552	6
1983	Eric Dickerson (STL)	787	10
1980	Billy Sims (DET)	651	7

## TOUCHDOWN TOES

Last Sunday, RB **Leonard Fournette** registered 21 carries for 130 yards, including a 75-yard rushing TD, and two receptions for eight yards. Fournette now has a TD in every NFL game (six rushing, one receiving), joining New England's **Robert Edwards** (1998) as the only rookies in NFL history to score a TD in each of their team's first six games of the season as well as the first player in franchise history. Fournette is the only non-QB in the NFL responsible for at least one TD to achieve the feat in each of the first six games of this season.

## RUN, ROOKIE, RUN

This season, rookie RB **Leonard Fournette** has rushed 130 times for 596 yards, including six rushing TDs, in his first six games. This marks the most rushing yards by a Jaguars rookie through six career games.

### MOST RUSHING YARDS THROUGH SIX CAREER GAMES IN JAGUARS HISTORY

Rk.	Player (Year)	Yards
1.	<b>Leonard Fournette (2017)</b>	<b>596</b>
2.	Fred Taylor (1998)	406
3.	T.J. Yeldon (2015)	406
4.	James Stewart (1995)	281
5.	Blake Bortles (2014)	191

## CARRIES ON CARRIES

RB **Leonard Fournette** totaled 28 rushes against Pittsburgh in Week 5, the second-most by a rookie in a game in franchise history. Fournette's 109 carries on the season are currently the fifth-most by a rookie in Jaguars history.

### MOST RUSHING ATTEMPTS IN A GAME AS A ROOKIE, FRANCHISE HISTORY

Player	Date	Attempts
Fred Taylor	Dec. 6, 1998 vs. Det.	32
<b>Leonard Fournette</b>	<b>Oct. 8, 2017 at Pit.</b>	<b>28</b>
Fred Taylor	Nov. 8, 1998 vs. Cin.	27
<b>Leonard Fournette</b>	<b>Sept. 10, 2017 a Hou.</b>	<b>26</b>

### MOST RUSHING ATTEMPTS IN A SEASON AS A ROOKIE, FRANCHISE HISTORY

Player	Year	Attempts
Fred Taylor	1998	264
T.J. Yeldon	2015	182
Maurice Jones-Drew	2006	166
James Stewart	1995	137
<b>Leonard Fournette</b>	<b>2017</b>	<b>109</b>
Elvis Joseph	2001	68

## RUNNING PACK

RB **Leonard Fournette** posted 21 carries for 130 yards and two receptions for eight yards and one rushing TD in Week 6 against the Rams. Fournette is one of two NFL players with at least 700 total scrimmage yards and seven TDs in 2017.

### 700-PLUS SCRIMMAGE YARDS AND AT LEAST SEVEN TDs, NFL, 2017 SEASON

Player (Team)	Rush	Rec.	Scrim. Yds	TD
Todd Gurley (LAR)	521	245	766	7
<b>Leonard Fournette (JAX)</b>	<b>596</b>	<b>136</b>	<b>732</b>	<b>7</b>

# OFFENSIVE STATISTICS



## HE'S GOING, GOING, GONE!

On the Jaguars' first play from scrimmage on Sunday, RB **Leonard Fournette** took the opening carry 75 yards for a TD. After rushing for a 90-yard TD on his final carry in Week 5 at Pittsburgh, and scoring on a 75-yard TD on his first carry in Week 6 vs. the Los Angeles Rams, Fournette became the first player in NFL history to score a 75-yard TD run on consecutive carries in a single season, according to ESPN Stats and Information.



## RIISING ROOKIE RECORDS

RB **Leonard Fournette** tallied his first multi-TD game in Week 5 against the Steelers with rushing TDs of 2 and 90 yards, marking the eighth time a rookie had two rushing TDs in a game in franchise history. Fournette has totaled six rushing TDs so far this season, the third-most by a rookie in franchise history.

### MOST RUSHING TDs IN A GAME AS A ROOKIE, FRANCHISE HISTORY

Player	Date	TDs
Fred Taylor	Nov. 15, 1998 vs. T.B.	3
<b>Leonard Fournette</b>	<b>Oct. 9, 2017 at Pit.</b>	<b>2</b>
Maurice Jones-Drew	Dec. 23, 2006 vs. N.E.	2
Maurice Jones-Drew	Dec. 10, 2006 vs. Ind.	2
Maurice Jones-Drew	Oct. 8, 2006 vs. NYJ	2
David Garrard	Oct. 13, 2002 at Ten.	2
Fred Taylor	Oct. 12, 1998 vs. Mia.	2
Fred Taylor	Dec. 6, 1998 vs. Det.	2

### MOST RUSHING TDs IN A SEASON AS A ROOKIE, FRANCHISE HISTORY

Player	Year	TDs
Fred Taylor	1998	14
Maurice Jones-Drew	2006	12
<b>Leonard Fournette</b>	<b>2017</b>	<b>6</b>
Greg Jones	2004	3



## FOURNETTE IN FRANCHISE HISTORY

In Week 6 against the Rams, RB **Leonard Fournette** recorded 21 carries for 130 rushing yards, the fifth-most rushing yards in a game by a rookie in franchise history. The week before vs. the Steelers, Fournette posted 181 rushing yards, the second-most in a game by a Jaguars rookie and tied for the fifth-most in a game in franchise history.

### MOST RUSHING YARDS IN A GAME AS A ROOKIE, FRANCHISE HISTORY

Player	Date	Rush Yds
Fred Taylor	Dec. 6, 1998 vs. Det.	183
<b>Leonard Fournette</b>	<b>Oct. 8, 2017 at Pit.</b>	<b>181</b>
Maurice Jones-Drew	Dec. 10, 2006 vs. Ind.	166
Maurice Jones-Drew	Dec. 24, 2006 vs. N.E.	131
<b>Leonard Fournette</b>	<b>Oct. 15, 2017 vs. LAR</b>	<b>130</b>

### MOST RUSHING YARDS IN A GAME, FRANCHISE HISTORY

Player	Date	Rush Yds
Fred Taylor	Nov. 19, 2000 at Pit.	234
Fred Taylor	Dec. 21, 2003 vs. N.O.	194
Maurice Jones-Drew	Dec. 5, 2010 at Ten.	186
Fred Taylor	Dec. 6, 1998 vs. Det.	183
Fred Taylor	Dec. 3, 2000 vs. Cle.	181
<b>Leonard Fournette</b>	<b>Oct. 9, 2017 at Pit.</b>	<b>181</b>



## ROOKIE 100

Last Sunday, RB **Leonard Fournette** recorded 21 carries for 130 rushing yards, including a 75-yard TD, against Los Angeles Rams. Last Sunday's game marked Fournette's third 100-yard rushing game with a rushing TD, the most in 2017 and just one of six players to do so in six career games in NFL history.

### MOST GAMES WITH AT LEAST 100 RUSHING YARDS AND ONE RUSHING TD IN FIRST SIX CAREER GAMES

Team	Player (Year)	Games
<b>JAX</b>	<b>Leonard Fournette (2017)</b>	<b>3</b>
S.D.	LaDainian Tomlinson (2001)	3
STL	Eric Dickerson (1983)	3
T.B.	Warrick Dunn (1997)	3
S.D.	Don Woods (1974)	3
S.F.	Billy Kilmer (1961)	3

Fournette needs four more 100-yard games to break **Fred Taylor's** rookie record of six 100-yard games set in 1998.

### MOST 100-YARD RUSHING GAMES AS A ROOKIE, FRANCHISE HISTORY

Rk.	Player (Year)	Games
1.	Fred Taylor (1998)	6
2.	<b>Leonard Fournette (2017)</b>	<b>3</b>
	Maurice Jones-Drew (2006)	3
3.	T.J. Yeldon (2015)	2



## FLEET OF FOOT

Last Sunday, RB **Leonard Fournette** posted a 75-yard TD run, his second-longest run from scrimmage this season and the eighth-longest in Jaguars regular season history. With rushing TDs of 90 and 75 yards in 2017, Fournette joins **Maurice Jones-Drew** in 2009 as the only two players in Jaguars history to register two rushing TDs of 75-plus yards in a season in franchise history.

### LONGEST RUNS IN FRANCHISE HISTORY

Player	Date	Yards
<b>Leonard Fournette</b>	<b>Oct. 9, 2017 at Pit.</b>	<b>90</b>
Maurice Jones-Drew	Nov. 1, 2009 at Ten.	80
Fred Taylor	Dec. 9, 2007 vs. Car.	80
Maurice Jones-Drew	Oct. 15, 2017 at Ten.	79
Fred Taylor	Oct. 12, 1998 vs. Mia.	77
Fred Taylor	Oct. 14, 2007 vs. Hou.	76
Fred Taylor	Dec. 10, 2006 vs. Ind.	76
<b>Leonard Fournette</b>	<b>Oct. 15, 2017 vs. LAR</b>	<b>75</b>

Fournette's 90-yard rushing TD in Week 5 was just the fifth time in NFL history since 1950 that a player has scored a rushing TD of at least 90 yards in the fourth quarter (first since G.B.'s **Ahman Green** on Dec. 28, 2003).

### FOURTH QUARTER RUSHING TDs OF 90-PLUS YARDS SINCE 1950

Player (Team)	Date	Yards
<b>Leonard Fournette (JAX)</b>	<b>Oct. 9, 2017 at Pit.</b>	<b>90</b>
Ahman Green (G.B.)	Dec. 28, 2003 vs. Den.	98
Tony Dorsett (DAL)	Jan. 3, 1983 at Min.	99
Bob Hoernschmeyer (DET)	Nov. 23, 1950 vs. NYJ	96
Jim Spavital (BAL)	Nov. 5, 1950 vs. G.B.	96

# OFFENSIVE STATISTICS



## GOT IT DONE IN WEEK 1

Rookie RB **Leonard Fournette** rushed for 100 yards in Week 1 against the Texans, becoming the first Jaguars rookie and just the second Jaguar to rush for at least 100 yards in a season opener.

### MOST RUSHING YARDS IN WEEK 1 IN JAGUARS HISTORY

Rk.	Player (Year)	Yards
1.	James Stewart (1998)	115
2.	<b>Leonard Fournette (2017)</b>	<b>100</b>
3.	Maurice Jones-Drew (2010)	98
4.	Maurice Jones-Drew (2011)	97
	Maurice Jones-Drew (2009)	97



## FOURNETTE'S FIRST

Rookie RB **Leonard Fournette** rushed for 100 yards in his first NFL game at Houston in Week 1 to become the first player in Jaguars history to rush for at least 100 yards in his NFL debut. Fournette also became the eighth player in NFL history to register at least 100 rushing yards, one rushing TD and three receptions in their NFL debut according to Pro Football Reference.

### AT LEAST 100 RUSHING YARDS, ONE RUSHING TD AND THREE RECEPTIONS IN NFL DEBUT

Year	Player	Rush Yds	Rush TD	Rec.
2017	<b>Leonard Fournette</b>	<b>100</b>	<b>1</b>	<b>3</b>
2017	Kareem Hunt	148	1	5
2012	Mikel Leshoure	100	1	4
2008	Matt Forte	123	1	3
1999	Edgerrin James	112	1	4
1982	Marcus Allen	116	1	4
1981	Randy McMillan	146	2	3
1979	William Andrews	167	1	3



## BLAKE THE BUILDER

In 2016, QB **Blake Bortles** threw for 3,905 passing yards and 23 TDs, marking his second consecutive season with at least 3,500 passing yards and 20 TDs. Bortles is the first player in franchise history to achieve this feat.

### BLAKE BORTLES CAREER STATISTICS

	G/GS	ATT	CMP	YDS	SK/YD	TD	LG	IN	RT
2014	14/13	475	280	2,908	55/345	11	63t	17	69.5
2015	16/16	606	355	4,428	51/320	<b>35</b>	<b>90t</b>	18	88.2
2016	16/16	625	<b>368</b>	3,905	34/197	23	51t	16	78.8
2017	6/6	170	97	1,068	10/50	8	35	5	79.2
Career	52/51	1,876	1,100	12,309	150/912	77	<b>90t</b>	56	79.5

*Single-Season Franchise Record*



## THE RUNNING QB

Since 2014, QB **Blake Bortles** has a 6.63-yard rushing avg., the highest among all QBs in the NFL with a minimum of 100 rushing attempts. In 2017, Bortles has totaled 126 yards on 17 carries (7.41 rushing avg.). On Sunday, Bortles had two carries for 19 yards.

### MOST YARDS PER CARRY BY A QUARTERBACK, NFL, 2014-PRESENT (min. 100 attempts)

Rk.	Player	Att.	Rush Avg.
1.	<b>Blake Bortles</b>	<b>183</b>	<b>6.63</b>
2.	Marcus Mariota	114	6.29
3.	Aaron Rodgers	186	5.73
4.	Russell Wilson	323	5.62



## BORTLES MOVES INTO THIRD

QB **Blake Bortles** ranks third in Jaguars history in career pass attempts (1,876), career pass completions (1,100) and career passing yards (12,309). In 2016, Bortles broke his single-season franchise records, previously set in 2015, for pass completions (368) and pass attempts (625).

### CAREER PASS ATTEMPTS, FRANCHISE HISTORY

Rk	Player	Att.
1.	Mark Brunell	3,616
2.	David Garrard	2,281
3.	<b>Blake Bortles</b>	<b>1,876</b>
4.	Byron Leftwich	1,344

### CAREER PASS COMPLETIONS, FRANCHISE HISTORY

Rk	Player	Comp.
1.	Mark Brunell	2,184
2.	David Garrard	1,406
3.	<b>Blake Bortles</b>	<b>1,100</b>
4.	Byron Leftwich	789

### CAREER PASSING YARDS, FRANCHISE HISTORY

Rk	Player	Yards
1.	Mark Brunell	25,698
2.	David Garrard	16,003
3.	<b>Blake Bortles</b>	<b>12,309</b>
4.	Byron Leftwich	9,042



## PASSER RATING BESTS

In Week 3, QB **Blake Bortles** completed 9-of-11 passes for 123 yards and one TD in the first quarter and finished the first quarter with a 143.9 passer rating against Baltimore. His 143.9 first quarter passer rating marks his seventh-best passer rating in a single quarter in his NFL career and the second time he has surpassed a passer rating of 140.0 in the first quarter.

### BORTLES' HIGHEST PASSER RATINGS IN A QUARTER IN HIS CAREER

Date	Opponent	Quarter	Passer Rating
10/26/14	Miami	4	158.3
12/27/15	New Orleans	3	158.3
9/17/17	Tennessee	4	155.8
9/20/15	Miami	1	155.8
12/24/16	Tennessee	1	154.2
12/6/15	Tennessee	4	151.0
12/20/15	Atlanta	3	146.8
9/28/14	San Diego	2	145.5
<b>9/24/17</b>	<b>Baltimore</b>	<b>1</b>	<b>143.9</b>
10/11/15	Tampa Bay	4	142.4

Against the Ravens in Week 3, Bortles completed 20-of-31 passes (64.5 comp. pct.) for 244 yards and four TDs for a 128.2 passer rating. His 128.2 passer rating marks his second-highest passer rating of his 52-game career.

### BORTLES' HIGHEST PASSER RATINGS IN HIS CAREER

Date	Opponent	Passer Rating
12/06/15	Tennessee	134.5
<b>9/24/17</b>	<b>Baltimore</b>	<b>128.2</b>
10/11/15	Tampa Bay	125.4
12/27/15	New Orleans	124.5
12/13/15	Indianapolis	114.6

# OFFENSIVE STATISTICS



## MAGIC IN THE AIR

QB **Blake Bortles** became the fastest player in team history to surpass 10,000 career passing yards (41 games). Below is a breakdown of the most passing yards through 52 career games by a Jaguars QB.

### PASSING YARDS THROUGH 52 CAREER GAMES BY A JAGUARS QB

Rk.	Player	Years	Yards
1.	<b>Blake Bortles</b>	2014-17	12,309
2.	Mark Brunell	1995-98	11,365
3.	Byron Leftwich	2003-06	9,042



## TDs X 4

QB **Blake Bortles** completed 20-for-31 passes for 244 yards and four TDs vs. Baltimore in Week 3, marking his fourth career game with at least four or more passing TDs and the eighth time that a Jaguars QB achieved the feat.

### FOUR-PLUS PASSING TDs IN A GAME, FRANCHISE HISTORY

Rk.	Player (Date)	Passing TDs
1.	<b>Blake Bortles (9/24/17)</b>	4
2.	Blake Bortles (12/27/15)	4
3.	Blake Bortles (12/6/15)	5
4.	Blake Bortles (10/11/15)	4
5.	Chade Henne (11/18/12)	4
6.	David Garrard (10/31/10)	4
7.	Quinn Gray (12/30/07)	4
8.	Mark Brunell (11/29/1998)	4



## THE UNDRAFTED

WR **Allen Hurns** is in his fourth season in the NFL as an undrafted player. Below is where Hurns ranks among undrafted WRs through the first four seasons in receiving yards (17th), touchdowns (T-10th) and receptions (15th).

### RECEIVING YARDS THROUGH FIRST FOUR SEASONS BY UDFA WRs

Rk	Player (Years)	Rec.
16.	Hugh Taylor (1947-50)	2,466
17.	<b>Allen Hurns (2014-17)</b>	2,429
18.	Bob Mann (1948-51)	2,359

### TOUCHDOWNS THROUGH FIRST FOUR SEASONS BY UDFA WRs

Rk	Player (Years)	Rec. TDs
8.	Oronde Gadsden (1998-2001)	22
	Willie Frazier (196-67)	22
10.	<b>Allen Hurns (2014-17)</b>	21
	Rod Smith (1995-98)	21

### RECEPTIONS THROUGH FIRST FOUR SEASONS BY UDFA WRs

Rk	Player (Years)	Receptions
14.	Rod Smith (1995-98)	178
15.	<b>Allen Hurns (2014-17)</b>	171
16.	Bill Groman (1960-63)	170



## WEMBLEY'S WINNERS

Fourth-year WR **Allen Hurns** posted three receptions for 20 yards (6.7 rec. avg.) and one TD against Baltimore at Wembley Stadium, marking his third consecutive game with a TD reception at London's Wembley Stadium. Hurns joins **Brandon Lloyd** and teammate **Mercedes Lewis** as the only players in NFL history to catch at least three TD passes at Wembley Stadium.



## A FOR ALLEN

WR **Allen Hurns** (14.2) ranks second in Jaguars history in career yards-per-reception (min. 100 receptions), trailing only Jimmy Smith (14.3).

### MOST YARDS PER RECEPTION, FRANCHISE HISTORY (min. 100 receptions)

Rk.	Player (Year)	Avg.	Rec.	Yds.
1.	Jimmy Smith (1995-2005)	14.3	862	12,287
2.	<b>Allen Hurns (2014-17)</b>	14.2	171	2,429
3.	Allen Robinson (2014-17)	14.1	202	2,848
4.	Ernest Wilford (2004-10)	13.9	153	2,120
5.	Mike Sims-Walker (2008-11)	13.5	107	1,442



## LEWIS PLAYS 150

In Week 7 of the 2016 season, TE **Mercedes Lewis** played in his 150th career game as a Jaguar. Lewis (160) has appeared in the fourth-most games in Jaguars history, trailing **Brad Meester** (209), **Jimmy Smith** (171) and **Josh Scobee** (168).

### CAREER GAMES PLAYED AS A JAGUAR

Rk.	Player (Years)	Games
1.	Brad Meester (2000-13)	209
2.	Jimmy Smith (1995-2005)	171
3.	Josh Scobee (2004-14)	168
4.	<b>Mercedes Lewis (2006-17)</b>	160*
5.	Fred Taylor (1998-2008)	140

\*Active player



## TOP TIGHT END

Twelfth-year TE **Mercedes Lewis** ranks first in Jaguars history in receptions (356), receiving yards (4,260) and receiving TDs (31) by a TE.

### MOST RECEPTIONS BY A TE, FRANCHISE HISTORY

Rk.	Player	Receptions
1.	<b>Mercedes Lewis</b>	356
2.	Kyle Brady	241
3.	Pete Mitchell	191

### MOST RECEIVING YARDS BY A TE, FRANCHISE HISTORY

Rk.	Player	Yards
1.	<b>Mercedes Lewis</b>	4,260
2.	Kyle Brady	2,500
3.	Pete Mitchell	2,091

### MOST RECEIVING TDs BY A TE, FRANCHISE HISTORY

Rk.	Player	TDs
1.	<b>Mercedes Lewis</b>	31
2.	Kyle Brady	13
3.	Damon Jones	11
	Pete Mitchell	11



## FRANCHISE 4000

TE **Mercedes Lewis** (4,260) joins former WRs **Jimmy Smith** (12,287 from 1995-2005) and **Keenan McCardell** (6,393 from 1996-2001) as the only players in Jaguars history to record at least 4,000 career receiving yards.

### MOST RECEIVING YARDS, FRANCHISE HISTORY

Rk.	Player (Years)	Yards
1.	Jimmy Smith (1995-2005)	12,287
2.	Keenan McCardell (1996-2001)	6,393
3.	<b>Mercedes Lewis (2006-17)</b>	4,260
4.	Maurice Jones-Drew (2006-13)	2,873

# OFFENSIVE STATISTICS

## TIGHT ENDS STAYING PUT

TE **Mercedes Lewis** has played in 160 career games as a Jaguar, the fourth-longest tenure among active TEs who have played their entire career with the team that drafted them.

### MOST GAMES PLAYED BY A TIGHT END FOR ONE TEAM, NFL, ACTIVE PLAYERS

Rk.	Player (Team)	Games
1.	Jason Witten (DAL)	228
2.	Antonio Gates (LAC)	210
3.	Brent Celek (PHI)	165
4.	<b>Mercedes Lewis (JAX)</b>	<b>160</b>
5.	Rob Gronkowski (N.E.)	93

## LUXURY MERCEDES

After posting three receiving TDs against Baltimore in Week 3, TE **Mercedes Lewis** has produced 31 career receiving TDs, the second-most in franchise history, and 356 career receptions, the third-most in franchise history.

### MOST RECEIVING TDs, FRANCHISE HISTORY

Rk.	Player (Years)	Rec. TDs
1.	Jimmy Smith (1995-2005)	67
2.	<b>Mercedes Lewis (2006-17)</b>	<b>31</b>
3.	Keenan McCardell (1996-2001)	30

### MOST RECEPTIONS, FRANCHISE HISTORY

Rk.	Player (Years)	Receptions
1.	Jimmy Smith (1995-2005)	862
2.	Keenan McCardell (1996-2001)	499
3.	<b>Mercedes Lewis (2006-17)</b>	<b>356</b>

## HAT TRICK FOR LEWIS

In Week 3, TE **Mercedes Lewis** caught three TDs from QB **Blake Bortles** against Baltimore. Lewis joins WR **Allen Robinson** and former WR **Jimmy Smith** as the only players in franchise history to catch three TD passes in a single game.

### MOST RECEIVING TDs IN A GAME, FRANCHISE HISTORY

Date	Opponent	Player	TDs
Sept. 24, 2017	Baltimore	Mercedes Lewis	3
Dec. 6, 2015	Tennessee	Allen Robinson	3
Sept. 10, 2000	Baltimore	Jimmy Smith	3

## UNDRAFTED ROOKIES

Since the Jaguars' inaugural season in 1995, there have been 42 undrafted rookies to make the club's opening day roster. In the last 10 years, the Jaguars have had at least one undrafted rookie on the opening day roster each year.

Year	Player
2017	WR Keelan Cole
2016	S Jarrod Wilson
2015	LB Thurston Armbrister, RB Corey Grant, CB Nick Marshall
2014	WR Allen Hurns, G Tyler Shatley, OT Josh Wells
2013	DT Abry Jones, LB LaRoy Reynolds, LS Carson Tinker
2012	DB Antwon Blake, WR Kevin Elliott, LB Julian Stanford, C Mike Brewster
2011	OT Cameron Bradfield, WR Jamar Newsome, CB Kevin Rutland
2010	LB Jacob Cutrera, OT Kevin Haslam, DE Aaron Morgan
2009	LB Russell Allen, DE Julius Williams
2008	CB Brian Witherspoon, CB Isaiah Gardner

## 44 POINTS

The Jaguars finished with 44 points in Week 3 against the Ravens, tied for the fifth-most in franchise history and the most since scoring a franchise-record 51 points against the Colts on Dec. 13, 2015. The Jaguars' 37-point margin of victory (44-7) against the Ravens was the fifth-largest in franchise history.

### MOST POINTS IN A GAME IN FRANCHISE HISTORY

Rk.	Date	Opponent	Score
1.	12/13/15	Indianapolis	51-16
2.	12/23/07	Oakland	49-11
3.	12/3/00	Cleveland	48-0
4.	11/1/98	Baltimore	45-19
5.	<b>9/24/17</b>	<b>Baltimore</b>	<b>44-7</b>
	12/10/09	Indianapolis	44-17
	12/10/00	Arizona	44-10

## WINNING MARGIN

Jacksonville defeated Pittsburgh, 30-9, in Week 5. The 21-point road margin of victory was the seventh-largest in team history and the first time winning on the road by at least 20 points since Houston (29-7) in Week 1. Week 3's 44-7 win at Wembley Stadium was a Jaguars home game.

### LARGEST ROAD MARGIN OF VICTORY IN FRANCHISE HISTORY

Opponent	Date	Score	Margin
Cincinnati	Oct. 31, 1999	41-10	31
Minnesota	Dec. 23, 2001	33-3	30
Baltimore	Nov. 1, 1998	45-19	26
Detroit	Nov. 9, 2008	38-14	24
Atlanta	Nov. 7, 1999	30-7	23
Houston	Sept. 10, 2017	29-7	22
Pittsburgh	Oct. 8, 2017	30-9	21

## LONDON CALLING

On Aug. 21, 2012, the Jaguars made history by becoming the first NFL team to commit to playing four home games at London's historic Wembley Stadium. Jaguars Owner **Shad Khan**, along with NFL Commissioner **Roger Goodell**, declared that the Jaguars would play one game each season in the United Kingdom from 2013-16. The deal has been extended through 2020.

On Sept. 24, the Jaguars defeated Baltimore, 44-7, in a Week 3 matchup at Wembley Stadium, which was the team's third consecutive win in London, they are now averaging 27.0 points per game at Wembley Stadium. The official attendance for the game was 84,592, a record for any NFL game played in the United Kingdom.

### JAGUARS ALL-TIME RECORD IN LONDON (2013-17 seasons)

Date	Week	Opponent	Result	Attendance
9/24/17	3	Baltimore Ravens	W, 44-7	84,592
10/2/16	4	Indianapolis Colts	W, 30-27	83,764
10/25/15	7	Buffalo Bills	W, 34-31	84,021
11/9/14	10	Dallas Cowboys	L, 17-31	83,603
10/27/13	8	San Francisco 49ers	L, 10-42	83,559

# DEFENSIVE STATISTICS



## #SACKSONVILLE

The Jaguars defense posted 3.0 sacks against Rams QB **Jared Goff** in Week 6. Through six games, the Jaguars have totaled 23 sacks, the most in the NFL.

### MOST SACKS, NFL, 2017

Team	Sacks
Jacksonville	23.0
Carolina	20.0
Pittsburgh	20.0
Los Angeles Rams	20.0
Cincinnati	18.0
Los Angeles Chargers	18.0

The Jaguars' 23 sacks are the most through the first six games of a season in franchise history. Jacksonville needs at least four sacks in Week 7 to have the most through seven games in Jaguars history.

### MOST SACKS THROUGH FIRST SIX GAMES OF A SEASON, JAGUARS HISTORY

Year	Sacks
2017	23.0
1999	22.0
1997	20.0
2014	19.0
2001	19.0



## PICKSBURGH

The Jaguars defense registered a franchise-record five INTs, including the first-ever game with multiple INTs returned for TDs, against Pittsburgh in Week 5. OLB **Telvin Smith** had a 28-yard INT for a TD and S **Barry Church** had a 51-yard INT for a TD in the third quarter. In the last 10 years, the Jaguars are one of three teams to register at least five INTs in a game, including at least two INTs for a TD.

### AT LEAST FIVE INTs, INCLUDING TWO PICK-SIXES, IN A GAME, NFL, 2008-PRESENT

Date	Team	Opponent	INT	INT TD
Oct. 8, 2017	Jacksonville	Pittsburgh	5	2
Oct. 1, 2012	Chicago	Dallas	5	2
Oct. 23, 2011	Kansas City	Oakland	6	2

### MOST INTs IN A GAME, FRANCHISE HISTORY

Date	Opponent	INT
Oct. 8, 2017	Pittsburgh	5
Oct. 31, 2010	Dallas	4
---	19 teams	3



## NO END ZONE

The Jaguars defense held the Steelers without a TD in Week 5, despite three possessions in the red zone. That game marked the first time the Jaguars held an opponent without an offensive TD since Oct. 19, 2014 against Cleveland. The Jaguars have held opponents to zero offensive TDs in 21 games. Below are all the games in the past 10 years when the Jaguars held an opponent without an offensive TD in a game.

### NO OFFENSIVE TDs ALLOWED IN A GAME, 2008-PRESENT, FRANCHISE HISTORY

Date	Opponent	Score
Oct. 8, 2017	Pittsburgh	30-9
Dec. 13, 2015	Indianapolis	51-16
Oct. 19, 2014	Cleveland	24-6
Nov. 24, 2013	Houston	13-6
Nov. 13, 2011	Indianapolis	17-3
Dec. 5, 2010	Tennessee	17-6



## TEAM TAKEAWAY

The Jaguars defense registered one takeaway against the Rams last Sunday. The Jaguars were able to score three points from the takeaway and have totaled 77 points from turnovers on the season, the most in the league in 2017 and the second-most in the NFL through six games since 2000.

### MOST TAKEAWAYS, NFL, 2017

Rk.	Team	Takeaways
1.	Jacksonville	16
2.	Detroit	14
	Baltimore	14

### MOST POINTS SCORED OFF TURNOVERS, NFL, 2017

Rk.	Team	Points Scored
1.	Jacksonville	77
2.	Detroit	61
3.	Green Bay	44

### MOST POINTS OFF TURNOVERS THROUGH FIRST SIX GAMES OF A SEASON, NFL, 2000-PRESENT

Team	Year	Takeaways	Points Scored
Buffalo	2011	16	79
Jacksonville	2017	16	77
New Orleans	2009	18	72
Detroit	2011	13	71



## INTERCEPTION PERCEPTION

In Week 5, CB **Jalen Ramsey**, LB **Telvin Smith**, S **Barry Church** and FS **Tashaun Gipson** (two) intercepted five passes from Steelers QB **Ben Roethlisberger**, the most he has thrown in his 210-game regular and postseason career. With the INTs against the Steelers, the Jaguars have totaled 10 INTs, the most in the NFL this season.

### MOST INTs, NFL, 2017

Rk.	Team	INTs
1.	Jacksonville	10
2.	Baltimore	9
	Detroit	9
4.	Buffalo	8



## PDs ALL DAY

The Jaguars have posted 35 PDs in 2017, tied for the second-most in the NFL behind Philadelphia (36). Since Head Coach **Doug Marrone** took over in Week 16 of the 2016 season, Jacksonville has posted 56 PDs, the most in the NFL during that span.

### MOST PASSES DEFENSED, NFL, WEEK 16, 2016-PRESENT

Rank	Team	PDs
1.	Jacksonville	56
2.	Philadelphia	48
3.	Atlanta	47
4.	Buffalo	45
5.	Kansas City	42

### PASSES DEFENSED, NFL, 2017

Rk.	Team	PDs
1.	Philadelphia	36
2.	Jacksonville	35
	Buffalo	35
	Detroit	35
5.	Baltimore	32



# DEFENSIVE STATISTICS

## DEFENSE DOMINATES FIRST HALF IN WEEK 3

The Jaguars defense held the Ravens to 15 total net yards, including negative 4 net passing yards, in the first half in Week 3. The 15 total net yards in the first half marks the team's fewest total net yards allowed in a half in the past 10 years.

### THE FEWEST NET YARDS ALLOWED IN A HALF, JAGUARS, 2008-PRESENT

Opponent	Season	Week	Half	Total Net Yds
<b>Baltimore</b>	<b>2017</b>	<b>3</b>	<b>1</b>	<b>15</b>
Baltimore	2011	7	1	16
Houston	2011	12	2	47
<b>Houston</b>	<b>2017</b>	<b>1</b>	<b>1</b>	<b>52</b>
Denver	2016	13	2	53
Pittsburgh	2011	6	2	55
Miami	2014	8	1	56
Houston	2013	12	1	60

In 2017, Baltimore's 15 net yards and Houston's 52 net yards in a half rank first and sixth, respectively, among the fewest net yards allowed in a half in the NFL.

### THE FEWEST NET YARDS ALLOWED IN A HALF, NFL, 2017

Team	Opponent	Week	Half	Total Net Yds
<b>Baltimore</b>	<b>Jacksonville</b>	<b>3</b>	<b>1</b>	<b>15</b>
Buffalo	Carolina	2	1	39
Oakland	Washington	3	1	47
Miami	New York Jets	3	1	49
New York Giants	Dallas	1	1	49
<b>Houston</b>	<b>Jacksonville</b>	<b>1</b>	<b>1</b>	<b>52</b>
Carolina	Buffalo	2	2	62
Minnesota	Pittsburgh	2	1	67
Indianapolis	Cleveland	3	2	75

## QUARTERBACK PROBLEMS

In Week 3, the Jaguars defense held Ravens QB **Joe Flacco** to 8-of-18 passing, two INTs and two sacks for a 12.0 passer rating, the lowest passer rating by a quarterback with at least 15 pass attempts against the Jaguars in franchise history.

### LOWEST PASSER RATING, FRANCHISE HISTORY (min. 15 pass attempts)

Rk.	Quarterback (Team)	Year	Rating
1.	Joe Flacco (BAL)	2017	12.0
2.	Steve Young (S.F.)	1999	14.3
3.	Kerry Collins (OAK)	2004	17.3
4.	JaMarcus Russell (OAK)	2007	17.4
5.	Chad Pennington (NYJ)	2005	18.6

## DROP IT

The Jaguars defense allowed only 64 total passing yards in Week 3 against the Ravens, the second-fewest total passing yards allowed in a game in franchise history.

### FEWEST TOTAL PASSING YARDS ALLOWED, FRANCHISE HISTORY

Rk.	Opponent	Date	Pass. Yds.
1.	Cleveland	12/3/00	33
2.	<b>Baltimore</b>	<b>9/24/17</b>	<b>64</b>
3.	New York Jets	10/8/06	71
	Houston	12/7/03	71

## POZ MOVES INTO SECOND

LB **Paul Posluszny** ranks second on the Jaguars all-time tackles list with 928 career tackles in 89 games (10.4 tackles per game). With 10 tackles against Kansas City in Week 9 of the 2016 season, Posluszny surpassed **Donovin Darius** (858) and moved into second on the team's career tackles list.

### JAGUARS ALL-TIME TACKLES

Player	Tackles
Daryl Smith (2004-12)	1,089
<b>Paul Posluszny (2011-17)</b>	<b>928</b>
Donovin Darius (1998-2006)	858
Mike Peterson (2003-08)	837

## BALANCED PLAY POZ

LB **Paul Posluszny** (14.5-15) is one of only three active NFL players to record at least 14 sacks and 14 INTs since 2007, joining CLE's **Karlos Dansby** (25.0-15) and K.C.'s **Derrick Johnson** (21.0-14).

### 14+ SACKS & 14+ INTs, NFL, 2007-PRESENT

Player	Sacks	INTs
<b>Paul Posluszny</b> .....	<b>14.5</b> .....	<b>15</b>
Karlos Dansby.....	25.0.....	15
Derrick Johnson.....	21.0.....	14

## IT'S TACKLE TIME

Dating back to his rookie campaign in 2007, LB **Paul Posluszny** has produced 100 games with seven-or-more tackles, the most such games in the NFL over that span.

### MOST GAMES WITH SEVEN-PLUS TACKLES, NFL, 2007-PRESENT

Rk.	Player	Games
1.	<b>Paul Posluszny</b> .....	<b>100</b>
2.	D'Qwell Jackson.....	97
3.	Karlos Dansby.....	94
4.	Chad Greenway.....	84
5.	David Harris.....	82

## LBS GET THE INTs

With an INT in Week 5 vs. Pittsburgh, LB **Telvin Smith** has totaled six INTs since 2014, which ranks tied for the third by LBs in franchise history. Teammate LB **Paul Posluszny** has the most with 11 INTs.

### MOST INTs BY A LB, FRANCHISE HISTORY

Rk.	Player (Years)	INTs
1.	<b>Paul Posluszny (2011-17)</b>	<b>11</b>
2.	Mike Peterson (2003-08)	8
3.	<b>Telvin Smith (2014-17)</b>	<b>6</b>
	Daryl Smith (2004-12)	6
5.	Kevin Hardy (1996-2001)	6

## ALL OR NOTHING

LB **Telvin Smith** joins BAL's **C.J. Mosley** as the only NFL players with 350-plus tackles and at least four FFs and FRs and five INTs since the start of 2014, according to 360 Sports Radar.

### 350+ TACKLES, FOUR-PLUS FORCED FUMBLES, FOUR-PLUS FUMBLE RECOVERIES & FIVE-PLUS INTs, 2014-PRESENT

Name (Team)	Tackles	Solo	Asst.	FFs	FRs	INTs
<b>Telvin Smith (Jax.)</b>	<b>393</b>	<b>304</b>	<b>89</b>	<b>4</b>	<b>4</b>	<b>6</b>
C.J. Mosley (Bal.)	392	259	133	4	4	7

# DEFENSIVE STATISTICS



## BACK-TO-BACK

In Week 5 in the third quarter vs. Pittsburgh, LB **Telvin Smith** intercepted Steelers QB **Ben Roethlisberger** and ran it back 28 yards for a TD. The next Pittsburgh possession, S **Barry Church** caught a pass intended for WR **Antonio Brown** and returned it for a 51-yard TD. This game marked the first time the Jaguars scored on defense on back-to-back possessions since Oct. 25, 2015 against Buffalo in London, when they returned a fumble for a TD and returned an INT for a TD on consecutive possessions. The two pick-sixes in one quarter by the Jaguars marks the first such occurrence in the NFL since 2015 (ARI at S.F., 9/27/15, first quarter).



## TOP OF HIS CLASS

Jaguars fourth-year LB **Telvin Smith's** 398 tackles (308 solo) through four seasons are the most by a player drafted in the fifth round or later through their first four years over the last 15 seasons, according to Pro Football Reference.

### MOST TACKLES THROUGH FIRST FOUR YEARS, NFL, DRAFTED FIFTH ROUND-OR-LATER, 2003-17

Rk.	Player (Year)	Total	Solo	Asst.
1.	<b>Telvin Smith (2014-17)*</b>	<b>398</b>	<b>308</b>	<b>90</b>
2.	Gibril Wilson (2004-07)	360	291	69
3.	Antoine Bethea (2006-09)	351	257	94

(\*still has 10 games left in fourth season)

Playing in his fourth NFL season, Smith has produced 398 career tackles, the second-most by a Jaguars player in his first four seasons, according to Pro Football Reference.

### MOST TACKLES IN FIRST FOUR NFL SEASONS IN JAGUARS HISTORY

Rk.	Player (Years)	Total	Solo	Asst.
1.	Jonathan Cyrien (2013-16)	449	339	110
3.	<b>Telvin Smith (2014-17)*</b>	<b>398</b>	<b>308</b>	<b>90</b>
2.	Akin Ayodele (2002-05)	343	274	69
4.	Kevin Hardy (1996-99)	321	273	7

(\*still has 10 games left in fourth season)



## TELVIN TAKEAWAY

In Week 5, LB **Telvin Smith** intercepted Steelers QB **Ben Roethlisberger** and returned it 26 yards for a TD, marking his second pick-six of his career. Smith has registered six career INTs, becoming one of six linebackers in the NFL to register six-plus INTs since 2014.

### MOST INTs, NFL, LBs, 2014 - PRESENT

Rk.	Player (Team)	INTs
1.	C.J. Mosley (BAL)	7
	Thomas Davis (CAR)	7
	Jordan Hick (PHI)	7
	Luke Kuechly (CAR)	7
5.	<b>Telvin Smith (JAX)</b>	<b>6</b>
	Ryan Shazier (PIT)	6

Out of his six INTs, Smith has two INTs for a TD, which only seven linebackers in the NFL have accomplished since 2014.

### MOST INTs FOR A TD BY A LB, NFL, 2014 - PRESENT

Player (Team)	INTs	TD
<b>Telvin Smith (JAX)</b>	<b>6</b>	<b>2</b>
Danny Lansanah (T.B.)	3	2
Karlos Dansby (CLE)	4	2
Lavonte David (T.B.)	4	2
Julius Peppers (G.B.)	2	2
Deion Jones (ATL)	3	2
Bruce Irvin (SEA)	2	2



## TEAMMATES TAKE IN EIGHT

Since Week 15 of 2016 season, LB **Telvin Smith** and CB **Jalen Ramsey** have registered an INT in four of their last nine games, which is tied for the second-most in the NFL. Ramsey and Smith are the only two with pick-sixes among the top five players, and the only pair of teammates in the top-six.

### MOST INTs, NFL, WEEK 15, 2016 - PRESENT

Rk.	Player (Team)	INTs	TD
1.	Micah Hyde (BUF)	6	0
2.	<b>Telvin Smith (JAX)</b>	<b>4</b>	<b>1</b>
	<b>Jalen Ramsey (JAX)</b>	<b>4</b>	<b>1</b>
	Dominique Rodgers-Cromartie (NYG)	4	0
	Ryan Shazier (PIT)	4	0
	Malcolm Butler (N.E.)	4	0



## SMITH STANDS OUT

Since becoming a full-time starter in Week 12 of the 2014 season, LB **Telvin Smith** ranks second in the NFL with 357 tackles, trailing only SEA's **Bobby Wagner** (376).

### MOST TACKLES, NFL, WEEK 12, 2014 - PRESENT

Rk.	Player (Team)	Total	Solo	Asst.
1.	Bobby Wagner (Sea.)	376	222	154
2.	<b>Telvin Smith (Jax.)</b>	<b>357</b>	<b>279</b>	<b>78</b>
3.	Preston Brown (Buf.)	325	71	154
4.	K.J. Wright (Sea.)	305	197	118
5.	Luke Kuechly (Car.)	303	104	99



## CAMPBELL CHARGES ON

DL **Calais Campbell** has recorded 8.0 sacks in 2017, the second-most in the NFL. Campbell is averaging 1.3 sacks per game and is on pace for 21 sacks this season.

### MOST SACKS BY A PLAYER, NFL, 2017

Rk.	Player	Sacks
1.	Demarcus Lawrence (DAL)	8.5
2.	<b>Calais Campbell</b>	<b>8.0</b>
3.	Melvin Ingram (LAC)	7.5
4.	Everson Griffen (MIN)	7.0
5.	Julius Peppers (CAR)	6.5



## CAMPBELL'S CHUNK OF THE QBs

DL **Calais Campbell** totaled 5.0-plus sacks in eight consecutive seasons (dating back to 2009) entering 2017, tied for the NFL's third-longest active streak during which he has totaled 56.5 sacks. Campbell has 8.0 sacks this season and has officially registered his ninth consecutive season with at least 5.0 sacks after Week 4.

### MOST CONSECUTIVE SEASONS WITH 5.0-PLUS SACKS, NFL

Rk.	Player	Seasons (Sacks)
1.	<b>Calais Campbell</b>	<b>9 (64.5)</b>
	Julius Peppers	9 (87.5)
	Cliff Avril	9 (73.0)
3.	Cameron Wake	8 (81.5)
	Clay Matthews	8 (72.5)
	Ahmad Brooks	8 (51.5)



## GLASS HALF FULL

DL **Calais Campbell** totaled 3.5 sacks in the first half of the game against the Texans, the third-most sacks by a single player in a half since 2015, behind OAK's **Khalil Mack** (5.0 in Week 14, 2015) and MIA's **Cameron Wake** (4.0 in Week 6, 2015).

# DEFENSIVE STATISTICS

## CAMPBELL MAKING MOVES IN JAX

In his first game as a Jaguar, DL **Calais Campbell** recorded a career-high 4.0 sacks, which are a single-game franchise record for the Jaguars and the third-most on kickoff weekend in NFL history, trailing only **Derrick Thomas'** 6.0 sacks in 1998 and **William Gay's** 5.5 sacks in 1983.

### MOST SACKS BY A PLAYER IN A GAME IN JAGUARS HISTORY

Player	Date	Sacks
<b>Calais Campbell</b>	<b>9/10/17 at HOU</b>	<b>4.0</b>
Chris Clemons	11/23/14 at IND	3.0
Paul Spicer	9/25/05 at NYJ	3.0
John Henderson	10/6/02 vs. PHI	3.0
Kelvin Prichett	10/5/97 vs. CIN	3.0

## CALAIS CLIMBS THE CHARTS

DL **Calais Campbell** has totaled at least 50 tackles and 5.0 sacks in each of the last seven seasons, the NFL's longest active streak, according to TruMedia. Campbell is also one of five active NFL players to record 50 tackles and 5.0-plus sacks in seven or more seasons. Already registering 8.0 sacks in 2017, Campbell needs 22 more tackles to reach this feat.

### MOST CONSECUTIVE SEASONS WITH 5.0-PLUS SACKS & 50-PLUS TACKLES, NFL

Player	Seasons	Sacks	Tackles
<b>Calais Campbell</b>	<b>7</b>	<b>49.5</b>	<b>425</b>
Ndamukong Suh	3	19.5	186
Whitney Mercilus	3	24.5	155

## TFLs IN THE NFL

DL **Calais Campbell** has totaled 12-plus tackles for loss in seven consecutive seasons (dating back to 2010), the NFL's longest active streak during which he has totaled 107 tackles for loss. Campbell has five tackles for loss so far in 2017.

### MOST CONSECUTIVE SEASONS WITH 12-PLUS TFLs, NFL

Rk.	Player (Team)	Seasons (TFLs)
<b>1.</b>	<b>Calais Campbell (JAX)</b>	<b>7 (81)</b>
2.	Ryan Kerrigan (WAS)	4 (60)
3.	Khalil Mack (OAK)	3 (53)
	Michael Bennett (SEA)	3 (46)

## WELCOME TO THE SACK PARTY

The Jaguars defense recorded 10.0 sacks against the Texans in Week 1, a single-game franchise record. The following players registered sacks: **Calais Campbell** – 4.0; **Yannick Ngakoue** – 2.0; **Lerentee McCray** – 1.5; **Malik Jackson** – 1.0; **Dante Fowler Jr.** – 1.0; **Abry Jones** – 0.5.

### MOST SACKS IN A GAME IN JAGUARS HISTORY

Date	Opponent	Sacks
<b>Sept. 10, 2017</b>	<b>Houston</b>	<b>10.0</b>
Nov. 7, 1999	Atlanta	9.0
Nov. 9, 2008	Detroit	7.0
Sept. 16, 2007	Atlanta	7.0

Since 2014, Jacksonville became only the second team to record 10.0 sacks in one game (Washington, Week 2 of 2014) and just the sixth team to record 9.0 or more sacks in a game.

### MOST SACKS IN A GAME, 2014-PRESENT

Team	Date	Sacks
<b>Jacksonville</b>	<b>Sept. 10, 2017</b>	<b>10.0</b>
San Diego	Dec. 12, 2016	9.0
Arizona	Dec. 27, 2015	9.0
Cleveland	Dec. 13, 2015	9.0
Philadelphia	Nov. 10, 2014	9.0
Washington	Sept. 14, 2014	10.0

## ABRY TIMES THREE

In Week 5 against the Steelers, DL **Abry Jones** recorded five tackles (two solo), 0.5 sack, one QB hit and three PDs, which mark a career-high in PDs and the most by a Jaguars defensive lineman since 2000. In 2017, Jones is one of two DLs to record at least three PDs in a game and one of five to record at least two in a game.

### PASSES DEFENSED BY A DEFENSIVE LINEMAN IN A GAME, NFL, 2017

Rk.	Player (Team)	Date	PDs
1.	Kony Ealy (NYJ)	Oct. 1	4
<b>2.</b>	<b>Abry Jones (JAX)</b>	<b>Oct. 8</b>	<b>3</b>
3.	Corey Liuget (LAC)	Oct. 8	2
	Willie Henry (BAL)	Oct. 8	2
	Michael Brockers (LAR)	Oct. 1	2
	Willie Henry (BAL)	Oct. 1	2

## KEEP IT ON THE DL

Since Week 1 of the 2013 season, DLs **Malik Jackson** (20) and **Calais Campbell** (19) rank in the top 10 in the NFL for passes defended among defensive linemen.

### PASSES DEFENSED BY A DEFENSIVE LINEMAN, NFL, 2013-PRESENT

Rk.	Player	PDs
1.	Carlos Dunlap	27
	J.J. Watt	27
3.	Jason Pierre-Paul	24
	Cameron Jordan	24
<b>5.</b>	<b>Malik Jackson</b>	<b>20</b>
	Ndamukong Suh	20
<b>7.</b>	<b>Calais Campbell</b>	<b>19</b>
	Muhammad Wilkerson	19
9.	Jared Crick	17
	Cameron Heyward	17

## YANNY'S BIG DAY

DE **Yannick Ngakoue** recorded 2.0 sacks and one forced fumble against the Jets in Week 4, marking his second multi-sack game of the season (Week 1 vs. HOU) and his career. Ngakoue is one of five players to record at least 2.0 sacks and one forced fumble in multiple games since 2016. He is the only one to do so in 2017.

### 2.0-PLUS SACKS & AT LEAST ONE FORCED FUMBLE IN A GAME, NFL, 2016-PRESENT

Player	Games
Vic Beasley	4
<b>Yannick Ngakoue</b>	<b>2</b>
Terrell Suggs	2
Khalil Mack	2
Jason Pierre-Paul	2

## SCOOP-AND-SCORE

In Week 4, LB **Myles Jack** recovered a fumble and returned it 81 yards for a TD. Jack's 81-yard fumble return for a TD is the third-longest fumble recovery for a TD in franchise history and the second this season (Week 1 vs. HOU, 53-yards by DE **Dante Fowler Jr.**).

### LONGEST FUMBLE RETURNS FOR A TD IN FRANCHISE HISTORY

Player	Date	Yards
Aaron Beasley	Nov. 8, 1998	90
Donovin Darius	Nov. 1, 1998	83
<b>Myles Jack</b>	<b>Oct. 1, 2017</b>	<b>81</b>
Daryl Smith	Oct. 14, 2007	77
Ainsley Battles	Dec. 3, 2001	60
<b>Dante Fowler Jr.</b>	<b>Sept. 10, 2017</b>	<b>53</b>

# DEFENSIVE STATISTICS

## Des DOMINATION

DEs **Dante Fowler Jr.** and **Yannick Ngakoue** have totaled 9.0 sacks and five forced fumbles so far in 2017. Fowler and Ngakoue are two of six players this season to register at least four sacks and two forced fumbles. Ngakoue leads the league with three forced fumbles, along with Kansas City's **Chris Jones**.

### AT LEAST 4.0 SACKS AND TWO FORCED FUMBLES, NFL, 2017

Player	Team	Sacks	FF
<b>Yannick Ngakoue</b>	Jacksonville	4.0	3
<b>Dante Fowler Jr.</b>	Jacksonville	4.0	2
Demarcus Lawrence	Dallas	8.5	2
Terrell Suggs	Baltimore	4.5	2
Joey Bosa	Los Angeles Chargers	5.5	2
Jason Pierre-Paul	New York Giants	4.5	2

## NGAKOUE MAKING STRIDES

With 2.0 sacks against Jets' QB **Josh McCown** in Week 4, DE **Yannick Ngakoue** has totaled 12.0 sacks in his 22-game career. His 12.0 sacks in 22 games are the second-most by a Jaguars player in franchise history. Teammate **Dante Fowler Jr.** has registered 8.0 sacks in his 22-game career, which ranks the third-most in Jaguars history.

### SACKS THROUGH 22 CAREER GAMES IN FRANCHISE HISTORY

Rk.	Player	Years	Sacks
1.	Tony Brackens	1996-97	13.0
2.	<b>Yannick Ngakoue</b>	2016-17	12.0
3.	<b>Dante Fowler Jr.</b>	2016-17	8.0
	John Henderson	2002-03	8.0
5.	Jeremy Mincey	2007-10	7.0

## GOING TO CHURCH

S **Barry Church** recorded four tackles against Pittsburgh last Sunday. Since 2010, Church has totaled 486 tackles, which ranks ninth among active safeties in the NFL over that span. Church is the only undrafted player in the top 15.

### MOST TACKLES BY AN ACTIVE SAFETY, 2010-17, NFL

Rk.	Player	Games	Tackles	Draft
1.	Eric Weddle	114	672	2007 (37th)
2.	Morgan Burnett	95	644	2010 (71st)
3.	Malcolm Jenkins	110	573	2009 (14th)
4.	Reshad Jones	98	568	2010 (163rd)
5.	Earl Thomas	112	558	2010 (14th)
6.	Kam Chancellor	105	547	2010 (133rd)
7.	Reggie Nelson	114	529	2007 (21st)
8.	Patrick Chung	98	525	2009 (34th)
9.	<b>Barry Church</b>	95	486	---
10.	Antoine Bethea	76	464	2006 (207th)

## NO FLY ZONE

Since 2013, FS **Tashaun Gipson** ranks third in the NFL among safeties with 17 INTs. Gipson recorded two INTs in Week 5 against the Steelers. Gipson also has two INTs for a TD over the past five seasons.

### MOST INTERCEPTIONS BY A SAFETY, NFL, 2013-PRESENT

Rk.	Player	Games	INT	TD
1.	Reggie Nelson	69	19	0
2.	Glover Quin	70	18	2
3.	<b>Tashaun Gipson</b>	62	17	2
4.	Quintin Demps	62	15	0
5.	Kurt Coleman	64	14	2
	Earl Thomas	64	14	0

## RAM-BO'S TERRITORY

According to Pro Football Focus, CB **Jalen Ramsey** has allowed 15 receptions for 178 yards with zero TDs and two INTs for a 35.2 passer rating, while CB **A.J. Bouye** has allowed 14 receptions for 214 yards and zero TDs and two INTs for a 34.3 passer rating.

### JALEN RAMSEY IN 2017, ACCORDING TO PRO FOOTBALL FOCUS:

Receptions:	15
Targets:	35
Rec. Yards	178
TDs Allowed:	0
INTs:	2
Passer Rating:	35.2

### A.J. BOUYE IN 2017, ACCORDING TO PRO FOOTBALL FOCUS:

Receptions:	14
Targets:	38
Rec. Yards	214
TDs Allowed:	0
INTs:	2
Passer Rating:	34.3

## DYNAMIC DUO

Through six games this season, CBs **A.J. Bouye** and **Jalen Ramsey** have become one of the top defensive duos in the NFL. The two currently have totaled 17 PDs, tied for the most among defensive backs

### MOST COMBINED PDs, NFL, 2017

Rk.	Players	Years	PDs
1.	<b>A.J. Bouye, Jalen Ramsey</b>	JAX	17
	Patrick Robinson, Jalen Mills	PHI	17
	Jordan Pryor, Tra'Davious White	BUF	17
4.	Darius Slay, Miles Killebrew	DET	13

## FREE BOUYE

Among undrafted CBs in the NFL, **A.J. Bouye** ranks fourth with 140 tackles (118 solo) since 2014 according to SportsRadar 360.

### MOST TACKLES BY AN UNDRAFTED CB, 2014-PRESENT

Rk.	Player	Games	Tackles
1.	Chris Harris Jr.	53	193
2.	Brent Grimes	51	183
3.	Antwon Blake	47	148
4.	<b>A.J. Bouye</b>	42	140
5.	Nickell Robey	54	139

# LAST TIME IT HAPPENED..



## TEAM

### OVERTIME GAME WON

By Jaguars — Jaguars 23, St. Louis 20, 10/18/09  
By Opponents — at New York Jets 23, Jaguars 20, 10/1/17

### SHUTOUT

By Jaguars — Jaguars 41, New York Jets 0, 10/8/06  
By Opponents — at Seattle 41, Jaguars 0, 10/11/09

### SCORELESS FIRST HALF

By Jaguars — Jaguars 0, Tennessee 27, 10/27/16  
(Final: Tennessee 36, Jacksonville 22)  
By Opponents — Baltimore 0, Jacksonville 23, 9/24/17  
(Final: Jacksonville 44, Houston 7)

### SCORELESS SECOND HALF/OT

By Jaguars — Jaguars 0, Indianapolis 6, 10/4/15  
(Final: Indianapolis 16, Jaguars 13)  
By Opponents — Cleveland 0, Jaguars 17, 10/19/14  
(Final: Jaguars 24, Cleveland 6)

### 400 TOTAL YARDS

By Jaguars — Jaguars vs. Baltimore, 410 yards, 9/24/17  
By Opponents — New York Jets vs. Jaguars, 471, 10/1/17

### 500 TOTAL YARDS

By Jaguars — Jaguars vs. Baltimore, 519 total yards, 9/20/98  
By Opponents — New Orleans vs. Jaguars, 537 total yards, 12/27/15

### 50 POINTS SCORED

By Jaguars — Jaguars vs. Indianapolis, 51 points (51-16), 12/13/15  
By Opponents — New England vs. Jaguars, 51 points (51-17), 9/27/15



## OFFENSE

### 100 YARDS RUSHING

By Jaguars — Leonard Fournette vs. Los Angeles Rams (130 yards), 10/15/17  
By Opponents — Todd Gurley of Los Angeles Rams (116 yards), 10/15/17

### 200 YARDS RUSHING

By Jaguars — Fred Taylor at Pittsburgh (234 yards), 11/19/00  
By Opponents — Chris Johnson of Tennessee (228 yards), 11/1/09

### 300 YARDS PASSING

By Jaguars — Blake Bortles at Indianapolis (301 yards), 1/1/17  
By Opponents — Ben Roethlisberger of Pittsburgh (312 yards), 10/8/17

### 400 YARDS PASSING

By Jaguars — Mark Brunell vs. St. Louis (421 yards), 9/10/00  
By Opponents — Drew Brees of New Orleans (412 yards), 12/27/15

### 100 YARDS RECEIVING

By Jaguars — Allen Robinson vs. Tennessee (147 yards), 12/24/16  
By Opponents — Antonio Brown of Pittsburgh (157 yards), 10/8/17

### 200 YARDS RECEIVING

By Jaguars — Justin Blackmon at Houston (236 yards), 11/18/12  
By Opponents — Josh Gordon of Cleveland (261 yards), 12/01/13

### 100 YARDS RUSHING IN A HALF

By Jaguars — Leonard Fournette at Pittsburgh (142 in 2nd half), 10/8/17  
By Opponents — Bilal Powell of New York Jets (120 in 1st half), 10/1/17

### TWO 100-YARD RUSHERS IN SAME GAME

By Jaguars — R. Jennings (109 yards) & M. Jones-Drew (101 yards) vs. Oakland, 12/12/10  
By Opponents — None



## OFFENSE

### 100 YARDS RECEIVING IN A HALF

By Jaguars — Allen Robinson vs. Tennessee (103 in 1st half), 12/24/16  
By Opponents — Brandin Cooks of New Orleans (107 in 1st half), 12/27/15

### TWO 100-YARD RECEIVERS IN SAME GAME

By Jaguars — A. Robinson (151 yards, TD) & A. Hurns (106 yards, 2 TDs) at New Orleans, 12/27/15  
By Opponents — R. Matthews (115 yards) & J. Landry (110 yards) of Miami, 9/20/15

### THREE TOUCHDOWNS IN A GAME

By Jaguars — Marcedes Lewis (3 receiving) vs. Baltimore, 9/24/17  
By Opponents — LaGarrette Blount (3 rushing) of New England, 9/28/15

### FOUR TOUCHDOWNS IN A GAME

By Jaguars — Maurice Jones-Drew (2 rushing, 2 receiving) vs. Tampa Bay, 12/11/11  
By Opponents — None

### 30 COMPLETIONS IN A GAME

By Jaguars — Blake Bortles vs. Houston (32-of-49 passes), 11/13/16  
By Opponents — Ben Roethlisberger of Pittsburgh (33-of-55 passes), 10/8/17

### THREE TOUCHDOWN PASSES

By Jaguars — Blake Bortles vs. Baltimore, 9/24/17  
By Opponents — Philip Rivers of San Diego, 9/18/16

### FOUR TOUCHDOWN PASSES

By Jaguars — Blake Bortles vs. Baltimore, 9/24/17  
By Opponents — Philip Rivers of San Diego, 9/18/16

### FIVE TOUCHDOWN PASSES

By Jaguars — Blake Bortles at Tennessee, 12/6/15  
By Opponents — Drew Brees of New Orleans, 12/27/15

### TWO TOUCHDOWN RECEPTIONS

By Jaguars — Marcedes Lewis vs. Baltimore, 9/24/17  
By Opponents — Travis Benjamin of San Diego, 9/18/16

### THREE TOUCHDOWN RECEPTIONS

By Jaguars — Marcedes Lewis vs. Baltimore, 9/24/17  
By Opponents — Randy Moss of New England, 12/27/09

### TWO TOUCHDOWNS RUSHING

By Jaguars — Leonard Fournette at Pittsburgh, 10/8/17  
By Opponents — LeSean McCoy of Buffalo, 11/27/16

### THREE TOUCHDOWNS RUSHING

By Jaguars — Maurice Jones-Drew vs. St. Louis, 10/18/09  
By Opponents — LeGarrette Blount of New England, 9/27/15

### TD PASS BY NON-QB

By Jaguars — Marqise Lee (20 yards) vs. Tennessee, 12/24/16  
By Opponents — Willie Davis (22 yards) of Tennessee Oilers, 11/16/97

# LAST TIME IT HAPPENED..



## DEFENSE

### INTERCEPTED PASS RETURNED FOR A TOUCHDOWN

By Jaguars — Barry Church (51 yards) & Telvin Smith (28 yards) at Pittsburgh, 10/8/17  
By Opponents — Rafael Bush of Detroit (39 yards), 11/20/16

### FUMBLE RETURNED FOR A TOUCHDOWN

By Jaguars — Myles Jack at New York Jets (81 yards), 10/1/17  
By Opponents — Wesley Woodyard of Tennessee (3 yards), 12/6/15

### TWO FORCED FUMBLES

By Jaguars — Yannick Ngakoue at Houston, 9/10/17  
By Opponents — John Abraham of Atlanta, 12/15/11

### TWO SACKS

By Jaguars — Calais Campbell (2.0) vs. Los Angeles Rams, 10/15/17  
By Opponents — Marcell Dareus of Buffalo (2.0), 11/27/16

### THREE SACKS

By Jaguars — Calais Campbell at Houston (4.0), 9/10/17  
By Opponents — W. Mercilus (3.5) & J. Watt of Houston (3.0), 1/3/16

### FOUR SACKS

By Jaguars — Calais Campbell at Houston (4.0), 9/10/17  
By Opponents — Ryan Kerrigan of Washington (4.0), 9/14/14

### ONE INTERCEPTION

By Jaguars — B. Church, T. Gipson (2), T. Smith, & J. Ramsey at Pittsburgh, 10/8/17  
By Opponents — Cody Davis of Los Angeles Rams, 10/15/17

### TWO INTERCEPTIONS

By Jaguars — Tashaun Gipson at Pittsburgh, 10/8/17  
By Opponents — Casey Hayward of San Diego, 9/18/16

### SAFETY

By Jaguars — Holding penalty on Dallas' K. Wilber enforced in the end zone, 11/9/14  
By Opponents — J.J. Watt of Houston (Sacked QB B. Bortles in the end zone), 12/29/14

### FOUR PASSES DEFENSED

By Jaguars — Jalen Ramsey at Pittsburgh, 10/8/17  
By Opponents — Johnathan Joseph of Houston, 1/3/16



## SPECIAL TEAMS

### FIVE FIELD GOALS

By Jaguars — Josh Scobee at Buffalo, 10/10/10  
By Opponents — Jeff Reed of Pittsburgh, 12/1/02 (six field goals)

### 55-YARD FIELD GOAL

By Jaguars — Jason Myers vs. Tennessee (56 yards), 12/24/16  
By Opponents — Blair Walsh of Minnesota (55 yards), 9/9/12

### 50-YARD FIELD GOAL

By Jaguars — Jason Myers vs. Tennessee (50 & 56 yards), 12/24/16  
By Opponents — Cairo Santos of Kansas City (51 yards), 11/6/16

### KICKOFF RETURN FOR A TOUCHDOWN

By Jaguars — Marqise Lee at Houston (100 yards), 12/18/16  
By Opponents — Pharoh Cooper of Los Angeles Rams (103 yards), 10/15/17

### PUNT RETURN FOR A TOUCHDOWN

By Jaguars — Rashad Greene Sr. (73 yards) vs. Indianapolis, 12/13/15  
By Opponents — Andre Roberts of Detroit (55 yards), 11/20/16

### BLOCKED FIELD GOAL ATTEMPT

By Jaguars — Tyson Alualu at New Orleans (Kai Forbath), 9/27/15  
By Opponents — Linval Joseph of Minnesota (Jason Myers), 12/11/16

### BLOCKED FIELD GOAL RETURNED FOR A TOUCHDOWN

By Jaguars — Chris Hudson (58 yards) vs. Pittsburgh, 9/22/97  
By Opponents — Antrel Rolle of Arizona (83 yards), 9/20/09

### BLOCKED PUNT RETURNED FOR A TOUCHDOWN

By Jaguars — Mike Harris (19 yards) at Tennessee, 12/30/12  
By Opponents — Malcolm Brown (8 yards) of Los Angeles Rams, 10/15/17

### BLOCKED PUNT

By Jaguars — Dan Skuta at Indianapolis (Pat McAfee), 1/1/17  
By Opponents — Cory Littleton of Los Angeles Rams (Brad Nortman), 10/15/17

### BLOCKED EXTRA POINT

By Jaguars — Tony Brackens vs. Cincinnati (Doug Pelfrey), 10/5/97  
By Opponents — Bernard Pollard of Tennessee (Josh Scobee), 12/22/13

### MISSED EXTRA POINT

By Jaguars — Jason Myers at Pittsburgh, 10/8/17  
By Opponents — Kai Forbath of Minnesota, 12/11/16

### TWO-POINT CONVERSION MADE

By Jaguars — B. Bortles pass to A. Robinson vs. Houston, 11/13/16  
By Opponents — L. McCoy of Buffalo run, 11/27/16

### TWO-POINT CONVERSION FAILED

By Jaguars — Blake Bortles at New Orleans (pass failed), 12/27/15  
By Opponents — Joe Flacco of Baltimore (pass failed), 11/15/15

### RECOVERED OWN ONSIDE KICK

By Jaguars — at Baltimore (J. Cyprien), 12/14/14  
By Opponents — vs. Houston (Q. Demps), 12/27/11









# **ROSTER INFORMATION**

**REGULAR SEASON WEEK 7 AT INDIANAPOLIS COLTS**

# JAGUARS 2017 ALPHABETICAL ROSTER

NO	NAME	POS	HT	WT	DOB	AGE	EXP	COLLEGE	HOMETOWN	HOW ACQ
99	Ankou, Eli	DT	6-3	325	6/8/94	23	R	UCLA	Ottawa, Ontario, Can	W (Hou.)-'17
17	Benn, Arrelious	WR	6-2	228	9/8/88	29	7	Illinois	Washington, D.C.	FA-'16
40	Bohanon, Tommy	FB	6-1	246	9/10/90	27	4	Wake Forest	Fort Myers, Fla.	FA-'17
5	Bortles, Blake	QB	6-5	236	4/28/92	25	4	Central Florida	Oviedo, Fla.	D1-'14
21	Bouye, A.J.	CB	6-0	191	8/16/91	26	5	Central Florida	Tucker, Ga.	UFA (Hou.)-'17
53	Brown, Blair	LB	6-0	238	5/27/94	23	R	Ohio	Moreno Valley, Calif.	D5-'17
93	Campbell, Calais	DL	6-8	300	9/1/86	31	10	Miami (Fla.)	Aurora, Co.	UFA (Ari.)-'17
60	Cann, A.J.	OL	6-3	315	10/23/91	25	3	South Carolina	Bamberg, S.C.	D3-'15
42	Church, Barry	S	6-2	218	2/11/88	29	8	Toledo	Pittsburgh, Pa.	UFA (Dal.)-'17
84	Cole, Keelan	WR	6-1	194	4/20/93	24	R	Kentucky Wesleyan	Louisville, Ky.	FA-'17
22	Colvin, Aaron	CB	6-0	193	10/2/91	26	4	Oklahoma	Tulsa, Okla.	D4-'14
92	Day, Sheldon	DT	6-1	294	7/1/94	23	2	Notre Dame	Indianapolis, Ind.	D4-'16
27	Fournette, Leonard	RB	6-0	228	1/18/95	22	R	Louisiana State	New Orleans, La.	D1-'17
56	Fowler Jr., Dante	DE	6-3	255	8/3/94	23	3	Florida	St. Petersburg, Fla.	D1-'15
39	Gipson, Tashaun	S	5-11	212	8/7/90	27	6	Wyoming	Dallas, Texas	UFA (Cle.)-'16
30	Grant, Corey	RB	5-11	203	12/19/91	25	3	Auburn	Opelika, Ala.	FA-'15
7	Henne, Chad	QB	6-3	222	7/2/85	32	10	Michigan	Wyomissing, Pa.	UFA (Mia.)-'12
88	Hurns, Allen	WR	6-3	201	11/12/91	25	4	Miami (Fla.)	Miami, Fla.	FA-'14
33	Ivory, Chris	RB	6-0	223	3/22/88	29	8	Tiffin	Longview, Texas	UFA (NYJ.)-'16
44	Jack, Myles	LB	6-1	244	9/3/95	22	2	UCLA	Scottsdale, Ariz.	D2-'16
97	Jackson, Malik	DL	6-5	290	1/11/90	27	6	Tennessee	Van Nuys, Calif.	UFA (Den.)-'16
95	Jones, Abry	DT	6-4	318	9/8/91	26	5	Georgia	Warner Robins, Ga.	FA-'13
83	Koyack, Ben	TE	6-5	258	4/9/93	24	2	Notre Dame	Oil City, Pa.	D7-'15
4	Lambo, Josh	K	6-0	215	11/19/90	26	3	Texas A&M	Lansing, Mich.	FA-'17
11	Lee, Marqise	WR	6-0	196	11/25/91	25	4	Southern California	Inglewood, Calif.	D2-'14
89	Lewis, Mercedes	TE	6-6	267	5/19/84	33	12	UCLA	Long Beach, Calif.	D1-'06
65	Linder, Brandon	OL	6-6	315	1/25/92	25	4	Miami (Fla.)	Southwest Ranches, Fla.	D3-'14
19	McCaffrey, Max	WR	6-2	200	5/17/94	23	1	Duke	Highlands Ranch, Co.	PS (N.O.)-'17
55	McCray, Lerentee	LB	6-3	249	8/26/90	27	5	Florida	Ocala, Fla.	UFA (Buf.)-'17
31	Myrick, Jalen	CB	5-11	200	2/27/95	22	R	Minnesota	Bloomington, Ga.	D7a-'17
91	Ngakoue, Yannick	DE	6-2	246	3/31/95	22	2	Maryland	Bowie, Md.	D3-'16
3	Nortman, Brad	P	6-2	214	9/12/89	28	6	Wisconsin	Brookfield, Wis.	UFA (Car.)-'16
77	Onameh, Patrick	OL	6-4	327	12/29/89	27	5	Michigan	Columbus, Ohio	FA-'16
80	O'Shaughnessy, James	TE	6-4	245	1/14/92	25	3	Illinois State	Naperville, Ill.	W (N.E.)-'17
43	Overton, Matt	LS	6-1	243	7/6/85	32	6	Western Washington	San Leandro, Calif	FA-'17
78	Parnell, Jermey	OL	6-6	326	7/20/86	31	7	Mississippi	Blytheville, Ark.	UFA (Dal.)-'15
23	Patmon, Tyler	CB	5-10	188	1/26/91	26	3	Oklahoma State	Round Rock, Texas	FA-'17
52	Payne, Donald	LB	5-11	217	7/12/94	23	R	Stetson University	Fayetteville, Ga.	W (Bal.)-'17
29	Pitts, Lafayette	CB	5-11	195	9/24/92	25	2	Pittsburgh	Duquesne, Pa.	W (Mia.)-'17
75	Poehls, William	OL	6-8	344	11/27/91	25	1	Montana	Chandler, Ariz.	W (Chi.)-'17
51	Posluszny, Paul	LB	6-2	232	10/10/84	33	11	Penn State	Aliquippa, Pa.	UFA (Buf.)-'11
20	Ramsey, Jalen	CB	6-1	208	10/24/94	22	2	Florida State	Smyrna, Tenn.	D1-'16
64	Reed, Chris	OL	6-5	310	7/22/92	25	2	Minnesota State	Omaha, Neb.	FA-'17
74	Robinson, Cam	OL	6-6	320	10/9/95	22	R	Alabama	Monroe, La.	D2-'17
69	Shatley, Tyler	OL	6-3	310	5/5/91	26	3	Clemson	Icard, N.C.	FA-'14
50	Smith, Telvin	LB	6-3	215	4/11/91	26	4	Florida State	Valdosta, Ga.	D5a-'14
94	Smoot, Dawuane	DE	6-3	264	3/2/95	22	R	Illinois	Groveport, Ohio	D3-'17
10	Strong, Jaelen	WR	6-2	220	1/25/94	23	3	Arizona State	Philadelphia, Pa.	W (Hou.)-'17
25	Thompson, Peyton	S	5-10	184	9/26/90	27	3	San Jose State	Sacramento, Calif.	FA-'14
73	Walker, Josh	OL	6-5	330	6/2/91	26	3	Middle Tennessee State	Spring City, Ten.	FA-'17
72	Wells, Josh	OL	6-6	306	2/14/91	26	3	James Madison	Mechanicsville, Va.	FA-'14
26	Wilson, Jarrod	S	6-2	210	2/9/94	23	2	Michigan	Akron, Ohio	FA-'16
24	Yeldon, T.J.	RB	6-1	223	10/2/93	24	3	Alabama	Daphne, Ala.	D2-'15

Head Coach: Doug Marrone

Assistants: Joe DeCamillis (Special Teams Coordinator), Nathaniel Hackett (Offensive Coordinator), Tom Myslinski (Strength and Conditioning Coordinator), Todd Wash (Defensive Coordinator), Mark Collins (Linebackers Coach), Joe Danna (Assistant Secondary Coach), John Donovan (Offensive Quality Control Coach), Perry Fewell (Secondary Coach), Pat Flaherty (Offensive Line Coach), Marion Hobby (Defensive Line Coach), Jess Langvardt (Strength and Conditioning Associate), Mike Mallory (Assistant Special Teams Coordinator), Keenan McCardell (Wide Receivers Coach), Ron Middleton (Tight Ends/Assistant Special Teams Coach), Scott Milanovich (Quarterbacks Coach), Eric Price (Offense-Research), Jason Rebrovich (Assistant Defensive Line Coach), Mike Rutenberg (Defensive Assistant), Cedric Scott (Assistant Strength and Conditioning Coach), Tony Sparano Jr. (Assistant Offensive Line Coach), Tyrone Wheatley (Running Backs Coach).

# JAGUARS 2017 NUMERICAL ROSTER

10/17/2017

NO	NAME	POS	HT	WT	DOB	AGE	EXP	COLLEGE	HOMETOWN	HOW ACQ
3	Brad Nortman	P	6-2	214	9/12/89	28	6	Wisconsin	Brookfield, Wis.	UFA (Car.)-'16
4	Josh Lambo	K	6-0	215	11/19/90	26	3	Texas A&M	Lansing, Mich.	FA-'17
5	Blake Bortles	QB	6-5	236	4/28/92	25	4	Central Florida	Oviedo, Fla.	D1-'14
7	Chad Henne	QB	6-3	222	7/2/85	32	10	Michigan	Wyomissing, Pa.	UFA (Mia.)-'12
10	Jaelen Strong	WR	6-2	220	1/25/94	23	3	Arizona State	Philadelphia, Pa.	W (Hou.)-'17
11	Marqise Lee	WR	6-0	196	11/25/91	25	4	Southern California	Inglewood, Calif.	D2-'14
17	Arrelious Benn	WR	6-2	228	9/8/88	29	7	Illinois	Washington, D.C.	FA-'16
19	Max McCaffrey	WR	6-2	200	5/17/94	23	1	Duke	Highlands Ranch, Co.	PS (N.O.)-'17
20	Jalen Ramsey	CB	6-1	208	10/24/94	22	2	Florida State	Smyrna, Tenn.	D1-'16
21	A.J. Bouye	CB	6-0	191	8/16/91	26	5	Central Florida	Tucker, Ga.	UFA (Hou.)-'17
22	Aaron Colvin	CB	6-0	193	10/2/91	26	4	Oklahoma	Tulsa, Okla.	D4-'14
23	Tyler Patmon	CB	5-10	188	1/26/1991	26	3	Oklahoma State	Round Rock, Texas	FA-'17
24	T.J. Yeldon	RB	6-1	223	10/2/93	24	3	Alabama	Daphne, Ala.	D2-'15
25	Peyton Thompson	S	5-10	184	9/26/90	27	3	San Jose State	Sacramento, Calif.	FA-'14
26	Jarrod Wilson	S	6-2	210	1/23/94	23	2	Michigan	Akron, Ohio	FA-'16
27	Leonard Fournette	RB	6-0	228	1/18/95	22	R	Louisiana State	New Orleans, La.	D1-'17
29	Lafayette Pitts	CB	5-11	195	9/24/92	25	2	Pittsburgh	Duquesne, Pa.	W (Mia.)-'17
30	Corey Grant	RB	5-11	203	12/19/91	25	3	Auburn	Opelika, Ala.	FA-'15
31	Jalen Myrick	CB	5-11	200	2/27/95	22	R	Minnesota	Bloomington, Ga.	D7a-'17
33	Chris Ivory	RB	6-0	223	3/22/88	29	8	Tiffin	Longview, Texas	UFA (NYJ.)-'16
39	Tashaun Gipson	S	5-11	212	8/7/90	27	6	Wyoming	Dallas, Texas	UFA (Cle.)-'16
40	Tommy Bohanon	FB	6-1	246	9/10/90	27	4	Wake Forest	Fort Myers, Fla.	FA-'17
42	Barry Church	S	6-2	218	2/11/88	29	8	Toledo	Pittsburgh, Pa.	UFA (Dal.)-'17
43	Matt Overton	LS	6-1	243	7/6/85	32	6	Western Washington	San Leandro, Calif.	FA-'17
44	Myles Jack	LB	6-1	244	9/3/95	22	2	UCLA	Scottsdale, Ariz.	D2-'16
50	Telvin Smith	LB	6-3	215	4/11/91	26	4	Florida State	Valdosta, Ga.	D5a-'14
51	Paul Posluszny	LB	6-2	232	10/10/84	33	11	Penn State	Aliquippa, Pa.	UFA (Buf.)-'11
52	Donald Payne	LB	5-11	217	7/12/94	23	R	Stetson University	Fayetteville, Ga.	W (Bal.)-'17
53	Blair Brown	LB	6-0	238	5/27/94	23	R	Ohio	Moreno Valley, Calif.	D5-'17
55	Lerentee McCray	LB	6-3	249	8/26/90	27	5	Florida	Ocala, Fl.	UFA (Buf.)-'17
56	Dante Fowler Jr.	DE	6-3	255	8/3/94	23	3	Florida	St. Petersburg, Fla.	D1-'15
60	A.J. Cann	OL	6-3	325	10/23/91	25	3	South Carolina	Bamberg, S.C.	D3-'15
64	Chris Reed	OL	6-5	310	7/22/92	25	2	Minnesota State	Omaha, Neb.	FA-'17
65	Brandon Linder	OL	6-6	315	1/25/92	25	4	Miami (Fla.)	Southwest Ranches, Fla.	D3-'14
69	Tyler Shatley	OL	6-3	310	5/5/91	26	3	Clemson	Icard, N.C.	FA-'14
72	Josh Wells	OL	6-6	306	2/14/91	26	3	James Madison	Mechanicsville, Va.	FA-'14
73	Josh Walker	OL	6-5	330	6/2/91	26	3	Middle Tennessee State	Spring City, Ten.	FA-'17
74	Cam Robinson	OL	6-6	320	10/9/95	22	R	Alabama	Monroe, La.	D2-'17
75	William Poehls	OL	6-8	344	11/27/91	25	1	Montana	Chandler, Ariz.	W (Chi.)-'17
77	Patrick Omameh	OL	6-4	327	12/29/89	27	5	Michigan	Columbus, Ohio	FA-'16
78	Jermey Parnell	OL	6-6	326	7/20/86	31	7	Mississippi	Blytheville, Ark.	UFA (Dal.)-'15
80	James O'Shaughnessy	TE	6-4	245	1/14/1992	25	3	Illinois State	Naperville, Ill.	W (N.E.)-'17
83	Ben Koyack	TE	6-5	258	4/9/93	24	2	Notre Dame	Oil City, Pa.	D7-'15
84	Keelan Cole	WR	6-1	194	4/20/93	24	R	Kentucky Wesleyan	Louisville, Ky.	FA-'17
88	Allen Hurns	WR	6-3	201	11/12/91	25	4	Miami (Fla.)	Miami, Fla.	FA-'14
89	Mercedes Lewis	TE	6-6	267	5/19/84	33	12	UCLA	Long Beach, Calif.	D1-'06
91	Yannick Ngakoue	DE	6-2	246	3/31/95	22	2	Maryland	Bowie, Md.	D3-'16
92	Sheldon Day	DT	6-1	294	7/1/94	23	2	Notre Dame	Indianapolis, Ind.	D4-'16
93	Calais Campbell	DL	6-8	300	9/1/86	31	10	Miami (Fla.)	Aurora, Co.	UFA (Ari.)-'17
94	Dawuane Smoot	DE	6-3	264	3/2/95	22	R	Illinois	Groveport, Ohio	D3-'17
95	Abry Jones	DT	6-4	318	9/8/91	26	5	Georgia	Warner Robins, Ga.	FA-'13
97	Malik Jackson	DL	6-5	290	1/11/90	27	6	Tennessee	Van Nuys, Calif.	UFA (Den.)-'16
99	Eli Ankou	DT	6-3	325	6/8/94	23	R	UCLA	Ottawa, Ontario, Can	W (Hou.)-'17

## Practice Squad

18	Larry Pinkard	WR	6-0	196	2/25/92	25	1	Old Dominion	Washington, D.C.	P.S. -'17
34	Charlie Miller	S	6-1	190	5/15/94	23	R	Dartmouth	Shoreview, Minn.	P.S. -'17
38	Brandon Wilds	RB	6-0	220	7/22/93	24	1	South Carolina	Chapin, S.C.	P.S.-'17
59	Carroll Phillips	DE	6-3	242	9/2/92	25	R	Illinois	Miami, Fla.	P.S. -'17
68	Norman Price	OL	6-4	311	8/24/94	23	1	Southern Mississippi	Vicksburg, MS	P.S. -'17
79	Hunter Dimick	DE	6-3	268	10/29/93	23	R	Utah	Syracuse, Utah	P.S. -'17
85	Jaydon Mickens	WR	5-11	170	4/21/94	23	1	Washington	Los Angeles, Calif.	P.S. -'17
86	David Grinnage	TE	6-5	265	2/24/94	23	1	North Carolina State	Newark, De.	P.S. -'17
90	Darius Kilgo	DT	6-3	319	12/14/91	25	3	Maryland	Washington, D.C.	P.S. -'17
98	Marcus Hardison	DT	6-3	310	2/14/92	25	3	Arizona State	Natchitoches, La.	P.S. -'17

# JAGUARS BY EXPERIENCE

NO	NAME	POS	HT	WT	DOB	AGE	EXP	COLLEGE	HOMETOWN
<b>12th Year (1)</b>									
89	Lewis, Marcedes	TE	6-6	280	5/19/84	33	12	UCLA	Long Beach, Calif.
<b>11th Year (1)</b>									
51	Posluszny, Paul	LB	6-2	232	10/10/84	33	11	Penn State	Aliquippa, Pa.
<b>10th Year (2)</b>									
93	Campbell, Calais	DL	6-8	300	9/1/86	31	10	Miami (Fla.)	Aurora, Co.
7	Henne, Chad	QB	6-3	222	7/2/85	32	10	Michigan	Wyomissing, Pa.
<b>8th Year (2)</b>									
42	Church, Barry	S	6-2	218	2/11/88	29	8	Toledo	Pittsburgh, Pa.
33	Ivory, Chris	RB	6-0	223	3/22/88	29	8	Tiffin	Longview, Texas
<b>7th Year (2)</b>									
17	Benn, Arrelious	WR	6-2	228	9/8/88	29	7	Illinois	Washington, D.C.
78	Parnell, Jerme	OT	6-6	326	7/20/86	31	7	Mississippi	Blytheville, Ark.
<b>6th Year (4)</b>									
39	Gipson, Tashaun	S	5-11	212	8/7/90	27	6	Wyoming	Dallas, Texas
97	Jackson, Malik	DL	6-5	290	1/11/90	27	6	Tennessee	Van Nuys, Calif.
3	Nortman, Brad	P	6-2	214	9/12/89	28	6	Wisconsin	Brookfield, Wis.
43	Overton, Matt	LS	6-1	243	7/6/85	32	6	Western Washington	San Leandro, Calif.
<b>5th Year (5)</b>									
21	Bouye, A.J.	CB	6-0	191	8/16/91	26	5	Central Florida	Tucker, Ga.
95	Jones, Abry	DT	6-4	318	9/8/91	26	5	Georgia	Warner Robins, Ga.
55	McCray, Lerentee	LB	6-3	249	8/26/90	27	5	Florida	Ocala, Fla.
77	Omameh, Patrick	OL	6-4	327	12/29/89	27	5	Michigan	Columbus, Ohio
<b>4th Year (7)</b>									
40	Bohanon, Tommy	FB	6-1	246	9/10/90	27	4	Wake Forest	Fort Myers, Fla.
5	Bortles, Blake	QB	6-5	236	4/28/92	25	4	Central Florida	Oviedo, Fla.
22	Colvin, Aaron	CB	6-0	193	10/2/91	26	4	Oklahoma	Tulsa, Okla.
88	Hurns, Allen	WR	6-3	201	11/12/91	25	4	Miami (Fla.)	Miami, Fla.
11	Lee, Marqise	WR	6-0	196	11/25/91	25	4	Southern California	Inglewood, Calif.
65	Linder, Brandon	OL	6-6	315	1/25/92	25	4	Miami (Fla.)	Southwest Ranches, Fla.
50	Smith, Telvin	LB	6-3	215	4/11/91	26	4	Florida State	Valdosta, Ga.
<b>3rd Year (11)</b>									
60	Cann, A.J.	OL	6-2	325	10/23/91	25	3	South Carolina	Bamberg, S.C.
56	Fowler Jr., Dante	DE	6-3	255	8/3/94	23	3	Florida	St. Petersburg, Fla.
30	Grant, Corey	RB	5-11	203	12/19/91	25	3	Auburn	Opelika, Ala.
4	Lambo, Josh	K	6-0	215	11/19/90	26	3	Texas A&M	Lansing, Mich.
80	O'Shaughnessy, James	TE	6-4	245	1/14/92	25	3	Illinois State	Naperville, Ill.
23	Patmon, Tyler	CB	5-10	188	1/26/91	26	3	Oklahoma State	Round Rock, Texas
69	Shatley, Tyler	OL	6-3	310	5/5/91	26	3	Clemson	Icard, N.C.
10	Strong, Jaelen	WR	6-2	220	1/25/94	23	3	Arizona State	Philadelphia, Pa.
25	Thompson, Peyton	S	6-0	196	9/26/90	27	3	San Jose State	Sacramento, Calif.
73	Walker, Josh	OL	6-5	330	6/2/91	26	3	Middle Tennessee State	Spring City, Ten.
72	Wells, Josh	OL	6-6	306	2/14/91	26	3	James Madison	Mechanicsville, Va.
24	Yeldon, T.J.	RB	6-1	223	10/2/93	24	3	Alabama	Daphne, Ala.
<b>2nd Year (7)</b>									
92	Day, Sheldon	DT	6-1	294	7/1/94	23	2	Notre Dame	Indianapolis, Ind.
44	Jack, Myles	LB	6-1	244	9/3/95	22	2	UCLA	Scottsdale, Ariz.
83	Koyack, Ben	TE	6-5	258	4/9/93	24	2	Notre Dame	Oil City, Pa.
91	Ngakoue, Yannick	DE	6-2	246	3/31/95	22	2	Maryland	Bowie, Md.
29	Pitts, Lafayette	CB	5-11	195	9/24/92	25	2	Pittsburgh	Duquesne, Pa.
20	Ramsey, Jalen	CB	6-1	208	10/24/94	22	2	Florida State	Smyrna, Tenn.
64	Reed, Chris	OL	6-5	310	7/22/92	25	2	Minnesota State	Omaha, Neb.
26	Wilson, Jarrod	S	6-2	210	2/9/94	23	2	Michigan	Arkon, Ohio
<b>1st Year (1)</b>									
19	McCaffrey, Max	WR	6-2	200	5/17/94	23	1	Duke	Highlands Ranch, Co.
75	Poehls, William	OL	6-8	344	11/27/92	24	1	Montana	Chandler, Ariz.
<b>Rookies (9)</b>									
99	Ankou, Eli	DT	6-3	325	6/8/94	23	R	UCLA	Ottawa, Ontario, Can.
53	Brown, Blair	LB	6-0	238	5/27/94	23	R	Ohio	Moreno Valley, Calif.
84	Cole, Keelan	WR	6-1	194	4/20/93	24	R	Kentucky Wesleyan	Louisville, Ky.
27	Fournette, Leonard	RB	6-0	228	1/18/95	22	R	Louisiana State	New Orleans, La.
31	Myrick, Jalen	CB	5-11	200	2/27/95	22	R	Minnesota	Bloomington, Ga.
52	Payne, Donald	LB	5-11	217	7/12/94	23	R	Stetson University	Fayetteville, Ga.
74	Robinson, Cam	OL	6-6	320	10/9/95	22	R	Alabama	Monroe, La.
94	Smoot, Dawuane	DE	6-3	264	3/21/95	22	R	Illinois	Groveport, Ohio

# JAGUARS BY POSITION

53

## OFFENSE 26

### 2 QUARTERBACKS

NO	NAME	POS	HT	WT	EXP	COLLEGE
5	Bortles, Blake	QB	6-5	236	4	Central Florida
7	Henne, Chad	QB	6-3	222	10	Michigan

### 5 RUNNING BACKS

24	Yeldon, T.J.	RB	6-1	223	3	Alabama
27	Fournette, Leonard	RB	6-0	228	R	Louisiana State
30	Grant, Corey	RB	5-11	203	3	Auburn
33	Ivory, Chris	RB	6-0	223	8	Tiffin
40	Bohanon, Tommy	FB	6-1	246	4	Wake Forest

### 6 WIDE RECEIVERS

10	Strong, Jaelen	WR	6-2	220	3	Arizona State
11	Lee, Marqise	WR	6-0	196	4	Southern California
17	Benn, Arrelious	WR	6-2	228	7	Illinois
19	McCaffrey, Max	WR	6-2	200	1	Highlands Ranch, Co.
84	Cole, Keelan	WR	6-1	194	R	Kentucky Wesleyan
88	Hurns, Allen	WR	6-3	201	4	Miami (Fla.)

### 3 TIGHT ENDS

80	O'Shaughnessy, James	TE	6-4	245	3	Illinois State
83	Koyack, Ben	TE	6-5	258	2	Notre Dame
89	Lewis, Mercedes	TE	6-6	280	12	UCLA

### 10 OFFENSIVE LINEMEN

60	Cann, A.J.	OL	6-3	325	3	South Carolina
64	Reed, Chris	OL	6-5	310	2	Minnesota State
65	Linder, Brandon	OL	6-6	315	4	Miami (Fla.)
69	Shatley, Tyler	OL	6-3	310	3	Clemson
72	Wells, Josh	OL	6-6	306	3	James Madison
73	Walker, Josh	OL	6-5	330	3	Middle Tennessee State
74	Robinson, Cam	OL	6-6	320	R	Alabama
75	Poehls, William	OL	6-8	344	1	Montana
77	Omameh, Patrick	OL	6-4	327	5	Michigan
78	Parnell, Jerme	OL	6-6	326	7	Mississippi

## SPECIAL TEAMS 3

### 3 KICKERS/SPECIALISTS

4	Lambo, Josh	K	6-0	215	3	Texas A&M
3	Nortman, Brad	P	6-2	214	6	Wisconsin
43	Overton, Matt	LS	6-1	243	6	Western Washington

## DEFENSE 24

### 8 DEFENSIVE LINEMEN

56	Fowler, Jr., Dante	DE	6-3	255	3	Florida
91	Ngakoue, Yannick	DE	6-2	246	2	Maryland
92	Day, Sheldon	DT	6-1	294	2	Notre Dame
93	Campbell, Calais	DL	6-8	300	10	Miami (Fla.)
94	Smoot, Dawuane	DE	6-3	264	R	Illinois
95	Jones, Abry	DT	6-4	318	5	Georgia
97	Jackson, Malik	DL	6-5	290	6	Tennessee
99	Ankou, Eli	DT	6-3	325	R	UCLA

### 6 LINEBACKERS

44	Jack, Myles	LB	6-1	244	2	UCLA
50	Smith, Telvin	LB	6-3	215	4	Florida State
51	Posluszny, Paul	LB	6-2	232	11	Penn State
52	Payne, Donald	LB	5-11	217	R	Stetson University
53	Brown, Blair	LB	6-0	238	R	Ohio
55	McCray, Lerentee	LB	6-3	249	5	Florida

### 10 DEFENSIVE BACKS

20	Ramsey, Jalen	CB	6-1	208	2	Florida State
21	Bouye, A.J.	CB	6-0	191	5	Central Florida
22	Colvin, Aaron	CB	6-0	193	4	Oklahoma
23	Patmon, Tyler	CB	5-10	188	3	Oklahoma State
25	Thompson, Peyton	S	5-10	184	3	San Jose State
26	Wilson, Jarrod	S	6-2	210	2	Michigan
29	Pitts, Lafayette	CB	5-11	195	2	Pittsburgh
31	Myrick, Jalen	CB	5-11	200	R	Minnesota
39	Gipson, Tashaun	S	5-11	212	6	Wyoming
42	Church, Barry	S	6-2	218	8	Toledo

# JAGUARS HOW BUILT

	ROOKIE, VETERAN AND FIRST-YEAR FREE AGENTS (16)	UNRESTRICTED FREE AGENTS (11)	OTHER TEAM'S PRACTICE SQUAD (1)	WAIVERS (6)	COLLEGE DRAFT (19)
2006					TE Mercedes Lewis
2011		LB Paul Posluszny			
2012		QB Chad Henne			
2013	DT Abry Jones				
2014	WR Allen Hurns OL Tyler Shatley S Peyton Thompson				QB Blake Bortles WR Marqise Lee CB Aaron Colvin OL Brandon Linder LB Telvin Smith
2015	RB Corey Grant	OL Jermeay Parnell			DE Dante Fowler Jr. RB T.J. Yeldon OL A.J. Cann TE Ben Koyack
2016	S Jarrod Wilson WR Arrelious Benn OL Josh Wells OL Patrick Omameh	RB Chris Ivory DL Malik Jackson P Brad Nortman FS Tashaun Gipson			CB Jalen Ramsey LB Myles Jack DE Yannick Ngakoue DT Sheldon Day
2017	WR Keelan Cole FB Tommy Bohanon CB Tyler Patmon LS Matt Overton OL Josh Walker OL Chris Reed K Josh Lambo	CB A.J. Bouye DL Calais Campbell S Barry Church LB Lerentee McCray	WR Max McCaffery	DT Eli Ankou TE James O'Shaughnessy LB Donald Payne CB Lafayette Pitts OL William Poehls WR Jaelen Strong	RB Leonard Fournette OL Cam Robinson DE Dawuane Smoot LB Blair Brown CB Jalen Myrick

# JAGUARS 2017 ROSTER MOVES (PAGE 1)

DATE	PLAYER	TRANSACTION
January 2	BIBBS, E.J., TE	Signed to Reserve/Future contract
January 2	GRANT, Doran, DB	Signed to Reserve/Future contract
January 2	KASITATI, Nila, OL	Signed to Reserve/Future contract
January 2	KIRBY, Raphael, LB	Signed to Reserve/Future contract
January 2	SINCLAIR, Gannon, TE	Signed to Reserve/Future contract
January 2	UZDAVINIS, Arturo, OT	Signed to Reserve/Future contract
January 4	NIX, Louis, DL	Signed to Reserve/Future contract
January 9	ROBINSON, Jamal, WR	Signed to Reserve/Future contract
January 10	SHUMATE, Elijah, S	Signed to Reserve/Future contract
January 11	KELLY, Colin, OL	Signed to Reserve/Future contract
February 21	ODRICK, Jared, DL	Released
February 27	VAN ROTEN, Greg	Signed to Reserve/Future contract
March 6	HOUSE, Davon, CB	Released
March 9	THOMPSON, Peyton, S	Received exclude rights tender
March 9	ALBERT, Branden, OL	Traded from MIA
March 9	MARKS, Sen'Derrick, DL	Released
March 9	THOMAS, Julius, TE	Traded to MIA
March 10	BOUYE, A.J., CB	Signed contract (UFA - Hou.)
March 10	CAMPBELL, Calais, DL	Signed contract (UFA - Ari.)
March 10	CHURCH, Barry, S	Signed contract (UFA - Dal.)
March 10	MCCRAY, Lerentee, DE	Signed contract (UFA - Buf.)
March 11	CHARLES, Stefan, DT	Signed contract (UFA - Det.)
March 11	COLE, Audie, LB	Signed contract (UFA - Min.)
March 11	WATFORD, Earl, OL	Signed contract (UFA - Ari.)
March 12	MILLER, Roy, DT	Released
March 16	MCNARY, Josh, LB	Signed contract (UFA - Ind.)
March 23	RIVERA, Mychal, TE	Signed contract (UFA - Oak.)
March 24	GOODMAN, Malliciah, DE	Signed contract (FA)
April 11	SKUTA, Dan, LB	Released
April 11	SMITH, Chris, DE	Traded to CIN
April 17	BOHANON, Tommy, FB	Signed contract (FA)
April 17	PINKARD, Larry, WR	Signed contract (FA)
April 21	HOWARD, Tracy, CB	Claimed off waivers from Cleveland
April 27	FOURNETTE, Leonard, RB	Drafted (1)
April 28	ROBINSON, Cam, OL	Drafted (2)
April 28	SMOOT, Dawuane, DE	Drafted (3)
April 29	WESTBROOK, Dede, WR	Drafted (4)
April 29	BROWN, Blair, LB	Drafted (5)
April 29	MYRICK, Jalen, CB	Drafted (7a)
April 29	WILLIAMS, Marquez, FB	Drafted (7b)
May 1	BIBBS, E.J., TE	Released
May 1	HILL, Bronson, RB	Released
May 1	KELLY, Colin, OL	Released
May 1	PORTER, Sean, LB	Released
May 1	RICHARDSON, Daryl, RB	Released
May 1	SINCLAIR, Gannon, TE	Released
May 1	SHUMATE, Elijah, S	Released
May 1	UZDAVINIS, Arturo, OL	Released
May 1	VAN ROTEN, Greg, OL	Released
May 1	WASHINGTON, Tony, WR	Released
May 1	KIRBY, Raphael, LB	Released
May 1	BLUIETT, Caleb, TE	Signed contract (FA)
May 1	COLE, Keelan, WR	Signed contract (FA)
May 1	COLLINS, Parker, OL	Signed contract (FA)
May 1	COOK, Tim, RB	Signed contract (FA)
May 1	CUTRER, Jeremy, CB	Signed contract (FA)
May 1	DAVIS, P.J., LB	Signed contract (FA)
May 1	DIMICK, Hunter, DE	Signed contract (FA)
May 1	ETTA-TAWO, Amba, WR	Signed contract (FA)
May 1	GENNESSY, Avery, OL	Signed contract (FA)
May 1	HORTON, Justin, LB	Signed contract (FA)
May 1	LUPEAMANU, Tueni, DT	Signed contract (FA)
May 1	MATHERS, ITavius, RB	Signed contract (FA)
May 1	MILLER, CHARLIE, S	Signed contract (FA)
May 1	PHILLIPS, Carroll, DE	Signed contract (FA)
May 1	ROBINSON, Ezra, CB	Signed contract (FA)
May 1	WALKER, Kenneth, WR	Signed contract (FA)
May 9	RUSH, Marcus, LB	Released
May 15	DAVIS, Akeem, CB	Released
May 15	NIX, Louis, DL	Released
May 15	HARPER, Jarrod	Signed contract (FA)
May 15	MAURICE, Kevin, DT	Signed contract (FA)
May 22	WALTERS, Bryan, WR	Placed on injured reserve
May 22	DIXON, Brian, CB	Signed contract (FA)
May 22	PATMON, Tyler, CB	Signed contract (FA)
June 16	CUTRER, Jeremy, CB	Released
June 16	NIXON, Taurean, CB	Claimed off waivers from Denver
June 21	COLLINS, Parker, OL	Released
June 21	RHANEY, Demetrius, OL	Claimed off waivers from Los Angeles Rams
July 17	MILLER, Charlie, S	Released
July 20	WILLIAMS, Marquez, FB	Placed on Active/PUP list
July 22	COLVIN, Aaron, CB	Placed on Active/PUP list
July 22	RAMSEY, Jalen, CB	Placed on Active/PUP list
July 25	JEAN-BAPTISTE, Stanley, CB	Signed contract (FA)
July 31	NIXON, Taurean, CB	Waived/Injured
July 31	GAINES, Charles, CB	Signed contract (FA)
July 31	ALBERT, Branden, OL	Placed on exempt/left team
August 2	GAFFNEY, Tyler, RB	Signed contract (FA)
August 3	TINKER, Carson, LS	Placed on injured reserve
August 3	MATHERS, ITavius, RB	Waived/Injured
August 3	BUNCHE, Malcolm, OL	Signed contract (FA)
August 3	OVERTON, Matt, LS	Signed contract (FA)
August 6	SAMPLE, James, S	Released
August 6	JOHNSON, Jeron, S	Signed contract (FA)
August 8	ALBERT, Branden, OL	Placed on reserved/retired
August 11	ALBERT, Branden, OL	Released
August 11	GRIMES, Jonathan, RB	Signed contract (FA)
August 13	HORTON, Justin, LB	Waived/Injured
August 13	GACHKAR, Andrew, LB	Signed contract (FA)
August 14	JOHNSON, Josh, CB	Waived/Injured
August 14	GRINNAGE, David, TE	Signed contract (FA)
August 14	ROBINSON, Ezra, CB	Waived/Injured
August 14	THOMAS, Dwayne, CB	Signed contract (FA)
August 14	WALKER, Kenneth, WR	Waived
August 14	JAMES II, Charles, CB	Signed contract (FA)
August 20	GAINES, Charles, CB	Waived/Injured
August 20	HARRIS, DuJuan, RB	Signed contract (FA)
August 26	COLE, Audie, LB	Waived
August 28	DENT, Akeem, LB	Signed contract (FA)
September 1	BLUIETT, Caleb, TE	Waived
September 1	BUNCHE, Malcolm, OL	Waived

DATE	PLAYER	TRANSACTION
September 1	DAVIS, P.J., LB	Waived
September 1	DENT, Akeem, LB	Waived
September 1	GRIMES, Jonathan, RB	Waived
September 1	HARRIS, DuJuan, RB	Waived
September 1	JAMES II, Charles, CB	Waived
September 1	LUPEAMANU, Tueni, DT	Waived
September 1	PINKARD, Larry, WR	Waived
September 1	RHANEY, Demetrius, OL	Waived
September 1	ROBINSON, Jamal, WR	Waived
September 1	THOMAS, Dwayne, CB	Waived
September 1	RIVERA, Mychal, TE	Placed on Injured/Reserve
September 1	JOHNSON, Jeron, S	Placed on Injured/Reserve
September 1	WILLIAMS, Marquez, FB	Waived/Injured
September 2	BOWANKO, Luke, OL	Traded to BAL
September 2	GACHKAR, Andrew, LB	Released
September 2	GOODMAN, Malliciah, DE	Released
September 2	MCNARY, Josh, LB	Released
September 2	COOK, Tim, RB	Waived
September 2	DIMICK, Hunter, DL	Waived
September 2	DIXON, Brian, CB	Waived
September 2	ELLIS, Alex, TE	Waived
September 2	ETTA-TAWO, Amba, WR	Waived
September 2	GENNESSY, Avery, OL	Waived
September 2	GRINNAGE, David, TE	Waived
September 2	HOWARD, Tracy, DB	Waived
September 2	JEAN-BAPISTE, Stanley, CB	Waived
September 2	KASITATI, Nila, OL	Waived
September 2	MAURICE, Kevin, DT	Waived
September 2	PHILLIPS, Carroll, DE	Waived
September 2	REED, Chris, OL	Waived
September 2	WOODARD, Jonathan, DE	Waived
September 2	GRANT, Doran, CB	Waived/Injured
September 2	HARPER, Jarrod, S	Waived/Injured
September 2	WYNN, Shane, WR	Waived/Injured
September 2	GREENE SR., Rashad, WR	Placed on Injured/Reserve
September 3	CHARLES, Stefan, DT	Released
September 3	ALLEN, Brandon, QB	Waived
September 3	POUTASI, Jeremiah, OL	Waived
September 3	PULLARD III, Hayes, LB	Waived
September 3	STERLING, Neal, TE	Waived
September 3	ANKOU, Eli, DT	Claimed off waivers from Houston
September 3	O'SHAUGHNESSY, James, TE	Claimed off waivers from New England
September 3	PAYNE, Donald, LB	Claimed off waivers from Baltimore
September 3	PITTS, Lafayette, CB	Claimed off waivers from Miami
September 3	POEHLS, William, OL	Claimed off waivers from Chicago
September 3	COOK, Tim, RB	Signed to practice squad
September 3	DIMICK, Hunter, DL	Signed to practice squad
September 3	ETTA-TAWO, Amba, WR	Signed to practice squad
September 3	GENNESSY, Avery, OL	Signed to practice squad
September 3	GRINNAGE, David, TE	Signed to practice squad
September 3	HOWARD, Tracy, DB	Signed to practice squad
September 3	REED, Chris, OL	Signed to practice squad
September 4	PHILLIPS, Carroll, DE	Signed to practice squad
September 4	JEAN-BAPISTE, Stanley, CB	Signed to practice squad
September 5	PRINGLE, Raysean, CB	Signed to practice squad
September 8	WESTBROOK, Dede, WR	Placed on Injured/Reserve
September 8	WATFORD, Earl, OL	Released
September 8	WALKER, Josh, OL	Signed contract (FA)
September 8	PRYOR, CALVIN, S	Claimed off waivers from Cleveland
September 8	HOWARD, Tracy, DB	Released from practice squad
September 8	KILGO, Darius, DL	Signed to practice squad
September 8	JOHNSON, Jeron, S	Released from injured/reserve
September 12	ROBINSON, Allen, WR	Placed on Injured/Reserve
September 12	MCCAFFREY, MAX, WR	Signed off of New Orleans practice squad
September 14	POUTASI, Jeremiah, OL	Signed to practice squad
September 14	GENNESSY, Avery, OL	Placed on practice squad injured list
September 18	PRYOR, Calvin, S	Placed on Injured/Reserve
September 18	NASSIB, Ryan, QB	Signed contract (FA)
September 18	ETTA-TAWO, Amba, WR	Released from practice squad
September 18	MICKENS, Jaydon, WR	Signed to practice squad
September 18	GRANT, Doran, CB	Released from injured/reserve
September 19	BENNETT, Michael, LB	Placed on Injured/Reserve
September 19	STRONG, Jaelen, WR	Claimed off waivers from Houston
September 26	COOK, Tim, RB	Placed on practice squad injured list
September 26	PRESSLEY, Jhurrell, RB	Signed to practice squad
October 7	NASSIB, Ryan, QB	Released
October 7	REED, Chris, OL	Promoted to the 53-man roster
October 17	MYERS, Jason, K	Released
October 17	LAMBO, Josh, K	Signed contract (FA)

# JAGUARS UNOFFICIAL DEPTH CHART

## OFFENSE

<b>WR:</b>	11 Marqise Lee	17 Arrelious Benn	10 Jaelen Strong
<b>LT:</b>	<u>74 Cam Robinson</u>	72 Josh Wells	77 Patrick Omameh
<b>LG:</b>	77 Patrick Omameh	73 Josh Walker	64 Chris Reed
<b>C:</b>	65 Brandon Linder	69 Tyler Shatley	
<b>RG:</b>	60 A.J. Cann	69 Tyler Shatley	64 Chris Reed
<b>RT:</b>	78 Jermeay Parnell	75 William Poehls	77 Patrick Omameh
<b>TE:</b>	89 Mercedes Lewis	83 Ben Koyack	80 James O'Shaughnessy
<b>WR:</b>	88 Allen Hurns	<u>84 Keelan Cole</u>	19 Max McCaffrey
<b>QB:</b>	5 Blake Bortles	7 Chad Henne	
<b>RB:</b>	<u>27 Leonard Fournette</u> / 33 Chris Ivory		24 T.J. Yeldon                      30 Corey Grant
<b>FB:</b>	40 Tommy Bohanon		

## DEFENSE

<b>DE</b>	91 Yannick Ngakoue	56 Dante Fowler Jr.	
<b>NT:</b>	95 Abry Jones	<u>99 Eli Ankou</u>	
<b>DT:</b>	97 Malik Jackson	92 Sheldon Day	
<b>DE:</b>	93 Calais Campbell	<u>94 Dawuane Smoot</u>	
<b>WLB:</b>	50 Telvin Smith	<u>53 Blair Brown</u>	
<b>MLB:</b>	51 Paul Posluszny	<u>52 Donald Payne</u>	
<b>SLB</b>	44 Myles Jack	55 Lerentee McCray	
<b>LCB:</b>	20 Jalen Ramsey	23 Tyler Patmon	29 Lafayette Pitts
<b>FS:</b>	39 Tashaun Gipson	25 Peyton Thompson	
<b>SS:</b>	42 Barry Church	26 Jarrod Wilson	
<b>RCB:</b>	21 A.J. Bouye	22 Aaron Colvin	<u>31 Jalen Myrick</u>

## SPECIAL TEAMS

<b>K:</b>	4 Josh Lambo		
<b>P:</b>	3 Brad Nortman		
<b>LS:</b>	43 Matt Overton		
<b>PH:</b>	3 Brad Nortman		
<b>KR:</b>	30 Corey Grant	<u>84 Keelan Cole</u>	
<b>PR:</b>	11 Marqise Lee	19 Max McCaffrey	<u>31 Jalen Myrick</u>

\_\_\_\_\_ = ROOKIE





# **2017 STATISTICS**

**REGULAR SEASON WEEK 7 AT INDIANAPOLIS COLTS**

# 2017 STARTERS

## OFFENSIVE STARTERS

	WR	FB/TE/WR	LT	LG	C	RG	RT	TE	WR	QB	RB
9/10 at HOU	A. Robinson	Bohanon (FB)	C. Robinson	Omameh	Linder	Cann	Parnell	Lewis	Lee	Bortles	Fournette
9/17 vs. TEN	Lee	Bohanon (FB)	C. Robinson	Omameh	Linder	Cann	Parnell	Lewis	Hurns	Bortles	Fournette
9/24 vs. BAL	Lee	Cole (WR)	C. Robinson	Omameh	Linder	Cann	Parnell	Lewis	Hurns	Bortles	Fournette
10/1 at NYJ	Lee	Bohanon (FB)	C. Robinson	Omameh	Linder	Cann	Parnell	Lewis	Hurns	Bortles	Fournette
10/8 at PIT	Lee	Bohanon (FB)	C. Robinson	Omameh	Shatley	Cann	Parnell	Lewis	Hurns	Bortles	Fournette
10/15 vs. LAR	Lee	Bohanon (FB)	C. Robinson	Omameh	Shatley	Cann	Parnell	Lewis	Hurns	Bortles	Fournette
10/22 at IND											
11/5 vs. CIN											
11/12 vs. LAC											
11/19 at CLE											
11/26 at ARI											
12/3 vs. IND											
12/10 vs. SEA											
12/17 vs. HOU											
12/23 at S.F.											
12/31 at TEN											
<b>TOTALS:</b>	Lee - 5 A. Robinson - 1	Bohanon (FB) - 5 Cole (WR) - 1	C. Robinson - 6	Omameh - 6	Linder - 4 Shatley - 2	Cann - 6	Parnell - 6	Lewis - 6	Hurns - 5 Lee - 1	Bortles - 6	Fournette - 6

## DEFENSIVE STARTERS

	DE	NT	DT	DE	WLB	MLB	SLB	LCB	FS	SS	RCB
9/10 at HOU	Ngakoue	Jones	Jackson	Campbell	Smith	Posluszny	Jack	Ramsey	Gipson	Church	Bouye
9/17 vs. TEN	Ngakoue	Jones	Jackson	Campbell	Smith	Posluszny	Jack	Ramsey	Gipson	Church	Bouye
9/24 vs. BAL	Ngakoue	Jones	Jackson	Campbell	Smith	Posluszny	Jack	Ramsey	Gipson	Church	Bouye
10/1 at NYJ	Ngakoue	Jones	Jackson	Campbell	Smith	Posluszny	Jack	Ramsey	Gipson	Church	Bouye
10/8 at PIT	Ngakoue	Jones	Jackson	Campbell	Smith	Posluszny	Jack	Ramsey	Gipson	Church	Bouye
10/15 vs. LAR	Ngakoue	Jones	Jackson	Campbell	Smith	Posluszny	Jack	Ramsey	Gipson	Church	Bouye
10/22 at IND											
11/5 vs. CIN											
11/12 vs. LAC											
11/19 at CLE											
11/26 at ARI											
12/3 vs. IND											
12/10 vs. SEA											
12/17 vs. HOU											
12/23 at S.F.											
12/31 at TEN											
<b>TOTALS:</b>	Ngakoue - 6	Jones - 6	Jackson - 6	Campbell - 6	Smith - 6	Posluszny - 6	Jack - 6	Ramsey - 6	Gipson - 6	Church - 6	Bouye - 6

# 2017 GAME-BY-GAME PARTICIPATION

	vs.	at	vs.	vs.	at	vs.	at	at	vs.	at	at	vs.	vs.	at	vs.	at	GAMES/ STARTS
	HOU	TEN	BAL	NYJ	PIT	LAR	IND	CIN	IAC	CLE	ARI	IND	SEA	HOU	S.F.	TEN	
ANKOU	P	P	P	P	P	P											6/0
BENN	P	P	P	P	P	P											6/0
BENNETT	INA	P	IR	IR	IR	IR											1/0
BOHANON	FB	FB	P	FB	FB	FB											6/5
BORTLES	QB	QB	QB	QB	QB	QB											6/6
BOUYE	RCB	RCB	RCB	RCB	RCB	RCB											6/6
BROWN	INA	INA	P	P	P	P											4/0
CAMPBELL	DE	DE	DE	DE	DE	DE											6/6
CANN	RG	RG	RG	RG	RG	RG											6/6
CHURCH	SS	SS	SS	SS	SS	SS											6/6
COLE	P	P	WR	P	P	P											6/1
COLVIN	P	P	P	P	P	P											6/0
DAY	P	INA	P	P	P	P											5/0
FOURNETTE	RB	RB	RB	RB	RB	RB											6/6
FOWLER JR.	P	P	P	P	P	P											6/0
GIPSON	FS	FS	FS	FS	FS	FS											6/6
GRANT	P	P	P	P	P	P											6/0
HENNE	DNP	DNP	P	DNP	DNP	DNP											1/0
HURNS	P	WR	WR	WR	WR	WR											6/5
IVORY	P	P	P	P	P	P											6/0
JACK	SLB	SLB	SLB	SLB	SLB	SLB											6/6
JACKSON	DT	DT	DT	DT	DT	DT											6/6
JONES	NT	NT	NT	NT	NT	NT											6/6
KOYACK	P	P	P	P	P	P											6/0
LEE	WR	WR	WR	WR	WR	WR											6/6
LEWIS	TE	TE	TE	TE	TE	TE											6/6
LINDER	C	C	C	C	INA	INA											4/4
McCaffrey	---	P	P	P	P	P											5/0
McCray	P	P	INA	INA	INA	P											3/0
MYERS	P	P	P	P	P	P											6/0
MYRICK	INA	INA	INA	INA	P	INA											1/0
NASSIB	---	---	INA	INA	---	---											0/0
NGAKOUE	DE	DE	DE	DE	DE	DE											6/6
NORTMAN	P	P	P	P	P	P											6/0
OMAMEH	LG	LG	LG	LG	LG	LG											6/6
O'SHAUGHNESSY	P	P	P	P	P	P											6/0
OVERTON	P	P	P	P	P	P											6/0
PARNELL	RT	RT	RT	RT	RT	RT											6/6
PATMON	DNP	DNP	P	P	P	P											4/0
PAYNE	P	P	P	DNP	P	INA											4/0
PITTS	P	P	P	P	P	P											6/0
POEHLS	INA	INA	INA	INA	INA	INA											0/0
POSŁUSZNY	MLB	MLB	MLB	MLB	MLB	MLB											6/6
PRYOR	INA	INA	IR	IR	IR	IR											0/0
RAMSEY	LCB	LCB	LCB	LCB	LCB	LCB											6/6
REED	ps	ps	ps	ps	P	DNP											1/0
A. ROBINSON	WR	IR	IR	IR	IR	IR											1/1

POS=Started; P=Played; DNP=Did not play; INA= Inactive; ps=Practice squad; ---=Not on roster;

NFI= Reserve/non-football injury; PUP=Reserve/physically unable to perform; IR=Injured reserve; Sus=Suspended

# 2017 GAME-BY-GAME PARTICIPATION

	vs. HOU	at TEN	vs. BAL	vs. NYJ	at PIT	vs. LAR	at IND	at CIN	vs. IAC	at CLE	at ARI	vs. IND	vs. SEA	at HOU	vs. S.F.	at TEN	GAMES/ STARTS
C. ROBINSON	LT	LT	LT	LT	LT	LT											6/6
SHATLEY	P	P	P	P	C	C											6/2
SMITH	WLB	WLB	WLB	WLB	WLB	WLB											6/6
SMOOT	P	P	P	P	P	P											6/0
STRONG	---	---	INA	INA	INA	INA											0/0
THOMPSON	P	P	P	P	P	P											6/0
WALKER	INA	INA	INA	INA	INA	INA											0/0
WELLS	P	P	P	P	P	P											6/0
WILSON	P	P	P	P	INA	P											5/0
YELDON	INA	INA	INA	INA	INA	INA											0/0

POS=Started; P=Played; DNP=Did not play; INA= Inactive; ps=Practice squad; ---=Not on roster;

NFI= Reserve/non-football injury; PUP=Reserve/physically unable to perform; IR=Injured reserve; Sus=Suspended

# 2017 JAGUARS DEFENSIVE STATS

PLAYER	DEFENSE											SPECIAL TEAM					MISC.			
	T	A	TT	SK	YD	TFL	QH	INT	PD	FF	FR	T	A	FF	FR	BL	T	A	FF	FR
SMITH	39	9	48	1	1	6	1	2	3	1	1	0	0	0	0	0	0	0	0	0
JACK	35	13	48	1	4	4	2	0	0	0	1	0	0	0	0	0	0	0	0	0
CAMPBELL	18	10	28	8	48.5	5	15	0	1	1	0	0	0	0	0	0	0	0	0	0
GIPSON	22	5	27	0	0	1	0	3	5	0	0	0	0	0	0	0	0	0	0	0
CHURCH	20	7	27	1	5	1	1	1	2	0	0	1	0	0	0	0	0	0	0	0
BOUYE	20	1	21	0	0	0	0	2	8	0	0	0	0	0	0	0	0	0	0	0
RAMSEY	18	3	21	0	0	0	0	2	9	0	0	0	0	0	0	0	0	0	0	0
COLVIN	18	2	20	0	0	3	0	0	1	0	1	0	0	0	0	0	0	0	0	0
JONES	9	6	15	1	7	0	3	0	3	0	1	0	0	0	0	0	0	0	0	0
POSLUSZNY	10	3	13	0	0	2	1	0	1	0	0	0	0	0	0	0	0	0	0	0
JACKSON	10	1	11	1.5	10.5	2	4	0	1	0	0	0	0	0	0	0	0	0	0	0
NGAKOUE	8	3	11	4	32	2	4	0	0	3	1	0	0	0	0	0	0	0	0	0
ANKOU	7	4	11	0	0	0	0	0	0	0	0	0	0	0	0	0	0	0	0	0
FOWLER	9	0	9	4	18	4	3	0	0	2	1	0	0	0	0	0	0	0	0	0
SMOOT	4	1	5	0	0	1	2	0	0	0	0	1	0	0	0	0	0	0	0	0
McCRAy	1	2	3	1.5	7	1	2	0	0	0	0	0	0	0	0	0	0	0	0	0
PATMON	2	0	2	0	0	0	0	0	0	0	0	0	0	0	0	0	0	0	0	0
THOMPSON	1	1	2	0	0	0	0	0	0	0	0	1	0	0	0	0	0	0	0	0
DAY	0	2	2	0	0	0	0	0	0	0	0	0	0	0	0	0	0	0	0	0
BENNETT	1	0	1	0	0	0	0	0	1	0	0	0	0	0	0	0	0	0	0	0
BROWN	1	0	1	0	0	0	0	0	0	0	0	1	0	0	0	0	0	0	0	0
O'SHAUGHNESSY	0	0	0	0	0	0	0	0	0	0	0	2	0	0	0	0	1	0	0	0
GRANT	0	0	0	0	0	0	0	0	0	0	0	2	0	0	0	0	0	0	0	0
BENN	0	0	0	0	0	0	0	0	0	0	0	1	0	0	0	0	0	0	0	0
BOHANON	0	0	0	0	0	0	0	0	0	0	0	1	0	0	0	0	0	0	0	0
COLE	0	0	0	0	0	0	0	0	0	0	0	1	0	0	0	0	0	0	0	0
PAYNE	0	0	0	0	0	0	0	0	0	0	0	1	0	0	0	0	0	0	0	0
PITTS	0	0	0	0	0	0	0	0	0	0	0	1	0	0	0	0	0	0	0	0
WILSON	0	0	0	0	0	0	0	0	0	0	0	1	0	0	0	0	0	0	0	0
LEE	0	0	0	0	0	0	0	0	0	0	0	0	0	0	0	0	2	0	0	0
BORTLES	0	0	0	0	0	0	0	0	0	0	0	0	0	0	0	0	1	0	0	0
HURNS	0	0	0	0	0	0	0	0	0	0	0	0	0	0	0	0	1	0	0	0
PARNELL	0	0	0	0	0	0	0	0	0	0	0	0	0	0	0	0	1	0	0	0
OMAMEH	0	0	0	0	0	0	0	0	0	0	0	0	0	0	0	0	0	0	0	1
ROBINSON	0	0	0	0	0	0	0	0	0	0	0	0	0	0	0	0	0	0	0	1
<b>Team Totals</b>	<b>254</b>	<b>73</b>	<b>327</b>	<b>23</b>	<b>138</b>	<b>32</b>	<b>38</b>	<b>10</b>	<b>35</b>	<b>7</b>	<b>6</b>	<b>14</b>	<b>0</b>	<b>0</b>	<b>0</b>	<b>0</b>	<b>6</b>	<b>0</b>	<b>0</b>	<b>2</b>
<b>Opponent Totals</b>	<b>192</b>	<b>97</b>	<b>289</b>	<b>5</b>	<b>29</b>	<b>14</b>	<b>22</b>	<b>4</b>	<b>22</b>	<b>3</b>	<b>1</b>	<b>10</b>	<b>3</b>	<b>0</b>	<b>0</b>	<b>0</b>	<b>10</b>	<b>0</b>	<b>0</b>	<b>2</b>

## SACK LEADERS

PLAYER	SK	YD
CAMPBELL	8	48.5
NGAKOUE	4	32
FOWLER	4	23
JACKSON	1.5	10.5
McCRAy	1.5	7
JONES	1	7
CHURCH	1	5
JACK	1	4
SMITH	1	1
<b>Team Totals</b>	<b>23</b>	<b>138</b>
<b>Opponent Totals</b>	<b>10</b>	<b>50</b>

## SPECIAL TEAMS TACKLE LEADERS

PLAYER	T	A	FF	FR	BL
GRANT	2	0	0	0	0
O'SHAUGHNESSY	2	0	0	0	0
BOHANON	1	0	0	0	0
BROWN	1	0	0	0	0
CHURCH	1	0	0	0	0
COLE	1	0	0	0	0
SMOOT	1	0	0	0	0
THOMPSON	1	0	0	0	0
PAYNE	1	0	0	0	0
PITTS	1	0	0	0	0
WILSON	1	0	0	0	0
<b>Team Totals</b>	<b>14</b>	<b>0</b>	<b>0</b>	<b>0</b>	<b>0</b>
<b>Opponent Totals</b>	<b>10</b>	<b>3</b>	<b>0</b>	<b>1</b>	<b>1</b>

## PD LEADERS

PLAYER	PD
RAMSEY	9
BOUYE	8
GIPSON	5
SMITH	3
JONES	3
CHURCH	2
BENNETT	1
CAMPBELL	1
COLVIN	1
JACKSON	1
POSLUSZNY	1
<b>Team Totals</b>	<b>35</b>
<b>Opponent Totals</b>	<b>24</b>

# 2017 TEAM OFFENSIVE STATS

JAGUARS	FIRST DOWNS				TOTAL OFF.		RUSHING		PASSING					INT BY JAX		
	T	R	Pa	Pe	Yds	Plays	Yds	Att	Yds	SK/Yd	Att	Com	INT	No.	Yds	TD
9/10 at Houston	19	7	8	4	280	60	155	39	125	0/0	21	11	0	1	67	0
9/17 vs. Tennessee	20	6	13	1	310	61	99	25	211	2/12	34	20	2	1	2	0
9/24 vs. Baltimore	24	7	13	4	410	68	166	35	244	0/0	33	20	0	2	20	0
10/1 at New York Jets	20	9	8	3	311	75	175	39	140	1/4	35	15	1	1	0	0
10/8 at Pittsburgh	15	10	5	0	313	53	231	37	82	2/13	14	8	1	5	103	2
10/15 vs. L.A. Rams	19	5	12	2	389	66	169	26	220	5/21	35	23	1	0	0	0
10/22 at Indianapolis																
11/5 vs. Cincinnati																
11/12 vs. L.A. Chargers																
11/19 at Cleveland																
11/26 at Arizona																
12/3 vs. Indianapolis																
12/10 vs. Seattle																
12/17 vs. Houston																
12/24 at San Francisco																
12/31 at Tennessee																
<b>Totals</b>	<b>117</b>	<b>44</b>	<b>59</b>	<b>14</b>	<b>2,013</b>	<b>383</b>	<b>995</b>	<b>201</b>	<b>1,018</b>	<b>10/50</b>	<b>172</b>	<b>97</b>	<b>45</b>	<b>10</b>	<b>192</b>	<b>2</b>

JAGUARS	PUNTS		PUNT RETURNS				K.O. RETURNS			PENALTY		FUMBLE	
	No.	Avg.	No.	Yds	FC	TD	No.	Yds	TD	No.	Yds	No	LT
9/10 at Houston	4	46.8	1	7	3	0	0	0	0	10	89	1	0
9/17 vs. Tennessee	5	49.2	1	4	0	0	4	88	0	10	99	2	1
9/24 vs. Baltimore	3	50.0	2	2	1	0	1	12	0	9	70	0	0
10/1 at New York Jets	8	45.1	1	0	2	0	1	20	0	6	47	0	0
10/8 at Pittsburgh	5	38.0	0	0	1	0	1	14	0	4	19	0	0
10/15 vs. L.A. Rams	7	39.1	1	0	3	0	0	0	0	5	40	2	0
10/22 at Indianapolis													
11/5 vs. Cincinnati													
11/12 vs. L.A. Chargers													
11/19 at Cleveland													
11/26 at Arizona													
12/3 vs. Indianapolis													
12/10 vs. Seattle													
12/17 vs. Houston													
12/24 at San Francisco													
12/31 at Tennessee													
<b>Totals</b>	<b>33</b>	<b>42.7</b>	<b>6</b>	<b>13</b>	<b>11</b>	<b>0</b>	<b>7</b>	<b>134</b>	<b>0</b>	<b>44</b>	<b>364</b>	<b>5</b>	<b>1</b>

# 2017 TEAM STATISTICS

## JAGUARS SCORING

	TD	TDr	TDp	TDrt	PAT	2-PT	FG	T.O.P
9/10 at Houston	3	1	1	1	2-3	0-0	3-4	30:05
9/17 vs. Tennessee	2	1	1	0	1-1	0-1	1-1	29:14
9/24 vs. Baltimore	5	1	4	0	5-5	0-0	3-3	34:03
10/1 at New York Jets	2	0	1	1	2-2	0-0	2-3	35:08
10/8 at Pittsburgh	4	2	0	2	3-4	0-0	1-1	28:52
10/15 vs. L.A. Rams	2	1	1	0	2-2	0-0	1-3	31:59
10/22 at Indianapolis								
11/5 vs. Cincinnati								
11/12 vs. L.A. Chargers								
11/19 at Cleveland								
11/26 at Arizona								
12/3 vs. Indianapolis								
12/10 vs. Seattle								
12/17 vs. Houston								
12/24 at San Francisco								
12/31 at Tennessee								
<b>Totals</b>	<b>18</b>	<b>6</b>	<b>8</b>	<b>4</b>	<b>15-17</b>	<b>0-1</b>	<b>11-15</b>	<b>30:45</b>

## JAGUARS NFL RANKINGS

	JAGUARS OFFENSE						JAGUARS DEFENSE					
	AFC RANK			NFL RANK			AFC RANK			NFL RANK		
	Total	Rush	Pass	Total	Rush	Pass	Total	Rush	Pass	Total	Rush	Pass
9/10 at Houston	8	4	13	19	4	28	1	7	1	1	18	1
9/17 vs. Tennessee	11	8	12	23	9	26	6	14	2	9	29	4
9/24 vs. Baltimore	5	5	10	13	5	23	2	15	1	3	28	1
10/1 at New York Jets	7	2	14	18	2	30	6	16	1	11	32	1
10/8 at Pittsburgh	7	1	4	20	1	30	8	15	3	14	31	3
10/15 vs. L.A. Rams	8	1	13	18	1	29	6	15	3	9	31	3
10/22 at Indianapolis												
11/5 vs. Cincinnati												
11/12 vs. L.A. Chargers												
11/19 at Cleveland												
11/26 at Arizona												
12/3 vs. Indianapolis												
12/10 vs. Seattle												
12/17 vs. Houston												
12/24 at San Francisco												
12/31 at Tennessee												
<b>Currently</b>	<b>8</b>	<b>1</b>	<b>13</b>	<b>18</b>	<b>1</b>	<b>29</b>	<b>6</b>	<b>15</b>	<b>3</b>	<b>9</b>	<b>31</b>	<b>3</b>

# 2017 MISCELLANEOUS STATISTICS

## REGULAR SEASON HIGHS & LOWS

	JAGUARS		OPPONENTS	
	HIGH	LOW	HIGH	LOW
Points	44 (9/24 vs. BAL)	16 (9/17 vs. TEN)	37 (TEN, 9/17)	7 (HOU, 9/10; BAL, 9/24)
First Downs	24 (9/24 vs. BAL)	15 (10/8 at PIT)	23 (HOU, 9/10)	12 (BAL, 9/24; LAR, 10/15)
Total Offense	410 (9/24 vs. BAL)	280 (9/10 at HOU)	471 (NYJ, 10/1)	186 (BAL, 9/24)
Net Yards Rushing	231 (10/8 at PIT)	99 (9/17 vs. TEN)	256 (NYJ, 10/1)	70 (PIT, 10/8)
Net Yards Passing	244 (9/24 vs. BAL)	82 (10/8 at PIT)	301 (PIT, 10/8)	52 (BAL, 9/24)
Offensive Plays	75 (10/1 at NYJ)	53 (10/8 at PIT)	77 (PIT, 10/8)	54 (BAL, 9/24)
Rushing Attempts	39 (9/10 at HOU; 10/1 at NYJ)	25 (9/17 vs. TEN)	36 (TEN, 9/17)	20 (PIT, 10/8)
Pass Attempts	35 (10/1 at NYJ)	14 (10/8 at PIT)	55 (PIT, 10/8)	21 (LAR, 10/15)
Pass Completions	23 (10/15 vs. LAR)	8 (10/8 at PIT)	33 (PIT, 10/8)	14 (BAL, 9/24)
Passes Had Intercepted	2 (9/17 vs. TEN)	0 (9/10 at HOU; 9/24 vs. BAL)	5 (PIT, 10/8)	0 (10/15 vs. LAR)
Sacks Allowed	5 (10/25 vs. LAR)	0 (9/10 at HOU; 9/24 vs. BAL)	10 (HOU, 9/10)	1 (TEN, 9/17)
Fumbles	2 (9/17 vs. TEN; 10/15 vs. LAR)	0 (four times, last: 10/8 at PIT)	3 (HOU, 9/10; NYJ, 10/1)	0 (TEN, 9/17; PIT, 10/8)
Fumbles Lost	1 (9/17 vs. TEN)	0 (five times, last: 10/15 vs. LAR)	3 (HOU, 9/10)	0 (TEN, 9/17; PIT, 10/8)
Total Turnovers	3 (9/17 vs. TEN)	0 (9/10 at HOU; 9/24 vs. BAL)	5 (PIT, 10/8)	1 (TEN, 9/17; LAR, 10/15)
Penalties	10 (9/10 at HOU, 9/17 vs. TEN)	4 (10/8 at PIT)	10 (BAL, 9/24; NYJ 10/1)	5 (PIT, 10/8)
Yards Penalized	99 (9/17 vs. TEN)	19 (10/8 at PIT)	94 (HOU, 9/10)	37 (PIT, 10/8)
Time of Possession	35:08 (10/1 at NYJ)	28:52 (10/8 at PIT)	34:24 (NYJ, 10/1)	25:57 (BAL, 9/24)
Defensive Interceptions	5 (10/8 at PIT)	0 (10/15 vs. LAR)	2 (TEN, 9/17)	0 (HOU, 9/10; BAL, 9/24)
Total Takeaways	5 (10/8 at PIT)	1 (9/10 at TEN)	3 (TEN, 9/17)	0 (HOU, 9/10; BAL, 9/24)
Longest Drive (plays)	13 (10/1 at NYJ; 10/8 at PIT)	10 (three times, last: 10/15 vs. LAR)	14 (HOU, 9/10; PIT, 10/8)	12 (three times, last: LAR, 10/15)
Longest Drive (yards)	93 (10/8 at PIT)	70 (10/1 at NYJ)	91 (TEN, 9/17)	66 (HOU, 9/10)
Third Down Conversions	6-12 (9/17 vs. TEN; 10/8 at PIT)	3-12 (9/10 at HOU; 9/24 vs. BAL)	6-13 (TEN, 9/17)	3-11 (BAL, 9/24)

## REGULAR SEASON INDIVIDUAL HIGHS

	JAGUARS	OPPONENTS
Yards Rushing	181 - Leonard Fournette at PIT, 10/8	163 - Bilal Powell (NYJ, 10/1)
Rushing Attempts	28 - Leonard Fournette at PIT, 10/8	21 - Bilal Powell (NYJ, 10/1)
Rushing TDs	2 - Leonard Fournette at PIT, 10/8	1 - five players; last: Elijah McGuire (NYJ, 10/1)
Receptions	9 - Chris Ivory vs. LAR, 10/15	10 - A. Brown, L. Bell (PIT, 10/8)
Yards Receiving	83 - Marqise Lee vs. LAR, 10/15	157 - Antonio Brown (PIT, 10/8)
Receiving TDs	3 - Mercedes Lewis vs. BAL, 9/24	1 - three players, last: G. Everett (LAR, 10/15)
Combined Yards (rush/rec)	184 - Leonard Fournette at PIT, 10/8	190 - Bilal Powell (NYJ, 10/1)
All-Purpose Yards	184 - Leonard Fournette at PIT, 10/8	190 - Bilal Powell (NYJ, 10/1)
Yards Passing	244 - Blake Bortles vs. BAL, 9/24	312 - Ben Roethlisberger (PIT, 10/8)
Pass Attempts	35 - Blake Bortles at NYJ, 10/1; vs. LAR, 10/15	55 - Ben Roethlisberger (PIT, 10/8)
Pass Completions	23 - Blake Bortles vs. LAR, 10/15	33 - Ben Roethlisberger (PIT, 10/8)
TD Passes	4 - Blake Bortles vs. BAL, 9/24	1 - four players, last: J. Goff (LAR, 10/15)
Interceptions Thrown	2 - Blake Bortles vs. TEN, 9/17	5 - Ben Roethlisberger (PIT, 10/8)
Longest Run	90 - Leonard Fournette at PIT, 10/8	75 - Bilal Powell (NYJ, 10/1)
Longest Pass Completion	35 - Blake Bortles to Marqise Lee vs. BAL, 9/24	49 - B. Roethlisberger to A. Brown (PIT, 10/8)
Longest Kickoff Return	28 - Corey Grant vs. TEN, 9/17	32 - ArDarius Stewart (NYJ, 10/1)
Longest Punt Return	7 - Marqise Lee at HOU, 9/10	46 - Adoree Jackson (TEN, 9/17)
Longest INT Return	67 - Tashaun Gipson at HOU, 9/10	9 - Kony Ealy (NYJ, 10/1)
Longest Punt	61 - Brad Nortman at HOU, 9/10; at NYJ, 10/1	70 - Lachlan Edwards (NYJ, 10/1)
Longest Field Goal	47 - Jason Myers vs. BAL, 9/24	45 - Chandler Catanzaro (NYJ, 10/1)
Touchdowns Scored	3 - Mercedes Lewis vs. BAL, 9/24	1 - six players, last: E. McGuire (NYJ, 10/1)
Points Scored	14 - Jason Myers vs. BAL, 9/24	13 - Ryan Succup (TEN, 9/17)

## SCORING BY QUARTERS

	JAGUARS					Total	OPPONENTS					Total
	1	2	3	4	OT		1	2	3	4	OT	
9/10 at HOU	3				--	29	0	0	7#	0	--	7
9/17 vs. TEN	3	16*^	7#	3	--	16	3	3	17**#	14##	--	37
9/24 vs. BAL	10#	13#	14##	7*	--	44	0	0	7#	--	--	44
10/1 at NYJ	7#	3	0	10^	0	20	7*	3	10*	0	3	23
10/8 at PIT	0	7*	13@@	10*	--	30	3	3	3	0	--	9
10/15 vs. LAR	14	0	3	0	--	17	17	7	0	3	--	27
10/22 at IND												
11/5 vs. CIN												
11/12 vs. LAC												
11/19 at CLE												
11/26 at ARI												
12/3 vs. IND												
12/17 vs. HOU												
12/24 at S.F.												
12/31 at TEN												
<b>Totals</b>	<b>37</b>	<b>39</b>	<b>37</b>	<b>43</b>	<b>0</b>	<b>156</b>	<b>30</b>	<b>16</b>	<b>37</b>	<b>24</b>	<b>3</b>	<b>110</b>

\*=TD rushing // #=TD Passing // @=TD on INT return // %=TD on punt return // ^=TD on fumble return // &=TD on blocked FG // !=TD on kickoff return // ~=TD on blocked punt return



# 2017 SCORING DRIVES

OPPONENT	PLAYS	POSS. TIME	QUARTER	NET YARDS	HOW ACQUIRED	SCORING PLAY
9/10 at HOU	8	2:52	1	51	Kickoff	K <b>Jason Myers</b> 42-yard FG
	10	5:14	2	77	Punt	K <b>Jason Myers</b> 25-yard FG
	9	5:29	2	53	Fumble	RB <b>Leonard Fournette</b> 1-yard rush
	10	4:55	3	75	Kickoff	FB <b>Tommy Bohanon</b> 1-yard pass from QB <b>Blake Bortles</b>
	4	0:20	4	7	INT	K <b>Jason Myers</b> 38-yard FG
9/17 vs. TEN	12	6:01	1	51	Punt	K <b>Jason Myers</b> 43-yard FG
	6	2:45	4	75	Kickoff	RB <b>Leonard Fournette</b> 1-yard rush
	6	2:03	4	77	Kickoff	WR <b>Allen Hurns</b> 1-yard pass from QB <b>Blake Bortles</b>
9/24 vs. BAL	9	4:27	1	58	Punt	K <b>Jason Myers</b> 23-yard FG
	7	3:53	1	80	Punt	TE <b>Mercedes Lewis</b> 17-yard pass from QB <b>Blake Bortles</b>
	10	6:16	2	34	Punt	K <b>Jason Myers</b> 45-yard FG
	8	3:11	2	28	INT	WR <b>Allen Hurns</b> 5-yard pass from QB <b>Blake Bortles</b>
	9	2:15	2	66	Punt	K <b>Jason Myers</b> 29-yard FG
	2	0:43	3	32	INT	TE <b>Mercedes Lewis</b> 30-yard pass from QB <b>Blake Bortles</b>
	2	0:25	3	2	Fumble	TE <b>Mercedes Lewis</b> 4-yard pass from QB <b>Blake Bortles</b>
	7	3:28	4	16	Punt	RB <b>Leonard Fournette</b> 3-yard rush
10/1 at NYJ	10	5:15	1	61	Punt	RB <b>Leonard Fournette</b> 10-yard pass from QB <b>Blake Bortles</b>
	13	7:15	2	70	Punt	K <b>Jason Myers</b> 30-yard FG
	8	2:33	4	41	INT	K <b>Jason Myers</b> 22-yard FG
10/8 at PIT	8	4:05	2	47	INT	RB <b>Leonard Fournette</b> 2-yard rush
	13	8:07	4	67	Punt	K <b>Jason Myers</b> 47-yard FG
	3	1:29	4	98	INT	RB <b>Leonard Fournette</b> 90-yard rush
10/15 vs. LAR	1	0:11	1	75	Kickoff	RB <b>Leonard Fournette</b> 75-yard rush
	4	2:03	1	75	Kickoff	RB <b>Chris Ivory</b> 22-yard pass from QB <b>Blake Bortles</b>
	9	5:00	3	29	Fumble	K <b>Jason Myers</b> 41-yard FG

# 2017 TAKEAWAYS AND TURNOVERS

## TAKEAWAYS

Date	Opponent	Takeaway	Quarter	Yard Line	Result
9/10	Houston	DE <b>Yannick Ngakoue</b> strip-sack of HOU QB <b>Tom Savage</b> , recovered by DT <b>Abry Jones</b>	2	JAX 47	TD
		DE <b>Yannick Ngakoue</b> strip-sack of HOU QB <b>Tom Savage</b> , recovered by DE <b>Dante Fowler Jr.</b> for TD	2	JAX 47	TD
		DE <b>Dante Fowler Jr.</b> strip-sack of HOU QB <b>Dashaun Watson</b> , recovered by DE <b>Yannick Ngakoue</b> to JAX 41-yard line	3	JAX 41	M-FG
		FS <b>Tashaun Gipson</b> INT from HOU QB <b>Dashaun Watson</b> , returned 67 yards to HOU 27-yard line	4	JAX 6	FG
9/17	Tennessee	LB <b>Telvin Smith</b> INT from TEN QB <b>Marcus Mariota</b> , returned 2 yards to JAX 16-yard line	2	JAX 24	INT
9/24	Baltimore	CB <b>A.J. Bouye</b> INT from BAL QB <b>Joe Flacco</b> , returned 19 yards to BAL 28-yard line	2	BAL 20	TD
		CB <b>Jalen Ramsey</b> INT from BAL QB <b>Joe Flacco</b> , returned 1 yard to BAL 32-yard line	3	BAL 16	TD
		DE <b>Calais Campbell</b> forced fumble on BAL RB <b>Terrence West</b> , recovered by LB <b>Telvin Smith</b> to BAL 2-yard line	3	JAX 45	TD
10/1	N.Y. Jets	LB <b>Myles Jack</b> returned fumble (backward pass) for TD	4	JAX 14	TD
		CB <b>A.J. Bouye</b> INT from NYJ QB <b>Josh McCown</b>	4	NYJ 34	FG
10/8	Pittsburgh	CB <b>Jalen Ramsey</b> INT from PIT QB <b>Ben Roethlisberger</b> , returned 15 yards to PIT 47-yard line	1	PIT 47	TD
		LB <b>Telvin Smith</b> INT from PIT QB <b>Ben Roethlisberger</b> , returned 28 yards for a TD	3	PIT 22	TD
		SS <b>Barry Church</b> INT from PIT QB <b>Ben Roethlisberger</b> , returned 51 yards for a TD	3	PIT 34	TD
		FS <b>Tashaun Gipson</b> INT from PIT QB <b>Ben Roethlisberger</b> , returned 7 yards to JAX 49-yard line	4	PIT 38	Punt
		FS <b>Tashaun Gipson</b> INT from PIT QB <b>Ben Roethlisberger</b>	4	JAX 32	TD
10/15	L.A. Rams	LB <b>Telvin Smith</b> forced fumble on LAR WR <b>Robert Woods</b> , recovered by CB <b>Aaron Colvin</b>	3	LAR 29	FG

## TURNOVERS

Date	Opponent	Takeaway	Quarter	Yard Line	Result
9/10	Houston	none			
9/17	Tennessee	TEN LB <b>Brian Orakpo</b> strip sack of QB <b>Blake Bortles</b> , recovered by TEN LB <b>Erik Walden</b> at JAX 39-yard line	2	JAX 46	INT
		TEN DB <b>Curtis Riley</b> INT from QB <b>Blake Bortles</b> , returned 2 yards to TEN 39-yard line	2	TEN 42	FG
		TEN S <b>Da'Norris Searcy</b> INT from QB <b>Blake Bortles</b> , returned 8 yards to JAX 39-yard line	3	JAX 29	FG
9/24	Baltimore	none			
10/1	N.Y. Jets	NYJ DL <b>Kony Ealy</b> INT from QB <b>Blake Bortles</b> , returned 9 yards to JAX 7-yard line	3	JAX 31	FG
10/8	Pittsburgh	PIT LB <b>Ryan Shazier</b> INT from QB <b>Blake Bortles</b>	2	PIT 39	FG
10/15	L.A. Rams	LAR CB <b>Nickell Robey-Colman</b> INT from QB <b>Blake Bortles</b> , returned 31 yards to JAX 45	4	LAR 31	Punt

# 2017 LONG PLAYS

## RUSHES OF 15+ YARDS (10)

9/10 at HOU

RB **Chris Ivory** for 17 yards in first quarter  
RB **Leonard Fournette** for 17 yards in fourth quarter  
QB **Blake Bortles** for 15 yards in third quarter

9/17 vs. TEN

LB **Leonard Fournette** for 18 yards in second quarter

9/24 vs. BAL

RB **Corey Grant** for 58 yards in third quarter  
RB **Leonard Fournette** for 15 yards in first quarter

10/1 at NYJ

QB **Blake Bortles** for 27 yards in third quarter

10/8 at PIT

RB **Chris Ivory** for 19 yards in fourth quarter  
RB **Leonard Fournette** for 90 yards (TD) in fourth quarter

10/15 vs. LAR

RB **Leonard Fournette** for 75 yards (TD) in first quarter

## PASSES OF 20+ YARDS (9)

9/10 at HOU

QB **Blake Bortles** to WR **Allen Hurns** for 20 yards in first quarter

9/17 vs. TEN

QB **Blake Bortles** to RB **Chris Ivory** for 29 yards in fourth quarter  
QB **Blake Bortles** to WR **Allen Hurns** for 20 yards in fourth quarter

9/24 vs. BAL

QB **Blake Bortles** to WR **Marqise Lee** for 35 yards in first quarter  
QB **Blake Bortles** to TE **Marcedes Lewis** for 30 yards (TD) in third quarter

10/1 at NYJ

QB **Blake Bortles** to RB **Leonard Fournette** for 28 yards in second quarter

10/8 at PIT

QB **Blake Bortles** to WR **Marqise Lee** for 31 yards

10/15 vs. LAR

QB **Blake Bortles** to RB **Chris Ivory** for 22 yards (TD) in first quarter  
QB **Blake Bortles** to WR **Marqise Lee** for 21 yards in second quarter

## INT RETURNS OF 10+ YARDS (4)

9/10 at HOU

FS **Tashaun Gipson** return for 67 yards in fourth quarter

9/24 vs. BAL

CB **A.J. Bouye** return for 19 yards in second quarter

10/8 at PIT

LB **Telvin Smith** return for 28 yards for a TD in third quarter  
SS **Barry Church** return for 51 yards for a TD in third quarter

## FUMBLE RETURNS OF 20+ YARDS (3)

9/10 at HOU

DE **Dante Fowler Jr.** for 53 yards and a TD (forced by DE **Yannick Ngakoue**) in second quarter

9/24 vs. BAL

LB **Telvin Smith** for 52 yards (forced by DE **Calais Campbell**) in third quarter

10/1 at NYJ

LB **Myles Jack** for 81 yards and a TD (backward pass) in fourth quarter

## LONG TDs OF 15+ YARDS (5)

9/24 vs. BAL

QB **Blake Bortles** to TE **Marcedes Lewis** for 17 yards in first quarter  
QB **Blake Bortles** to TE **Marcedes Lewis** for 30 yards in third quarter

10/8 at PIT

RB **Leonard Fournette** for 90 yards (TD) in fourth quarter

10/15 vs. LAR

RB **Leonard Fournette** for 75 yards (TD) in first quarter  
QB **Blake Bortles** to RB **Chris Ivory** for 22 yards (TD) in first quarter

## FIELD GOALS OF 40+ YARDS (5)

9/10 at HOU

K **Jason Myers** for 42 yards in first quarter

9/17 vs. TEN

K **Jason Myers** for 43 yards in first quarter

9/24 vs. BAL

K **Jason Myers** for 45 yards in second quarter

10/8 at PIT

K **Jason Myers** for 47 yards in fourth quarter

10/15 vs. LAR

K **Jason Myers** for 41 yards in third quarter

## PUNTS OF 50+ YARDS (12)

9/10 at HOU

P **Brad Nortman** for 57 yards in first quarter  
P **Brad Nortman** for 61 yards in second quarter

9/17 vs. TEN

P **Brad Nortman** for 52 yards in first quarter  
P **Brad Nortman** for 53 yards in second quarter  
P **Brad Nortman** for 59 yards in third quarter

9/24 vs. BAL

P **Brad Nortman** for 54 yards in second quarter  
P **Brad Nortman** for 60 yards in third quarter

10/1 at NYJ

P **Brad Nortman** for 61 yards in third quarter  
P **Brad Nortman** for 51 yards in fourth quarter  
P **Brad Nortman** for 51 yards in OT

10/15 vs. LAR

P **Brad Nortman** for 53 yards in second quarter  
P **Brad Nortman** for 52 yards in second quarter

# 2017 RED ZONE EFFICIENCY

## at Houston (9/10)

	1st	2nd	3rd	4th	OT	Total	TDs	FGs	PTs
Offense	0-0	1-2	1-1	0-1	-	2-4	2	2	19
Defense	0-0	0-0	1-1	0-1	-	1-2	1	0	7

## vs. Tennessee (9/17)

	1st	2nd	3rd	4th	OT	Total	TDs	FGs	PTs
Offense	0-0	0-0	0-0	2-2	-	2-2	2	0	13
Defense	0-0	0-0	2-3	1-1	-	3-4	3	1	24

## vs. Baltimore (9/24)

	1st	2nd	3rd	4th	OT	Total	TDs	FGs	PTs
Offense	1-2	1-2	1-1	1-1	-	4-6	4	2	34
Defense	0-0	0-0	0-0	1-1	-	1-1	1	0	7

## at N.Y. Jets (10/1)

	1st	2nd	3rd	4th	OT	Total	TDs	FGs	PTs
Offense	1-1	0-1	0-0	0-1	0-0	1-3	1	2	13
Defense	0-0	0-0	0-1	0-1	0-0	0-2	0	1	3

## at Pittsburgh (10/8)

	1st	2nd	3rd	4th	OT	Total	TDs	FGs	PTs
Offense	0-0	1-1	0-0	0-0	-	1-1	1	0	7
Defense	0-1	0-1	0-1	0-0	-	0-3	0	3	9

## vs. L.A. Rams (10/15)

	1st	2nd	3rd	4th	OT	Total	TDs	FGs	PTs
Offense	0-0	0-0	0-1	0-0	--	0-1	0	1	3
Defense	1-1	0-0	0-0	0-1	--	1-2	1	1	10











# 2017 DRIVE CHART

## Week 5 – Oct. 8 at Pittsburgh Steelers

JAX	Start	Plys	Yds	End	Deep	Result	PIT	Start	Plys	Yds	End	Deep	Result
1.	J25	3	5	J30	J30	Punt	1.	<u>P28</u>	7	61	J11	J 9*	Field goal
2.	J25	6	36	P39	P39	Punt	2.	P 4	11	42	P46	P46	Interception
3.	<u>P47</u>	8	47	EZ	P 2*#	Touchdown	3.	P18	4	20	P38	P38	Punt
4.	J 8	13	49	P43	P42	Punt	4.	P 5	6	14	P19	P19	Punt
5.	<u>P48</u>	2	3	P45	P345	Interception	5.	<u>P39</u>	6	45	J16	J16*	Field goal
6.	J25	3	0	J25	J28	Punt	6.	<u>P25</u>	14	73	J 2	J 2*#	Field goal
7.	J 4	13	67	P29	P29	Field goal	7.	P23	2	-1	P22	P23	Interception (ret.-TD)
8.	J44	3	9	P47	P47	Punt	8.	P25	6	9	P34	P41	Interception (ret.-TD)
9.	J 2	3	98	EZ	J10	Touchdown	9.	P25	9	20	P45	P49	Punt
							10.	P25	5	13	P38	P38	Interception
							11.	P14	7	54	J32	J28	Interception
							12.	P30	3	9	P36	P36	End of game

## Week 6 – Oct. 15 vs. Los Angeles Rams

JAX	Start	Plys	Yds	End	Deep	Result	LAR	Start	Plys	Yds	End	Deep	Result
1.	<u>J25</u>	1	75	EZ	J25	Touchdown	1.	LA24	3	9	LA33	LA33	Punt
2.	J20	4	9	J29	J36	Punt	2.	<u>J45</u>	4	8	J37	J37	Field goal
3.	<u>J25</u>	4	75	EZ	LA22	Touchdown	3.	LA25	3	-9	LA16	LA25	Punt
4.	J31	3	0	J31	J31	Punt	4.	<u>LA34</u>	7	66	EZ	J 4*#	Touchdown
5.	J25	5	24	J49	50	Punt	5.	LA23	3	4	LA27	LA29	Punt
6.	J16	4	19	J35	J35	Punt	6.	LA12	5	22	LA34	LA34	Punt
7.	J22	3	5	J27	J27	Punt	7.	<u>LA26</u>	5	23	LA49	J46	Punt
8.	J18	3	1	J19	J19	Punt (blocked-TD)	8.	LA11	3	38	LA29	LA29	Fumble
9.	<u>J40</u>	7	24	LA36	LA36	Missed field goal	9.	LA25	8	28	J47	J40	Punt
10.	J25	6	28	LA47	LA47	Punt	10.	J45	3	-10	LA45	LA45	Punt
11.	<u>J48</u>	9	29	LA23	LA18*	Field goal	11.	<u>LA32</u>	12	57	J11	J10*	Field goal
12.	J15	10	54	LA31	LA28	Interception	12.	LA44	2	-2	LA43	LA44	End of game
13.	J19	3	7	J26	J26	Punt							
14.	J25	7	39	LA36	LA36	Missed field goal							

Underlined = last drive of half; \* = Inside the 20; # = Goal-to-go; @ = Overtime possession

# 2017 JACKSONVILLE JAGUARS

## REGULAR SEASON GAME-BY-GAME STATISTICS

B.Bortles														
Passing	Date	Opponent	Att	Cmp	Yds	Cmp%	Yds/Att	TD	TD%	INT	INT%	LG	Sack/Lost	Rating
	9/10	@ Houston	21	11	125	52.4	5.95	1	4.8	0	0.0	20	0/0	86.4
	9/17	Tennessee	34	20	223	58.8	6.56	1	2.9	2	5.9	29	2/12	63.7
	9/24	Baltimore	31	20	244	64.5	7.87	4	12.9	0	0.0	35	0/0	128.2
	10/1	@ New York Jets	35	15	140	42.9	4.00	1	2.9	1	2.9	28	1/4	52.1
	10/8	@ Pittsburgh	14	8	95	57.1	6.79	0	0.0	1	7.1	31	2/13	48.2
	10/15	Los Angeles Rams	35	23	241	65.7	6.89	1	2.9	1	2.9	22t	5/21	83.2
	<b>TOTALS</b>		<b>170</b>	<b>97</b>	<b>1068</b>	<b>57.1</b>	<b>6.28</b>	<b>8</b>	<b>4.7</b>	<b>5</b>	<b>2.9</b>	<b>35</b>	<b>10/50</b>	<b>79.2</b>

C.Henne														
Passing	Date	Opponent	Att	Cmp	Yds	Cmp%	Yds/Att	TD	TD%	INT	INT%	LG	Sack/Lost	Rating
	9/10	@ Houston												
	9/17	Tennessee												
	9/24	Baltimore	2	0	0	0.0	0.00	0	0.0	0	0.0	0	0/0	39.6
	10/1	@ New York Jets												
	10/8	@ Pittsburgh												
	10/15	Los Angeles Rams												
	<b>TOTALS</b>		<b>2</b>	<b>0</b>	<b>0</b>	<b>0.0</b>	<b>0.00</b>	<b>0</b>	<b>0.0</b>	<b>0</b>	<b>0.0</b>	<b>0</b>	<b>0/0</b>	<b>39.6</b>

L.Fournette																	
Rushing	Date	Opponent	No	Yds	Avg	LG	TD	C.Ivory					B.Bortles				
								No	Yds	Avg	LG	TD	No	Yds	Avg	LG	TD
	9/10	@ Houston	26	100	3.8	17	1	9	42	4.7	17	0	3	13	4.3	15	0
	9/17	Tennessee	14	40	2.9	7	1	6	17	2.8	6	0	4	29	7.3	11	0
	9/24	Baltimore	17	59	3.5	15	1	6	17	2.8	9	0	3	18	6.0	9	0
	10/1	@ New York Jets	24	86	3.6	11	0	9	42	4.7	10	0	4	38	9.5	27	0
	10/8	@ Pittsburgh	28	181	6.5	90t	2	8	41	5.1	19	0	1	9	9.0	9	0
	10/15	Los Angeles Rams	21	130	6.2	75t	1	2	3	1.5	2	0	2	19	9.5	17	0
	<b>TOTALS</b>		<b>130</b>	<b>596</b>	<b>4.6</b>	<b>90t</b>	<b>6</b>	<b>40</b>	<b>162</b>	<b>4.1</b>	<b>19</b>	<b>0</b>	<b>17</b>	<b>126</b>	<b>7.4</b>	<b>27</b>	<b>0</b>

# 2017 JACKSONVILLE JAGUARS

## REGULAR SEASON GAME-BY-GAME STATISTICS

Rushing		C.Grant				M.Lee				T.Bohanon						
Date	Opponent	No	Yds	Avg	LG	TD	No	Yds	Avg	LG	TD	No	Yds	Avg	LG	TD
9/10	@ Houston	0	0	0	--	0	0	0	0	--	0	1	0	0.0	0	0
9/17	Tennessee	1	13	13.0	13	0	0	0	0	--	0	0	0	0	--	0
9/24	Baltimore	6	75	12.5	58	0	0	0	0	--	0	0	0	0	--	0
10/1	@ New York Jets	2	9	4.5	5	0	0	0	0	--	0	0	0	0	--	0
10/8	@ Pittsburgh	0	0	0	--	0	0	0	0	--	0	0	0	0	--	0
10/15	Los Angeles Rams	0	0	0	--	0	1	17	17.0	17	0	0	0	0	--	0
<b>TOTALS</b>		<b>9</b>	<b>97</b>	<b>10.8</b>	<b>58</b>	<b>0</b>	<b>1</b>	<b>17</b>	<b>17.0</b>	<b>17</b>	<b>0</b>	<b>1</b>	<b>0</b>	<b>0.0</b>	<b>0</b>	<b>0</b>

Rushing		C.Henne				
Date	Opponent	No	Yds	Avg	LG	TD
9/10	@ Houston	Active, Did Not Play				
9/17	Tennessee	Active, Did Not Play				
9/24	Baltimore	3	-3	-1.0	-1	0
10/1	@ New York Jets	Active, Did Not Play				
10/8	@ Pittsburgh	Active, Did Not Play				
10/15	Los Angeles Rams	Active, Did Not Play				
<b>TOTALS</b>		<b>3</b>	<b>-3</b>	<b>-1.0</b>	<b>0</b>	<b>0</b>

Receiving		A.Hurns				M.Lee				C.Ivory									
Date	Opponent	Tar	Rec	Yds.	Avg.	LG	TD	Tar	Rec	Yds.	Avg.	LG	TD	Tar	Rec	Yds.	Avg.	LG	TD
9/10	@ Houston	4	3	42	14.0	20	0	4	0	0	0.0	0	0	2	1	11	11.0	11	0
9/17	Tennessee	7	6	82	13.7	20	1	12	7	76	10.9	19	0	4	3	31	10.3	29	0
9/24	Baltimore	3	3	20	6.7	9	1	7	4	65	16.3	35	0	2	2	25	12.5	14	0
10/1	@ New York Jets	10	4	42	10.5	15	0	3	2	18	9.0	10	0	3	1	2	2.0	2	0
10/8	@ Pittsburgh	3	2	21	10.5	18	0	4	2	49	24.5	31	0	4	0	0	0	0	0
10/15	Los Angeles Rams	3	3	37	12.3	18	0	10	5	83	16.6	21	0	10	9	74	8.2	22t	1
<b>TOTALS</b>		<b>30</b>	<b>21</b>	<b>244</b>	<b>11.6</b>	<b>20</b>	<b>2</b>	<b>40</b>	<b>20</b>	<b>291</b>	<b>14.6</b>	<b>35</b>	<b>0</b>	<b>21</b>	<b>16</b>	<b>143</b>	<b>8.9</b>	<b>29</b>	<b>1</b>

# 2017 JACKSONVILLE JAGUARS

## REGULAR SEASON GAME-BY-GAME STATISTICS

Receiving		L.Fournette				K.Cole				M.Lewis									
Date	Opponent	Tar	Rec	Yds.	Avg.	LG	TD	Tar	Rec	Yds.	Avg.	LG	TD	Tar	Rec	Yds.	Avg.	LG	TD
9/10	@ Houston	3	3	24	8.0	12	0	2	0	0	0.0	0	0	2	0	0	0.0	0	0
9/17	Tennessee	5	2	21	10.5	11	0	3	2	13	6.5	11	0	2	0	0	0.0	0	0
9/24	Baltimore	4	3	21	7.0	10	0	4	1	13	13.0	13	0	5	4	62	15.5	30t	3
10/1	@ New York Jets	5	4	59	14.8	28	1	6	1	10	10.0	10	0	4	0	0	0.0	0	0
10/8	@ Pittsburgh	1	1	3	3.0	3	0	1	1	4	4.0	4	0	2	1	14	14.0	14	0
10/15	Los Angeles Rams	2	2	8	4.0	6	0	2	1	7	7.0	7	0	2	0	0	0.0	0	0
<b>TOTALS</b>		<b>20</b>	<b>15</b>	<b>136</b>	<b>9.1</b>	<b>28</b>	<b>1</b>	<b>18</b>	<b>6</b>	<b>47</b>	<b>7.8</b>	<b>13</b>	<b>0</b>	<b>17</b>	<b>5</b>	<b>76</b>	<b>15.2</b>	<b>30t</b>	<b>3</b>

Receiving		J.O'Shaughnessy				T.Bohanon				C.Grant									
Date	Opponent	Tar	Rec	Yds.	Avg.	LG	TD	Tar	Rec	Yds.	Avg.	LG	TD	Tar	Rec	Yds.	Avg.	LG	TD
9/10	@ Houston	1	1	18	18.0	18	0	1	1	1	1.0	1t	1	0	0	0	0	0	0
9/17	Tennessee	0	0	0	0	0	0	0	0	0	0	0	0	0	0	0	0	0	0
9/24	Baltimore	1	1	12	12.0	12	0	3	1	8	8.0	8	0	1	1	18	18.0	18	0
10/1	@ New York Jets	1	0	0	0.0	0	0	2	2	14	7.0	13	0	1	1	-5	-5.0	-5	0
10/8	@ Pittsburgh	1	0	0	0.0	0	0	0	0	0	0	0	0	1	0	0	0.0	0	0
10/15	Los Angeles Rams	3	2	11	5.5	9	0	2	0	0	0.0	0	0	0	0	0	0	0	0
<b>TOTALS</b>		<b>7</b>	<b>4</b>	<b>41</b>	<b>10.3</b>	<b>18</b>	<b>0</b>	<b>8</b>	<b>4</b>	<b>23</b>	<b>5.8</b>	<b>13</b>	<b>1</b>	<b>3</b>	<b>2</b>	<b>13</b>	<b>6.5</b>	<b>18</b>	<b>0</b>

Receiving		A.Benn				A.Robinson				B.Koyack									
Date	Opponent	Tar	Rec	Yds.	Avg.	LG	TD	Tar	Rec	Yds.	Avg.	LG	TD	Tar	Rec	Yds.	Avg.	LG	TD
9/10	@ Houston	1	1	12	12.0	12	0	1	1	17	17.0	17	0	0	0	0	0	0	0
9/17	Tennessee	0	0	0	0	0	0			Not on Team				1	0	0	0.0	0	0
9/24	Baltimore	0	0	0	0	0	0			Not on Team				0	0	0	0	0	0
10/1	@ New York Jets	0	0	0	0	0	0			Not on Team				0	0	0	0	0	0
10/8	@ Pittsburgh	0	0	0	0	0	0			Not on Team				0	0	0	0	0	0
10/15	Los Angeles Rams	0	0	0	0	0	0			Not on Team				1	1	21	21.0	21	0
<b>TOTALS</b>		<b>1</b>	<b>1</b>	<b>12</b>	<b>12.0</b>	<b>12</b>	<b>0</b>	<b>1</b>	<b>1</b>	<b>17</b>	<b>17.0</b>	<b>17</b>	<b>0</b>	<b>2</b>	<b>1</b>	<b>21</b>	<b>21.0</b>	<b>21</b>	<b>0</b>

# 2017 JACKSONVILLE JAGUARS

## REGULAR SEASON GAME-BY-GAME STATISTICS

Receiving		M.McCaffrey			
Date	Opponent	Tar	Rec	Yds.	Avg. LG TD
9/10	@ Houston			Not on Team	
9/17	Tennessee	0	0	0	0 0
9/24	Baltimore	0	0	0	0 0
10/1	@ New York Jets	0	0	0	0 0
10/8	@ Pittsburgh	1	1	4	4.0 4 0
10/15	Los Angeles Rams	0	0	0	0 0
<b>TOTALS</b>		<b>1</b>	<b>1</b>	<b>4</b>	<b>4.0 4 0</b>

Punt Returns		M.Lee			
Date	Opponent	No.	Yds.	Avg. LG FC TD	
9/10	@ Houston	1	7	7.0	7 3 0
9/17	Tennessee	1	4	4.0	4 0 0
9/24	Baltimore	2	2	1.0	2 1 0
10/1	@ New York Jets	1	0	0.0	0 2 0
10/8	@ Pittsburgh	0	0	0	0 0 0
10/15	Los Angeles Rams	0	0	0	0 0 0
<b>TOTALS</b>		<b>5</b>	<b>13</b>	<b>2.6</b>	<b>7 6 0</b>

Punt Returns		M.McCaffrey			
Date	Opponent	No.	Yds.	Avg. LG FC TD	
		0	0	0	0 0 0
		0	0	0	0 0 0
		0	0	0	0 0 0
		0	0	0.0	0 1 0
		1	0	0.0	0 3 0
<b>TOTALS</b>		<b>1</b>	<b>0</b>	<b>0.0</b>	<b>0 4 0</b>

Punt Returns		K.Cole			
Date	Opponent	No.	Yds.	Avg. LG FC TD	
9/10	@ Houston	0	0	0	0 0 0
9/17	Tennessee	0	0	0	0 0 0
9/24	Baltimore	0	0	0	0 0 0
10/1	@ New York Jets	0	0	0.0	0 1 0
10/8	@ Pittsburgh	0	0	0	0 0 0
10/15	Los Angeles Rams	0	0	0	0 0 0
<b>TOTALS</b>		<b>0</b>	<b>0</b>	<b>0.0</b>	<b>0 1 0</b>

# 2017 JACKSONVILLE JAGUARS

## REGULAR SEASON GAME-BY-GAME STATISTICS

KO Returns		C. Grant					K. Cole						
Date	Opponent	No.	Yds.	Avg.	LG	FC	TD	No.	Yds.	Avg.	LG	FC	TD
9/10	@ Houston	0	0	0	0	0	0	0	0	0	0	0	0
9/17	Tennessee	3	74	24.7	28	0	0	1	14	14.0	14	0	0
9/24	Baltimore	0	0	0	0	0	0	1	12	12.0	12	0	0
10/1	@ New York Jets	1	20	20.0	20	0	0	0	0	0	0	0	0
10/8	@ Pittsburgh	0	0	0	0	0	0	0	0	0	0	0	0
10/15	Los Angeles Rams	0	0	0	0	0	0	0	0	0	0	0	0
<b>TOTALS</b>		<b>4</b>	<b>94</b>	<b>23.5</b>	<b>28</b>	<b>0</b>	<b>0</b>	<b>2</b>	<b>26</b>	<b>13.0</b>	<b>14</b>	<b>0</b>	<b>0</b>

KO Returns		T. Bohanon					
Date	Opponent	No.	Yds.	Avg.	LG	FC	TD
9/10	@ Houston	0	0	0	0	0	0
9/17	Tennessee	0	0	0	0	0	0
9/24	Baltimore	0	0	0	0	0	0
10/1	@ New York Jets	0	0	0	0	0	0
10/8	@ Pittsburgh	1	14	14.0	14	0	0
10/15	Los Angeles Rams	0	0	0	0	0	0
<b>TOTALS</b>		<b>1</b>	<b>14</b>	<b>14.0</b>	<b>14</b>	<b>0</b>	<b>0</b>

Punting		B. Nortman						
Date	Opponent	No.	Yds.	Avg.	TB	In20	LG	Net
9/10	@ Houston	4	187	46.8	1	0	61	36.5
9/17	Tennessee	5	246	49.2	0	1	59	38.2
9/24	Baltimore	3	150	50.0	0	1	60	50.0
10/1	@ New York Jets	8	361	45.1	0	5	61	44.3
10/8	@ Pittsburgh	5	190	38.0	0	3	42	38.0
10/15	Los Angeles Rams	7	274	39.1	0	2	53	32.1
<b>TOTALS</b>		<b>32</b>	<b>1408</b>	<b>44.0</b>	<b>1</b>	<b>12</b>	<b>61</b>	<b>39.0</b>

# 2017 JACKSONVILLE JAGUARS

## REGULAR SEASON GAME-BY-GAME STATISTICS

Placekicking		J. Myers									
Date	Opponent	KO	KO Yds	TB	XP Att	XP	FG Att	FG	Long	Points	
9/10	@ Houston	7	458	6	3	2	4	3	42	11	
9/17	Tennessee	4	187	2	1	1	1	1	43	4	
9/24	Baltimore	9	530	8	5	5	3	3	45	14	
10/1	@ New York Jets	5	326	4	2	2	3	2	30	8	
10/8	@ Pittsburgh	6	356	4	4	3	1	1	47	6	
10/15	Los Angeles Rams	4	260	2	2	2	3	1	41	5	
<b>TOTALS</b>		<b>35</b>	<b>2117</b>	<b>26</b>	<b>17</b>	<b>15</b>	<b>15</b>	<b>11</b>	<b>47</b>	<b>48</b>	



## **PLAYER BIOS**

**REGULAR SEASON WEEK 7 AT INDIANAPOLIS COLTS**



# ELI ANKOU

99

## ELI ANKOU

DEFENSIVE LINEMAN

6-3 325 LBS


UCLA

BORN JUNE 8, 1994

OTTAWA, ONTARIO, CANADA

ACQ: WAIVERS (HOUSTON) 2017

EXP: ROOKIE



### TRANSACTIONS

Originally signed by Houston as an undrafted free agent on 5/12/17 ... Waived by Houston on 9/2/17 ... Signed by Jacksonville on 9/3/17

### PRO (Games played/started - 6/0)

Spent offseason program and training camp with the Houston Texans before being claimed off waivers by Jacksonville

### 2017 (w/ JAX - 6/0)

- **9/10 at HOU:** Saw action at DT and recorded one solo tackle
- **9/17 vs. TEN:** Recorded two solo tackles
- **9/24 vs. BAL:** Recorded two solo tackles
- **10/1 at NYJ:** Assisted on one tackle
- **10/8 at PIT:** Totaled four tackles (one solo)
- **10/15 vs LAR:** Recorded one solo tackle

### COLLEGE (at UCLA, 2012-16)

- Appeared in 38 games with 19 starts
- Totaled 91 tackles (49 solo), 1.5 sacks, eight tackles for a loss, three passes defended and one fumble recovery in his college career

### PERSONAL

- Attended Red Lion Christian Academy (Bear, Del.)

### REGULAR SEASON CAREER STATISTICS

YEAR	TEAM	GP/GS	TKL	SOLO	ASST	ST	SACKS	FF	FR	PD	TFL
2017	JAX	6/0	11	7	4	0	0.0	0	0	0	0
<b>NFL totals: 1 yr.</b>		<b>6/0</b>	<b>11</b>	<b>7</b>	<b>4</b>	<b>0</b>	<b>0.0</b>	<b>0</b>	<b>0</b>	<b>0</b>	<b>0</b>

### 2017 GAME-BY-GAME STATISTICS

DATE	OPP	TKL	SOLO	ASST	ST	SACKS	FF	FR	PD	TFL
09/10	at Houston	1	1	0	0	0.0	0	0	0	0
09/17	vs. Tennessee	2	2	0	0	0.0	0	0	0	0
09/24	vs. Baltimore	2	2	0	0	0.0	0	0	0	0
10/01	at New York Jets	1	0	1	0	0.0	0	0	0	0
10/08	at Pittsburgh	4	1	3	0	0.0	0	0	0	0
10/15	vs. LA Rams	1	1	0	0	0.0	0	0	0	0
10/22	at Indianapolis									
	BYE WEEK									
11/05	vs. Cincinnati									
11/12	vs. LA Chargers									
11/19	at Cleveland									
11/26	at Arizona									
12/03	vs. Indianapolis									
12/10	vs. Seattle									
12/17	vs. Houston									
12/24	at San Francisco									
12/31	at Tennessee									
<b>2017 totals:</b>		<b>11</b>	<b>7</b>	<b>4</b>	<b>0</b>	<b>0.0</b>	<b>0</b>	<b>0</b>	<b>0</b>	<b>0</b>

# ARRELIOUS BENN

17

## ARRELIOUS BENN

WIDE RECEIVER

6-2 228 LBS.

ILLINOIS

BORN SEPTEMBER 8, 1988

WASHINGTON, D.C.

ACQ: FREE AGENT 2015

EXP: 7TH YEAR



### TRANSACTIONS

Originally drafted by Tampa Bay in the second round (39th overall) of the 2010 draft ... Traded to Philadelphia on 3/15/13 ... Waived on 5/16/14 ... Signed by Philadelphia as a free agent on 5/19/14 ... Waived on 9/6/14 ... Signed by Jacksonville as a free agent on 1/5/15 ... Placed on injured reserve on 8/24/15 ... Released on 9/3/16 ... Signed on 9/4/16.

### PRO (Games played/started - 58/25)

• Seventh-year WR has spent time in Tampa Bay, Philadelphia and Jacksonville

### 2017 (w/ JAX - 6/0)

Selected as a special teams captain by his teammates for the 2017 season

- **9/10 at HOU:** Saw action at WR and on special teams and recorded one reception for 12 yards
- **9/17 vs. TEN:** Saw action at wide receiver and on special teams
- **9/24 vs. BAL:** Saw action at wide receiver and on special teams
- **10/1 at NYJ:** Saw action at wide receiver and on special teams
- **10/8 at PIT:** Saw action at wide receiver and on special teams
- **10/15 vs LAR:** Saw action at wide receiver and on special teams

### 2016 (w/ JAX - 15/0)

- **9/11 vs. G.B.:** Made his Jaguars debut and made one special teams tackle
- **9/18 at S.D.:** Had one reception for nine yards and played on special teams
- **9/25 vs. BAL:** Played 21 snaps on special teams
- **10/2 vs. IND:** Posted one reception for one yard ... Played 20 snaps on special teams and made one special teams tackle
- **10/16 at CHI:** Posted the game-winning 51-yard touchdown reception with 2:58 remaining in the fourth quarter
- **10/23 vs. OAK:** Had one reception for for 39 yards, his second consecutive game with a reception of 25+ yards
- **10/27 at TEN:** Saw action at WR and on special teams
- **11/6 at K.C.:** Had one reception for 16 yards
- **11/13 vs. HOU:** Saw action at WR and on special teams
- **11/20 at DET:** Saw action on special teams
- **11/27 at BUF:** Saw action at WR and on special teams
- **12/4 vs. DEN:** Saw action at WR and on special teams
- **12/11 vs. MIN:** Saw action at WR and on special teams in his 50th career game
- **12/18 at HOU:** Saw action at WR and on special teams, making one special teams tackle
- **12/24 vs. TEN:** Inactive (concussion)
- **1/1 at IND:** Saw action at WR and on special teams

### 2015 (w/ JAX - IR)

Spent training camp and preseason with Jacksonville and was placed on injured reserve on Sept. 6

### 2014 (w/ PHI - IR)

Spent preseason with Philadelphia and was placed on injured reserve on Aug. 29 and received an injury settlement on Sept. 6

### 2013 (w/ PHI - IR)

Missed the entire season with an ACL injury suffered in training camp

### 2012 (w/ T.B. - 8/1)

Played in eight games with one start in his final season with Tampa Bay ... Totaled four receptions for 26 yards, three rushes for 16 yards and 13 kickoff returns for 23.5-yard average ... Missed the final half of the season after being placed on injured reserve with shoulder and knee injuries

### 2011 (w/ T.B. - 14/14)

Started all 14 games played and produced a career-high 30 receptions for 441 yards and three TDs

- **10/16 vs. N.O.:** Registered a season-high 83 yards on three receptions including a 65-yard TD catch
- **11/20 at G.B.:** Recorded a season-high two catches of 25-plus yards and finished with 75 yards on five receptions

### 2010 (w/ T.B. - 15/9)

• Played in 15 games with nine starts as a rookie

- Registered 25 receptions for 395 yards and two TDs along with 35 yards on six carries

- **9/12 vs. CLE:** Made NFL debut
- **11/7 vs. ATL:** Scored his first career TD (13 yards)
- **12/12 at WAS:** Had a career-high 122 yards on four receptions and his only career 100-yard receiving game including a career-long 64-yard catch

### COLLEGE (at Illinois, 2007-09)

- Three-year letterman at Illinois
- Declared for the draft following his junior season
- Ranked fourth in school history with 3,613 all-purpose yards
- Finished his career with 159 receptions for 2,221 yards and seven TDs
- Saw action as a true freshman and earned Big Ten Freshman of the Year honors

### PERSONAL

- Attended Dunbar High School in Washington, D.C.
- Named USA Today first-team All-American and was also a Parade All-American Five-star player by Rivals.com and ranked as the No. 2 WR in the country by Rivals.com
- Son of Denise Benn

REGULAR SEASON CAREER STATISTICS							
YEAR	TEAM	GP/GS	RECs	YDS	AVG.	LG	TD
2010	T.B.	15/9	25	395	15.8	64	2
2011	T.B.	14/14	30	441	14.7	65t	3
2012	T.B.	8/1	4	26	6.5	9	0
2016	JAX	15/0	5	116	23.2	51t	1
2017	JAX	6/0	1	12	12.0	12	0
<b>NFL totals: 6 yrs.</b>		<b>58/25</b>	<b>65</b>	<b>990</b>	<b>15.2</b>	<b>65t</b>	<b>6</b>

**Additional statistics:** 15 rushes for 44 yards (2.9 avg.)

CAREER HIGHS		
	GAME	SEASON
<b>Receptions:</b>	5 (11/20/11 at G.B.)	30 (2011)
<b>Receiving yards:</b>	122 (12/12/10 at WAS)	441 (2011)
<b>Receiving touchdowns:</b>	1 (six times, last: 10/16/16 at CHI)	3 (2011)

# ARRELIOUS BENN



## 2017 GAME-BY-GAME STATISTICS

DATE	OPP	RECs	YDS	AVG.	LG	TD
09/10	at Houston	1	12	12.0	12	0
09/17	vs. Tennessee	0	0	0.0	0	0
09/24	vs. Baltimore	0	0	0.0	0	0
10/01	at New York Jets	0	0	0.0	0	0
10/08	at Pittsburgh	0	0	0.0	0	0
10/15	vs. LA Rams	0	0	0.0	0	0
10/22	at Indianapolis					
BYE WEEK						
11/05	vs. Cincinnati					
11/12	vs. LA Chargers					
11/19	at Cleveland					
11/26	at Arizona					
12/03	vs. Indianapolis					
12/10	vs. Seattle					
12/17	vs. Houston					
12/24	at San Francisco					
12/31	at Tennessee					
<b>2017 totals:</b>		<b>1</b>	<b>12</b>	<b>12.0</b>	<b>12</b>	<b>0</b>

**Additional statistics:**



## 2016 GAME-BY-GAME STATISTICS

DATE	OPP	RECs	YDS	AVG.	LG	TD
09/11	vs. Green Bay	0	0	0.0	0	0
09/18	at San Diego	1	9	9.0	9	0
09/25	vs. Baltimore	0	0	0.0	0	0
10/02	vs. Indianapolis	1	1	1.0	1	0
BYE WEEK						
10/16	at Chicago	1	51	51.0	51t	1
10/23	vs. Oakland	1	39	39.0	39	0
10/27	at Tennessee	0	0	0.0	0	0
11/06	at Kansas City	1	16	16.0	16	0
11/13	vs. Houston	0	0	0.0	0	0
11/20	at Detroit	0	0	0.0	0	0
11/27	at Buffalo	0	0	0.0	0	0
12/04	vs. Denver	0	0	0.0	0	0
12/11	vs. Minnesota	0	0	0.0	0	0
12/18	at Houston	0	0	0.0	0	0
12/24	vs. Tennessee			ina		
01/01	at Indianapolis	0	0	0.0	0	0
<b>2016 totals:</b>		<b>5</b>	<b>116</b>	<b>23.2</b>	<b>51t</b>	<b>1</b>

**Additional statistics:** Five special teams tackles; 16-yard kickoff return on 11/13 vs. HOU



## 2012 GAME-BY-GAME STATISTICS

DATE	GAME	RECs	YDS	AVG.	LG	TD
09/09	vs. Carolina			ina		
09/16	at N.Y. Giants	0	0	0.0	0	0
09/23	at Dallas	1	8	8.0	8	0
09/30	vs. Washington	3	18	6.0	9	0
BYE WEEK						
10/14	vs. Kansas City	0	0	0.0	0	0
10/21	vs. New Orleans	0	0	0.0	0	0
10/25	at Minnesota	0	0	0.0	0	0
11/04	at Oakland	0	0	0.0	0	0
11/11	vs. San Diego			ina		
11/18	at Carolina	0	0	0.0	0	0
11/25	vs. Atlanta			IR		
12/02	at Denver			IR		
12/09	vs. Philadelphia			IR		
12/16	at New Orleans			IR		
12/23	vs. St. Louis			IR		
12/30	at Atlanta			IR		
<b>2012 totals:</b>		<b>4</b>	<b>26</b>	<b>6.5</b>	<b>9</b>	<b>0</b>

**Additional statistics:** three rushes for 16 yards (5.3 avg.); three kick returns for 16 yards (5.3 avg.)



## 2011 GAME-BY-GAME STATISTICS

DATE	GAME	RECs	YDS	AVG.	LG	TD
09/11	vs. Detroit	4	27	6.8	10	0
09/18	at Minnesota	1	25	25.0	25T	1
09/25	vs. Atlanta	3	19	6.3	13	0
10/03	vs. Indianapolis	1	43	43.0	43	0
10/09	at San Francisco	3	46	15.3	33	0
10/16	vs. New Orleans	3	83	27.7	65T	1
10/23	vs. Chicago	0	0	0.0	0	0
BYE WEEK						
11/06	at New Orleans	2	22	11.0	16	0
11/13	vs. Houston	2	47	23.5	33	0
11/20	at Green Bay	5	75	15.0	37	0
11/27	at Tennessee	1	-3	-3.0	-3	0
12/04	vs. Carolina	3	46	15.3	38	0
12/11	at Jacksonville	1	7	7.0	7	0
12/17	vs. Dallas			ina		
12/24	at Carolina	1	4	4.0	4T	1
12/30	at Atlanta			IR		
<b>2011 totals:</b>		<b>30</b>	<b>441</b>	<b>14.7</b>	<b>65</b>	<b>3</b>

**Additional statistics:** six rushes for -7 yards (-1.2 avg.)



## 2010 GAME-BY-GAME STATISTICS

DATE	GAME	RECs	YDS	AVG.	LG	TD
09/12	vs. Cleveland	0	0	0.0	0	0
09/19	at Carolina	0	0	0.0	0	0
09/26	vs. Pittsburgh	3	33	11.0	13	0
BYE WEEK						
10/10	at Cincinnati	2	25	12.5	18	0
10/17	vs. New Orleans	1	9	9.0	9	0
10/24	vs. St. Louis	1	9	9.0	9	0
10/31	at Arizona	1	53	53.0	53	0
11/07	at Atlanta	1	14	14.0	14T	1
11/14	vs. Carolina	2	29	14.5	21	1
11/21	at San Francisco	2	14	7.0	7	0
11/28	at Baltimore	3	9	3.0	9	0
12/05	vs. Atlanta	1	28	28.0	28	0
12/12	at Washington	4	122	30.5	64	0
12/19	vs. Detroit	3	34	11.3	13	0
12/26	vs. Seattle	1	16	16.0	16	0
<b>2010 totals:</b>		<b>25</b>	<b>395</b>	<b>15.8</b>	<b>64</b>	<b>2</b>

**Additional statistics:** six rushes for 25 yards (5.8 avg.)

# TOMMY BOHANON

## 40 TOMMY BOHANON

FULLBACK

6-1 246 LBS


WAKE FOREST

BORN SEPTEMBER 10, 1990

FORT MYERS, FLORIDA

ACQ: FREE AGENT 2017

EXP: 4TH YEAR



### TRANSACTIONS

Originally drafted in the seventh round (215th overall) by the N.Y. Jets in 2013 ... Released on 9/3/16 ... Signed by Jacksonville on 4/17/17

### PRO (Games played/started - 42/19)

• Has played in 42 games with 19 starts over three seasons with the N.Y. Jets (2013-15) and Jacksonville

### 2017 (w/ JAX - 6/5)

- **9/10 at HOU:** Started at FB and recorded one rush for zero yards and one reception for one yard and one TD ... Helped pave the way for the team to rush for 155 yards
- **9/17 vs. TEN:** Started at FB
- **9/24 vs. BAL:** Recorded one reception for eight yards
- **10/1 at NYJ:** Started at FB and recorded two receptions for 14 yards
- **10/8 at PIT:** Started at FB and saw action on special teams
- **10/15 vs LAR:** Started at FB and saw action on special teams

### 2015 (w/ NYJ - 16/4)

- Played in all 16 games with four starts
- Tallied two rushes for two yards and four receptions for 56 yards (14.0 rec. avg.)
- Added eight special teams tackles

### 2014 (w/ NYJ - 4/2)

- Saw action in four games with two starts
- Totaled one rushing attempt for three yards and two receptions for 30 yards

### 2013 (w/ NYJ - 16/4)

- Played in all 16 games with eight starts during his rookie season
- Tallied 17 rushes for 62 yards and 11 receptions for 69 yards

### COLLEGE (at Wake Forest, 2009-12)

- In four seasons as a Deamon Deacon, started 22 of 49 games and rushed for 160 yards on 50 carries with three TDs
- Also caught 51 passes for 405 yards (7.9 rec. avg.) and seven TDs
- As a senior, started all 12 games and caught 23 passes for 208 yards (9.0 rec. avg.) with five TDs

### PERSONAL

- Three-time All-District, All-Conference and All-Area performer accumulated more than 1,500 yards and 18 TDs during his career at North Fort Myers (Fla.) High School
- Named team MVP as a senior, after rushing 50 times for 193 yards and four TDs
- Also lettered in track and baseball
- Played in college with Jaguars Special Assistant to the General Manager **John Idzik's** son, Brad Idzik

### REGULAR SEASON CAREER STATISTICS

YEAR	TEAM	GP/GS	NO	RUSHING				RECEIVING				
				YDS	AVG	LG	TD	NO	YDS	AVG	LG	TD
2013	NYJ	16/8	17	62	3.6	8	0	11	69	6.3	21	0
2014	NYJ	4/2	1	3	3.0	3	0	2	30	15.0	16	0
2015	NYJ	16/4	2	2	2.0	2	0	4	56	14.0	23	0
2017	JAX	6/5	1	0	0.0	0	0	4	23	5.8	13	1
NFL totals: 3 yrs. 42/19			21	67	3.2	8	0	23	178	7.7	23	1

### 2017 GAME-BY-GAME STATISTICS

DATE	GAME	RUSHING					RECEIVING					
		NO	YDS	AVG	LG	TD	NO	YDS	AVG	LG	TD	
09/10	at Houston	1	0	0.0	0	0	1	1	1.0	1	1	
09/17	vs. Tennessee	0	0	0.0	0	0	0	0	0.0	0	0	
09/24	vs. Baltimore	0	0	0.0	0	0	1	8	8.0	8	0	
10/01	at New York Jets	0	0	0.0	0	0	2	14	7.0	13	0	
10/08	at Pittsburgh	0	0	0.0	0	0	0	0	0.0	0	0	
10/15	vs. LA Rams	0	0	0.0	0	0	0	0	0.0	0	0	
10/22	at Indianapolis	BYE WEEK										
11/05	vs. Cincinnati											
11/12	vs. LA Chargers											
11/19	at Cleveland											
11/26	at Arizona											
12/03	vs. Indianapolis											
12/10	vs. Seattle											
12/17	vs. Houston											
12/24	at San Francisco											
12/31	at Tennessee											
2017 totals:		1	0	0.0	0	0	4	23	5.8	13	1	

Additional Statistics: one special teams tackle

# BLAKE BORTLES

5

## BLAKE BORTLES

QUARTERBACK

6-5 236 LBS


CENTRAL FLORIDA

BORN APRIL 28, 1992

OVIDO, FLORIDA

ACQ: 1ST ROUND OF 2014 DRAFT (3RD)

EXP: 4TH YEAR



### TRANSACTIONS

Originally drafted by Jacksonville in the first round (3rd overall) of the 2014 draft

### PRO (Games played/started - 52/51)

- Ranks third in career passing yards (12,309), pass attempts (1,876), pass completions (1,100) and passing touchdowns (77) in franchise history
- The first player in franchise history to have multiple games with four-plus passing TDs (four games)

### 2017 (w/ JAX - 6/6)

- **9/10 at HOU:** Started at QB and threw for 125 yards on 11-21 passing with one TD ... Completed his third consecutive contest with at least one TD and zero INTs dating back to Week 16 of the 2016 season ... Rushed three times for 13 yards
- **9/17 vs. TEN:** Completed 20-of-34 passes (58.8 comp. pct.) for 223 yards, one TD and two interceptions and added four rushes for 29 yards
- **9/24 vs. BAL:** Completed 20-of-31 passes for 244 yards, four TDs and rushed for 18 yards on three carries
- **10/1 at NYJ:** Completed 15-of-35 passes for 140 yards, one TD, one INT and rushed for 38 yards on four carries
- **10/8 at PIT:** Completed 8-of-14 passes for 95 yards and one INT
- **10/15 vs. LAR:** Completed 23-of-35 passes for 241 yards, one TD and one INT

### 2016 (w/ JAX - 16/16)

Completed 368 of 625 passes, both being single-season franchise records, for 3,905 yards, 23 TDs and 16 INTs for a 78.8 passer rating ... Marked his second consecutive season with more than 3,500 passing yards and 20 TDs, the first player in franchise history to achieve this feat ... Threw his 1,000th career completion against Indianapolis in Week 17 to become the sixth-fastest player in NFL history ... Was one of two players (ATL's **Matt Ryan**) in the league responsible for a TD (passing/rushing/receiving) in every game

- **9/11 vs. G.B.:** Completed 24-of-39 passes (61.5 comp. pct.) for 320 yards, one TD and one INT for an 85.4 passer rating ... His 187 first-half passing yards were most for his career ... His 230 yards are the most by a Jaguars QB on kickoff weekend in franchise history
- **9/18 at S.D.:** Completed 31-of-50 passes (62.0 comp. pct.) for 329 yards, two TDs and two INTs for a 77.8 passer rating
- **9/25 vs. BAL:** Completed 24-of-38 passes (63.2 comp. pct.) for 194 yards, two TDs and three INTs for a 60.6 passer rating ... Eclipsed 50 career passing TDs in his 33rd career game, becoming the fastest Jaguars QB to 50 career passing TDs, surpassing the previous mark set by **Mark Brunell** (41 games)
- **10/2 vs. IND:** Completed 19-of-33 passes (57.6 comp. pct.) for 207 yards and two TDs ... Posted a season-best 96.4 passer rating ... Rushed seven times for 36 yards and his third career rushing TD
- **10/16 at CHI:** Completed 20 of 33 passes (60.6 comp. pct.) for 271 yards, one TD and one INT for an 84.3 passer rating ... Trailing 16-10 with 3:18 remaining in the fourth quarter, Bortles engineered a four-play, 78-yard drive that culminated in a 51-yard TD pass to WR **Arrelious Benn** with 2:58 remaining ... The victory marked Bortles' fifth come-from-behind fourth-quarter victory
- **10/23 vs. OAK:** Accounted for 279 yards of offense, completing 23 of 42 passes (55.5 comp. pct.) for 246 yards, one TD and two INTs for a 58.9 passer rating, as well as rushing for 33 yards on five carries
- **10/27 at TEN:** Completed 33-for-54 passes (61.1 comp. pct.) for 337 yards and three TDs for a 97.5 passer rating
- **11/6 at K.C.:** Completed 22-for-41 passes (53.7 comp. pct.) for 252 yards, two TDs and one INT
- **11/13 vs. HOU:** Completed 32-of-49 passes (65.3 comp. pct.) for 265 yards, two TDs and one INT for an 84.1 passer rating
- **11/20 at DET:** Completed 22-of-35 passes (62.9 comp. pct.) for 202 yards, two TDs and two INTs
- **11/27 at BUF:** Completed 13-of-26 passes (50.0 comp. pct.) for 126 yards and two TDs ... Ran for a career-high, team-high 81 yards
- **12/4 vs. DEN:** Completed 19-of-42 passes (45.2 comp. pct.) for 181 yards and two INTs ... Rushed two times for 29 yards, including a 22-yard TD run
- **12/11 vs. MIN:** Completed 23-of-37 passes (62.2 comp. pct.) for 257 yards and one TD for a 91.8 passer rating ... Rushed three times for 13 yards
- **12/18 at HOU:** Completed 12-of-28 passes for 92 yards and one INT ... Rushed two times for one TD
- **12/24 vs. TEN:** Completed 26-of-38 passes for 325 yards and one TD ... His 103.5 passer rating was a season-high and his best mark since he posted a 124.5

passer rating at New Orleans on Dec. 27, 2015 ... Also had a receiving TD on a throw-back pass from WR **Marqise Lee**, becoming the first player in NFL history to record 300-plus passing yards and at least one receiving TD

- **1/1 at IND:** Completed 25-of-39 passes for 301 yards, one touchdown and posted a 96.2 passer rating ... Threw for 300+ yards in back-to-back games for the second time this season and for the fourth time in his career

### 2015 (w/ JAX - 16/16)

Completed 355 of 606 passes (58.6 comp. pct.) for 4,428, 35 TDs and 18 INTs for an 88.2 passer rating ... Set single-season franchise records for yards, completions, attempts and touchdowns ... Threw a TD in 15 straight games from 9/13/15 to 12/27/15, the longest streak in franchise history ... Threw for the NFL's second-most passing TDs (35) in 2015, behind only New England's **Tom Brady** ... Joins **Dan Marino** (1984) as the only first- or second-year QBs in NFL history to throw for 4,400-plus yards and 35-plus TDs in a single season ... Became the youngest QB in NFL history to throw for 4,000-plus yards and 35-plus TDs and rush for 300-plus yards in a season. ... The only other players in NFL history to achieve the feat are **Daunte Culpepper** (2004) and **Steve Young** (1998) ... Finished the season with 72 completions of 20-plus yards, the most in the NFL and the most in a season in Jaguars history (the previous record for completions of 20-plus yards by a Jaguars QB was 44, set by **Mark Brunell** in 1997 and 2001 and **David Garrard** in 2004) ... Threw for 300-plus yards on six occasions in 2015, tied for the most 300-yard passing games by a Jaguars QB in a single season ... Youngest QB in NFL history to throw for at least 25 TDs and rush for at least one TD in a single season

- **9/13 vs. CAR:** Became the second QB in franchise history to start on opening day before turning 24 years old ... Completed 22-of-40 for 183 yards and 1 TD, while also rushing four times for 26 yards (6.5 rush avg.) ... Surpassed 3,000 career passing yards on a 6-yard TD completion to **Rashad Greene** in the second quarter ... His 22 completions are tied for the seventh-most in a season opener in franchise history
- **9/20 vs. MIA:** Completed 18-of-33 for 273 yards and two TDs ... Captained his second career fourth-quarter game-winning drive, marching the Jaguars 66 yards on nine plays to set up K **Jason Myers'** game-winning 28-yard FG with :40 left
- **10/4 at IND:** Completed 28-of-50 passes (56.0 comp. pct.) for 298 yards and one TD for an 80.2 passer rating ... The 50 pass attempts by Bortles were the most of his career and the fifth-most in franchise history ... Joins **Byron Leftwich** (54), **Mark Brunell** (52, 50) and **Chad Henne** (51, 51) as the only players in Jaguars history to register 50-plus pass attempts in a single game
- **10/11 at T.B.:** Completed 23-of-33 passes (69.7 comp. pct.) for 303 yards, four TDs and one INT ... First time in Bortles' 19-game career that he threw three or more touchdowns ... Bortles joins **Mark Brunell** (11/29/98), **David Garrard** (10/31/10), **Quinn Gray** (12/30/07) and **Chad Henne** (11/18/12) as the only Jaguars quarterbacks to throw for four touchdowns in a single game
- **10/18 vs. HOU:** Completed 30-of-53 passes for 331 yards, three TDs and three INTs ... His 53 pass attempts were the second-most in franchise history and most since **Byron Leftwich** recorded 54 on 10/10/04 at San Diego ... Has thrown for 300+ yards in back-to-back games for the first time in his career
- **10/25 vs. BUF:** Completed 13-of-29 passes for 182 yards, 2 TDs and one INT ... Threw a 31-yard game-winning touchdown pass to WR **Allen Hurns** with 2:25 remaining in the fourth quarter
- **11/8 at NYJ:** Completed 24 of 40 passes for a career-high 381 yards, two TDs and two INTs ... 381 passing yards were fourth-most in franchise history ... Joins **Mark Brunell** as the only QBs in franchise history to throw for 375-plus yards in a single game ... Has thrown for two-plus touchdowns in four consecutive games, tying the franchise record for most consecutive games with two-plus passing TDs (**Chad Henne** in 2013 and **David Garrard** in 2007)
- **11/19 vs. TEN:** Completed 21 of 30 passes for 242 yards, one TD and one INT for a 91.2 passer rating ... His fourth-quarter TD pass to **Julius Thomas** was his 20th of the season, placing him with **David Garrard** (23 in 2010) and **Mark Brunell** (20 in 1998 and 2000) as the only QBs in Jaguars history to throw for 20-plus TD passes in a season
- **11/29 vs. S.D.:** Completed 30-of-49 passes for 329 yards, two TDs and one INT ... The fourth game with at least 300 passing yards and two passing TDs in 2015, the most such games ever in Jaguars single-season history
- **12/6 at TEN:** Completed 24-of-36 passes for 322 yards and a career-high five TDs ... Became the youngest player in NFL history to throw for 320-plus yards, five-plus TDs and zero INTs in a single game ... His five TDs is the most by a Jaguars QB in a single game ... Joins **Dan Marino** (22, 1984) and **Matthew Stafford** (23, 2011) as the only QBs age 23-or-younger in NFL history to throw for 27 or more TDs through the first 12 games of the season ... Tallied a career-high 134.5 passer rating
- **12/13 vs. IND:** Completed 16 of 30 passes (58.3 completion pct.) for 250 yards and three TDs for a 114.6 passer rating ... Joins **Dan Marino** (36, 1984) and **Kurt Warner** (34, 1999) as the only first- or second-year QBs to throw for 30-plus passing TDs through 13 games in a season ... Bortles (23) and Marino (22) are the only players age 23-or-younger to throw for 30-plus TDs through 13 games in a season ... Bortles' fourth career game with a passer rating of 100-plus and his fourth career game with three-plus passing TDs ... Has become the first player in Jaguars history to throw for three-plus TDs and zero INTs in back-to-back games
- **12/27 at N.O.:** Completed 27-of-35 passes (77.1 comp. percentage) for 368 yards, four TDs and two INTs for a passer rating of 124.5, his third highest of the season ... Bortles' 77.1 comp. percentage was the second-highest in his NFL career

# BLAKE BORTLES

... In the second half, completed 18-of-21 passes (85.7 comp. percentage) for 288 yards, three TDs and zero INTs for a perfect 158.3 passer rating

## 2014 (w/ JAX - 14/13)

Set franchise single-season records for a rookie with 2,908 passing yards and 280 completions while throwing for 11 TDs ... Led all NFL QBs with a 7.48 average per rush, rushing 56 times for 419 yards ... Marked the highest single-season rushing average by a QB in team history and his 419 rushing yards were second-most in team history (480, **Mark Brunell**, 1995) ... Finished with 37 completions of 20-plus yards ... Became 16th QB in Jaguars history to start a game and was one of seven rookie QBs to make their NFL debut in 2014 ... Took over as the team's starting QB in Week 4 and started the final 13 games ... Was 280 of 475 passing for 2,908 yards with 11 TDs/17 INTs and 69.5 rating ... Had 21 completions of 25-plus yards ... Rushed for 419 yards on 56 carries (7.48 avg.), the highest average by a NFL QB and second-most rushing yards by a Jaguars QB in a season

- **9/7 at PHI:** Dressed but did not play in season-opener
- **9/14 at WAS:** Dressed but did not play
- **9/21 vs. IND:** Made his NFL debut after he was inserted into the lineup to start the second half and finished 14 of 24 passing for 223 yards with two TDs/two INTs for an 82.5 passer rating ... Had four completions of 20-plus yards including a 63-yard TD pass to **Allen Hurns** ... Also had 30 rushing yards including 20-yard rush ... Engineered the offense to 289 yards in the second half after the club managed only 55 yards in the first half
- **9/28 at SD:** Made first career start and totaled 29 of 37 passing for 254 yards with one TD and two INTs for an 81.7 passer rating ... Completed 78.4 percent of his passes, the highest in NFL history for a rookie quarterback in his first career start with a minimum 30 attempts ... Hooked up with TE **Nic Jacobs** for a two-yard score in the second quarter ... Had five carries for 24 yards ... His 29 completions set single-game franchise record by a rookie and his completions, attempts and yards were most by a Jaguars rookie QB in first career start
- **10/5 vs. PIT:** Started at QB for first time at home and was 22 of 36 passing for 191 yards with two INTs for a 52.0 rating
- **10/12 at TEN:** Threw for 336 yards and one TD on 32 of 46 passing (69.6 pct.), tying **Byron Leftwich** (10/5/03 vs. San Diego) for most passing yards by a rookie in team history ... His 46 attempts and 32 completions were the most in franchise history by a rookie ... Had a 59-yard completion to TE **Clay Harbor** and hooked up with Harbor for a 20-yard TD pass in the fourth quarter ... Marked first AFC South start ... Led team in rushing with five carries for 38 yards
- **10/19 vs. CLE:** Was 17 of 31 passing for 159 yards with one TD and 3 INTs ... Had 31-yard TD pass to WR **Allen Robinson** in the second quarter ... Added five carries for 37 yards with a long of 18 yards. Had four completions of 20-plus yards
- **10/26 vs. MIA:** Threw for 221 yards and one TD on 18 of 34 passing ... Had two INTs, both returned for scores ... Hooked up with **Allen Robinson** for a 48-yard TD in the fourth quarter
- **11/2 at CIN:** Posted a career-best 96.4 rating on 22 of 33 passing (66.7 pct.) with two TDs and one INT ... Had TD passes to **Allen Hurns** of 40 and 18 yards
- **11/9 vs. DAL:** Completed 22 of 37 passes for 290 yards with one INT for a 73.0 rating ... Had four completions of 20-plus yards including a 53-yard pass to WR **Cecil Shorts**
- **11/23 at IND:** Threw for 146 yards on 15 of 27 passing
- **11/30 vs. NYG:** Completed 21 of 35 passes for 194 yards with one TD for an 84.7 rating ... Had first career fourth-quarter comeback win, leading team on a 11-play, 70-yard drive that culminated with a **Josh Scobee** FG ... Had a 30-yard TD pass to **Marqise Lee** in the third quarter and finished with four completions of 20-plus yards ... Added a career-high 68 rushing yards on five carries including a 29-yard rush ... Became only the third starting rookie quarterback to lead his team to a comeback win of 21 or more points since at least 1970
- **12/7 vs. HOU:** Was 20 of 39 passing for 205 yards with one TD for a 64.6 rating ... Had a four-yard TD pass to **Allen Hurns** in the first quarter, his first career TD pass in the first quarter ... Had three completions of 20-plus yards
- **12/14 at BAL:** Had three completions of 20-plus yards and finished 21 of 37 passing for 210 yards with one INT for a 61.8 rating
- **12/18 vs. TEN:** Earned first career division win, throwing for 115 yards and one TD ... Had a 34-yard completion to **Marqise Lee** in the third quarter ... Had five carries for 50 yards with runs of 19, 15 and 13 yards
- **12/28 at HOU:** Threw for 117 yards in season-finale on 14 of 33 passing and led team with 61 yards on three carries (20.3 avg.) ... Had a 34-yard rush in the fourth quarter, his longest rush of his career ... Set single-season franchise-record for passing yards by a rookie with 2,908

## COLLEGE (at Central Florida, 2011-13)

- Played in 37 games with 30 starts
- Declared for the NFL Draft following his junior season
- Compiled a 22-5 record as a starter
- Career totals included 585 of 891 passing for 7,598 yards with 56 TDs/19 INT
- Ranked fourth in school history for passing yards and TDs
- As a junior, finished 259 of 382 passing (67.8 pct.) for 3,581 yards with 25 TDs/9 INTs and led team to a 12-1 mark and a Fiesta Bowl win
- Named MVP of the Fiesta Bowl with a win over Baylor, throwing for 301 yards and three TDs
- Majored in Interpersonal/Organizational Communication and minored in Sports and Fitness

## PERSONAL

- Attended Oviedo High School where he finished his career by setting Seminole County records with 5,576 yards and 53 TDs
- Captured MVP award at the Central Florida All-Star game following senior year
- Also lettered in baseball
- His brother, Colby, plays baseball for the Detroit Tigers
- Son of Suzy and Rob Bortles
- Twitter handle is @BBortles5



## REGULAR SEASON CAREER STATISTICS

### PASSING

YEAR	TEAM	P/S	COMP	ATT	PCT	YDS	AVG	TD	INT	SK	RTG
2014	JAX	14/13	280	475	58.9	2,908	6.1	11	17	55	69.5
2015	JAX	16/16	355	606	58.6	4,428#	7.3	35#	18	51	88.2
2016	JAX	16/16	368#	625#	58.9	3,905	6.2	23	16	34	78.8
2017	JAX	6/6	97	170	57.1	1,068	6.3	8	5	10	79.2
<b>NFL totals: 4 yrs.</b>		<b>52/51</b>	<b>1,100</b>	<b>1,876</b>	<b>58.6</b>	<b>12,309</b>	<b>6.6</b>	<b>77</b>	<b>56</b>	<b>150</b>	<b>79.5</b>

# single-franchise record

### RUSHING

YEAR	TEAM	W-L*	ATT	YDS	AVG	TD
2014	JAX	3-10	56	419	7.5	0
2015	JAX	5-11	52	310	6.0	2
2016	JAX	3-13	58	359	6.2	3
2017	JAX	3-3	17	126	7.4	0
<b>NFL totals: 4 yrs.</b>		<b>14-37</b>	<b>183</b>	<b>1,214</b>	<b>6.6</b>	<b>5</b>

\* games started



## CAREER HIGHS

	GAME	SEASON
<b>Passing completions:</b>	33 (10/27/16 at TEN)	368 (2016)
<b>Passing attempts:</b>	54 (10/27/16 at TEN)	625 (2016)
<b>Passing percentage:</b>	78.4 (9/28/14 at S.D.)	58.9 (2016)
<b>Passing yards:</b>	381 (11/8/15 at NYJ)	4,428 (2015)
<b>Passing touchdowns:</b>	5 (12/6/15 at TEN)	35 (2015)
<b>Passer rating:</b>	134.5 (12/6/15 at TEN)	88.2 (2015)
<b>Rushing attempts:</b>	6 (three times, last: 12/20/15 vs. ATL)	58 (2016)
<b>Rushing yards:</b>	81 (11/27/16 at BUF)	419 (2014)
<b>Rushing touchdowns:</b>	1 (five times, last: 12/18/16 at HOU)	3 (2016)

# BLAKE BORTLES

## 2017 GAME-BY-GAME STATISTICS

### PASSING

DATE	OPP	P/S	COMP	ATT	PCT	YDS	AVG	TD	INT	SK	RTG
09/10	at HOU	1/1	11	21	52.4	125	6.0	1	0	0	86.4
09/17	vs. TEN	1/1	20	34	58.8	223	6.6	1	2	2	63.7
09/24	vs. BAL	1/1	20	31	64.5	244	7.9	4	0	0	128.2
10/01	at NYJ	1/1	15	35	42.9	140	4.0	1	1	1	52.1
10/08	at PIT	1/1	8	14	57.1	95	6.8	0	1	2	48.0
10/15	vs. LAR	1/1	23	35	65.7	241	6.9	1	1	5	83.2
10/22	at IND										
	BYE WEEK										
11/05	vs. CIN										
11/12	vs. LAC										
11/19	at CLE										
11/26	at AZ										
12/03	vs. IND										
12/10	vs. SEA										
12/17	vs. HOU										
12/24	at SF										
12/31	at TEN										
<b>2017 totals:</b>		<b>6/6</b>	<b>97</b>	<b>170</b>	<b>57.1</b>	<b>1,068</b>	<b>6.3</b>	<b>8</b>	<b>5</b>	<b>10</b>	<b>79.2</b>

#### Additional statistics:

### RUSHING

DATE	OPP	W/L	ATT	YDS	AVG	LG	TD
09/10	at HOU	W	3	13	4.3	15	0
09/17	vs. TEN	L	4	29	7.3	11	0
09/24	vs. BAL	W	3	18	6.0	9	0
10/01	at NYJ	L	4	38	9.5	27	0
10/08	at PIT	W	1	9	9.0	9	0
10/15	vs. LAR	L	2	19	9.5	17	0
10/22	at IND						
	BYE WEEK						
11/05	vs. CIN						
11/12	vs. LAC						
11/19	at CLE						
11/26	at AZ						
12/03	vs. IND						
12/10	vs. SEA						
12/17	vs. HOU						
12/24	at SF						
12/31	at TEN						
<b>2017 totals:</b>		<b>3-3</b>	<b>17</b>	<b>126</b>	<b>7.4</b>	<b>27</b>	<b>0</b>

## 2016 GAME-BY-GAME STATISTICS

### PASSING

DATE	OPP	P/S	COMP	ATT	PCT	YDS	AVG	TD	INT	SK	RTG
09/11	vs. G.B.	1/1	24	39	61.5	320	8.2	1	1	3	85.4
09/18	at S.D.	1/1	31	50	62.0	329	6.6	2	2	2	77.8
09/25	vs. BAL	1/1	24	38	63.2	194	5.1	2	3	4	60.6
10/02	vs. IND	1/1	19	33	57.6	207	6.3	2	0	3	96.4
	BYE WEEK										
10/16	at CHI	1/1	20	33	60.6	271	8.2	1	1	2	84.3
10/23	vs. OAK	1/1	23	43	53.5	246	5.7	1	2	1	58.9
10/27	at TEN	1/1	33	54	61.1	337	6.2	3	0	2	97.5
11/06	at K.C.	1/1	22	41	53.7	252	6.1	2	1	2	78.5
11/13	vs. HOU	1/1	32	49	65.3	265	5.4	2	1	2	84.1
11/20	at DET	1/1	22	35	62.9	202	5.8	2	2	0	73.8
11/27	at BUF	1/1	13	26	50.0	126	4.9	2	0	2	89.6
12/04	vs. DEN	1/1	19	42	45.2	181	4.3	0	2	1	37.9
12/11	vs. MIN	1/1	23	37	62.2	257	6.9	1	0	4	91.8
12/18	at HOU	1/1	12	28	42.9	92	3.3	0	1	2	36.6
12/24	vs. TEN	1/1	26	38	68.4	325	8.6	1	0	2	103.5
01/01	at IND	1/1	25	39	64.1	301	7.7	1	0	2	96.2
<b>2016 totals:</b>		<b>16/16</b>	<b>368</b>	<b>625</b>	<b>58.9</b>	<b>3,905</b>	<b>6.2</b>	<b>23</b>	<b>16</b>	<b>34</b>	<b>78.8</b>

Additional statistics: one reception for 20 yards and one TD on 12/24/16 vs. TEN.

### RUSHING

DATE	OPP	W/L	ATT	YDS	AVG	LG	TD
09/11	vs. G.B.	L	2	2	1.0	3	0
09/18	at S.D.	L	3	34	11.3	24	0
09/25	vs. BAL	L	3	17	5.7	9	0
10/02	vs. IND	W	7	36	5.1	9	1
	BYE WEEK						
10/16	at CHI	W	3	1	0.3	3	0
10/23	vs. OAK	L	5	33	6.6	17	0
10/27	at TEN	L	4	22	5.5	12	0
11/06	at K.C.	L	6	54	9.0	26	0
11/13	vs. HOU	L	3	11	3.7	11	0
11/20	at DET	L	1	3	3.0	3	0
11/27	at BUF	L	8	81	10.1	27	0
12/04	vs. DEN	L	2	29	14.5	22	1
12/11	vs. MIN	L	3	13	4.3	6	0
12/18	at HOU	L	2	-5	-2.5	1	1
12/24	vs. TEN	W	3	7	2.3	7	0
01/01	at IND	L	3	21	7.0	16	0
<b>2016 totals:</b>		<b>3-13</b>	<b>58</b>	<b>359</b>	<b>6.2</b>	<b>27</b>	<b>3</b>

# BLAKE BORTLES

## 2015 GAME-BY-GAME STATISTICS

PASSING											
DATE	OPP	P/S	COMP	ATT	PCT	YDS	AVG	TD	INT	SK	RTG
09/13	vs. CAR	1/1	22	40	55.0	183	4.6	1	2	5	54.5
09/20	vs. MIA	1/1	18	33	54.5	273	8.3	2	0	0	102.2
09/27	at N.E.	1/1	17	33	51.5	242	7.3	2	1	2	83.1
10/04	at IND	1/1	28	50	56.0	298	6.0	1	0	1	80.2
10/11	at T.B.	1/1	23	33	69.7	303	9.2	4	1	6	125.4
10/18	vs. HOU	1/1	30	53	56.6	331	6.2	3	3	3	70.6
10/25	vs. BUF	1/1	13	29	44.8	182	6.3	2	1	2	74.2
BYE WEEK											
11/08	at NYJ	1/1	24	40	60.0	381	9.5	2	2	6	87.6
11/15	at BAL	1/1	22	45	48.9	188	4.2	2	1	3	65.8
11/19	vs. TEN	1/1	21	30	70.0	242	8.1	1	1	4	91.2
11/29	vs. S.D.	1/1	30	49	61.2	329	6.7	2	1	2	86.2
12/06	at TEN	1/1	24	36	66.7	322	8.9	5*	0	2	134.5
12/13	vs. IND	1/1	16	30	53.3	250	8.3	3	0	3	114.6
12/20	vs. ATL	1/1	23	38	60.5	297	7.8	1	1	2	82.9
12/27	at N.O.	1/1	27	35	77.1	368	10.5	4	2	2	124.5
01/03	at HOU	1/1	17	32	53.1	239	7.5	0	2	8	51.4
<b>2015 totals:</b>		<b>16/16</b>	<b>355#</b>	<b>606#</b>	<b>58.6</b>	<b>4,428#</b>	<b>7.3</b>	<b>35#</b>	<b>18</b>	<b>51</b>	<b>88.2</b>

\* single-game franchise record  
# single-season franchise record

### RUSHING

DATE	OPP	W/L	ATT	YDS	AVG	LG	TD
09/13	vs. CAR	L	4	26	6.5	12	0
09/20	vs. MIA	W	2	27	13.5	28	0
09/27	at N.E.	L	3	7	2.3	3	0
10/04	at IND	L	4	31	7.8	14	0
10/11	at T.B.	L	1	21	21.0	21	0
10/18	vs. HOU	L	4	37	9.3	12	0
10/25	vs. BUF	W	5	-3	-0.6	1	0
BYE WEEK							
11/08	at NYJ	L	4	32	8.0	11	0
11/15	at BAL	W	2	25	12.5	14	0
11/19	vs. TEN	W	2	9	4.5	13	0
11/29	vs. S.D.	L	6	33	5.5	10	0
12/06	at TEN	L	2	-1	-0.5	0	0
12/13	vs. IND	W	4	17	4.3	15	1
12/20	vs. ATL	L	6	44	7.3	13	1
12/27	at N.O.	L	3	5	1.7	5	0
01/03	at HOU	L	0	0	0.0	0	0
<b>2015 totals:</b>		<b>5-11</b>	<b>52</b>	<b>310</b>	<b>6.0</b>	<b>28</b>	<b>2</b>

## 2014 GAME-BY-GAME STATISTICS

PASSING											
DATE	OPP	P/S	COMP	ATT	PCT	YDS	AVG	TD	INT	SK	RTG
09/07	at PHI	0/0									DNP
09/14	at WAS	0/0									DNP
09/21	vs. IND	1/0	14	24	58.3	223	9.3	2	2	1	82.5
09/28	at S.D.	1/1	29	37	78.4	254	6.9	1	2	3	81.8
10/05	vs. PIT	1/1	22	36	61.1	191	5.3	0	2	1	52.0
10/12	at TEN	1/1	32	46	69.6	336	7.3	1	1	6	88.6
10/19	vs. CLE	1/1	17	31	54.8	159	5.1	1	3	2	40.3
10/26	vs. MIA	1/1	18	34	52.9	221	6.5	1	2	4	58.6
11/02	at CIN	1/1	22	33	66.8	247	7.5	2	1	1	96.4
11/09	vs. DAL	1/1	22	37	59.5	290	7.8	0	1	4	73.0
BYE WEEK											
11/23	at IND	1/1	15	27	55.6	146	5.4	0	1	4	55.5
11/30	vs. NYG	1/1	21	35	60.0	194	5.5	1	0	7	84.7
12/07	vs. HOU	1/1	20	39	51.3	205	5.3	1	1	4	64.6
12/14	at BAL	1/1	21	37	56.8	210	5.7	0	1	8	61.8
12/18	vs. TEN	1/1	13	26	50.0	115	4.4	1	0	4	75.0
12/28	at HOU	1/1	14	33	42.4	117	3.5	0	0	5	52.2
<b>2015 totals:</b>		<b>14/13</b>	<b>280</b>	<b>475</b>	<b>58.9</b>	<b>2,908</b>	<b>6.1</b>	<b>11</b>	<b>17</b>	<b>55</b>	<b>69.5</b>

### RUSHING

DATE	OPP	W/L*	ATT	YDS	AVG	TD
09/07	at PHI					
09/14	at WAS					
09/21	vs. IND		2	30	15.0	20
09/28	at S.D.	L	5	24	4.8	8
10/05	vs. PIT	L	4	14	3.5	11
10/12	at TEN	L	5	38	7.6	11
10/19	vs. CLE	W	5	37	7.4	18
10/26	vs. MIA	L	6	48	8.0	32
11/02	at CIN	L	4	10	2.5	5
11/09	vs. DAL	L	3	3	1.0	1
BYE WEEK						
11/23	at IND	L	5	24	4.8	20
11/30	vs. NYG	W	5	68	13.6	29
12/07	vs. HOU	L	3	10	3.3	7
12/14	at BAL	L	1	2	2.0	2
12/18	vs. TEN	W	5	50	10.0	19
12/28	at HOU	L	3	61	20.3	34
<b>2015 totals:</b>		<b>3-10*</b>	<b>56</b>	<b>419</b>	<b>7.5</b>	<b>34</b>


\* games started



# A.J. BOUYE

21

## A.J. BOUYE



CORNERBACK

6-0 191 LBS.

CENTRAL FLORIDA

BORN AUGUST 16, 1991

TUCKER, GEORGIA

ACQ: UFA (HOUSTON) 2017

EXP: 5TH YEAR

### TRANSACTIONS

Originally signed by Houston as an undrafted free agent on 5/10/13 ... Re-signed by Houston as an unrestricted free agent on 3/28/16 ... Signed by Jacksonville as an unrestricted free agent on 3/10/17

### PRO (Games played/started - 56/25, 3/2)

• Career totals include 151 tackles (129 solo), 39 passes defended, eight INTs, 1.0 sack, one forced fumble and one fumble recovery

### 2017 (w/ JAX - 6/6)

- **9/10 at HOU:** Started at RCB and was tied for second on the team with six tackles (five solo) and also recorded one pass defended
- **9/17 vs. TEN:** Started at RCB and was tied for second on the team with six solo tackles and one pass defended
- **9/24 vs. BAL:** Started at RCB and recorded one INT and one pass defended
- **10/1 at NYJ:** Started at RCB and recorded two solo tackles, one INT and two passes defended ... Recorded an INT in back-to-back games for the first time in his career
- **10/8 at PIT:** Started at RCB and recorded three solo tackles and one pass defended
- **10/15 vs LAR:** Started at RCB and recorded four solo tackles and one pass defended

### 2016 (w/ HOU, 15/11, 2/2)

Led the team and tied for ninth in the NFL with 16 passes defended ... Set career highs with 11 starts, 62 tackles, 16 passes defended, two tackles for loss and one QB hit ... Tied with ATL DB Robert Alford for the most passes defended in the postseason (six)

- **9/11 vs. CHI:** Recorded first career sack on CHI QB Jay Cutler, the first sack by a Houston CB since Demarcus Faggins vs. Buffalo on 11/19/06
- **9/18 vs. K.C.:** Finished with four tackles (three solo) and tied for the team lead with two passes defended
- **10/2 vs. TEN:** Tied a single-game career high with three passes defended and contributed with two tackles on defense and one on special teams
- **10/24 at DEN:** Led the team and set a single-game career high with 11 tackles (nine solo), while adding two passes defended
- **11/21 at OAK:** Recorded his first INT of the season and sixth of his career when he picked off OAK QB Derek Carr on the opening play of the second half
- **11/27 vs. S.D.:** Tied for second on the team with seven tackles (five solo), his second-highest single-game total of the year, and added a pass defended
- **12/24 vs. CIN:** Led the team with nine solo tackles and matched a career high with three passes defended
- **1/7 vs. OAK:** Set a franchise postseason record with four passes defended and added his first career playoff INT in AFC wild-card round
- **1/14 at N.E.:** Became the first player in Texans history with an INT in back-to-back postseason games when he intercepted N.E. QB Tom Brady

### 2015 (w/ HOU - 15/2, 1/0)

- **10/8 vs. IND:** Made his first start of the season and seventh of his career
- **10/18 at JAX:** Finished second on the team with a season-high seven solo tackles, in addition to two passes defended and one INT
- **12/20 at IND:** Intercepted IND QB Matt Hasselbeck in the fourth quarter to clinch the Houston victory

### 2014 (w/ HOU - 14/6)

Finished tied for the team lead with three INTs ... Ranked sixth in the NFL with 120 INT return yards

- **9/14 at OAK:** Led the team with eight tackles
- **9/21 at NYG:** Started his first career game and made three tackles
- **10/9 vs. IND:** Made three tackles and two special teams tackles, in addition to two passes defended
- **11/2 vs. PHI:** Returned his first career INT 51 yards for a TD in the fourth quarter ... Finished the game with six tackles, one pass defended and one special teams tackle
- **11/16 at CLE:** Started and led the team with nine tackles, had a special teams tackle and one pass defended
- **11/30 vs. TEN:** Recorded his second INT of the season at the Houston 3-yard line in the fourth quarter and returned it to the Tennessee 30
- **12/14 at IND:** Posted his first career forced fumble and fumble recovery and made three tackles

- **12/21 vs. BAL:** Intercepted BAL QB Joe Flacco and added three tackles and a then-career best three passes defended

### 2013 (w/ HOU - 6/0)

Played in six games and recorded two special teams tackles before being placed on the Reserve/Injured List with a hamstring injury on Oct. 16

### COLLEGE (at Central Florida, 2009-12)

- Started 21 of 43 career games at CB, compiling 110 tackles (78 solo), six INTs, 1.0 sack, two fumble recoveries and one forced fumble
- Returned from injury to start all 14 games as a senior, finishing with 53 tackles, three INTs, two fumble recoveries and one forced fumble en route to All-Conference USA second team honors
- Started seven games as a junior, recording 21 tackles (19 solo) and two INTs before missing the final five games of the season due to injury

### PERSONAL

- Helped lead Tucker (Georgia) High School to a 14-1 record and a state championship during his senior season
- Named first-team all-county after recording 35 tackles as a senior with six INTs while also scoring three TDs on offense and twice on returns
- Recorded 40 tackles and one INT as a junior
- Was a member of the school's merit roll and R.O.T.C.



### REGULAR SEASON CAREER STATISTICS

YEAR	TEAM	GP/GS	TKL	SOLO	ASST	SACKS	FF	FR	PD	INT
2013	HOU	6/0	0	0	0	0.0	0	0	0	0
2014	HOU	14/6	54	47	7	0.0	1	1	10	3
2015	HOU	15/2	14	14	0	0.0	0	0	6	2
2016	HOU	15/11	62	48	14	1.0	0	0	16	1
2017	JAX	6/6	21	20	1	0.0	0	0	7	2
<b>NFL totals:</b>		<b>4 yrs. 56/25</b>	<b>151</b>	<b>129</b>	<b>22</b>	<b>1.0</b>	<b>1</b>	<b>1</b>	<b>39</b>	<b>8</b>

Additional statistics: special teams tackles (9); 2013 - 2, 2014 - 5, 2015 - 2



### POSTSEASON CAREER STATISTICS

YEAR	TEAM	GP/GS	TKL	SOLO	ASST	SACKS	FF	FR	PD	INT
2015	HOU	1/0	1	1	0	0.0	0	0	0	0
2016	HOU	2/2	7	5	2	0.0	1	0	6	2
<b>NFL totals:</b>		<b>4 yrs. 3/2</b>	<b>8</b>	<b>6</b>	<b>2</b>	<b>0.0</b>	<b>1</b>	<b>0</b>	<b>6</b>	<b>2</b>



### CAREER HIGHS

	GAME	SEASON
<b>Tackles:</b>	11 (10/24/16 at DEN)	62 (2016)
<b>Interceptions:</b>	1 (eight times, last: 10/1/17 at NYJ)	3 (2014)
<b>Forced fumbles:</b>	1 (12/14/14 at IND)	1 (2014)
<b>Fumble recoveries:</b>	1 (12/14/14 at IND)	1 (2014)
<b>Passes defended:</b>	3 (three times, last: 12/24/16 at CIN)	16 (2016)



### 2017 GAME-BY-GAME STATISTICS

DATE	OPP	TKL	SOLO	ASST	ST	SACKS	FF	FR	PD	INT
09/10	at Houston	6	5	1	0	0.0	0	0	1	0
09/17	vs. Tennessee	6	6	0	0	0.0	0	0	1	0
09/24	vs. Baltimore	0	0	0	0	0.0	0	0	1	1
10/01	at New York Jets	2	2	0	0	0.0	0	0	2	1
10/08	at Pittsburgh	3	3	0	0	0.0	0	0	1	0
10/15	vs. LA Rams	4	4	0	0	0.0	0	0	1	0
10/22	at Indianapolis									
	BYE WEEK									
11/05	vs. Cincinnati									
11/12	vs. LA Chargers									
11/19	at Cleveland									
11/26	at Arizona									
12/03	vs. Indianapolis									
12/10	vs. Seattle									
12/17	vs. Houston									
12/24	at San Francisco									
12/31	at Tennessee									
<b>2017 totals:</b>		<b>21</b>	<b>20</b>	<b>1</b>	<b>0</b>	<b>0.0</b>	<b>0</b>	<b>0</b>	<b>7</b>	<b>2</b>

# A.J. BOUYE

## 2016 GAME-BY-GAME STATISTICS

DATE	OPP	TKL	SOLO	ASST	ST	SACKS	FF	FR	PD	INT
09/11	vs. Chicago	3	3	0	0	1.0	0	0	1	0
09/18	vs. Kansas City	4	3	1	0	0.0	0	0	2	0
09/22	at New England	1	1	0	0	0.0	0	0	0	0
10/02	vs. Tennessee	2	1	1	0	0.0	0	0	3	0
10/09	at Minnesota	2	2	0	0	0.0	0	0	0	0
10/16	vs. Indianapolis	4	3	1	0	0.0	0	0	0	0
10/24	at Denver	11	9	2	0	0.0	0	0	2	0
10/30	vs. Detroit	5	5	0	0	0.0	0	0	1	0
BYE WEEK										
11/13	at Jacksonville					ina				
11/21	at Oakland	2	1	1	0	0.0	0	0	1	1
11/27	vs. San Diego	7	5	2	0	0.0	0	0	1	0
12/04	at Green Bay	4	3	1	0	0.0	0	0	0	0
12/11	at Indianapolis	3	1	2	0	0.0	0	0	1	0
12/18	vs. Jacksonville	2	1	1	0	0.0	0	0	0	0
12/24	vs. Cincinnati	9	9	0	0	0.0	0	0	3	0
01/01	at Tennessee	3	2	1	0	0.0	0	0	1	0
<b>2016 totals:</b>		<b>62</b>	<b>48</b>	<b>14</b>	<b>0</b>	<b>1.0</b>	<b>0</b>	<b>0</b>	<b>16</b>	<b>1</b>
Postseason										
01/07	vs. Oakland	2	0	2	0	0.0	0	0	4	1
01/14	at New England	5	5	0	0	0.0	1	0	2	1
<b>Postseason totals:</b>		<b>7</b>	<b>5</b>	<b>2</b>	<b>0</b>	<b>0.0</b>	<b>1</b>	<b>0</b>	<b>6</b>	<b>2</b>

## 2015 GAME-BY-GAME STATISTICS

DATE	OPP	TKL	SOLO	ASST	ST	SACKS	FF	FR	PD	INT
09/13	vs. Kansas City	1	1	0	0	0.0	0	0	0	0
09/20	at Carolina	0	0	0	0	0.0	0	0	0	0
09/27	vs. Tampa Bay	0	0	0	0	0.0	0	0	0	0
10/04	at Atlanta	1	1	0	0	0.0	0	0	0	0
10/08	vs. Indianapolis	1	1	0	0	0.0	0	0	0	0
10/18	at Jacksonville	7	7	0	0	0.0	0	0	2	1
10/25	at Miami	1	1	0	0	0.0	0	0	0	0
11/01	vs. Tennessee	0	0	0	0	0.0	0	0	0	0
BYE WEEK										
11/16	at Cincinnati	0	0	0	0	0.0	0	0	0	0
11/22	vs. New York Jets	0	0	0	0	0.0	0	0	1	0
11/29	vs. New Orleans					ina				
12/06	at Buffalo	0	0	0	0	0.0	0	0	1	0
12/13	vs. New England	0	0	0	0	0.0	0	0	0	0
12/20	at Indianapolis	0	0	0	0	0.0	0	0	2	1
12/27	at Tennessee	2	2	0	0	0.0	0	0	0	0
01/03	vs. Jacksonville	1	1	0	0	0.0	0	0	1	0
<b>2015 totals:</b>		<b>14</b>	<b>14</b>	<b>0</b>	<b>0</b>	<b>0.0</b>	<b>0</b>	<b>0</b>	<b>6</b>	<b>2</b>
Postseason										
01/09	vs. Kansas City	1	1	0	0	0.0	0	0	0	0
<b>Postseason totals:</b>		<b>1</b>	<b>1</b>	<b>0</b>	<b>0</b>	<b>0.0</b>	<b>0</b>	<b>0</b>	<b>0</b>	<b>0</b>

## 2014 GAME-BY-GAME STATISTICS

DATE	OPP	TKL	SOLO	ASST	ST	SACKS	FF	FR	PD	INT
09/07	vs. Washington	3	3	0	0	0.0	0	0	1	0
09/14	at Oakland	8	7	1	0	0.0	0	0	0	0
09/21	at N.Y. Giants	3	1	2	0	0.0	0	0	0	0
09/28	vs. Buffalo					ina				
10/05	at Dallas					ina				
10/09	vs. Indianapolis	3	2	1	0	0.0	0	0	2	0
10/20	at Pittsburgh	1	0	0	0	0.0	0	0	0	0
10/26	at Tennessee	2	1	1	0	0.0	0	0	0	0
11/02	vs. Philadelphia	6	5	1	0	0.0	0	0	1	1
BYE WEEK										
11/16	at Cleveland	9	8	1	0	0.0	0	0	1	0
11/23	vs. Cincinnati	4	4	0	0	0.0	0	0	0	0
11/30	vs. Tennessee	3	3	0	0	0.0	0	0	1	1
12/07	at Jacksonville	3	3	0	0	0.0	0	0	0	0
12/14	at Indianapolis	3	3	0	0	0.0	1	1	0	0
12/21	vs. Baltimore	3	3	0	0	0.0	0	0	3	1
12/28	vs. Jacksonville	3	3	0	0	0.0	0	0	1	0
<b>2014 totals:</b>		<b>54</b>	<b>47</b>	<b>7</b>	<b>0</b>	<b>0.0</b>	<b>1</b>	<b>1</b>	<b>10</b>	<b>3</b>


## 2013 GAME-BY-GAME STATISTICS

DATE	OPP	TKL	SOLO	ASST	ST	SACKS	FF	FR	PD	INT
09/09	at San Diego	0	0	0	0	0.0	0	0	0	0
09/15	vs. Tennessee	0	0	0	0	0.0	0	0	0	0
09/22	at Baltimore	0	0	0	0	0.0	0	0	0	0
09/29	vs. Seattle	0	0	0	0	0.0	0	0	0	0
10/06	at San Francisco	0	0	0	0	0.0	0	0	0	0
10/13	vs. St. Louis	0	0	0	0	0.0	0	0	0	0
10/20	at K.C.					IR				
10/27	BYE WEEK									
11/03	vs. Indianapolis					IR				
11/10	at Arizona					IR				
11/17	vs. Oakland					IR				
11/24	vs. Jacksonville					IR				
12/01	vs. New England					IR				
12/05	at Jacksonville					IR				
12/15	at Indianapolis					IR				
12/22	vs. Denver					IR				
12/29	at Tennessee					IR				
<b>2013 totals:</b>		<b>0</b>	<b>0</b>	<b>0</b>	<b>0</b>	<b>0.0</b>	<b>0</b>	<b>0</b>	<b>0</b>	<b>0</b>

# BLAIR BROWN

53

## BLAIR BROWN



LINEBACKER

6-0 238 LBS

OHIO

BORN MAY 27, 1994

MORENO VALLEY, CALIFORNIA

ACQ: FIFTH ROUND OF 2017 DRAFT (148TH)

EXP: ROOKIE

### TRANSACTIONS

Drafted by Jacksonville in the fifth round (148th overall) in the 2017 draft

### PRO (Games played/started - 4/0)

#### 2017 (w/ JAX - 4/0)

- **9/10 at HOU:** Inactive
- **9/17 vs. TEN:** Inactive
- **9/24 vs. BAL:** Made his NFL debut and recorded one solo tackle
- **10/1 at NYJ:** Saw action on special teams
- **10/8 at PIT:** Saw action on special teams
- **10/15 vs LAR:** Recorded one solo special teams tackle

### COLLEGE (at Ohio, 2012-16)

Finished his career with 265 tackles (146 solo), 24.5 tackles for a loss and 5.5 sacks

#### 2016 (Senior)

Brown was named first-team All-Mid-American Conference after leading the team with 128 tackles ... Recorded 59 solo tackles, 15 tackles for a loss, 4.5 sacks and one forced fumble

#### 2015 (Junior)

Started in all 11 games, finishing third on the team with 65 tackles (37 solo), 4.5 tackles for a loss

- **9/19 vs. Southeastern Louisiana:** Recorded 11 tackles
- **10/17 vs. Western Michigan:** Totaled 11 tackles and one quarterback hurry

#### 2014 (Sophomore)

Appeared in 11 games, starting eight games and finished third on the team in tackles with 55 (30 solo)

- **9/6 vs. Kentucky:** Recorded 1.0 sack

#### 2013 (Freshman)

Appeared in seven games totaling 17 tackles (nine solo)

- **9/21 vs. Austin Peay:** Registered eight tackles

### HIGH SCHOOL

- Attended Rancho Verde High School (Moreno Valley, Calif.)
- Received All-League honors
- Helped guide team to a perfect 14-0 record during his senior year

### PERSONAL

- Son of Valencia and Edward Brown

### REGULAR SEASON CAREER STATISTICS


YEAR	TEAM	GP/GS	TKL	SOLO	ASST	SACKS	FF	FR	PD	INT
2017	JAX	4/0	1	1	0	0.0	0	0	0	0
<b>NFL totals: 1 yr.</b>		<b>4/0</b>	<b>1</b>	<b>1</b>	<b>0</b>	<b>0.0</b>	<b>0</b>	<b>0</b>	<b>0</b>	<b>0</b>

### 2017 GAME-BY-GAME STATISTICS

DATE	OPP	TKL	SOLO	ASST	ST	SACKS	FF	FR	PD	TFL
09/10	at Houston				Inactive					
09/17	vs. Tennessee				Inactive					
09/24	vs. Baltimore	1	1	0	0	0.0	0	0	0	0
10/01	at New York Jets	0	0	0	0	0.0	0	0	0	0
10/08	at Pittsburgh	0	0	0	0	0.0	0	0	0	0
10/15	vs. LA Rams	0	0	0	1	0.0	0	0	0	0
10/22	at Indianapolis				BYE WEEK					
11/05	vs. Cincinnati									
11/12	vs. LA Chargers									
11/19	at Cleveland									
11/26	at Arizona									
12/03	vs. Indianapolis									
12/10	vs. Seattle									
12/17	vs. Houston									
12/24	at San Francisco									
12/31	at Tennessee									
<b>2017 totals:</b>		<b>1</b>	<b>1</b>	<b>0</b>	<b>1</b>	<b>0.0</b>	<b>0</b>	<b>0</b>	<b>0</b>	<b>0</b>


# CALAIS CAMPBELL

**93**



**CALAIS CAMPBELL**

DEFENSIVE LINEMAN  
6-8 300 LBS  
MIAMI (FLA.)  
BORN SEPTEMBER 1, 1986  
AURORA, COLORADO  
ACQ: UFA (ARIZONA) 2017  
EXP: 10TH YEAR



## TRANSACTIONS

Originally drafted by Arizona in the second round (50th overall) in the 2008 NFL Draft ... Signed by Jacksonville as an unrestricted free agent on 3/10/17

## PRO (Games played/started - 144/126, 9/4)

- Two-time Pro Bowl selection (2014, 2015)
- Has registered nine consecutive seasons with at least 5.0 sacks, tied for the longest streak in the NFL among defensive linemen with SEA's **Cliff Avril** and CAR's **Julius Peppers**
- Recorded at least 6.0 sacks in seven of the last eight seasons (2009-2017)
- One of four defensive linemen to register at least 30 passes defensed since 2011
- His 126 career starts are second-most among all active defensive linemen, trailing only CIN's **Domata Peko** (138)
- Since he was drafted in 2008, his 112 tackles for loss are third-most in the NFL among active players trailing BAL's **Terrell Suggs** (113) and HOU's **J.J. Watt** (136)

## 2017 (w/ JAX - 6/6)

- **9/10 at HOU:** Started at DE and was tied for second on the team with six tackles (four solo), two tackles for a loss and set a Jaguars franchise record for most sacks in a single game with four, which also was a career-high ... Campbell's 3.5 sacks in the first half were the most sacks by a single player in a half since 2015 (**Khalil Mack**, Week 14, 2015, 5.0; **Cameron Wake**, Week 6, 2015, 4.0)
- **9/17 vs. TEN:** Started at DE and recorded four solo tackles
- **9/24 vs. BAL:** Started at DE and totaled three tackles (two solo), one forced fumble and a half of a sack
- **10/1 at NYJ:** Started at DE and recorded six tackles (three solo), one tackle for a loss and one sack
- **10/8 at PIT:** Started at DE and recorded four tackles (one solo) and half of a sack
- **10/15 vs LAR:** Started at DE and recorded five tackles (four solo), two sacks, two tackles for a loss and one pass defensed

## 2016 (w/ ARI, 16/16)

Started 16 games for the second consecutive season and fourth time in his career ... Recorded 53 tackles (34 solo), 8.0 sacks, one INT, two forced fumbles and 12 tackles for a loss ... His 8.0 sacks tied for the second-highest total in his career and his highest total since 2013 (9.0)

- **10/06 at SF:** Recorded four tackles (three solo), 2.0 sacks, one INT and two tackles for a loss
- **10/30 at CAR:** Totaled a season-high nine tackles and two QB hits
- **1/1 at L.A.:** Registered three tackles, 1.5 sacks and a tackle for a loss

## 2015 (w/ ARI, 16/16, 2/2)

Started 16 games for the third time in his career and led the defensive line with 61 tackles ... Tied for the team lead with 16 tackles for loss ... Chosen as a defensive captain for the second consecutive season ... Named to his second consecutive Pro Bowl

- **10/4 vs STL:** Tied his career high with a team-leading 11 tackles (10 solo)
- **12/27 vs. GB:** Recorded six tackles (five solo), a season high 2.5 sacks and three tackles for a loss

## 2014 (w/ ARI, 14/14, 1/1)

Chosen as a defensive captain for the first time in his career ... Led the defensive line with 58 tackles, was second on the team with 7.0 sacks and led the team with 16 tackles for a loss ... Earned his first Pro Bowl selection

- **9/14 at NYG:** Set season high with 10 solo tackles and recorded 1.0 sack and three tackles for a loss
- **10/5 at DEN:** Registered two solo tackles, one INT and one tackle for a loss
- **11/23 at SEA:** Set a career high registering 3.0 sacks

## 2013 (w/ ARI, 16/16)

Started all 16 games and led the defensive line with 58 tackles ... Set a career high with 9.0 sacks, which was second highest on the team ... Tied for the team lead with 14 tackles for a loss ... Named a Pro Bowl alternate

- **10/6 vs. CAR:** Recorded four solo tackles, a forced fumble and 2.0 sacks
- **10/17 vs. SEA:** Totaled a season-high eight tackles (seven solo), a fumble recovery and one tackle for a loss
- **12/22 at SEA:** Registered four tackles (three solo), 2.0 sacks and two tackles for a loss

## 2012 (w/ ARI, 13/12)

Played in 13 with 12 starts ... Led the defensive line with 63 tackles and finished second on the team with 6.5 sacks

- **9/16 at NE:** Recorded a season-high 10 tackles, 2.0 sacks and two tackles for a loss
- **10/29 vs. SF:** Finished with six solo tackles, 1.0 sack and two tackles for a loss

## 2011 (w/ ARI, 16/16)

Started all 16 games for the first time and posted a career high 72 tackles and team leading 8.0 sacks

- **9/25 at SEA:** Recorded 10 tackles (five solo), 2.5 sacks and two tackles for a loss
- **11/6 vs. STL:** Registered six solo tackles, 2.0 sacks and three tackles for a loss
- **11/13 at PHI:** Recorded his first career interception, picking off a QB **Michael Vick** pass

## 2010 (w/ ARI, 15/15)

Totaled 60 tackles and led the team with 6.0 sacks

- **12/19 at CAR:** Recorded a season-high 11 tackles (nine solo), 1.0 sack and four tackles for a loss

## 2009 (w/ ARI, 16/15, 2/1)

Saw action in all 16 games and started 15 ... Recorded 48 tackles, 7.0 sacks and also blocked two field goals

- **9/20 at JAX:** Credited with his first career sack with 0.5 sack of QB **David Garrard**
- **10/18 at SEA:** Registered three tackles, 1.5 sacks and had two tackles for a loss
- **11/22 at STL:** Recorded two solo tackles and a forced fumble

## 2008 (w/ ARI, 16/0, 4/0)

Played in all 16 games and all four postseason games, including Super Bowl XLIII, in his rookie season and was a key contributor on special teams, totaling seven special teams tackles

- **9/7 at SF:** Recorded first career tackle

## COLLEGE (at Miami (Fla.), 2009-12)

- Played in 36 career games, starting 25
- Career totals include 158 tackles, 19.5 sacks and 39 tackles for a loss
- Two-time All-ACC selection

## PERSONAL

- Attended South (Aurora, Colo.) High School and was a two-time All-State selection
- As a senior, recorded 19.0 sacks, 188 tackles and two interceptions
- Garnered All-State accolades in basketball in his junior year
- Recipient of the 2015 Pop Warner Humanitarian Award, given to an individual who portrays both outstanding athletic achievement and high humanitarian principles while serving as an inspiration to the youth of today
- Twitter handle is @Campbell93

## REGULAR SEASON CAREER STATISTICS

YEAR	TEAM	GP/GS	TKL	SOLO	ASST	SACKS	FF	FR	PD	TFL	INT
2008	ARI	16/0	21	17	4	0.0	1	0	1	2	0
2009	ARI	16/15	46	35	11	7.0	1	0	5	8	0
2010	ARI	15/15	60	46	14	6.0	0	1	2	13	0
2011	ARI	16/16	72	53	19	8.0	2	1	10	13	1
2012	ARI	13/12	63	50	13	6.5	0	0	6	13	0
2013	ARI	16/16	58	45	13	9.0	1	2	6	14	0
2014	ARI	14/14	58	48	10	7.0	1	0	3	16	1
2015	ARI	16/16	61	46	15	5.0	0	1	3	16	0
2016	ARI	16/16	53	34	19	8.0	2	3	6	12	1
2017	JAX	6/6	28	18	10	8.0	1	0	1	5	0
<b>NFL totals: 10 yrs.</b>		<b>144/126</b>	<b>520</b>	<b>392</b>	<b>128</b>	<b>64.5</b>	<b>9</b>	<b>8</b>	<b>43</b>	<b>112</b>	<b>3</b>

## POSTSEASON CAREER STATISTICS

YEAR	TEAM	GP/GS	TKL	SOLO	ASST	SACKS	FF	FR	PD	TFL	INT
2008	ARI	4/0	4	3	1	0.0	0	0	1	0	0
2009	ARI	2/1	5	5	0	0.0	0	0	0	0	0
2014	ARI	1/1	4	0	4	0.0	0	0	0	0	0
2015	ARI	2/2	5	1	4	0.0	0	0	1	0	0
<b>NFL totals: 4 yrs.</b>		<b>9/4</b>	<b>18</b>	<b>9</b>	<b>9</b>	<b>0.0</b>	<b>0</b>	<b>0</b>	<b>2</b>	<b>0</b>	<b>0</b>

## CAREER HIGHS

	GAME	SEASON
<b>Tackles:</b>	11 (two times; last 10/4/15 vs. STL)	72 (2011)
<b>Sacks:</b>	4.0 (9/10/17 at HOU)	9.0 (2013)
<b>Forced fumbles:</b>	1 (seven times; last: 12/11/16 at MIA)	2 (2011, '16)
<b>Fumble recoveries:</b>	1 (eight times; last: 12/24/16 at L.A.)	3 (2016)
<b>Interceptions:</b>	1 (three times; last: 10/6/16 at S.F.)	1 (2011, '14, '16)





# A.J. CANN

60

A.J. CANN

OFFENSIVE LINEMAN

6-3 315 LBS.

SOUTH CAROLINA

BORN OCTOBER 3, 1991

BAMBERG, SOUTH CAROLINA

ACQ: 3RD ROUND OF 2015 DRAFT (67TH)

EXP: 3RD YEAR



## TRANSACTIONS

Originally drafted by Jacksonville in third round (67th overall) in 2015 draft

## PRO (Games played/started - 37/35)

- Third-year G emerged as a starter in Week 4 of the 2015 season
- Highest drafted player by the Jaguars from the University of South Carolina

## 2017 (w/ JAX - 6/6)

- **9/10 at HOU:** Started at RG and helped pave the way for the team to rush for 155 yards ... Did not allow a sack
- **9/17 vs. TEN:** Started at RG
- **9/24 vs. BAL:** Started at RG and helped the team rush for 166 yards and did not allow a sack
- **10/1 at NYJ:** Started at RG ... Briefly left the game with a finger injury, but returned to help the team rush for 175 yards
- **10/8 at PIT:** Started at RG and helped the team rush for 231 yards
- **10/15 vs LAR:** Started at RG and helped the team rush for 169 yards

## 2016 (w/ JAX - 16/16)

Part of a unit that surrendered 34 sacks, its least amount since 2007

- **9/11 at G.B.:** Started the team's season opener at RG
- **9/18 at S.D.:** Started at RG
- **9/25 vs. BAL:** Started at RG
- **10/2 vs. IND:** Started at RG and helped the team rush for 136 yards
- **10/16 at CHI:** Started at RG
- **10/23 vs. OAK:** Started at RG
- **10/27 at TEN:** Started at RG
- **11/6 at K.C.:** Started at RG, helping the team rush for a season-high 205 yards
- **11/13 vs. HOU:** Started at RG
- **11/20 at DET:** Started at RG in his 25th career game
- **11/27 at BUF:** Started at RG
- **12/4 vs. DEN:** Started at RG and helped the team rush for 154 yards
- **12/11 vs. MIN:** Started at RG
- **12/18 at HOU:** Started at RG
- **12/24 vs. TEN:** Started at RG
- **1/1 at IND:** Started at RG, helping the team rush for 182 yards

## 2015 (w/ JAX - 15/13)

Rookie offensive lineman started 13 games at RG

- **10/4 at IND:** Made his first career start at RG, helping fellow rookie RB T.J. Yeldon rush for 100+ yards
- **10/25 vs. BUF:** Started at RG, helping RB T.J. Yeldon rush for a season-high 115 yards
- **12/13 vs. IND:** Started at RG, helping the Jaguars rush for a season-high 154 yards

## COLLEGE (at South Carolina, 2010-15)

- Four-year starter, starting in 51 games, the second-most in school history (T.J. Johnson, 53)
- Three-time member of the SEC Fall Academic Honor Roll
- In 2014, named first-team All-America by Sporting News, ESPN.com and CBSsportsline.com, was a second-team All-American by Walter Camp, Associated Press and Sports Illustrated, and a third-team selection by College Sports Madness
- Earned first team All-SEC honors by the coaches and ESPN.com and was a second-team pick by the AP
- In 2013, voted a permanent team captain as a junior
- Majored in African American studies


## PERSONAL

- Played on both sides of the ball for Head Coach Kevin Crosby at Bamberg-Ehrhardt (S.C.) High School
- Graded out at 96 percent with 60 knockdown blocks as an offensive tackle
- Did not give up a sack
- Given name is Aaron
- Twitter handle is @AJCann50

# BARRY CHURCH

42

## BARRY CHURCH



SAFETY

6-2 218 LBS.

TOLEDO

BORN FEBRUARY 11, 1988

PITTSBURGH, PENNSYLVANIA

ACQ: UFA (DALLAS) 2017

EXP: 8TH YEAR

### TRANSACTIONS

Originally signed with Dallas as an undrafted free agent on 4/30/10 ... Signed a four-year contract extension with the club on 10/26/12 ... Signed by Jacksonville as an unrestricted free agent on 3/10/17

### PRO (Games played/started - 96/69, 3/3)

- Elected as a team captain for the Cowboys in 2014 and 2016
- Career totals include 489 tackles, 18 PDs, six INTs and 1.0 sack in 96 career games (69 starts)

### 2017 (w/ JAX - 6/6)

- **9/10 at HOU:** Started at SS and was tied for second on the team with six tackles (three solo) ... Registered his sixth consecutive game with at least five tackles
- **9/17 vs. TEN:** Started at SS and was tied for second on the team with six solo tackles ... Registered his seventh consecutive game with at least five tackles
- **9/24 vs. BAL:** Started at SS and recorded two solo tackles
- **10/1 at NYJ:** Started at SS and recorded six tackles (five solo), one tackle for a loss and his first career sack
- **10/8 at PIT:** Started at SS and recorded four tackles (two solo), one pass defended and one INT, which he returned 51 yards for a TD
- **10/15 vs. LAR:** Started at SS and recorded three tackles (two solo) and one pass defended

### 2016 (w/ DAL, 12/12, 1/1)

Started 12 games, but missed four games due to a fractured forearm ... Led the team with two INTs

- **9/18 at WAS:** Recorded five tackles, one pass defended and his fourth career INT
- **12/26 vs. DET:** Registered a season-high 12 tackles (seven solo)
- **1/15 vs. G.B.:** Notched four tackles and 1.0 sack in third postseason appearance

### 2015 (w/ DAL, 15/15)

Started 15 games, finishing the season on IR with a broken arm ... Finished second on the team with 113 tackles

- **11/15 at T.B.:** Recorded a season-high 11 tackles (nine solo) to finish second on the team
- **12/19 vs. NYJ:** Made his 50th career start and had seven tackles (four solo)

### 2014 (w/ DAL, 16/16, 2/2)

Elected by his teammates as one of the defensive captains for the season ... Started all 16 games for the second consecutive season ... Led the team in tackles (105) for the second straight year

- **9/14 at TEN:** Registered his second career INT and had six tackles (five solo) and one pass defended
- **11/23 at NYG:** Recorded seven solo tackles, including one for a loss, one pass defended, and returned an INT 45 yards
- **11/27 vs. PHI:** Had a season-high 11 tackles (nine solo) and one pass defended

### 2013 (w/ DAL, 16/16)

Started all 16 games played for the first time in his career ... Finished with the team-best and career-high 133 tackles (105 solo)

- **9/8 vs. NYG:** Recorded eight tackles (seven solo), his first NFL forced fumble and a fumble recovery, which he returned 27 yards for a TD
- **11/10 at N.O.:** Posted a season-high and team best 14 tackles (nine solo)
- **11/27 vs. OAK:** Registered eight tackles (six solo) to surpass the 100-tackle mark for the season, the first time in his career

### 2012 (w/ DAL, 3/3)

Earned the starting SS position in training camp, but was placed on IR after three games with an Achilles tendon injury

### 2011 (w/ DAL, 13/1)

Played in 13 games finishing the season on IR due to a shoulder injury

- **9/18 at WAS:** Recorded four tackles (three solo), including two for a loss
- **12/11 vs. NYG:** Earned his first NFL start and registered two tackles before leaving the game with a shoulder injury

### 2010 (w/ DAL, 15/0)

Was one of four rookie free agents to make the active roster and played in 15 games seeing time mainly on special teams

- **9/19 vs. CHI:** Made his NFL debut on special teams
- **10/31 vs. JAX:** Registered four tackles (three solo) as a reserve safety

### COLLEGE (at Toledo, 2006-09)

- Career totals include 354 tackles, 26 for a loss, nine INTs, 18 passes defended, six forced fumbles and three blocked kicks
- As a senior, was named first-team All-MAC for the fourth time, becoming the first Rocket and the third MAC player to ever achieve that distinction
- Was one-of-12 semifinalists for the Jim Thorpe Award (top defensive back) and selected to play in the East-West Shrine Game

### PERSONAL

- Attended Penn Hills (Pittsburgh) High School and named to the *Pittsburgh Tribune-Review's* "Terrific 25" team and second-team all-state Class AAAA at safety as a senior
- As a senior, had 80 tackles, 9.0 sacks and four INTs, as well as 30 catches for 670 yards and four offensive TDs
- He and his wife, Marcia, were married in June 2015
- Twitter handle is @BarryChurch42

### REGULAR SEASON CAREER STATISTICS

YEAR	TEAM	GP/GS	TKL	SOLO	ASST	SACKS	FF	FR	PD	INT	TD
2010	DAL	15/0	13	10	3	0.0	1	0	0	0	0
2011	DAL	13/1	20	16	4	0.0	0	0	0	0	0
2012	DAL	3/3	5	3	2	0.0	0	1	0	0	0
2013	DAL	16/16	133	105	28	0.0	3	1	6	1	1
2014	DAL	16/16	93	73	20	0.0	1	1	6	2	0
2015	DAL	15/15	113	75	38	0.0	1	0	0	0	0
2016	DAL	12/12	85	61	24	0.0	1	0	4	2	0
2017	JAX	6/6	27	20	7	1.0	0	0	2	1	1
<b>NFL totals:</b>		<b>7 yrs. 96/69</b>	<b>489</b>	<b>363</b>	<b>126</b>	<b>1.0</b>	<b>7</b>	<b>3</b>	<b>18</b>	<b>6</b>	<b>2</b>

### POSTSEASON CAREER STATISTICS

YEAR	TEAM	GP/GS	TKL	SOLO	ASST	SACKS	FF	FR	PD	INT
2014	DAL	2/2	12	10	2	0.0	1	0	0	0
2016	DAL	1/1	4	2	2	1.0	0	0	0	0
<b>Postseason totals:</b>		<b>3/3</b>	<b>16</b>	<b>12</b>	<b>4</b>	<b>1.0</b>	<b>1</b>	<b>0</b>	<b>0</b>	<b>0</b>

### CAREER HIGHS

	GAME	SEASON
<b>Tackles:</b>	14 (11/10/13 at NO)	133 (2013)
<b>Interceptions:</b>	1 (six times, last: 10/8/17 at PIT)	2 (2014 & 2016)
<b>Forced fumbles:</b>	1 (seven times, last: 10/16/16 at GB)	3 (2012)
<b>Fumble recoveries:</b>	1 (three times, last: 11/9/14 at JAX)	1 (2012-14)
<b>Passes defended:</b>	3 (9/22/13 vs. STL)	6 (2013 & 2014)

### 2017 GAME-BY-GAME STATISTICS

DATE	OPP	TKL	SOLO	ASST	ST	SACKS	FF	FR	PD	INT	
09/10	at Houston	6	3	3	0	0.0	0	0	0	0	
09/17	vs. Tennessee	6	6	0	0	0.0	0	0	0	0	
09/24	vs. Baltimore	2	2	0	0	0.0	0	0	0	0	
10/01	at New York Jets	6	5	1	0	1.0	0	0	0	0	
10/08	at Pittsburgh	4	2	2	0	0.0	0	0	1	1	
10/15	vs. LA Rams	3	2	1	0	0.0	0	0	1	0	
10/22	at Indianapolis	BYE WEEK									
11/05	vs. Cincinnati										
11/12	vs. LA Chargers										
11/19	at Cleveland										
11/26	at Arizona										
12/03	vs. Indianapolis										
12/10	vs. Seattle										
12/17	vs. Houston										
12/24	at San Francisco										
12/31	at Tennessee										
<b>2017 totals:</b>		<b>27</b>	<b>20</b>	<b>7</b>	<b>0</b>	<b>1.0</b>	<b>0</b>	<b>0</b>	<b>2</b>	<b>1</b>	



# BARRY CHURCH



## 2016 GAME-BY-GAME STATISTICS

DATE	OPP	TKL	SOLO	ASST	ST	SACKS	FF	FR	PD	INT
09/11	vs. New York Giants	7	4	3	0	0.0	0	0	0	0
09/18	at Washington	5	3	2	0	0.0	0	0	1	1
09/25	vs. Chicago	9	6	3	0	0.0	0	0	1	0
10/02	at San Francisco	8	8	0	0	0.0	0	0	0	0
10/09	vs. Cincinnati	8	7	1	0	0.0	0	0	0	0
10/16	at Green Bay	5	4	1	0	0.0	1	0	1	1
10/23	BYE WEEK									
10/30	vs. Philadelphia	3	2	1	0	0.0	0	0	0	0
11/06	at Cleveland				ina					
11/13	at Pittsburgh				ina					
11/20	vs. Baltimore				ina					
11/24	vs. Washington				ina					
12/01	at Minnesota	9	7	2	0	0.0	0	0	0	0
12/11	at New York Giants	8	4	4	0	0.0	0	0	1	0
12/18	vs. Tampa Bay	6	5	1	0	0.0	0	0	0	0
12/26	vs. Detroit	12	7	5	0	0.0	0	0	0	0
01/01	at Philadelphia	5	4	1	0	0.0	0	0	0	0
<b>2016 totals:</b>		<b>85</b>	<b>61</b>	<b>24</b>	<b>0</b>	<b>0.0</b>	<b>1</b>	<b>0</b>	<b>4</b>	<b>2</b>

1/15 vs. Green Bay	4	2	2	0	1.0	0	0	0	0	0
<b>Postseason totals:</b>	<b>4</b>	<b>2</b>	<b>2</b>	<b>0</b>	<b>1.0</b>	<b>0</b>	<b>0</b>	<b>0</b>	<b>0</b>	<b>0</b>



## 2015 GAME-BY-GAME STATISTICS

DATE	OPP	TKL	SOLO	ASST	ST	SACKS	FF	FR	PD	INT
09/13	vs. New York Giants	8	4	4	0	0.0	0	0	0	0
09/20	at Philadelphia	6	4	2	0	0.0	0	0	0	0
09/27	vs. Atlanta	6	4	2	0	0.0	0	0	0	0
10/04	at New Orleans	8	6	2	1	0.0	0	0	0	0
10/11	vs. New England	8	5	3	0	0.0	0	0	0	0
10/18	BYE WEEK									
10/25	at New York Giants	6	4	2	1	0.0	0	0	0	0
11/01	vs. Seattle	9	5	4	1	0.0	0	0	0	0
11/08	vs. Philadelphia	8	4	4	0	0.0	0	0	0	0
11/15	at Tampa Bay	11	9	2	0	0.0	0	0	0	0
11/22	at Miami	4	3	1	0	0.0	0	0	0	0
11/26	vs. Carolina	4	2	2	0	0.0	0	0	0	0
12/07	at Washington	10	7	3	0	0.0	0	0	0	0
12/13	at Green Bay	11	9	2	0	0.0	0	0	0	0
12/19	vs. New York Jets	7	4	3	0	0.0	0	0	0	0
12/27	at Buffalo	7	5	2	0	0.0	1	0	0	0
01/03	vs. Washington				IR					
<b>2015 totals:</b>		<b>113</b>	<b>75</b>	<b>38</b>	<b>3</b>	<b>0.0</b>	<b>1</b>	<b>0</b>	<b>0</b>	<b>0</b>



## 2014 GAME-BY-GAME STATISTICS

DATE	OPP	TKL	SOLO	ASST	ST	SACKS	FF	FR	PD	INT
09/07	vs. San Francisco	5	2	3	0	0.0	0	0	1	0
09/14	at Tennessee	6	5	1	0	0.0	0	0	1	1
09/21	at St. Louis	5	4	1	0	0.0	0	0	0	0
09/28	vs. New Orleans	6	5	1	0	0.0	0	0	0	0
10/05	vs. Houston	6	6	0	0	0.0	0	0	0	0
10/12	at Seattle	5	2	3	0	0.0	0	0	1	0
10/19	vs. New York Giants	8	6	2	0	0.0	1	0	0	0
10/27	vs. Washington	6	5	1	0	0.0	0	0	0	0
11/02	vs. Arizona	5	4	1	0	0.0	0	0	0	0
11/09	at Jacksonville	2	2	0	0	0.0	0	1	0	0
11/16	BYE WEEK									
11/23	at New York Giants	7	7	0	1	0.0	0	0	1	1
11/27	vs. Philadelphia	11	9	2	0	0.0	0	0	1	0
12/04	at Chicago	4	4	0	1	0.0	0	0	1	0
12/14	at Philadelphia	6	6	0	2	0.0	0	0	0	0
12/21	vs. Indianapolis	3	1	2	0	0.0	0	0	0	0
12/28	vs. Washington	8	5	3	0	0.0	0	0	0	0
<b>2014 totals:</b>		<b>93</b>	<b>73</b>	<b>20</b>	<b>4</b>	<b>0.0</b>	<b>1</b>	<b>1</b>	<b>6</b>	<b>2</b>

01/04 vs. Detroit	4	3	1	0	0.0	1	0	0	0	0
01/11 at Green Bay	8	7	1	0	0.0	0	0	0	0	0
<b>Postseason totals:</b>	<b>12</b>	<b>10</b>	<b>2</b>	<b>0</b>	<b>0.0</b>	<b>1</b>	<b>0</b>	<b>0</b>	<b>0</b>	<b>0</b>



## 2013 GAME-BY-GAME STATISTICS

DATE	OPP	TKL	SOLO	ASST	ST	SACKS	FF	FR	PD	INT
09/08	vs. New York Giants	8	7	1	0	0.0	1	1	0	0
09/15	at Kansas City	7	7	0	0	0.0	0	0	0	0
09/22	vs. St. Louis	3	3	0	0	0.0	0	0	3	0
09/29	at San Diego	9	8	1	0	0.0	0	0	0	0
10/06	vs. Denver	11	10	1	0	0.0	1	0	1	0
10/13	vs. Washington	9	8	1	0	0.0	0	0	1	0
10/20	at Philadelphia	5	4	1	0	0.0	0	0	1	1
10/27	at Detroit	9	7	2	0	0.0	1	0	0	0
11/03	vs. Minnesota	5	4	1	0	0.0	0	0	0	0
11/10	at New Orleans	14	9	5	0	0.0	0	0	0	0
11/17	BYE WEEK									
11/24	at New York Giants	13	8	5	0	0.0	0	0	0	0
11/28	vs. Oakland	8	6	2	0	0.0	0	0	0	0
12/09	at Chicago	7	6	1	1	0.0	0	0	0	0
12/15	vs. Green Bay	11	8	3	0	0.0	0	0	0	0
12/22	at Washington	7	4	3	0	0.0	0	0	0	0
12/29	vs. Philadelphia	7	6	1	1	0.0	0	0	0	0
<b>2013 totals:</b>		<b>133</b>	<b>105</b>	<b>28</b>	<b>2</b>	<b>0.0</b>	<b>3</b>	<b>1</b>	<b>6</b>	<b>1</b>



## 2012 GAME-BY-GAME STATISTICS

DATE	OPP	TKL	SOLO	ASST	ST	SACKS	FF	FR	PD	INT
09/05	at New York Giants	1	0	1	1	0.0	0	1	0	0
09/16	at Seattle	1	0	1	0	0.0	0	0	0	0
09/23	vs. Tampa Bay	3	3	0	0	0.0	0	0	0	0
10/01	vs. Chicago				IR					
10/08	BYE WEEK									
10/14	at Baltimore				IR					
10/21	at Carolina				IR					
10/28	vs. New York Giants				IR					
11/04	at Atlanta				IR					
11/11	at Philadelphia				IR					
11/18	vs. Cleveland				IR					
11/22	vs. Washington				IR					
12/02	vs. Philadelphia				IR					
12/09	at Cincinnati				IR					
12/16	vs. Pittsburgh				IR					
12/23	vs. New Orleans				IR					
12/30	at Washington				IR					
<b>2012 totals:</b>		<b>5</b>	<b>3</b>	<b>2</b>	<b>1</b>	<b>0.0</b>	<b>0</b>	<b>1</b>	<b>0</b>	<b>0</b>



## 2011 GAME-BY-GAME STATISTICS

DATE	OPP	TKL	SOLO	ASST	ST	SACKS	FF	FR	PD	INT
09/11	at New York Jets	2	2	0	1	0.0	0	0	0	0
09/18	at San Francisco	0	0	0	0	0.0	0	0	0	0
09/26	vs. Washington	0	0	0	1	0.0	0	0	0	0
10/02	vs. Detroit	5	4	1	1	0.0	0	0	0	0
10/09	BYE WEEK									
10/16	at New England	1	0	1	1	0.0	0	0	0	0
10/23	vs. St. Louis	0	0	0	0	0.0	0	0	0	0
10/30	at Philadelphia	0	0	0	0	0.0	0	0	0	0
11/06	vs. Seattle	2	2	0	0	0.0	0	0	0	0
11/13	vs. Buffalo	4	3	1	0	0.0	0	0	0	0
11/20	at Washington	4	3	1	0	0.0	0	0	0	0
11/24	vs. Miami	0	0	0	0	0.0	0	0	0	0
12/04	at Arizona	0	0	0	1	0.0	0	0	0	0
12/11	vs. New York Giants	2	2	0	0	0.0	0	0	0	0
12/17	at Tampa Bay				IR					
12/24	vs. Philadelphia				IR					
01/01	at New York Giants				IR					
<b>2011 totals:</b>		<b>20</b>	<b>16</b>	<b>4</b>	<b>5</b>	<b>0.0</b>	<b>0</b>	<b>0</b>	<b>0</b>	<b>0</b>




## 2010 GAME-BY-GAME STATISTICS

DATE	OPP	TKL	SOLO	ASST	ST	SACKS	FF	FR	PD	INT
09/12	at Washington				ina					
09/19	vs. Chicago	0	0	0	0	0.0	0	0	0	0
09/26	at Houston	1	1	0	0	0.0	0	0	0	0
10/03	BYE WEEK									
10/10	vs. Tennessee	0	0	0	0	0.0	0	0	0	0
10/17	at Minnesota	0	0	0	1	0.0	0	0	0	0
10/25	vs. New York Giants	0	0	0	0	0.0	0	0	0	0
10/31	vs. Jacksonville	4	3	1	0	0.0	0	0	0	0
11/07	at Green Bay	3	2	1	1	0.0	1	0	0	0
11/14	at New York Giants	2	1	1	1	0.0	0	0	0	0
11/21	vs. Detroit	1	1	0	0	0.0	0	0	0	0
11/25	vs. New Orleans	0	0	0	0	0.0	0	0	0	0
12/05	at Indianapolis	0	0	0	0	0.0	0	0	0	0
12/12	vs. Philadelphia	0	0	0	0	0.0	0	0	0	0
12/19	vs. Washington	2	2	0	1	0.0	0	0	0	0
12/25	at Arizona	0	0	0	1	0.0	0	0	0	0
01/02	at Philadelphia	0	0	0	0	0.0	0	0	0	0
<b>2010 totals:</b>		<b>13</b>	<b>10</b>	<b>3</b>	<b>5</b>	<b>0.0</b>	<b>1</b>	<b>0</b>	<b>0</b>	<b>0</b>

# KEELAN COLE

84

## KEELAN COLE



WIDE RECEIVER

6-1 194 LBS

KENTUCKY WESLEYAN

BORN APRIL 20, 1993

LOUISVILLE, KENTUCKY

ACQ: FREE AGENT 2017

EXP: ROOKIE

### TRANSACTIONS

Originally signed as an undrafted free agent on 5/10/17

### PRO (Games played/started - 6/1)

• Totaled five receptions for 132 yards (26.4 avg.) with one TD and also returned one punt for 31 yards in the 2017 preseason

### 2017 (w/ JAX - 6/1)

- **9/10 at HOU:** Saw action at WR and on special teams
- **9/17 vs. TEN:** Recorded his first career reception and finished the game with two receptions for 13 yards
- **9/24 vs. BAL:** Made his first career NFL start at WR and recorded one reception for 13 yards
- **10/1 at NYJ:** Recorded one reception for 10 yards
- **10/8 at PIT:** Recorded one reception for four yards
- **10/15 vs LAR:** Recorded one reception for seven yards

### COLLEGE (at Kentucky Wesleyan, 2013-16)

- Named to the D2football.com All-American First Team, Associated Press Little All-American First Team and the Don Hansen All-American First Team
- Led the nation in kickoffs returned for a TD (two) and ranked second in all-purpose yards (198.1 yards per game) as a senior
- Named Great Midwest Athletic Conference Offensive and Special Teams Player of the Year in 2016
- Led the NCAA in receiving yards (1,577), receiving yards per game (141.5) and receiving TDs (21) as a sophomore in 2014

### PERSONAL

- Coached by Tyrann Scroggins at Central (Ky.) High School, where he was a four-year letterwinner and two-year starter at DB, WR and QB

### REGULAR SEASON CAREER STATISTICS

YEAR	TEAM	GP/GS	RECs	YDS	AVG.	LG	TD
2017	JAX	6/1	6	47	7.8	13	0
NFL totals: 1 yr.		6/1	6	47	7.8	13	0

### 2017 GAME-BY-GAME STATISTICS

DATE	OPP	RECs	YDS	AVG.	LG	TD
09/10	at Houston	0	0	0.0	0	0
09/17	vs. Tennessee	2	13	6.5	11	0
09/24	vs. Baltimore	1	13	13.0	13	0
10/01	at New York Jets	1	10	10.0	10	0
10/08	at Pittsburgh	1	4	4.0	4	0
10/15	vs. LA Rams	1	7	7.0	7	0
10/22	at Indianapolis					
	BYE WEEK					
11/05	vs. Cincinnati					
11/12	vs. LA Chargers					
11/19	at Cleveland					
11/26	at Arizona					
12/03	vs. Indianapolis					
12/10	vs. Seattle					
12/17	vs. Houston					
12/24	at San Francisco					
12/31	at Tennessee					
<b>2017 totals:</b>		<b>6</b>	<b>47</b>	<b>7.8</b>	<b>13</b>	<b>0</b>

**Additional Statistics:** one special teams tackle

# AARON COLVIN

22

## AARON COLVIN

CORNERBACK  
6-0 193 LBS.  
OKLAHOMA  
BORN OCTOBER 2, 1991  
TULSA, OKLAHOMA  
ACQ: 4TH ROUND OF 2014 DRAFT (114TH)  
EXP: 4TH YEAR



### TRANSACTIONS

Originally drafted by Jacksonville in the fourth round (114th overall) of the 2014 draft ... Placed on injured reserve on 12/23/16

### PRO (Games played/started - 38/20)

- Since 2015, his 5.0 sacks are most in the NFL by a CB and tied for the most by a defensive back (K.C.'s **Ron Parker**)
- Began rookie season on reserve/physically unable to perform list after suffering an ACL injury while playing for the Jaguars coaching staff on the South squad at the Senior Bowl in 2014

### 2017 (w/ JAX - 6/0)

- **9/10 at HOU:** Saw action at CB and recorded one solo tackle
- **9/17 vs. TEN:** Recorded three solo tackles
- **9/24 vs. BAL:** Recorded one solo tackle and one pass defended
- **10/1 at NYJ:** Recorded three tackles (two solo)
- **10/8 at PIT:** Tied for the team lead with 10 tackles (nine solo) and also recorded two tackles for a loss
- **10/15 vs. LAR:** Recorded two solo tackles, one tackle for a loss and a fumble recovery

### 2016 (w/ JAX - 10/4)

Missed the first four games of the season on the Reserve/Suspended by the Commissioner list

- **10/16 at CHI:** Made his season debut, posting five solo tackles, including one tackle for loss
- **10/23 vs. OAK:** Tallied three solo tackles at CB
- **10/27 at TEN:** Started at LCB and made two tackles (one solo)
- **11/6 at K.C.:** Saw action at CB and made seven tackles (five solo)
- **11/13 vs. HOU:** Saw action at CB and registered a seven-yard sack
- **11/20 at DET:** Started at CB and recorded two solo tackles before exiting the game with a concussion
- **11/27 at BUF:** Saw action at CB and on special teams
- **12/4 vs. DEN:** Saw action at CB and made one solo tackle
- **12/11 vs. MIN:** Started at CB and made one tackle
- **12/18 at HOU:** Started at CB before exiting the game with an ankle injury

### 2015 (w/ JAX - 16/15)

Started in 15 of 16 games at RCB, totaling 73 tackles (60 solo), seven passes defended, six tackles for loss and 4.0 sacks ... His 4.0 sacks are the most by an NFL DB since **Roman Harper's** 7.5 sacks in 2011 and the most by a Jaguars DB since **Aaron Beasley's** 5.0 sacks in 2000 (Colvin's 4.0 sacks are the second-most by a Jaguars DB in franchise history)

- **9/20 vs. MIA:** Made six tackles (five solo)
- **10/4 at IND:** Started at RCB, recording six tackles (five solo), including two tackles for loss, and his first career sack
- **10/11 at T.B.:** Started at RCB, tallying five tackles (five solo) and one sack
- **10/25 vs. BUF:** Made six tackles (six solo), including a sack-fumble that DE **Chris Clemons** returned for a TD ... Recorded the game-clinching PBU with 57 seconds remaining in the game to force a turnover on downs
- **11/8 at NYJ:** Made a season-high eight tackles (four solo), including one tackle for loss
- **11/19 vs. TEN:** Started at RCB, making seven tackles (seven solo), three passes defended and one sack
- **12/27 at N.O.:** Started at RCB and made a season-high nine tackles (five solo)

### 2014 (w/ JAX - 6/1)

Saw action in six games as a rookie and totaled 25 tackles (21 solo), two passes defended, two QB hits and one fumble recovery ... Placed on the reserve/physically unable to perform list on Aug. 26 and was activated to 53-man roster on Nov. 11

- **11/23 at IND:** Made NFL debut and saw action at CB and on special teams ... Finished with one solo tackle
- **11/30 vs. NYG:** Saw extensive action at CB ... Scored a TD on a 41-yard fumble return in the fourth quarter, his first career score ... It marked the fifth-longest fumble recovery for a touchdown in team history and longest since 2007 (77 yards, Daryl Smith, Oct. 14 vs. Houston)
- **12/7 vs. HOU:** Registered five tackles (four solo) and added one special teams tackle
- **12/18 vs. TEN:** Posted a career-high seven solo tackles and one pass defended

### COLLEGE (at Oklahoma, 2010-13)

- Four-year letterman
- Appeared in 50 games with 36 starts
- Career totals include 234 tackles (170 solo), 15 tackles for a loss, 3.5 sacks, five INTs, one forced fumble, three fumble recoveries and 23 passes defended
- Started 35 of his last 36 games
- Named a semifinalist for the Thorpe Award as a senior, given to the top defensive back in college football
- Was All-Big 12 first-team selection by coaches, AP and the San Antonio Express-News
- Majored in communications

### PERSONAL

- Attended Owasso (Okla.) High School
- Son of Bryant and Lisa Colvin
- Twitter handle is @AColvin\_22

REGULAR SEASON CAREER STATISTICS										
YEAR	TEAM	GP/GS	TKL	SOLO	ASST	SACKS	FF	FR	PD	INT
2014	JAX	6/1	25	21	4	0.0	0	1	2	0
2015	JAX	16/15	73	60	13	4.0	1	0	7	0
2016	JAX	10/4	22	18	4	1.0	0	0	0	0
2017	JAX	6/0	20	18	2	0.0	0	1	1	0
<b>NFL totals: 3 yrs.</b>		<b>38/20</b>	<b>141</b>	<b>118</b>	<b>23</b>	<b>5.0</b>	<b>1</b>	<b>2</b>	<b>10</b>	<b>0</b>

CAREER HIGHS		
	GAME	SEASON
<b>Tackles:</b>	10 (10/9/17 at PIT)	73 (2015)
<b>Sacks:</b>	1.0 (five times, last: 11/13/16 vs. HOU)	4.0 (2016)
<b>Passes defended:</b>	3 (11/19/15 vs. TEN)	7 (2015)
<b>Forced fumbles:</b>	1 (10/25/15 vs. BUF)	1 (2015)
<b>Fumble recoveries:</b>	1 (twice, last: 10/15/17 vs. LAR)	1 (2014 & 2017)

2017 GAME-BY-GAME STATISTICS										
DATE	OPP	TKL	SOLO	ASST	SACKS	FF	FR	PD	INT	
09/10	at Houston	1	1	0	0.0	0	0	0	0	
09/17	vs. Tennessee	3	3	0	0.0	0	0	0	0	
09/24	vs. Baltimore	1	1	0	0.0	0	0	1	0	
10/01	at New York Jets	3	2	1	0.0	0	0	0	0	
10/08	at Pittsburgh	10	9	1	0.0	0	0	0	0	
10/15	vs. LA Rams	3	2	1	0.0	0	1	0	0	
10/22	at Indianapolis									
	BYE WEEK									
11/05	vs. Cincinnati									
11/12	vs. LA Chargers									
11/19	at Cleveland									
11/26	at Arizona									
12/03	vs. Indianapolis									
12/10	vs. Seattle									
12/17	vs. Houston									
12/24	at San Francisco									
12/31	at Tennessee									
<b>2017 totals:</b>		<b>20</b>	<b>18</b>	<b>2</b>	<b>0.0</b>	<b>0</b>	<b>1</b>	<b>1</b>	<b>0</b>	

2016 GAME-BY-GAME STATISTICS										
DATE	OPP	TKL	SOLO	ASST	SACKS	FF	FR	PD	INT	
09/11	vs. Green Bay				--					
09/18	at San Diego				--					
09/25	vs. Baltimore				--					
10/02	vs. Indianapolis				--					
	BYE WEEK									
10/16	at Chicago	5	5	0	0.0	0	0	0	0	
10/23	vs. Oakland	3	3	0	0.0	0	0	0	0	
10/27	at Tennessee	2	1	1	0.0	0	0	0	0	
11/06	Kansas City	7	5	2	0.0	0	0	0	0	
11/13	vs. Houston	1	1	0	1.0	0	0	0	0	
11/20	at Detroit	2	2	0	0.0	0	0	0	0	
11/27	at Buffalo	0	0	0	0.0	0	0	0	0	
12/04	vs. Denver	1	1	0	0.0	0	0	0	0	
12/11	vs. Minnesota	1	0	1	0.0	0	0	0	0	
12/18	at Houston	0	0	0	0.0	0	0	0	0	
12/24	vs. Tennessee				IR					
01/01	at Indianapolis				IR					
<b>2016 totals:</b>		<b>22</b>	<b>18</b>	<b>4</b>	<b>1.0</b>	<b>0</b>	<b>0</b>	<b>0</b>	<b>0</b>	

# AARON COLVIN



## 2015 GAME-BY-GAME STATISTICS

DATE	OPP	TKL	SOLO	ASST	SACKS	FF	FR	PD	INT
09/13	vs. Carolina	2	1	1	0.0	0	0	0	0
09/20	vs. Miami	6	5	1	0.0	0	0	0	0
09/27	at New England	2	2	0	0.0	0	0	0	0
10/04	at Indianapolis	6	5	1	1.0	0	0	0	0
10/11	at Tampa Bay	6	5	1	1.0	0	0	0	0
10/18	vs. Houston	4	4	0	0.0	0	0	0	0
10/25	vs. Buffalo	6	6	0	1.0	1	0	1	0
BYE WEEK									
11/08	at N.Y. Jets	8	4	4	0.0	0	0	0	0
11/15	at Baltimore	4	3	1	0.0	0	0	0	0
11/19	vs. Tennessee	7	7	0	1.0	0	0	3	0
11/29	vs. San Diego	3	3	0	0.0	0	0	1	0
12/06	at Tennessee	0	0	0	0.0	0	0	1	0
12/13	vs. Indianapolis	2	2	0	0.0	0	0	0	0
12/20	vs. Atlanta	3	3	0	0.0	0	0	0	0
12/27	at New Orleans	9	5	4	0.0	0	0	0	0
01/03	at Houston	5	4	1	0.0	0	0	1	0
<b>2015 totals:</b>		<b>73</b>	<b>60</b>	<b>13</b>	<b>4.0</b>	<b>1</b>	<b>0</b>	<b>7</b>	<b>0</b>



## 2014 GAME-BY-GAME STATISTICS

DATE	OPP	TKL	SOLO	ASST	SACKS	FF	FR	PD	INT
09/07	at Philadelphia				PUP				
09/14	at Washington				PUP				
09/21	vs. Indianapolis				PUP				
09/28	at San Diego				PUP				
10/05	vs. Pittsburgh				PUP				
10/12	at Tennessee				PUP				
10/19	vs. Cleveland				PUP				
10/26	vs. Miami				PUP				
11/02	at Cincinnati				PUP				
11/09	vs. Dallas				PUP				
BYE WEEK									
11/23	at Indianapolis	1	1	0	0.0	0	0	0	0
11/30	vs. N.Y. Giants	4	3	1	0.0	0	1	1	0
12/07	vs. Houston	5	4	1	0.0	0	0	0	0
12/14	at Baltimore	4	3	1	0.0	0	0	0	0
12/18	vs. Tennessee	7	7	0	0.0	0	0	1	0
12/28	at Houston	4	3	1	0.0	0	0	0	0
<b>2014 totals:</b>		<b>25</b>	<b>21</b>	<b>4</b>	<b>0.0</b>	<b>0</b>	<b>1</b>	<b>2</b>	<b>0</b>

# SHELDON DAY

92

## SHELDON DAY

### DEFENSIVE TACKLE

6-1 294 LBS.

NOTRE DAME

BORN JULY 1, 1994

INDIANAPOLIS, INDIANA

ACQ: 4TH ROUND OF 2016 DRAFT (103RD)

EXP: 2ND YEAR



### TRANSACTIONS

- Originally drafted by Jacksonville in the fourth round (103rd overall) of the 2016 NFL Draft

### PRO (Games played/started - 21/0)

Rookie DT who made his rookie debut in the team's season opener in 2016

### 2017 (w/ JAX - 5/0)

- 9/10 at HOU:** Saw action at DT and assisted on one tackle
- 9/17 vs. TEN:** Inactive
- 9/24 vs. BAL:** Saw action at DT
- 10/1 at NYJ:** Assisted on one tackle
- 10/8 at PIT:** Saw action at DT and on special teams
- 10/15 vs. LAR:** Saw action at DT and on special teams

### 2016 (w/ JAX - 16/0)

- 9/11 vs. G.B.:** Made his Jaguars debut and played seven snaps at DT and one on special teams
- 9/18 at S.D.:** Saw action at DT and made one solo tackle for loss
- 9/25 vs. BAL:** Saw action at DT, making his first career tackle, and on special teams
- 10/2 vs. IND:** Played 17 snaps at DT and had one tackle for loss
- 10/16 at CHI:** Saw action at DT and on special teams
- 10/23 vs. OAK:** Saw action at DT and on special teams
- 10/27 at TEN:** Saw action at DT and recorded one tackle for loss
- 11/6 at K.C.:** Saw action at DT
- 11/13 vs. HOU:** Saw action at DT and on special teams
- 11/20 at DET:** Saw action at DT and on special teams
- 11/27 at BUF:** Saw action at DT and on special teams
- 12/4 vs. DEN:** Saw action at DT and on special teams
- 12/11 vs. MIN:** Saw action at DT and made one tackle
- 12/18 at HOU:** Saw action at DT and made one solo tackle
- 12/24 vs. TEN:** Saw action at DT and made his first career sack on QB **Marcus Mariota**
- 1/1 at IND:** Saw action at DT and assisted on one tackle

### COLLEGE (at Notre Dame, 2012-15)

As a senior, named season-long captain at the end of camp ... Registered 45 tackles (33 solo), 15.5 tackles for loss, 4.0 sacks, four passes defended and two forced fumbles ... His 15.5 tackles for loss were the most by a Notre Dame player since **Derek Landri** in 2006 ... Recorded at least one tackle for loss in 11 of the team's 13 games ... As a junior, registered 40 tackles (24 solo), 7.5 tackles for loss, one sack, nine quarterback hurries, two passes defended and two fumble recoveries ... Played in all 13 games as a true freshman

### PERSONAL

- Son of David Day and Carol Boyd
- Attended Warren Central (Indianapolis) High School
- Second-team selection on SI.com High School All-America team
- Ranked the sixth-best defensive tackle in the country and the 50th-best player in his class by Scout.com
- Runner-up for 2011 Indiana Mr. Football award as chosen by the Indiana Football Coaches Association
- Made 55 tackles, 12 for loss, nine sacks, 12 quarterback pressures and two fumble recoveries as a senior

### REGULAR SEASON CAREER STATISTICS

YEAR	TEAM	GP/GS	TKL	SOLO	ASST	ST	SACKS	FF	FR	PD	TFL
2016	JAX	16/0	8	6	2	0	1.0	0	0	0	2
2017	JAX	5/0	2	0	2	0	0.0	0	0	0	0
<b>NFL totals: 2 yr.</b>		<b>21/0</b>	<b>10</b>	<b>6</b>	<b>4</b>	<b>0</b>	<b>1.0</b>	<b>0</b>	<b>0</b>	<b>0</b>	<b>2</b>

### 2017 GAME-BY-GAME STATISTICS

DATE	OPP	TKL	SOLO	ASST	ST	SACKS	FF	FR	PD	TFL
09/10	at Houston	1	0	1	0	0.0	0	0	0	0
09/17	vs. Tennessee				Inactive					
09/24	vs. Baltimore	0	0	0	0	0.0	0	0	0	0
10/01	at New York Jets	1	0	1	0	0.0	0	0	0	0
10/08	at Pittsburgh	0	0	0	0	0.0	0	0	0	0
10/15	vs. LA Rams	0	0	0	0	0.0	0	0	0	0
10/22	at Indianapolis									
	BYE WEEK									
11/05	vs. Cincinnati									
11/12	vs. LA Chargers									
11/19	at Cleveland									
11/26	at Arizona									
12/03	vs. Indianapolis									
12/10	vs. Seattle									
12/17	vs. Houston									
12/24	at San Francisco									
12/31	at Tennessee									
<b>2017 totals:</b>		<b>2</b>	<b>0</b>	<b>2</b>	<b>0</b>	<b>0.0</b>	<b>0</b>	<b>0</b>	<b>0</b>	<b>0</b>


### 2016 GAME-BY-GAME STATISTICS

DATE	OPP	TKL	SOLO	ASST	ST	SACKS	FF	FR	PD	TFL
09/11	vs. Green Bay	0	0	0	0	0.0	0	0	0	0
09/18	at San Diego	1	1	0	0	0.0	0	0	0	1
09/25	vs. Baltimore	1	1	0	0	0.0	0	0	0	0
10/02	vs. Indianapolis	1	1	0	0	0.0	0	0	0	1
	BYE WEEK									
10/16	at Chicago	0	0	0	0	0.0	0	0	0	0
10/23	vs. Oakland	0	0	0	0	0.0	0	0	0	0
10/27	at Tennessee	1	1	0	0	0.0	0	0	0	1
11/06	at Kansas City	0	0	0	0	0.0	0	0	0	0
11/13	vs. Houston	0	0	0	0	0.0	0	0	0	0
11/20	at Detroit	0	0	0	0	0.0	0	0	0	0
11/27	at Buffalo	0	0	0	0	0.0	0	0	0	0
12/04	vs. Denver	0	0	0	0	0.0	0	0	0	0
12/11	vs. Minnesota	1	0	1	0	0.0	0	0	0	0
12/18	at Houston	1	1	0	0	0.0	0	0	0	0
12/24	vs. Tennessee	1	1	0	0	1.0	0	0	0	1
01/01	at Indianapolis	1	0	1	0	0.0	0	0	0	0
<b>2016 totals:</b>		<b>8</b>	<b>6</b>	<b>2</b>	<b>0</b>	<b>1.0</b>	<b>0</b>	<b>0</b>	<b>0</b>	<b>4</b>

# LEONARD FOURNETTE

## 27 LEONARD FOURNETTE

RUNNING BACK  
6-0 228 LBS.  
LOUISIANA STATE  
BORN JANUARY 18, 1995  
NEW ORLEANS, LOUISIANA  
ACQ: FIRST ROUND OF 2017 DRAFT (4TH)  
EXP: ROOKIE



### TRANSACTIONS

Drafted by Jacksonville in the first round (fourth overall) in the 2017 draft

### PRO (Games played/started - 6/6)

- Became the first player in Jaguars history to rush for at least 100 yards in his NFL debut and also became the eighth player in NFL history to register at least 100 rushing yards, one-plus rushing TD and three-plus receptions in their NFL debut
- First player in franchise history to score a scrimmage TD in each of his first five career games and fifth all-time in NFL history to achieve the feat
- At 22 years and 263 days old, Fournette is the youngest player in NFL history with a rushing TD of at least 90 yards (10/8 at PIT)
- Joins New England's Robert Edwards (1998) as the only rookies in NFL history to score a TD in each of their team's first six games of the season.

### 2017 (w/ JAX - 6/6)

- 9/10 at HOU:** Started at RB and made his NFL debut ... Rushed 26 times for 100 yards and one TD and tied for the team lead with three receptions for 24 yards ... Became the first player in Jaguars history to rush for at least 100 yards in his NFL debut and also became the eighth player in NFL history to register at least 100 rushing yards, one-plus rushing TD and three-plus receptions in their NFL debut
- 9/17 vs. TEN:** Rushed 14 times for 40 yards and one TD, while adding two receptions for 21 yards
- 9/24 vs. BAL:** Rushed 17 times for 59 yards and one TD and recorded three receptions for 21 yards
- 10/1 at NYJ:** Totaled 145 yards from scrimmage with a team-high 86 yards rushing on 24 carries and led the team with 59 yards receiving on four receptions, including his first career TD reception
- 10/8 at PIT:** Rushed 28 times for 181 yards and two TDs, including a long TD run of 90 yards, which is the longest regular-season rush in franchise history ... Also recorded one reception for three yards
- 10/15 vs LAR:** Rushed 21 times for 130 yards with one TD, including a long TD run of 75 yards ... Also recorded two receptions for eight yards

### COLLEGE (at LSU, 2014-16)

- Set or tied 23 school records during his career (eight single-season, five single-game, seven bowl and three career)
- Finished career ranked fourth in LSU history with 3,830 rushing yards in only 32 games
- Ranks second in school history in all-purpose yards per game (155.7), third in overall TDs (42), fourth in rushing TDs (40) and all-purpose yards (4,981) and seventh in scoring (252)
- Holds LSU career records for yards per play (6.2), rushing yards per game (119.7), 200-yard rushing games (five) and consecutive 100-yard rushing games (nine)
- Cracked the 100-yard mark 19 of his 32 games played and went over 200 yards a school-record five times
- Fastest player in LSU history to reach 2,000 and 3,000 yards
- Only player in school history to rush for 1,000 yards in each of his first two seasons

### 2016 (Junior)

Limited for most of the season due to an ankle injury suffered in training camp ... Rushed for 100 or more yards in the first four games that he played ... Earned Second-Team All-SEC honors from the league's coaches and the Associated Press

- 9/3 vs. Wisconsin:** Opened the season with 138 yards
- 9/17 vs. Mississippi State:** Tallied 147 rushing yards and two TDs
- 10/22 vs. Mississippi:** Set the single-season school record with 284 yards and three TDs on 16 carries ... His 17.8 yards per carry mark set a single-game school record
- 11/12 at Arkansas:** Posted three rushing TDs

### 2015 (Sophomore)

Consensus first-team All-American ... Led the SEC and nation in rushing with 162.8 yards per game ... Finished the season with 1,953 rushing yards and 22 TDs - both single-season school records ... Tied the school record with 10 games of at least 100 rushing yards and set LSU mark with four 200-yard games ... Became the fastest player in LSU history to reach 1,000 rushing yards in a season (five games), becoming only the 10th player in FBS history to achieve the feat in the fifth game of the season ... Tallied 834 rushing yards in the first four games, the most in LSU history and the most by an FBS player through four games since at least 2000 ... Led SEC and ranked among

the top five in the nation in all-purpose yards (183.8 yards per game) and tied for first in the league in scoring with 11.5 points per contest

- 9/12 at Mississippi State:** Posted then-career highs with 28 carries, 159 rushing yards and three rushing TDs
- 9/19 vs. Auburn:** Rushed for 228 yards and tied a career high with three TDs on 19 carries
- 9/26 at Syracuse:** Set a career high with 244 rushing yards, the most by an LSU player on the road and third-most overall, and registered three TDs
- 10/3 vs. Eastern Michigan:** Tallied 233 rushing yards and three TDs, becoming the first player in SEC history to rush for 200-plus yards in three consecutive games
- 10/10 vs. South Carolina:** Posted 20 rushes for 158 yards (7.9 avg.), including an 87-yard TD
- 12/29 vs. Texas Tech:** Capped season with an NCAA bowl record-tying five TDs (four rushing, one receiving) to go along with 212 rushing yards

### 2014 (Freshman)

Set a school freshman rushing record with 1,034 yards ... Led the SEC in all-purpose yards per game (137.4) ... Ranked sixth in the SEC in rushing with 79.5 per game and was fourth in kickoff returns with a 26.0 average ... Posted five 100-yard rushing games ... In the six games he started, rushed for 100 yards or more four times and averaged 98.5 yards and one TD in each of those contests

- 10/11 at Florida:** Posted 140 rushing yards, the most by an LSU true freshman RB since 2003, and two TDs

### HIGH SCHOOL

- A four-year starting running back at St. Augustine (La.)
- Listed as the No. 1 overall prospect by ESPN.com and Scout.com
- Named the USA Today National Offensive Player of the Year and a member of the All-USA First Team
- Selected to the Parade All-America first team
- Awarded the 2013 and 2014 Louisiana Gatorade Player of the Year awards, the first player in the state to win it twice
- Finished his high school career with 7,619 rushing yards and 88 rushing TDs

### PERSONAL

- Parents are Leonard and Lory Fournette
- Brother, Lanard, is a member of the LSU football team
- Has a daughter, Lyric, and one son, Leonard IV

REGULAR SEASON CAREER STATISTICS												
		RUSHING						RECEIVING				
YEAR	TEAM	GP/GS	NO	YDS	AVG	LG	TD	NO	YDS	AVG	LG	TD
2017	JAX	6/6	130	596	4.6	90t	6	15	136	9.1	28	1
<b>Career totals: 1 yr.</b>		<b>6/6</b>	<b>130</b>	<b>596</b>	<b>4.6</b>	<b>90t</b>	<b>6</b>	<b>15</b>	<b>136</b>	<b>9.1</b>	<b>28</b>	<b>1</b>

2017 GAME-BY-GAME STATISTICS											
		RUSHING						RECEIVING			
DATE	GAME	NO	YDS	AVG	LG	TD	NO	YDS	AVG	LG	TD
09/10	at Houston	26	100	3.8	17	1	3	24	8.0	12	0
09/17	vs. Tennessee	14	40	2.9	7	1	2	21	10.5	11	0
09/24	vs. Baltimore	17	59	3.5	15	1	3	21	7.0	10	0
10/01	at New York Jets	24	86	3.6	11	0	4	59	14.8	28	1
10/08	at Pittsburgh	28	181	6.5	90t	2	1	3	3.0	3	0
10/15	vs. LA Rams	21	130	6.2	75t	1	2	8	4.0	6	0
10/22	at Indianapolis	BYE WEEK									
11/05	vs. Cincinnati										
11/12	vs. LA Chargers										
11/19	at Cleveland										
11/26	at Arizona										
12/03	vs. Indianapolis										
12/10	vs. Seattle										
12/17	vs. Houston										
12/24	at San Francisco										
12/31	at Tennessee										
<b>2017 totals:</b>		<b>130</b>	<b>596</b>	<b>4.6</b>	<b>90t</b>	<b>6</b>	<b>15</b>	<b>136</b>	<b>9.1</b>	<b>28</b>	<b>1</b>

# DANTE FOWLER JR.

## 56 DANTE FOWLER JR.

DEFENSIVE END  
6-3 255 LBS  
FLORIDA  
BORN AUGUST 3, 1994  
ST. PETERSBURG, FLORIDA  
ACQ: 1ST ROUND OF 2015 DRAFT (3RD)  
EXP: 3RD YEAR



### TRANSACTIONS

Originally drafted by Jacksonville in the first round (third overall) of the 2015 draft ... Placed on injured reserve on 8/29/15

### PRO (Games played/started - 22/1)

- First defensive player selected in the 2015 NFL Draft
- Second-highest defensive player drafted in Jaguars history (LB **Kevin Hardy** was selected 2nd overall in 1996)
- Joined RB **Fred Taylor** (9th, 1998), S **Reggie Nelson** (21st, 2007) and DE **Derrick Harvey** (8th, 2008) as the only players in franchise history to be drafted out of the University of Florida in the first round
- Joins Harvey as the only DEs selected in the first round in franchise history
- Ninth player selected by the Jaguars from the University of Florida, the most of any college/university in franchise history
- Became third Florida DE in last three years to be drafted in first round

### 2017 (w/ JAX - 6/0)

- **9/10 at HOU:** Saw action at DE and recorded three solo tackles, one tackle for a loss, one sack, one forced fumble and returned one fumble 53 yards for a score
- **9/17 vs. TEN:** Saw action at DE
- **9/24 vs. BAL:** Recorded two solo tackles, one sack and one tackle for a loss
- **10/1 at NYJ:** Recorded three solo tackles, one sack, one tackle for a loss and one forced fumble
- **10/8 at PIT:** Recorded one solo tackle, one sack and one tackle for a loss
- **10/15 vs LAR:** Saw action at DE

### 2016 (w/ JAX - 16/1)

Made his NFL debut in the team's season opener

- **9/11 vs. G.B.:** Started at LEO and made three tackles (two solo) and one tackle for loss
- **9/18 at S.D.:** Recorded a career-high six tackles (five solo), including 2.0 sacks
- **9/25 vs. BAL:** Saw action at LEO and made one solo tackle and recorded his first career pass defended
- **10/2 vs. IND:** Saw action at LEO and made two solo tackles ... Posted two QB hurries, one of which resulted in **Yannick Ngakoue's** first-quarter INT after he tipped QB **Andrew Luck's** attempt
- **10/16 at CHI:** Saw action at LEO and made one solo tackle
- **10/23 vs. OAK:** Tallied two solo tackles at LEO
- **10/27 at TEN:** Saw action at LEO and totaled two tackles
- **11/6 at K.C.:** Saw action at LEO, making four tackles (one solo) and was credited with 0.5 sack
- **11/13 vs. HOU:** Saw action at LEO and made one solo tackle
- **11/20 at DET:** Saw action at LEO and made one solo tackle for loss
- **11/27 at BUF:** Saw action at LEO and made one tackle
- **12/4 vs. DEN:** Saw action at LEO and made four solo tackles, including one tackle for loss
- **12/11 vs. MIN:** Saw action at LEO and made one solo tackle
- **12/18 at HOU:** Saw action at LEO before exiting the game with a hip pointer
- **12/24 vs. TEN:** Tallied two solo tackles, along with 1.0 sack, two passes defended and three QB hits
- **1/1 at IND:** Saw action at LEO and assisted on one tackle, recorded 0.5 sack, one pass defended and two QB hits

### 2015 (w/ JAX - IR)

- Suffered a torn ACL on May 18, 2015 in Jaguars rookie mini-camp and was placed on IR on August 29, 2015

### COLLEGE (at Florida, 2012-14)

- Declared for the NFL Draft following his junior season
- Played in 37 games with 25 starts
- Career totals included 140 tackles (73 solo), 34 tackles for loss, 14.5 sacks, five forced fumbles, two fumble recoveries and two passes defended
- Started the final 24 games of his career
- Served as a team captain his junior season and two games as a sophomore

### PERSONAL

- Attended Lakewood Senior (St. Petersburg, Fla.) High School, where he played for Head Coach Cory Moore
- A five-star prospect ranked as the No. 3 weakside defensive side and No. 28

recruit overall by Rivals.com

- Ranked in the Rivals100 national list (No. 28), as well as the ESPN 150 national list (No. 71)
- Named an Honorable Mention All-American by Sports Illustrated
- Also competed as a shot putter, recording a top-throw of 14.32 meters
- Son of Lanora and Dante Fowler Sr.
- Has one son, Dante Fowler III, who is three years old
- Has two younger brothers, Donterio and Cam'Ron
- Twitter handle is @DanteFowler

### REGULAR SEASON CAREER STATISTICS

YEAR	TEAM	GP/GS	TKL	SOLO	ASST	ST	SACKS	FF	FR	PD	TFL
2015	JAX					IR					
2016	JAX	16/1	32	23	9	0	4.0	0	0	5	6
2017	JAX	6/0	9	9	0	0	4.0	2	1	0	4
<b>NFL totals:</b>		<b>3 yrs. 22/1</b>	<b>41</b>	<b>32</b>	<b>9</b>	<b>0</b>	<b>8.0</b>	<b>2</b>	<b>1</b>	<b>5</b>	<b>10</b>

### CAREER HIGHS

	GAME	SEASON
<b>Tackles:</b>	6 (9/18/16 at SD)	32 (2016)
<b>Sacks:</b>	2.0 (9/18/16 at SD)	4.0 (2016 & 2017)
<b>Forced fumbles:</b>	1 (twice; last: 10/1/17 at NYJ)	2 (2017)
<b>Fumble recoveries:</b>	1 (9/10/17 at HOU)	1 (2017)

### 2017 GAME-BY-GAME STATISTICS

DATE	OPP	TKL	SOLO	ASST	ST	SACKS	FF	FR	PD	TFL
09/10	at Houston	3	3	0	0	1.0	1	1	0	1
09/17	vs. Tennessee	0	0	0	0	0.0	0	0	0	0
09/24	vs. Baltimore	2	2	0	0	1.0	0	0	0	1
10/01	at New York Jets	3	3	0	0	1.0	1	0	0	1
10/08	at Pittsburgh	1	1	0	0	1.0	0	0	0	1
10/15	vs. LA Rams	0	0	0	0	0.0	0	0	0	0
10/22	at Indianapolis									
	BYE WEEK									
11/05	vs. Cincinnati									
11/12	vs. LA Chargers									
11/19	at Cleveland									
11/26	at Arizona									
12/03	vs. Indianapolis									
12/10	vs. Seattle									
12/17	vs. Houston									
12/24	at San Francisco									
12/31	at Tennessee									
<b>2017 totals:</b>		<b>9</b>	<b>9</b>	<b>0</b>	<b>0</b>	<b>4.0</b>	<b>2</b>	<b>1</b>	<b>0</b>	<b>4</b>

### 2016 GAME-BY-GAME STATISTICS

DATE	OPP	TKL	SOLO	ASST	ST	SACKS	FF	FR	PD	TFL
09/11	vs. Green Bay	3	2	1	0	0.0	0	0	0	1
09/18	at San Diego	6	5	1	0	2.0	0	0	0	2
09/25	vs. Baltimore	1	1	0	0	0.0	0	0	1	0
10/02	vs. Indianapolis	2	2	0	0	0.0	0	0	1	0
	BYE WEEK									
10/16	at Chicago	1	1	0	0	0.0	0	0	0	0
10/23	vs. Oakland	2	2	0	0	0.0	0	0	0	0
10/27	at Tennessee	2	0	2	0	0.0	0	0	0	0
11/06	at Kansas City	4	1	3	0	0.5	0	0	0	0
11/13	vs. Houston	1	1	0	0	0.0	0	0	0	0
11/20	at Detroit	1	1	0	0	0.0	0	0	0	1
11/27	at Buffalo	1	0	1	0	0.0	0	0	0	0
12/04	vs. Denver	4	4	0	0	0.0	0	0	0	1
12/11	vs. Minnesota	1	1	0	0	0.0	0	0	0	0
12/18	at Houston	0	0	0	0	0.0	0	0	0	0
12/24	vs. Tennessee	2	2	0	0	1.0	0	0	2	1
01/01	at Indianapolis	1	0	1	0	0.5	0	0	1	0
<b>2016 totals:</b>		<b>32</b>	<b>23</b>	<b>9</b>	<b>0</b>	<b>4.0</b>	<b>0</b>	<b>0</b>	<b>5</b>	<b>6</b>

# TASHAUN GIPSON

## 39 TASHAUN GIPSON



DEFENSIVE BACK

5-11 212 LBS.


WYOMING

BORN AUGUST 7, 1990

DALLAS, TEXAS

ACQ: UFA (CLEVELAND) 2016

EXP: 6TH YEAR



### TRANSACTIONS

Originally signed by Cleveland as an undrafted free agent on 5/9/12 ... Signed by Jacksonville as an unrestricted free agent on 3/10/16

### PRO (Games played/started - 72/64)

- Earned first career Pro Bowl selection in 2014 after finishing second in NFL with six interceptions
- One of 10 players to register 15 or more INTs since 2012, joining CB **Richard Sherman**, DB **Glover Quin**, CB **Patrick Peterson**, S **Reggie Nelson**, CB **Aqib Talib**, CB **Brent Grimes**, CB **Earl Thomas**, CB **Casey Hayward** and CB **Trumaine Johnson**
- Ranks tied for third in the NFL among safeties with 18 interceptions

### 2017 (w/ JAX - 6/6)

- **9/10 at HOU:** Started at FS and finished tied for second on the team with six tackles (four solo), two passes defended and one interception, which he returned 67 yards
- **9/17 vs. TEN:** Started at FS and recorded two tackles (one solo)
- **9/24 vs. BAL:** Started at FS and recorded three solo tackles
- **10/1 at NYJ:** Started at FS and recorded seven solo tackles and one pass defended
- **10/8 at PIT:** Started at FS and recorded six tackles (five solo), two passes defended and two INTs, which ties a career high
- **10/15 vs LAR:** Started at FS and recorded three tackles (two solo) and one tackle for a loss

### 2016 (w/ JAX - 16/16)

- Made his Jaguars debut during the team's season opener
- **9/11 vs. G.B.:** Started at FS and made three solo tackles
  - **9/18 at S.D.:** Started at FS and made three solo tackles
  - **9/25 vs. BAL:** Registered his first INT with the Jaguars during the fourth quarter ... Also recorded three solo tackles
  - **10/2 vs. IND:** Started at FS and made one solo tackle
  - **10/16 at CHI:** Started at FS and made three solo tackles
  - **10/23 vs. OAK:** Started at FS and made two solo tackles
  - **10/27 at TEN:** Started at FS and made three tackles (two solo)
  - **11/6 at K.C.:** Started at FS
  - **11/13 vs. HOU:** Started at FS and tallied two solo tackles
  - **11/20 at DET:** Started at FS and made one solo tackle
  - **11/27 at BUF:** Started at FS and made two solo tackles
  - **12/4 vs. DEN:** Started at FS and made two tackles (one solo)
  - **12/11 vs. MIN:** Started at FS and made a season-high four solo tackles
  - **12/18 at HOU:** Started at FS and made four tackles (three solo)
  - **12/24 vs. TEN:** Started at FS and made two solo tackles and one pass defended
  - **1/1 at IND:** Started at FS and recorded a season-high six tackles (two solo)

### 2015 (w/ CLE - 13/13, 0/0)

Started 13 games, marking the third consecutive season in which he made 10-plus starts for the Browns ... Finished with 60 tackles (42 solo), two interceptions and two passes defended ... Tackle total was his highest since registering 105 stops in 2013 ... Has recorded an interception in all four NFL seasons, including two-plus interceptions in three straight years

- **9/13 at NYJ:** Totaled five tackles (three solo) and his first interception of the season, which came against Jets QB **Ryan Fitzpatrick** in the second quarter
- **9/20 vs. TEN:** Had eight tackles (five solo), his second-highest total in 2015
- **11/1 vs. ARI:** Produced one solo (tackle) and intercepted Cardinals QB **Carson Palmer** in the third quarter
- **12/20 at SEA:** Tallied a season-high nine tackles (five solo)

### 2014 (w/ CLE - 11/11, 0/0)

Selected to first Pro Bowl ... Started all 11 games at free safety and added 52 tackles, eight passes defended, six interceptions, one forced fumble and one interception-return TD ... Finished second in the NFL with career-high six interceptions, despite missing final five games ... Interception total led the team and were the most by a Browns player since 2010 ... Became the first player to lead the Browns in interceptions in consecutive years since **Earl Little** from 2002-03 ... Helped Cleveland finish first in the NFL in opponent passer rating (74.1) and passes defended (99)

- **9/14 vs. N.O.:** During 26-24 victory, registered eight tackles and one interception, returning it for a career-long 62-yard TD

- **10/19 at JAX:** Earned second career multiple-interception game, picking off Jaguars QB **Blake Bortles** twice
- **10/26 vs. OAK:** After Raiders shifted out of initial FG formation picked off Raiders QB **Matt Schaub** and returned it 35 yards
- **11/2 vs. T.B.:** Picked off Buccaneers QB **Mike Glennon** in end zone to thwart Tampa Bay scoring threat
- **11/6 at CIN:** In 24-3 primetime win, recorded three tackles, one pass defended and one forced fumble ... Member of Browns defense that limited Bengals to 79 net passing yards, second fewest by an NFL team in 2014
- **11/23 at ATL:** Sustained knee injury in fourth quarter and was placed on injured reserve on 12/20

### 2013 (w/ CLE - 16/15, 0/0)

Started 15 of 16 games at free safety ... Totaled 105 tackles, five interceptions, his first career interception-return TD and 14 passes defended

- **9/8 vs. MIA:** Intercepted Dolphins QB **Ryan Tannehill** and returned it 29 yards
- **10/13 vs. DET:** Intercepted Lions QB **Matthew Stafford** in end zone, returning it 35 yards ... Added eight tackles
- **10/20 at G.B.:** Amassed a career-high 11 tackles and added one pass defended
- **12/15 vs. CHI:** Registered first multiple-interception game (two) and first interception-return TD ... In second quarter, grabbed his second interception of the game, returning it 44 yards

### 2012 (w/ CLE - 10/3, 0/0)

Appeared in 10 contests, with three starts ... Registered 29 tackles, one interception and one pass defended ... Also accounted for four stops on special teams

- **12/9 vs. K.C.:** Recorded his first career interception

### COLLEGE (at Wyoming, 2008-11)

- Four-year starter at the University of Wyoming and started all 50 career games
- Notched nine career interceptions, which ranked tied for fourth in school history
- As a senior, recorded 95 tackles and three interceptions
- Played 38 games at Wyoming in the same defensive backfield as his brother, Marcell, one of the primary reasons he chose to attend the school
- Graduated with a degree in communications after finishing his course work during the offseason in 2015

### PERSONAL

- First name is pronounced tuh-SHAWN
- Has a son, Tashaun Jr., and daughter, Nala
- His father and all three brothers played Division I football, including his brother, Marcell, who was originally signed by the Minnesota Vikings as an undrafted free agent in 2011 ... His father played football at Arizona State
- One of six children
- Attended Kimball High School in Dallas, Texas
- Received all-state honorable mention laurels ... Named the 4A District 14 Dallas City League MVP and earned first-team all-district honors both as a cornerback and as a returner during his senior season
- Also lettered in basketball and track
- Aspires to start an Alzheimer's awareness charity, as the disease has affected his family ... Works to help youth and provide them gifts during the holiday season
- Twitter handle is @Gipson\_duos24

### REGULAR SEASON CAREER STATISTICS

YEAR	TEAM	GP/GS	TKL	SOLO	ASST	INT	SACKS	FF	FR	PD
2012	CLE	10/3	29	23	6	1	0.0	0	0	1
2013	CLE	16/15	105	82	23	5	0.0	0	0	14
2014	CLE	11/11	52	28	24	6	0.0	1	0	8
2015	CLE	13/13	60	42	18	2	0.0	0	0	2
2016	JAX	16/16	41	34	7	1	0.0	0	0	2
2017	JAX	6/6	27	22	5	3	0.0	0	0	5
<b>NFL Total: 6 yrs.</b>		<b>72/64</b>	<b>314</b>	<b>231</b>	<b>83</b>	<b>18</b>	<b>0.0</b>	<b>1</b>	<b>0</b>	<b>32</b>

### CAREER HIGHS

	GAME	SEASON
<b>Tackles:</b>	11 (10/20/13 at G.B.)	95 (2013)
<b>Interceptions:</b>	2 (three times, last: 10/8/17 at PIT)	6 (2014)
<b>Forced fumbles:</b>	1 (11/6/14 at CIN)	1 (2014)
<b>Passes defended:</b>	4 (9/29/13 vs. CIN)	11 (2013)







# COREY GRANT



## 2016 GAME-BY-GAME STATISTICS

DATE	GAME	RUSHING					RECEIVING				
		NO	YDS	AVG	LG	TD	NO	YDS	AVG	LG	TD
09/11	vs. Green Bay	0	0	0.0	0	0	0	0	0.0	0	0
09/18	at San Diego	0	0	0.0	0	0	1	15	15.0	15t	1
09/25	vs. Baltimore	0	0	0.0	0	0	0	0	0.0	0	0
10/02	vs. Indianapolis	0	0	0.0	0	0	0	0	0.0	0	0
BYE WEEK											
10/16	at Chicago						ina				
10/23	vs. Oakland						ina				
10/27	at Tennessee						ina				
11/06	at Kansas City						ina				
11/13	vs. Houston						ina				
11/20	at Detroit	0	0	0.0	0	0	0	0	0.0	0	0
11/27	at Buffalo	0	0	0.0	0	0	0	0	0.0	0	0
12/04	vs. Denver	1	2	2.0	2	0	0	0	0.0	0	0
12/11	vs. Minnesota	4	13	3.3	9	0	0	0	0.0	0	0
12/18	at Houston	0	0	0	0	0	0	0	0.0	0	0
12/24	vs. Tennessee	9	27	3.0	8	0	1	5	5.0	5	0
01/01	at Indianapolis	18	122	6.8	57t	1	2	15	7.5	13	0
<b>2016 totals:</b>		<b>32</b>	<b>164</b>	<b>5.1</b>	<b>57t</b>	<b>1</b>	<b>4</b>	<b>35</b>	<b>8.8</b>	<b>15t</b>	<b>1</b>

### KICK RETURNS

DATE	GAME	NO.	YDS	AVG.	LG	TD
09/11	vs. Green Bay	2	51	25.5	32	0
09/18	at San Diego	3	67	22.3	24	0
09/25	vs. Baltimore	3	58	19.3	25	0
10/02	vs. Indianapolis	4	80	20.0	28	0
BYE WEEK						
10/16	at Chicago				ina	
10/23	vs. Oakland				ina	
10/27	at Tennessee				ina	
11/06	at Kansas City				ina	
11/13	vs. Houston				ina	
11/20	at Detroit	0	0	0.0	0	0
11/27	at Buffalo	1	12	13.0	13	0
12/04	vs. Denver	0	0	0.0	0	0
12/11	vs. Minnesota	0	0	0.0	0	0
12/18	at Houston	0	0	0.0	0	0
12/24	vs. Tennessee	0	0	0.0	0	0
01/01	at Indianapolis	0	0	0.0	0	0
<b>2016 totals:</b>		<b>13</b>	<b>268</b>	<b>20.7</b>	<b>32</b>	<b>0</b>



## 2015 GAME-BY-GAME STATISTICS

DATE	GAME	RUSHING					RECEIVING				
		NO	YDS	AVG	LG	TD	NO	YDS	AVG	LG	TD
09/13	vs. Carolina	0	0	0.0	0	0	1	5	5.0	5	0
09/20	vs. Miami	1	1	1.0	1	0	0	0	0.0	0	0
09/27	at New England	2	6	3.0	4	0	1	8	8.0	8	0
10/04	at Indianapolis	0	0	0.0	0	0	0	0	0.0	0	0
10/11	at Tampa Bay	2	-6	-3.0	11	0	0	0	0.0	0	0
10/18	vs. Houston	1	1	1.0	1	0	0	0	0.0	0	0
10/25	vs. Buffalo					IR					
BYE WEEK											
11/08	at N.Y. Jets					IR					
11/15	at Baltimore					IR					
11/19	vs. Tennessee					IR					
11/29	vs. San Diego					IR					
12/06	at Tennessee					IR					
12/13	vs. Indianapolis					IR					
12/20	vs. Atlanta					IR					
12/27	at New Orleans					IR					
01/03	at Houston					IR					
<b>2015 totals:</b>		<b>6</b>	<b>2</b>	<b>0.3</b>	<b>11</b>	<b>0</b>	<b>2</b>	<b>13</b>	<b>6.5</b>	<b>8</b>	<b>0</b>

### KICK RETURNS

DATE	GAME	NO.	YDS	AVG.	LG	TD
09/13	vs. Carolina	1	40	40.0	40	0
09/20	vs. Miami	2	46	23.0	24	0
09/27	at New England	2	41	20.5	24	0
10/04	at Indianapolis	0	0	0.0	0	0
10/11	at Tampa Bay	3	93	31.0	42	0
10/18	vs. Houston	0	0	0.0	0	0
10/25	vs. Buffalo				IR	
BYE WEEK						
11/08	at N.Y. Jets				IR	
11/15	at Baltimore				IR	
11/19	vs. Tennessee				IR	
11/29	vs. San Diego				IR	
12/06	at Tennessee				IR	
12/13	vs. Indianapolis				IR	
12/20	vs. Atlanta				IR	
12/27	at New Orleans				IR	
01/03	at Houston				IR	
<b>2015 totals:</b>		<b>8</b>	<b>220</b>	<b>27.5</b>	<b>42</b>	<b>0</b>









# ALLEN HURNS

## 2017 GAME-BY-GAME STATISTICS

DATE	OPP	RECs	YDS	AVG.	LG	TD
09/10	at Houston	3	42	14.0	20	0
09/17	vs. Tennessee	6	82	13.7	20	1
09/24	vs. Baltimore	3	20	6.7	9	1
10/01	at New York Jets	4	42	10.5	15	0
10/08	at Pittsburgh	2	21	10.5	18	0
10/15	vs. LA Rams	3	37	12.3	18	0
10/22	at Indianapolis					
	BYE WEEK					
11/05	vs. Cincinnati					
11/12	vs. LA Chargers					
11/19	at Cleveland					
11/26	at Arizona					
12/03	vs. Indianapolis					
12/10	vs. Seattle					
12/17	vs. Houston					
12/24	at San Francisco					
12/31	at Tennessee					
<b>2017 totals:</b>		<b>21</b>	<b>244</b>	<b>11.6</b>	<b>20</b>	<b>2</b>

## 2016 GAME-BY-GAME STATISTICS

DATE	OPP	RECs	YDS	AVG.	LG	TD
09/11	vs. Green Bay	4	75	18.8	38	0
09/18	at San Diego	5	64	12.8	24	0
09/25	vs. Baltimore	4	40	10.0	17	0
10/02	vs. Indianapolis	2	47	23.5	42t	1
	BYE WEEK					
10/16	at Chicago	5	74	14.8	29	0
10/23	vs. Oakland	4	45	11.3	22	0
10/27	at Tennessee	7	98	14.0	31	1
11/06	at Kansas City	0	0	0.0	0	0
11/13	vs. Houston	2	13	6.5	11	0
11/20	at Detroit	1	9	9.0	9	0
11/27	at Buffalo	1	12	12.0	12t	1
12/04	vs. Denver			ina		
12/11	vs. Minnesota			ina		
12/18	at Houston			ina		
12/24	vs. Tennessee			ina		
01/01	at Indianapolis			ina		
<b>2016 totals:</b>		<b>35</b>	<b>477</b>	<b>13.6</b>	<b>42t</b>	<b>3</b>

## 2015 GAME-BY-GAME STATISTICS

DATE	GAME	RECs	YDS	AVG.	LG	TD
09/13	vs. Carolina	5	60	12.0	24	0
09/20	vs. Miami	4	68	17.0	24	0
09/27	at New England	2	70	35.0	59t	1
10/04	at Indianapolis	11	116	10.5	26	1
10/11	at Tampa Bay	5	116	23.2	59	1
10/18	vs. Houston	2	30	15.0	19	1
10/25	vs. Buffalo	2	53	26.5	31t	1
	BYE WEEK					
11/08	at N.Y. Jets	5	122	24.4	30t	1
11/15	at Baltimore	5	62	12.4	21	1
11/19	vs. Tennessee	3	19	6.3	7	0
11/29	vs. San Diego	4	42	10.5	29	0
12/06	at Tennessee			ina		
12/13	vs. Indianapolis	3	105	35.0	80t	1
12/20	vs. Atlanta	2	44	22.0	22	0
12/27	at New Orleans	8	107	13.4	24	2
01/03	at Houston	3	17	5.7	6	0
<b>2015 totals:</b>		<b>64</b>	<b>1,031</b>	<b>16.1</b>	<b>80t</b>	<b>10</b>

## 2014 GAME-BY-GAME STATISTICS

DATE	GAME	RECs	YDS	AVG.	LG	TD
09/07	at Philadelphia	4	110	27.5	46	2
09/14	at Washington	2	13	6.5	10	0
09/21	vs. Indianapolis	1	63	63.0	63t	1
09/28	at San Diego	5	68	13.6	44	0
10/05	vs. Pittsburgh	4	26	6.5	9	0
10/12	at Tennessee	2	18	9.0	10	0
10/19	vs. Cleveland	1	7	7.0	7	0
10/26	vs. Miami	3	49	16.3	20	0
11/02	at Cincinnati	7	112	16.0	40t	2
11/09	vs. Dallas	1	9	9.0	9	0
	BYE WEEK					
11/23	at Indianapolis	1	13	13.0	13	0
11/30	vs. N.Y. Giants	4	42	10.5	14	0
12/07	vs. Houston	5	36	7.2	16	1
12/14	at Baltimore	6	70	11.7	27	0
12/18	vs. Tennessee	3	26	8.7	15	0
12/28	at Houston	2	15	7.5	10	0
<b>2014 totals:</b>		<b>51</b>	<b>677</b>	<b>13.3</b>	<b>63t</b>	<b>6</b>







# CHRIS IVORY



## 2011 GAME-BY-GAME STATISTICS

DATE	GAME	RUSHING					RECEIVING				
		NO	YDS	AVG	LG	TD	NO	YDS	AVG	LG	TD
09/08	at G.B.						PUP				
09/18	vs. Chicago						PUP				
09/25	vs. Houston						PUP				
10/02	at Jacksonville						PUP				
10/09	at Carolina						PUP				
10/16	at Tampa Bay						PUP				
10/23	vs. Indianapolis						PUP				
10/30	at St. Louis	6	18	3.0	6	0	0	0	0.0	0	0
11/06	vs. Tampa Bay	15	67	4.5	12	0	0	0	0.0	0	0
11/13	at Atlanta						ina				
	BYE WEEK										
11/28	vs. N.Y. Giants						ina				
12/04	vs. Detroit						ina				
12/11	vs. Tennessee	13	53	4.1	25	0	0	0	0.0	0	0
12/18	vs. Minnesota	18	74	4.1	12	0	0	0	0.0	0	0
12/26	vs. Atlanta	8	35	4.4	11	0	0	0	0.0	0	0
01/01	vs. Carolina	19	127	6.7	35t	1	0	0	0.0	0	0
<b>2011 totals:</b>		<b>79</b>	<b>374</b>	<b>4.7</b>	<b>35t</b>	<b>1</b>	<b>0</b>	<b>0</b>	<b>0.0</b>	<b>0</b>	<b>0</b>
01/07	vs. Detroit	13	47	3.6	19	0	0	0	0.0	0	0
01/14	at San Francisco	9	23	2.6	7	0	0	0	0.0	0	0
<b>Postseason totals:</b>		<b>22</b>	<b>70</b>	<b>3.2</b>	<b>19</b>	<b>0</b>	<b>0</b>	<b>0</b>	<b>0.0</b>	<b>0</b>	<b>0</b>



## 2010 GAME-BY-GAME STATISTICS

DATE	GAME	RUSHING					RECEIVING				
		NO	YDS	AVG	LG	TD	NO	YDS	AVG	LG	TD
09/09	vs. Minnesota						ina				
09/20	at San Francisco						ina				
09/26	vs. Atlanta	7	13	1.9	9	0	0	0	0.0	0	0
10/03	vs. Carolina	12	67	5.6	14	0	0	0	0.0	0	0
10/10	at Arizona	10	39	3.9	14	0	0	0	0.0	0	0
10/17	at Tampa Bay	15	158	10.5	33	0	1	17	17.0	17	0
10/24	vs. Cleveland	15	48	3.2	8	0	0	0	0.0	0	0
10/31	vs. Pittsburgh	7	7	1.0	6	0	0	0	0.0	0	0
11/07	at Carolina	12	50	4.2	11	0	0	0	0.0	0	0
	BYE WEEK										
11/21	vs. Seattle	23	99	4.3	24	1	0	0	0.0	0	0
11/25	at Dallas	7	38	5.4	17	2	0	0	0.0	0	0
12/05	at Cincinnati	15	117	7.8	55t	2	0	0	0.0	0	0
12/12	vs. St. Louis	7	47	6.7	18	0	0	0	0.0	0	0
12/19	at Baltimore						ina				
12/27	at Atlanta						ina				
01/02	vs. Tampa Bay	7	33	4.7	11	0	0	0	0.0	0	0
<b>2010 totals:</b>		<b>137</b>	<b>716</b>	<b>5.2</b>	<b>55t</b>	<b>5</b>	<b>1</b>	<b>17</b>	<b>17.0</b>	<b>17</b>	<b>0</b>














# BEN KOYACK

83

## BEN KOYACK



TIGHT END

6-5 258 LBS

NOTRE DAME

BORN APRIL 9, 1993

OIL CITY, PENNSYLVANIA

ACQ: 7TH ROUND OF 2015 DRAFT (229TH)

EXP: 2ND YEAR

### TRANSACTIONS

Originally drafted by Jacksonville in the seventh round (229th overall) of the 2015 draft ... Signed by Jacksonville to the practices squad on 9/6/15

### PRO (Games played/started - 20/7)

• Spent his rookie season in 2015 on the practice squad before starting the 2016 season on the active roster

### 2017 (w/ JAX - 6/0)

- **9/10 at HOU:** Saw action at TE
- **9/17 vs. TEN:** Saw action at TE
- **9/24 vs. BAL:** Saw action at TE
- **10/1 at NYJ:** Saw action at TE and on special teams
- **10/8 at PIT:** Saw action at TE and on special teams
- **10/15 vs LAR:** Recorded one reception for 21 yards, which is a career long reception

### 2016 (w/ JAX - 14/7)

- **9/11 vs. G.B.:** Played eight snaps on special teams and lined up at TE six times
- **9/18 at S.D.:** Saw action at TE and on special teams, and made one special teams tackle
- **9/25 vs. BAL:** Inactive (knee)
- **10/2 vs. IND:** Inactive (knee)
- **10/16 at CHI:** Saw action on special teams and one snap at TE
- **10/23 vs. OAK:** Saw action at TE and special teams ... Provided key block to spring Chris Ivory's 42-yard run
- **10/27 at TEN:** Posted his first career receptions (five) for 41 yards (8.2 rec. avg.)
- **11/6 at K.C.:** Saw action at TE and on special teams
- **11/13 vs. HOU:** Earned his first career start at TE and caught three passes for 35 yards (11.7 rec. avg.)
- **11/20 at DET:** Started at TE and made one fumble recovery on special teams
- **11/27 at BUF:** Started at TE and had two catches for 23 yards
- **12/4 vs. DEN:** Started at TE and made one reception for four yards
- **12/11 vs. MIN:** Posted two receptions for 19 yards
- **12/18 at HOU:** Started at TE and caught one pass for two yards
- **12/24 vs. TEN:** Started at TE and had two catches for 12 yards
- **1/1 at IND:** Started at TE and had three catches for 25 yards, including his first career touchdown reception, a 14-yard pass from QB **Blake Bortles**

### COLLEGE (at Notre Dame, 2011-14)

- Participated in the 2015 Senior Bowl
- Named to the Mackey Award Watch List, given annually to the most outstanding Tight End in FBS college football
- As a senior, started at tight end in all 13 games and totaled 30 receptions for 317 yards and two TDs

### PERSONAL

- Played for coach Matt LaVerde at Oil City (Pa.) High School
- Received first-team Pennsylvania all-state honors from Pennsylvania Sportswriters and Associated Press in 2010
- Rated best tight end in country and 25th-best prospect overall by Scout.com
- Recorded 62 receptions for 1,031 yards and 11 TDs as a senior ... Averaged 16.6 yards per catch
- Besides tight end, played quarterback, wide receiver, defensive end and linebacker
- Hails from family of musicians and is proficient playing trombone, piano and euphonium
- Son of David and Karen
- Twitter handle is @koymonster

### REGULAR SEASON CAREER STATISTICS

YEAR	TEAM	GP/GS	NO	YDS	AVG	LG	TD
2015	JAX				ps		
2016	JAX	14/7	19	161	8.5	17	1
2017	JAX	6/0	1	21	21.0	21	0
NFL totals: 2 yr.		20/7	20	182	9.1	21	1

### 2017 GAME-BY-GAME STATISTICS

DATE	OPP	RECS	YDS	AVG.	LG	TD
09/10	at Houston	0	0	0.0	0	0
09/17	vs. Tennessee	0	0	0.0	0	0
09/24	vs. Baltimore	0	0	0.0	0	0
10/01	at New York Jets	0	0	0.0	0	0
10/08	at Pittsburgh	0	0	0.0	0	0
10/15	vs. LA Rams	1	21	21.0	21	0
10/22	at Indianapolis					
	BYE WEEK					
11/05	vs. Cincinnati					
11/12	vs. LA Chargers					
11/19	at Cleveland					
11/26	at Arizona					
12/03	vs. Indianapolis					
12/10	vs. Seattle					
12/17	vs. Houston					
12/24	at San Francisco					
12/31	at Tennessee					
<b>2017 totals:</b>		<b>1</b>	<b>21</b>	<b>21.0</b>	<b>21</b>	<b>0</b>

### 2016 GAME-BY-GAME STATISTICS

DATE	OPP	RECS	YDS	AVG.	LG	TD
09/11	vs. Green Bay	0	0	0.0	0	0
09/18	at San Diego	0	0	0.0	0	0
09/25	vs. Baltimore			ina		
10/02	vs. Indianapolis			ina		
	BYE WEEK					
10/16	at Chicago	0	0	0.0	0	0
10/23	vs. Oakland	0	0	0.0	0	0
10/27	at Tennessee	5	41	8.2	14	0
11/06	at Kansas City	0	0	0.0	0	0
11/13	vs. Houston	3	35	11.7	15	0
11/20	at Detroit	0	0	0.0	0	0
11/27	at Buffalo	2	23	11.5	17	0
12/04	vs. Denver	1	4	4.0	4	0
12/11	vs. Minnesota	2	19	9.5	15	0
12/18	at Houston	1	2	2.0	2	0
12/24	vs. Tennessee	2	12	6.0	6	0
01/01	at Indianapolis	3	25	8.3	14t	1
<b>2016 totals:</b>		<b>19</b>	<b>161</b>	<b>8.5</b>	<b>17</b>	<b>1</b>

**Additional statistics:** one special teams tackle; one fumble recovery on special teams on 11/20 at DET

# JOSH LAMBO

4

## JOSH LAMBO

KICKER

6-0 215 LBS


TEXAS A&M

BORN NOVEMBER 19, 1990

LANSING, MICHIGAN

ACQ: FREE AGENT 2017

EXP: 3RD YEAR



### TRANSACTIONS

Originally signed by San Diego as an undrafted free agent on 5/12/15 ... Waived by San Diego on 9/2/17 ... Signed with Jacksonville on 10/17/17

### PRO (Games played/started - 32/0)

- All-Rookie selection in 2016
- Led all rookie kickers with 106 points, second-most in team history

### 2017 (w/ JAX - 0/0)

Signed with the team prior to its Week 6 game at IND

### 2016 (w/ SD - 16/0)

Led the NFL with 67 touchbacks on kickoffs, and made 26 of his 32 field goal attempts ... After two seasons with the team, ranked sixth in franchise annals with 52 career made field goals

### 2015 (w/ SD - 16/0)

Scored a rookie-leading 106 points, making 26 of 32 field goals (81.3 pct.) and 28 of 32 PATs (87.5 pct.) ... 106 points are tied for second in franchise history by a rookie ... He recorded a team-record 41 touchbacks on 73 kickoffs, second in the NFL, among rookies

### COLLEGE (at Texas A&M, 2012-14)

- Converted 84.0 percent of field goal tries (21 of 25) to become most accurate kicker in school history
- Second-team All-SEC placekicker by the AP in 2014
- As a senior, connected on 97 percent of all his placekicks, going 12-of-14 and 53-of-53 on PATs
- Matched the school record of 10 PATs made in a single game by hitting 10-of-10 vs. Lamar in 2014

### PERSONAL

- Born in Lansing, Mich.
- Originally attended Middleton (Wis.) High before attending Edison Academic Center (Brandenton, Fla.) to focus on soccer
- At the age of 14, Lambo was one of the United States' top young goalkeeping prospects and was invited to train with the U.S. National Team
- At 15, joined Everton FC of European soccer's Premier League as a trialist where he trained alongside long-time U.S. Soccer star Tim Howard
- In 2008, he was the No. 8 overall pick in Major League Soccer's (MLS) draft by FC Dallas
- Married to his wife, Amy
- Twitter handle is @JoshuaLambo2

### REGULAR SEASON CAREER STATISTICS

YEAR	TEAM	GP	PAT	ATT	FG	FGA	PCT	LG	PTS
2015	SD	16	28	32	26	32	81.3	54	106
2016	SD	16	42	46	26	32	81.3	47	120
2017	JAX	0	0	0	0	0	0.0	--	0
NFL totals: 2 yrs.		32	70	78	52	64	81.3	54	226

### CAREER HIGHS

	GAME	SEASON
PATs made:	5 (9/18/16 vs. JAX)	42 (2016)
PAT attempts:	5 (twice, last: 11/6/16 vs. TEN)	46 (2016)
Field goals made:	4 (twice, last: 10/23/16 at ATL)	26 (2015 & 2016)
Field goal attempts:	4 (twice, last: 10/23/16 at ATL)	32 (2015 & 2016)
Longest field goal:	54 (10/12/15 vs. PIT)	54 (2015)
Points:	15 (10/23/16 at ATL)	120 (2016)

### 2017 GAME-BY-GAME STATISTICS

DATE	OPP	GP	PAT	ATT	FG	FGA	PCT	LG	PTS
09/10	at Houston								
09/17	vs. Tennessee								
09/24	vs. Baltimore								
10/01	at New York Jets								
10/08	at Pittsburgh								
10/15	vs. LA Rams								
10/22	at Indianapolis								
	BYE WEEK								
11/05	vs. Cincinnati								
11/12	vs. LA Chargers								
11/19	at Cleveland								
11/26	at Arizona								
12/03	vs. Indianapolis								
12/10	vs. Seattle								
12/17	vs. Houston								
12/24	at San Francisco								
12/31	at Tennessee								
2017 totals:		5	13	15	10	12	83.3	47	43

# MARQISE LEE

11

## MARQISE LEE

WIDE RECEIVER  
6-0 196 LBS.

SOUTHERN CALIFORNIA  
BORN NOVEMBER 25, 1991  
INGLEWOOD, CALIFORNIA  
ACQ: 2ND ROUND OF 2014 DRAFT (39TH)  
EXP: 4TH YEAR



### TRANSACTIONS

Originally drafted by Jacksonville in the second round (39th overall) of the 2014 draft

### PRO (Games played/started - 45/21)

- Was first of two receivers selected by the Jaguars in the second round of 2014 draft
- Became 24th WR selected by the Jaguars in franchise history, the fifth-highest in team history
- Marked the seventh USC player drafted by the Jaguars in team history, the second-most among any colleges (Florida, 9)
- Became the seventh player in Jaguars history to return a kickoff for a TD and tied former RB **Maurice Jones-Drew** for longest kickoff return in team history

### 2017 (w/ JAX - 6/6)

- **9/10 at HOU:** Started at WR and returned one punt for seven yards
- **9/17 vs. TEN:** Started at WR and led the team with seven receptions for 76 yards (10.9 avg.) and also returned one punt for four yards
- **9/24 vs. BAL:** Started at WR and recorded four receptions for a team-high 65 yards (16.3 avg.) and returned two punts for two yards
- **10/1 at NYJ:** Started at WR and recorded two receptions for 18 yards
- **10/8 at PIT:** Recorded two receptions for a team-high 49 yards, including a long reception of 31 yards
- **10/15 vs LAR:** Led the team with 83 receiving yards on five receptions and also recorded one rush for 17 yards

### 2016 (w/ JAX - 16/6)

Set career highs with 63 receptions for 851 yards and three TDs ... The first player to record at least one passing TD, one receiving TD and one kickoff return for a TD in a single season since 1978 (BAL's **Joe Washington**)

- **9/11 vs. G.B.:** Made two catches for 22 yards
- **9/18 at S.D.:** Had five receptions for a career-high-tying 75 yards (15.0 rec. avg.)
- **9/25 vs. BAL:** Recorded five receptions for 44 yards (8.8 rec. avg.)
- **10/2 vs. IND:** Had four catches for 28 yards (7.0 rec. avg.)
- **10/16 at CHI:** Posted a team-high six receptions for 61 yards (10.2 rec. avg.) ... Returned one kickoff for 26 yards
- **10/23 vs. OAK:** Posted a team-high seven receptions for 107 yards with a long reception of 38 yards, all of which were career highs and the first game with 100+ yards ... Returned 4 kickoffs for 93 yards with a long return of 34 yards
- **10/27 at TEN:** Had one reception for 21 yards ... Returned two kickoffs for 45 yards
- **11/6 at K.C.:** Posted four receptions for a team-high 84 yards (21.0 rec. avg.) ... Returned three kickoffs for 87 yards (29.0 avg.), including a long of 45
- **11/13 vs. HOU:** Posted four receptions for 50 yards (12.5 rec. avg.)
- **11/20 at DET:** Had four catches for 52 yards (13.0 rec. avg.) and his first TD reception of the season ... Rushed once for six yards and posted a 42-yard kickoff return
- **11/27 at BUF:** Led the team with four receptions for 37 yards and a 20-yard TD reception ... Returned one kick for 36 yards
- **12/4 vs. DEN:** Started at WR and made three catches for 34 yards ... Rushed two times for 10 yards
- **12/11 vs. MIN:** Started at WR and posted five receptions for a career-high 113 yards (22.6 avg.) ... Returned three kicks fo 66 yards (22.0 avg.)
- **12/18 at HOU:** Started at WR and returned two kickoffs for 133 yards, including a franchise-tying longest kickoff return with a 100-yard kickoff return TD ...
- **12/24 vs. TEN:** Started at WR and recorded three receptions for 37 yards and one touchdown ... Threw first career pass in the NFL, a 20-yard touchdown to QB **Blake Bortles** in the fourth quarter
- **1/1 at IND:** Started at WR and recorded six receptions for 86 yards (14.3 avg.)

### 2015 (w/ JAX - 10/1)

Played in 10 games during his second season with one start, totaling 15 receptions for 191 yards (12.7 rec. avg.) for one TD ... Added five rushes for 38 yards (7.6 rush avg.)

- **9/20 vs. MIA:** Had two receptions for 27 yards (13.5 avg.) in season debut ... Also rushed once for 12 yards
- **12/6 at TEN:** Had one reception for 17 yards in his first start of the season at WR ... Also recorded one rush for four yards
- **12/20 vs. ATL:** Had two receptions for 46 yards (23.0 avg.), including a season-long 30-yard reception in the fourth quarter
- **12/27 at N.O.:** Recorded three receptions for 26 yards (8.7 rec. avg.) and one TD

... Rushed once for nine yards (9.0 rush avg.)

### 2014 (w/ JAX - 13/8)

Appeared in 13 games as a rookie with eight starts and registered 37 receptions for 422 yards and one TD ... Missed three consecutive games with a hamstring injury

- **9/7 at PHI:** Started at WR in NFL debut and tied for the team lead with six catches for 62 yards with a long of 18 ... Joined WR **Allen Hurns** as first two rookie WRs to start in season-opener in franchise history
- **9/14 at WAS:** Started at WR and had two receptions for 11 yards ... Missed next three games with a hamstring injury
- **10/12 at TEN:** Returned to action after missing three games and finished with two receptions for 26 yards with a long of 16 yards .
- **11/23 at IND:** Led the team with 52 yards on three receptions (17.3 avg.) with a career-long 37-yard catch in the fourth quarter
- **11/30 vs. NYG:** Started at WR and led team with six catches for 75 yards ... Scored on a 30-yard TD pass from QB **Blake Bortles** in the third quarter, his first career score
- **12/7 vs. HOU:** Started at WR and posted five receptions for 67 yards with a long of 31 yards, his third straight game with a 30-plus yard reception
- **12/18 vs. TEN:** Started at WR and led team with four catches for 65 yards including a 34-yard grab in the third quarter ... Marked fourth straight game with four or more receptions

### COLLEGE (at Southern California, 2011-13)

- Three-year starter who declared for the NFL Draft following his junior season
- Career totals included 248 receptions for 3,655 yards (14.7 avg.) with 29 TDs
- Owns 24 school records and set five Pac-12 Conference marks
- Won the Biletnikoff Award as a sophomore as the nation's top receiver
- Ranked first in school history in receiving yards, second in receptions and fourth in receiving TDs
- Was a long jumper and sprinter on USC's track team
- Became the school's first Biletnikoff Award winner as a sophomore as well as unanimous All-American and All-Pac 12 Conference first-team choice
- Majored in sociology

### PERSONAL

- Attended Serra High School in Gardena, Calif.
- Lettered in football, basketball and track
- Earned Parade All-American as a senior as well as Super Prep All-American, Under Armour All-American, ESPNU 150, Rivals 100 and Prep Star Dream Team
- Finished with 57 receptions for 1,409 yards (24.7 avg.) with 24 TDs in final season along with 45 tackles and three INTs
- Was a sprinter and jumper on the track team, boasting a national prep No. 3 best

### REGULAR SEASON CAREER STATISTICS

YEAR	TEAM	GP/GS	NO	YDS	AVG	LG	TD
2014	JAX	13/8	37	422	11.4	37	1
2015	JAX	10/1	15	191	12.7	30	1
2016	JAX	16/6	63	851	13.5	51	3
2017	JAX	6/6	20	291	14.6	35	0
<b>NFL totals: 3 yrs.</b>		<b>45/21</b>	<b>135</b>	<b>1,755</b>	<b>13.0</b>	<b>51</b>	<b>5</b>

**Additional statistics:** 15 rushes for 99 yards (6.6 rush avg.); one pass completion for 20 yards and one TD; 18 kickoff returns for 350 yards and one TD

### CAREER HIGHS

	GAME	SEASON
<b>Receptions:</b>	7 (10/23/16 vs. OAK)	63 (2016)
<b>Receiving yards:</b>	113 (12/11/16 vs. BUF)	851 (2016)
<b>Longest reception:</b>	51 (11/6/16 at K.C.)	51 (2016)
<b>Receiving touchdowns:</b>	1 (five times, last: 12/24/16 vs. TEN)	3 (2016)

# MARQISE LEE



## 2017 GAME-BY-GAME STATISTICS

DATE	OPP	RECS	RECEIVING			LG	TD
			YDS	AVG.			
09/10	at Houston	0	0	0.0	0	0	
09/17	vs. Tennessee	7	76	10.9	19	0	
09/24	vs. Baltimore	4	65	16.3	35	0	
10/01	at New York Jets	2	18	9.0	10	0	
10/08	at Pittsburgh	2	49	24.5	31	0	
10/15	vs. LA Rams	5	83	16.6	21	0	
10/22	at Indianapolis						
	BYE WEEK						
11/05	vs. Cincinnati						
11/12	vs. LA Chargers						
11/19	at Cleveland						
11/26	at Arizona						
12/03	vs. Indianapolis						
12/10	vs. Seattle						
12/17	vs. Houston						
12/24	at San Francisco						
12/31	at Tennessee						
<b>2017 totals:</b>		<b>20</b>	<b>291</b>	<b>14.6</b>	<b>35</b>	<b>0</b>	

**Additional Statistics:** One rush for 17 yards

DATE	GAME	NO.	PUNT RETURNS			TD
			YDS	AVG.	LG	
09/10	at Houston	1	7	7.0	7	0
09/17	vs. Tennessee	1	4	4.0	4	0
09/24	vs. Baltimore	2	2	1.0	1	0
10/01	at New York Jets	1	0	0.0	0	0
10/08	at Pittsburgh	0	0	0.0	0	0
10/15	vs. LA Rams	0	0	0.0	0	0
10/22	at Indianapolis					
	BYE WEEK					
11/05	vs. Cincinnati					
11/12	vs. LA Chargers					
11/19	at Cleveland					
11/26	at Arizona					
12/03	vs. Indianapolis					
12/10	vs. Seattle					
12/17	vs. Houston					
12/24	at San Francisco					
12/31	at Tennessee					
<b>2017 totals:</b>		<b>5</b>	<b>13</b>	<b>2.6</b>	<b>7</b>	<b>0</b>



## 2016 GAME-BY-GAME STATISTICS

DATE	OPP	RECS	RECEIVING			LG	TD
			YDS	AVG.			
09/11	vs. Green Bay	2	22	11.0	12	0	
09/18	at San Diego	5	75	15.0	22	0	
09/25	vs. Baltimore	5	44	8.8	20	0	
10/02	vs. Indianapolis	4	28	7.0	13	0	
	BYE WEEK						
10/16	at Chicago	6	61	10.2	14	0	
10/23	vs. Oakland	7	107	15.3	38	0	
10/27	at Tennessee	1	21	21.0	21	0	
11/06	at Kansas City	4	84	21.0	51	0	
11/13	vs. Houston	4	50	12.5	18	0	
11/20	at Detroit	4	52	13.0	29	1	
11/27	at Buffalo	4	37	9.3	20t	1	
12/04	vs. Denver	3	34	11.3	17	0	
12/11	vs. Minnesota	5	113	22.6	39	0	
12/18	at Houston	0	0	0.0	0	0	
12/24	vs. Tennessee	3	37	12.3	21t	1	
01/01	at Indianapolis	6	86	14.3	22	0	
<b>2016 totals:</b>		<b>63</b>	<b>851</b>	<b>13.5</b>	<b>51</b>	<b>3</b>	

DATE	GAME	NO.	KICK RETURNS			TD
			YDS	AVG.	LG	
09/11	vs. Green Bay	0	0	0.0	0	0
09/18	at San Diego	0	0	0.0	0	0
09/25	vs. Baltimore	0	0	0.0	0	0
10/02	vs. Indianapolis	0	0	0.0	0	0
	BYE WEEK					
10/16	at Chicago	1	26	26.0	26	0
10/23	vs. Oakland	4	93	23.3	34	0
10/27	at Tennessee	2	45	22.5	25	0
11/06	at Kansas City	3	87	29.0	45	0
11/13	vs. Houston	1	17	17.0	17	0
11/20	at Detroit	1	42	42.0	42	0
11/27	at Buffalo	1	36	36.0	36	0
12/04	vs. Denver	0	0	0.0	0	0
12/11	vs. Minnesota	3	66	22.0	25	0
12/18	at Houston	2	133	66.5	100t	1
12/24	vs. Tennessee	0	0	0.0	0	0
01/01	at Indianapolis	0	0	0.0	0	0
<b>2016 totals:</b>		<b>18</b>	<b>545</b>	<b>30.3</b>	<b>100t</b>	<b>1</b>

**Additional statistics:** three rushes for 23 yards (7.7 rush avg.); and one completion for 20 yards and one TD (on 12/24 vs. TEN)



## 2015 GAME-BY-GAME STATISTICS

DATE	GAME	RECS	YDS	AVG.	LG	TD
09/13	vs. Carolina			ina		
09/20	vs. Miami	2	27	13.5	18	0
09/27	at New England	1	13	13.0	13	0
10/04	at Indianapolis			ina		
10/11	at Tampa Bay			ina		
10/18	vs. Houston			ina		
10/25	vs. Buffalo			ina		
11/01	BYE WEEK					
11/08	at N.Y. Jets			ina		
11/15	at Baltimore	1	8	8.0	8	0
11/19	vs. Tennessee	0	0	0.0	0	0
11/29	vs. San Diego	1	3	3.0	3	0
12/06	at Tennessee	1	17	17.0	17	0
12/13	vs. Indianapolis	1	21	21.0	21	0
12/20	vs. Atlanta	2	46	23.0	30	0
12/27	at New Orleans	3	26	8.7	18	1
01/03	at Houston	3	30	10.0	14	0
<b>2015 totals:</b>		<b>15</b>	<b>191</b>	<b>12.7</b>	<b>30</b>	<b>1</b>

**Additional statistics:** Five rushes for 38 yards (7.6 avg.)

# MARQISE LEE



## 2014 GAME-BY-GAME STATISTICS

DATE	GAME	RECS	YDS	AVG.	LG	TD
09/07	at Philadelphia	6	62	10.3	18	0
09/14	at Washington	2	11	5.5	8	0
09/21	vs. Indianapolis			ina		
09/28	at San Diego			ina		
10/05	vs. Pittsburgh			ina		
10/12	at Tennessee	2	26	13.0	16	0
10/19	vs. Cleveland	1	20	20.0	20	0
10/26	vs. Miami	1	9	9.0	9	0
11/02	at Cincinnati	0	0	0.0	0	0
11/09	vs. Dallas	1	13	13.0	13	0
	BYE WEEK					
11/23	at Indianapolis	3	52	17.3	37	0
11/30	vs. N.Y. Giants	6	75	12.5	30	1
12/07	vs. Houston	5	67	13.4	31	0
12/14	at Baltimore	4	14	3.5	13	0
12/18	vs. Tennessee	4	65	16.3	34	0
12/28	at Houston	2	8	4.0	4	0
<b>2014 totals:</b>		<b>37</b>	<b>422</b>	<b>11.4</b>	<b>37</b>	<b>1</b>

**Additional statistics:** Three rushes for nine yards (3.0 avg.)









# MARCEDES LEWIS



## 2008 GAME-BY-GAME STATISTICS

DATE	GAME	RECs	YDS	AVG.	LG	TD
09/07	at Tennessee	3	29	9.7	15	0
09/14	vs. Buffalo	1	13	13.0	13	0
09/21	at Indianapolis	2	21	10.5	12	0
09/28	vs. Houston	0	0	0.0	0	0
10/05	vs. Pittsburgh	1	24	24.0	24t	1
10/12	at Denver	3	64	21.3	30t	1
BYE WEEK						
10/26	vs. Cleveland	3	34	11.3	14	0
11/02	at Cincinnati	4	38	9.5	21	0
11/09	at Detroit	4	64	16.0	29	0
11/16	vs. Tennessee	1	19	19.0	19	0
11/23	vs. Minnesota	4	41	10.3	21	0
12/01	at Houston	2	37	18.5	20	0
12/07	at Chicago	4	43	10.8	27	0
12/14	vs. Green Bay	2	7	3.5	5	0
12/28	vs. Indianapolis	6	55	9.2	14	0
12/28	at Baltimore	1	0	0.0	0	0
<b>2008 totals:</b>		<b>41</b>	<b>489</b>	<b>11.9</b>	<b>30</b>	<b>2</b>



## 2007 GAME-BY-GAME STATISTICS

DATE	GAME	RECs	YDS	AVG.	LG	TD
09/09	vs. Tennessee	4	35	8.8	15	0
09/16	vs. Atlanta	2	39	19.5	25	0
09/23	at Denver	3	44	14.7	18	0
BYE WEEK						
10/07	at Kansas City	3	13	4.3	6	0
10/14	vs. Houston	2	30	15.0	16	0
10/22	vs. Indianapolis	2	13	6.5	8	0
10/28	at Tampa Bay	0	0	0.0	0	0
11/04	at New Orleans	4	46	11.5	21	0
11/11	at Tennessee	1	8	8.0	8	0
11/18	vs. San Diego	1	1	1.0	1t	1
11/25	vs. Buffalo	5	57	11.4	24	0
12/02	at Indianapolis	5	42	8.4	13	1
12/09	vs. Carolina	3	25	8.3	13	0
12/16	at Pittsburgh	2	38	19.0	20	0
12/23	vs. Oakland	0	0	0.0	0	0
12/30	at Houston	0	0	0.0	0	0
<b>2007 totals:</b>		<b>37</b>	<b>391</b>	<b>10.6</b>	<b>25</b>	<b>2</b>



## 2006 GAME-BY-GAME STATISTICS

DATE	GAME	RECs	YDS	AVG.	LG	TD
09/10	vs. Dallas	ina				
09/18	vs. Pittsburgh	0	0	0.0	0	0
09/24	at Indianapolis	0	0	0.0	0	0
10/01	at Washington	2	40	20.0	31	0
10/08	vs. N.Y. Jets	0	0	0.0	0	0
BYE WEEK						
10/22	at Houston	0	0	0.0	0	0
10/29	at Philadelphia	0	0	0.0	0	0
11/05	vs. Tennessee	2	11	5.5	6	0
11/12	vs. Houston	1	6	6.0	6	0
11/20	vs. N.Y. Giants	1	9	9.0	9	0
11/26	at Buffalo	1	1	1.0	1t	1
12/03	at Miami	0	0	0.0	0	0
12/10	vs. Indianapolis	1	19	19.0	19	0
12/17	at Tennessee	3	27	9.0	14	0
12/24	vs. New England	0	0	0.0	0	0
12/31	at Kansas City	2	13	9.7	31	1
<b>2006 totals:</b>		<b>13</b>	<b>126</b>	<b>9.7</b>	<b>31</b>	<b>1</b>

# BRANDON LINDER

## 65 BRANDON LINDER

OFFENSIVE LINEMAN

6-6 315 LBS.


MIAMI (FLA.)

BORN JANUARY 25, 1992

SOUTHWEST RANCHES, FLORIDA

ACQ: 3RD ROUND OF 2014 DRAFT (93RD)

EXP: 4TH YEAR



### TRANSACTIONS

Originally drafted in the third round (93rd overall) of the 2014 draft ... Placed on injured reserve on 10/5/15

### PRO (Games played/started - 36/36)

- Switched from RG to C prior to the 2016 season
- First player from the University of Miami ever drafted by the Jaguars
- Became 24th offensive lineman drafted by the Jaguars in franchise history

### 2017 (w/ JAX - 4/4)

Selected as an offensive captain by his teammates for the 2017 season

- **9/10 at HOU:** Started at C and helped pave the way for the team to rush for 155 yards ... Did not allow a sack
- **9/17 vs. TEN:** Started at C
- **9/24 vs. BAL:** Started at C and helped the team rush for 166 yards and did not allow a sack
- **10/1 at NYJ:** Started at C and helped the team rush for 175 yards
- **10/8 at PIT:** Inactive
- **10/15 vs LAR:** Inactive

### 2016 (w/ JAX - 14/14)

Part of an offensive line that allowed its fewest sacks since 2007 (34)

- **9/11 vs. G.B.:** Made his first career start at C in team's season opener
- **9/18 at S.D.:** Started at C
- **9/25 vs. BAL:** Inactive (knee)
- **10/2 vs. IND:** Started at C, helping the team rush for 136 yards
- **10/16 at CHI:** Started at C
- **10/23 vs. OAK:** Started at C
- **10/27 at TEN:** Started at C
- **11/6 at K.C.:** Started at C, helping the team rush for a season-high 205 yards
- **11/13 vs. HOU:** Started at C
- **11/20 at DET:** Started at C and was part of an offensive line that did not allow a sack
- **11/27 at BUF:** Started at C
- **12/4 vs. DEN:** Started at C and helped the team rush for 154 yards
- **12/11 vs. MIN:** Inactive (ankle)
- **12/18 at HOU:** Started at C
- **12/24 vs. TEN:** Started at C
- **1/1 at IND:** Started at C, only to play seven snaps, before leaving the game with a concussion and not returning

### 2015 (w/ JAX - 3/3)

Placed on season-ending IR because of surgery to repair a labral tear in his left shoulder after injury suffered in Week 3

- **9/13 vs. CAR:** Started at RG to kick off his second season with the Jaguars
- **9/20 vs. MIA:** Helped the Jaguars rush for 123 yards and did not allow a sack

### 2014 (w/ JAX - 15/15)

Started 15 games at RG as a rookie ...Part of OL that helped club finish sixth in the NFL in average per rush (4.5)

- **9/7 at PHI:** Started at RG in his NFL debut, one of three Jaguars rookies to start on opening day (WR **Marqise Lee**, WR **Allen Hurns**)
- **10/19 vs. CLE:** Helped pave the way for an offense that rushed for a season-high 185 yards on 35 carries and 176 yards on **10/26 vs. MIA**, the first time since 2010 the club eclipsed 150-plus rushing yards in back-to-back games
- **12/28 at HOU:** Started at RG and was part of OL that helped team produce 121 yards on 14 carries (8.6 avg.)

### COLLEGE (at Miami (Fla.), 2010-13)

- Four-year starter and started 42 games (37 at RG, 2 at LT, 3 at C)
- Finished career with 35 TD-resulting blocks and 275 key blocks/knockdowns
- As a senior, named team's Most Valuable Player after leading team with 90 percent grade for blocking consistency, 11 TD-resulting blocks and 84 knockdowns
- Majored in health education

### PERSONAL

- Attended St. Thomas Aquinas High School in Ft. Lauderdale, Fla.
- Named U.S. Army All-American and was rated the third-best center in the country by Rivals.com
- Helped team compile a 28-1 record during his final two seasons and captured the Class 5A state title as a junior
- Twitter handle is @BrandonLinder65

# MAX MCCAFFREY

19

## MAX MCCAFFREY

WIDE RECEIVER

6-2 200 LBS.


DUKE

BORN MAY 17, 1994

HIGHLANDS RANCH, COLORADO

ACQ: PRACTICE SQUAD (NEW ORLEANS) 2017

EXP: 1ST YEAR



### TRANSACTIONS

Originally signed by Oakland as an undrafted free agent on 5/10/16 ... Waived on 8/29/16 ... Signed by Green Bay to the practice squad on 12/20/16 ... Promoted to the 53-man active roster on 1/21/16 ... Waived on 9/2/17 ... Signed by New Orleans to the practice squad on 9/4/17 ... Signed by Jacksonville from New Orleans' practice squad on 9/12/17

### PRO (Games played/started - 5/0)

- Spent his rookie training camp in Oakland before participating on Green Bay's practice squad to conclude the season
- Activated for Green Bay's NFC Championship Game versus Atlanta, but did not play

### 2017 (w/ JAX - 5/0)

- **9/10 at HOU:** Not with team
- **9/17 vs. TEN:** Saw one snap at WR
- **9/24 vs. BAL:** Saw action at WR
- **10/1 at NYJ:** Saw action at WR and on special teams
- **10/8 at PIT:** Recorded one reception, his first career reception, for four yards
- **10/15 vs LAR:** Saw action at WR and on special team

### COLLEGE (at Duke, 2012-16)

- Lettered four seasons and played in 53 games with 38 starts
- Collegiate career totals include 117 receptions for 1,341 yards and 12 TDs
- Represented Duke in the NFLPA Collegiate Bowl in 2016

### PERSONAL

- Son of Ed and Lisa McCaffrey
- Brother, Christian, is a rookie RB with Carolina
- Lettered three seasons at Valor Christian (Colorado)

### 2017 GAME-BY-GAME STATISTICS

DATE	OPP	RECs	YDS	AVG.	LG	TD
09/10	at Houston		---			
09/17	vs. Tennessee	0	0	0.0	0	0
09/24	vs. Baltimore	0	0	0.0	0	0
10/01	at New York Jets	0	0	0.0	0	0
10/08	at Pittsburgh	1	4	4.0	4	0
10/15	vs. LA Rams	0	0	0.0	0	0
10/22	at Indianapolis					
	BYE WEEK					
11/05	vs. Cincinnati					
11/12	vs. LA Chargers					
11/19	at Cleveland					
11/26	at Arizona					
12/03	vs. Indianapolis					
12/10	vs. Seattle					
12/17	vs. Houston					
12/24	at San Francisco					
12/31	at Tennessee					
<b>2017 totals:</b>		<b>1</b>	<b>4</b>	<b>4.0</b>	<b>4</b>	<b>0</b>



# LERENTEE McCRAY



## 2015 GAME-BY-GAME STATISTICS

DATE	OPP	TKL	SOLO	ASST	TFL	SACKS	ST	FF	FR	INT	PD
09/13	vs. Baltimore				ina						
09/17	at Kansas City				ina						
09/27	at Detroit	2	1	1	0	0.0	0	0	0	0	0
10/04	vs. Minnesota				ina						
10/11	at Oakland				ina						
10/18	at Cleveland	3	2	1	0	0.5	0	0	0	0	0
10/25	BYE WEEK										
11/01	vs. Green Bay	3	1	2	1	0.0	0	0	0	0	0
11/08	at Indianapolis	4	2	2	0	0.0	0	0	0	0	0
11/15	vs. Kansas City	0	0	0	0	0.0	1	0	0	0	0
11/22	at Chicago	0	0	0	0	0.0	0	0	0	0	0
11/29	vs. New England	0	0	0	0	0.0	0	0	0	0	0
12/06	at San Diego	1	1	0	0	0.0	1	0	0	0	0
12/13	vs. Oakland	0	0	0	0	0.0	0	0	0	0	0
12/20	at Pittsburgh				ina						
12/28	vs. Cincinnati	0	0	0	0	0.0	0	0	0	0	0
01/03	vs. San Diego	0	0	0	0	0.0	0	0	0	0	0
<b>2015 totals:</b>		<b>13</b>	<b>7</b>	<b>6</b>	<b>1</b>	<b>0.5</b>	<b>2</b>	<b>0</b>	<b>0</b>	<b>0</b>	<b>0</b>
01/17	vs. Pittsburgh	0	0	0	0	0.0	0	0	0	0	0
01/24	vs. New England	0	0	0	0	0.0	0	0	0	0	0
02/07	vs. Carolina	0	0	0	0	0.0	0	0	0	0	0
<b>Postseason totals:</b>		<b>0</b>	<b>0</b>	<b>0</b>	<b>0</b>	<b>0.0</b>	<b>0</b>	<b>0</b>	<b>0</b>	<b>0</b>	<b>0</b>



## 2014 GAME-BY-GAME STATISTICS

DATE	OPP	TKL	SOLO	ASST	TFL	SACKS	ST	FF	FR	INT	PD
09/07	vs. Indianapolis	1	1	0	0	0.0	0	0	0	0	0
09/14	vs. Kansas City	0	0	0	0	0.0	0	0	0	0	0
09/21	at Seattle				ina						
09/28	BYE WEEK										
10/05	vs. Arizona				ina						
10/12	at New York Jets				ina						
10/19	vs. San Francisco	2	1	1	0	0.0	0	0	0	0	0
10/23	vs. San Diego	0	0	0	0	0.0	0	0	0	0	0
11/02	at New England	0	0	0	0	0.0	0	0	0	0	0
11/09	at Oakland	0	0	0	0	0.0	0	0	0	0	0
11/16	at St. Louis	0	0	0	0	0.0	0	0	0	0	0
11/23	vs. Miami	0	0	0	0	0.0	0	0	0	0	0
11/30	at Kansas City	0	0	0	0	0.0	0	0	0	0	0
12/07	vs. Buffalo	0	0	0	0	0.0	0	0	0	0	1
12/14	at San Diego	0	0	0	0	0.0	0	0	0	0	0
12/22	at Cincinnati	1	1	0	0	0.0	0	0	0	0	0
12/28	vs. Oakland	2	1	1	0	1.0	0	1	0	0	0
<b>2014 totals:</b>		<b>6</b>	<b>4</b>	<b>2</b>	<b>0</b>	<b>1.0</b>	<b>0</b>	<b>1</b>	<b>0</b>	<b>0</b>	<b>0</b>
01/11	vs. Indianapolis	2	1	1	0	0.0	0	0	0	0	0
<b>Postseason totals:</b>		<b>2</b>	<b>1</b>	<b>1</b>	<b>0</b>	<b>0.0</b>	<b>0</b>	<b>0</b>	<b>0</b>	<b>0</b>	<b>0</b>

# JALEN MYRICK

[31]

## JALEN MYRICK

CORNERBACK

5-11 200 LBS

MINNESOTA

BORN FEBRUARY 27, 1995

BLOOMINGDALE, GEORGIA

ACQ: SEVENTH ROUND OF 2017 DRAFT (222TH)

EXP: ROOKIE



### TRANSACTIONS

Drafted by Jacksonville in the seventh round (222nd overall) of the 2017 draft

### PRO (Games played/started - 1/0)

#### 2017 (w/ JAX - 1/0)

- 9/10 at HOU: Inactive
- 9/17 vs. TEN: Inactive
- 9/24 vs. BAL: Inactive
- 10/1 at NYJ: Inactive
- 10/8 at PIT: Made his NFL debut and saw action on special teams
- 10/15 vs LAR: Inactive

### COLLEGE (at Minnesota, 2013-16)

#### 2016 (Senior)

Started all 13 games and recorded 41 tackles, 11 pass breakups and one INT ... Also returned 13 kickoffs for 287 yards and nine punts for 44 yards

- 9/1 vs. Oregon State: Recorded five tackles, one tackle for loss and one pass breakup ... Also returned three kicks for 84 yards, including 56 yards on the opening kickoff
- 10/1 at Penn State: Registered six tackles
- 10/22 vs. Rutgers: Recorded four tackles and made one INT
- 11/5 vs. Purdue: Tallied three tackles and broke up two passes
- 12/27 vs. Washington State: Tallied three tackles and broke up three passes

#### 2015 (Junior)

Played in 10 games, starting seven ... Missed three games due to injury ... Made 27 tackles (18 solo), including 3.5 behind the line of scrimmage ... Tallied the second-most INTs (three) and returned one for a TD ... Recorded three pass breakups ... Returned 12 kickoffs for 257 yards (21.4 avg.) ... Named All-Big Ten Honorable Mention by the conference coaches

- 9/12 at Colorado State: Registered four tackles, one INT, one pass breakup and returned three kickoffs for 71 yards
- 9/26 vs. Ohio: Totalled six tackles, including 1.0 tackle for loss and one pass breakup
- 10/10 at Purdue: Tallied two INTs, one of which was returned 27 yards for a TD, and added a tackle for loss
- 10/17 vs. Nebraska: Registered five tackles with 1.0 tackle for loss and added two kickoff returns

#### 2014 (Sophomore)

Played in all 13 games, starting once ... Ranked second in the Big Ten with a 28.2-yard kick return average ... Returned 18 kicks for 508 yards ... Recorded 21 tackles, one INT for a TD and one forced fumble

- 9/6 vs. Middle Tennessee State: Made one tackle, broke up one pass and returned an INT for 31 yards for his first career TD
- 9/13 at TCU: Registered eight tackles
- 10/11 vs. Northwestern: Returned a kick 100 yards for a TD ... Named Big Ten Special Teams Player of the Week and National Kick Return of the Week by College Football Performance Award

#### 2013 (Freshman)

Played in the final 11 games of the season, mostly on special teams ... Recorded four tackles

### High School

- Attended Savannah Christian Prep
- Led team to an 8-4 record in 2012 after going a perfect 11-0 record as a junior in 2011
- Made 50 tackles and recorded six pass breakups and two INTs as a senior
- Had 25 tackles as a junior with 14 pass breakups and two INTs, returning one for a TD
- Scored 14 offensive TDs as a senior and 16 as a junior
- Earned a two-star ranking from Rivals.com and Scout.com

### HIGH SCHOOL

- Son of Glynn and Rhonda Myrick

### REGULAR SEASON CAREER STATISTICS

YEAR	TEAM	GP/GS	TKL	SOLO	ASST	SACKS	FF	FR	PD	INT
2017	JAX	1/0	0	0	0	0.0	0	0	0	0
NFL totals: 1 yr.		1/0	0	0	0	0.0	0	0	0	0

### 2017 GAME-BY-GAME STATISTICS

DATE	OPP	TKL	SOLO	ASST	ST	SACKS	FF	FR	PD	INT
09/10	at Houston					Inactive				
09/17	vs. Tennessee					Inactive				
09/24	vs. Baltimore					Inactive				
10/01	at New York Jets					Inactive				
10/08	at Pittsburgh	0	0	0	0	0.0	0	0	0	0
10/15	vs. LA Rams					Inactive				
10/22	at Indianapolis					BYE WEEK				
11/05	vs. Cincinnati									
11/12	vs. LA Chargers									
11/19	at Cleveland									
11/26	at Arizona									
12/03	vs. Indianapolis									
12/10	vs. Seattle									
12/17	vs. Houston									
12/24	at San Francisco									
12/31	at Tennessee									
2017 totals:		0	0	0	0	0.0	0	0	0	0

# YANNICK NGAKOUE

## 91 YANNICK NGAKOUE

### DEFENSIVE END

6-2 246 LBS.

MARYLAND

BORN MARCH 31, 1995

BOWIE, MARYLAND

ACQ: 3RD ROUND OF 2016 DRAFT (69TH)

EXP: 2ND YEAR



### TRANSACTIONS

Originally drafted by Jacksonville in the third round (69th overall) of the 2016 NFL Draft

### PRO (Games played/started - 22/21)

- Made his NFL debut in team's season opener in 2016
- Owns the franchise rookie record for sacks in a single season (8.0)
- Of his 12.0 career sacks, seven have been strip-sacks
- His 12.0 sacks in 20 career games are the most by a Jaguars player in franchise history

### 2017 (w/ JAX - 6/6)

- **9/10 at HOU:** Started at DE and recorded four tackles (three solo), two strip-sacks and one fumble recovery
- **9/17 vs. TEN:** Assisted on one tackle
- **9/24 vs. BAL:** Started at DE and recorded two solo tackles and one tackle for a loss
- **10/1 at NYJ:** Started at DE and recorded two solo tackles, two sacks, one tackle for a loss and one forced fumble
- **10/8 at PIT:** Started at DE and assisted on one tackle
- **10/15 vs. LAR:** Started at DE and recorded one solo tackle and two quarterback hits

### 2016 (w/ JAX - 16/15)

One of two Jaguars rookies (**Jeremy Mincey**) to post 8.0-plus sacks, four-plus forced fumbles and at least one INT in a single season ... Finished second in the NFL behind S.D.'s **Joey Bosa** with 8.0 sacks by a rookie ... Joins K.C.'s **Tamba Hali** (2006), BAL's **Terrell Suggs** (2003), CAR's **Julius Peppers** (2002) and S.F.'s **Charles Haley** (1986) as the only rookies to post 8.0-plus tackles, four-plus forced fumbles and at least one INT in their rookie season

- **9/11 vs. G.B.:** Made two tackles (one solo) in NFL and Jaguars debut
- **9/18 at S.D.:** Made his first career start at LEO and made three tackles (two solo), including his first career sack-fumble in the second quarter
- **9/25 vs. BAL:** Registered his second consecutive game with a sack-fumble ... One of three players to register a sack and a forced fumble in consecutive games this season, joining BUF's **Lorenzo Alexander** and WAS' **Trent Murphy**
- **10/2 vs. IND:** Registered four tackles, including 1.0 sack, as well as his first career interception and third career forced fumble ... Only NFL player this season to register a sack, forced fumble and an interception in the same game
- **10/16 at CHI:** Started at LEO and made 1.0 sack, becoming the first rookie in team history to register a sack in four consecutive games ... Fourth player in Jaguars history to register a sack in four consecutive games (**Tony Brackens**, **Rob Meier** and **Gary Walker**)
- **10/23 vs. OAK:** Started at LEO and totaled two solo tackles
- **10/27 at TEN:** Started at LEO and recorded a QB hit
- **11/6 at K.C.:** Started at LEO and made one solo tackle and three QB hits
- **11/13 vs. HOU:** Started at LEO, making one solo tackle and one pass defended
- **11/20 at DET:** Started at LEO and tallied one solo tackle, a five-yard sack of QB **Matthew Stafford**
- **11/27 at BUF:** Started at LEO and picked up his sixth sack of the season, along with two tackles (one solo)
- **12/4 vs. DEN:** Started at LEO and exited the game with an ankle injury
- **12/11 vs. MIN:** Started at LEO and made one solo tackle and registered a forced fumble
- **12/18 at HOU:** Started at LEO and made one solo tackle
- **12/24 vs. TEN:** Started at LEO and registered 1.0 sack, with seventh sack tying team record for a rookie
- **1/1 at IND:** Started at LEO and registered two solo tackles, 1.0 sack and one tackle for a loss ... His eighth sack of the season to break rookie record held by Tony Brackens (7 in 1996)

### COLLEGE (at Maryland, 2013-15)

- As a senior, selected First Team All-Big Ten by coaches and media
- Set Maryland's single-season sack record (13.5), breaking a record set by Mark Duda (1982) and Bruce Palmer (1978)
- Ranked second nationally in sacks per game
- Appeared in all 13 games as a true freshman

### PERSONAL

- Son of Marlene Chantelly
- Honor roll student
- Worked as a volunteer with the homeless and helped mentor children
- Majored in African American studies
- Attended Friendship Collegiate Academy (Washington, D.C.)
- Named a first team Parade All-America and the 2012 D.C. Gatorade Player of the Year
- Rated a four-star recruit by Rivals, No. 11 OLB
- Helped lead the school to the DCSAA title as a senior

### REGULAR SEASON CAREER STATISTICS

YEAR	TEAM	GP/GS	TKL	SOLO	ASST	SACKS	FF	FR	PD	TFL
2016	JAX	16/15	23	20	3	8.0*	4	0	2	6
2017	JAX	6/6	11	8	3	4.0	3	1	0	2
<b>NFL totals:</b>	<b>1 yr.</b>	<b>22/21</b>	<b>34</b>	<b>28</b>	<b>6</b>	<b>12.0</b>	<b>7</b>	<b>1</b>	<b>2</b>	<b>8</b>

\*Team rookie record

### 2017 GAME-BY-GAME STATISTICS

DATE	OPP	TKL	SOLO	ASST	ST	SACKS	FF	FR	PD	TFL
09/10	at Houston	4	3	1	0	2.0	2	1	0	0
09/17	vs. Tennessee	1	0	1	0	0.0	0	0	0	0
09/24	vs. Baltimore	2	2	0	0	0.0	0	0	0	1
10/01	at New York Jets	2	2	0	0	2.0	1	0	0	1
10/08	at Pittsburgh	1	0	1	0	0.0	0	0	0	0
10/15	vs. LA Rams	1	1	0	0	0.0	0	0	0	0
10/22	at Indianapolis									
	BYE WEEK									
11/05	vs. Cincinnati									
11/12	vs. LA Chargers									
11/19	at Cleveland									
11/26	at Arizona									
12/03	vs. Indianapolis									
12/10	vs. Seattle									
12/17	vs. Houston									
12/24	at San Francisco									
12/31	at Tennessee									
<b>2017 totals:</b>		<b>11</b>	<b>8</b>	<b>3</b>	<b>0</b>	<b>4.0</b>	<b>3</b>	<b>1</b>	<b>0</b>	<b>2</b>

### 2016 GAME-BY-GAME STATISTICS

DATE	OPP	TKL	SOLO	ASST	ST	SACKS	FF	FR	PD	TFL
09/11	vs. Green Bay	2	1	1	0	0.0	0	0	0	0
09/18	at San Diego	3	2	1	0	1.0	1	0	0	0
09/25	vs. Baltimore	1	1	0	0	1.0	1	0	0	0
10/02	vs. Indianapolis	4	4	0	0	1.0	1	0	1	1
	BYE WEEK									
10/16	at Chicago	1	1	0	0	1.0	0	0	0	1
10/23	vs. Oakland	2	2	0	0	0.0	0	0	0	0
10/27	at Tennessee	0	0	0	0	0.0	0	0	0	0
11/06	at Kansas City	1	1	0	0	0.0	0	0	0	0
11/13	vs. Houston	1	1	0	0	0.0	0	0	1	0
11/20	at Detroit	1	1	0	0	1.0	0	0	0	1
11/27	at Buffalo	2	1	1	0	1.0	0	0	0	1
12/04	vs. Denver	0	0	0	0	0.0	0	0	0	0
12/11	vs. Minnesota	1	1	0	0	0.0	1	0	0	0
12/18	at Houston	1	1	0	0	0.0	0	0	0	0
12/24	vs. Tennessee	1	1	0	0	1.0	0	0	0	1
31/01	at Indianapolis	2	2	0	0	1.0	0	0	0	1
<b>2016 totals:</b>		<b>23</b>	<b>20</b>	<b>3</b>	<b>0</b>	<b>8.0</b>	<b>4</b>	<b>0</b>	<b>2</b>	<b>6</b>

**Additional statistics:** One interception on 10/2 vs. IND, seven-yard return

# BRAD NORTMAN

## 3 BRAD NORTMAN

**PUNTER**  
6-2 214 LBS.  
WISCONSIN  
BORN SEPTEMBER 12, 1989  
BROOKFIELD, WISCONSIN  
ACQ: UFA (CAROLINA) 2016  
EXP: 6TH YEAR



### TRANSACTIONS

Originally selected by Carolina in the sixth round (207th overall) of the 2012 NFL Draft ... Signed as an unrestricted free agent by Jacksonville on 3/10/15

### PRO (Games played/started - 86/0, 6/0)

- Sixth-year punter has played in Carolina and Jacksonville
- Played in six postseason games, including Super Bowl 50

### 2017 (w/ JAX - 6/0)

- **9/10 at HOU:** Punted four times for 187 yards (46.8 avg.) with a net average of 36.5 yards and a long punt of 61 yards
- **9/17 vs. TEN:** Punted five times for 246 yards (49.2 avg.) with a long punt of 59 yards
- **9/24 vs. BAL:** Punted three times for 150 yards (50.0 avg.) with a long punt of 60 yards
- **10/1 at NYJ:** Punted eight times for 361 yards (45.1 avg.) with a long punt of 61 yards and five punts inside the 20-yard line
- **10/8 at PIT:** Punted five times for 190 yards and landed three punts inside the 20-yard line
- **10/15 vs LAR:** Punted seven times for 274 yards with two punts landing inside the 20-yard line, a long punt of 53 yards and had one punt blocked

### 2016 (w/ JAX - 16/0)

- **9/11 vs. G.B.:** Made Jaguars debut and punted twice for 125 yards (62.5 net avg.) and downed both inside the 5-yard line ... His 67-yard punt is the seventh-longest in franchise history
- **9/18 at S.D.:** Punted four times for 179 yards (44.8 avg.), including downing two punts inside the 20
- **9/25 vs. BAL:** Punted six times for 249 yards (41.5 avg.), including two punts downed inside the 20
- **10/2 vs. IND:** Punted five times for 269 yards (53.8 avg.), including a career-long 78-yard punt in the fourth quarter, the second-longest punt in Jaguars franchise history (Bryan Barker, 83) and longest in the NFL this season ... Had one punt downed inside the 20
- **10/16 at CHI:** Punted five times for 275 yards (55.0 avg.), including a 52.2 net avg. ... Downed two punts inside the 20, including his 100th career punt inside the 20
- **10/23 vs. OAK:** Punted five times for 239 yards (47.8 avg.) including a long punt of 56 yards
- **10/27 at TEN:** Punted six times for 275 yards (45.8 avg.) and downed one punt inside the 20
- **11/6 at K.C.:** Punted four times for 167 yards (41.8 avg.) and downed one punt inside the 20 ... Tallied one special teams tackle
- **11/13 vs. HOU:** Punted three times for 115 yards
- **11/20 at DET:** Punted six times for 245 yards (40.8 avg.) and downed a career-high four punts inside the 20
- **11/27 at BUF:** Punted six times for 273 yards (45.5 avg., 31.7 net avg.), including two punts downed inside the 20 and a long of 61
- **12/4 vs. DEN:** Punted eight times for 369 yards (46.1 avg., 41.1 net avg.), including a career-high-tying four downed inside the 20 and long of 65
- **12/11 vs. MIN:** Punted four times for 163 yards (40.8 avg., 38.5 net avg.), including one downed inside the 20
- **12/18 at HOU:** Punted six times for 315 yards (52.5 avg., 46.2 net avg.) including a long punt of 67 yards
- **12/24 vs. TEN:** Punted three times for 143 yards (47.7 avg., 48.3 net avg.)
- **1/1 at IND:** Punted four times for 188 yards (47.0 avg., 42.0 net avg.), landing three inside the 20-yard line

### 2015 (w/ CAR - 16/0, 3/0)

Played in all 16 games, including three playoff contests ... Season totals include 70 punts for 3,175 yards (45.4 avg.), including a 39.8 net average ... Downed 20 punts inside the 20

- **9/20 vs. HOU:** Punted five times for 377 yards for a season-best 53.9 average
- **11/15 at TEN:** Punted four times for a season-high 47.3 net average
- **02/07 vs. DEN:** Punted seven times for 315 yards (45.0 avg.) in Super Bowl 50

### 2014 (w/ CAR - 16/0, 2/0)

Played in all 16 games, including two postseason games ... Generated a gross average of 44.9 yards and net average of 36.5 yards with a career-high 26 punts inside the 20,

five touchbacks, two blocks and a long of 72 yards on 72 punts ... Served as holder on extra points and field goals

- **10/19 at G.B.:** Compiled a season-high 53.9-yard gross average, the second highest of his career, on a season-high seven punts
- **11/16 vs. ATL:** Equaled second-longest punt in team history and matched career long with a 72-yard boot ... Produced a season-high 48.3-yard net average
- **1/3 vs. ARI:** Tied team record for the most punts inside the 20 in a postseason game with three

### 2013 (w/ CAR - 16/0, 1/0)

Played in all 16 games, including one playoff contest ... Set Carolina records with a gross average of 47.8 yards, which ranked second in the NFC and fourth in the NFL, and net average of 41.6 yards, which ranked fourth in the NFC and fifth in the NFL ... Punted 70 times with a career-high 25 inside the 20, five touchbacks and a career long of 72 yards

- **11/24 at MIA:** Established a Carolina single-game record with a 56.7-yard gross average on seven punts ... Uncorked a career-long 72-yard punt, matching the second-longest punt in team history
- **12/22 vs. N.O.:** Generated a season-high net average of 47.0 yards on a season-high eight punts with two inside the 20 ... Pinned the Saints at their 2-yard line and 3-yard line
- Named NFC Special Teams Player of the Month for December, compiling a 48.1 gross average and 44.0-yard net average with eight inside the 20 and had at least one punt longer than 50 yards in all five games

### 2012 (w/ CAR - 16/0)

Recorded a gross average of 43.0 yards and net average of 36.5 yards with 20 punts inside the 20, seven touchbacks, one block of 63 yards on 76 punts

- **10/7 vs. SEA:** Booted a career-long 63-yard punt
- **11/4 at WAS:** Landed a season-high three punts inside the 20
- **11/11 vs. DEN:** Produced a season-high 50.1-yard gross average on a career-high nine punts
- **12/23 vs. OAK:** Generated a season-high 48.3-yard net average

### COLLEGE (at Wisconsin, 2008-11)

- Played in 52 games, taking over the Badgers' punting duties as a freshman
- Generated gross average of 42.1 yards and net average of 36.7 yards with 69 punts inside the 20, 19 touchbacks, four blocks and long of 76 yards on 199 punts, the fourth most in school history
- Gross average ranks as the third highest in UW history
- Thirty five punts traveled more than 50 yards and 53 resulted in fair catches
- Majored in accounting

### PERSONAL

- Attended Central High School in Brookfield, Wis.
- Ranked as the No. 4 punter in the nation by Rivals.com and No. 8 by Scout.com
- Parents are William and Jane Nortman
- Married to wife, Lexi
- Twitter handle is @BradNortmanisms



### REGULAR SEASON CAREER STATISTICS

YEAR	TEAM	GP	PUNTS	YARDS	GROSS AVG.	FC	NET AVG.	IN 20	LG	BLK
2012	CAR	16	76	3,267	43.0	20	36.5	20	63	1
2013	CAR	16	70	3,344	47.8	13	41.6	25	72	0
2014	CAR	16	72	3,236	44.9	20	36.5	26	72	2
2015	CAR	16	70	3,175	45.4	19	39.8	20	65	0
2016	JAX	16	77	3,589	46.6	19	39.5	27	78	0
2017	JAX	6	32	1,408	44.0	12	39.0	12	61	1
<b>NFL totals: 6 yrs.</b>		<b>86</b>	<b>397</b>	<b>18,019</b>	<b>45.4</b>	<b>100</b>	<b>38.7</b>	<b>130</b>	<b>78</b>	<b>4</b>



### POST SEASON CAREER STATISTICS

YEAR	TEAM	GP	PUNTS	YARDS	GROSS AVG.	FC	NET AVG.	IN 20	LG	BLK
2013	CAR	1	2	84	42.0	2	42.0	1	51	0
2014	CAR	2	8	306	38.3	5	34.6	4	49	0
2015	CAR	3	15	622	41.5	8	35.4	3	61	0
<b>NFL totals: 5 yrs.</b>		<b>6</b>	<b>25</b>	<b>1,012</b>	<b>40.5</b>	<b>15</b>	<b>35.7</b>	<b>8</b>	<b>61</b>	<b>0</b>



### CAREER HIGHS

	GAME	SEASON
<b>Punts:</b>	9 (11/11/12 vs. Denver)	85 (2015)
<b>Yards:</b>	451 (11/11/12 vs. Denver)	3,797 (2015)
<b>Gross average:</b>	62.5 (9/11/16 vs. Green Bay)	47.8 (2013)
<b>Net average:</b>	62.5 (9/11/16 vs. Green Bay)	41.6 (2013)
<b>Inside the 20:</b>	5 (10/1/17 at NYJ)	30 (2014)
<b>Long:</b>	78 (10/2/16 vs. Indianapolis)	78 (2016)






# PATRICK OMAMEH

## 77 PATRICK OMAMEH

OFFENSIVE LINEMAN  
6-4 327 LBS.  
MICHIGAN  
BORN DECEMBER 29, 1989  
COLUMBUS, OHIO  
ACQ: FREE AGENT 2016  
EXP: 5TH YEAR



### TRANSACTIONS

Originally signed with San Francisco as an undrafted rookie on 5/7/13 ... Signed by Tampa Bay from San Francisco's practice squad on 10/11/13 ... Waived by Tampa Bay on 9/4/15 ... Claimed off waivers by Chicago on 9/6/15 ... Signed with Jacksonville as a free agent on 6/2/16 ... Placed on injured reserve on 11/21/16

### PRO (Games played/started - 46/38)

- Fifth-year OG has spent time with Tampa Bay, Chicago and Jacksonville
- Began career as an undrafted free agent with San Francisco in 2013

### 2017 (w/ JAX - 6/6)

- **9/10 at HOU:** Started at LG and helped pave the way for the team to rush for 155 yards ... Did not allow a sack
- **9/17 vs. TEN:** Started at LG
- **9/24 vs. BAL:** Started at LG and helped the team rush for 166 yards and did not allow a sack
- **10/1 at NYJ:** Started at LG and helped the team rush for 175 yards
- **10/8 at PIT:** Started at LG and helped the team rush for 231 yards
- **10/15 vs LAR:** Started at LG and helped the team rush for 169 yards

### 2016 (w/ JAX - 10/7)

Placed on injured reserve on 11/21/16 after starting seven of 10 games played

- **9/11 vs. G.B.:** Played five snaps on special teams in Jaguars debut
- **9/18 at S.D.:** Saw action at LT after **Kelvin Beachum** exited the game in the third quarter
- **9/25 vs. BAL:** Saw action on special teams
- **10/2 vs. IND:** Started as an extra offensive lineman and then played 58 snaps at LG after **Luke Joeckel's** knee injury
- **10/16 at CHI:** Started at LG
- **10/23 vs. OAK:** Started at LG
- **10/27 at TEN:** Started at LG
- **11/6 at K.C.:** Started at LG, helping the team rush for a season-high 205 yards
- **11/13 vs. HOU:** Started at LG
- **11/20 at DET:** Started at LG before exiting the game with a foot injury

### 2015 (w/ CHI - 14/9)

Appeared in 14 games (9 starts) at RG

### 2014 (w/ T.B. - 16/16)

Started all 16 games at RG

- **9/7 vs. WAS:** Made NFL debut and his first career start
- **9/14 vs. STL:** Started at right guard helping pave the way for Bobby Rainey's 144-yard rushing day
- **12/28 vs. NO:** Helped pave the way for 183 rushing yards by the Buccaneers, the most the team had recorded since 2013 (11/17/13 vs. Atlanta)

### 2013 (w/ T.B. - 0/0)

Inactive all 16 games

### COLLEGE (at Michigan 2008-12)

- Started 41-of-45 games at Michigan (2008-12), including every game his final three seasons
- Earned first-team All-Big Ten honors as a senior
- Named to the 2012 Allstate AFCA Good Works Team


### PERSONAL

- Attended St. Francis De Sales High School (Columbus, Ohio)
- Earned first-team all-state honors as a senior
- Born Patrick Omameh on December 29, 1989 in Columbus, Ohio

# JAMES O'SHAUGHNESSY

## 80 JAMES O'SHAUGHNESSY

TIGHT END  
6-4 245 LBS  
ILLINOIS STATE  
BORN JANUARY 14, 1992  
NAPERVILLE, ILLINOIS  
ACQ: WAIVERS (NEW ENGLAND) 2017  
EXP: 3RD YEAR



### TRANSACTIONS

Originally drafted by Kansas City in the fifth round (173rd overall) in the 2015 NFL Draft ... Traded to New England with a 2017 sixth-round draft selection (216th overall) in exchange for a 2017 fifth-round draft selection (183rd overall) on 4/29/17 ... Waived by New England on 9/2/17 ... Signed by Jacksonville on 9/3/17

### PRO (Games played/started - 29/6, 1/0)

Appeared in 29 games over three seasons, recording 12 receptions for 127 yards

### 2017 (w/ JAX - 6/0)

- **9/10 at HOU:** Saw action at TE and recorded one reception for 18 yards and recorded one special teams tackle
- **9/17 vs. TEN:** Saw action at TE and on special teams
- **9/24 vs. BAL:** Recorded one reception for 12 yards
- **10/1 at NYJ:** Saw action at TE and on special teams
- **10/8 at PIT:** Saw action at TE and on special teams and recorded one solo special teams tackle
- **10/15 vs LAR:** Recorded two receptions for 11 yards

### 2016 (w/ K.C. - 16/3, 1/0)

Appeared in all 16 games, making three starts and recording two receptions for minus-one yard

### 2015 (w/ K.C. - 7/3, 1/0)

Appeared in all 7 games, making three starts and recorded six receptions for 87 yards ... Was placed on injured/reserve on 11/17/15

### COLLEGE (at Illinois State, 2010-14)

- Played in 49 games with 37 starts, totaling 67 receptions for 1,170 yards and 14 TDs
- Earned All-Missouri Valley Football Conference second-team honors as a senior after totaling 29 receptions for 544 yards and nine TDs

### PERSONAL

- Attended Naperville North High School
- Three-year letterman

### REGULAR SEASON CAREER STATISTICS

YEAR	TEAM	GP/GS	NO	YDS	AVG	LG	TD
2015	KC	7/3	6	87	14.5	30	0
2016	JAX	16/3	2	-1	-0.5	0	0
2017	JAX	6/0	4	41	10.3	18	0
<b>NFL totals: 3 yrs.</b>		<b>29/6</b>	<b>12</b>	<b>127</b>	<b>10.6</b>	<b>30</b>	<b>0</b>

### 2017 GAME-BY-GAME STATISTICS

DATE	OPP	RECs	YDS	AVG.	LG	TD
09/10	at Houston	1	18	18.0	18	0
09/17	vs. Tennessee	0	0	0.0	0	0
09/24	vs. Baltimore	1	12	12.0	12	0
10/01	at New York Jets	0	0	0.0	0	0
10/08	at Pittsburgh	0	0	0.0	0	0
10/15	vs. LA Rams	2	11	5.5	9	0
10/22	at Indianapolis					
	BYE WEEK					
11/05	vs. Cincinnati					
11/12	vs. LA Chargers					
11/19	at Cleveland					
11/26	at Arizona					
12/03	vs. Indianapolis					
12/10	vs. Seattle					
12/17	vs. Houston					
12/24	at San Francisco					
12/31	at Tennessee					
<b>2017 totals:</b>		<b>4</b>	<b>41</b>	<b>10.3</b>	<b>18</b>	<b>0</b>

**Additional Statistics:** two special teams tackles

# MATT OVERTON

43

## MATT OVERTON

LONG SNAPPER

6-1 243 LBS

WESTERN WASHINGTON

BORN JULY 6, 1985

SAN LEANDRO, CALIFORNIA

ACQ: FREE AGENT 2017

EXP: 6TH YEAR



### TRANSACTIONS

Originally signed by Seattle as an undrafted free agent in 2017 ... Released by the Seahawks prior to the start of the 2007 regular season ... Signed by the Tri-Cities Fever of the AF2 in 2008 ... Signed by the Florida Tuskers of the UFL in 2009 ... Signed by Seattle as a free agent on 2/10/10 ... Released by Seattle prior to the start of the 2010 regular season ... Signed by the Omaha Nighthawks of the United Football League in 2010 ... Signed as a free agent by Indianapolis on 4/2/12 ... Released on 5/1/17 ... Signed by Jacksonville on 8/3/17

### PRO (Games played/started - 86/0)

Was selected to the Pro Bowl at the conclusion of the 2013 season ... Has not missed a game in five seasons

### 2017 (w/ JAX - 6/0)

- **9/10 at HOU:** Served as the team's long snapper
- **9/17 vs. TEN:** Served as the team's long snapper
- **9/24 vs. BAL:** Served as the team's long snapper
- **10/1 at NYJ:** Served as the team's long snapper
- **10/8 at PIT:** Served as the team's long snapper
- **10/15 vs LAR:** Served as the team's long snapper

### 2016 (w/ IND - 16/0)

Participated in all 16 games and snapped of K **Adam Vinatieri**, who tied for sixth in the NFL in FG percentage (87.1) while totaling 125 points ... Also snapped for P **Pat McAfee** who registered a 49.3 punting avg., which set a career-high and led the NFL

### 2015 (w/ IND - 16/0)

Played in all 16 games, assisting Vinatieri record his 18th career 100-point season while becoming the third player in NFL history to convert 500 field goals ... Snapped for McAfee who ranked second in the NFL with a 47.7 avg. and fifth in the league with a 41.7 net avg.

### 2014 (w/ IND - 16/0, 3/0)

Played in all 16 games and all three postseason contests ... Snapped for McAfee who set franchise single-season records with a 42.8 net punting avg. and 30 punts pinned inside the 20-yard line ... Also snapped for Vinatieri who converted 30-of-31 field goals and all 50 extra points for 140 points on the season ... Both McAfee and Vinatieri were named to the Associated Press NFL All-Pro team as well as being voted to the Pro Bowl

### 2013 (w/ IND - 16/0)

Competed in all 16 games and served as the long snapper for McAfee, who averaged 46.0 yards per punt and Vinatieri who converted 35-of-40 FGs and all 34 extra point attempts ... Also added five special teams tackles ... Named to the Pro Bowl for the first time in his career

### 2012 (w/ IND - 16/0)

Appeared in all 16 games and finished third on the team with nine special teams tackles ... Snapped for McAfee, who set then-franchise records in gross punting average (48.2), net punting average (40.3), punts inside the 20 (26) and 50.0-yard gross average games (five)

### 2010 (w/ Omaha Nighthawks, UFL)

Was named the United Football League's top 10 players list in 2010, earning the recognition as the league's best long snapper

### 2009 (w/ Florida Tuskers, UFL)

Was part of a team that recorded a perfect 6-0 records while reaching the UFL Championship Game

### 2008 (w/ Tri-Cities Fever, IFL)

Was part of a team that won four games and finished fifth in the NC West

### 2007 (w/ SEA)

Signed as an undrafted free agent, but was released prior to the start of the regular season

### COLLEGE (at Western Washington, 2005-06; Diablo Valley College, 2003-04)

- Was a team captain and two-year starter at DE and LS for Western Washington
- Finished his collegiate career with 5.0 sacks, 7.5 tackles for loss, one INT, one forced fumble and seven passes defended
- Attended Diablo Valley College from 2003-04 before transferring to Western Washington

### PERSONAL


- Attended Tracy (Calif.) High School
- Was an Honorable Mention San Joaquin Athletic Association All-Star as a senior
- Started and lettered two years as an offensive guard while serving as a co-captain as a senior
- Also lettered one year in golf and baseball
- Founder/President of Pros 2 Youth, a non-profit organization based in his hometown of Tracy, Calif.
- Co-owner of Led By Pros Youth Football Academy in Omaha, Neb. with **Maurice Clarett**
- Grandson of Washington State Hall of Fame Football coach **Paul Wallroff**
- Father, Tom Overton, played college football at Cal-State Hayward. Son of Lisa Blair and has two siblings, Stefan and Nicole Overton

# JERMEY PARNELL

78

## JERMEY PARNELL

OFFENSIVE LINEMAN  
6-6 326 LBS.  
MISSISSIPPI  
BORN JULY 20, 1986  
BLYTHEVILLE, ARKANSAS  
ACQ: UFA (DALLAS) 2015  
EXP: 7TH YEAR



### TRANSACTIONS

Originally signed by New Orleans as an undrafted rookie on 5/4/09 ... Waived on 9/4/09 ... Signed by New Orleans to the practice squad on 9/6/09 ... Waived on 9/4/10 ... Claimed off waivers by Miami on 9/5/10 ... Waived on 9/25/10 ... Signed by New Orleans to the practice squad on 9/28/10 ... Signed by Dallas to the 53-man roster on 10/24/10 ... Signed by Jacksonville as an unrestricted free agent on 3/11/15

### PRO (Games played/started - 91/44)

- Seventh-year OT spent time with New Orleans, Miami and Dallas before signing with Jacksonville on 3/11/15
- Blocked for NFL's leading rusher RB **DeMarco Murray** in 2014 and did not allow a sack at RT
- Began career as an undrafted free agent with New Orleans in 2009

### 2017 (w/ JAX - 6/6)

- **9/10 at HOU:** Started at RT and helped pave the way for the team to rush for 155 yards ... Did not allow a sack
- **9/17 vs. TEN:** Started at RT
- **9/24 vs. BAL:** Started at RT and helped the team rush for 166 yards and did not allow a sack
- **10/1 at NYJ:** Started at RT and helped the team rush for 175 yards
- **10/8 at PIT:** Started at RT and helped the team rush for 231 yards
- **10/15 vs LAR:** Started at RT and helped the team rush for 169 yards

### 2016 (w/ JAX - 16/16)

Part of a unit that allowed the team's fewest sacks since 2007 (34)

- **9/11 vs. G.B.:** Started at RT in his 70th career game
- **9/18 at S.D.:** Started at RT
- **9/25 vs. BAL:** Started at RT
- **10/2 vs. IND:** Started at RT and played in all 72 offensive snaps, helping the team rush for 136 yards
- **10/16 at CHI:** Started at RT
- **10/23 vs. OAK:** Started at RT
- **10/27 at TEN:** Started at RT
- **11/6 at K.C.:** Started at RT, helping the team rush for a season-high 205 yards
- **11/13 vs. HOU:** Started at RT
- **11/20 at DET:** Started at RT and was part of an offensive line that did not allow a sack
- **11/27 at BUF:** Started at RT and helped the team rush for 183 yards
- **12/4 vs. DEN:** Started at RT and helped the team rush for 154 yards
- **12/11 vs. MIN:** Started at RT
- **12/18 at HOU:** Started at RT
- **12/24 vs. TEN:** Started at RT
- **1/1 at IND:** Started at RT, helping the team rush for 182 yards

### 2015 (w/ JAX - 15/15)

Played in 15 games with a career-high 15 starts at RT

- **9/13 vs. CAR:** Made his Jaguars debut at RT in team's season opener
- **9/20 vs. MIA:** Started at RT, helped the Jaguars rush for 123 yards and did not allow a sack
- **10/4 at IND:** Started at RT, helping RB **T.J. Yeldon** rush for 100+ yards
- **10/25 vs. BUF:** Started at RT, helping RB T.J. Yeldon rush for a season-high 115 yards
- **12/13 vs. IND:** Started at RT, helping the Jaguars rush for a season-high 154 yards

### 2014 (w/ DAL - 16/5)

Appeared in all 16 games with a career-high five starts at RT ... Also saw time on special teams and as extra OL in jumbo packages ... Had only one penalty for five yards ... Did not allow a sack ... Part of OL that ranked ninth in the NFL with 30 sacks allowed ... Blocked for Pro Bowl QB **Tony Romo** who led NFL in passer rating (113.2), completion percentage (69.9) and yards-per-attempt (8.52) ... Part of OL that blocked for NFL rushing leader RB **DeMarco Murray** who set franchise record with 1,845 rushing yards and NFL-high 2,261 yard from scrimmage ... Cowboys finished season ranked second in rushing yards per game (147.1)

- **10/19 vs. NYG:** Made first start of the season in place of OL **Doug Free** and blocked for DeMarco Murray's seventh consecutive 100-yard game, the first player in NFL history with seven straight 100-yard games to open a season
- **1/4 vs. DET:** Made postseason debut with a start at RT

### 2013 (w/ DAL - 16/1)

Played in all 16 games for the second consecutive season and made one start ... Saw most of his action in jumbo packages and on special teams

### 2012 (w/ DAL - 16/1)

Saw action in all 16 games for the first time in his career ... Rotated series at RT with Doug Free for the last two months of the season

- **11/22 vs. WAS:** Made first career start

### 2011 (w/ DAL - 6/0)

Saw action in six games, mainly on special teams

### 2010 (w/ MIA - 0/0; w/ DAL - 0/0)

Spent the preseason with New Orleans before he was waived on final cuts ... Was claimed off waivers by Miami on Sept. 5 and waived on Sept. 25 ... Signed by New Orleans to practice squad on Sept. 28 before he was signed to Dallas' 53-man roster on Oct. 14 ... Was inactive for all 12 games with the Cowboys

### 2009 (w/ NO - ps)

Spent the entire regular season on New Orleans' practice squad after signing as a rookie free agent

### COLLEGE (at Mississippi, 2006-09)

- Played only one season of collegiate football
- Saw action as a senior for the first time since eighth grade and played in five games as a defensive lineman
- Was a four-year letterman for the Rebels basketball team
- Played in 30 games with seven starts as a senior, averaging 3.7 points and 3.3 rebounds while ranking second on the team with 22 blocked shots
- Majored in art

### PERSONAL

- Attended Gosnell High School in Arkansas
- Two-time first-team all-state selection in basketball
- Averaged 21 points, 13 rebounds, five assists and four blocks a game as a senior
- Played summer basketball in China in 2005 and 2006, and also played AAU for the Arkansas Wings

# TYLER PATMON

23

## TYLER PATMON



CORNERBACK

5-10 188 LBS

OKLAHOMA STATE

BORN JANUARY 26, 1991

ROUND ROCK, TEXAS

ACQ: FREE AGENT 2017

EXP: 3RD YEAR

### TRANSACTIONS

Signed as an undrafted rookie by Dallas on 5/21/14 ... Waived on 12/15/15 ... Signed by Miami to the practice squad on 12/17/15 ... Promoted to the active roster on 12/26/15 ... Waived on 7/31/16 ... Claimed off waivers by Tennessee on 8/1/16 ... Waived on 8/30/16 ... Signed by Kansas City to the practice squad on 10/20/16 ... Waived on 11/2/16 ... Signed by Kansas City to the practice squad on 11/8/16 ... Waived on 11/9/16 ... Signed by Carolina to the practice squad on 11/22/16 ... Promoted to the active roster on 1/2/17 ... Waived by Carolina 5/1/17 ... Signed by Jacksonville as a free agent on 5/22/17

### PRO (Games played/started - 28/2)

Third-year CB has played in 28 games with two starts with Dallas and Miami

### 2017 (w/ JAX - 4/0)

- **9/10 at HOU:** Did not play
- **9/17 vs. TEN:** Did not play
- **9/24 vs. BAL:** Recorded two solo tackles
- **10/1 at NYJ:** Saw action on special teams
- **10/8 at PIT:** Saw action at CB and on special teams
- **10/15 vs LAR:** Saw action on special teams

### 2016 (w/ K.C. & CAR - ps)

Attended training camp with Tennessee and was waived during the preseason ... Had stints on the practice squads in Kansas City and Carolina ... Spent Weeks 7-8 and part of Week 10 on the Chiefs' practice squad and Weeks 12-17 on the Panthers' practice squad

### 2015 (w/ DAL - 11/2; w/ MIA - 2/0)

Played in 13 games with two starts with Dallas and Miami in addition to spending one game on the Dolphins' practice squad ... Totaled 15 tackles and six passes defended, all with the Cowboys

- **9/20 at PHI:** Made his first NFL start

### 2014 (w/ DAL - 11/0, 2/0)

Played in 11 regular-season contests and was inactive for five games ... Posted six tackles, one INT (returned for TD), one pass defended and contributed five special teams tackles ... Played in the NFC wild-card game versus Detroit and NFC divisional playoff at Green Bay

### COLLEGE (at Oklahoma State, 2013; Kansas, 2010-12)

- Finished career at Oklahoma State after transferring from Kansas following graduation with one season of eligibility remaining
- Totaled 176 tackles, 15.5 tackles for loss, seven INTs, 2.0 sacks, 31 passes defended, one forced fumble and two fumble recoveries in 48 games with 33 starts for the Cowboys and Jayhawks
- As a senior at OSU, played in 13 games and produced 30 tackles, four tackles for loss, one INT and tied for the team lead with nine passes defended along with one forced fumble and one fumble recovery (returned 78 yards for a TD)

### PERSONAL

- Attended Vista Ridge High School in Cedar Park, Texas

### REGULAR SEASON CAREER STATISTICS

DATE	TEAM	GP/GS	TKL	SOLO	ASST	TFL	SACKS	ST	FF	FR	INT	PD
2014	DAL	11/0	8	7	1	0	0.0	0	0	0	1	1
2015	DAL	11/2	13	11	2	0	0.0	0	0	0	0	6
2015	DET	2/0	0	0	0	0	0.0	0	0	0	0	0
2016	K.C./CAR						ps					
2017	JAX	4/0	2	2	0	0	0.0	0	0	0	0	0
<b>NFL totals:</b>		<b>3 yrs. 28/2</b>	<b>23</b>	<b>20</b>	<b>3</b>	<b>0</b>	<b>0.0</b>	<b>0</b>	<b>0</b>	<b>0</b>	<b>1</b>	<b>7</b>

**Additional statistics:** two kick returns for 26 yards in 2015 with Dallas

### CAREER HIGHS

	GAME	SEASON
<b>Tackles:</b>	6 (12/29/13 at N.E.)	23 (2014)
<b>Sacks:</b>	1.0 (fives times; last: 9/27/15 at MIA)	3.0 (2014)
<b>Forced fumbles:</b>	1 (two times, last: 9/27/15 at MIA)	1 (2013, '14)
<b>Fumble recoveries:</b>	1 (10/26/14 at NYJ)	1 (2014)

### 2017 GAME-BY-GAME STATISTICS

DATE	OPP	TKL	SOLO	ASST	ST	SACKS	FF	FR	PD	INT
09/10	at Houston				DNP					
09/17	vs. Tennessee				DNP					
09/24	vs. Baltimore	2	2	0	0	0.0	0	0	0	0
10/01	at New York Jets	0	0	0	0	0.0	0	0	0	0
10/08	at Pittsburgh	0	0	0	0	0.0	0	0	0	0
10/15	vs. LA Rams	0	0	0	0	0.0	0	0	0	0
10/22	at Indianapolis									
	BYE WEEK									
11/05	vs. Cincinnati									
11/12	vs. LA Chargers									
11/19	at Cleveland									
11/26	at Arizona									
12/03	vs. Indianapolis									
12/10	vs. Seattle									
12/17	vs. Houston									
12/24	at San Francisco									
12/31	at Tennessee									
<b>2017 totals:</b>		<b>2</b>	<b>2</b>	<b>0</b>	<b>0</b>	<b>0.0</b>	<b>0</b>	<b>0</b>	<b>0</b>	<b>0</b>

# DONALD PAYNE

52

## DONALD PAYNE

LINEBACKER  
5-11 217 LBS  
STETSON UNIVERSITY  
BORN JULY 12, 1994  
FAYETTEVILLE, GEORGIA  
ACQ: WAIVERS (BALTIMORE) 2017  
EXP: ROOKIE



### TRANSACTIONS

Originally signed by Baltimore as an undrafted free agent on 4/29/17 ... Waived by Baltimore on 9/2/17 ... Signed by Jacksonville on 9/3/17

### PRO (Games played/started - 4/0)

Spent offseason program and training camp with the Baltimore Ravens before being claimed off waivers by Jacksonville

### 2017 (w/ JAX - 4/0)

- **9/10 at HOU:** Saw action on special teams and recorded one solo special teams tackle
- **9/17 vs. TEN:** Saw action on special teams
- **9/24 vs. BAL:** Saw action on special teams
- **10/1 at NYJ:** Did not play
- **10/8 at PIT:** Saw action on special teams
- **10/15 vs LAR:** Inactive

### COLLEGE (at Stetson University, 2013-16)

- Three-time Defensive Player of the Year in the Pioneer Football League
- Played in 44 career games and totaled 538 tackles (344 solo), nine INTs, 14.0 sacks, 65.5 tackles for a loss, 42 passes defended, seven forced fumbles, eight fumble recoveries and three blocked kicks
- 2013 Pioneer Football League Defensive Rookie of the Year

### PERSONAL

- Attended Landmark Christian (Fayetteville, Ga.) where he was first team All-State as a senior and was also named first team All-Region his final three years

### REGULAR SEASON CAREER STATISTICS

YEAR	TEAM	GP/GS	TKL	SOLO	ASST	ST	SACKS	FF	FR	PD
2017	JAX	4/0	0	0	0	1	0.0	0	0	0
<b>NFL totals: 1 yr.</b>		<b>4/0</b>	<b>0</b>	<b>0</b>	<b>0</b>	<b>1</b>	<b>0.0</b>	<b>0</b>	<b>0</b>	<b>0</b>


### 2017 GAME-BY-GAME STATISTICS

DATE	OPP	TKL	SOLO	ASST	TFL	SACKS	ST	FF	FR	INT	PD
09/10	at Houston	0	0	0	0	0.0	1	0	0	0	0
09/17	vs. Tennessee	0	0	0	0	0.0	0	0	0	0	0
09/24	vs. Baltimore	0	0	0	0	0.0	0	0	0	0	0
10/01	at New York Jets				DNP						
10/08	at Pittsburgh	0	0	0	0	0.0	0	0	0	0	0
10/15	vs. LA Rams				Inactive						
10/22	at Indianapolis				BYE WEEK						
11/05	vs. Cincinnati										
11/12	vs. LA Chargers										
11/19	at Cleveland										
11/26	at Arizona										
12/03	vs. Indianapolis										
12/10	vs. Seattle										
12/17	vs. Houston										
12/24	at San Francisco										
12/31	at Tennessee										
<b>2017 totals:</b>		<b>0</b>	<b>0</b>	<b>0</b>	<b>0</b>	<b>0.0</b>	<b>1</b>	<b>0</b>	<b>0</b>	<b>0</b>	<b>0</b>

# LAFAYETTE PITTS

## 29 LAFAYETTE PITTS

CORNERBACK  
5-11 195 LBS  
PITTSBURGH  
BORN SEPTEMBER 24, 1992  
DUQUESNE, PENNSYLVANIA  
ACQ: WAIVERS (MIAMI) 2017  
EXP: 2ND YEAR



### TRANSACTIONS

Originally signed with Miami as an undrafted free agent on 5/6/16 ... Waived on 9/3/16 ... Signed to the practice squad by Miami on 9/4/16 ... Signed to the active roster on 11/7/16 ... Waived by Miami on 9/2/17 ... Signed by Jacksonville on 9/3/17

### PRO (Games played/started - 14/0)

Appeared in eight games with Miami after spending the previous eight weeks on the team's practice squad

### 2017 (w/ JAX - 6/0)

- **9/10 at HOU:** Saw action on special teams
- **9/17 vs. TEN:** Saw action on special teams
- **9/24 vs. BAL:** Saw action at CB and on special teams
- **10/1 at NYJ:** Saw action on special teams
- **10/8 at PIT:** Saw action on special teams
- **10/15 vs LAR:** Recorded one solo special teams tackle

### 2016 (w/ K.C. - 8/0)

Appeared in eight games and totaled three tackles (one solo) and one special teams tackle

### COLLEGE (at Pittsburgh, 2012-15)

- Appeared in all 52 games (51 starts)
- Totaled 152 tackles (118 solo), four INTs and also returned 52 kickoffs for 1,196 yards (23.0 avg.) and was named a team captain as a senior in 2015.

### PERSONAL

- Attended Woodland Hills High School
- Selected first team All-State Class AAAA by the Pennsylvania Sports Writers, Pittsburgh Post-Gazette "Fabulous 22", Pittsburgh Tribune-Review "Terrific 25" and was selected to play in the Big 33 Football Classic (Pennsylvania vs. Ohio)
- Led team to a combined 21-6 mark (.778) his final two years, including back-to-back appearances in the WPIAL Class AAAA championship game

### REGULAR SEASON CAREER STATISTICS

DATE	TEAM	GP/GS	TKL	SOLO	ASST	TFL	SACKS	ST	FF	FR	INT	PD
2016	MIA	8/0	3	1	2	0	0.0	1	0	0	0	0
2017	JAX	6/0	0	0	0	0	0.0	1	0	0	0	0
<b>NFL totals:</b>		<b>2 yrs. 14/0</b>	<b>3</b>	<b>1</b>	<b>2</b>	<b>0</b>	<b>0.0</b>	<b>2</b>	<b>0</b>	<b>0</b>	<b>0</b>	<b>0</b>

### 2017 GAME-BY-GAME STATISTICS

DATE	OPP	TKL	SOLO	ASST	ST	SACKS	FF	FR	PD	INT
09/10	at Houston	0	0	0	0	0.0	0	0	0	0
09/17	vs. Tennessee	0	0	0	0	0.0	0	0	0	0
09/24	vs. Baltimore	0	0	0	0	0.0	0	0	0	0
10/01	at New York Jets	0	0	0	0	0.0	0	0	0	0
10/08	at Pittsburgh	0	0	0	1	0.0	0	0	0	0
10/15	vs. LA Rams									
10/22	at Indianapolis									
	BYE WEEK									
11/05	vs. Cincinnati									
11/12	vs. LA Chargers									
11/19	at Cleveland									
11/26	at Arizona									
12/03	vs. Indianapolis									
12/10	vs. Seattle									
12/17	vs. Houston									
12/24	at San Francisco									
12/31	at Tennessee									
<b>2017 totals:</b>		<b>0</b>	<b>0</b>	<b>0</b>	<b>1</b>	<b>0.0</b>	<b>0</b>	<b>0</b>	<b>0</b>	<b>0</b>



# WILLIAM POEHLS

[75]

## WILLIAM POEHLS

OFFENSIVE LINEMAN

6-8 344 LBS

MONTANA

BORN NOVEMBER 27, 1991

CHANDLER, ARIZONA

ACQ: WAIVERS (CHICAGO) 2017

EXP: 1ST YEAR



### TRANSACTIONS

Originally signed with Tennessee as an undrafted free agent on 5/16/14 ... Waived on 8/30/14 ... Signed to the practice squad by Tennessee on 9/1/14 ... Waived on 9/5/15 ... Signed to the practice squad by Tennessee on 9/7/15 ... Waived by Tennessee on 9/3/16 ... Signed to the practice squad by Buffalo on 9/19/16 ... Released from practice squad by Buffalo on 10/27/16 ... Signed to the practice by Chicago on 11/2/16 ... Waived by Chicago on 9/2/17 ... Signed by Jacksonville on 9/3/17

### PRO (Games played/started - 0/0)

Has spent time on Tennessee's, Buffalo's and Chicago's practice squad

### 2017 (w/ JAX - 0/0)

- 9/10 at HOU: Inactive
- 9/17 vs. TEN: Inactive
- 9/24 vs. BAL: Inactive
- 10/1 at NYJ: Inactive
- 10/8 at PIT: Inactive
- 10/15 vs LAR: Inactive

### COLLEGE (at Montana, 2010-13)

- Appeared in 45 career games with 27 starts
- Named a second-team All-Big Sky Conference selection his senior year

### PERSONAL

- Earned three letters in both football and wrestling and was a team captain in both sports at Chandler High School
- Named a 5A first-team all-state and all-region selection as a senior and all-region as a junior

# PAUL POSLUSZNY

51

## PAUL POSLUSZNY



LINEBACKER

6-2 232 LBS.


PENN STATE

BORN OCTOBER 10, 1984

ALTIQUIPPA, PENNSYLVANIA

ACQ: UFA (BUFFALO) 2011

EXP: 11TH YEAR



### TRANSACTIONS

Originally drafted by Buffalo in the second round (34th overall) of the 2007 draft ... Signed by Jacksonville as an unrestricted free agent on 7/29/11

### PRO (Games played/started - 135/135)

- 11th-year LB is in his sixth season with the Jaguars
- Has registered 931 tackles as a Jaguar, the second-most in franchise history
- Voted to Pro Bowl in 2013
- Owns two of the four highest tackle totals in Jaguars history as he compiled 192 tackles in 2011, the fourth-most for a season
- Selected as a defensive captain by his teammates for the 2017 season

### 2017 (w/ JAX - 5/5)

- **9/10 at HOU:** Started at MLB and recorded two tackles (one solo)
- **9/17 vs. TEN:** Recorded five tackles (four solo) and one tackle for a loss
- **9/24 vs. BAL:** Started at MLB and recorded three solo tackles, a tackle for a loss and a pass defended
- **10/1 at NYJ:** Started at MLB and recorded two tackles (one solo)
- **10/8 at PIT:** Started at MLB and recorded one solo tackle
- **10/15 vs. LAR:** Started at MLB

### 2016 (w/ JAX - 16/16)

- Started and played all 16 games at MLB ... Led the team with 133 tackles (97 solo), the eighth time in the last nine seasons that he's tallied 100-plus tackles
- **9/11 vs. G.B.:** Made five tackles (four solo) at MLB in the team's season opener
  - **9/18 at S.D.:** Started at MLB and tallied a team-high 11 tackles (six solo)
  - **9/25 vs. BAL:** Posted a team-high 12 tackles (10 solo) and his 15th career INT
  - **10/2 vs. IND:** Started at MLB and recorded seven tackles (five solo) and a tackle for a loss ... Posted his second career multi-sack game (1.5 sacks)
  - **10/16 at CHI:** Led the team with 11 tackles (10 solo), including one tackle for loss
  - **10/23 vs. OAK:** Finished second on the team with eight tackles (seven solo), including one tackle for loss
  - **10/27 at TEN:** Finished third on the team with 10 tackles (six solo)
  - **11/6 at K.C.:** Led the team with 10 tackles (six solo) and registered one QB hit
  - **11/13 vs. HOU:** Started at MLB and tallied five tackles (four solo)
  - **11/20 at DET:** Started at MLB and made six tackles (five solo), including one tackle for loss
  - **11/27 at BUF:** Started at MLB and tallied six tackles (five solo), including two tackles for loss
  - **12/4 vs. DEN:** Started at MLB and made six solo tackles
  - **12/11 vs. MIN:** Started at MLB and made 10 tackles (eight solo), including one tackle for loss
  - **12/18 at HOU:** Started at MLB and recorded 11 tackles (five solo) ... With his seventh tackle of the game, Posluszny became the second Jaguar in team history to record 900 tackles, joining Daryl Smith (1,089) as the only two players to record at least 900 tackles in a Jaguars uniform
  - **12/24 vs. TEN:** Started at MLB and recorded a team-high nine tackles (seven solo) and one pass defended
  - **1/1 at IND:** Started at MLB and recorded five tackles (two solo), a tackle for a loss and one pass defended

### 2015 (w/ JAX - 14/14)

- Started and played in 14 games, missing two games because of ankle and hand injuries ... Led the team with 133 tackles (103 solo), the seventh time in the last eight seasons that he's tallied 100+ tackles ... Tied for the team lead (LB **Telvin Smith**) with 13 tackles for loss, the most by a Jaguars LB since LB **Kevin Hardy's** 13 tackles for loss in 1999 ... Tied a career-high with three INTs
- **9/13 vs. CAR:** In his 100th game and start, made nine tackles (eight solo) and recorded a 19-yard interception return in the second quarter
  - **9/20 vs. MIA:** Made seven solo tackles and registered one QB hurry
  - **9/27 at N.E.:** Made a game-high 18 tackles (14 solo)
  - **10/18 vs. HOU:** Made 10 tackles (nine solo), including two tackles for loss
  - **10/25 vs. BUF:** Made seven tackles (six solo), including one tackle for loss ... Added his 13th career interception
  - **11/8 at NYJ:** Made seven tackles (three solo), including one tackle for loss
  - **11/15 at BAL:** Was second on the team with 10 tackles (six solo) and recorded one pass defended
  - **11/29 vs. S.D.:** Led the team with 11 tackles (11 solo), including a season-high three tackles for loss

- **12/6 at TEN:** Led the team with 13 tackles (10 solo), including two tackles for loss ... Exited the game in the fourth quarter with a hand injury
- **12/20 vs. ATL:** Tallied a team-high 10 tackles (nine solo), including two tackles for loss, one interception and one pass defended
- **12/27 at N.O.:** Posted nine tackles (seven solo), and 1.0 sack and one pass defended
- **1/3 at HOU:** Started at MLB and made 10 tackles (four solo)

### 2014 (w/ JAX - 7/7)

Started the first seven games at MLB before suffering a season-ending torn pectoral muscle on Oct. 19 vs. Cleveland ... Ranked fifth on the club with 69 tackles (47 solo), two sacks, one pass defended, two tackles for loss, three QB hits and one fumble recovery

- **9/7 at PHI:** Started at MLB in season-opener and paced team with 12 tackles (11 solo) ... Left the game in the third quarter with a knee injury but returned to the game
- **9/14 at WAS:** Ranked second on the team with seven tackles (four solo)
- **9/21 at IND:** Led team with 11 tackles (seven solo)
- **9/28 at S.D.:** Registered a game-high 11 tackles (9 solo)
- **10/5 vs. PIT:** Totaled a team-high 12 tackles (nine solo) along with one sack, one tackle for loss, one QB hit and a pass defended
- **10/19 vs. CLE:** Registered a game-high 12 tackles (five solo) along with one sack, one tackle for loss, one QB hit and one fumble recovery ... Suffered a torn pectoral muscle in the second half
- **10/21:** Placed on injured reserve

### 2013 (w/ JAX - 15/15)

Replaced injured LB **NaVarro Bowman** on the Pro Bowl roster ... Started 15 games at LB and led the Jaguars for the third consecutive season with 161 tackles (121 solo) and tied for team lead with two INTs ... The 161 tackles ranked second in the NFL ... Added a career-high 3.0 sacks and 10 passes defended along with six tackles for loss, two forced fumbles, one fumble recovery and seven QB pressures ... Played 1,038 snaps, the second-most on the team

- **9/15 at OAK:** Posted nine tackles, one sack, one QB hit and one pass defended ... Sacked QB **Terrelle Pryor** in the fourth quarter
- **9/22 at SEA:** Registered a game-high 12 tackles (five solo) along with an INT, one tackle for loss and one pass defended ... Intercepted QB **Russell Wilson** in the third quarter to set up a Jaguars TD
- **10/13 at DEN:** Intercepted QB **Peyton Manning** with 36 seconds remaining in the first half and returned it 59 yards for his first career TD ... Marked the fourth-longest return in team history and longest by a LB
- **10/20 vs. S.D.:** Totaled a season-high 14 tackles (13 solo)
- **10/27 vs. S.F.:** Made a team-high 12 tackles (10 solo)
- **11/10 at TEN:** Forced a fumble of RB **Chris Johnson** on the first play from scrimmage and recovered it to set up a Jaguars TD
- **11/17 vs. ARI:** Inactive (concussion), marking first missed game as a Jaguar
- **11/24 at HOU:** Returned to the lineup and posted a game-high 14 tackles (11 solo) along with two tackles for loss, one QB hit and one pass defended
- **12/1 at CLE:** Paced team with 11 tackles (seven solo), two tackles for loss, a half sack, one QB hit and one pass defended. Split a sack with DE **Jason Babine** in the third quarter
- **12/5 vs. HOU:** Posted double-digit tackles for the third straight game, finishing with a team-high 13 stops (10 solo) along with one tackle for loss and one QB hit
- **12/15 vs. BUF:** Led team with 13 tackles (nine solo) including a sack of QB **E.J. Manuel** in the first quarter ... Set single-season career-high for sacks (2.5)
- **12/22 vs. TEN:** Tallied a game-high 13 tackles (10 solo), his fifth straight game with double-digit tackles ... Split a sack of QB **Ryan Fitzpatrick** with DT **Abry Jones** in the first quarter

### 2012 (w/ JAX - 16/16)

Started all 16 games for the second consecutive season and third time overall ... Led team with a single-season franchise record 231 tackles, surpassing the previous mark of 230 set by LB **Hardy Nickerson** in 2001 ... Matched his career-high two sacks and three INTs ... Added two forced fumbles and four passes defended ... Had double-digit tackles in 15 of 16 games

- **9/9 at MIN:** Registered 16 tackles (10 solo) with one tackle for loss
- **9/16 vs. HOU:** Logged 17 tackles (10 solo) with one tackle for loss
- **9/23 at IND:** Intercepted a QB **Andrew Luck** pass in the third quarter and returned it 13 yards before a lateral to S **Dawan Landry** added nine yards
- **11/4 vs. DET:** Led team with 17 tackles (12 solo)
- **11/18 at HOU:** Forced an RB **Arian Foster** fumble in the third quarter, intercepted QB **Matt Schaub** in the fourth quarter and finished with a team-high 18 tackles
- **11/25 vs. TEN:** Caused a RB **Chris Johnson** fumble in the fourth quarter
- **12/2 at BUF:** Intercepted QB **Ryan Fitzpatrick** in the second quarter and made a team-high 13 tackles (five solo) with two QB pressures
- **12/9 vs. NYJ:** Totaled a team-high 17 tackles (10 solo)
- **12/16 at MIA:** Registered a career-high 21 tackles (15 solo), tied for the fifth-most in franchise history
- **12/23 vs. N.E.:** Had 11 tackles (eight solo) with two QB pressures
- **12/30 at TEN:** Totaled 13 tackles (nine solo) with a career-high two sacks, two tackles for loss and one pass defended

# PAUL POSLUSZNY

## 2011 (w/ JAX - 16/16)

Started all 16 games at MLB in his first season with the Jaguars ... Led club with 192 tackles (132 solo) and ranked second with nine tackles for loss ... The 192 tackles ranked as second-most in franchise history and marked his fourth straight season with 100-plus tackles ... Tied for the team-lead with two INTs ... Added seven QB pressures, one forced fumble, two passes defended and two sacks ... Played major role on defense that ranked sixth in the NFL (313.0-yard average), the highest ranking for the club since 2006 (2nd) ... Recorded double-digit tackles in 11 of 16 games

- **9/11 vs. TEN:** Did not miss a snap and had four tackles and one pass defended in his Jaguars debut
- **9/18 at NYJ:** Led team with 14 tackles
- **10/2 vs. N.O.:** Posted a team-high 16 tackles (13 solo) along with one sack, one tackle for loss and one pass defended
- **10/9 vs. CIN:** Tallied a team-high 15 tackles while not missing a snap
- **10/16 at PIT:** Returned to home state and registered a career-high 19 tackles and one tackle for loss
- **10/30 at HOU:** Paced team with 15 tackles (eight solo), one tackle for loss and one QB pressure
- **11/13 at IND:** Intercepted QB **Curtis Painter** in the fourth quarter and split a sack with DL **John Chick** of Painter in the second quarter ... Totaled 11 tackles (eight solo) and one tackle for loss
- **11/20 at CLE:** Split a sack with DL **Matt Roth** in the third quarter and led team with 13 tackles (six solo)
- **11/27 vs. HOU:** Forced a fumble by RB **Arian Foster** in the first quarter that was scooped up by CB **Ashton Youtboty** and returned 38 yards for a TD
- **12/11 vs. T.B.:** Intercepted QB **Josh Freeman** in the third quarter and paced team with 12 tackles
- **1/1 vs. IND:** Compiled six tackles before leaving game with a shoulder injury

## 2010 (w/ BUF - 14/14)

Started 13 games at MLB ... Led team with career-high 140 tackles (95 solo) along with a career-high two sacks, five QB pressures and three passes defended ... Had eight double-digit tackle games

- **9/12 vs. MIA:** Opened season with eight tackles, one tackle for loss and second career sack
- **10/10 vs. JAX:** Led team with 13 tackles
- **10/31 at K.C.:** Registered a career-high 18 tackles along with one QB hit and one pass defended
- **12/5 at MIN:** Paced team with 15 tackles including two tackles for loss and a sack

## 2009 (w/ BUF - 12/12)

Started 12 games at MLB ... Voted team captain ... Totaled 115 tackles (92 solo), one sack, three INTs, four passes defended and three forced fumbles ... Tied for second among NFL LBs with three INTs and was first Bills LB with three INTs in a season since 2006

- **10/18 at NYJ:** Returned from injury and recorded nine tackles, one tackle for loss, one QB hit and an INT ... Intercepted QB **Mark Sanchez** in overtime which led to the game-winning FG
- **11/1 vs. HOU:** Forced a fumble and accumulated nine tackles
- **12/3 vs. NYJ:** Recorded first career sack which included a forced fumble
- **12/20 vs. N.E.:** Tied for a team-high with nine tackles on and had an INT in the first quarter ... Became first Bills LB to post INTs in consecutive games since LB **Bryce Paup** in 1995

## 2008 (w/ BUF - 16/16)

Started all 16 games ... Led team with 129 tackles (90 solo) ... Added four QB pressures, one INT, seven passes defended, one forced fumble and one fumble recovery

- **9/7 vs. SEA:** Opened season with seven tackles
- **9/14 vs. OAK:** Recovered first career fumble
- **9/28 at STL:** Led the team in tackles with 12
- **10/26 at MIA:** Recorded first career forced fumble
- **12/14 at NYJ:** Registered first career INT

## 2007 (w/ BUF - 3/3)

Started three games as a rookie before suffering a season-ending forearm injury in week three ... Became first Bills rookie MLB to start the season-opener since Shane Conlan in 1987

- **9/9 vs. DEN:** Started first career game and tied for team lead with 11 tackles
- **9/16 at PIT:** Led team in tackles with 12
- **9/23 at N.E.:** Totaled three tackles before leaving game with an arm injury

## COLLEGE (at Penn State, 2003-06)

- Finished career with a school-record 372 tackles
- Started 37 of 44 games
- First player ever to record 100-plus tackles three times in a college career
- Two-time winner of the Bednarik Award for best defensive player in the nation, joining Pat Fitzgerald of Northwestern as the only players to win the award twice
- Won Dick Butkus Award for nation's top LB as a junior
- Selected as first-team All-America by the Associated Press, Walter Camp, and the NFL Draft Report

- Graduated in three and a half years with a degree in finance

## PERSONAL

- Married (Elizabeth Johnson) with two daughters, London Noelle and Scarlett Rue
- Attended Hopewell High (Pa.) where he lettered in football, basketball and baseball
- Led team to WPIAL and Pennsylvania Class AAA championships as a senior
- Served as team captain
- Totaled 88 tackles and six sacks at LB and set school records with 1,575 rushing yards and 15 TDs as RB
- Named Pittsburgh Post-Gazette, Pittsburgh Tribune-Review and Pittsburgh Athletic Association Player of the Year as senior
- Graduated 17th in his class of 220 with a 3.8 GPA
- Went on a 10-day trip to Iraq to visit military troops in January 2008
- Brother, Stan, played baseball at West Virginia
- Younger brother, David, played football at Notre Dame
- Interned at UBS Financial Services in Pittsburgh during 2010 offseason
- Full name: Paul Michael Posluszny, pronounced puz-LUZ-nee.

## REGULAR SEASON CAREER STATISTICS

YEAR	TEAM	GP/GS	TKL	SOLO	ASST	ST	SACKS	FF	FR	PD
2007	BUF	3/3	26	20	6	1	0.0	0	0	0
2008	BUF	16/16	129	90	39	0	0.0	1	1	7
2009	BUF	12/12	110	87	23	0	1.0	3	0	4
2010	BUF	14/14	151	103	48	0	2.0	0	0	3
2011	JAX	16/16	192*	132*	*60	0	2.0	1	0	2
2012	JAX	16/16	231*	152*	79	0	2.0	2	0	4
2013	JAX	15/15	161*	121*	40	0	3.0	1	1	9
2014	JAX	7/7	69	47	22	0	2.0	0	1	1
2015	JAX	14/14	133*	103*	30	0	1.0	0	0	6
2016	JAX	16/16	133*	97	36	0	1.5	0	0	3
2017	JAX	6/6	13	10	3	0	0.0	0	0	1
<b>NFL totals:</b>	<b>11 yrs.</b>	<b>135/135</b>	<b>1,348</b>	<b>962</b>	<b>386</b>	<b>1</b>	<b>14.5</b>	<b>8</b>	<b>3</b>	<b>40</b>

\* team leader

## INTERCEPTIONS

YEAR	TEAM	NO	YDS	AVG	LG	TD
2007	BUF	0	0	0.0	0	0
2008	BUF	1	9	9.0	9	0
2009	BUF	3	20	6.7	17	0
2010	BUF	0	0	0.0	0	0
2011	JAX	2	2	1.0	2	0
2012	JAX	3	20	6.7	13	0
2013	JAX	2	69	34.5	59t	1
2014	JAX	0	0	0.0	0	0
2015	JAX	3	25	8.3	19	0
2016	JAX	1	0	0.0	0	0
2017	JAX	0	0	0.0	0	0
<b>NFL totals:</b>	<b>11 yrs</b>	<b>15</b>	<b>145</b>	<b>11.6</b>	<b>59t</b>	<b>1</b>

## CAREER HIGHS

	GAME	SEASON
<b>Tackles:</b>	21 (12/16/12 vs. MIA)	231 (2012)
<b>Sacks:</b>	2.0 (12/30/12 at TEN)	3.0 (2013)
<b>Forced fumbles:</b>	1 (eight times, last: 11/10/13 at TEN)	3 (2009)
<b>Fumble recoveries:</b>	1 (three times, last: 10/19/14 vs. CLE)	1 (2008, 2013-14)
<b>Passes defended:</b>	3 (10/6/13 at STL)	9 (2013)
<b>Interceptions:</b>	1 (15 times, last: 9/25/16 vs. BAL)	3 (2009, 12, 15)

## 2017 GAME-BY-GAME STATISTICS

DATE	OPP	TKL	SOLO	ASST	TFL	SACKS	ST	FF	FR	INT	PD
09/10	at Houston	2	1	1	0	0.0	0	0	0	0	0
09/17	vs. Tennessee	5	4	1	1	0.0	0	0	0	0	0
09/24	vs. Baltimore	3	3	0	1	0.0	0	0	0	0	1
10/01	at New York Jets	2	1	1	0	0.0	0	0	0	0	0
10/08	at Pittsburgh	1	1	0	0	0.0	0	0	0	0	0
10/15	vs. LA Rams	0	0	0	0	0.0	0	0	0	0	0
10/22	at Indianapolis										
	BYE WEEK										
11/05	vs. Cincinnati										
11/12	vs. LA Chargers										
11/19	at Cleveland										
11/26	at Arizona										
12/03	vs. Indianapolis										
12/10	vs. Seattle										
12/17	vs. Houston										
12/24	at San Francisco										
12/31	at Tennessee										
<b>2017 totals:</b>		<b>13</b>	<b>10</b>	<b>3</b>	<b>2</b>	<b>0.0</b>	<b>0</b>	<b>0</b>	<b>0</b>	<b>0</b>	<b>1</b>

# PAUL POSLUSZNY



## 2016 GAME-BY-GAME STATISTICS

DATE	OPP	TKL	SOLO	ASST	TFL	SACKS	ST	FF	FR	INT	PD
09/11	vs. Green Bay	5	4	1	0	0.0	0	0	0	0	0
09/18	at San Diego	11	6	5	0	0.0	0	0	0	0	0
09/25	vs. Baltimore	12	10	2	0	0.0	0	0	0	1	1
10/02	vs. Indianapolis	7	5	2	1	1.5	0	0	0	0	0
BYE WEEK											
10/16	at Chicago	11	10	1	1	0.0	0	0	0	0	0
10/23	vs. Oakland	8	7	1	1	0.0	0	0	0	0	0
10/27	at Tennessee	10	6	4	0	0.0	0	0	0	0	0
11/06	at Kansas City	10	6	4	0	0.0	0	0	0	0	0
11/13	vs. Houston	5	4	1	0	0.0	0	0	0	0	0
11/20	at Detroit	6	5	1	1	0.0	0	0	0	0	0
11/27	at Buffalo	6	5	1	2	0.0	0	0	0	0	0
12/04	vs. Denver	6	6	0	0	0.0	0	0	0	0	0
12/11	vs. Minnesota	10	8	2	1	0.0	0	0	0	0	0
12/18	at Houston	11	5	6	0	0.0	0	0	0	0	0
12/24	vs. Tennessee	9	7	2	0	0.0	0	0	0	0	1
01/01	at Indianapolis	6	3	3	1	0.0	0	0	0	0	1
<b>2016 totals:</b>		<b>133</b>	<b>97</b>	<b>36</b>	<b>8</b>	<b>1.5</b>	<b>0</b>	<b>0</b>	<b>0</b>	<b>1</b>	<b>3</b>



## 2015 GAME-BY-GAME STATISTICS

DATE	OPP	TKL	SOLO	ASST	TFL	SACKS	ST	FF	FR	INT	PD
09/13	vs. Carolina	9	8	1	0	0.0	0	0	0	1	2
09/20	vs. Miami	7	7	0	0	0.0	0	0	0	0	0
09/27	at New England	18	14	4	0	0.0	0	0	0	0	0
10/04	at Indianapolis	5	4	1	1	0.0	0	0	0	0	0
10/11	at Tampa Bay					ina					
10/18	vs. Houston	10	9	1	2	0.0	0	0	0	0	0
10/25	vs. Buffalo	7	6	1	1	0.0	0	0	0	1	1
BYE WEEK											
11/08	at N.Y. Jets	7	3	4	1	0.0	0	0	0	0	0
11/15	at Baltimore	10	6	4	0	0.0	0	0	0	0	1
11/19	vs. Tennessee	7	7	0	0	0.0	0	0	0	0	0
11/29	vs. San Diego	11	11	0	3	0.0	0	0	0	0	0
12/06	at Tennessee	13	10	3	2	0.0	0	0	0	0	0
12/13	vs. Indianapolis					ina					
12/20	vs. Atlanta	10	9	1	2	0.0	0	0	0	1	1
12/27	at New Orleans	9	5	4	1	1.0	0	0	0	0	1
01/03	at Houston	10	4	6	0	0.0	0	0	0	0	0
<b>2015 totals:</b>		<b>133</b>	<b>103</b>	<b>30</b>	<b>13</b>	<b>1.0</b>	<b>0</b>	<b>0</b>	<b>0</b>	<b>3</b>	<b>6</b>



## 2014 GAME-BY-GAME STATISTICS

DATE	OPP	TKL	SOLO	ASST	TFL	SACKS	ST	FF	FR	INT	PD
09/07	at Philadelphia	12	11	1	0	0.0	0	0	0	0	0
09/14	at Washington	7	4	3	0	0.0	0	0	0	0	0
09/21	vs. Indianapolis	11	7	4	0	0.0	0	0	0	0	0
09/28	at San Diego	11	9	2	0	0.0	0	0	0	0	0
10/05	vs. Pittsburgh	12	9	3	1	1.0	0	0	0	0	1
10/12	at Tennessee	4	2	2	0	0.0	0	0	0	0	0
10/19	vs. Cleveland	12	5	7	1	1.0	0	0	1	0	0
10/26	vs. Miami					IR					
11/02	at Cincinnati					IR					
11/09	vs. Dallas					IR					
BYE WEEK											
11/23	at Indianapolis					IR					
11/30	vs. N.Y. Giants					IR					
12/07	vs. Houston					IR					
12/14	at Baltimore					IR					
12/18	vs. Tennessee					IR					
12/28	at Houston					IR					
<b>2014 totals:</b>		<b>69</b>	<b>47</b>	<b>22</b>	<b>2</b>	<b>2.0</b>	<b>0</b>	<b>0</b>	<b>1</b>	<b>0</b>	<b>1</b>



## 2013 GAME-BY-GAME STATISTICS

DATE	OPP	TKL	SOLO	ASST	TFL	SACKS	ST	FF	FR	INT	PD
09/08	vs. Kansas City	10	10	0	0	0.0	0	0	0	0	0
09/15	at Oakland	9	4	5	0	1.0	0	0	0	0	1
09/22	at Seattle	12	5	7	1	0.0	0	0	0	1	1
09/29	vs. Indianapolis	9	8	1	0	0.0	0	0	0	0	1
10/06	at St. Louis	7	6	1	0	0.0	0	0	0	0	3
10/13	at Denver	7	7	0	0	0.0	0	0	0	1	1
10/20	vs. San Diego	14	13	1	0	0.0	0	0	0	0	0
10/27	vs. San Francisco	12	10	2	0	0.0	0	0	0	0	0
BYE WEEK											
11/10	at Tennessee	8	5	3	0	0.0	0	1	1	0	0
11/17	vs. Arizona					ina					
11/24	at Houston	14	11	3	2	0.0	0	0	0	0	1
12/01	at Cleveland	11	7	4	2	0.5	0	0	0	0	1
12/05	vs. Houston	13	10	3	1	0.0	0	0	0	0	0
12/15	vs. Buffalo	13	9	4	0	1.0	0	0	0	0	0
12/22	vs. Tennessee	13	10	3	0	0.5	0	0	0	0	0
12/29	at Indianapolis	9	6	3	0	0.0	0	0	0	0	0
<b>2013 totals:</b>		<b>161</b>	<b>121</b>	<b>40</b>	<b>6</b>	<b>3.0</b>	<b>0</b>	<b>1</b>	<b>1</b>	<b>2</b>	<b>9</b>



## 2012 GAME-BY-GAME STATISTICS

DATE	OPP	TKL	SOLO	ASST	TFL	SACKS	ST	FF	FR	INT	PD
09/09	at Minnesota	16	10	5	1	0.0	0	0	0	0	1
09/16	vs. Houston	17	10	7	1	0.0	0	0	0	0	0
09/23	at Indianapolis	11	10	1	0	0.0	0	0	0	1	1
09/30	vs. Cincinnati	15	13	2	0	0.0	0	0	0	0	0
10/07	vs. Chicago	14	8	6	0	0.0	0	0	0	0	0
BYE WEEK											
10/21	at Oakland	12	8	4	1	0.0	0	0	0	0	1
10/28	at Green Bay	8	2	6	0	0.0	0	0	0	0	0
11/04	vs. Detroit	17	12	5	0	0.0	0	0	0	0	0
11/08	vs. Indianapolis	15	8	7	0	0.0	0	0	0	0	0
11/18	at Houston	18	15	3	0	0.0	0	1	0	1	0
11/25	vs. Tennessee	13	9	4	1	0.0	0	1	0	0	0
12/02	at Buffalo	13	5	8	2	0.0	0	0	0	1	0
12/09	vs. N.Y. Jets	17	10	7	0	0.0	0	0	0	0	0
12/16	at Miami	21	15	6	0	0.0	0	0	0	0	0
12/23	vs. New England	11	8	3	0	0.0	0	0	0	0	0
12/30	at Tennessee	13	9	4	2	2.0	0	0	0	0	1
<b>2012 totals:</b>		<b>231</b>	<b>152</b>	<b>79</b>	<b>8</b>	<b>2.0</b>	<b>0</b>	<b>2</b>	<b>0</b>	<b>3</b>	<b>4</b>



## 2011 GAME-BY-GAME STATISTICS

DATE	OPP	TKL	SOLO	ASST	TFL	SACKS	ST	FF	FR	INT	PD
09/11	vs. Tennessee	4	3	1	0	0.0	0	0	0	0	1
09/18	at N.Y. Jets	14	11	3	0	0.0	0	0	0	0	0
09/25	at Carolina	12	8	4	1	0.0	0	0	0	0	0
10/02	vs. New Orleans	16	13	3	1	1.0	0	0	0	0	1
10/09	vs. Cincinnati	15	10	5	0	0.0	0	0	0	0	0
10/16	at Pittsburgh	19	16	3	1	0.0	0	0	0	0	0
10/24	vs. Baltimore	5	5	0	1	0.0	0	0	0	0	0
10/30	at Houston	15	8	7	1	0.0	0	0	0	0	0
BYE WEEK											
11/13	at Indianapolis	11	8	3	1	0.5	0	0	0	1	0
11/20	at Cleveland	13	6	7	1	0.5	0	0	0	0	0
11/27	vs. Houston	14	8	6	2	0.0	0	1	0	0	0
12/05	vs. San Diego	14	11	3	0	0.0	0	0	0	0	0
12/11	vs. Tampa Bay	12	9	3	0	0.0	0	0	0	1	0
12/15	at Atlanta	15	8	7	0	0.0	0	0	0	0	0
12/24	at Tennessee	7	5	2	0	0.0	0	0	0	0	0
01/01	vs. Indianapolis	6	3	3	0	0.0	0	0	0	0	0
<b>2011 totals:</b>		<b>192</b>	<b>132</b>	<b>60</b>	<b>9</b>	<b>2.0</b>	<b>0</b>	<b>1</b>	<b>0</b>	<b>2</b>	<b>2</b>

# PAUL POSLUSZNY



## 2010 GAME-BY-GAME STATISTICS

DATE	OPP	TKL	SOLO	ASST	TFL	SACKS	ST	FF	FR	INT	PD
09/12	vs. Miami	8	6	2	1	1.0	0	0	0	0	0
09/19	at Green Bay					ina					
09/26	at New England					ina					
10/03	vs. N.Y. Jets	12	8	4	0	0.0	0	0	0	0	0
10/10	vs. Jacksonville	13	8	5	0	0.0	0	0	0	0	0
	BYE WEEK										
10/24	at Baltimore	5	4	1	0	0.0	0	0	0	0	1
10/31	at Kansas City	17	11	6	0	0.0	0	0	0	0	1
11/07	vs. Chicago	10	6	4	0	0.0	0	0	0	0	0
11/14	vs. Detroit	13	11	2	1	0.0	0	0	0	0	0
11/21	at Cincinnati	10	6	4	1	0.0	0	0	0	0	1
11/28	vs. Pittsburgh	8	6	2	0	0.0	0	0	0	0	0
12/05	at Minnesota	15	11	4	2	1.0	0	0	0	0	0
12/12	vs. Cleveland	9	6	3	0	0.0	0	0	0	0	0
12/19	at Miami	6	5	1	0	0.0	0	0	0	0	0
12/26	vs. New England	13	7	6	0	0.0	0	0	0	0	0
01/02	at N.Y. Jets	12	8	4	1	0.0	0	0	0	0	0
<b>2010 totals:</b>		<b>151</b>	<b>103</b>	<b>48</b>	<b>6</b>	<b>2.0</b>	<b>0</b>	<b>0</b>	<b>0</b>	<b>0</b>	<b>3</b>



## 2009 GAME-BY-GAME STATISTICS

DATE	OPP	TKL	SOLO	ASST	TFL	SACKS	ST	FF	FR	INT	PD
09/14	at New England	6	6	0	0	0.0	0	0	0	0	0
09/20	vs. Tampa Bay					ina					
09/27	vs. New Orleans					ina					
10/04	at Miami					ina					
10/11	vs. Cleveland					ina					
10/18	at N.Y. Jets	9	6	3	1	0.0	0	0	0	1	1
10/25	at Carolina	11	9	2	0	0.0	0	0	0	0	0
11/01	vs. Houston	9	5	4	0	0.0	0	1	0	0	0
	BYE WEEK										
11/15	at Tennessee	12	10	2	1	0.0	0	0	0	0	0
11/22	at Jacksonville	12	11	1	0	0.0	0	1	0	0	0
11/29	vs. Miami	10	6	4	0	0.0	0	0	0	0	1
12/03	vs. N.Y. Jets	5	5	0	0	1.0	0	1	0	0	0
12/13	at Kansas City	9	8	1	1	0.0	0	0	0	1	1
12/20	vs. New England	9	7	2	1	0.0	0	0	0	1	1
12/27	at Atlanta	7	6	1	0	0.0	0	0	0	0	0
01/03	vs. Indianapolis	11	8	3	0	0.0	0	0	0	0	0
<b>2009 totals:</b>		<b>129</b>	<b>90</b>	<b>39</b>	<b>4</b>	<b>1.0</b>	<b>0</b>	<b>3</b>	<b>0</b>	<b>3</b>	<b>4</b>



## 2008 GAME-BY-GAME STATISTICS

DATE	OPP	TKL	SOLO	ASST	TFL	SACKS	ST	FF	FR	INT	PD
09/07	vs. Seattle	7	5	2	0	0.0	0	0	0	0	2
09/14	at Jacksonville	9	6	3	0	0.0	0	0	0	0	0
09/21	vs. Oakland	7	7	0	0	0.0	0	0	1	0	1
09/28	at St. Louis	12	9	3	1	0.0	0	0	0	0	1
10/05	at Arizona	11	7	4	0	0.0	0	0	0	0	0
	BYE WEEK										
10/19	vs. San Diego	7	7	0	0	0.0	0	0	0	0	0
10/26	at Miami	8	7	1	1	0.0	0	1	0	0	0
11/02	vs. N.Y. Jets	13	9	4	1	0.0	0	0	0	0	0
11/09	at New England	10	5	5	0	0.0	0	0	0	0	0
11/17	vs. Cleveland	2	1	1	0	0.0	0	0	0	0	0
11/23	at Kansas City	8	5	3	0	0.0	0	0	0	0	0
11/30	vs. San Francisco	4	3	1	0	0.0	0	0	0	0	0
12/07	vs. Miami	8	5	3	0	0.0	0	0	0	0	0
12/14	at N.Y. Jets	7	4	3	0	0.0	0	0	0	1	2
12/21	at Denver	8	4	4	0	0.0	0	0	0	0	1
12/28	vs. New England	8	6	3	0	0.0	0	0	0	0	0
<b>2008 totals:</b>		<b>129</b>	<b>90</b>	<b>39</b>	<b>3</b>	<b>0.0</b>	<b>0</b>	<b>1</b>	<b>1</b>	<b>1</b>	<b>7</b>



## 2007 GAME-BY-GAME STATISTICS

DATE	OPP	TKL	SOLO	ASST	TFL	SACKS	ST	FF	FR	INT	PD
09/09	vs. Denver	11	9	2	0	0.0	0	0	0	0	0
09/16	at Pittsburgh	12	8	4	0	0.0	0	0	0	0	0
09/23	at New England	3	3	0	0	0.0	0	0	0	0	0
09/30	vs. N.Y. Jets					IR					
10/08	vs. Dallas					IR					
	BYE WEEK										
10/21	vs. Baltimore					IR					
10/28	at N.Y. Jets					IR					
11/04	vs. Cincinnati					IR					
11/11	at Miami					IR					
11/18	vs. New England					IR					
11/25	at Jacksonville					IR					
12/02	at Washington					IR					
12/09	vs. Miami					IR					
12/16	at Cleveland					IR					
12/23	vs. N.Y. Giants					IR					
12/30	at Philadelphia					IR					
<b>2007 totals:</b>		<b>26</b>	<b>20</b>	<b>6</b>	<b>0</b>	<b>0.0</b>	<b>0</b>	<b>0</b>	<b>0</b>	<b>0</b>	<b>0</b>

# JALEN RAMSEY

20

## JALEN RAMSEY



**CORNERBACK**  
6-1 208 LBS  
FLORIDA STATE  
BORN OCTOBER 24, 1994  
SMYRNA, TENNESSEE  
ACQ: 1ST ROUND OF 2016 DRAFT (5TH)  
EXP: 2ND YEAR

### TRANSACTIONS

- Originally drafted by Jacksonville in the first round (fifth overall) of the 2016 draft

### PRO (Games played/started - 22/22)

- Made NFL and Jaguars debut in Week 1 of the 2016 season

### 2017 (w/ JAX - 6/6)

- 9/10 at HOU:** Started at LCB and recorded three tackles (two solo) and a team-high three passes defended
- 9/17 vs. TEN:** Started at LCB and recorded two solo tackles
- 9/24 vs. BAL:** Started at LCB and recorded two solo tackles and registered one INT and one pass defended
- 10/1 at NYJ:** Started at LCB and recorded four solo tackles and one pass defended
- 10/8 at PIT:** Started at LCB and recorded seven solo tackles, one INT and four passes defended
- 10/15 vs LAR:** Started at LCB and recorded three tackles (one solo)

### 2016 (w/ JAX - 16/16)

Led all NFL rookies with 14 passes defended ... One of four rookies to return an INT for a TD in the NFL this season ... Named AFC Defensive Player of the Week for Week 16 after registering four solo tackles, four passes defended and a INT-TD against Tennessee ... Joined K.C.'s **Marcus Peters** as the only rookie CBs over the last eight seasons to tally 50-plus tackles, at least one pick-six and one forced fumble during their rookie year

- 9/11 vs. G.B.:** Started at CB and made three tackles (two solo) in NFL debut
- 9/18 at S.D.:** Started at CB and made six solo tackles and one tackle for loss
- 9/25 vs. BAL:** Started at RCB and made five tackles (four solo)
- 10/2 vs. IND:** Started at RCB and registered four solo tackles
- 10/16 at CHI:** Started at RCB and posted two solo tackles and the game-clinching pass defended on fourth down with 1:03 remaining in the fourth quarter ... Limited Bears WR **Alshon Jeffrey** to one catch for three yards on six targets in the second half
- 10/23 vs. OAK:** Started at RCB and registered two solo tackles
- 10/27 at TEN:** Started at RCB and recorded eight tackles (four solo)
- 11/6 at K.C.:** Started at RCB and recorded two tackles (one solo)
- 11/13 vs. HOU:** Started at RCB and led the team with six solo tackles
- 11/20 at DET:** Started at RCB and posted six tackles (five solo)
- 11/27 at BUF:** Started at RCB and made three solo tackles, including one tackle for loss
- 12/4 vs. DEN:** Started at RCB and made four tackles (three solo) and a career-high two passes defended
- 12/11 vs. MIN:** Started at RCB and made two tackles (one solo) and one pass defended
- 12/18 at HOU:** Started at RCB and recorded four solo tackles, one interception, which he returned 35 yards, five passes defended and one forced fumble ... Ramsey's five passes defended are the second-most in the NFL in 2016 and most by a rookie since 2013 when Dee Milliner (NYJ) also registered five.
- 12/24 vs. TEN:** Started at RCB and recorded four solo tackles and four passes defended ... Also returned an interception of Titans QB **Matt Cassel** 30 yards for a TD as he became the first rookie in franchise history to record a pick-six ... Also became the first rookie in Jaguars history to record INTs in back-to-back games
- 1/1 at IND:** Started at RCB and recorded four solo tackles and one pass defended

### COLLEGE (at Florida State, 2013-15)

- Started all 41 games in three years at Florida State
- Finished career with 180 tackles (119 solo), 15.5 tackles for loss, 5.0 sacks, three forced fumbles, two fumble recoveries, 23 passes defended and three INTs
- Decided to forgo his final year of eligibility in 2016 and declare for the NFL Draft
- Became Florida State's 36th consensus All-American
- All-ACC First Team, AFCA First Team All-America, Walter Camp First Team All-America, ESPN.com First Team All-America as a senior
- Started all 14 games for the Seminoles' third-ranked defense (281.4) and the nation's top pass defense (156.6) as a CB and FS in 2013

### PERSONAL

- Attended Brentwood Academy (Tenn.), where he was rated a five-star prospect by both Rivals.com and Scout.com and a four-star according to ESPN and 247Sports
- U.S. Army All-America selection

### REGULAR SEASON CAREER STATISTICS

YEAR	TEAM	GP/PS	TKL	SOLO	ASST	TFL	SACKS	ST	FF	FR	INT	PD
2016	JAX	16/16	65	55	10	2	0.0	0	1	0	2	14
2017	JAX	6/6	21	18	3	0	0.0	0	0	0	2	9
<b>NFL totals: 2 yrs. 22/22</b>			<b>86</b>	<b>73</b>	<b>13</b>	<b>2</b>	<b>0.0</b>	<b>0</b>	<b>1</b>	<b>0</b>	<b>4</b>	<b>23</b>

### CAREER HIGHS

	GAME	SEASON
<b>Tackles:</b>	8 (10/27/16 at TEN)	65 (2016)
<b>Interceptions:</b>	1 (four times, last: 10/8/17 at PIT)	2 (2016-17)
<b>Forced fumbles:</b>	1 (12/18/16 at HOU)	1 (2016)
<b>Passes defended:</b>	5 (12/18/16 at HOU)	14 (2016)

### 2017 GAME-BY-GAME STATISTICS

DATE	OPP	TKL	SOLO	ASST	TFL	SACKS	ST	FF	FR	INT	PD	
09/10	at Houston	3	2	1	0	0.0	0	0	0	0	3	
09/17	vs. Tennessee	2	2	0	0	0.0	0	0	0	0	0	
09/24	vs. Baltimore	2	2	0	0	0.0	0	0	0	1	1	
10/01	at New York Jets	4	4	0	0	0.0	0	0	0	0	1	
10/08	at Pittsburgh	7	7	0	0	0.0	0	0	0	1	4	
10/15	vs. LA Rams	3	1	2	0	0.0	0	0	0	0	0	
10/22	at Indianapolis	BYE WEEK										
11/05	vs. Cincinnati											
11/12	vs. LA Chargers											
11/19	at Cleveland											
11/26	at Arizona											
12/03	vs. Indianapolis											
12/10	vs. Seattle											
12/17	vs. Houston											
12/24	at San Francisco											
12/31	at Tennessee											
<b>2017 totals:</b>		<b>21</b>	<b>18</b>	<b>3</b>	<b>0</b>	<b>0.0</b>	<b>0</b>	<b>0</b>	<b>0</b>	<b>2</b>	<b>9</b>	

### 2016 GAME-BY-GAME STATISTICS

DATE	OPP	TKL	SOLO	ASST	TFL	SACKS	ST	FF	FR	INT	PD
09/11	vs. Green Bay	3	2	1	0	0.0	0	0	0	0	0
09/18	at San Diego	6	6	0	1	0.0	0	0	0	0	0
09/25	vs. Baltimore	5	4	1	0	0.0	0	0	0	0	0
10/02	vs. Indianapolis	4	4	0	0	0.0	0	0	0	0	0
10/16	at Chicago	2	2	0	0	0.0	0	0	0	0	1
10/23	vs. Oakland	2	2	0	0	0.0	0	0	0	0	0
10/27	at Tennessee	8	4	4	0	0.0	0	0	0	0	0
11/06	at Kansas City	2	1	1	0	0.0	0	0	0	0	0
11/13	vs. Houston	6	6	0	0	0.0	0	0	0	0	0
11/20	at Detroit	6	5	1	0	0.0	0	0	0	0	0
11/27	at Buffalo	3	3	0	1	0.0	0	0	0	0	0
12/04	vs. Denver	4	3	1	0	0.0	0	0	0	0	2
12/11	vs. Minnesota	2	1	1	0	0.0	0	0	0	0	1
12/18	at Houston	4	4	0	0	0.0	0	1	0	1	5
12/24	vs. Tennessee	4	4	0	0	0.0	0	0	0	1	4
01/01	at Indianapolis	4	4	0	0	0.0	0	0	0	0	1
<b>2016 totals:</b>		<b>65</b>	<b>55</b>	<b>10</b>	<b>2</b>	<b>0.0</b>	<b>0</b>	<b>1</b>	<b>0</b>	<b>2</b>	<b>14</b>

# CHRIS REED

64

## CHRIS REED

OFFENSIVE LINEMAN  
6-5 310 LBS  
MINNESOTA STATE-MANKATO  
BORN JULY 22, 1992  
OMAHA, NEBRASKA  
ACQ: FREE AGENT 2015  
EXP: 2ND YEAR



### TRANSACTIONS

Originally signed by Jacksonville as an undrafted rookie on 5/8/15 ... Signed to practice squad on 9/6/15 ... Placed on injured reserve on 12/23/16 ... Waived by Jacksonville on 9/2/17 ... Signed to the practice squad by Jacksonville on 9/3/17 ... Promoted to the active roster on 10/7/17

### PRO (Games played/started - 11/4)

Spent his rookie season on the practice squad, before appearing in 10 games and starting four at LG in 2016

### 2017 (w/ JAX - 1/0)

Signed off the team's practice squad prior to Week 5

- **10/8 at PIT:** Saw action at LG
- **10/15 vs LAR:** Did not play

### 2016 (w/ JAX - 10/4)

Made four starts at LG while playing in 10 games

- **9/11 vs. G.B.:** Inactive for the team's season opener
- **9/18 at S.D.:** Inactive
- **9/25 vs. BAL:** Earned his first career start at LG
- **10/2 vs. IND:** Inactive
- **10/16 at CHI:** Played two snaps at G and saw action on special teams
- **10/23 vs. OAK:** Made his second consecutive appearance
- **10/27 at TEN:** Saw action on special teams
- **11/6 at K.C.:** Saw action on special teams
- **11/13 vs. HOU:** Saw action on special teams
- **11/20 at DET:** Played 47 snaps at LG after starting LG **Patrick Omameh** suffered a left foot injury
- **11/27 at BUF:** Started at LG, helping the team rush for 183 yards
- **12/4 vs. DEN:** Started at LG and helped the team rush for 154 yards
- **12/11 vs. MIN:** Started at LG
- **12/18 at HOU:** Inactive (toe)

### 2015 (w/ JAX - ps)

Spent season on the team's practice squad

### COLLEGE (at Minnesota State, 2010-14)

- Four-year letterman appeared in 48 games in his career
- Started in all 15 games as a senior in 2014
- Helped school rush for 3,625 yards and pass for 3,079 yards, compiling 82 total TDs
- Selected as D2Football.com first-team All-America, first-team NSIC South Division All-Conference and second-team Don Hansen All-Super Region Three
- Also participated on the school's indoor and outdoor track teams and qualified for the 2011 NCAA Division II National Championships in shot put
- Eleven-time NCAA Division II Track & Field All-American
- Two-time NCAA Division II champion in outdoor shot put (2013 and 2014)
- Holds Minnesota State record in indoor shot put (65'010.5") & outdoor shot put (65'-7")
- Holds Minnesota State record in indoor weight throw (67'-7.5") and outdoor hammer throw (215'-11")

### PERSONAL

- Three-year starter at Omaha Central (Neb.) High School
- Also attended Spirit Lake (Iowa) High School for one year
- Honorable mention All-State selection
- Stand-out athlete in track and field and won the State Title twice for Nebraska
- Named the state's Field Athlete of the Year in 2009
- Son of Chuck Reed and Anne McCormick
- Majored in psychology with a minor in coaching

# CAM ROBINSON

75

## CAM ROBINSON

OFFENSIVE LINEMAN

6-6 320 LBS

ALABAMA

BORN OCTOBER 9, 1995

MONROE, LOUISIANA

ACQ: SECOND ROUND OF 2017 DRAFT (34TH)

EXP: ROOKIE



### TRANSACTIONS

Drafted by Jacksonville in the second round (34th overall) of the 2017 draft on choice obtained from Seattle for Jaguars' second-round (35th) and sixth-round (187th overall) picks

### PRO (Games played/started - 6/6)

#### 2017 (w/ JAX - 6/6)

- **9/10 at HOU:** Made his NFL debut and started at LT and helped pave the way for the team to rush for 155 yards ... Did not allow a sack
- **9/17 vs. TEN:** Started at LT
- **9/24 vs. BAL:** Started at LT and helped the team rush for 166 yards and did not allow a sack
- **10/1 at NYJ:** Started at LT and helped the team rush for 175 yards
- **10/8 at PIT:** Started at LT and helped the team rush for 231 yards
- **10/15 vs LAR:** Started at LT and helped the team rush for 169 yards

### COLLEGE (at Alabama, 2014-16)

- Started all 43 games at LT during his three seasons
- Paved the way for 28 100-yard rushing performances
- Blocked for Jaguars RB **T.J. Yeldon** during Robinson's freshman season

#### 2016 (Junior)

Selected as one of the Crimson Tide's permanent team captains ... Unanimous All-American ... Outland Trophy winner, given annually to the nation's top interior lineman on offense or defense ... Claimed the SEC Jacobs Blocking Trophy, the Tide's second in as many years ... First-team All-SEC selection by the conference coaches and the Associated Press ... Midseason All-American by Sports Illustrated, CBS, ESPN and Sporting News ... Helped the Tide rank 16th nationally and first in the SEC in scoring offense (38.8 ppg), 12th nationally and second in the league in rushing offense (245.0 ypg) and 34th in the nation in total offense (455.3)

#### 2015 (Sophomore)

Named to the All-SEC first team by both the conference coaches and the Associated Press ... Helped blocking for an offense that rushed for 199.9 yards per game, which ranked 32nd nationally and third in the SEC ... Blocked for 17 100-yard rushing performances

#### 2014 (Freshman)

Earned freshman All-American honors by Sporting news and the Football Writers Association of America ... Finished with 32 knockdown blocks while surrendering just three sacks on 861 snaps ... Helped lead a blocking unit that averaged 206.6 yards per game, which ranked seventh in the SEC and 30th nationally ... The offensive line surrendered 16 sacks on the season, the second-fewest in the SEC and 14th nationally (1.14 per game) ... Blocked for 484.5 yards of total offense per game (third in the SEC and 17th nationally)

### HIGH SCHOOL

- Played at West Monroe High School for Head Coach **Jerry Arledge**
- Parade Magazine All-American
- First-team All-USA selection by the USA Today
- Rated as the No. 2 player in the nation by Scout.com
- ESPN rated him the No. 1 offensive tackle, No. 2 player in the state and No. 2 prospect in the ESPN 300



# TYLER SHATLEY

69

## TYLER SHATLEY

OFFENSIVE LINEMAN

6-3 310 LBS

CLEMSON

BORN MAY 5, 1991

ICARD, NORTH CAROLINA

ACQ: ROOKIE FREE AGENT 2014

EXP: 3RD YEAR



### TRANSACTIONS:

Originally signed by Jacksonville as an undrafted rookie on 5/12/14

### PRO (Games played/started - 36/6)

- Has played in 30 games in three seasons with the team, primarily on special teams
- Was one of three undrafted rookies to make opening day roster in 2014

### 2017 (w/ JAX - 6/2)

- **9/10 at HOU:** Saw action as an extra offensive lineman and on special teams ... Helped pave the way for the team to rush for 155 yards
- **9/17 vs. TEN:** Saw action on special teams
- **9/24 vs. BAL:** Saw action as an extra offensive lineman and on special teams
- **10/1 at NYJ:** Saw action at RG and on special teams
- **10/8 at PIT:** Started at C and helped the team rush for 231 yards
- **10/15 vs LAR:** Started at C and helped the team rush for 169 yards

### 2016 (w/ JAX - 16/4)

Made two starts at C and two at LG while seeing action in all 16 games

- **9/11 vs. G.B.:** Played 11 snaps on special teams in team's season opener
- **9/18 at S.D.:** Saw action on special teams
- **9/25 vs. BAL:** Started at center and played in all 66 offensive snaps
- **10/2 vs. IND:** Played three snaps at guard and saw time on special teams
- **10/16 at CHI:** Saw action on special teams
- **10/23 vs. OAK:** Saw action on special team
- **10/27 at TEN:** Saw action on special teams
- **11/6 at K.C.:** Saw action on special teams
- **11/13 vs. HOU:** Saw action on special teams
- **11/20 at DET:** Saw action on special teams
- **11/27 at BUF:** Saw action on special teams
- **12/4 vs. DEN:** Saw action on special teams and played six snaps at center when **Brandon Linder** left the game with an ankle injury
- **12/11 vs. MIN:** Started at C
- **12/18 at HOU:** Saw action at LG after injuries to **Jeremiah Poutasi** (ankle) and **Josh Wells** (shoulder)
- **12/24 vs. TEN:** Started at LG
- **1/1 at IND:** Started at LG, helping the team rush for 182 yards

### 2015 (w/ JAX - 13/0)

- Saw action in 13 games, primarily on special teams

### 2014 (w/ JAX - 1/0)

- Earned spot on opening day roster after joining club as a rookie free agent
- Was inactive for 15 games
  - **11/9 vs. DAL:** Made NFL debut and played RG for the entire second half

### COLLEGE (at Clemson, 2009-13)

- Began his career as a fullback, before moving to the defensive line in 2010 and the offensive line in the spring of 2012
- Played in 51 games with 27 starts
- Started 25 games on offense over his final two seasons and registered 60 knock-downs on 1,776 snaps
- As a senior in 2013, was a team captain and earned third-team All-ACC honors
- As a junior in 2013, named a Strength & Conditioning All-American by the NSCA
- Graduated with a degree in civil engineering

### PERSONAL

- Attended East Burke (Icard, N.C.) High School where he was the No. 3 rated FB in the nation by Tom Lemming
- Did not play on the offensive line in HS
- As a FB, had 2,000 rushing yards and 31 TDs in his junior and senior seasons
- Also served as the team's punter and averaged 40.7 yards per punt
- Full name is Christian Tyler Shatley
- Twitter handle is @tyler\_shatley





# DAWUANE SMOOT

## 94 DAWUANE SMOOT

DEFENSIVE END

6-3 264 LBS

ILLINOIS

BORN MARCH 2, 1995

GROVEPORT, OHIO

ACQ: THIRD ROUND OF 2017 DRAFT (68TH)

EXP: ROOKIE



### TRANSACTIONS

Drafted by Jacksonville in the third round (68th overall) in the 2017 draft

### PRO (Games played/started - 6/0)

#### 2017 (w/ JAX - 6/0)

- **9/10 at HOU:** Made his NFL debut and recorded one solo tackle
- **9/17 vs. TEN:** Saw action at DE and recorded one special teams tackle
- **9/24 vs. BAL:** Saw action at DE and recorded two solo tackles
- **10/1 at NYJ:** Recorded one quarterback hit
- **10/8 at PIT:** Recorded two tackles (one solo) and one tackle for a loss
- **10/15 vs LAR:** Recorded one solo tackle

### COLLEGE (at Illinois, 2013-16)

- Finished his career with 24 straight starts
- Tied for sixth in Illinois history with 38.5 tackles for a loss and eighth with 16.5 career sacks

#### 2016 (Senior)

Named team captain as a senior, starting all 12 games at defensive tackle ... Totaled 56 tackles, 15 for a loss, 5.0 sacks, 10 QB pressures, one pass defended and two forced fumbles ... All-Big Ten third team

- **9/11 vs. UNC:** Earned a safety on a tackle for a loss
- **10/22 at Michigan:** Posted eight tackles
- **11/26 at Northwestern:** Matched his career high of 2.0 sacks

#### 2015 (Junior)

Started all 12 games on the defensive line to total 40 tackles, 15 for a loss, 8.0 sacks, two passes defended, three QB pressures, three forced fumbles and two fumble recoveries ... Led the team in tackles for loss (15) and sacks (8.0), including most tackles for loss in a single season by an Illini since Whitney Mercilus' 22.5 in 2011

- **9/26 vs. MTSU:** Recorded a career-high and Illini season-best 2.0 sacks and had 3 tackles for loss
- **11/28 vs. Northwestern:** Had a season-high six tackles

#### 2014 (Sophomore)

Played in all 13 games, totaling 33 tackles, including 7.5 for a loss, 2.5 sacks, three QB pressures and two passes defended

- **9/20 vs. Texas State:** Posted a career high of 2.0 sacks

#### 2013 (Freshman)

Played in seven games, posting eight tackles and 1.0 sack on the season

- **11/30 vs. Northwestern:** Registered four tackles and 1.0 sack

### HIGH SCHOOL

- Attended Groveport Madison (Groveport, Ohio) HS
- In his final two seasons, totaled 204 tackles, 24.0 sacks, five forced fumbles, one fumble recovery and four passes defended
- Earned defensive MVP at Madison his junior and senior years

### PERSONAL

- Son of Darrell Sr. and Jamecca Smoot
- Goes by "D.J"



### REGULAR SEASON CAREER STATISTICS

YEAR	TEAM	GP/GS	TKL	SOLO	ASST	TFL	SACKS	ST	FF	FR	PD	INT
2017	JAX	6/0	6	5	1	1	0.0	0	0	0	0	0
NFL totals: 1 yr.		6/0	6	5	1	1	0.0	0	0	0	0	0



### 2017 GAME-BY-GAME STATISTICS

DATE	OPP	TKL	SOLO	ASST	TFL	SACKS	ST	FF	FR	INT	PD
09/10	at Houston	1	1	0	0	0.0	0	0	0	0	0
09/17	vs. Tennessee	0	0	0	0	0.0	1	0	0	0	0
09/24	vs. Baltimore	2	2	0	0	0.0	0	0	0	0	0
10/01	at New York Jets	0	0	0	0	0.0	0	0	0	0	0
10/08	at Pittsburgh	2	1	1	1	0.0	0	0	0	0	0
10/15	vs. LA Rams	1	1	0	0	0.0	0	0	0	0	0
10/22	at Indianapolis										
10/22	BYE WEEK										
11/05	vs. Cincinnati										
11/12	vs. LA Chargers										
11/19	at Cleveland										
11/26	at Arizona										
12/03	vs. Indianapolis										
12/10	vs. Seattle										
12/17	vs. Houston										
12/24	at San Francisco										
12/31	at Tennessee										
<b>2017 totals:</b>		<b>6</b>	<b>5</b>	<b>1</b>	<b>1</b>	<b>0.0</b>	<b>1</b>	<b>0</b>	<b>0</b>	<b>0</b>	<b>0</b>

# JAELEN STRONG

[10]

## JAELEN STRONG

WIDE RECEIVER  
6-2 220 LBS  
ARIZONA STATE  
BORN JANUARY 25, 1994  
PHILADELPHIA, PENNSYLVANIA  
ACQ: WAIVERS (HOUSTON) 2017  
EXP: 3RD YEAR



### TRANSACTIONS

Originally drafted by Houston in the third round (70th overall) of the 2015 NFL Draft ... Waived by Houston on 9/18/17 ... Signed by Jacksonville on 9/19/17

### PRO (Games played/started - 18/3, 1/0)

Appeared in 18 games over two seasons with Houston and totaled 28 receptions for 292 yards and three TDs

### 2017 (w/ JAX - 0/0)

Signed with the team before their Week 3 game vs. Baltimore

- 9/24 vs. BAL: Inactive
- 10/1 at NYJ: Inactive
- 10/8 at PIT: Inactive
- 10/15 vs LAR: Inactive

### 2016 (w/ HOU - 8/2)

Appeared in eight games and recorded 14 receptions for 131 yards

### 2015 (w/ HOU - 10/1, 1/0)

Appeared in 10 games and recorded 14 receptions for 161 yards and three TDs

### COLLEGE (at Pierce College, 2012; Arizona State, 2013-14)

- Attended Pierce College in Philadelphia, Pa. for one season
- Saw action in 26 career games at ASU and totaled 157 receptions for 2,287 yards and 17 TDs
- His 157 receptions are fifth-most in school history
- Recorded nine 100-yard receiving games, which is the third-most in school history

### PERSONAL

- Attended West Catholic High School (Philadelphia, Pa.)

### REGULAR SEASON CAREER STATISTICS

YEAR	TEAM	GP/GS	NO	YDS	AVG	LG	TD
2015	HOU	10/1	14	161	11.5	42t	3
2016	HOU	8/2	14	131	9.4	36	0
2017	JAX	0/0	0	0	0	0	0
<b>NFL totals: 3 yrs.</b>		<b>18/3</b>	<b>28</b>	<b>292</b>	<b>10.4</b>	<b>42t</b>	<b>3</b>

### POST SEASON CAREER STATISTICS

YEAR	TEAM	GP/GS	NO	YDS	AVG	LG	TD
2015	HOU	1/1	1	17	17.0	17	0
<b>NFL totals: 3 yrs.</b>		<b>1/1</b>	<b>1</b>	<b>17</b>	<b>17.0</b>	<b>17</b>	<b>0</b>

### 2017 GAME-BY-GAME STATISTICS

DATE	OPP	RECs	YDS	AVG.	LG	TD
09/10	at Houston		---			
09/17	vs. Tennessee		---			
09/24	vs. Baltimore		Inactive			
10/01	at New York Jets		Inactive			
10/08	at Pittsburgh		Inactive			
10/15	vs. LA Rams		Inactive			
10/22	at Indianapolis		Inactive			
	BYE WEEK					
11/05	vs. Cincinnati					
11/12	vs. LA Chargers					
11/19	at Cleveland					
11/26	at Arizona					
12/03	vs. Indianapolis					
12/10	vs. Seattle					
12/17	vs. Houston					
12/24	at San Francisco					
12/31	at Tennessee					
<b>2017 totals:</b>		<b>0</b>	<b>0</b>	<b>0.0</b>	<b>0</b>	<b>0</b>



# PEYTON THOMPSON



## 2015 GAME-BY-GAME STATISTICS

DATE	GAME	TKL	SOLO	ASST	SACKS	FF	FR	PD	INT
09/13	vs. Carolina				ps				
09/20	vs. Miami	2	2	0	0.0	0	0	1	0
09/27	at New England	2	2	0	0.0	0	0	0	0
10/04	at Indianapolis	1	0	1	0.0	0	0	0	0
10/11	at Tampa Bay	0	0	0	0.0	0	0	0	0
10/18	vs. Houston	0	0	0	0.0	0	0	0	0
10/25	vs. Buffalo	0	0	0	0.0	0	0	0	0
11/01	BYE WEEK								
11/08	at N.Y. Jets	1	1	0	0.0	0	0	0	0
11/15	at Baltimore	0	0	0	0.0	0	0	0	0
11/19	vs. Tennessee	0	0	0	0.0	0	0	0	0
11/29	vs. San Diego	0	0	0	0.0	0	0	0	0
12/06	at Tennessee	0	0	0	0.0	0	0	0	0
12/13	vs. Indianapolis	0	0	0	0.0	0	0	0	0
12/20	vs. Atlanta	1	1	0	0.0	0	0	0	0
12/27	at New Orleans	0	0	0	0.0	0	0	0	0
01/03	at Houston	1	0	1	0.5	0	0	0	0
<b>2015 totals:</b>		<b>8</b>	<b>6</b>	<b>2</b>	<b>0.5</b>	<b>0</b>	<b>0</b>	<b>1</b>	<b>0</b>

**Additional statistics:** five special teams tackles in 2015

# JOSH WALKER

[73]

## JOSH WALKER

OFFENSIVE LINEMAN  
6-5 330 LBS.  
MIDDLE TENNESSEE STATE  
BORN JUNE 2, 1991  
SPRING CITY, TENNESSEE  
ACQ: FREE AGENT 2017  
EXP: 3RD YEAR



### TRANSACTIONS

Originally signed by Indianapolis as an undrafted free agent on 5/11/14 ... Waived on 8/30/14 ... Signed by Indianapolis to the practice squad on 9/16/14 ... Signed by Green Bay to the practice squad on 9/23/14 ... Signed by Green Bay on 1/20/15 ... Waived on 9/3/16 ... Signed by Houston to the practice squad on 10/27/16 ... Promoted to the 53-man active roster on 11/8/16

### PRO (Games played/started - 15/0)

• Has played in 14 career games with Houston and Green Bay, as well as several stints on the practice squad in Green Bay, Indianapolis and Houston

### 2017 (w/ JAX - 0/0)

- 9/10 at HOU: Inactive
- 9/17 vs. TEN: Inactive
- 9/24 vs. BAL: Inactive
- 10/1 at NYJ: Inactive
- 10/8 at PIT: Inactive
- 10/15 vs LAR: Inactive

### 2016 (w/ HOU - 2/0)

- Spent training camp with Green Bay, before being waived and signed to the Houston practice squad prior to Week 8
- Active but DNP in Week 10
  - 12/18 vs. JAX: Made his Houston debut as a reserve offensive lineman

### 2015 (w/ G.B. - 13/0)

- Played in 13 games, seeing action on offense and special teams
  - 9/13 at CHI: Made his NFL debut, appearing on five snaps on special teams and three on offense
  - 10/11 vs. STL: Played 32 snaps at RG in place of T.J. Lang after he departed with injury

### 2014 (w/ IND - ps; w/ G.B. - ps)

- Served on Green Bay's practice squad for the final 13 games of the regular season and two playoff games
- Spent the first two weeks of the regular season on Indianapolis' practice squad

### COLLEGE (at Middle Tennessee State, 2010-13)

- Played in 49 games with 34 starts, including 25 straight to end his collegiate career, in four seasons with the Blue Raiders
- Never missed a game during his career
- Earned second-team All-Conference USA honors and was voted a team captain in his final season

### PERSONAL

- Attended Rhea County (Evansville, Tenn.) High School, where he was a three-year starter on the offensive and defensive line for the Golden Eagles
- Named to The Tennessean's 2008 Dream Team and the Best of Preps after recording 41 pancake blocks his senior year in helping lead his team to a 10-3 record
- Also lettered in track and field his senior year, participating in the shot put and discus events



# JOSH WELLS

72

## JOSH WELLS

OFFENSIVE LINEMAN

6-6 306 LBS


JAMES MADISON

BORN FEBRUARY 14, 1991

MECHANICSVILLE, VIRGINIA

ACQ: ROOKIE FREE AGENT 2014

EXP: 3RD YEAR



### TRANSACTIONS

Originally signed by Jacksonville as an undrafted rookie on 5/14/14 ... Placed on injured reserve on 9/4/16 ... Activated to 53-man roster on 11/21/16

### PRO (Games played/started - 23/0)

• Third-year OL has contributed on special teams, LT, LG and RT

### 2017 (w/ JAX - 6/0)

- **9/10 at HOU:** Saw action on special teams
- **9/17 vs. TEN:** Saw action on special teams
- **9/24 vs. BAL:** Saw action at LT and on special teams
- **10/1 at NYJ:** Saw action on special teams
- **10/8 at PIT:** Saw action as an extra offensive lineman and on special teams
- **10/15 vs LAR:** Saw action on special teams

### 2016 (w/ JAX - 5/0)

Spent the first 11 weeks on the team's injured reserve list (thumb) before being activated to the 53-man roster prior Week 12

- **11/27 at BUF:** Made his 2016 debut on special teams
- **12/4 vs. DEN:** Saw action on special teams
- **12/11 vs. MIN:** Saw one snap at LT and saw action on special teams
- **12/18 at HOU:** Saw action at LG in relief of **Jeremiah Poutasi** ... Left the game with a shoulder injury and did not return
- **12/24 vs. TEN:** Dressed but did not play
- **1/1 at IND:** Saw action along the offensive line

### 2015 (w/ JAX - IR)

Placed on injured reserve on August 28 with a thumb injury

### 2014 (w/ JAX - 12/0)

One of three undrafted rookies to make opening day roster (**Tyler Shatley, Allen Hurns**) ... Played in 12 games as a rookie, primarily on special teams

- **9/21 at IND:** Made NFL debut on special teams
- **10/26 vs. MIA:** Inserted into the game in the first quarter for **Luke Joeckel** (concussion) at LT and played the remainder of the game
- **11/30 vs. NYG:** Inserted into the game in the second quarter for an injured **Austin Pasztor** at RT and played every snap

### COLLEGE (at James Madison, 2009-13)

- Four-year letterman
- Started all 12 games as a senior in 2013 while serving as a team captain
- Two-time second-team All-CAA selection
- Saw action at TE and DL to fill-in for injury
- Majored in sports management

### PERSONAL

- Four-year letterman at QB for Hanover (Mechanicsville, Va.) High School, where he threw for more than 4,000 yards and 28 TDs while rushing for 900 yards and five TDs
- First-team All-Capital District selection as a senior
- Two-year team captain
- Full name is Joshua Ryan Wells
- Twitter handle is @J\_Wells72

# JARROD WILSON

26

JARROD WILSON

SAFETY

6-2 210 LBS

MICHIGAN

BORN FEBRUARY 9, 1994

AKRON, OHIO

ACQ: FREE AGENT 2016

EXP: 2ND YEAR



## TRANSACTIONS

Originally signed by Jacksonville as an undrafted rookie on May 1, 2016

## PRO (Games played/started - 21/0)

- Made his NFL debut in Week 1 of the 2016 season

## 2017 (w/ JAX - 5/0)

- 9/10 at HOU: Saw action on special teams
- 9/17 vs. TEN: Saw action on special teams
- 9/24 vs. BAL: Saw action at S and on special teams
- 10/1 at NYJ: Recorded one solo special teams tackle
- 10/8 at PIT: Inactive
- 10/15 vs. LAR: Saw action on special teams

## 2016 (w/ JAX - 16/0)

- 9/11 vs. G.B.: Made his NFL and Jaguars debut and played 12 snaps on special teams
- 9/18 at S.D.: Played four snaps at SS and four snaps on special teams
- 9/25 vs. BAL: Saw action on special teams
- 10/2 vs. IND: Played one snap at safety and contributed on special teams
- 10/16 at CHI: Saw one snap at SS and contributed on special teams
- 10/23 vs. OAK: Saw action on special teams and on defense and led the team with four ST tackles (three solo)
- 10/27 at TEN: Saw action on special teams and assisted on one special teams tackle
- 11/6 at K.C.: Saw action on special teams
- 11/13 vs. HOU: Saw three snaps at SS and registered one solo tackle ... Also saw action on special teams
- 11/20 at DET: Saw action primarily on special teams
- 11/27 at BUF: Saw action primarily on special teams
- 12/4 vs. DEN: Played two snaps at safety and saw action on special teams
- 12/11 vs. MIN: Saw nine snaps at SS and action on special teams, recording one special teams tackles
- 12/18 at HOU: Saw action at FS in goal-line situations and recorded one solo tackle
- 12/24 vs. TEN: Saw action on special teams
- 1/1 at IND: Played two snaps at safety and saw action on special teams

## COLLEGE (at Michigan, 2012-15)

- Four-year letterman
- Appeared in 48 games with 31 starts
- Career totals include 169 tackles, 4 tackles for loss, one forced fumble, one fumble recovery, four INTs and seven passes defensed
- Named a 2015 All-Big Ten honorable mention
- As a senior in 2015, started all 13 games at safety
- As a junior in 2014, started 10 games at safety and totaled 50 tackles and one forced fumble
- Majored in general studies in the College of Literature, Science and the Arts

## PERSONAL

- Attended Akron (Ohio) Buchtel High School where he played for former Michigan RB Ricky Powers
- Registered 71 tackles and three INTs, including one pick-six, as a senior in 2011 en route to first-team All-State honors
- Also lettered in basketball
- His uncle, Dave Young, played at Purdue and for the Baltimore Colts



## REGULAR SEASON CAREER STATISTICS

YEAR	TEAM	GP/GS	TKL	SOLO	ASST	SACKS	FF	FR	PD	INT
2016	JAX	16/0	2	2	0	0.0	0	0	0	0
2017	JAX	5/0	0	0	0	0.0	0	0	0	0
<b>Career totals: 2 yrs.</b>		<b>21/0</b>	<b>2</b>	<b>2</b>	<b>0</b>	<b>0.0</b>	<b>0</b>	<b>0</b>	<b>0</b>	<b>0</b>



## 2017 GAME-BY-GAME STATISTICS

DATE	OPP	TKL	SOLO	ASST	TFL	SACKS	ST	FF	FR	INT	PD
09/10	at Houston	0	0	0	0	0.0	0	0	0	0	0
09/17	vs. Tennessee	0	0	0	0	0.0	0	0	0	0	0
09/24	vs. Baltimore	0	0	0	0	0.0	0	0	0	0	0
10/01	at New York Jets	0	0	0	0	0.0	1	0	0	0	0
10/08	at Pittsburgh	Inactive									
10/15	vs. LA Rams	0	0	0	0	0.0	0	0	0	0	0
10/22	at Indianapolis	BYE WEEK									
11/05	vs. Cincinnati										
11/12	vs. LA Chargers										
11/19	at Cleveland										
11/26	at Arizona										
12/03	vs. Indianapolis										
12/10	vs. Seattle										
12/17	vs. Houston										
12/24	at San Francisco										
12/31	at Tennessee										
<b>2017 totals:</b>		<b>0</b>	<b>0</b>	<b>0</b>	<b>0.0</b>	<b>0</b>	<b>1</b>	<b>0</b>	<b>0</b>	<b>0</b>	<b>0</b>

Additional statistics: one special teams tackle



## 2016 GAME-BY-GAME STATISTICS

DATE	GAME	TKL	SOLO	ASST	SACKS	FF	FR	PD	INT	
09/11	vs. Green Bay	0	0	0	0.0	0	0	0	0	
09/18	at San Diego	0	0	0	0.0	0	0	0	0	
09/25	vs. Baltimore	0	0	0	0.0	0	0	0	0	
10/02	vs. Indianapolis	0	0	0	0.0	0	0	0	0	
BYE WEEK										
10/16	at Chicago	0	0	0	0.0	0	0	0	0	
10/23	vs. Oakland	0	0	0	0.0	0	0	0	0	
10/27	at Tennessee	0	0	0	0.0	0	0	0	0	
11/06	at Kansas City	0	0	0	0.0	0	0	0	0	
11/13	vs. Houston	1	1	0	0.0	0	0	0	0	
11/20	at Detroit	0	0	0	0.0	0	0	0	0	
11/27	at Buffalo	0	0	0	0.0	0	0	0	0	
12/04	vs. Denver	0	0	0	0.0	0	0	0	0	
12/11	vs. Minnesota	0	0	0	0.0	0	0	0	0	
12/18	at Houston	1	1	0	0.0	0	0	0	0	
12/24	vs. Tennessee	0	0	0	0.0	0	0	0	0	
01/01	at Indianapolis	0	0	0	0.0	0	0	0	0	
<b>2016 totals:</b>		<b>2</b>	<b>2</b>	<b>0</b>	<b>0.0</b>	<b>0</b>	<b>0</b>	<b>0</b>	<b>0</b>	

Additional statistics: six special teams tackles in 2016

# T.J. YELDON

24

## T.J. YELDON

**RUNNING BACK**

6-1 223 LBS


ALABAMA

BORN OCTOBER 2, 1993

DAPHNE, ALABAMA

ACQ: 2ND ROUND OF 2015 DRAFT (36TH)

EXP: 3RD YEAR



### TRANSACTIONS

Originally drafted by Jacksonville in the second round (36th overall) of the 2015 Draft ... Placed on injured reserve on 12/26/16

### PRO (Games played/started - 27/25)

• Third-year RB has started in 25 of 27 career games he has appeared in

### 2017 (w/ JAX - 0/0)

- 9/10 at HOU: Inactive
- 9/17 vs. TEN: Inactive
- 9/24 vs. BAL: Inactive
- 10/1 at NYJ: Inactive
- 10/8 at PIT: Inactive
- 10/15 vs LAR: Inactive

### 2016 (w/ JAX - 15/13)

Started 13 of 15 games played ... Totaled 130 rushes for 465 yards, including one TD, and had 50 receptions for 312 receiving yards and one TD

- 9/11 vs. G.B.: Started at RB and rushed 21 times for 39 yards and one TD
- 9/18 at S.D.: Rushed seven times for 28 yards (4.0 avg.)
- 9/25 vs. BAL: Rushed six times for 17 yards and also had 2 receptions for 11 yards
- 10/2 vs. IND: Rushed 14 times for 71 yards (5.1 avg.) and recorded four receptions for 46 yards
- 10/16 at CHI: Rushed six times for 21 yards and posted one reception for five yards
- 10/23 vs. OAK: Rushed six times for 24 yards and caught one pass for four yards ... Matched his longest rush of the season with a 15-yard run
- 10/27 at TEN: Rushed for 20 yards on three carries and also had four receptions for 36 yards
- 11/6 at K.C.: Rushed seven times for 33 yards (4.7 rush avg.) and had five receptions for 32 yards and one TD
- 11/13 vs. HOU: Rushed nine times for 31 yards (3.4 rush avg.) and had three receptions for 27 yards (9.0 rec. avg.)
- 11/20 at DET: Rushed four times for 16 yards (4.0 rush avg.) before exiting the game with an ankle injury
- 11/27 at BUF: Rushed six times for 17 yards and posted one reception for three yards
- 12/4 vs. DEN: Rushed 14 times for 55 yards and posted three receptions for 27 yards
- 12/11 vs. MIN: Rushed 17 times for 59 yards (3.5 avg.) and posted a team-high seven receptions for 31 yards (4.4 rec. avg.)
- 12/18 at HOU: Rushed eight times for 28 yards (3.5 avg.) and recorded team-highs with five receptions for 34 yards
- 12/24 vs. TEN: Rushed twice for five yards and left the game in the first quarter with an ankle injury and did not return

### 2015 (w/ JAX - 12/12)

Played and started in 12 games during his rookie season ... Totaled 182 rushes for 740 yards (4.1 rush avg.) and two TDs and 36 receptions for 279 yards (7.8 rec. avg.) and one TD ... His 740 rushing yards are the most by a Jaguars rookie in a single season since Maurice Jones-Drew (941 yards) in 2006 ... Ranked fourth among NFL rookies with 1,019 scrimmage yards (740 rushing, 279 receiving)

- 9/13 vs. CAR: Rushed 12 times for 51 yards (4.3 avg.) and had three receptions for 16 yards (5.3 avg.) in NFL debut
- 9/20 vs. MIA: Rushed 25 times for 70 yards (2.8 avg.) and had three receptions for 13 yards (4.3 avg.)
- 10/4 at IND: Recorded his first 100-yard rushing game of his career, tallying 22 rushes for 105 yards (4.8 avg.), including a career-long 36-yard scamper in OT ... Also had two catches for four yards (2.0 rec. avg.) ... Became first Jaguars rookie RB to rush for 100 yards since Jones-Drew recorded 131 yards on 12/24/06 versus New England
- 10/11 at T.B.: Rushed 11 times for 32 yards (2.9 rush avg.) and had five receptions for 31 yards (6.2 rec. avg.), including his first career NFL touchdown
- 10/25 vs. BUF: Rushed 20 times for a season- and career-high 115 yards and his first career TD
- 11/8 at NYJ: Rushed 14 times for 64 yards (4.6 rush avg.), including a career-long 45-yard carry in the fourth quarter
- 12/6 at TEN: Rushed 15 times for 57 yards (3.8 rush avg.) and one TD, and had

four receptions for a career-high 79 receiving yards, including a career-long reception of 67 yards

### COLLEGE (at Alabama, 2012-14)

- Appeared in 39 games with 21 starts and finished fourth in school history with 3,322 career rushing yards and third with 37 career rushing TDs
- Only player in school history to rush for 1,000-plus yards in his first two seasons
- Fifth player in program history to rush for 1,000-plus yards in multiple seasons, joining Johnny Musso (1970-71), Bobby Humphrey (1986-87), Shaun Alexander (1998-99) and Kenneth Darby (2004-05)
- Finished 243 yards behind Alexander's school record of 3,565 yards (1996-99)
- Only player in school history to be named the Dixie Howell Memorial Most Valuable Player of the A-Day Game three times

### PERSONAL

- Attended Daphne (Ala.) High School where he played for coach Glenn Vickery
- Named Mr. Football for the state of Alabama by the Alabama Sports Writers Association
- First-team All-State selection by the ASWA
- Second-team USA Today High School All-America selection
- Five-star recruit according to Rivals.com and 247sports.com
- Totaled 6,155 scrimmage yards in four years with 73 TDs
- Won the 2010 Alabama 6A State Championship
- Twitter handle is @T\_Yeldon



### REGULAR SEASON CAREER STATISTICS

YEAR	TEAM	GP/GS	RUSHING					RECEIVING				
			NO	YDS	AVG	LG	TD	NO	YDS	AVG	LG	TD
2015	JAX	12/12	182	740	4.1	45	2	36	279	7.8	67	1
2016	JAX	15/13	130	465	3.6	16	1	50	312	6.2	16	1
2017	JAX	0/0	0	0	0.0	0	0	0	0	0.0	0	0
<b>NFL totals: 3 yrs. 27/25</b>			<b>312</b>	<b>1,205</b>	<b>3.9</b>	<b>45</b>	<b>3</b>	<b>86</b>	<b>591</b>	<b>6.9</b>	<b>67</b>	<b>2</b>



### CAREER HIGHS

	GAME	SEASON
<b>Rushing attempts:</b>	25 (9/20/15 vs. MIA)	182 (2015)
<b>Rushing yards:</b>	115 (10/25/15 vs. BUF)	740 (2015)
<b>Longest rush:</b>	45 (11/8/15 at NYJ)	45 (2015)
<b>Rushing touchdowns:</b>	1 (three times, last: 9/11/16 vs. G.B.)	2 (2014)
<b>Receptions:</b>	8 (9/18/16 at S.D.)	36 (2015)
<b>Receiving yards:</b>	79 (12/6/15 at TEN)	279 (2015)
<b>Longest reception:</b>	67 (12/6/15 at TEN)	67 (2015)
<b>Receiving touchdowns:</b>	1 (twice, last: 11/6/16 at KC)	1 (2015 & 2016)



### 2017 GAME-BY-GAME STATISTICS

DATE	GAME	RUSHING					RECEIVING				
		NO	YDS	AVG	LG	TD	NO	YDS	AVG	LG	TD
09/10	at Houston										
09/17	vs. Tennessee										
09/24	vs. Baltimore										
10/01	at New York Jets										
10/08	at Pittsburgh										
10/15	vs. LA Rams										
10/22	at Indianapolis										
	BYE WEEK										
11/05	vs. Cincinnati										
11/12	vs. LA Chargers										
11/19	at Cleveland										
11/26	at Arizona										
12/03	vs. Indianapolis										
12/10	vs. Seattle										
12/17	vs. Houston										
12/24	at San Francisco										
12/31	at Tennessee										
<b>2017 totals:</b>		<b>0</b>	<b>0</b>	<b>0.0</b>	<b>0</b>	<b>0</b>	<b>0</b>	<b>0</b>	<b>0.0</b>	<b>0</b>	<b>0</b>

# T.J. YELDON



## 2016 GAME-BY-GAME STATISTICS

DATE	GAME	RUSHING					RECEIVING				
		NO	YDS	AVG	LG	TD	NO	YDS	AVG	LG	TD
09/11	vs. Green Bay	21	39	1.9	7	1	4	30	7.5	11	0
09/18	at San Diego	7	28	4.0	15	0	8	10	1.3	8	0
09/25	vs. Baltimore	6	17	2.8	9	0	2	11	5.5	6	0
10/02	vs. Indianapolis	14	71	5.1	15	0	4	46	11.5	16	0
	BYE WEEK										
10/16	at Chicago	6	21	3.5	13	0	1	5	5.0	5	0
10/23	vs. Oakland	6	24	4.0	15	0	1	4	4.0	4	0
10/27	at Tennessee	3	20	6.7	12	0	4	36	9.0	12	0
11/06	at Kansas City	7	33	4.7	16	0	5	32	6.4	13t	1
11/13	vs. Houston	9	32	3.6	7	0	3	27	9.0	17	0
11/20	at Detroit	4	16	4.0	7	0	2	16	8.0	14	0
11/27	at Buffalo	6	17	2.8	6	0	1	3	3.0	3	0
12/04	vs. Denver	14	55	3.9	8	0	3	27	9.0	10	0
12/11	vs. Minnesota	17	59	3.5	12	0	7	31	4.4	10	0
12/18	at Houston	8	28	3.5	12	0	5	34	6.8	10	0
12/24	vs. Tennessee	2	5	2.5	4	0	0	0	0.0	0	0
01/01	at Indianapolis					IR					
<b>2016 totals:</b>		<b>130</b>	<b>465</b>	<b>3.6</b>	<b>16</b>	<b>1</b>	<b>50</b>	<b>312</b>	<b>6.2</b>	<b>16</b>	<b>1</b>



## 2015 GAME-BY-GAME STATISTICS

DATE	GAME	RUSHING					RECEIVING				
		NO	YDS	AVG	LG	TD	NO	YDS	AVG	LG	TD
09/13	vs. Carolina	12	51	4.3	14	0	3	16	5.3	7	0
09/20	vs. Miami	25	70	2.8	12	0	3	13	4.3	11	0
09/27	at New England	11	33	3.0	8	0	2	9	4.5	9	0
10/04	at Indianapolis	22	105	4.8	36	0	2	4	2.0	5	0
10/11	at Tampa Bay	11	32	2.9	10	0	5	31	6.2	13	1
10/18	vs. Houston					ina					
10/25	vs. Buffalo	20	115	5.8	28t	1	1	9	9.0	9	0
	BYE WEEK										
11/08	at N.Y. Jets	14	64	4.6	45	0	3	37	12.3	21	0
11/15	at Baltimore	18	61	3.4	16	0	5	6	1.2	7	0
11/19	vs. Tennessee	14	54	3.9	15	0	3	28	9.3	13	0
11/29	vs. San Diego	9	36	4.0	21	0	4	46	11.5	20	0
12/06	at Tennessee	15	57	3.8	9	1	4	79	19.8	67	0
12/13	vs. Indianapolis	11	62	5.6	14	0	1	1	1.0	1	0
12/20	vs. Atlanta					ina					
12/27	at New Orleans					ina					
01/03	at Houston					ina					
<b>2015 totals:</b>		<b>182</b>	<b>740</b>	<b>4.1</b>	<b>45</b>	<b>2</b>	<b>36</b>	<b>279</b>	<b>7.8</b>	<b>67</b>	<b>1</b>



# **GAME SUMMARIES**

**REGULAR SEASON WEEK 7 AT INDIANAPOLIS COLTS**

# GAME SUMMARIES

## WEEK 1 AT HOUSTON

Sept. 10, 2017 at NRG Stadium

	1	2	3	4	OT	Final
JACKSONVILLE JAGUARS (1-0)	3	16	7	3	-	29
HOUSTON TEXANS (0-1)	0	0	7	0	-	7

With the backdrop of hurricane relief efforts in Houston in the aftermath of Harvey, and a raucous crowd on hand, the Jaguars turned in their best Opening Day effort in years with a statement-making 29-7 division win at NRG Stadium. Leading the way was a defense that dominated the game with a franchise-record 10 sacks, including 4.0 by **Calais Campbell**, and four takeaways that led to 16 points. On offense rookie **Leonard Fournette** rushed for 100 yards and a touchdown in his NFL debut, while **Chris Ivory** added 42 yards on nine carries. Jacksonville scored on its first possession of the new season, marching 51 yards in eight plays to set up **Jason Myers**' 42-yard field goal. Houston's first six possessions ended with four punts, including three 3-and-outs, followed by back-to-back fumbles on strip-sacks by **Yannick Ngakoue**. The first fumble led to Fournette's 1-yard scoring run, and the second was scooped up by **Dante Fowler Jr.** and returned 53 yards for a touchdown to give the Jaguars a 19-0 halftime lead with 49 seconds remaining in the first half. By that time Campbell had 3.5 sacks and Ngakoue had 2.0 with two forced fumbles. **Deshawn Watson** replaced **Tom Savage** as the Texans quarterback at halftime, and Houston opened the second half with its best drive of the day, going 75 yards on 14 plays to a 4-yard touchdown pass from Watson to **DeAndre Hopkins**. But Jacksonville responded quickly with a 10-play, 75-yard series ending with a TD pass from **Bortles** to **Tommy Bohanon** to make it 26-7. The Texans' next drive of 11 plays reached the Jacksonville 35-yard line before Fowler's strip sack of Watson was recovered by Ngakoue. Two possessions later Houston put together a 7-play drive, but that was ended by another turnover, this time an interception by **Tashaun Gipson** that he returned 67 yards to set up Myers' 38-yard field goal to cap the scoring at 29-7 with 3:15 remaining. In the only bad news of the day, **Allen Robinson** suffered a torn ACL on the third play of the game. The win was the Jaguars' first on Opening Day since 2011, and their first road win on Opening Day since 2004.

Team	Q	Time	Scoring Play	Drive Info
Jax	1	12:08	J. Myers 42 yd. Field Goal	8-51, 2:52
Jax	2	14:49	J. Myers 25 yd. Field Goal	10-77, 5:14
Jax	2	2:02	L. Fournette 1 yd. run (kick failed, wr)	9-53, 5:29
Jax	2	0:49	D. Fowler 53 yd. fumble return (Myers kick)	
Hou	3	9:09	D. Hopkins 4 yd. pass from D. Watson (Fairbairn kick)	14-75, 5:51
Jax	3	4:14	T. Bohanon 1 yd. pass from B. Bortles (Myers kick)	10-75, 4:55
Jax	4	3:11	J. Myers 38 yd. Field Goal	4-7, 0:20

### Team Statistics

	Jaguars	Texans
First Downs (Run-Pass-Pen).....	19 (7-8-4)	23 (4-11-8)
Total Yards-Plays-Avg. ....	280-60-4.7	203-69-2.9
Rushing Yards-Attempts-Avg.....	155-39-4.0	93-23-4.0
Net Yards Passing (Sacked-Yds) .....	125 (0-0)	110 (10-54)
Att-Comp-Int .....	21-11-0	36-19-1
Third Down Conversions (%).....	3-12 (25%)	5-12 (42%)
Fourth Down Conversions (%).....	1-1 (100%)	0-1 (0%)
Punts-Avg. ....	4-46.8	5-43.2
Fumbles-Lost .....	0-0	3-3
Penalties-Yards.....	10-89	9-94
Time of Possession .....	30:05	29:55

### Individual Statistics

**Texans Rushing:** L. Miller 17-65, D. Watson 2-16, T. Ervin 3-8, D. Foreman 1-4  
**Jaguars Rushing:** L. Fournette 26-100, C. Ivory 9-42, B. Bortles 3-13

**Texans Passing:** D. Watson 12-23-102 (TD, INT); T. Savage 7-13-62  
**Jaguars Passing:** B. Bortles 11-21-125 (TD)

**Texans Receiving:** D. Hopkins 7-55, C. Fierdorowicz 4-46, T. Ervin 4-18, L. Miller 2-31, S. Anderson 2-14  
**Jaguars Receiving:** A. Hurns 3-42, L. Fournette 3-24, J. O'Shaughnessy 1-18, A. Robinson 1-17, A. Benn 1-12, C. Ivory 1-11, T. Bohanon 1-1

**Sacks: Texans** None

**Sacks: Jaguars** 10.0 (Campbell 4.0; Ngakoue 2.0; McCray 1.5; Fowler Jr. 1.0; Jackson 1.0; Jones 0.5)

**Interceptions: Texans** None  
**Interceptions: Jaguars** 1 (T. Gipson)

**Paid Attendance:** 71,710 **Time:** 3:06 **Temperature:** 80 degrees

## WEEK 2 VS. TENNESSEE

Sept. 17, 2017 at EverBank Field

	1	2	3	4	OT	Final
TENNESSEE TITANS (1-1)	3	3	17	14	--	37
JACKSONVILLE JAGUARS (1-1)	3	0	0	13	--	16

Making their regular season home debut, the Jaguars started fast with a three-and-out on defense followed by a **Jason Myers** 43-yard field goal on their first possession, but Tennessee took over from there on the strength of 179 rushing yards and three takeaways for a 37-16 win. Following the Jaguars' opening drive the offense struggled, with five punts and three turnovers on their next eight possessions including three straight turnovers in the second and third quarters. Tennessee turned both of **Blake Bortles**' interceptions into points with field goals of 41 and 26 yards for a 9-3 lead early in the second half, then extended its string to six straight scoring drives with touchdowns on each of the next four. **Derek Henry** blasted through the defense for a 17-yard scoring run before **Delanie Walker** ran in from a yard out to give Tennessee a 23-3 advantage late in the third quarter. Four touchdowns were scored in the final period, with Tennessee extending the lead to 30-0 on a **Marcus Mariota** 32-yard pass to **Jonnu Smith** before Leonard Fournette got the Jaguars' first touchdown of the day on a one-yard run. The Titans' **Jalston Fowler** scored on a three-yard touchdown run for a 37-9 lead before Bortles threw a seven-yard touchdown pass to **Allen Hurns** with 2:11 remaining. While Tennessee scored in all four quarters, the Jaguars' highlights were limited to **Marqise Lee**'s seven receptions and the defense was limited to a **Telvin Smith** interception and a **Myles Jack** sack of Mariota.

Team	Q	Time	Scoring Play	Drive Info
Jax	1	7:24	J. Myers 43 yd. Field Goal	12-51, 6:01
Ten	1	2:16	R. Succop 40 yd. Field Goal	11-53, 5:08
Ten	2	0:00	R. Succop 41 yd. Field Goal	10-38, 2:13
Ten	3	9:24	R. Succop 26 yd. Field Goal	10-31, 4:40
Ten	3	6:36	D. Henry 17 yd. run (Succop kick)	2-34, 0:46
Ten	3	2:49	D. Walker 1 yd. run (Succop kick)	3-49, 1:34
Ten	4	9:57	J. Smith 32 yd. pass from M. Mariota (Succop kick)	8-86, 5:19
Jax	4	7:12	L. Fournette 1 yd. run (pass failed)	6-75, 2:45
Ten	4	4:14	J. Fowler 3 yd. run (Succop kick)	6-25, 2:58
Jax	4	2:11	A. Hurns 7 yd. pass from B. Bortles (Myers kick)	6-77, 2:03

### Team Statistics

	Titans	Jaguars
First Downs (Run-Pass-Pen).....	21 (12-9-0)	20 (6-13-1)
Total Yards-Plays-Avg. ....	390-64-6.1	310-61-5.1
Rushing Yards-Attempts-Avg.....	179-36-5.0	99-25-4.0
Net Yards Passing (Sacked-Yds) .....	211 (1-4)	211 (2-12)
Att-Comp-Int .....	27-15-1	34-20-2
Third Down Conversions (%).....	6-13 (46%)	5-13 (46%)
Fourth Down Conversions (%).....	0-0 (0%)	0-0 (0%)
Punts-Avg. ....	3-41.7	5-49.2
Fumbles-Lost .....	0-0	3-1
Penalties-Yards.....	7-70	10-99
Time of Possession .....	30:46	29:14

### Individual Statistics

**Titans Rushing:** D. Henry 14-92, D. Murray 9-25, M. Mariota 6-24, D. Fluellen 3-18, T. Taylor 2-16, J. Fowler 1-3, D. Walker 1-1  
**Jaguars Rushing:** L. Fournette 14-40, B. Bortles 4-29, C. Ivory 6-17, C. Grant 1-13

**Titans Passing:** M. Mariota 15-27-215 (INT, TD)  
**Jaguars Passing:** B. Bortles 20-34-223 (2 INTs, TD)

**Titans Receiving:** D. Walker 4-61, R. Matthews 3-43, E. Decker 3-32, J. Smith 2-30, T. Taylor 1-42, C. Davis 1-4, D. Murray 1-3  
**Jaguars Receiving:** M. Lee 7-76, A. Hurns 6-82, C. Ivory 3-31, L. Fournette 2-21, K. Cole 2-13

**Sacks: Titans** 2.0 (B. Orakpo 1.0; D. Morgan 1.0)  
**Sacks: Jaguars** 1.0 (M. Jack)

**Interceptions: Titans** 2 (D. Searcy, C. Riley)  
**Interceptions: Jaguars** 1 (T. Smith)

**Paid Attendance:** 61,709 **Time:** 3:02 **Temperature:** 84 degrees

# GAME SUMMARIES



## WEEK 3 VS. BALTIMORE

Sept. 24, 2017 at Wembley Stadium

	1	2	3	4	OT	Final
BALTIMORE RAVENS (2-1)	0	0	0	7	--	7
JACKSONVILLE JAGUARS (2-1)	10	13	14	7	--	44

Playing in Wembley Stadium for the fifth consecutive year, the Jaguars turned in their most complete performance to date with a dominant 44-7 win against Baltimore led by **Marcedes Lewis'** career-high 3 touchdown catches. Scoring on three of their first five possessions, Jacksonville built a 23-0 halftime lead before adding three straight second-half touchdowns to go up 44-0 before the Ravens scored on their final possession. The Jaguars defense held Baltimore to 3-and-outs on their first four possessions, and overall held the Ravens to seven punts, three turnovers and a failed 4th down. The scoring began when **Jason Myers** kicked a 23-yard field goal to cap the Jaguars' opening 9-play drive. Their next series covered 80 yards in 7 plays and resulted in **Blake Bortles'** 17-yard touchdown pass to Lewis for a 10-0 lead. Myers added a 45-yard field goal on their next drive, and after the first of just 3 punts on the day the Jaguars scored on back-to-back possessions again. **A.J. Bouye's** interception and 19-yard return led to **Allen Hurns** catching a 5-yard Bortles touchdown pass, and Myers tacked on a 29-yard field goal for a 23-0 halftime lead. In the second half the Jacksonville defense got takeaways on consecutive Ravens possessions, with **Jalen Ramsey** intercepting **Joe Flacco** at the Baltimore 32 to set up Lewis' second of 3 touchdowns, this time a 30-yarder. **Calais Campbell** forced a fumble on Baltimore's next series, and **Telvin Smith** scooped the ball and returned it to the Baltimore 2 to set up Lewis' 4-yard touchdown catch. On the Jaguars' next drive they converted a fake punt on 4th-and-1 at the Jacksonville 35, with **Corey Grant** racing 58 yards to the Baltimore 7. **Leonard Fournette** then scored on a 3-yard run to make it 44-0 at the start of the fourth quarter when Flacco was replaced by **Ryan Mallett**.

Team	Q	Time	Scoring Play	Drive Info
Jax	1	9:05	J. Myers 23 yd. Field Goal	9-58, 4:27
Jax	1	3:32	M. Lewis 17 yd. pass from B. Bortles (Myers kick)	7-80, 3:53
Jax	2	10:49	J. Myers 45 yd. Field Goal	10-34, 6:16
Jax	2	4:55	A. Hurns 5 yd. pass from B. Bortles (Myers kick)	8-28, 3:11
Jax	2	0:38	J. Myers 29 yd. Field Goal	9-66, 2:15
Jax	3	9:42	M. Lewis 30 yd. pass from B. Bortles (Myers kick)	2-32, :43
Jax	3	7:48	M. Lewis 4 yd. pass from B. Bortles (Myers kick)	2-2, 0:25
Jax	4	14:56	L. Fournette 3 yd. run (Myers kick)	7-85, 3:28
Bal	4	3:24	B. Watson 6 yd. pass from R. Mallett (Tucker kick)	9-76, 5:09

### Team Statistics

	Ravens	Jaguars
First Downs (Run-Pass-Pen)	12(6-4-2)	24(7-13-4)
Total Yards-Plays-Avg.	186-54-3.4	410-68-6.0
Rushing Yards-Attempts-Avg.	134-25-5.4	166-35-4.7
Net Yards Passing (Sacked-Yds)	52 (2-12)	244 (0-0)
Att-Comp-Int	27-14-2	33-20-0
Third Down Conversions (%)	3-11 (27%)	3-12 (25%)
Fourth Down Conversions (%)	0-1 (0%)	2-2 (100%)
Punts-Avg.	7-44.4	3-50.0
Fumbles-Lost	1-1	0-0
Penalties-Yards	10-88	9-70
Time of Possession	25:57	34:03

### Individual Statistics

**Ravens Rushing:** A. Collins 9-82, T. West 6-26, J. Allen 8-15, M. Campanaro 1-7, M. Wallace 1-4  
**Jaguars Rushing:** C. Grant 6-75, L. Fournette 17-59, B. Bortles 3-18, C. Ivory 6-17

**Ravens Passing:** J. Flacco 8-18-28 (2 INTs), R. Mallett 6-9-36  
**Jaguars Passing:** B. Bortles 20-31-244 (4 TDs), C. Henne 0-2-0

**Ravens Receiving:** J. Allen 5-13, B. Watson 3-12, N. Boyle 2-14, J. Maclin 1-8, C. Matthews 1-8, M. Wallace 1-6, M. Campanaro 1-3  
**Jaguars Receiving:** M. Lee 4-65, M. Lewis 4-62, L. Fournette 3-21, A. Hurns 3-20, C. Ivory 2-25, C. Grant 1-18, K. Cole 1-13, J. O'Shaughnessy 1-12, T. Bohanon 1-8

**Sacks:** Ravens None

**Sacks:** Jaguars 2.0 (D. Fowler 1.0, C. Campbell 0.5, M. Jackson 0.5)

**Interceptions:** Ravens None

**Interceptions:** Jaguars 2 (A. Bouye, J. Ramsey)

**Paid Attendance:** 84,592

**Time:** 2:49

**Temperature:** 70 degrees



## WEEK 4 AT NEW YORK JETS

Oct. 1, 2017 at MetLife Stadium

	1	2	3	4	OT	Final
JACKSONVILLE JAGUARS (2-2)	7	3	0	10	0	20
NEW YORK JETS (2-2)	7	3	10	0	3	23

Despite several chances to finish with a win, the Jaguars forced overtime before falling to the Jets, 23-20. The Jets rushed for 256 yards, highlighted by 75- and 69-yard touchdown runs by **Bilal Powell** and **Elijah McGuire**. The game began the same as the Jaguars' first three - with the defense forcing a 3-and-out and the offense scoring on its first drive. But right after **Leonard Fournette** opened the scoring with a 10-yard touchdown reception, Powell burst through the Jacksonville defense, fell down apparently untouched, and continued on his 75-yard run to tie the score at 7-7. In the second quarter the teams exchanged field goals for a 20-20 tie that stood at halftime, but the Jets wasted no time taking their first lead with McGuire's 69-yard touchdown run coming on their second play of the second half. Late in the third quarter a Bortles pass was deflected and picked off by **Kony Ealy** at the Jacksonville 16, and he rumbled to the 7 before being brought down by Bortles. The defense held, however, forcing a 26-yard **Chandler Catanzaro** field goal for a 20-10 Jets lead with 34 seconds left in the period. A 52-yard field goal try by **Jason Myers** missed, but on the Jets' ensuing possession **Myles Jack** alertly picked up a lateral pass and raced 81 yards for his first NFL touchdown, getting the Jaguars within three at 20-17. Two possessions later the Jaguars defense again made a play when **A.J. Bouye** intercepted **Josh McCown** at the New York 35. Fournette's 23-yard touchdown catch-and-run was nullified by a holding penalty, but the Jaguars still advanced to the New York 4-yard line before being forced to settle for a 22-yard game-tying field goal with 49 seconds remaining in regulation. In overtime both teams punted on their first two possessions. The Jaguars' third series began at their own 3 after a 70-yard punt and a penalty, and when they were forced to punt the ball back to New York, the Jets got possession at the Jacksonville 25-yard line following another penalty. From there it took just four plays for Catanzaro to kick the 41-yard game-winner with 32 seconds left in overtime. Fournette led the Jaguars in rushing and receiving with 145 combined yards. The Jets' 256 rushing yards marked the 3rd-most ever allowed by a Jaguars defense, topped only by Tennessee's 305 (11/1/09) and 282 (9/9/07).

Team	Q	Time	Scoring Play	Drive Info
Jax	1	8:02	L. Fournette 10 yd. pass from B. Bortles (Myers kick)	10-61, 5:15
NYJ	1	7:49	B. Powell 75 yd. run (Catanzaro kick)	1-75, 0:13
Jax	2	5:10	J. Myers 30 yd. Field Goal	9-42, 3:59
NYJ	2	1:11	C. Catanzaro 45 yd. Field Goal	9-42, 3:59
NYJ	3	10:02	E. McGuire 69 yd. run (Catanzaro kick)	2-82, 0:47
NYJ	3	0:34	C. Catanzaro 29 yd. Field Goal	4--1, 1:31
Jax	4	10:20	M. Jack 81 yd. fumble return (Myers kick)	8-31, 2:33
Jax	4	0:46	J. Myers 22 yd. Field Goal	4-2, 1:10
NYJ	5	0:28	C. Catanzaro 41 yd. Field Goal	

### Team Statistics

	Jaguars	Jets
First Downs (Run-Pass-Pen)	20 (9-8-3)	18 (6-12-0)
Total Yards-Plays-Avg.	311-75-4.1	471-69-6.8
Rushing Yards-Attempts-Avg.	175-39-4.5	256-32-8.0
Net Yards Passing (Sacked-Yds)	136 (1-4)	215 (5-40)
Att-Comp-Int	35-15-1	32-23-1
Third Down Conversions (%)	4-15 (27%)	6-17 (35%)
Fourth Down Conversions (%)	0-0 (0%)	1-1 (100%)
Punts-Avg.	8-45.1	6-43.7
Fumbles-Lost	0-0	3-1
Penalties-Yards	6-47	10-70
Time of Possession	35:08	34:24

### Individual Statistics

**Jets Rushing:** B. Powell 21-163, E. McGuire 10-93, J. McCown 1-0  
**Jaguars Rushing:** L. Fournette 24-86, C. Ivory 9-42, B. Bortles 4-38, C. Grant 2-9

**Jets Passing:** J. McCown 22-31-244 (INT)

**Jaguars Passing:** B. Bortles 15-35-140 (TD, INT)

**Jets Receiving:** J. Kerley 5-7, A. Seferian-Jenkins 4-46, B. Powell 4-27, J. Kearse 4-17, R. Anderson 3-59, E. McGuire 2-38, M. Williams 1-31

**Jaguars Receiving:** L. Fournette 4-59, A. Hurns 4-42, M. Lee 2-18, T. Bohanon 2-14, K. Cole 1-10, C. Ivory 1-2

**Sacks:** Jets 1.0 (D. Bass)

**Sacks:** Jaguars 5.0 (Ngakoue 2.0, Campbell 1.0, Church 1.0, Fowler 1.0)

**Interceptions:** Jets 1 (K. Ealy)

**Interceptions:** Jaguars 1 (A. Bouye)

**Paid Attendance:** 77,562

**Time:** 3:33

**Temperature:** 64 degrees

# GAME SUMMARIES



## WEEK 5 AT PITTSBURGH

Oct. 8, 2017 at Heinz Field

	<u>1</u>	<u>2</u>	<u>3</u>	<u>4</u>	<u>OT</u>	<u>Final</u>
JACKSONVILLE JAGUARS (3-2)	0	7	13	10	-	30
PITTSBURGH STEELERS (3-2)	3	3	3	0	-	9

Posting their most impressive win of the short season, the Jaguars rode an opportunistic defense and a strong running game to dominate the Steelers at Heinz Field, 30-9, taking sole possession of first place in the AFC South. Jacksonville's 231 rushing yards, its most since 2010, were led by **Leonard Fournette's** 181 yards and two touchdowns including a 90-yard game-clincher with 1:47 remaining. **Blake Bortles** threw just 14 passes on the day including only one in the second half. The halftime score stood at 7-6 with the Jaguars getting a two-yard dive by Fournette while the Steelers settled for two field goals. Pittsburgh took a 9-7 lead on its best drive of the day at the start of the third quarter, marching 73 yards in 14 plays, but was forced to settle for a field goal for the third time in three red zone trips despite a first-and-goal at the Jacksonville five-yard line. From there it was all Jacksonville, as the defense contributed four interceptions of **Ben Roethlisberger** in the second half with two returned for touchdowns – **Telvin Smith** for 28 yards and **Barry Church** for 51 – to give the Jaguars a 20-9 third-quarter lead. In the third quarter alone the Jaguars outscored Pittsburgh 14-3 despite a possession time of just 1:32 and three offensive plays to the Steelers' 31 plays and 13:28 possession time. In the fourth quarter **Jason Myers' 47-yard** field goal extended the lead to 14 points at 23-9 on a 13-play, 67-yard drive in which the Jaguars ran on every play. The Steelers' next two possessions ended on interceptions by **Tashaun Gipson** in Jacksonville territory, giving the unit a team-record five interceptions on the day. Through five games the Jaguars led the NFL in rushing offense, averaging 165.2 yards per game, and turnover margin at +10. The defense ranked first in the league in sacks with 20 and in interceptions with 10.

Team	Q	Time	Scoring Play	Drive Info
Pit	1	10:17	C. Boswell 29 yd. Field Goal	7-61, 3:06
Jax	2	12:19	L. Fournette 2 yd. run (Myers kick)	8-47, 4:05
Pit	2	0:03	C. Boswell 34 yd. Field Goal	6-45, 0:38
Pit	3	8:54	C. Boswell 20 yd. Field Goal	14-73, 6:06
Jax	3	6:38	T. Smith 28 yd. interception return (kick failed)	
Jax	3	3:59	B. Church 51 yd. interception return (Myers kick)	
Jax	4	6:43	J. Myers 47 yd. Field Goal	13-67, 8:07
Jax	4	1:47	L. Fournette 90 yd. run (Myers kick)	3-98, 1:29

### Team Statistics

	Jaguars	Steelers
<b>First Downs (Run-Pass-Pen)</b> .....	15 (10-5-0)	21 (5-16-0)
<b>Total Yards-Plays-Avg.</b> .....	313-53-5.9	371-77-4.8
<b>Rushing Yards-Attempts-Avg.</b> .....	231-37-6.2	70-20-3.5
<b>Net Yards Passing (Sacked-Yds)</b> .....	82 (2-13)	301 (2-11)
<b>Att-Comp-Int</b> .....	14-8-1	55-33-5
<b>Third Down Conversions (%)</b> .....	6-12 (50%)	7-15 (47%)
<b>Fourth Down Conversions (%)</b> .....	0-0 (0%)	0-0 (0%)
<b>Punts-Avg.</b> .....	5-38.0	3-44.7
<b>Fumbles-Lost</b> .....	0-0	1-0
<b>Penalties-Yards</b> .....	4-19	5-37
<b>Time of Possession</b> .....	28:52	31:08

### Individual Statistics

**Steelers Rushing:** L. Bell 15-47, M. Bryant 1-13, J. Conner 3-9, B. Roethlisberger 1-1

**Jaguars Rushing:** L. Fournette 28-181, C. Ivory 8-41, B. Bortles 1-9

**Steelers Passing:** B. Roethlisberger 33-55-312 (5 INTs)

**Jaguars Passing:** B. Bortles 8-14-95 (INT)

**Steelers Receiving:** A. Brown 10-157, L. Bell 10-46, M. Bryant 5-21, J. Smith-Schuster 4-58, J. James 3-24, J. Hunter 1-6

**Jaguars Receiving:** M. Lee 2-49, A. Hurns 2-21, M. Lewis 1-14, M. McCaffery 1-4, K. Cole 1-4

**Sacks: Steelers** 2.0 (T. Watt 1.0, V. Williams 1.0)

**Sacks: Jaguars** 2.0 (D. Fowler 1.0, C. Campbell 0.5, A. Jones 0.5)

**Interceptions: Steelers** 1 (R. Shazier)

**Interceptions: Jaguars** 5 (A. Bouye, B. Church, T. Gipson (2), J. Ramsey, T. Smith)

**Paid Attendance:** 66,237

**Time:** 3:01

**Temperature:** 73 degrees



## WEEK 6 vs. LOS ANGELES RAMS

Oct. 15, 2017 at EverBank Field

	<u>1</u>	<u>2</u>	<u>3</u>	<u>4</u>	<u>OT</u>	<u>Final</u>
LOS ANGELES RAMS (4-2)	17	7	0	0	--	27
JACKSONVILLE JAGUARS (3-3)	14	0	3	0	--	17

In the first Super Bowl-era NFL game to feature two touchdowns of 75 yards or more in the first 30 seconds, the Rams dominated on special teams to claim a 27-17 win at EverBank Field. The day began with **Pharoh Cooper** returning the opening kickoff 103 yards for a touchdown, and after the ensuing kickoff **Leonard Fournette** scored on the first scrimmage play of the game with a 75-yard touchdown run to make it 7-7 with just 25 seconds elapsed. On the Jaguars' next possession **Brad Nortman's** punt traveled just 16 yards, putting the Rams at the Jacksonville 45 to set up **Greg Zuerlein's** 56-yard field goal. The Jaguars answered on their next series, marching 75 yards again in four plays with an 18-yard completion and 17- and 18-yard runs, before **Blake Bortles** threw a 22-yard screen pass to **Chris Ivory** to give Jacksonville a 14-10 lead. But before the first quarter ended the Rams scored again on a short pass from **Jared Goff** to **Gerald Everett**, which gave Los Angeles a 17-14 lead that they would not relinquish. The only points in the second quarter came on another special teams miscue when Nortman's punt was blocked inside the 10 and **Malcolm Brown** recovered and returned it 8 yards for a touchdown and a 24-14 lead. On the final play of the first half **Jason Myers** missed a 54-yard field goal try, and the only second-half scoring was a field goal by each team, with Myers hitting from 41 yards before missing again from 54 yards with 1:12 remaining. Fournette, who suffered a sprained ankle late in the game, finished with 130 rushing yards and his sixth consecutive game with a touchdown, while Ivory added nine receptions for 74 yards. **Todd Gurley** ran for 116 yards for Los Angeles. The Rams sacked Bortles a season-high five times, while **Calais Campbell** got two sacks – his seventh and eighth of the season.

Team	Q	Time	Scoring Play	Drive Info
LAR	1	14:46	P. Cooper 103 yd. kickoff return (Zuerlein kick)	0-0, 0:14
Jax	1	14:35	L. Fournette 75 yd. run (Myers kick)	1-75, 0:11
LAR	1	8:54	G. Zuerlein 56 yd. Field Goal	4-8, 1:29
Jax	1	6:51	C. Ivory 22 yd. pass from B. Bortles (Myers kick)	4-75, 2:03
LAR	1	0:22	G. Everett 4 yd. pass from J. Goff (Zuerlein kick)	7-66, 3:16
LAR	2	2:25	M. Brown 8 yd. return of blocked punt (Zuerlein kick)	
Jax	3	5:16	J. Myers 41 yd. Field Goal	9-29, 5:00
LAR	4	2:32	G. Zuerlein 29 yd. Field Goal	12-57, 5:08

### Team Statistics

	Rams	Jaguars
<b>First Downs (Run-Pass-Pen)</b> .....	12 (5-7-0)	19 (5-12-2)
<b>Total Yards-Plays-Avg.</b> .....	249-56-4.4	389-66-5.9
<b>Rushing Yards-Attempts-Avg.</b> .....	142-32-4.4	169-26-6.5
<b>Net Yards Passing (Sacked-Yds)</b> .....	107 (3-17)	220 (5-21)
<b>Att-Comp-Int</b> .....	21-11-0	35-23-1
<b>Third Down Conversions (%)</b> .....	4-13 (31%)	4-15 (27%)
<b>Fourth Down Conversions (%)</b> .....	0-0 (0%)	1-1 (100%)
<b>Punts-Avg.</b> .....	7-46.0	8-34.3
<b>Fumbles-Lost</b> .....	2-1	2-0
<b>Penalties-Yards</b> .....	7-70	5-40
<b>Time of Possession</b> .....	28:01	31:59

### Individual Statistics

**Rams Rushing:** T. Gurley 23-116, M. Brown 3-17, J. Goff 4-9

**Jaguars Rushing:** L. Fournette 21-130, B. Bortles 2-19, M. Lee 1-17, C. Ivory 2-3

**Rams Passing:** J. Goff 11-21-124 (TD)

**Jaguars Passing:** B. Bortles 23-35-241 (TD, INT)

**Rams Receiving:** R. Woods 5-70, C. Kupp 2-35, S. Watkins 1-11, G. Everett 1-4, T. Gurley 104

**Jaguars Receiving:** C. Ivory 9-74, M. Lee 5-83, A. Hurns 3-37, J. O'Shaughnessy 2-11, L. Fournette 2-8, B. Koyack 1-21, K. Cole 1-7

**Sacks: Rams** 5.0 (M. Barron, C. Barwin, M. Brockers, A. Donald, M. Fox)

**Sacks: Jaguars** 3.0 (C. Campbell (2), T. Smith)

**Interceptions: Rams** 1 (N. Robey)

**Interceptions: Jaguars** None

**Paid Attendance:** 56,232

**Time:** 3:06

**Temperature:** 88 degrees



# National Football League Game Summary

NFL Copyright © 2017 by The National Football League. All rights reserved. This summary and play-by-play is for the express purpose of assisting media in their coverage of the game; any other use of this material is prohibited without the written permission of the National Football League. Updated: 10/16/2017

Date: Sunday, 10/15/2017

## Los Angeles Rams at Jacksonville Jaguars

Start Time: 4:05 PM EDT

at EverBank Field, Jacksonville, FL

### Game Day Weather

Game Weather: 30% Chance of Rain  
Played Open on Turf: Grass

Temp: 88° F (31.1° C) Humidity: 68%, Wind: NE 10 mph

### Officials

Referee: Coleman, Walt (65)  
Line Judge: Codey, Kevin (16)  
Back Judge: Miles, Terrence (111)

Umpire: Rice, Jeff (44)  
Field Judge: Novak, Scott (1)  
Replay Official: Lewis, Darryll (0)

Down Judge: Bowers, Derick (74)  
Side Judge: Lucivansky, Jon (89)

### Lineups

#### Los Angeles Rams

Offense		Defense	
WR 86	D.Carrier	NT 92	T.Smart
TE 89	T.Higbee	DT 90	M.Brockers
LT 77	A.Whitworth	OLB 99	A.Donald
LG 76	R.Saffold	OLB 94	R.Quinn
C 65	J.Sullivan	OLB 98	C.Barwin
RG 68	J.Brown	ILB 52	A.Ogletree
RT 79	R.Havenstein	ILB 26	M.Barron
WR 12	S.Watkins	LCB 22	T.Johnson
WR 17	R.Woods	CB 21	K.Webster
QB 16	J.Goff	RCB 43	J.Johnson
RB 30	T.Gurley	FS 38	Co.Davis

#### Jacksonville Jaguars

Offense		Defense	
WR 11	M.Lee	DE 91	Y.Ngakoue
LT 74	C.Robinson	NT 95	A.Jones
LG 77	P.Omahameh	DT 97	M.Jackson
C 69	T.Shatley	DE 93	C.Campbell
RG 60	A.Cann	WLB 50	T.Smith
RT 78	J.Parnell	MLB 51	P.Posluszny
TE 89	M.Lewis	SLB 44	M.Jack
WR 88	A.Hurns	LCB 20	J.Ramsey
QB 5	B.Bortles	FS 39	T.Gipson
RB 27	L.Fournette	SS 42	B.Church
FB 40	T.Bohanon	RCB 21	A.Bouye

### Substitutions

K 4 G.Zuerlein, P 6 J.Hekker, WR 10 P.Cooper, WR 11 T.Austin, WR 18 C.Kupp, CB 23 N.Robey, DB 24 B.Countess, RB 34 M.Brown, CB 36 D.Hatfield, S 41 M.Christian, LS 44 J.McQuaide, OLB 50 S.Ebukam, LB 54 B.Hager, OLB 58 C.Littleton, T 63 D.Williams, C 66 A.Blythe, TE 81 G.Everett, WR 83 J.Reynolds, WR 88 M.Thomas, DE 93 E.Westbrooks, DT 95 T.Walker, OLB 96 M.Longacre, DE 97 M.Fox

### Substitutions

K 2 J.Myers, P 3 B.Nortman, WR 17 A.Benn, WR 19 M.McCaffrey, CB 22 A.Colvin, CB 23 T.Patmon, S 25 P.Thompson, S 26 J.Wilson, CB 29 L.Pitts, RB 30 C.Grant, RB 33 C.Ivory, LS 43 M.Overton, LB 53 B.Brown, LB 55 L.McCray, DE 56 D.Fowler, OL 72 J.Wells, TE 80 J.O'Shaughnessy, TE 83 B.Koyack, WR 84 K.Cole, DT 92 S.Day, DE 94 D.Smoot, DT 99 E.Ankou

### Did Not Play

QB 14 S.Mannion

### Did Not Play

QB 7 C.Henne, OL 64 C.Reed

### Not Active

QB 8 B.Allen, S 20 L.Joyner, CB 32 T.Hill, RB 33 J.Davis, OLB 51 E.Price, T 64 A.Donnal, T 73 C.Lucas

### Not Active

WR 10 J.Strong, RB 24 T.Yeldon, CB 31 J.Myrick, LB 52 D.Payne, OL 65 B.Linder, OL 73 J.Walker, OL 75 W.Poehls

### Field Goals (made ( ) & missed)

Player	Attempts	Yards	Score
G.Zuerlein	(56)	(29)	54WL (41) 54WL
J.Myers			
			<b>1 2 3 4 OT Total</b>
VISITOR: Los Angeles Rams			17 7 0 3 0 27
HOME: Jacksonville Jaguars			14 0 3 0 0 17

### Scoring Plays

Team	Qtr	Time	Play Description (Extra Point) (Drive Info)	Visitor	Home
Rams	1	14:46	P.Cooper 103 yd. kickoff return (G.Zuerlein kick) (0-0, 0:14)	7	0
Jaguars	1	14:35	L.Fournette 75 yd. run (J.Myers kick) (1-75, 0:11)	7	7
Rams	1	8:54	G.Zuerlein 56 yd. Field Goal (4-8, 1:29)	10	7
Jaguars	1	6:51	C.Ivory 22 yd. pass from B.Bortles (J.Myers kick) (4-75, 2:03)	10	14
Rams	1	0:22	G.Everett 4 yd. pass from J.Goff (G.Zuerlein kick) (7-66, 3:16)	17	14
Rams	2	2:25	M.Brown 8 yd. return of blocked punt (G.Zuerlein kick)	24	14
Jaguars	3	5:16	J.Myers 41 yd. Field Goal (9-29, 5:00)	24	17
Rams	4	2:32	G.Zuerlein 29 yd. Field Goal (12-57, 5:08)	27	17

Paid Attendance: 56,232

Time: 3:06

## Final Individual Statistics

### Los Angeles Rams

<b>RUSHING</b>	<b>ATT</b>	<b>YDS</b>	<b>AVG</b>	<b>LG</b>	<b>TD</b>
T.Gurley	23	116	5.0	14	0
M.Brown	3	17	5.7	8	0
J.Goff	4	9	2.3	6	0
T.Austin	2	0	0.0	6	0
Total	32	142	4.4	14	0

<b>PASSING</b>	<b>ATT</b>	<b>CMP</b>	<b>YDS</b>	<b>SK/YD</b>	<b>TD</b>	<b>LG</b>	<b>IN</b>	<b>RT</b>
J.Goff	21	11	124	3/17	1	22	0	86.2
Total	21	11	124	3/17	1	22	0	86.2

<b>PASS RECEIVING</b>	<b>TAR</b>	<b>REC</b>	<b>YDS</b>	<b>AVG</b>	<b>LG</b>	<b>TD</b>
R.Woods	7	5	70	14.0	22	0
C.Kupp	3	2	35	17.5	22	0
S.Watkins	4	1	11	11.0	11	0
G.Everett	3	1	4	4.0	4	1
T.Gurley	1	1	4	4.0	4	0
T.Higbee	3	1	0	0.0	0	0
Total	21	11	124	11.3	22	1

<b>INTERCEPTIONS</b>	<b>NO</b>	<b>YDS</b>	<b>AVG</b>	<b>LG</b>	<b>TD</b>
N.Robey	1	31	31.0	31	0
Total	1	31	31.0	31	0

<b>PUNTING</b>	<b>NO</b>	<b>YDS</b>	<b>AVG</b>	<b>NET</b>	<b>TB</b>	<b>IN20</b>	<b>LG</b>
J.Hekker	7	322	46.0	43.1	1	4	67
Total	7	322	46.0	43.1	1	4	67

<b>PUNT RETURNS</b>	<b>NO</b>	<b>YDS</b>	<b>AVG</b>	<b>FC</b>	<b>LG</b>	<b>TD</b>
P.Cooper	3	17	5.7	1	12	0
[OUT OF BOUNDS]	3	0	0.0	0	0	0
Total	3	17	5.7	1	12	0

<b>KICKOFF RETURNS</b>	<b>NO</b>	<b>YDS</b>	<b>AVG</b>	<b>FC</b>	<b>LG</b>	<b>TD</b>
P.Cooper	2	124	62.0	0	103	1
[TOUCHBACK]	2	0	0.0	0	0	0
Total	2	124	62.0	0	103	1

### Jacksonville Jaguars

<b>RUSHING</b>	<b>ATT</b>	<b>YDS</b>	<b>AVG</b>	<b>LG</b>	<b>TD</b>
L.Fournette	21	130	6.2	75	1
B.Bortles	2	19	9.5	17	0
M.Lee	1	17	17.0	17	0
C.Ivory	2	3	1.5	2	0
Total	26	169	6.5	75	1

<b>PASSING</b>	<b>ATT</b>	<b>CMP</b>	<b>YDS</b>	<b>SK/YD</b>	<b>TD</b>	<b>LG</b>	<b>IN</b>	<b>RT</b>
B.Bortles	35	23	241	5/21	1	22	1	83.2
Total	35	23	241	5/21	1	22	1	83.2

<b>PASS RECEIVING</b>	<b>TAR</b>	<b>REC</b>	<b>YDS</b>	<b>AVG</b>	<b>LG</b>	<b>TD</b>
C.Ivory	10	9	74	8.2	22	1
M.Lee	10	5	83	16.6	21	0
A.Hurns	3	3	37	12.3	18	0
J.O'Shaughnessy	3	2	11	5.5	9	0
L.Fournette	2	2	8	4.0	6	0
B.Koyack	1	1	21	21.0	21	0
K.Cole	2	1	7	7.0	7	0
M.Lewis	2	0	0	0.0	0	0
T.Bohanon	2	0	0	0.0	0	0
Total	35	23	241	10.5	22	1

<b>INTERCEPTIONS</b>	<b>NO</b>	<b>YDS</b>	<b>AVG</b>	<b>LG</b>	<b>TD</b>
Total	0	0	0	0	0

<b>PUNTING</b>	<b>NO</b>	<b>YDS</b>	<b>AVG</b>	<b>NET</b>	<b>TB</b>	<b>IN20</b>	<b>LG</b>
B.Nortman	7	274	39.1	32.1	0	2	53
[BLOCKED]	1	0	0.0	0.0	0	0	0
Total	8	274	34.3	32.1	0	2	53

<b>PUNT RETURNS</b>	<b>NO</b>	<b>YDS</b>	<b>AVG</b>	<b>FC</b>	<b>LG</b>	<b>TD</b>
M.McCaffrey	1	0	0.0	3	0	0
[DOWNED]	2	0	0.0	0	0	0
[TOUCHBACK]	1	0	0.0	0	0	0
Total	1	0	0.0	3	0	0

<b>KICKOFF RETURNS</b>	<b>NO</b>	<b>YDS</b>	<b>AVG</b>	<b>FC</b>	<b>LG</b>	<b>TD</b>
[TOUCHBACK]	6	0	0.0	0	0	0
Total	0	0	0.0	0	0	0

#### Los Angeles Rams

<b>FUMBLES</b>	<b>FUM</b>	<b>LOST</b>	<b>OWN-REC</b>	<b>YDS</b>	<b>TD</b>	<b>FORCED</b>	<b>OPP-REC</b>	<b>YDS</b>	<b>TD</b>	<b>OUT-BDS</b>
P.Cooper	1	0	1	0	0	0	0	0	0	0
R.Woods	1	1	0	0	0	0	0	0	0	0
A.Donald	0	0	0	0	0	1	0	0	0	0
M.Fox	0	0	0	0	0	1	0	0	0	0
Total	2	1	1	0	0	2	0	0	0	0

#### Jacksonville Jaguars

<b>FUMBLES</b>	<b>FUM</b>	<b>LOST</b>	<b>OWN-REC</b>	<b>YDS</b>	<b>TD</b>	<b>FORCED</b>	<b>OPP-REC</b>	<b>YDS</b>	<b>TD</b>	<b>OUT-BDS</b>
B.Bortles	2	0	0	0	0	0	0	0	0	0
P.Onameh	0	0	1	0	0	0	0	0	0	0
C.Robinson	0	0	1	0	0	0	0	0	0	0
T.Smith	0	0	0	0	0	1	0	0	0	0
A.Colvin	0	0	0	0	0	0	1	0	0	0
Total	2	0	2	0	0	1	1	0	0	0

Los Angeles Rams vs Jacksonville Jaguars  
10/15/2017 at EverBank Field

# Final Team Statistics

	Visitor Rams	Home Jaguars
<b>TOTAL FIRST DOWNS</b>	12	19
By Rushing	5	5
By Passing	7	12
By Penalty	0	2
<b>THIRD DOWN EFFICIENCY</b>	4-13-31%	4-15-27%
<b>FOURTH DOWN EFFICIENCY</b>	0-0-0%	1-1-100%
<b>TOTAL NET YARDS</b>	249	389
Total Offensive Plays (inc. times thrown passing)	56	66
Average gain per offensive play	4.4	5.9
<b>NET YARDS RUSHING</b>	142	169
Total Rushing Plays	32	26
Average gain per rushing play	4.4	6.5
Tackles for a loss-number and yards	4-10	5-10
<b>NET YARDS PASSING</b>	107	220
Times thrown - yards lost attempting to pass	3-17	5-21
Gross yards passing	124	241
<b>PASS ATTEMPTS-COMPLETIONS-HAD INTERCEPTED</b>	21-11-0	35-23-1
Avg gain per pass play (inc.# thrown passing)	4.5	5.5
<b>KICKOFFS Number-In End Zone-Touchbacks</b>	6-6-6	4-3-2
<b>PUNTS Number and Average</b>	7-46.0	8-34.3
Had Blocked	0	1
<b>FGs - PATs Had Blocked</b>	0-0	0-0
<b>Net Punting Average</b>	43.1	32.1
<b>TOTAL RETURN YARDAGE (Not Including Kickoffs)</b>	48	0
No. and Yards Punt Returns	3-17	1-0
No. and Yards Kickoff Returns	2-124	0-0
No. and Yards Interception Returns	1-31	0-0
<b>PENALTIES Number and Yards</b>	7-70	5-40
<b>FUMBLES Number and Lost</b>	2-1	2-0
<b>TOUCHDOWNS</b>	3	2
Rushing	0	1
Passing	1	1
Kickoff Returns	1	0
Other (Blocked Kicks, etc.)	1	0
<b>EXTRA POINTS Made-Attempts</b>	3-3	2-2
Kicking Made-Attempts	3-3	2-2
<b>FIELD GOALS Made-Attempts</b>	2-2	1-3
<b>RED ZONE EFFICIENCY</b>	1-2-50%	0-1-0%
<b>GOAL TO GO EFFICIENCY</b>	1-1-100%	0-0-0%
<b>SAFETIES</b>	0	0
<b>FINAL SCORE</b>	27	17
<b>TIME OF POSSESSION</b>	28:01	31:59

## Ball Possession And Drive Chart

### Los Angeles Rams

#	Time Recd	Time Lost	Time Poss	How Ball Obtained	Drive Began	# Play	Yds Gain	Yds Pen	Net Yds	1st Down	Last Scrm	How Given Up
1	15:00	14:46	0:14	Kickoff		0	0	0	0	0		Touchdown
2	14:35	12:45	1:50	Kickoff	LA 24	3	9	0	9	0	LA 33	Punt
3	10:23	8:54	1:29	Punt	JAX 45	4	8	0	8	0	JAX 37	Field Goal
4	6:51	5:14	1:37	Kickoff	LA 25	3	-9	0	-9	0	LA 16	Punt
5	3:38	0:22	3:16	Punt	LA 34	7	61	5	66	4	* JAX 4	Touchdown
6	12:39	11:14	1:25	Punt	LA 23	3	4	0	4	0	LA 27	Punt
7	9:26	6:50	2:36	Punt	LA 12	5	22	0	22	1	LA 34	Punt
8	5:46	3:56	1:50	Punt	LA 26	5	28	-5	23	1	LA 49	Punt
9	11:45	10:16	1:29	Punt	LA 11	3	43	-5	38	1	LA 29	Fumble
10	5:16	1:13	4:03	Kickoff	LA 25	8	28	0	28	2	JAX 47	Punt
11	11:55	9:58	1:57	Interception	JAX 45	3	0	-10	-10	0	LA 45	Punt
12	7:40	2:32	5:08	Punt	LA 32	12	57	0	57	3	* JAX 11	Field Goal
13	1:07	0:00	1:07	Missed FG	LA 44	2	-2	0	-2	0	LA 43	End of Game

(366) Average LA 30

### Jacksonville Jaguars

#	Time Recd	Time Lost	Time Poss	How Ball Obtained	Drive Began	# Play	Yds Gain	Yds Pen	Net Yds	1st Down	Last Scrm	How Given Up
1	14:46	14:35	0:11	Kickoff	JAX 25	1	75	0	75	1	JAX 25	Touchdown
2	12:45	10:23	2:22	Punt	JAX 20	4	9	0	9	1	JAX 29	Punt
3	8:54	6:51	2:03	Kickoff	JAX 25	4	75	0	75	4	LA 22	Touchdown
4	5:14	3:38	1:36	Punt	JAX 31	3	0	0	0	0	JAX 31	Punt
5	0:22	12:39	2:43	Kickoff	JAX 25	5	24	0	24	1	JAX 49	Punt
6	11:14	9:26	1:48	Punt	JAX 16	4	4	15	19	1	JAX 35	Punt
7	6:50	5:46	1:04	Punt	JAX 22	3	5	0	5	0	JAX 27	Punt
8	3:56	2:25	1:31	Punt	JAX 18	3	1	0	1	0	JAX 19	Blocked Punt
9	2:25	0:00	2:25	Kickoff	JAX 40	7	40	-16	24	2	LA 36	Missed FG
10	15:00	11:45	3:15	Kickoff	JAX 25	6	28	0	28	1	LA 47	Punt
11	10:16	5:16	5:00	Fumble	JAX 48	9	29	0	29	2	* LA 23	Field Goal
12	1:13	11:55	4:18	Punt	JAX 15	10	39	15	54	3	LA 31	Interception
13	9:58	7:40	2:18	Punt	JAX 19	3	16	-9	7	0	JAX 26	Punt
14	2:32	1:07	1:25	Kickoff	JAX 25	7	44	-5	39	3	LA 36	Missed FG

(354) Average JAX 25

\* inside opponent's 20

### Time of Possession by Quarter

	1st	2nd	3rd	4th	OT	Total
Visitor Los Angeles Rams	8:26	5:51	5:32	8:12		28:01
Home Jacksonville Jaguars	6:34	9:09	9:28	6:48		31:59

### Kickoff Drive No.-Start Average

Rams: 3 - LA 25      Jaguars: 6 - JAX 28

## Final Defensive Statistics

Los Angeles Rams	Regular Defensive Plays											Special Teams					Misc			
	TKL	AST	COMB	SK	/ YDS	TFL	Q	IN	PD	FF	FR	TKL	AST	FF	FR	BL	TKL	AST	FF	FR
M.Barron	6	2	8	1	2	1	1	0	0	0	0	0	0	0	0	0	0	0	0	0
C.Barwin	7	0	7	1	7	4	1	0	0	0	0	0	0	0	0	0	0	0	0	0
T.Johnson	6	0	6	0	0	0	0	0	0	0	0	0	0	0	0	0	0	0	0	0
K.Webster	6	0	6	0	0	0	0	0	0	0	0	0	0	0	0	0	0	0	0	0
M.Brockers	4	0	4	1	5	1	1	0	0	0	0	0	0	0	0	0	0	0	0	0
A.Ogletree	4	0	4	0	0	0	0	0	0	0	0	0	0	0	0	0	0	0	0	0
J.Johnson	2	1	3	0	0	1	0	0	1	0	0	0	0	0	0	0	0	0	0	0
A.Donald	2	0	2	1	4	0	3	0	0	1	0	0	0	0	0	0	0	0	0	0
M.Fox	2	0	2	1	3	0	1	0	0	1	0	0	0	0	0	0	0	0	0	0
R.Quinn	2	0	2	0	0	1	1	0	0	0	0	0	0	0	0	0	0	0	0	0
C.Littleton	2	0	2	0	0	0	0	0	0	0	0	0	0	0	1	0	0	0	0	0
S.Ebukam	2	0	2	0	0	0	0	0	0	0	0	0	0	0	0	0	0	0	0	0
T.Smart	1	1	2	0	0	0	0	0	0	0	0	0	0	0	0	0	0	0	0	0
Co.Davis	0	2	2	0	0	0	1	0	0	0	0	0	0	0	0	0	0	0	0	0
N.Robey	1	0	1	0	0	0	0	1	1	0	0	0	0	0	0	0	0	0	0	0
T.Walker	1	0	1	0	0	0	0	0	0	0	0	0	0	0	0	0	0	0	0	0
E.Westbrooks	1	0	1	0	0	0	0	0	0	0	0	0	0	0	0	0	0	0	0	0
M.Longacre	1	0	1	0	0	1	0	0	0	0	0	0	0	0	0	0	0	0	0	0
P.Cooper	0	0	0	0	0	0	0	0	0	0	0	0	0	1	0	0	0	0	0	0
<b>Total</b>	<b>50</b>	<b>6</b>	<b>56</b>	<b>5</b>	<b>21</b>	<b>9</b>	<b>9</b>	<b>1</b>	<b>2</b>	<b>2</b>	<b>0</b>	<b>0</b>	<b>0</b>	<b>0</b>	<b>1</b>	<b>1</b>	<b>0</b>	<b>0</b>	<b>0</b>	<b>0</b>

TKL = Tackle AST = Assist COMB = Combined QH=QB Hit IN = Interception PD = Pass Defense FF = Forced Fumble FR = Fumble Recovery

Jacksonville Jaguars	Regular Defensive Plays											Special Teams					Misc			
	TKL	AST	COMB	SK	/ YDS	TFL	QH	IN	PD	FF	FR	TKL	AST	FF	FR	BL	TKL	AST	FF	FR
T.Smith	8	0	8	1	1	2	1	0	0	1	0	0	0	0	0	0	0	0	0	0
M.Jack	5	1	6	0	0	1	0	0	0	0	0	0	0	0	0	0	0	0	0	0
C.Campbell	4	1	5	2	16	2	2	0	1	0	0	0	0	0	0	0	0	0	0	0
A.Bouye	4	0	4	0	0	0	0	0	1	0	0	0	0	0	0	0	0	0	0	0
M.Jackson	3	0	3	0	0	0	0	0	0	0	0	0	0	0	0	0	0	0	0	0
A.Jones	3	0	3	0	0	0	0	0	0	0	0	0	0	0	0	0	0	0	0	0
B.Church	2	1	3	0	0	0	0	0	1	0	0	0	0	0	0	0	0	0	0	0
T.Gipson	2	1	3	0	0	1	0	0	0	0	0	0	0	0	0	0	0	0	0	0
J.Ramsey	1	2	3	0	0	0	0	0	0	0	0	0	0	0	0	0	0	0	0	0
A.Colvin	2	0	2	0	0	1	0	0	0	0	1	0	0	0	0	0	0	0	0	0
Y.Ngakoue	1	0	1	0	0	0	2	0	0	0	0	0	0	0	0	0	0	0	0	0
E.Ankou	1	0	1	0	0	0	0	0	0	0	0	0	0	0	0	0	0	0	0	0
D.Smoot	1	0	1	0	0	0	0	0	0	0	0	0	0	0	0	0	0	0	0	0
P.Thompson	0	0	0	0	0	0	0	0	0	0	0	1	0	0	0	0	0	0	0	0
A.Benn	0	0	0	0	0	0	0	0	0	0	0	1	0	0	0	0	0	0	0	0
B.Brown	0	0	0	0	0	0	0	0	0	0	0	1	0	0	0	0	0	0	0	0
L.Pitts	0	0	0	0	0	0	0	0	0	0	0	1	0	0	0	0	0	0	0	0
M.Lee	0	0	0	0	0	0	0	0	0	0	0	0	0	0	0	0	1	0	0	0
P.Omameh	0	0	0	0	0	0	0	0	0	0	0	0	0	0	0	0	0	0	0	1
C.Robinson	0	0	0	0	0	0	0	0	0	0	0	0	0	0	0	0	0	0	0	1
<b>Total</b>	<b>37</b>	<b>6</b>	<b>43</b>	<b>3</b>	<b>17</b>	<b>7</b>	<b>5</b>	<b>0</b>	<b>3</b>	<b>1</b>	<b>1</b>	<b>4</b>	<b>0</b>	<b>0</b>	<b>0</b>	<b>0</b>	<b>1</b>	<b>0</b>	<b>0</b>	<b>2</b>





## Play By Play

## First Quarter

10/15/2017

JAX wins the coin toss and elects to defer. LA elects to Receive, and JAX elects to defend the south goal.

**J.Myers kicks 68 yards from JAX 35 to LA -3. P.Cooper for 103 yards, TOUCHDOWN.**

## Los Angeles Rams at 15:00

G.Zuerlein extra point is GOOD, Center-J.McQuaide, Holder-J.Hekker.

**LA 7 JAX 0, 0 plays, 100 yards, 0:14 drive, 0:14 elapsed**

G.Zuerlein kicks 65 yards from LA 35 to end zone, Touchback.

## Jacksonville Jaguars at 14:46

1-10-JAX 25 (14:46) **L.Fournette up the middle for 75 yards, TOUCHDOWN.**

R1

J.Myers extra point is GOOD, Center-M.Overton, Holder-B.Nortman.

**LA 7 JAX 7, 1 plays, 75 yards, 0:11 drive, 0:25 elapsed**

J.Myers kicks 62 yards from JAX 35 to LA 3. P.Cooper ran ob at LA 24 for 21 yards (P.Thompson).

## Los Angeles Rams at 14:35, (1st play from scrimmage 14:31)

1-10-LA 24 (14:31) T.Gurley up the middle to LA 31 for 7 yards (T.Smith).

2-3-LA 31 (13:55) T.Gurley up the middle to LA 33 for 2 yards (M.Jackson).

3-1-LA 33 (13:31) T.Gurley up the middle to LA 33 for no gain (M.Jackson).

4-1-LA 33 (13:31) J.Hekker punts 67 yards to end zone, Center-J.McQuaide, Touchback.

## Jacksonville Jaguars at 12:45

1-10-JAX 20 (12:45) B.Bortles pass short right to M.Lee ran ob at JAX 31 for 11 yards (T.Johnson).

P2

1-10-JAX 31 (12:16) L.Fournette up the middle to JAX 35 for 4 yards (A.Ogletree).

2-6-JAX 35 (11:35) L.Fournette right end ran ob at JAX 36 for 1 yard (A.Ogletree).

3-5-JAX 36 (11:00) (Shotgun) B.Bortles sacked at JAX 29 for -7 yards (C.Barwin).

4-12-JAX 29 (10:30) B.Nortman punts 16 yards to JAX 45, Center-M.Overton, out of bounds.

## Los Angeles Rams at 10:23

1-10-JAX 45 (10:23) J.Goff pass short right to R.Woods to JAX 42 for 3 yards (A.Bouye).

2-7-JAX 42 (9:45) T.Gurley up the middle to JAX 37 for 5 yards (A.Jones).

3-2-JAX 37 (9:05) (Shotgun) J.Goff pass incomplete short left to S.Watkins.

4-2-JAX 37 (8:59) **G.Zuerlein 56 yard field goal is GOOD, Center-J.McQuaide, Holder-J.Hekker.**

**LA 10 JAX 7, 4 plays, 8 yards, 1:29 drive, 6:06 elapsed**

G.Zuerlein kicks 65 yards from LA 35 to end zone, Touchback.

## Jacksonville Jaguars at 8:54

1-10-JAX 25 (8:54) B.Bortles pass deep middle to A.Hurns to JAX 43 for 18 yards (K.Webster).

P3

1-10-JAX 43 (8:22) M.Lee left end ran ob at LA 40 for 17 yards (C.Littleton).

R4

1-10-LA 40 (7:45) (Shotgun) L.Fournette up the middle to LA 22 for 18 yards (A.Ogletree).

R5

1-10-LA 22 (7:00) **B.Bortles pass short right to C.Ivory for 22 yards, TOUCHDOWN.**

P6

J.Myers extra point is GOOD, Center-M.Overton, Holder-B.Nortman.

**LA 10 JAX 14, 4 plays, 75 yards, 2:03 drive, 8:09 elapsed**

J.Myers kicks 65 yards from JAX 35 to end zone, Touchback.

## Los Angeles Rams at 6:51

1-10-LA 25 (6:51) J.Goff pass short right to T.Higbee to LA 25 for no gain (A.Colvin).

2-10-LA 25 (6:05) (Shotgun) J.Goff pass incomplete short right to T.Higbee [Y.Ngakoue].

3-10-LA 25 (6:01) (Shotgun) J.Goff sacked at LA 16 for -9 yards (C.Campbell).

4-19-LA 16 (5:26) J.Hekker punts 53 yards to JAX 31, Center-J.McQuaide, downed by LA-C.Littleton.

## Jacksonville Jaguars at 5:14

1-10-JAX 31 (5:14) L.Fournette up the middle to JAX 29 for -2 yards (R.Quinn).

2-12-JAX 29 (4:32) (Shotgun) B.Bortles pass incomplete deep left to M.Lee.

3-12-JAX 29 (4:26) (Shotgun) B.Bortles pass short left to C.Ivory to JAX 31 for 2 yards (M.Barron).

4-10-JAX 31 (3:50) B.Nortman punts 47 yards to LA 22, Center-M.Overton. P.Cooper to LA 34 for 12 yards (A.Benn).

## Los Angeles Rams at 3:38

1-10-LA 34 (3:38) *PENALTY on JAX, Defensive 12 On-field, 5 yards, enforced at LA 34 - No Play.*

1-5-LA 39 (3:38) J.Goff pass short middle to R.Woods to JAX 39 for 22 yards (A.Bouye).

P1



**Los Angeles Rams vs Jacksonville Jaguars at EverBank Field**

- 1-10-JAX 39 (2:59) J.Goff pass short left to S.Watkins to JAX 28 for 11 yards (A.Bouye). P2
- 1-10-JAX 28 (2:29) (No Huddle) J.Goff scrambles up the middle to JAX 23 for 5 yards (M.Jack).
- 2-5-JAX 23 (1:55) J.Goff pass incomplete short right to C.Kupp (B.Church).  
Timeout #1 by LA at 01:51.
- 3-5-JAX 23 (1:51) (Shotgun) J.Goff pass short middle to C.Kupp to JAX 10 for 13 yards (T.Gipson). P3
- 1-10-JAX 10 (1:10) T.Gurley right end to JAX 4 for 6 yards (T.Smith).
- 2-4-JAX 4 (:28) (Shotgun) J.Goff pass short middle to G.Everett for 4 yards, **TOUCHDOWN**. P4  
**The Replay Official reviewed the runner was not down by contact ruling, and the play was Upheld. The ruling on the field was confirmed.**  
G.Zuerlein extra point is GOOD, Center-J.McQuaide, Holder-J.Hekker.

<b>LA 17 JAX 14, 7 plays, 66 yards, 1 penalty, 3:16 drive, 14:38 elapsed</b>
--

G.Zuerlein kicks 65 yards from LA 35 to end zone, Touchback.

**Jacksonville Jaguars at 0:22, (1st play from scrimmage 0:18)**

- 1-10-JAX 25 (:18) L.Fournette left end to JAX 29 for 4 yards (K.Webster).

**END OF QUARTER**

	Score	Time Poss	First Downs				Efficiencies	
			R	P	X	T	3 Down	4 Down
Los Angeles Rams	17	8:26	0	4	0	4	1/4	0/0
Jacksonville Jaguars	14	6:34	3	3	0	6	0/2	0/0

## Play By Play

## Second Quarter

10/15/2017

Jacksonville Jaguars continued.

- 2-6-JAX 29 (15:00) B.Bortles pass short right to M.Lee to 50 for 21 yards (T.Johnson). P7
- 1-10-50 (14:20) L.Fournette left end to JAX 47 for -3 yards (C.Barwin).
- 2-13-JAX 47 (13:37) (Shotgun) B.Bortles pass short right to L.Fournette to JAX 49 for 2 yards (M.Fox).
- 3-11-JAX 49 (12:51) (Shotgun) B.Bortles pass incomplete short middle to K.Cole [Co.Davis].
- 4-11-JAX 49 (12:47) B.Nortman punts 28 yards to LA 23, Center-M.Overton, out of bounds.

## Los Angeles Rams at 12:39

- 1-10-LA 23 (12:39) T.Austin left end to LA 29 for 6 yards (A.Bouye).
- 2-4-LA 29 (12:09) T.Gurley up the middle to LA 27 for -2 yards (T.Smith).
- 3-6-LA 27 (11:28) (Shotgun) J.Goff pass incomplete short middle to G.Everett (C.Campbell) [Y.Ngakoue].
- 4-6-LA 27 (11:22) J.Hekker punts 57 yards to JAX 16, Center-J.McQuaide. M.McCaffrey ran ob at JAX 16 for no gain.

## Jacksonville Jaguars at 11:14

- 1-10-JAX 16 (11:14) B.Bortles pass short middle to L.Fournette to JAX 22 for 6 yards (T.Walker).  
*PENALTY on LA-T.Walker, Face Mask (15 Yards), 15 yards, enforced at JAX 22.* X8
- 1-10-JAX 37 (10:50) (Shotgun) L.Fournette right end ran ob at JAX 34 for -3 yards (J.Johnson).
- 2-13-JAX 34 (10:16) L.Fournette up the middle to JAX 35 for 1 yard (M.Brockers).
- 3-12-JAX 35 (9:37) (Shotgun) B.Bortles pass incomplete short left to M.Lee.
- 4-12-JAX 35 (9:34) B.Nortman punts 53 yards to LA 12, Center-M.Overton, out of bounds.

## Los Angeles Rams at 9:26

- 1-10-LA 12 (9:26) J.Goff pass short left to T.Gurley to LA 16 for 4 yards (T.Smith).
- 2-6-LA 16 (8:45) T.Gurley up the middle to LA 25 for 9 yards (C.Campbell). R5
- 1-10-LA 25 (8:06) J.Goff pass incomplete deep right to T.Higbee.
- 2-10-LA 25 (8:00) T.Gurley up the middle to LA 34 for 9 yards (M.Jack; T.Gipson).
- 3-1-LA 34 (7:39) (No Huddle, Shotgun) T.Gurley up the middle to LA 34 for no gain (C.Campbell).
- 4-1-LA 34 (6:58) J.Hekker punts 44 yards to JAX 22, Center-J.McQuaide, fair catch by M.McCaffrey.

## Jacksonville Jaguars at 6:50

- 1-10-JAX 22 (6:50) B.Bortles pass incomplete short middle to M.Lewis (J.Johnson).
- 2-10-JAX 22 (6:45) (Shotgun) B.Bortles pass short right to A.Hurns to JAX 27 for 5 yards (T.Johnson).
- 3-5-JAX 27 (6:04) (Shotgun) B.Bortles pass incomplete short middle to M.Lee [A.Donald].
- 4-5-JAX 27 (5:58) B.Nortman punts 52 yards to LA 21, Center-M.Overton. P.Cooper ran ob at LA 26 for 5 yards (B.Brown).

## Los Angeles Rams at 5:46

- 1-10-LA 26 (5:46) T.Gurley up the middle to LA 34 for 8 yards (M.Jack).
- 2-2-LA 34 (5:05) T.Gurley up the middle to LA 48 for 14 yards (Y.Ngakoue). R6
- 1-10-LA 48 (4:40) J.Goff scrambles up the middle to JAX 46 for 6 yards.
- 2-4-JAX 46 (4:12) J.Goff pass incomplete short middle to R.Woods.
- 3-4-JAX 46 (4:08) (No Huddle, Shotgun) J.Goff pass incomplete short right to G.Everett.
- 4-4-JAX 46 (4:04) (*Punt formation*) *PENALTY on LA-J.Hekker, Delay of Game, 5 yards, enforced at JAX 46 - No Play.*
- 4-9-LA 49 (4:04) J.Hekker punts 33 yards to JAX 18, Center-J.McQuaide, fair catch by M.McCaffrey.

## Jacksonville Jaguars at 3:56

- 1-10-JAX 18 (3:56) B.Bortles sacked at JAX 16 for -2 yards (M.Barron).
- 2-12-JAX 16 (3:18) L.Fournette left end to JAX 19 for 3 yards (M.Barron).
- 3-9-JAX 19 (2:36) (Shotgun) B.Bortles pass incomplete short left to M.Lee [R.Quinn].
- 4-9-JAX 19 (2:32) **B.Nortman punt is BLOCKED by C.Littleton, Center-M.Overton, RECOVERED by LA-M.Brown at JAX 8. M.Brown for 8 yards, TOUCHDOWN.**

## Los Angeles Rams at 2:25

G.Zuerlein extra point is GOOD, Center-J.McQuaide, Holder-J.Hekker.  
Timeout #2 by LA at 02:25.

LA 24 JAX 14, 0 plays, 8 yards, 0:00 drive , 12:35 elapsed

G.Zuerlein kicks 65 yards from LA 35 to end zone, Touchback.

*PENALTY on LA-B.Hager, Unnecessary Roughness, 15 yards, enforced at JAX 25.*

## Jacksonville Jaguars at 2:25

**Los Angeles Rams vs Jacksonville Jaguars at EverBank Field**

1-10-JAX 40 (2:25) (Shotgun) B.Bortles pass short left to C.Ivory to JAX 43 for 3 yards (C.Barwin).

Two-Minute Warning

2-7-JAX 43 (2:00) (Shotgun) B.Bortles pass short middle to C.Ivory to LA 49 for 8 yards (T.Johnson) [A.Donald].

P9

1-10-LA 49 (1:37) (No Huddle, Shotgun) B.Bortles pass short left to K.Cole to LA 42 for 7 yards (K.Webster).

2-3-LA 42 (1:19) (Shotgun) B.Bortles pass incomplete short middle to C.Ivory.

*PENALTY on JAX-C.Robinson, Face Mask (15 Yards), 16 yards, enforced at LA 42 - No Play.*

2-19-JAX 42 (1:14) (Shotgun) B.Bortles pass short middle to C.Ivory to JAX 49 for 7 yards (A.Ogletree).

3-12-JAX 49 (:54) (No Huddle, Shotgun) B.Bortles pass short middle to C.Ivory to LA 45 for 6 yards (M.Barron).

Timeout #1 by JAX at 00:09.

4-6-LA 45 (:09) (Shotgun) B.Bortles pass short middle to J.O'Shaughnessy to LA 36 for 9 yards (N.Robey).

P10

Timeout #2 by JAX at 00:03.

1-10-LA 36 (:02) J.Myers 54 yard field goal is No Good, Wide Left, Center-M.Overton, Holder-B.Nortman.

**END OF QUARTER**

	<b>Score</b>	<b>Time Poss</b>	<b>First Downs</b>				<b>Efficiencies</b>	
			<b>R</b>	<b>P</b>	<b>X</b>	<b>T</b>	<b>3 Down</b>	<b>4 Down</b>
<b>Los Angeles Rams</b>	<b>24</b>	<b>5:51</b>	<b>2</b>	<b>0</b>	<b>0</b>	<b>2</b>	<b>0/3</b>	<b>0/0</b>
<b>Jacksonville Jaguars</b>	<b>14</b>	<b>9:09</b>	<b>0</b>	<b>3</b>	<b>1</b>	<b>4</b>	<b>0/5</b>	<b>1/1</b>

# Third Quarter

10/15/2017

## Play By Play

JAX elects to Receive, and LA elects to defend the South goal.

G.Zuerlein kicks 65 yards from LA 35 to end zone, Touchback.

### Jacksonville Jaguars at 15:00

- 1-10-JAX 25 (15:00) L.Fournette up the middle to JAX 29 for 4 yards (J.Johnson).
- 2-6-JAX 29 (14:33) L.Fournette up the middle to JAX 32 for 3 yards (M.Brockers).
- 3-3-JAX 32 (13:56) (Shotgun) B.Bortles scrambles left end to JAX 49 for 17 yards. R11
- 1-10-JAX 49 (13:16) (Shotgun) L.Fournette up the middle to 50 for 1 yard (A.Donald).
- 2-9-50 (12:40) L.Fournette up the middle to LA 47 for 3 yards (T.Smart; M.Barron).
- 3-6-LA 47 (11:58) (Shotgun) B.Bortles pass incomplete short right to M.Lee.
- 4-6-LA 47 (11:53) B.Nortman punts 36 yards to LA 11, Center-M.Overton, fair catch by P.Cooper.

### Los Angeles Rams at 11:45

- 1-10-LA 11 (11:45) T.Gurley up the middle to LA 11 for no gain (T.Gipson).  
*PENALTY on LA-R.Woods, Illegal Block Above the Waist, 5 yards, enforced at LA 11 - No Play.*
- 1-15-LA 6 (11:22) M.Brown up the middle to LA 14 for 8 yards (B.Church; J.Ramsey).
- 2-7-LA 14 (10:55) (No Huddle) J.Goff pass short right to R.Woods ran ob at LA 29 for 15 yards. P7
- 1-10-LA 29 (10:24) J.Goff pass deep middle to R.Woods to LA 49 for 20 yards (T.Smith).  
Jacksonville challenged the runner was down by contact ruling, and the play was REVERSED.  
J.Goff pass deep middle to R.Woods to LA 49 for 20 yards (T.Smith). FUMBLES (T.Smith), RECOVERED by JAX-A.Colvin at JAX 48.

### Jacksonville Jaguars at 10:16

- 1-10-JAX 48 (10:16) (Shotgun) L.Fournette up the middle to LA 46 for 6 yards (M.Brockers).
- 2-4-LA 46 (9:44) L.Fournette up the middle to LA 42 for 4 yards (M.Barron). R12
- 1-10-LA 42 (8:59) L.Fournette left end to LA 37 for 5 yards (E.Westbrooks).
- 2-5-LA 37 (8:21) L.Fournette left end to LA 38 for -1 yards (C.Barwin).
- 3-6-LA 38 (7:40) (Shotgun) B.Bortles pass short left to M.Lee to LA 23 for 15 yards (K.Webster). P13  
*Penalty on LA-R.Quinn, Defensive Offside, declined.*
- 1-10-LA 23 (7:18) C.Ivory up the middle to LA 21 for 2 yards (C.Littleton).
- 2-8-LA 21 (6:34) B.Bortles scrambles right end ran ob at LA 19 for 2 yards (S.Ebukam).
- 3-6-LA 19 (6:01) (Shotgun) B.Bortles sacked at LA 24 for -5 yards (A.Donald). FUMBLES (A.Donald) [A.Donald], recovered by JAX-P.Omameh at LA 23.  
P.Omameh to LA 23 for no gain (C.Barwin).
- 4-10-LA 23 (5:23) J.Myers 41 yard field goal is No Good, Wide Left, Center-M.Overton, Holder-B.Nortman.  
*PENALTY on LA-T.Walker, Illegal Formation, 5 yards, enforced at LA 23 - No Play.*
- 4-5-LA 18 (5:20) (Field Goal formation) J.Myers 36 yard field goal is GOOD, NULLIFIED by Penalty, Center-M.Overton, Holder-B.Nortman.  
*PENALTY on JAX-A.Jones, False Start, 5 yards, enforced at LA 18 - No Play.*
- 4-10-LA 23 (5:20) **J.Myers 41 yard field goal is GOOD, Center-M.Overton, Holder-B.Nortman.**

**LA 24 JAX 17, 9 plays, 29 yards, 1 penalty, 5:00 drive, 9:44 elapsed**

J.Myers kicks 65 yards from JAX 35 to end zone, Touchback.

### Los Angeles Rams at 5:16

- 1-10-LA 25 (5:16) T.Gurley right end to LA 31 for 6 yards (A.Jones).
- 2-4-LA 31 (4:47) T.Gurley up the middle to LA 42 for 11 yards (C.Campbell; J.Ramsey). R8
- 1-10-LA 42 (4:14) J.Goff pass incomplete deep middle to S.Watkins.
- 2-10-LA 42 (4:07) M.Brown up the middle to LA 44 for 2 yards (M.Jackson).
- 3-8-LA 44 (3:28) (No Huddle, Shotgun) J.Goff pass short right to R.Woods to JAX 46 for 10 yards (J.Ramsey). P9
- 1-10-JAX 46 (2:51) (No Huddle) T.Gurley up the middle to JAX 40 for 6 yards (M.Jack).
- 2-4-JAX 40 (2:15) (No Huddle, Shotgun) J.Goff sacked at JAX 47 for -7 yards (C.Campbell).
- 3-11-JAX 47 (1:30) (Shotgun) J.Goff pass incomplete deep middle to S.Watkins (A.Bouye).
- 4-11-JAX 47 (1:22) J.Hekker punts 32 yards to JAX 15, Center-J.McQuaide, downed by LA-T.Higbee.

### Jacksonville Jaguars at 1:13

- 1-10-JAX 15 (1:13) L.Fournette up the middle to JAX 23 for 8 yards (J.Johnson; Co.Davis).
- 2-2-JAX 23 (:36) B.Bortles pass incomplete short right to T.Bohanon.
- 3-2-JAX 23 (:32) (Shotgun) B.Bortles pass short right to A.Hurns to JAX 37 for 14 yards (C.Barwin). P14

Los Angeles Rams vs Jacksonville Jaguars at EverBank Field

END OF QUARTER

	Time	First Downs				Efficiencies		
Score	Poss	R	P	X	T	3 Down	4 Down	
Los Angeles Rams	24	5:32	1	2	0	3	1/2	0/0
Jacksonville Jaguars	17	9:28	2	2	0	4	3/5	0/0

## Fourth Quarter

10/15/2017

## Play By Play

Jacksonville Jaguars continued.

<u>1-10-JAX 37</u>	(15:00) B.Bortles pass incomplete short middle to T.Bohanon.	
2-10-JAX 37	(14:56) L.Fournette up the middle to JAX 36 for -1 yards (R.Quinn).	
	<i>PENALTY on LA-R.Quinn, Unnecessary Roughness, 15 yards, enforced at JAX 36.</i>	X15
<u>1-10-LA 49</u>	(14:38) (Shotgun) C.Ivory up the middle to LA 48 for 1 yard (T.Smart).	
2-9-LA 48	(14:02) B.Bortles pass deep left to M.Lee to LA 28 for 20 yards (T.Johnson). LA-K.Webster was injured during the play.	P16
<u>1-10-LA 28</u>	(13:27) (Shotgun) L.Fournette up the middle to LA 28 for no gain (S.Ebukam).	
2-10-LA 28	(12:48) (Shotgun) B.Bortles sacked at LA 32 for -4 yards (M.Fox). FUMBLES (M.Fox) [M.Fox], recovered by JAX-C.Robinson at LA 31. C.Robinson to LA 31 for no gain (M.Longacre).	
3-13-LA 31	(12:07) (Shotgun) B.Bortles pass short right intended for M.Lewis INTERCEPTED by N.Robey at LA 24. N.Robey ran ob at JAX 45 for 31 yards (M.Lee).	

## Los Angeles Rams at 11:55

1-10-JAX 45	(11:55) T.Gurley left end pushed ob at JAX 35 for 10 yards (J.Ramsey).	
	<i>PENALTY on LA-G.Everett, Offensive Holding, 10 yards, enforced at JAX 45 - No Play.</i>	
1-20-LA 45	(11:33) T.Gurley up the middle to JAX 49 for 6 yards (T.Smith).	
2-14-JAX 49	(10:54) T.Austin left end to LA 45 for -6 yards (A.Colvin).	
3-20-LA 45	(10:13) (Shotgun) J.Goff pass incomplete deep middle to R.Woods.	
4-20-LA 45	(10:08) J.Hekker punts 36 yards to JAX 19, Center-J.McQuaide, fair catch by M.McCaffrey.	

## Jacksonville Jaguars at 9:58

1-10-JAX 19	(9:58) L.Fournette left end to JAX 19 for no gain (T.Johnson).	
	<i>PENALTY on JAX-C.Robinson, Offensive Holding, 9 yards, enforced at JAX 19 - No Play.</i>	
1-19-JAX 10	(9:39) (Shotgun) B.Bortles sacked at JAX 5 for -5 yards (M.Brockers).	
2-24-JAX 5	(9:02) (Shotgun) B.Bortles pass deep middle to B.Koyack to JAX 26 for 21 yards (C.Barwin).	
3-3-JAX 26	(8:23) (Shotgun) B.Bortles pass short right to C.Ivory to JAX 26 for no gain (K.Webster).	
4-3-JAX 26	(7:51) B.Nortman punts 41 yards to LA 33, Center-M.Overton. P.Cooper MUFFS catch, and recovers at LA 32. P.Cooper to LA 32 for no gain (L.Pitts).	

## Los Angeles Rams at 7:40

1-10-LA 32	(7:40) T.Gurley up the middle to LA 36 for 4 yards (E.Ankou).	
2-6-LA 36	(7:11) (No Huddle) T.Gurley up the middle to LA 42 for 6 yards (B.Church).	R10
<u>1-10-LA 42</u>	(6:30) (No Huddle) J.Goff sacked at LA 41 for -1 yards (T.Smith).	
2-11-LA 41	(5:51) T.Gurley right end to LA 46 for 5 yards (D.Smoot).	
3-6-LA 46	(5:11) (Shotgun) J.Goff pass short middle to C.Kupp to JAX 32 for 22 yards (B.Church).	P11
<u>1-10-JAX 32</u>	(4:22) M.Brown left end to JAX 25 for 7 yards (M.Jack).	
2-3-JAX 25	(3:42) T.Gurley up the middle to JAX 26 for -1 yards (T.Gipson).	
	Timeout #1 by JAX at 03:38.	
3-4-JAX 26	(3:38) T.Gurley right end ran ob at JAX 17 for 9 yards.	R12
<u>1-10-JAX 17</u>	(3:32) T.Gurley up the middle to JAX 14 for 3 yards (T.Smith).	
	Timeout #2 by JAX at 03:27.	
2-7-JAX 14	(3:27) T.Gurley up the middle to JAX 10 for 4 yards (A.Jones).	
	Timeout #3 by JAX at 03:22.	
3-3-JAX 10	(3:22) T.Gurley left end to JAX 11 for -1 yards (M.Jack).	
	Timeout #1 by LA at 02:36.	
4-4-JAX 11	<b>(2:36) G.Zuerlein 29 yard field goal is GOOD, Center-J.McQuaide, Holder-J.Hekker.</b>	

<b>LA 27 JAX 17, 12 plays, 57 yards, 5:08 drive, 12:28 elapsed</b>
--

G.Zuerlein kicks 65 yards from LA 35 to end zone, Touchback.

## Jacksonville Jaguars at 2:32

1-10-JAX 25	(2:32) (Shotgun) B.Bortles pass short middle to C.Ivory to JAX 39 for 14 yards (Co.Davis; M.Barron).	P17
<u>1-10-JAX 39</u>	(2:11) (No Huddle, Shotgun) B.Bortles scrambles left end ran ob at LA 46 for 15 yards (M.Barron).	
	<i>PENALTY on JAX-M.Lee, Illegal Motion, 5 yards, enforced at JAX 39 - No Play.</i>	
1-15-JAX 34	(2:03) (Shotgun) B.Bortles pass incomplete short left to C.Ivory.	

Two-Minute Warning

2-15-JAX 34	(1:58) (Shotgun) B.Bortles pass incomplete short right to J.O'Shaughnessy.	
-------------	--	--

**Los Angeles Rams vs Jacksonville Jaguars at EverBank Field**

3-15-JAX 34 (1:54) (Shotgun) B.Bortles pass short right to M.Lee to 50 for 16 yards (T.Johnson). P18

1-10-50 (1:14) (No Huddle, Shotgun) B.Bortles pass short left to C.Ivory to LA 38 for 12 yards (M.Barron). P19

1-10-LA 38 (1:12) (No Huddle, Shotgun) B.Bortles pass short left to J.O'Shaughnessy to LA 36 for 2 yards (K.Webster).  
Timeout #2 by LA at 01:12.

2-8-LA 36 (1:12) J.Myers 54 yard field goal is No Good, Wide Left, Center-M.Overton, Holder-B.Nortman.

**Los Angeles Rams at 1:07**

1-10-LA 44 (1:07) J.Goff kneels to LA 43 for -1 yards.

2-11-LA 43 (:38) J.Goff kneels to LA 42 for -1 yards.

**END OF QUARTER**

		<b>Time</b>	<b>First Downs</b>				<b>Efficiencies</b>	
	<b>Score</b>	<b>Poss</b>	<b>R</b>	<b>P</b>	<b>X</b>	<b>T</b>	<b>3 Down</b>	<b>4 Down</b>
<b>Los Angeles Rams</b>	27	8:12	2	1	0	3	2/4	0/0
<b>Jacksonville Jaguars</b>	17	6:48	0	4	1	5	1/3	0/0

# Miscellaneous Statistics Report

Los Angeles Rams vs Jacksonville Jaguars  
10/15/2017 at EverBank Field

## Ten Longest Plays for Los Angeles Rams

Yards	Qtr	Play Start	Play Description
22	1	1-5-LA 39	(3:38) J.Goff pass short middle to R.Woods to JAX 39 for 22 yards (A.Bouye).
22	4	3-6-LA 46	(5:11) (Shotgun) J.Goff pass short middle to C.Kupp to JAX 32 for 22 yards (B.Church).
15	3	2-7-LA 14	(10:55) (No Huddle) J.Goff pass short right to R.Woods ran ob at LA 29 for 15 yards.
14	2	2-2-LA 34	(5:05) T.Gurley up the middle to LA 48 for 14 yards (Y.Ngakoue).
13	1	3-5-JAX 23	(1:51) (Shotgun) J.Goff pass short middle to C.Kupp to JAX 10 for 13 yards (T.Gipson).
11	1	1-10-JAX 39	(2:59) J.Goff pass short left to S.Watkins to JAX 28 for 11 yards (A.Bouye).
11	3	2-4-LA 31	(4:47) T.Gurley up the middle to LA 42 for 11 yards (C.Campbell; J.Ramsey).
10	3	3-8-LA 44	(3:28) (No Huddle, Shotgun) J.Goff pass short right to R.Woods to JAX 46 for 10 yards (J.Ramsey).
9	2	2-6-LA 16	(8:45) T.Gurley up the middle to LA 25 for 9 yards (C.Campbell).
9	2	2-10-LA 25	(8:00) T.Gurley up the middle to LA 34 for 9 yards (M.Jack; T.Gipson).

## Ten Longest Plays for Jacksonville Jaguars

Yards	Qtr	Play Start	Play Description
75	1	1-10-JAX 25	(14:46) L.Fournette up the middle for 75 yards, TOUCHDOWN.
22	1	1-10-LA 22	(7:00) B.Bortles pass short right to C.Ivory for 22 yards, TOUCHDOWN.
21	2	2-6-JAX 29	(15:00) B.Bortles pass short right to M.Lee to 50 for 21 yards (T.Johnson).
21	2	1-10-JAX 16	(11:14) B.Bortles pass short middle to L.Fournette to JAX 22 for 6 yards (T.Walker).
21	4	2-24-JAX 5	(9:02) (Shotgun) B.Bortles pass deep middle to B.Koyack to JAX 26 for 21 yards (C.Barwin).
20	4	2-9-LA 48	(14:02) B.Bortles pass deep left to M.Lee to LA 28 for 20 yards (T.Johnson). LA-K.Webster was injured during the play.
18	1	1-10-JAX 25	(8:54) B.Bortles pass deep middle to A.Hurns to JAX 43 for 18 yards (K.Webster).
18	1	1-10-LA 40	(7:45) (Shotgun) L.Fournette up the middle to LA 22 for 18 yards (A.Ogletree).
17	1	1-10-JAX 43	(8:22) M.Lee left end ran ob at LA 40 for 17 yards (C.Littleton).
17	3	3-3-JAX 32	(13:56) (Shotgun) B.Bortles scrambles left end to JAX 49 for 17 yards.

## Touchdown Scoring Information

		Offense	Defense	Special Teams
<b>VISITOR</b>	Los Angeles Rams	1	0	2
<b>HOME</b>	Jacksonville Jaguars	2	0	0

## Player Scoring Information

Club	Player	TD	Rush TD	Rec TD	KO TD	Punt TD	Int TD	Fum TD	Misc TD	FG	XP	2Pt Rush	2Pt Rec	Sfty	Points
LA	G.Zuerlein	0	0	0	0	0	0	0	0	2	3	0	0	0	9
LA	G.Everett	0	0	1	0	0	0	0	0	0	0	0	0	0	6
LA	P.Cooper	0	0	0	1	0	0	0	0	0	0	0	0	0	6
LA	M.Brown	0	0	0	0	0	0	0	1	0	0	0	0	0	6
JAX	L.Fournette	0	1	0	0	0	0	0	0	0	0	0	0	0	6
JAX	C.Ivory	0	0	1	0	0	0	0	0	0	0	0	0	0	6
JAX	J.Myers	0	0	0	0	0	0	0	0	1	2	0	0	0	5

## Possession Detail

	First Half		Second Half		Game	
	Visitor	Home	Visitor	Home	Visitor	Home
Largest Lead	10	4	10	0	10	4
Drives Leading	4	1	5	0	9	1
Time of Possession Leading	6:05	1:36	13:44	0:00	19:49	1:36
Largest Deficit	-4	-10	0	-10	-4	-10
Drives Trailing	2	7	0	5	2	12
Time of Possession Trailing	4:53	11:45	0:00	16:16	4:53	28:01
Times Score Tied Up		1		0		1
Lead Changes		4		0		4



# Playtime Percentage

*Percent of playtime per player on offense, defense and special teams*

Los Angeles Rams					Jacksonville Jaguars				
		Offense	Defense	Special Teams			Offense	Defense	Special Teams
A Whitworth	T	59 100%		5 14%	J Parnell	T	69 100%		6 17%
R Saffold	G	59 100%		5 14%	P Omameh	G	69 100%		6 17%
J Brown	G	59 100%		5 14%	T Shatley	C	69 100%		6 17%
J Goff	QB	59 100%			A Cann	G	69 100%		6 17%
J Sullivan	C	59 100%			B Bortles	QB	69 100%		
R Havenstein	T	58 98%		5 14%	C Robinson	T	69 100%		
R Woods	WR	52 88%			A Hurns	WR	56 81%		
T Gurley	RB	49 83%			M Lee	WR	55 80%		
S Watkins	WR	48 81%			M Lewis	TE	52 75%		6 17%
T Higbee	TE	46 78%		8 22%	K Cole	WR	41 59%		7 19%
C Kupp	WR	36 61%			L Fournette	RB	41 59%		
G Everett	TE	18 31%		1 3%	C Ivory	RB	28 41%		
D Carrier	TE	13 22%		12 33%	T Bohanon	FB	22 32%		6 17%
M Brown	RB	12 20%		24 67%	B Koyack	TE	19 28%		
T Austin	WR	9 15%			J O'Shaughnessy	TE	18 26%		21 58%
J Reynolds	WR	6 10%		8 22%	A Benn	WR	8 12%		21 58%
P Cooper	WR	4 7%		20 56%	M McCaffrey	WR	3 4%		7 19%
M Thomas	WR	2 3%		22 61%	C Grant	RB	2 3%		21 58%
D Williams	T	1 2%		5 14%	T Smith	LB		59 100%	9 25%
J Johnson	SS		69 100%	12 33%	M Jack	LB		59 100%	9 25%
A Ogletree	LB		69 100%	6 17%	A Bouye	CB		59 100%	9 25%
M Barron	LB		69 100%		T Gipson	FS		59 100%	9 25%
T Johnson	CB		67 97%		B Church	SS		59 100%	9 25%
K Webster	CB		64 93%		J Ramsey	CB		59 100%	5 14%
A Donald	DT		61 88%	7 19%	C Campbell	DE		49 83%	16 44%
C Barwin	LB		51 74%	7 19%	Y Ngakoué	DE		48 81%	8 22%
C Davis	FS		49 71%	7 19%	M Jackson	DT		43 73%	
R Quinn	LB		49 71%	3 8%	A Colvin	CB		41 69%	9 25%
M Brockers	DT		46 67%	7 19%	A Jones	NT		35 59%	15 42%
N Robey	CB		36 52%	14 39%	D Fowler	DE		22 37%	
T Smart	DT		30 43%	1 3%	P Posluszny	LB		18 31%	14 39%
M Fox	DE		23 33%	4 11%	S Day	DT		16 27%	15 42%
M Longacre	LB		20 29%	9 25%	E Ankou	NT		14 24%	
E Westbrook	DE		16 23%		D Smoot	DE		10 17%	3 8%
T Walker	DT		15 22%	7 19%	L McCray	LB			21 58%
S Ebukam	LB		11 16%	20 56%	B Brown	LB			21 58%
C Littleton	LB		10 14%	31 86%	J Wilson	SS			21 58%
M Christian	SS		3 4%	24 67%	L Pitts	CB			21 58%
D Hatfield	CB		1 1%	23 64%	P Thompson	FS			20 56%
B Countess	SS			29 81%	B Nortman	P			14 39%
B Hager	LB			25 69%	M Overton	LS			14 39%
J McQuaide	LS			12 33%	J Myers	K			10 28%
J Hekker	P			12 33%	J Wells	T			6 17%
G Zuerlein	K			11 31%	T Patmon	CB			4 11%
A Blythe	C			5 14%					



**TEAM GAME-BY-GAME STATISTICS**  
**REGULAR SEASON WEEK 7 AT INDIANAPOLIS COLTS**





















JACKSONVILLE JAGUARS 2004 OFFENSE GAME-BY-GAME

Table with columns: Wk. Date Opp, FIRST DOWNS, 3RD, TOT. OFFENSE, RUSHING, PASSING, PEN., FUM. Tot., Tot. Pts., TD, 2PT, FGS, T.O.P. Includes game-by-game data and a Totals row.

JACKSONVILLE JAGUARS 2004 DEFENSE GAME-BY-GAME

Table with columns: Wk. Date Opp, FIRST DOWNS, 3RD, TOT. OFFENSE, RUSHING, PASSING, PEN., FUM. Tot., Tot. Pts., TD, 2PT, FGS, T.O.P. Includes game-by-game data and a Totals row.











JACKSONVILLE JAGUARS 2009 OFFENSE GAME-BY-GAME

Wk.	Date	Opp	FIRST DOWNS			3 <sup>RD</sup>			TOT. OFFENSE			RUSHING			PASSING			PUNTS			PEN.			FUM. Tot. Tot.									
			Tot	Run	Pass	Pen	DOWN	Yards	Plays	Avg.	Yards	Att.	Avg.	Net	Sacks	Gross	Att./	Cmp./	Int.	Avg.	Yards	Lost	Pts.	TD	Rn	Ps	Rt	Sfty	PAT	2PT	Fgs	T.O.P.	
1	9/13	at IND	[L]	12	7	4	1	6-15	228	55	4.1	114	26	4.4	114	1-8	122	28/	14/	0	5-37.8	3-24	0-0	12	1	1	0	0	0/0	0/1	2/3	26:04	
2	9/20	vs. ARI	[L]	18	4	13	1	6-16	367	67	5.5	92	20	4.6	275	4-7	282	43/	23/	1	4-45.3	8-50	4-2	17	2	0	2	0	2/2	-	1/2	28:39	
3	9/27	at HOU	[W]	24	11	10	3	5-11	399	62	6.4	185	32	5.8	214	0-0	214	30/	18/	0	3-35.3	5-40	1-1	31	4	4	0	0	4/4	-	1/1	30:52	
4	10/4	vs. TEN	[W]	27	10	15	2	6-13	442	69	6.4	137	30	4.6	305	2-18	323	37/	27/	0	3-37.0	4-30	1-1	37	4	1	3	0	4/4	-	3/4	34:07	
5	10/11	at SEA	[L]	10	2	8	0	2-13	199	52	3.8	38	15	2.5	161	5-29	190	32/	19/	0	8-46.4	9-73	2-2	0	0	0	0	0/0	-	0/0	25:16		
6	10/18	vs. STL	[W]	33	14	15	4	11-16	492	84	5.9	166	38	4.4	326	3-9	335	43/	30/	2	4-36.3	3-15	1-1	23	3	3	0	0	2/2	0/1	1/2	42:12	
8	11/1	at TEN	[L]	12	4	8	0	4-12	330	49	6.7	217	16	13.6	113	4-26	139	29/	14/	2	7-44.1	2-27	2-0	13	2	2	0	0	1/2	-	0/0	20:17	
9	11/8	vs. KC	[W]	21	11	10	0	9-16	426	69	6.2	173	41	4.2	253	1-11	264	27/	18/	0	4-44.3	5-31	1-1	24	3	2	1	0	3/3	-	1/2	36:13	
10	11/15	at NYJ	[W]	18	6	11	1	7-13	347	60	5.8	139	32	4.3	208	2-13	221	26/	16/	0	4-36.8	5-40	2-1	24	3	2	1	0	3/3	-	1/2	31:07	
11	11/22	vs. BUF	[W]	19	7	11	1	9-15	310	66	4.7	102	34	3.0	208	2-7	215	30/	21/	1	5-44.8	6-50	3-1	18	2	1	1	0	1/1	1/1	1/1	36:24	
12	11/29	at SF	[L]	18	4	14	0	3-12	357	61	5.9	96	19	5.1	261	6-46	307	36/	25/	0	4-43.3	6-60	2-2	3	0	0	0	0	0/0	-	1/3	29:16	
13	12/6	vs. HOU	[W]	19	7	11	1	8-16	323	68	4.8	107	36	3.0	216	4-22	238	28/	15/	0	3-49.3	4-45	2-1	23	2	0	2	0	1	2/2	-	3/3	30:07
14	12/13	vs. MIA	[L]	10	5	3	2	3-14	217	54	4.0	95	25	3.8	122	3-17	139	26/	11/	0	7-43.1	2-10	1-0	10	1	1	0	0	1/1	-	1/1	24:54	
15	12/17	vs. IND	[L]	25	9	16	0	10-16	345	76	4.5	139	34	4.1	206	2-17	223	40/	23/	1	3-44.7	4-22	1-0	31	4	1	3	0	4/4	-	1/2	35:26	
16	12/27	at NE	[L]	16	7	9	0	4-11	275	52	5.3	98	25	3.9	177	2-8	185	25/	19/	2	4-38.8	1-5	1-0	7	1	1	0	0	1/1	-	0/0	27:35	
17	1/3	at CLE	[L]	18	6	12	0	9-17	328	66	5.0	131	24	5.5	197	3-5	202	39/	22/	1	4-36.3	3-20	2-0	17	2	0	2	0	2/2	-	1/2	27:02	
<b>Totals</b>	<b>8-8</b>	<b>300</b>	<b>114</b>	<b>170</b>	<b>16</b>	<b>102-226</b>	<b>5,385</b>	<b>1,010</b>	<b>5.3</b>	<b>2,029</b>	<b>447</b>	<b>4.5</b>	<b>3,356</b>	<b>44-243</b>	<b>3,599</b>	<b>519/</b>	<b>315/</b>	<b>10</b>	<b>72-41.9</b>	<b>70-542</b>	<b>26-13</b>	<b>290</b>	<b>34</b>	<b>19</b>	<b>15</b>	<b>0</b>	<b>1</b>	<b>30/31</b>	<b>1/3</b>	<b>18/28</b>	<b>30:08</b>		

JACKSONVILLE JAGUARS 2009 DEFENSE GAME-BY-GAME

Wk.	Date	Opp	FIRST DOWNS			3 <sup>RD</sup>			TOT. OFFENSE			RUSHING			PASSING			PUNTS			PEN.			FUM. Tot. Tot.									
			Tot	Run	Pass	Pen	DOWN	Yards	Plays	Avg.	Net	Sacks	Gross	Att./	Cmp./	Int.	Avg.	Yards	Lost	Pts.	TD	Rn	Ps	Rt	Sfty	PAT	2PT	Fgs	T.O.P.				
1	9/13	at IND	[L]	21	4	15	2	8-14	365	70	5.2	71	31	2.3	294	1-7	301	38/	28/	1	2-44.0	3-17	1-1	14	2	1	1	0	2/2	-	0/1	33:56	
2	9/20	vs. ARI	[L]	22	7	15	0	2-9	383	60	6.4	118	28	4.2	265	0-0	265	32/	27/	0	3-46.3	7-58	5-2	31	4	1	2	1	0	4/4	-	1/2	31:21
3	9/27	at HOU	[W]	23	5	17	1	4-10	397	59	6.7	111	22	5.0	286	2-14	300	35/	26/	1	4-42.8	5-60	1-1	24	3	0	3	0	3/3	-	1/1	29:08	
4	10/4	vs. TEN	[W]	19	5	13	1	8-16	379	67	5.7	95	19	5.0	284	0-0	284	48/	29/	2	5-42.2	6-68	1-1	17	2	1	1	0	0/0	1/2	1/1	25:53	
5	10/11	at SEA	[L]	24	8	13	3	6-14	379	71	5.3	143	40	3.6	236	1-5	241	30/	18/	0	3-44.3	1-10	2-0	41	5	0	4	1	0	5/5	-	2/2	34:44
6	10/18	vs. STL	[W]	13	1	11	1	4-12	262	53	4.9	55	18	3.1	207	1-6	213	34/	22/	1	6-41.2	6-52	0-0	20	2	0	1	0	2/2	-	2/2	24:48	
8	11/1	at TEN	[L]	20	12	8	0	8-15	430	67	6.4	305	49	6.2	125	0-0	125	18/	15/	0	4-48.3	4-20	0-0	30	3	2	1	0	3/3	-	3/3	39:43	
9	11/8	vs. KC	[W]	14	3	10	1	4-13	301	56	5.4	60	14	4.3	241	3-21	262	39/	23/	0	7-46.6	1-10	1-0	21	2	0	2	0	1/1	1/1	2/3	23:47	
10	11/15	at NYJ	[W]	19	7	10	2	7-13	322	60	5.4	110	29	3.8	212	0-0	212	31/	16/	2	2-50.5	4-26	1-1	22	2	1	1	0	1/1	0/1	3/3	28:53	
11	11/22	vs. BUF	[W]	14	1	12	1	3-11	343	51	6.7	53	18	2.9	290	2-7	297	31/	18/	2	4-50.5	6-43	2-1	15	1	0	1	0	0/0	0/1	3/3	23:36	
12	11/29	at SF	[L]	15	5	9	1	8-16	284	61	4.7	52	20	2.6	232	0-0	232	41/	27/	0	5-50.2	1-5	0-0	20	2	0	2	0	2/2	-	2/2	30:44	
13	12/6	vs. HOU	[W]	19	7	10	2	5-15	305	61	5.0	72	22	3.3	233	2-7	240	37/	22/	3	5-45.0	6-37	1-0	18	2	1	1	0	1/1	0/1	1/1	29:53	
14	12/13	vs. MIA	[L]	22	8	14	0	8-15	354	71	5.0	146	40	3.7	208	2-12	220	29/	21/	1	5-43.8	4-27	5-2	14	2	2	0	0	2/2	-	0/1	35:06	
15	12/17	vs. IND	[L]	18	2	16	0	8-12	369	53	7.0	61	23	2.7	308	0-0	308	30/	23/	1	3-43.0	5-40	0-0	35	5	0	4	1	0	5/5	-	0/0	24:34
16	12/27	at NE	[L]	26	12	14	0	6-10	464	62	7.5	197	36	5.5	267	0-0	267	26/	23/	0	1-42.0	2-10	1-1	35	5	1	4	0	5/5	-	0/0	32:25	
17	1/3	at CLE	[L]	18	13	4	1	5-13	300	60	5.0	214	49	4.4	86	0-0	86	11/	7/	1	3-35.7	3-15	1-0	23	2	2	0	0	2/2	-	3/3	32:58	
<b>Totals</b>	<b>8-8</b>	<b>307</b>	<b>100</b>	<b>191</b>	<b>16</b>	<b>94-209</b>	<b>5,637</b>	<b>982</b>	<b>5.7</b>	<b>1,863</b>	<b>458</b>	<b>4.1</b>	<b>3,774</b>	<b>14-79</b>	<b>3,853</b>	<b>510/</b>	<b>345/</b>	<b>15</b>	<b>62-44.9</b>	<b>64-498</b>	<b>22-10</b>	<b>380</b>	<b>44</b>	<b>12</b>	<b>28</b>	<b>4</b>	<b>1</b>	<b>38/38</b>	<b>2/6</b>	<b>24/28</b>	<b>29:52</b>		

JACKSONVILLE JAGUARS 2010 OFFENSE GAME-BY-GAME

Wk.	Date	Opp	FIRST DOWNS			3 <sup>RD</sup>			TOT. OFFENSE			RUSHING			PASSING			PUNTS			PEN.			FUM. Tot. Tot.									
			Tot	Run	Pass	Pen	Down	Yards	Plays	Avg.	Yards	Att.	Avg.	Net	Sacks	Gross	Att./	Cmp./	Int.	Avg.	Yards	Lost	Pts.	TD	Rn	Ps	Rt	Sfty	PAT	2PT	Fgs	T.O.P.	
1	9/12	vs. DEN	[W]	18	9	6	3	3-10	299	56	5.3	134	34	3.9	165	1-5	170	21/	16/	0	4-41.3	5-47	0-0	24	3	0	3	0	3/3	-	1/1	29:30	
2	9/19	at SD	[L]	20	6	14	0	6-12	350	68	5.1	71	24	3.0	279	2-14	293	42/	26/	4	0-0.0	5-33	2-2	13	1	0	1	0	1/1	-	2/2	30:24	
3	9/26	vs. PHI	[L]	16	9	6	1	5-17	191	69	2.8	139	32	4.3	52	7-53	105	30/	13/	1	8-48.0	4-67	1-0	3	0	0	0	0/0	-	1/1	32:53		
4	10/3	vs. IND	[W]	20	10	9	1	9-13	337	57	5.9	174	35	5.0	163	0-0	163	22/	17/	0	4-42.5	7-45	0-0	31	4	2	2	0	4/4	-	1/1	29:46	
5	10/10	at BUF	[W]	21	10	11	0	4-11	381	62	6.1	216	40	5.4	165	2-13	178	20/	16/	1	0-0.0	5-38	3-2	36	3	0	3	0	3/3	-	5/5	34:21	
6	10/18	vs. TEN	[L]	17	7	8	2	3-13	249	63	4.0	76	25	3.0	173	2-16	189	36/	21/	3	3-37.3	7-55	1-1	3	0	0	0	0/0	-	1/1	27:15		
7	10/24	at KC	[L]	19	4	12	3	3-10	300	58	5.2	84	23	3.7	216	1-6	222	34/	18/	2	3-38.3	6-43	2-1	20	2	0	2	0	2/2	-	2/2	26:00	
8	10/31	at DAL	[W]	20	6	14	0	6-12	387	58	6.7	149	34	4.4	238	3-22	260	21/	17/	0	5-48.4	6-36	1-1	35	5	1	4	0	5/5	-	0/0	32:35	
10	11/14	vs. HOU	[W]	29	12	15	2	4-11	491	69	7.1	165	36	4.6	326	2-16	342	31/	24/	0	3-43.7	8-62	1-0	31	4	2	2	0	4/4	-	1/3	35:23	
11	11/21	vs. CLE	[W]	24	11	11	2	4-11	371	67	5.5	145	28	5.2	226	4-28	254	35/	20/	4	2-33.5	2-10	2-2	24	3	1	2	0	3/3	-	1/1	31:28	
12	11/28	at NYG	[L]	26	15	9	2	10-16	328	73	4.5	207	34	6.1	121	4-41	162	35/	20/	1	3-43.3	3-20	3-1	20	2	2	0	0	2/2	-	2/2	35:27	
13	12/5	at TEN	[W]	23	16	7	0	6-15	377	73	5.2	258	53	4.9	119	1-7	126	19/	14/	0	2-43.0	4-31	1-0	17	2	2	0	0	2/2	-	1/3	39:54	
14	12/12	vs. OAK	[W]	19	10	8	1	5-12	385	58	6.6	234	34	6.9	151	2-8	159	22/	11/	1	5-41.4	6-52	0-0	38	5	2	3	0	5/5	-	1/1	29:55	
15	12/19	at IND	[L]	20	4	14	2	5-13	356	61	5.8	67	22	3.0	289	1-5	294	38/	24/	1	4-48.0	6-55	3-1	24	3	0	2	1	0	3/3	-	1/1	30:22
16	12/26	vs. WAS	[L]	15	4	11	0	7-17	336	65	5.2	78	23	3.4	258	4-41	299	38/	22/	2	7-45.4	7-66	2-0	17	2	1	1	0	2/2	-	1/2	32:54	
17	1/2	at HOU	[L]	23	15	6	2	1-10	322	62	5.2	198	35	5.7	124	2-16	140	25/	12/	1	4-44.3	2-15	1-1	17	2	1	1	0	2/2	-	1/2	30:48	
<b>Totals</b>	<b>8-8</b>	<b>330</b>	<b>148</b>	<b>161</b>	<b>21</b>	<b>81-203</b>	<b>5,460</b>	<b>1,019</b>	<b>5.4</b>	<b>2,395</b>	<b>512</b>	<b>4.7</b>	<b>3,065</b>	<b>38-291</b>	<b>3,356</b>	<b>469/</b>	<b>291/</b>	<b>21</b>	<b>57-43.8</b>	<b>83-675</b>	<b>23-12</b>	<b>353</b>	<b>41</b>	<b>14</b>	<b>26</b>	<b>1</b>	<b>0</b>	<b>41/41</b>	<b>-</b>	<b>22/28</b>	<b>31:43</b>		

JACKSONVILLE JAGUARS 2010 DEFENSE GAME-BY-GAME

Wk.	Date	Opp	FIRST DOWNS			3 <sup>RD</sup>			TOT. OFFENSE			RUSHING			PASSING			PUNTS			PEN.			FUM. Tot. Tot.									
			Tot	Run	Pass	Pen	Down	Yards	Plays	Avg.	Yards	Att.	Avg.	Net	Sacks	Gross	Att./	Cmp./	Int.	Avg.	Yards	Lost	Pts.	TD	Rn	Ps	Rt	Sfty	PAT	2PT	Fgs	T.O.P.	
1	9/12	vs. DEN	[W]	21	6	14	1	3-10	363	61	6.0	89	25	3.6	274	3-21	295	33/	21/	1	4-43.0	7-70	1-1	17	2	1	1	0	2/2	-	1/1	30:30	
2	9/19	at SD	[L]	25	7	17	1	4-8	477	60	8.0	151	30	5.0	326	1-8	334	29/	22/	2	2-17.0	4-25	1-1	38	5	2	3	0	5/5	-	1/1	29:36	
3	9/26	vs. PHI	[L]	15	4	10	1	5-13	373	55	6.8	106	21	5.0	267	3-24	291	31/	17/	0	7-45.1	7-84	0-0	28	4	1	3	0	4/4	-	0/0	27:07	
4	10/3	vs. IND	[W]	28	5	23	0	7-10	406	66	6.2	58	19	3.1	348	1-4	352	46/	33/	1	2-55.0	3-35	2-1	28	4	2	2	0	4/4	-	0/0	30:14	
5	10/10	at BUF	[W]	17	5	10	2	3-11	306	54	5.7	110	21	5.2	196	3-24	220	30/	20/	0	4-48.5	5-35	2-0	26	3	0	3	0	2/2	0/1	2/2	25:39	
6	10/18	vs. TEN	[L]	20	8	10	2	8-14	324	60	5.4	153	39	3.9	171	0-0	171	21/	14/	0	2-49.0	8-57	1-0	30	3	1	2	0	3/3	-	3/3	32:45	
7	10/24	at KC	[L]	25	13	10	2	6-11	426	61	7.0	236	42	5.6	190	1-3	193	18/	13/	0	3-45.3	7-92	0-0	42	6	3	2	1	0	6/6	-	0/0	34:00
8	10/31	at DAL	[W]	25	5	16	4	6-13	415	73	5.7	50	22	2.3	365	2-14	379	49/	34/	4	3-44.7	3-20	1-0	17	2	1	1	0	2/2	-	1/1	27:25	
9	11/14	vs. HOU	[W]	20	6	13	1	4-10	395	53	7.5	81	21	3.9	314	0-0	314	32/	22/	0	4-37.5	8-49	2-1	24	3	1	2	0	3/3	-	1/1	24:37	
10	11/21	vs. CLE	[W]	15	4	10	1	7-16	283	60	4.7	88	26	3.4	195	6-46	241	28/	17/	1	5-44.0	5-45	1-0	20	2	0	1	1	0	2/2	-	2/4	28:32
11	11/28	at NYG	[L]	17	6	11	0	3-10	361	50	7.2	135	26	5.2	226	0-0	226	24/	14/	0	3-49.7	4-25	0-0	24	2	0	2	0	2/2	1/1	3/3	24:33	
12	12/5	at TEN	[W]	11	3	18	1	2-11	220	47	4.7	57	14	4.1	163	1-6	169	32/	14/	2	2-36.0	4-30	0-0	6	0	0	0	0/0	-	2/2	20:06		
13	12/12	vs. OAK	[W]	21	3	16	2	6-13	476	61	7.8	153	25	6.1	323	3-21	344	33/	22/	1	5-42.0	4-25	1-1	31	4	2	2	0	4/4	-	1/1	30:05	
14	12/19	at IND	[L]	19	7	12	0	5-13	376	64	5.9	155	24	6.5	221	1-8	229	39/	29/	0	6-39.2	6-68	0-0	34	4	1	2	1	0	4/4	-	2/2	29:38
15	12/26	vs. WAS	[L]	15	5	8	2	4-15	251	64	3.9	79	24	3.3	172	1-10	182	39/	19/	1	9-40.9	5-40	0-0	20	2	1	1	0	2/2	-	2/2	29:53	
16	1/2	at HOU	[L]	22	12	9	1	5-11	497	59	8.4	244	37	6.6	253	0-0	253	22/	18/	0	3-38.7	5-48	0-0	34	4	3	1	0	4/4	-	2/2	29:12	
<b>Totals</b>	<b>8-8</b>	<b>316</b>	<b>98</b>	<b>197</b>	<b>21</b>	<b>78-189</b>	<b>5,949</b>	<b>948</b>	<b>6.3</b>	<b>1,945</b>	<b>416</b>	<b>4.7</b>	<b>4,004</b>	<b>26-189</b>	<b>4,193</b>	<b>506/</b>	<b>329/</b>	<b>13</b>	<b>64-42.4</b>	<b>85-748</b>	<b>12-5</b>	<b>419</b>	<b>50</b>	<b>19</b>	<b>28</b>	<b>3</b>	<b>0</b>	<b>48/48</b>	<b>1/2</b>	<b>23/25</b>	<b>28:17</b>		

JACKSONVILLE JAGUARS 2011 OFFENSE GAME-BY-GAME

Wk.	Date	Opp	FIRST DOWNS			3 <sup>RD</sup>	TOT. OFFENSE			RUSHING			PASSING			PUNTS			PEN.			FUM. Tot. Tot.											
			Tot	Run	Pass		Pen	Down	Yards	Plays	Avg.	Yards	Att.	Avg.	Gross	Att./	Cmp./	Int.	Avg.	Yards	Lost	Pts.	TD	Rn	Ps	Rt	Sfty	PAT	2PT	Fgs	T.O.P.		
1	9/11	vs. TEN	[W]	20	10	9	1	9/18	323	73	4.4	163	47	3.5	160	2-15	175	24/	17/	0	5-43.6	5-39	2-1	16	1	1	0	0	0	1/1	-	3/3	39:38
2	9/18	at NYJ	[L]	11	5	6	0	3/12	203	54	3.8	112	27	4.1	91	2-20	111	25/	11/	4	5-40.6	4-50	0-0	3	0	0	0	0	0	0/0	-	1/1	26:37
3	9/25	at CAR	[L]	13	7	4	2	3/14	257	57	4.5	128	34	3.8	129	2-10	139	21/	12/	1	6-39	8-60	5-0	10	1	0	1	0	0	1/1	-	1/1	30:26
4	10/2	vs. NO	[L]	15	4	7	4	4/15	274	62	4.4	104	17	6.1	170	3-26	196	42/	16/	1	4-38.3	2-15	1-0	10	1	0	1	0	0	1/1	-	1/1	22:55
5	10/9	vs. CIN	[L]	12	5	7	0	6/16	296	58	5.1	96	27	3.6	200	3-21	221	28/	15/	0	7-37.7	2-15	4-2	20	2	1	1	0	0	2/2	-	2/2	27:27
6	10/16	at PITT	[L]	16	6	7	3	4/15	209	61	3.4	133	30	4.4	76	5-33	109	26/	12/	0	7-42.3	4-22	0-0	13	1	0	1	0	0	1/1	-	2/2	28:47
7	10/24	vs. BAL	[W]	13	6	5	2	2/16	205	66	3.1	132	42	3.1	73	4-20	93	20/	9/	0	7-40.9	6-90	4-1	12	0	0	0	0	0	0/0	-	4/4	36:15
8	10/30	at HOU	[L]	13	5	8	0	5/14	174	58	3.0	84	25	3.4	90	1-7	97	32/	10/	2	8-46.8	5-39	1-0	14	2	1	1	0	0	2/2	-	0/0	24:41
9	11/13	at IND	[W]	18	9	8	1	6/15	251	64	3.9	141	41	3.4	110	2-8	118	21/	14/	1	6-38.7	5-55	0-0	17	2	1	1	0	0	2/2	-	1/2	35:21
10	11/20	at CLE	[L]	23	10	9	4	7/15	303	71	4.3	108	29	3.7	195	1-15	210	41/	22/	0	5-40.6	9-81	1-0	10	1	1	0	0	0	1/1	-	1/1	30:53
11	11/27	vs. HOU	[L]	14	4	7	3	5/19	255	71	3.6	105	24	4.4	150	7-48	198	40/	20/	1	9-42.2	4-30	1-0	13	1	0	0	1	0	1/1	-	2/3	31:39
12	12/5	vs. SD	[L]	17	6	11	0	9/16	306	66	4.6	129	31	4.2	177	2-18	195	33/	19/	1	5-43.4	3-26	2-0	14	2	0	2	0	0	2/2	-	0/0	31:43
13	12/11	vs. TB	[W]	21	7	10	4	5/15	325	67	4.9	116	33	3.5	209	1-8	217	33/	19/	2	7-41.4	8-80	2-0	41	6	2	2	2	0	5/5	0/1	0/0	32:49
14	12/11	vs. ATL	[L]	12	4	8	0	3/10	207	46	4.5	116	19	6.1	91	5-50	141	22/	12/	1	7-43.4	5-40	3-3	14	2	0	1	1	0	2/2	-	0/0	21:29
15	12/15	at ATL	[L]	12	4	8	0	3/10	207	46	4.5	116	19	6.1	91	5-50	141	22/	12/	1	7-43.4	5-40	3-3	14	2	0	1	1	0	2/2	-	0/0	21:29
16	12/24	at TEN	[L]	18	6	12	0	5/18	300	71	4.2	113	28	4.0	187	1-11	198	42/	21/	1	9-45.1	6-28	0-0	17	2	2	0	0	0	2/2	-	1/1	29:01
17	1/1	vs. IND	[W]	15	9	4	2	5/13	261	57	4.6	190	35	5.4	71	3-21	92	19/	11/	0	2-43.5	1-10	1-1	19	1	0	1	0	0	1/1	-	4/4	30:48
<b>Totals</b>			5-11	251	103	122	26	81/241	4,149	1,002	4.1	1,970	489	4.0	2,179	44-331	2,510	469/	240/	15	99-41.9	77-680	27-8	283	25	9	12	4	0	24/24	0/1	23/25	30:02

JACKSONVILLE JAGUARS 2011 DEFENSE GAME-BY-GAME

Wk.	Date	Opp	FIRST DOWNS			3 <sup>RD</sup>	TOT. OFFENSE			RUSHING			PASSING			PUNTS			PEN.			FUM. Tot. Tot.											
			Tot	Run	Pass		Pen	Down	Yards	Plays	Avg.	Yards	Att.	Avg.	Gross	Att./	Cmp./	Int.	Avg.	Yards	Lost	Pts.	TD	Rn	Ps	Rt	Sfty	PAT	2PT	Fgs	T.O.P.		
1	9/11	vs. TEN	[W]	13	1	11	1	4/11	292	49	6.0	43	13	3.3	249	2-14	263	34/	21/	1	7-41.6	7-60	1-0	14	2	0	2	0	0	2/2	-	0/1	20:22
2	9/18	at NYJ	[L]	15	5	8	2	3/12	283	57	5.0	101	32	3.2	182	1-0	182	24/	17/	2	5-38.8	7-60	0-0	32	3	1	2	0	1	3/3	-	3/3	33:23
3	9/25	at CAR	[L]	16	5	10	1	6/16	265	62	4.3	107	28	3.8	158	0-0	158	34/	18/	0	8-38.4	8-69	0-0	16	1	0	1	0	1	0/0	1/1	2/2	29:34
4	10/2	vs. NO	[L]	30	9	20	1	7/14	503	81	6.2	177	34	5.2	326	3-25	351	44/	31/	2	1-58.0	6-50	0-0	23	2	1	1	0	0	2/2	-	3/5	37:05
5	10/9	vs. CIN	[L]	13	2	11	0	8/19	239	66	3.6	77	31	2.5	162	2-17	179	33/	21/	1	7-47.7	4-33	1-0	30	4	1	2	1	0	3/4	-	1/1	32:33
6	10/16	at PITT	[L]	15	6	8	1	7/15	370	58	6.4	185	32	5.8	185	3-15	200	23/	12/	0	6-42.7	8-65	1-0	17	2	1	1	0	0	2/2	-	1/2	31:13
7	10/24	vs. BAL	[W]	11	1	8	2	2/12	146	53	2.8	34	12	2.8	112	3-25	137	38/	21/	1	9-52.2	10-85	2-1	7	1	0	1	0	0	1/1	-	0/1	23:45
8	10/30	at HOU	[L]	20	6	14	0	10/17	358	71	5.0	156	39	4.0	202	2-23	225	30/	16/	0	6-45.3	7-60	2-2	24	3	2	1	0	0	3/3	-	1/2	35:19
9	11/13	at IND	[W]	13	2	8	3	4/15	212	57	3.7	84	23	3.7	128	5-33	161	29/	20/	2	6-41.0	6-40	2-1	3	0	0	0	0	0	0/0	-	1/1	24:39
10	11/20	at CLE	[L]	20	6	10	4	4/10	334	54	6.2	148	28	5.3	186	2-13	199	24/	17/	1	3-36.0	9-70	0-0	14	2	1	1	0	0	2/2	-	0/1	29:07
11	11/27	vs. HOU	[L]	9	5	4	0	2/15	215	59	3.6	88	31	2.8	127	0-0	127	28/	18/	0	10-43.6	7-80	3-1	20	2	1	1	0	0	2/2	-	2/2	28:21
12	12/5	vs. SD	[L]	19	7	12	0	4/10	433	54	8.0	139	26	5.3	294	0-0	294	28/	22/	0	4-44.8	6-55	0-0	38	5	2	3	0	0	5/5	-	1/1	28:17
13	12/11	vs. TB	[W]	15	7	7	1	3/11	280	59	4.7	110	24	4.6	170	3-14	184	32/	17/	3	5-37.8	12-97	6-4	14	2	2	0	0	0	2/2	-	0/0	27:11
14	12/15	at ATL	[L]	20	6	13	1	6/15	373	68	5.5	97	35	2.8	276	1-4	280	32/	24/	0	5-40.8	4-31	0-0	41	5	1	3	1	0	5/5	-	2/2	38:31
15	12/24	at TEN	[L]	20	3	14	3	3/12	407	66	6.2	65	25	2.6	342	1-8	350	40/	24/	2	4-43.0	0-0	1-1	23	2	1	1	0	0	2/2	-	3/3	30:59
16	1/1	vs. IND	[W]	19	2	17	0	6/14	298	65	4.6	56	22	2.5	242	3-22	264	40/	27/	2	3-45.3	4-40	2-1	13	1	0	1	0	0	1/1	-	2/2	29:12
<b>Totals</b>			5-11	268	73	175	20	79/218	5,008	979	5.1	1,667	435	3.8	3,341	31-213	3,554	513/	326/	17	89-43.3	105-895	21-11	329	37	14	21	2	2	35/36	1/1	22/29	29:58

JACKSONVILLE JAGUARS 2012 OFFENSE GAME-BY-GAME

Wk.	Date	Opp	FIRST DOWNS			TOT. OFFENSE			RUSHING			PASSING			PUNTS			PEN.			FUM.			Tot.							
			Run	Pass	Pen	Yards	Plays	Avg.	Yards	Att.	Avg.	Net	Sacks	Gross	Att./Cmp./Int.	Avg.	Yards	Loss	TD	Rn	Ps	Rt	Sfty		PAT	2PT	FGs	T.O.P.			
1	9/9	at MIN	22	7	12	3	9/18	355	75	4.7	113	34	3.3	242	2-18	260	39/23/0	4-53.5	4-25	3-1	23	2	0	2	0	0	0/1	1/1	3/3	37:49	
2	9/16	vs. HOU	9	3	4	2	0/9	117	38	3.1	65	14	4.6	52	3-24	76	21/9/0	9-51.3	8-71	1-1	7	1	0	1	0	0	1/1	-	0/0	16:43	
3	9/23	at IND	15	10	3	2	4/13	333	54	6.2	185	32	5.8	148	1-7	155	21/10/0	6-53.5	6-67	2-0	22	2	1	1	0	0	1/1	0/1	3/3	27:36	
4	9/30	vs. CIN	17	5	11	1	2/11	212	58	3.7	69	18	3.8	143	6-43	186	34/23/1	6-49.2	3-37	1-1	10	1	0	1	0	0	1/1	-	1/1	28:41	
5	10/7	vs. CHI	10	3	5	2	5/13	189	53	3.6	60	17	3.5	129	3-13	142	33/17/2	6-48.5	6-49	1-1	3	0	0	0	0	0/0	-	1/1	24:00		
7	10/21	at OAK	10	3	6	1	1/15	209	61	3.4	54	26	2.1	155	3-26	181	32/17/0	9-42.1	6-92	1-1	23	2	1	1	0	0	2/2	-	3/3	30:05	
8	10/28	at GB	18	1	14	3	5/16	341	71	4.8	62	20	3.1	279	2-24	303	49/27/0	6-33.8	7-77	3-1	15	1	0	1	0	0/0	0/1	3/3	30:48		
9	11/4	vs. DET	19	6	11	2	6/11	279	59	4.7	64	20	3.2	215	1-5	220	38/27/2	4-50.5	3-40	0-0	14	2	0	2	0	0/0	1/2	0/0	24:30		
10	11/8	vs. IND	20	2	14	4	1/10	337	63	5.3	37	12	3.1	300	4-30	330	47/28/2	5-47.2	10-115	1-1	10	1	0	1	0	0	1/1	-	1/2	24:14	
11	11/18	at HOU	17	4	12	1	4/14	458	66	6.9	86	29	3.0	372	2-6	378	35/18/0	5-48.4	6-54	1-1	37	4	0	4	0	0	4/4	-	3/3	31:19	
12	11/25	vs. TEN	19	8	9	2	7/14	321	60	5.4	100	27	3.7	221	7-40	261	26/17/1	5-47.0	5-30	0-0	24	3	1	2	0	0	3/3	-	1/1	29:23	
13	12/2	at BUF	21	4	10	7	1/10	236	63	3.7	50	18	2.8	186	3-6	202	42/19/1	5-41.6	8-74	3-1	18	2	1	1	0	0	1/1	1/1	1/1	24:51	
14	12/9	vs. NYJ	16	5	10	1	2/16	291	70	4.2	123	24	5.1	168	3-17	185	43/21/2	8-45.4	7-54	0-0	10	1	1	0	0	0/0	-	1/1	29:29		
15	12/16	at MIA	13	3	9	1	6/15	299	57	5.2	86	21	4.1	213	2-8	221	34/18/0	5-47.4	10-88	2-0	3	0	0	0	0	0/0	-	1/1	24:22		
16	12/23	vs. NE	22	7	13	2	4/15	436	75	5.8	93	23	4.0	343	1-5	348	51/29/3	4-56.3	5-47	0-0	16	1	0	1	0	0	1/1	-	3/4	32:35	
17	12/30	at TEN	21	5	14	2	7/16	375	71	5.3	122	23	5.3	253	7-45	298	41/25/3	5-46.4	7-35	1-0	20	3	0	2	1	0	2/2	0/1	0/0	32:21	
<b>TOTALS</b>			2-14	269	76	157	36	64/216	4,788	994	4.8	1,369	358	3.8	3,419	50-327	3,746	586/328/17	92-47.3	101-955	20-9	255	26	5	20	1	0	18/19	3/7	25/28	27:29

JACKSONVILLE JAGUARS 2012 DEFENSE GAME-BY-GAME

Wk.	Date	Opp	FIRST DOWNS			TOT. OFFENSE			RUSHING			PASSING			PUNTS			PEN.			FUM.			Tot.							
			Run	Pass	Pen	Yards	Plays	Avg.	Yards	Att.	Avg.	Net	Sacks	Gross	Att./Cmp./Int.	Avg.	Yards	Loss	TD	Rn	Ps	Rt	Sfty		PAT	2PT	FGs	T.O.P.			
1	9/9	at MIN	20	6	14	0	2/10	389	58	6.7	123	29	4.2	266	2-4	270	27/20/0	5-48.5	5-47	1-1	26	2	2	0	0	0	2/2	-	4/4	27:45	
2	9/16	vs. HOU	28	16	11	1	8/17	411	83	5.0	216	48	4.5	195	0-0	195	35/26/0	6-49.8	10-64	1-0	27	3	3	0	0	0	3/3	-	2/2	43:17	
3	9/23	at IND	23	6	15	2	10/19	437	75	5.8	124	29	4.3	313	0-0	313	46/22/1	6-46.7	11-106	0-0	17	2	0	2	0	0	2/2	-	1/2	32:24	
4	9/30	vs. CIN	20	6	12	2	2/11	382	65	5.9	138	34	4.1	244	0-0	244	31/20/1	3-47.7	6-50	2-1	27	3	1	2	0	0	3/3	-	2/2	31:19	
5	10/7	vs. CHI	26	9	16	1	10/17	501	73	6.9	214	33	6.5	287	1-5	292	39/23/1	3-40.7	12-80	0-0	41	5	1	2	2	0	5/5	-	2/2	36:00	
7	10/21	at OAK	20	8	9	3	6/17	351	74	4.7	69	26	2.7	282	2-16	298	46/26/1	6-44.0	9-58	4-2	26	2	1	1	0	0	2/2	-	4/5	32:01	
8	10/28	at GB	20	5	9	6	5/13	238	64	3.7	66	26	2.5	172	2-14	186	36/22/0	5-45.0	5-33	1-1	24	3	0	2	1	0	3/3	-	1/2	29:12	
9	11/4	vs. DET	26	8	16	2	8/12	434	68	6.4	149	34	4.4	285	1-0	285	33/22/0	2-49.5	5-42	0-0	31	4	4	0	0	0	4/4	-	1/2	35:30	
10	11/8	vs. IND	24	11	10	3	3/11	359	65	5.5	138	37	3.7	221	2-6	227	26/18/1	3-45.0	6-40	1-1	27	3	2	0	1	0	3/3	-	2/2	35:46	
11	11/18	at HOU	39	10	26	3	4/11	653	92	7.1	149	35	4.3	504	2-23	527	55/43/2	3-37.0	2-20	2-1	43	5	0	5	0	0	4/4	-	3/5	41:40	
12	11/25	vs. TEN	20	3	15	2	6/15	360	70	5.1	110	29	3.8	250	1-11	261	40/23/2	4-50.3	6-42	1-0	19	1	0	1	0	0	1/1	-	4/5	30:37	
13	12/2	at BUF	17	11	4	2	4/13	270	62	4.4	166	42	4.0	104	0-0	112	17/9/1	4-44.5	9-100	1-1	34	4	2	2	0	0	4/4	-	2/2	35:09	
14	12/9	vs. NYJ	17	11	4	2	4/13	270	62	4.4	166	42	4.0	104	1-7	111	19/12/0	7-46.6	1-15	2-2	17	2	2	0	0	0	2/2	-	1/1	30:31	
15	12/16	at MIA	26	8	13	5	6/11	389	66	5.9	180	36	5.0	209	1-11	220	29/22/0	1-63.0	5-41	1-1	24	2	0	2	0	0	1/1	1/1	3/3	35:38	
16	12/23	vs. NE	23	6	15	2	4/12	349	71	4.9	103	27	3.8	246	3-21	267	41/24/2	5-47.8	4-39	0-0	23	2	0	2	0	0	2/2	-	3/3	27:25	
17	12/30	at TEN	12	6	4	2	6/14	221	51	4.3	79	34	2.3	142	2-10	152	15/9/0	5-40.8	5-43	0-0	38	5	1	0	4	0	5/5	-	1/1	27:39	
<b>TOTALS</b>			2-14	364	133	194	37	89/215	6,088	1,100	5.5	2,256	545	4.1	3,832	20-128	3,960	535/341/12	68-46.0	101-820	17-11	444	48	19	21	8	0	46/46	1/1	36/43	32:31



JACKSONVILLE JAGUARS 2014 OFFENSE GAME-BY-GAME

Wk.	Date	Opp	FIRST DOWNS			3 <sup>RD</sup>	TOT. OFFENSE			RUSHING			PASSING			PUNTS			FUM.	Tot. Tot.													
			Tot	Run	Pass		Pen	Yards	Plays	Avg.	Yards	Att.	Avg.	Net	Sacks	Gross	Att./	Cmp./		Int.	Avg.	Yards	Lost	Pts.	TD	Rn	Ps	Rt	Sfty	PAT	ZPT	FGs	T.O.P.
1	9/7	at PHI	[L]	18	2	14	2	2/14	306	71	4.3	64	25	2.6	242	3-24	266	43	24	0	8-46.5	7-55	1-1	17	2	0	2	0	0	2/2	0/0	1/3	29:14
2	9/14	at WAS	[L]	8	2	4	2	3/13	148	48	3.1	25	10	2.5	123	10-70	193	28	14	1	8-47.9	6-44	0-0	10	1	0	1	0	0	1/1	0/0	1/1	20:59
3	9/21	vs. IND	[L]	18	6	10	2	4/10	344	55	6.3	105	20	5.3	239	4-17	256	18	31	2	5-46.4	2-15	1-1	17	2	0	2	0	0	2/2	0/0	1/1	22:57
4	9/28	at S.D.	[L]	21	7	12	2	9/14	319	65	4.9	85	25	3.4	234	3-19	253	37	29	2	2-56.0	3-32	1-1	14	2	1	1	0	0	2/2	0/0	0/0	30:34
5	10/5	vs. PIT	[L]	12	4	8	0	3/12	243	68	4.7	56	15	3.7	187	1-4	191	36	22	2	5-45.0	4-34	3-0	9	0	0	0	0	0	0/0	0/0	3/3	24:43
6	10/12	at TEN	[L]	27	8	17	2	8/15	379	75	5.1	82	23	3.6	297	6-39	336	46	32	1	6-47.7	6-35	1-1	14	2	1	1	0	0	2/2	0.0	0/0	31:07
7	10/19	vs. CLE	[W]	20	10	8	2	5/16	336	68	4.9	185	35	5.3	151	2-8	159	31	17	3	8-43.1	3-25	0-0	24	3	2	1	0	0	3/3	0/0	1/1	31:33
8	10/26	vs. MIA	[L]	19	6	11	2	6/15	377	68	5.5	176	30	5.9	201	4-20	221	34	18	2	4-46.8	6-37	1-1	13	1	0	1	0	0	1/1	0/0	2/3	32:23
9	11/2	at CIN	[L]	19	4	14	1	4/12	365	60	6.1	132	25	5.3	233	2-14	247	33	22	1	7-35.7	3-35	0-0	23	3	1	2	0	0	2/2	0/1	1/1	27:16
10	11/9	vs. DAL	[L]	20	5	11	4	4/14	333	65	5.1	71	24	3	262	4-28	290	37	22	1	6-47.2	2-14	3-2	17	2	2	0	0	1	2/2	1/1	0/0	28:28
12	11/23	at IND	[L]	11	6	5	0	3/12	194	54	3.6	80	23	3.5	114	4-32	146	27	15	1	7-49.4	6-43	2-1	3	0	0	0	0	0	0/0	0/0	1/1	25:55
13	11/30	vs. NYG	[W]	18	6	10	2	3/12	258	64	4	118	22	5.4	140	7-54	194	35	21	0	7-52.4	7-49	0-0	25	3	0	1	2	0	1/1	0/2	2/2	25:21
14	12/7	vs. HOU	[L]	17	4	10	3	5/15	262	66	4	74	22	3.4	188	4-17	188	40	20	1	4-48.3	6-40	0-0	13	1	0	1	0	0	1/1	0/0	2/2	27:31
15	12/14	at BAL	[L]	13	4	9	0	5/18	248	69	3.6	82	23	3.6	166	8-63	229	38	22	1	6-44.5	5-60	0-0	12	0	0	0	0	0	0/0	0/0	4/5	31:42
16	12/18	vs. TEN	[W]	17	7	7	3	5/13	288	56	5.1	177	25	7.1	111	4-13	124	27	14	0	7-45.9	3-25	1-0	21	3	2	1	0	0	3/3	0/0	0/0	25:08
17	12/28	at HOU	[L]	13	5	4	4	0/11	233	53	4.4	121	14	8.6	112	5-28	140	34	15	0	6-49.3	4-25	1-0	17	2	0	1	1	0	2/2	0/0	1/2	20:12
<b>TOTALS:</b>				<b>271</b>	<b>86</b>	<b>154</b>	<b>31</b>	<b>69/216</b>	<b>4,634</b>	<b>988</b>	<b>4.7</b>	<b>1,633</b>	<b>360</b>	<b>4.5</b>	<b>3,001</b>	<b>71/450</b>	<b>3,451</b>	<b>557</b>	<b>325</b>	<b>18</b>	<b>96-46.5</b>	<b>73-573</b>	<b>15-8</b>	<b>249</b>	<b>27</b>	<b>9</b>	<b>15</b>	<b>3</b>	<b>1</b>	<b>23/23</b>	<b>1/4</b>	<b>20/26</b>	<b>27-11</b>

JACKSONVILLE JAGUARS 2014 DEFENSE GAME-BY-GAME

Wk.	Date	Opp	FIRST DOWNS			3 <sup>RD</sup>	TOT. OFFENSE			RUSHING			PASSING			PUNTS			FUM.	Tot. Tot.													
			Tot	Run	Pass		Pen	Yards	Plays	Avg.	Yards	Att.	Avg.	Net	Sacks	Gross	Att./	Cmp./		Int.	Avg.	Yards	Lost	Pts.	TD	Rn	Ps	Rt	Sfty	PAT	ZPT	FGs	T.O.P.
1	9/7	at PHI	[L]	24	7	14	3	8/19	420	82	5.1	145	32	4.5	275	5-47	322	45	27	1	6-38.3	6-50	3-2	34	4	1	2	1	0	4/4	0/0	2/2	30:46
2	9/14	at WAS	[L]	32	12	16	4	6/14	449	81	5.5	191	42	4.5	258	3-30	288	36	24	0	4-49.8	11-98	0-0	41	5	3	2	0	0	5/5	0/0	2/2	39:01
3	9/21	vs. IND	[L]	27	5	22	0	8/14	529	74	7.1	144	29	5	385	2-5	390	43	33	0	5-46.4	8-46	0-0	44	5	0	4	1	0	5/5	0/0	3/3	37:03
4	9/28	at S.D.	[L]	19	2	16	1	9/16	407	61	6.7	42	20	2.1	365	2-12	377	39	29	0	3-42.0	7-57	1-0	33	3	0	3	0	0	3/3	0/0	4/4	29:26
5	10/5	vs. PIT	[L]	20	5	15	0	8/16	372	68	5.5	111	28	4	261	4-12	273	36	26	0	5-45.4	7-50	1-1	17	2	0	1	1	0	2/2	0/0	1/1	35:17
6	10/12	at TEN	[L]	14	3	9	2	3/11	290	55	5.3	70	24	2.9	220	3-13	233	28	17	0	5-49.8	5-48	1-0	16	1	1	0	0	1/1	0/0	3/3	28:53	
7	10/19	vs. CLE	[W]	13	2	11	0	4/17	266	74	3.6	69	30	2.3	197	3-18	215	41	16	1	7-50.4	8-50	2-2	6	0	0	0	0	0/0	0/0	2/2	28:27	
8	10/26	vs. MIA	[L]	17	7	8	2	5/12	326	56	5.8	148	24	6.2	178	3-18	196	29	16	1	5-51.0	7-52	0-0	27	3	0	1	2	0	3/3	0/0	2/2	27:37
9	11/2	at CIN	[L]	23	11	12	0	6/13	423	67	6.3	191	34	5.6	232	2-1	233	31	19	2	5-50.4	6-40	1-0	33	4	2	2	0	1	4/4	0/0	1/1	32:44
10	11/9	vs. DAL	[L]	16	6	10	0	4/13	399	59	6.8	151	30	5.0	248	1-6	254	28	21	0	5-46.8	9-65	1-1	31	4	1	3	0	0	4/4	0/0	1/2	31:32
12	11/23	at IND	[L]	24	12	9	3	9/17	389	72	5.4	175	35	5.0	214	5-39	253	32	21	0	3-48.7	6-54	6-3	23	2	1	1	0	0	2/2	0/0	3/3	34:05
13	11/30	vs. NYG	[W]	22	8	14	0	7/15	329	73	4.5	116	35	3.3	213	4-34	247	34	24	0	5-51.8	6-40	3-3	24	3	2	1	0	0	3/3	0/0	1/2	34:39
14	12/7	vs. HOU	[L]	19	9	7	3	3/14	304	63	4.8	173	42	4.1	131	2-4	135	19	13	0	5-47.6	7-64	1-0	27	3	3	0	0	3/3	0/0	2/2	32:29	
15	12/14	at BAL	[L]	17	3	11	3	4/12	314	56	5.6	93	26	3.6	221	0-0	221	30	20	0	4-50.8	9-70	1-1	20	2	0	1	1	0	2-2	0/0	2/4	28:18
16	12/18	vs. TEN	[W]	19	6	13	0	7/15	357	67	5.3	95	28	3.4	262	4-25	287	35	24	0	5-40.6	7-47	0-0	13	1	0	1	0	0	1/1	0/0	2/2	34:52
17	12/28	at HOU	[L]	24	9	13	2	10/18	358	77	4.6	123	39	3.2	235	3-15	250	35	25	1	6-46.3	6-55	1-1	23	3	1	2	0	1	3/3	0/0	0/0	39:48
<b>TOTALS:</b>				<b>330</b>	<b>107</b>	<b>200</b>	<b>23</b>	<b>101/236</b>	<b>5,932</b>	<b>1,085</b>	<b>5.5</b>	<b>2,033</b>	<b>499</b>	<b>4.1</b>	<b>3,899</b>	<b>45/275</b>	<b>4,174</b>	<b>541</b>	<b>355</b>	<b>6</b>	<b>75-47.5</b>	<b>115/886</b>	<b>22-14</b>	<b>412</b>	<b>45</b>	<b>15</b>	<b>24</b>	<b>6</b>	<b>2</b>	<b>45/45</b>	<b>0/0</b>	<b>31/33</b>	<b>32-49</b>

JACKSONVILLE JAGUARS 2015 OFFENSE GAME-BY-GAME

Wk.	Date	Opp	FIRST DOWNS				3 <sup>RD</sup>	TOT. OFFENSE			RUSHING			PASSING			PUNTS			PEN.			FUM.		Tot. Tot.		T.O.P.						
			Tot	Run	Pass	Pen		Down	Yards	Plays	Avg.	Yards	Att.	Avg.	Net	Sacks	Gross	Att./	Cmp./	Int.	Avg.	Yards	Lost	Pts.	TD	Rn		Ps	Rt	Sfty	PAT	2PT	FGs
1	9/13	vs. CAR	[L]	18	6	12	0	3/12	265	66	4.0	96	21	4.6	169	5	183	40	22	2	46.2	25	1	9	1	0	1	0	0	0/1	0/0	1/2	25:54
2	9/20	vs. MIA	[W]	19	4	11	4	5/14	396	66	6.0	123	33	3.7	273	0	273	33	18	0	45.3	93	0	23	2	0	2	0	2/2	0/0	3/3	30:08	
3	9/28	at N.E.	[L]	15	2	12	1	6/12	293	55	5.3	57	20	2.9	236	2	242	33	17	1	48.8	114	0	17	2	0	2	0	2/2	0/0	1/1	25:20	
4	10/4	at IND	[L]	21	5	15	1	7/18	431	79	5.5	142	28	5.1	289	1	298	50	28	0	38.4	92	0	13	1	0	1	0	1/1	0/0	2/4	36:10	
5	10/11	at T.B.	[L]	21	3	15	3	2/8	325	56	5.8	55	17	3.2	270	6	303	33	23	1	55.3	12	1	31	4	0	4	0	4/4	0/0	1/1	25:19	
6	10/18	vs. HOU	[L]	26	4	18	4	5/15	394	77	5.1	83	21	4.0	311	3	331	53	30	3	46.8	64	0	20	3	0	3	0	2/3	0/0	0/0	29:58	
7	10/25	vs. BUF	[W]	17	6	9	2	5/14	295	63	4.7	120	32	3.8	175	2	182	29	13	1	44.8	66	0	34	5	1	2	0	4/5	0/0	0/0	28:38	
9	11/8	at NYJ	[L]	19	3	16	0	7/16	436	65	6.7	98	19	5.2	338	6	381	40	24	2	40.6	30	2	23	2	0	2	0	2/2	0/0	3/3	29:16	
10	11/15	at BAL	[W]	22	6	10	6	4/16	258	70	3.7	90	22	4.1	168	3	188	45	22	1	52.0	30	0	22	2	0	2	0	1/1	0/1	3/4	30:32	
11	11/19	vs. TEN	[W]	18	3	13	2	4/13	308	58	5.3	90	23	3.9	218	4	242	31	21	1	48.0	88	1	19	1	0	1	0	1/1	0/0	4/4	28:25	
12	11/29	vs. S.D.	[L]	20	4	15	1	5/15	420	70	6.0	102	19	5.4	318	2	329	49	30	1	41.3	35	0	25	2	0	2	0	1/2	0/0	4/4	28:36	
13	12/6	at TEN	[L]	20	3	17	3	10/14	383	59	6.5	81	21	3.9	302	2	322	36	24	0	53.3	21	1	39	6	1	5	0	3/5	0/1	0/0	26:26	
14	12/13	vs. IND	[W]	24	9	12	3	2/9	380	62	6.1	154	29	5.3	226	3	250	30	16	0	45.6	40	2	51	7	2	3	1	0	6/7	0/0	1/1	29:12
15	12/20	vs. ATL	[L]	21	6	14	1	0/8	357	60	6.0	72	20	3.6	285	2	297	38	23	1	42.3	62	0	17	2	1	1	0	2/2	0/0	1/1	25:27	
16	12/27	at N.O.	[L]	21	4	17	0	6/9	412	52	7.9	65	15	4.3	347	2	368	35	27	2	50.0	55	0	27	4	0	4	0	1/1	1/3	0/0	22:07	
17	1/3	at HOU	[L]	11	1	9	1	1/12	215	54	4.0	32	14	2.3	183	8	239	32	17	2	5-50.2	7-53	3-2	6	0	0	0	0	0/0	0/0	2/2	24:23	
<b>TOTALS:</b>				<b>313</b>	<b>69</b>	<b>215</b>	<b>29</b>	<b>72/205</b>	<b>5581</b>	<b>1012</b>	<b>5.5</b>	<b>1473</b>	<b>354</b>	<b>4.16</b>	<b>4108</b>	<b>51</b>	<b>4428</b>	<b>607</b>	<b>355</b>	<b>18</b>	<b>80-46.3</b>	<b>105-880</b>	<b>25-10</b>	<b>376</b>	<b>44</b>	<b>5</b>	<b>35</b>	<b>4</b>	<b>0</b>	<b>32/39</b>	<b>1/5</b>	<b>26/30</b>	<b>27:34</b>

JACKSONVILLE JAGUARS 2015 DEFENSE GAME-BY-GAME

Wk.	Date	Opp	FIRST DOWNS				3 <sup>RD</sup>	TOT. OFFENSE			RUSHING			PASSING			PUNTS			PEN.			FUM.		Tot. Tot.		T.O.P.						
			Tot	Run	Pass	Pen		Down	Yards	Plays	Avg.	Yards	Att.	Avg.	Net	Sacks	Gross	Att./	Cmp./	Int.	Avg.	Yards	Lost	Pts.	TD	Rn		Ps	Rt	Sfty	PAT	2PT	FGs
1	9/13	vs. CAR	[L]	17	6	10	1	8/17	263	68	3.9	105	35	3.0	158	2	175	31	18	1	44.8	22	0-0	20	2	0	1	1	0	2/2	0/0	2/4	34:06
2	9/20	vs. MIA	[W]	17	0	15	2	5/15	386	62	6.2	42	16	2.6	344	2	359	44	30	0	48.2	112	1-0	20	2	0	2	0	2/2	0/0	2/3	29:52	
3	9/28	at N.E.	[L]	35	12	19	4	11/14	471	76	6.2	125	32	3.9	346	2	358	42	33	0	0.0	30	0-0	51	6	4	2	0	6/6	0/0	3/3	34:40	
4	10/4	at IND	[L]	22	3	14	5	7/15	326	74	4.4	60	24	2.5	266	3	282	47	30	0	47.8	45	3-2	16	1	0	1	0	1/1	0/0	3/3	34:14	
5	10/11	at T.B.	[L]	20	8	11	1	5/11	369	61	6.0	183	40	4.6	186	2	209	19	13	0	33.7	72	0-0	38	4	2	1	1	0	3/3	1/1	3/3	34:41
6	10/18	vs. HOU	[L]	24	6	15	3	7/14	382	68	5.6	95	31	3.1	287	1	293	36	24	0	38.8	69	1-0	31	4	0	3	1	0	4/4	0/0	1/1	30:02
7	10/25	vs. BUF	[W]	26	10	13	3	3/12	375	74	5.1	115	28	4.1	260	4	298	42	24	2	49.3	87	4-2	31	3	0	2	1	0	2/2	1/1	3/3	31:22
9	11/8	at NYJ	[L]	14	2	12	0	5/15	290	64	4.5	29	28	1.0	261	2	272	34	21	0	39.0	41	1-0	28	4	2	2	0	4/4	0/0	0/0	30:44	
10	11/15	at BAL	[W]	22	7	15	0	8/14	397	67	5.9	89	21	4.2	308	1	316	45	34	2	40.4	121	2-2	20	3	0	3	0	2/2	0/1	0/1	29:28	
11	11/19	vs. TEN	[W]	22	4	13	5	5/13	316	65	4.9	104	26	4.0	212	4	231	35	22	0	45.2	59	1-1	13	1	1	0	0	1/1	0/0	2/3	31:35	
12	11/29	vs. S.D.	[L]	24	4	19	1	6/14	369	71	5.2	79	26	3.0	290	2	300	43	29	0	41.2	70	0-0	31	4	0	4	0	4/4	0/0	1/1	31:24	
13	12/6	at TEN	[L]	26	9	13	4	8/13	467	68	6.9	210	35	6.0	257	4	268	29	20	1	44.3	38	1-1	42	6	2	3	1	0	6/6	0/0	0/0	33:34
14	12/13	vs. IND	[W]	17	7	9	1	4/16	322	69	4.7	95	23	4.1	227	3	260	43	20	1	47.9	85	1-1	16	1	0	1	0	1/1	0/0	3/3	30:48	
15	12/20	vs. ATL	[L]	22	6	13	3	7/14	328	69	4.8	83	33	2.5	245	1	246	35	22	1	39.8	43	0-0	23	2	1	1	0	0/0	0/0	3/3	34:33	
16	12/27	at N.O.	[L]	29	9	18	2	8/13	537	72	7.5	135	35	3.9	402	1	412	36	25	0	49.5	40	0-0	38	5	2	3	0	5/5	0/0	1/3	37:53	
17	1/3	at HOU	[L]	25	9	13	3	8/17	402	74	5.4	160	31	5.2	242	2	249	41	25	1	4-47.5	9-55	1-1	30	3	1	1	0	3/3	0/0	3/4	35:37	
<b>TOTALS:</b>				<b>362</b>	<b>102</b>	<b>222</b>	<b>38</b>	<b>105/227</b>	<b>6000</b>	<b>11-2</b>	<b>5.4</b>	<b>1709</b>	<b>464</b>	<b>3.7</b>	<b>4291</b>	<b>36</b>	<b>4528</b>	<b>602</b>	<b>390</b>	<b>9</b>	<b>72-43.9</b>	<b>114-989</b>	<b>16-9</b>	<b>448</b>	<b>51</b>	<b>15</b>	<b>29</b>	<b>7</b>	<b>0</b>	<b>48/48</b>	<b>2/3</b>	<b>30/38</b>	<b>32:26</b>

JACKSONVILLE JAGUARS 2016 OFFENSE GAME-BY-GAME

Wk.	Date	Opp	FIRST DOWNS					3 <sup>RD</sup>	TOT. OFFENSE					RUSHING					PASSING					PUNTS			PEN.			FUM.			Tot. Pts.	TD	Rn	Ps	Rt	Sfty	PAT	2PT	FGs	T.O.P.
			Tot	Run	Pass	Pen	DOWN		Yards	Plays	Avg.	Yards	Att.	Avg.	Net	Sacks	Gross	Att./	Cmp./	Int.	Avg.	Yards	Lost	Yards	Yards	Yards	Yards	Yards	Yards	Yards	Yards	Yards										
1	9/11	vs. G.B.	[L]	20	4	14	2	4/15	348	68	5.1	48	26	1.8	300	3-24	320	39	24	1	62.5	9-79	1-0	23	2	1	1	0	0	2/2	0/0	3/3	31:23									
2	9/18	at S.D.	[L]	20	6	13	1	2/11	388	63	6.2	69	11	6.3	319	2-10	329	50	31	2	44.8	14-93	1-1	14	2	0	2	0	0	2/2	0/0	0/1	25:08									
3	9/25	vs. BAL	[L]	14	1	12	1	6/16	216	63	3.4	48	21	2.3	168	4-26	194	38	24	3	41.5	7-75	0-0	17	2	0	2	0	0	2/2	0/0	1/2	28:54									
4	10/2	vs. IND	[W]	23	7	11	5	3/11	331	65	5.1	136	29	4.7	195	3-12	207	33	19	0	53.8	11-145	1-0	30	3	1	2	0	0	3/3	0/0	3/3	27:21									
6	10/16	at CHI	[W]	20	3	12	5	2/10	317	55	5.8	54	20	2.7	263	2-8	271	33	20	1	55	5-50	2-1	17	2	1	1	0	0	2/2	0/0	1/1	24:13									
7	10/23	vs. OAK	[L]	19	4	11	4	4/13	344	60	5.7	105	16	6.6	239	1-7	246	43	23	2	47.8	13-122	2-1	16	1	0	1	0	0	1/1	0/0	3/3	26:33									
8	10/27	at TEN	[L]	27	3	22	2	6/13	370	67	5.5	48	11	4.4	322	2-15	337	54	33	0	45.8	7-75	2-1	22	3	0	3	0	0	3/3	1/1	0/0	25:35									
9	11/6	at K.C.	[L]	25	6	17	2	5/13	449	75	6	205	32	6.4	244	2-8	252	44	22	1	41.8	5-46	3-3	14	2	0	2	0	0	2/2	0/0	0/1	29:39									
10	11/13	vs. HOU	[L]	23	3	18	2	10/17	327	73	4.5	80	22	3.6	247	2-8	265	49	32	1	38.3	4-48	2-1	21	2	0	2	0	0	2/2	1/1	2/2	32:10									
11	11/20	at DET	[L]	16	1	13	2	4/14	285	62	4.6	83	27	3.1	202	0-0	202	35	22	2	40.8	4-25	2-1	19	2	0	2	0	0	1/2	0/0	2/2	32:55									
12	11/27	at BUF	[L]	20	11	8	1	8/15	301	65	4.6	183	37	4.9	118	2-8	126	26	13	0	45.5	6-60	2-0	21	3	1	2	0	0	3/3	0/0	0/0	33:55									
13	12/4	vs. DEN	[L]	19	7	10	2	6/18	333	81	4.1	154	38	4.1	179	1-2	181	42	19	2	46.1	6-65	1-1	10	1	1	0	0	0	1/1	0/0	1/1	34:34									
14	12/11	vs. MIN	[L]	18	3	11	4	7/16	315	65	4.8	85	24	3.5	230	4-27	257	37	23	0	40.8	14-114	0-0	16	1	0	1	0	0	1/1	0/0	3/5	29:04									
15	12/18	at HOU	[L]	9	3	4	2	3/13	150	50	3	67	20	3.4	83	2-9	92	28	12	1	52.5	12-91	0-0	20	2	1	0	1	0	2/2	0/0	2/2	23:18									
16	12/24	vs. TEN	[W]	25	6	16	3	4/12	415	69	6	84	28	3	331	2-14	345	39	27	0	47.7	4-45	2-1	38	4	1	2	1	0	2/4	0/0	4/4	32:31									
17	1/1	at IND	[L]	23	7	15	1	4/14	470	71	6.6	182	30	6.1	288	2-13	301	39	25	0	47	8-54	2-2	20	2	1	1	0	0	2/2	0/0	2/4	29:36									
<b>TOTALS:</b>			3-13	<b>321</b>	<b>75</b>	<b>207</b>	<b>39</b>	<b>78/221</b>	<b>5359</b>	<b>1052</b>	<b>5.1</b>	<b>1631</b>	<b>392</b>	<b>4.2</b>	<b>3728</b>	<b>34-197</b>	<b>3925</b>	<b>629</b>	<b>369</b>	<b>16</b>	<b>46.6</b>	<b>129-1178</b>	<b>23-13</b>	<b>318</b>	<b>34</b>	<b>8</b>	<b>24</b>	<b>2</b>	<b>0</b>	<b>29/32</b>	<b>2/2</b>	<b>27/34</b>	<b>29:09</b>									

JACKSONVILLE JAGUARS 2016 DEFENSE GAME-BY-GAME

Wk.	Date	Opp	FIRST DOWNS					3 <sup>RD</sup>	TOT. OFFENSE					RUSHING					PASSING					PUNTS			PEN.			FUM.			Tot. Pts.	TD	Rn	Ps	Rt	Sfty	PAT	2PT	FGs	T.O.P.
			Tot	Run	Pass	Pen	DOWN		Yards	Plays	Avg.	Yards	Att.	Avg.	Net	Sacks	Gross	Att./	Cmp./	Int.	Avg.	Yards	Lost	Yards	Yards	Yards	Yards	Yards	Yards	Yards	Yards	Yards										
1	9/11	vs. G.B.	[L]	18	6	10	2	7/14	294	60	4.9	95	25	3.8	199	1-0	199	34	20	0	46	5-24	1-0	27	3	1	2	0	0	3/3	0/0	2/2	28:37									
2	9/18	at S.D.	[L]	25	10	10	5	7/13	357	63	5.7	150	35	4.3	207	3-13	220	25	17	0	43.3	3-23	1-1	38	5	1	4	0	0	5/5	0/0	1/1	34:52									
3	9/25	vs. BAL	[L]	18	3	11	4	5/13	283	64	4.4	84	22	3.8	199	2-15	214	40	29	2	48.6	8-58	2-1	19	1	1	0	0	1/1	0/0	4/4	31:06										
4	10/2	vs. IND	[W]	23	7	11	5	9/17	284	73	3.9	94	25	3.8	190	6-44	234	42	27	1	49.7	7-78	1-0	27	3	1	2	0	0	3/3	0/0	2/2	32:39									
6	10/16	at CHI	[W]	22	5	16	1	7/17	389	77	5.1	92	27	3.4	297	1-5	302	49	30	0	43.5	10-87	1-0	16	1	1	0	0	1/1	0/0	3/3	35:47										
7	10/23	vs. OAK	[L]	21	8	10	3	8/18	344	71	4.8	144	34	4.2	200	0-0	200	37	23	0	54.6	11-117	1-0	33	3	2	1	0	0	3/3	0/0	4/4	33:27									
8	10/27	at TEN	[L]	25	11	12	2	9/15	494	66	7.5	214	43	5	280	0-0	280	23	19	0	38.8	7-54	1-0	36	4	2	2	0	0	3/4	0/0	3/3	34:25									
9	11/6	at K.C.	[L]	10	4	6	0	1/14	231	57	4.1	62	22	2.8	169	2-18	187	33	20	0	50.4	8-75	0-0	19	1	0	1	0	0	1/1	0/0	4/4	30:21									
10	11/13	vs. HOU	[L]	16	9	6	1	7/15	273	61	4.5	181	33	5.5	92	1-7	99	27	14	0	46	4-89	0-0	24	3	0	2	1	0	3/3	0/0	1/3	27:50									
11	11/20	at DET	[L]	14	1	12	1	5/14	277	57	4.9	14	21	0.7	263	3-15	278	33	24	0	48.5	5-32	3-2	26	3	1	0	2	0	2/3	0/0	2/2	27:05									
12	11/27	at BUF	[L]	15	6	7	2	5/12	304	52	5.3	153	29	5.3	151	5-15	166	18	12	0	44	6-31	0-0	28	4	3	1	0	0	2/3	1/1	0/0	26:25									
13	12/4	vs. DEN	[L]	10	4	5	1	1/13	206	54	3.8	104	28	3.7	102	2-2	104	24	12	0	46	4-32	0-0	20	2	1	0	1	0	2/2	0/0	2/2	25:26									
14	12/11	vs. MIN	[L]	22	5	13	4	3/11	377	63	6	85	29	2.9	292	0-0	292	34	24	0	42	7-93	2-1	25	2	1	1	0	0	1/2	0/0	4/4	30:56									
15	12/18	at HOU	[L]	23	6	13	4	4/14	387	78	5	79	31	2.5	308	0-0	308	47	29	2	45.2	6-71	3-0	21	1	1	0	0	1/1	0/0	4/4	36:42										
16	12/24	vs. TEN	[W]	17	4	14	1	5/14	263	67	3.9	58	20	2.9	205	3-18	223	44	21	1	44.7	6-49	1-0	17	2	0	2	0	0	2/2	0/0	2/2	27:29									
17	1/1	at IND	[L]	24	4	18	2	2/10	384	67	5.7	94	22	4.3	290	4-31	321	41	24	1	40.6	4-35	1-1	24	3	1	2	0	0	3/3	0/0	1/2	30:24									
<b>TOTALS:</b>			3-13	<b>303</b>	<b>93</b>	<b>174</b>	<b>38</b>	<b>83/224</b>	<b>5147</b>	<b>1050</b>	<b>5</b>	<b>1703</b>	<b>446</b>	<b>3.8</b>	<b>3444</b>	<b>33-183</b>	<b>3627</b>	<b>551</b>	<b>345</b>	<b>7</b>	<b>46</b>	<b>97-913</b>	<b>18-6</b>	<b>400</b>	<b>41</b>	<b>17</b>	<b>20</b>	<b>4</b>	<b>1</b>	<b>36/40</b>	<b>1/1</b>	<b>38/41</b>	<b>30:51</b>									







# **JAGUARS RECORD BOOK**

**REGULAR SEASON WEEK 7 AT INDIANAPOLIS COLTS**







# CAREER RECORDS

## RUSHING

### RUSHING YARDS

Fred Taylor (1998-2008)	11,271
Maurice Jones-Drew (2006-13)	8,071
James Stewart (1995-99)	2,951
Mark Brunell (1995-2003)	2,219
David Garrard (2002-10)	1,746
Stacey Mack (1999-2002)	1,498
Natrone Means (1996-97)	1,330
<b>T.J. YELDON (2015-17)</b>	<b>1,205</b>
Denard Robinson (2013-16)	1,058
Rashad Jennings (2009-12)	944

### RUSHING ATTEMPTS

Fred Taylor (1998-2008)	2,428
Maurice Jones-Drew (2006-13)	1,804
James Stewart (1995-99)	765
Mark Brunell (1995-2003)	429
Natrone Means (1996-97)	396
David Garrard (2002-10)	380
Stacey Mack (1999-2002)	372
<b>T.J. YELDON (2015-17)</b>	<b>312</b>
Greg Jones (2004-12)	270
Denard Robinson (2013-16)	263

### RUSHING TOUCHDOWNS

Maurice Jones-Drew (2006-13)	68
Fred Taylor (1998-2008)	62
James Stewart (1995-99)	33
Stacey Mack (1999-2002)	19
David Garrard (2002-10)	17
Mark Brunell (1995-2003)	14
Natrone Means (1996-97)	11
Greg Jones (2004-12)	10
Byron Leftwich (2003-06)	8
Several players tied	7

### CONSECUTIVE GAMES WITH RUSHING TD

Maurice Jones-Drew (Nov. 12-Dec. 31, 2006)	8
Maurice Jones-Drew (Oct. 18-Nov. 22, 2009)	5
Maurice Jones-Drew (Nov. 11-Dec. 2, 2007)	4
Fred Taylor (Dec. 3-23, 2000)	4
Fred Taylor (Dec. 13, 1999-Jan. 2, 2000)	4
James Stewart (Nov. 21-Dec. 13, 1999)	4
Fred Taylor (Nov. 1-22, 1998)	4
Natrone Means (Nov. 9-30, 1997)	4

### RUSHING AVERAGE (MIN. 100 ATTEMPTS)

<b>BLAKE BORTLES (2014-17)</b>	<b>6.63</b>
Mark Brunell (1995-2003)	5.17
Fred Taylor (1998-2008)	4.64
David Garrard (2002-10)	4.59
Maurice Jones-Drew (2006-13)	4.47
Rashad Jennings (2009-12)	4.21
Jordan Todman (2012-14)	4.05
Stacey Mack (1999-2002)	4.03
Denard Robinson (2013-16)	4.02

### 200-YARD RUSHING GAMES

Fred Taylor (1998-2008)	1
-------------------------	---

### 100-YARD RUSHING GAMES

Fred Taylor (1998-2008)	47
Maurice Jones-Drew (2006-13)	27
James Stewart (1995-99)	6
<b>LEONARD FOURNETTE (2017)</b>	<b>3</b>
Stacey Mack (1999-2002)	3
<b>T.J. YELDON (2015-17)</b>	<b>2</b>
Denard Robinson (2013-16)	2
Rashad Jennings (2009-12)	2
Greg Jones (2004-12)	2

### LONGEST RUNS FROM SCRIMMAGE

<b>LEONARD FOURNETTE (Oct. 8, 2017 at Pit.)</b>	<b>90t</b>
Maurice Jones-Drew (Nov. 1, 2009 at Ten.)	80t
Fred Taylor (Dec. 9, 2007 vs. Car.)	80t
Maurice Jones-Drew (Nov. 1, 2009 at Ten.)	79t
Fred Taylor (Oct. 12, 1998 vs. Mia.)	77t
<b>LEONARD FOURNETTE (Oct. 15, 2017 vs. LAR)</b>	<b>75t</b>
Fred Taylor (Oct. 14, 2007 vs. Hou.)	76
Fred Taylor (Dec. 10, 2006 vs. Ind.)	76

### LONGEST RUSHING TDs

<b>LEONARD FOURNETTE (Oct. 8, 2017 at Pit.)</b>	<b>90</b>
Maurice Jones-Drew (Nov. 1, 2009 at Ten.)	80
Fred Taylor (Dec. 9, 2007 vs. Car.)	80
Maurice Jones-Drew (Nov. 1, 2009 at Ten.)	79
Fred Taylor (Oct. 12, 1998 vs. Mia.)	77
<b>LEONARD FOURNETTE (Oct. 15, 2017 vs. LAR)</b>	<b>75</b>

## RECEIVING

### RECEPTIONS

Jimmy Smith (1995-2005)	862
Keenan McCardell (1996-2001)	499
<b>MARCEDES LEWIS (2006-17)</b>	<b>356</b>
Maurice Jones-Drew (2006-13)	335
Fred Taylor (1998-2008)	286
Kyle Brady (1999-2006)	241
<b>ALLEN ROBINSON (2014-17)</b>	<b>202</b>
Pete Mitchell (1995-2002)	191
Reggie Williams (2004-08)	189
Cecil Shorts III (2011-14)	176

### RECEIVING YARDS

Jimmy Smith (1995-2005)	12,287
Keenan McCardell (1996-2001)	6,393
<b>MARCEDES LEWIS (2006-16)</b>	<b>4,260</b>
Maurice Jones-Drew (2006-13)	2,873
<b>ALLEN ROBINSON (2014-17)</b>	<b>2,848</b>
Kyle Brady (1999-2006)	2,500
Fred Taylor (1998-2008)	2,361
Cecil Shorts III (2011-14)	2,343
Reggie Williams (2004-08)	2,322
Matt Jones (2005-08)	2,153

### RECEIVING TOUCHDOWNS

Jimmy Smith (1995-2005)	67
<b>MARCEDES LEWIS (2006-17)</b>	<b>31</b>
Keenan McCardell (1996-2001)	30
<b>ALLEN ROBINSON (2014-17)</b>	<b>22</b>
<b>ALLEN HURNS (2014-17)</b>	<b>21</b>
Reggie Williams (2004-08)	18
Ernest Wilford (2004-10)	15
Matt Jones (2005-08)	15
Mike Sims-Walker (2008-11)	14
Kyle Brady (1999-2006)	13

### CONSECUTIVE GAMES WITH RECEPTION

Jimmy Smith (Oct. 29, 1995-Dec. 17, 2000)	86
Jimmy Smith (Sept. 9, 2001-Jan. 1, 2006)	76
Maurice Jones-Drew (Dec. 10, 2006-Dec. 19, 2010)	65
Keenan McCardell (Dec. 28, 1998-Jan. 6, 2002)	49
Keenan McCardell (Sept. 1, 1996-Dec. 13, 1998)	45
<b>ALLEN ROBINSON (Sept. 7, 2014-Sept. 10, 2017)</b>	<b>43</b>
<b>ALLEN HURNS (Sept. 7, 2014-Oct. 27, 2016)</b>	<b>38</b>
<b>MARCEDES LEWIS (Sept. 12, 2010-Sept. 9, 2012)</b>	<b>32</b>
Ernest Wilford (Dec. 26, 2004-Dec. 3, 2006)	30

### CONSECUTIVE GAMES WITH REC. TD

<b>ALLEN HURNS (Sept. 27-Nov. 15, 2015)</b>	<b>7</b>
<b>ALLEN ROBINSON (Nov. 29-Dec. 27, 2015)</b>	<b>5</b>
Julius Thomas (Nov. 19-Dec. 13, 2015)	4
<b>MARCEDES LEWIS (Dec. 1-22, 2013)</b>	<b>4</b>
Cecil Shorts III (Nov. 8-Dec. 2, 2012)	4
Reggie Williams (Dec. 9-30, 2007)	4
Several players tied	3

### YARDS PER RECEPTION (MIN. 100 RECEPTIONS)

Jimmy Smith (1995-2005)	14.25
<b>ALLEN HURNS (2014-17)</b>	<b>14.20</b>
<b>ALLEN ROBINSON (2014-17)</b>	<b>14.10</b>
Ernest Wilford (2004-10)	13.86
Mike Sims-Walker (2008-11)	13.49
Cecil Shorts III (2011-14)	13.31
Matt Jones (2005-08)	12.97
Keenan McCardell (1996-2001)	12.81
Willie Jackson (1995-97)	12.44

*\*An active streak*



# CAREER RECORDS

## RECEIVING

### 200-YARD RECEIVING GAMES

Jimmy Smith (1995-2005).....2

### 100-YARD RECEIVING GAMES

Jimmy Smith (1995-2005).....46  
 Keenan McCardell (1996-2001).....19  
**ALLEN ROBINSON (2014-17).....8**  
**ALLEN HURNS (2014-17).....7**  
 Cecil Shorts III (2011-14).....7  
 Matt Jones (2005-08).....6  
 Mike Sims-Walker (2008-10).....6  
 Justin Blackmon (2012-13).....3  
*Several players tied.....2*

### LONGEST RECEPTIONS

**ALLEN ROBINSON (Dec. 27, 2015 at N.O.).....90t**  
 Troy Edwards (Sept. 28, 2003 at Hou.).....84t  
 Justin Blackmon (Nov. 18, 2012 at Hou.).....81t  
**ALLEN HURNS (Dec. 13, 2015 vs. IND.).....80t**  
 Cecil Shorts III (Sept. 23, 2012 at Ind.).....80t  
 Reggie Williams (Nov. 4, 2007 at N.O.).....80t  
 Patrick Johnson (Sept. 15, 2002 at K.C.).....79t

### CONSECUTIVE 100-YARD GAMES

Jimmy Smith (Oct. 24-Nov. 14, 2004).....3  
 Jimmy Smith (Dec. 19, 1999-Jan. 2, 2000).....3  
 Jimmy Smith (Nov. 21-Dec. 2, 1999).....3  
 Jimmy Smith (Sept. 12-26, 1999).....3  
 Jimmy Smith (Nov. 29-Dec. 13, 1998).....3  
 Jimmy Smith (Nov. 9-23, 1997).....3  
 Jimmy Smith (Aug. 31-Sept. 22, 1997).....3  
*Several players tied.....2*

### LONGEST RECEIVING TDs

**ALLEN ROBINSON (Dec. 27, 2015 at N.O.).....90**  
 Troy Edwards (Sept. 28, 2003 at Hou.).....84  
 Justin Blackmon (Nov. 18, 2012 at Hou.).....81  
**ALLEN HURNS (Dec. 13, 2015 vs. IND.).....80**  
 Cecil Shorts III (Sept. 23, 2012 at Ind.).....80  
 Reggie Williams (Nov. 4, 2007 at N.O.).....80  
 Patrick Johnson (Sept. 15, 2002 at K.C.).....79  
 Fred Taylor (Nov. 1, 1998 at Bal.).....78  
 Jason Hill (Oct. 9, 2011 vs. Cin.).....74



## YARDAGE

### SCRIMMAGE YARDS

Fred Taylor (1998-2008).....13,632  
 Jimmy Smith (1995-2005).....12,286  
 Maurice Jones-Drew (2006-13).....10,944  
 Keenan McCardell (1996-2001).....6,393  
**MARCEDES LEWIS (2006-17).....4,260**  
 James Stewart (1995-99).....3,804  
**ALLEN ROBINSON (2014-17).....2,848**  
 Kyle Brady (1999-2006).....2,500  
 Reggie Williams (2004-08).....2,366  
 Cecil Shorts III (2011-14).....2,339

### ALL-PURPOSE YARDS

Fred Taylor (1998-2008).....13,640  
 Maurice Jones-Drew (2006-13).....13,110  
 Jimmy Smith (1995-2005).....12,875  
 Keenan McCardell (1996-2001).....6,499  
**MARCEDES LEWIS (2006-17).....4,260**  
 James Stewart (1995-99).....3,793  
 Reggie Barlow (1996-2000).....3,687  
 Mike Thomas (2009-12).....3,276  
**ALLEN ROBINSON (2014-17).....2,848**  
 Kyle Brady (1999-2006).....2,567

## PUNTING

### PUNTS

Bryan Barker (1995-2000).....456  
 Chris Hanson (2001-06).....424  
 Bryan Anger (2012-15).....360  
 Adam Podlesh (2007-10).....229  
**BRAD NORTMAN (2016-17).....109**  
 Nick Harris (2011).....72  
 Mark Royals (2003).....45  
 Matt Turk (2011).....27  
 Steve Weatherford (2008).....21

### PUNT YARDS

Bryan Barker (1995-2000).....19,849  
 Chris Hanson (2001-06).....18,190  
 Bryan Anger (2012-15).....16,855  
 Adam Podlesh (2007-10).....9,751  
**BRAD NORTMAN (2016-17).....4,997**  
 Nick Harris (2011).....3,075  
 Mark Royals (2003).....1,852  
 Matt Turk (2011).....1,072  
 Steve Weatherford (2008).....915

### GROSS AVERAGE (MIN. 100 PUNTS)

Bryan Anger (2012-15).....46.8  
**BRAD NORTMAN (2016-17).....45.8**  
 Bryan Barker (1995-2000).....43.5  
 Chris Hanson (2001-06).....42.9

### LONGEST PUNTS

Bryan Barker (Oct. 11, 1999 at N.Y. Jets).....83  
**BRAD NORTMAN (Oct. 2, 2016 vs. IND.).....78**  
 Adam Podlesh (Oct. 28, 2007 at T.B.).....76  
 Chris Hanson (Nov. 20, 2005 at Ten.).....74  
 Bryan Anger (Oct. 4, 2012 vs. Det.).....73  
 Bryan Anger (Dec. 14, 2014 at Bal.).....69  
 Chris Hanson (Sept. 12, 2004 at Buf.).....69  
**BRAD NORTMAN (DEC. 18, 2016 at Hou.).....67**  
**BRAD NORTMAN (Sept. 11, 2016 vs. G.B.).....67**  
 Bryan Anger (Nov. 30, 2014 vs. N.Y. Giants).....66  
**BRAD NORTMAN (Sept. 11, 2016 vs. G.B.).....65**  
 Bryan Anger (Sept. 23, 2012 at Ind.).....66  
 Bryan Anger (Dec. 23, 2012 vs. N.E.).....65  
 Bryan Anger (Nov. 25, 2012 vs. Ten.).....65  
 Bryan Anger (Oct. 7, 2012 vs. Chi.).....65  
 Matt Turk (Sept. 11, 2011 vs. Ten.).....65

### INSIDE THE 20 (MIN. 100 PUNTS)

Bryan Barker (1995-2000).....151  
 Chris Hanson (2001-06).....136  
 Bryan Anger (2011-15).....113  
 Adam Podlesh (2007-10).....75

### NET AVERAGE (MIN. 100 PUNTS)

Bryan Anger (2012-15).....40.5  
**BRAD NORTMAN (2016-17).....39.3**  
 Adam Podlesh (2007-10).....37.8  
 Bryan Barker (1995-2000).....37.2

### CONSECUTIVE PUNTS WITHOUT BLOCK

Bryan Barker (1995-2000).....456  
 Adam Podlesh (2007-10).....229  
 Chris Hanson (2001-03).....168

### FEWEST TOUCHBACKS (MIN. 100 PUNTS)

**BRAD NORTMAN (2016-17).....9**  
 Adam Podlesh (2007-10).....19  
 Bryan Anger (2012-15).....27  
 Bryan Barker (1995-2000).....43



# CAREER RECORDS

## RETURNS

### KICKOFF RETURNS

Maurice Jones-Drew (2006-13)	79
Deji Karim (2010-11)	77
Brian Witherspoon (2008-09)	76
Reggie Barlow (1996-2000)	70
Jordan Todman (2012-14)	68
Willie Jackson (1995-97)	58
David Allen (2003-04)	52
Derrick Wimbush (2005-06)	47
Elvis Joseph (2001-02)	44
Shyrone Stith (2000)	33

### LONGEST KICKOFF RETURNS

<b>MARQISE LEE (Dec. 18, 2016 at Hou.)</b>	<b>100t</b>
Maurice Jones-Drew (Nov. 4, 2007 at N.O.)	100t
Alvis Whitted (Dec. 26, 1999 at Ten.)	98t
Elvis Joseph (Nov. 18, 2001 at Pit.)	85t
Maurice Jones-Drew (Dec. 10, 2006 vs. Ind.)	93t
Reggie Barlow (Dec. 7, 1997 vs. N.E.)	92t

### PUNT RETURN YARDS

Reggie Barlow (1996-2000)	1,581
Alvin Pearman (2005-08)	693
Mike Thomas (2009-12)	620
David Allen (2003-04)	468
<b>RASHAD GREENE SR. (2015-17)</b>	<b>432</b>
Ace Sanders (2013-14)	367
Chris Hudson (1995-98)	348
Damon Gibson (2001-02)	333
Bobby Shaw (2002)	310
Jermaine Lewis (2003-04)	272



### KICKOFF RETURN YARDS

Maurice Jones-Drew (2006-12)	2,054
Deji Karim (2010-11)	1,900
Brian Witherspoon (2008-09)	1,818
Jordan Todman (2012-14)	1,762
Reggie Barlow (1996-2000)	1,634
Willie Jackson (1995-97)	1,206
Derrick Wimbush (2005-06)	1,136
David Allen (2003-04)	1,041
Elvis Joseph (2001-02)	990
Shyrone Stith (2000)	785

### KICK RETURN AVERAGE (MIN. 50 RETURNS)

Maurice Jones-Drew (2006-13)	26.00
Jordan Todman (2012-14)	25.91
Deji Karim (2010-11)	24.68
Brian Witherspoon (2008-09)	23.92
Reggie Barlow (1996-2000)	23.34
Willie Jackson (1995-97)	20.79
David Allen (2003-04)	20.02

### PUNT RETURN AVERAGE (MIN. 25 RETURNS)

Bobby Shaw (2002)	12.40
David Allen (2003-04)	11.14
<b>RASHAD GREENE SR. (2015-17)</b>	<b>11.08</b>
Chris Hudson (1995-98)	10.88
Reggie Barlow (1996-2000)	10.83
Jermaine Lewis (2003-04)	9.71
Alvin Pearman (2005-08)	8.56
Damon Gibson (2001-02)	8.54
Mike Thomas (2009-12)	8.27
Dennis Northcutt (2007-08)	8.19

### PUNT RETURN TOUCHDOWNS

Reggie Barlow (1996-2000)	2
<b>RASHAD GREENE (2015-17)</b>	<b>1</b>
Mike Thomas (2009-12)	1
Bobby Shaw (2002)	1

### KICKOFF RETURN TOUCHDOWNS

Maurice Jones-Drew (2006-11)	2
<b>MARQISE LEE (2014-2017)</b>	<b>1</b>
Derrick Wimbush (2005-06)	1
Jimmy Smith (1995-2005)	1
Elvis Joseph (2001-02)	1
Alvis Whitted (1998-2001)	1
Reggie Barlow (1996-2000)	1



### PUNT RETURNS

Reggie Barlow (1996-2000)	146
Alvin Pearman (2005-08)	81
Mike Thomas (2009-12)	75
Ace Sanders (2013-14)	57
David Allen (2003-04)	42
<b>RASHAD GREENE SR. (2015-17)</b>	<b>40</b>
Damon Gibson (2001-02)	39
Chris Hudson (1995-98)	32
Dennis Northcutt (2007-08)	31
Jermaine Lewis (2003-04)	28
Bobby Shaw (2002)	25

### LONGEST PUNT RETURNS

Reggie Barlow (Sept. 13, 1998 vs. K.C.)	85t
Mike Thomas (Dec. 18, 2010 at Ind.)	78t
Reggie Barlow (Nov. 21, 1999 vs. N.O.)	74t
<b>RASHAD GREENE SR. (Dec. 13, 2015 vs. Ind.)</b>	<b>73t</b>
Bobby Shaw (Oct. 6, 2002 vs. Phi.)	69t
Rashad Greene (Nov. 19, 2015 vs. Ten.)	63
Chris Hudson (Oct. 6, 1996 at N.O.)	60

## DEFENSE

### INTERCEPTIONS

Rashean Mathis (2003-12)	30
Aaron Beasley (1996-2001)	15
Donovin Darius (1998-2006)	14
Derek Cox (2009-12)	12
<b>PAUL POSLUSZNY (2011-17)</b>	<b>11</b>
Mike Peterson (2003-08)	8
Chris Hudson (1995-98)	8
Reggie Nelson (2007-09)	7
Deon Grant (2004-06)	7
Marlon McCree (2001-03)	7
Jason Craft (1999-2003)	7

### LONGEST INTERCEPTION RETURNS

Aaron Beasley (Sept. 12, 1999 vs. S.F.)	93t
Rashean Mathis (Oct. 5, 2008 vs. Pit.)	72t
<b>TASHAUN GIPSON (Sept. 10, 2017 at Hou.)</b>	<b>67</b>
Rashean Mathis (Sept. 21, 2008 at Ind.)	61t
<b>PAUL POSLUSZNY (Oct. 13, 2013 at Den.)</b>	<b>59t</b>
Dwayne Gratz (Dec. 28, 2014 at Hou.)	55t
Rashean Mathis (Nov. 5, 2006 vs. Ten.)	55
Scott Starks (Nov. 5, 2006 vs. Ten.)	55t

### CONSECUTIVE GAMES WITH INT

Brian Williams (Oct. 14-Nov. 11, 2007)	3
<b>JALEN RAMSEY (Dec. 18-24, 2016)</b>	<b>2</b>
Geno Hayes (Dec. 5-15, 2013)	2
Derek Cox (Oct. 7-21, 2012)	2
Morgan Trent (Dec. 24, 2011-Jan. 1, 2012)	2
Rashean Mathis (Dec. 31, 2006-Sept. 9, 2007)	2
Gerald Sensabaugh (Dec. 3-10, 2006)	2
Rashean Mathis (Sept. 10-18, 2006)	2
Rashean Mathis (Oct. 16-30, 2005)	2
Donovin Darius (Nov. 21-28, 2004)	2
Mike Peterson (Nov. 23-30, 2003)	2
Marlon McCree (Dec. 1-8, 2002)	2
Marlon McCree (Nov. 10-17, 2002)	2
Donovin Darius (Oct. 31-Nov. 7, 1999)	2
Chris Hudson (Sept. 20-27, 1998)	2
Chris Hudson (Nov. 2-9, 1997)	2
James Williams (Nov. 26-Dec. 3, 1995)	2

### INTS RETURNED FOR TOUCHDOWN

Rashean Mathis (2003-12)	3
<b>TELVIN SMITH (2014-17)</b>	<b>2</b>
Aaron Beasley (1996-2001)	2
Several players tied	1





# CAREER RECORDS

## DEFENSE

### SACKS

Tony Brackens (1996-2003) .....	55.0
Joel Smeenge (1995-2000) .....	34.0
John Henderson (2002-09) .....	29.0
Paul Spicer (2001-08) .....	28.5
Kevin Hardy (1996-2001) .....	28.5
Gary Walker (1999-2001) .....	22.5
Marcus Stroud (2001-07) .....	22.0

### CONSECUTIVE GAMES WITH SACK

Tony Brackens (Nov. 11-Dec. 30, 2001) .....	8
<b>YANNICK NGAKOUE (Sept. 18-Oct. 16, 2016) .....</b>	<b>4</b>
Gary Walker (Oct. 18-Nov. 11, 2001) .....	4
Tony Brackens (Nov. 28-Dec. 19, 1999) .....	4
Kevin Hardy (Oct. 11-Nov. 7, 1999) .....	4
Tony Brackens (Sept. 22-Oct. 12, 1997) .....	4

### TACKLES

Daryl Smith (2004-12) .....	1,089
<b>PAUL POSLUSZNY (2011-17) .....</b>	<b>931</b>
Donovin Darius (1998-2006) .....	858
Mike Peterson (2003-08) .....	837
Kevin Hardy (1996-2001) .....	789
John Henderson (2002-09) .....	563
Rashean Mathis (2003-12) .....	554
Akin Ayodele (2002-05) .....	489

### TAKEAWAYS

Rashean Mathis (2003-12) .....	35
Donovin Darius (1998-2006) .....	20
Tony Brackens (1996-2003) .....	18
Aaron Beasley (1996-2001) .....	18



## FUMBLES

### FUMBLES

Mark Brunell (1995-2003) .....	51
David Garrard (2002-10) .....	44
<b>BLAKE BORTLES (2014-17) .....</b>	<b>32</b>
Fred Taylor (1998-2008) .....	25
Byron Leftwich (2003-06) .....	25
Maurice Jones-Drew (2006-13) .....	22
Blaine Gabbert (2011-13) .....	21

### FUMBLES LOST

David Garrard (2002-10) .....	21
Mark Brunell (1995-2003) .....	18
Fred Taylor (1998-2008) .....	12
<b>BLAKE BORTLES (2014-17) .....</b>	<b>13</b>
Maurice Jones-Drew (2006-13) .....	10
Byron Leftwich (2003-06) .....	10

### LONGEST FUMBLE RECOVERY RETURNS

Aaron Beasley (Nov. 8, 1998 vs. Cin.) .....	90t
Donovin Darius (Nov. 1, 1998 at Bal.) .....	83t
Daryl Smith (Oct. 14, 2007 vs. Hou.) .....	77t
Ainsley Battles (Dec. 3, 2001 vs. G.B.) .....	60t
<b>DANTE FOWLER JR. (Sept. 10, 2017 at Hou.) .....</b>	<b>53t</b>

### FORCED FUMBLES

Tony Brackens (1996-2003) .....	28
Daryl Smith (2004-12) .....	9
Joel Smeenge (1995-2000) .....	9
Aaron Beasley (1996-2001) .....	8
Kevin Hardy (1996-2001) .....	8
Marcus Stroud (2001-07) .....	7
Donovin Darius (1998-2006) .....	7
Akin Ayodele (2002-05) .....	7

### OPPONENT FUMBLE RECOVERIES

Tony Brackens (1996-2003) .....	13
Donovin Darius (1998-2006) .....	6
Fernando Bryant (1999-2003) .....	6
Kevin Hardy (1996-2001) .....	6
Bryan Schwartz (1995-99) .....	6
Travis Davis (1995-98) .....	6



## BLOCKS

### BLOCKED FIELD GOALS

Marcus Stroud (2001-07) .....	2
Clyde Simmons (1996-97) .....	2
Tyson Alualu (2010-16) .....	1
Chris Clemons (2014-15) .....	1
Rashean Mathis (2003-10) .....	1
John Henderson (2002-09) .....	1

### BLOCKED PUNTS

Donovin Darius (1998-2006) .....	2
Dave Thomas (1995-99) .....	2

### BLOCKED FIELD GOAL RETURNS

Chris Hudson (Sept. 22, 1997 vs. Pit.) .....	1
Mickey Washington (Dec. 1, 1996 vs. Cin.) .....	1

### BLOCKED EXTRA POINTS

Sen'Derrick Marks (Nov. 20, 2016 at Det.) .....	1
Tony Brackens (Oct. 5, 1997 vs. Cin.) .....	1
Clyde Simmons (Sept. 22, 1996 at N.E.) .....	1

### BLOCKED PUNT RETURNS

Mike Harris (Dec. 30, 2012 at Ten.) .....	1
Zach Potter (Dec. 15, 2011 at Atl.) .....	1
Alvis Whitted (Nov. 1, 1998 at Bal.) .....	1
Jimmy Smith (Dec. 3, 1995 at Den.) .....	1

# SINGLE-SEASON RECORDS

## SCORING

### POINTS

Mike Hollis (1997) .....	134
Mike Hollis (1999) .....	130
Josh Scobee (2006).....	119
Mike Hollis (1996) .....	117
Jason Myers (2016).....	110
Jason Myers (2015).....	110
Mike Hollis (1998).....	108
Josh Scobee (2010).....	107
Josh Scobee (2005).....	107

### TOUCHDOWNS

Fred Taylor (1998).....	17
Maurice Jones-Drew (2009) .....	16
Maurice Jones-Drew (2006) .....	16
<b>ALLEN ROBINSON (2015)</b> .....	<b>16</b>
Maurice Jones-Drew (2008) .....	14
Fred Taylor (2000).....	14
James Stewart (1999).....	13
Maurice Jones-Drew (2011) .....	11
Several players tied.....	10

### FIELD GOALS

Mike Hollis (1999) .....	31
Mike Hollis (1997) .....	31
Mike Hollis (1996) .....	30
<b>JASON MYERS (2016)</b> .....	<b>27</b>
<b>JASON MYERS (2015)</b> .....	<b>26</b>
Josh Scobee (2006).....	26
Josh Scobee (2012).....	25
Josh Scobee (2000).....	24
Mike Hollis (2000) .....	24

### FIELD GOAL % (MIN. 25 ATTEMPTS)

Mike Hollis (2000) .....	92.3
Josh Scobee (2013).....	92.0
Josh Scobee (2011).....	92.0
Josh Scobee (2012).....	89.3
<b>JASON MYERS (2015)</b> .....	<b>86.7</b>
Mike Hollis (1997) .....	86.1
Mike Hollis (1996) .....	83.3
Mike Hollis (1999) .....	81.6
Josh Scobee (2006).....	81.3
Mike Hollis (1998) .....	80.8

### EXTRA POINTS

Mike Hollis (1998) .....	45
Josh Scobee (2010).....	41
Josh Scobee (2006).....	41
Mike Hollis (1997) .....	41
Josh Scobee (2005).....	38
Mike Hollis (1999) .....	37
Josh Scobee (2008).....	33
Mike Hollis (2000) .....	33
<b>JASON MYERS (2015)</b> .....	<b>32</b>
Several players tied.....	30



## PASSING

### PASSING YARDS

<b>BLAKE BORTLES (2015)</b> .....	<b>4,428</b>
Mark Brunell (1996) *Led NFL* .....	4,367
<b>BLAKE BORTLES (2016)</b> .....	<b>3,925</b>
Mark Brunell (2000) .....	3,640
David Garrard (2008) .....	3,620
David Garrard (2009) .....	3,597
Mark Brunell (2001) .....	3,309
Mark Brunell (1997) .....	3,281
Chad Henne (2013) .....	3,241
Mark Brunell (1999) .....	3,060

### PASS ATTEMPTS

<b>BLAKE BORTLES (2016)</b> .....	<b>625</b>
<b>BLAKE BORTLES (2015)</b> .....	<b>606</b>
Mark Brunell (1996) .....	557
David Garrard (2008) .....	535
David Garrard (2009) .....	516
Mark Brunell (2000) .....	512
Chad Henne (2013) .....	503
<b>BLAKE BORTLES (2014)</b> .....	<b>475</b>
Mark Brunell (2001) .....	473
Mark Brunell (1999) .....	441

### PASS COMPLETIONS

<b>BLAKE BORTLES (2016)</b> .....	<b>368</b>
<b>BLAKE BORTLES (2015)</b> .....	<b>355</b>
Mark Brunell (1996) .....	353
David Garrard (2008) .....	335
David Garrard (2009) .....	314
Mark Brunell (2000) .....	311
Chad Henne (2013) .....	305
Mark Brunell (2001) .....	289
<b>BLAKE BORTLES (2014)</b> .....	<b>280</b>
Byron Leftwich (2004) .....	267

### TOUCHDOWN PASSES

<b>BLAKE BORTLES (2015)</b> .....	<b>35</b>
<b>BLAKE BORTLES (2016)</b> .....	<b>23</b>
David Garrard (2010) .....	23
Mark Brunell (2000) .....	20
Mark Brunell (1998) .....	20
Mark Brunell (2001) .....	19
Mark Brunell (1996) .....	19
David Garrard (2007) .....	18
Mark Brunell (1997) .....	18
Mark Brunell (2002) .....	17

### INTERCEPTIONS

Mark Brunell (1996) .....	20
<b>BLAKE BORTLES (2015)</b> .....	<b>18</b>
<b>BLAKE BORTLES (2014)</b> .....	<b>17</b>
<b>BLAKE BORTLES (2016)</b> .....	<b>16</b>
Byron Leftwich (2003) .....	16
David Garrard (2010) .....	15
Chad Henne (2013) .....	14
Mark Brunell (2000) .....	14
David Garrard (2008) .....	13
Mark Brunell (2001) .....	13

### INTERCEPTION % (MIN. 300 ATTEMPTS)

David Garrard (2007) .....	0.92
Mark Brunell (1997) .....	1.61
Byron Leftwich (2005).....	1.66
Mark Brunell (2002) .....	1.68
David Garrard (2009) .....	1.94
Mark Brunell (1995) .....	2.02
Mark Brunell (1999) .....	2.04
Byron Leftwich (2004) .....	2.27
David Garrard (2008) .....	2.43
Mark Brunell (1998) .....	2.54

### COMPLETION % (MIN. 300 ATTEMPTS)

David Garrard (2010) .....	64.48
David Garrard (2007) .....	64.00
Mark Brunell (1996) .....	63.38
David Garrard (2008) .....	62.62
Mark Brunell (2001) .....	61.10
David Garrard (2009) .....	60.85
Mark Brunell (2000) .....	60.74
Mark Brunell (1997) .....	60.69
Chad Henne (2013) .....	60.64
Byron Leftwich (2004) .....	60.54

### PASSER RATING (MIN. 300 ATTEMPTS)

David Garrard (2007) .....	102.2
Mark Brunell (1997) .....	91.2
David Garrard (2010) .....	90.8
Mark Brunell (1998) .....	89.9
Byron Leftwich (2005) .....	89.3
<b>BLAKE BORTLES (2015)</b> .....	<b>88.2</b>
Mark Brunell (2002) .....	85.7
Mark Brunell (2001) .....	84.1
Mark Brunell (2000) .....	84.0
Mark Brunell (1996) .....	84.0

### AVG. GAIN PER ATTEMPT (MIN. 300 ATTEMPTS)

Mark Brunell (1996) *Led NFL* .....	7.84
David Garrard (2007) .....	7.72
Mark Brunell (1997) .....	7.54
David Garrard (2010) .....	7.47
Mark Brunell (1998) .....	7.35
<b>BLAKE BORTLES (2015)</b> .....	<b>7.31</b>
Mark Brunell (2000) .....	7.11
Byron Leftwich (2005) .....	7.03
Mark Brunell (2001) .....	7.00
David Garrard (2009) .....	6.97

### 400-YARD PASSING GAMES

Mark Brunell (1996) .....	2
---------------------------	---

### 300-YARD PASSING GAMES

Blake Bortles (2015) .....	6
Mark Brunell (1996) .....	6
<b>BLAKE BORTLES (2016)</b> .....	<b>5</b>
Several players tied.....	3

# SINGLE-SEASON RECORDS

## RUSHING

### RUSHING YARDS

Maurice Jones-Drew (2011) *Led NFL*	1,606
Fred Taylor (2003)	1,572
Fred Taylor (2000)	1,399
Maurice Jones-Drew (2009)	1,391
Maurice Jones-Drew (2010)	1,324
Fred Taylor (2002)	1,314
Fred Taylor (2004)	1,224
Fred Taylor (1998)	1,223
Fred Taylor (2007)	1,202
Fred Taylor (2006)	1,146

### RUSHING ATTEMPTS

Fred Taylor (2003)	345
Maurice Jones-Drew (2011)	343
Maurice Jones-Drew (2009)	312
Maurice Jones-Drew (2010)	299
Fred Taylor (2000)	292
Fred Taylor (2002)	287
Fred Taylor (1998)	264
Fred Taylor (2004)	260
James Stewart (1999)	249
Natrone Means (1997)	244

### RUSHING TOUCHDOWNS

Maurice Jones-Drew (2009)	15
Fred Taylor (1998)	14
Maurice Jones-Drew (2006)	13
James Stewart (1999)	13
Maurice Jones-Drew (2008)	12
Fred Taylor (2000)	12
Maurice Jones-Drew (2007)	9
Stacey Mack (2002)	9
Stacey Mack (2001)	9
Natrone Means (1997)	9

### RUSHING AVERAGE (MIN. 150 ATTEMPTS)

Maurice Jones-Drew (2006)	5.67
Fred Taylor (2007)	5.39
Fred Taylor (2006)	4.96
Fred Taylor (2000)	4.79
Fred Taylor (2004)	4.71
Maurice Jones-Drew (2011)	4.68
Fred Taylor (1998)	4.63
Maurice Jones-Drew (2007)	4.60
Fred Taylor (1999)	4.60
Fred Taylor (2002)	4.58

### 200-YARD RUSHING GAMES

Fred Taylor (2000)	1
--------------------	---



### 100-YARD RUSHING GAMES

Fred Taylor (2000)	9
Maurice Jones-Drew (2010)	7
Fred Taylor (2003)	7
Maurice Jones-Drew (2011)	6
Fred Taylor (1998)	6
Maurice Jones-Drew (2009)	5
Fred Taylor (2007)	5
Fred Taylor (2004)	5
Fred Taylor (2002)	5
Fred Taylor (2006)	4

## RECEIVING

### RECEPTIONS

Jimmy Smith (1999) *Led NFL*	116
Jimmy Smith (2001)	112
Keenan McCardell (2000)	94
Keenan McCardell (2001)	93
Jimmy Smith (2000)	91
Keenan McCardell (1997)	85
Keenan McCardell (1996)	85
Jimmy Smith (1996)	83
Jimmy Smith (1997)	82
Several players tied	80

### RECEIVING TOUCHDOWNS

ALLEN ROBINSON (2015) *Led NFL*	14
Allen Hurns (2015)	10
MARCEDES LEWIS (2010)	10
Reggie Williams (2007)	10
Jimmy Smith (2001)	8
Jimmy Smith (2000)	8
Jimmy Smith (1998)	8

### 200-YARD RECEIVING GAMES

Justin Blackmon (2012)	1
Jimmy Smith (2000)	1
Jimmy Smith (1999)	1
Keenan McCardell (1996)	1

### RECEIVING YARDS

Jimmy Smith (1999)	1,636
ALLEN ROBINSON (2015)	1,400
Jimmy Smith (2001)	1,373
Jimmy Smith (1997)	1,324
Jimmy Smith (1996)	1,244
Jimmy Smith (2000)	1,213
Keenan McCardell (2000)	1,207
Jimmy Smith (1998)	1,182
Jimmy Smith (2004)	1,172
Keenan McCardell (1997)	1,164
Keenan McCardell (1996)	1,129
Keenan McCardell (2001)	1,110
ALLEN HURNS (2015)	1,031
Jimmy Smith (2002)	1,027
Jimmy Smith (2005)	1,023

### 100-YARD RECEIVING GAMES

Jimmy Smith (1999)	9
ALLEN ROBINSON (2015)	6
Jimmy Smith (2001)	6
Jimmy Smith (1997)	6
Keenan McCardell (2000)	5
Jimmy Smith (2000)	5
Jimmy Smith (1998)	5

### YARDS PER RECEPTION (MIN. 50 RECEPTIONS)

Cecil Shorts III (2012)	17.80
ALLEN ROBINSON (2015)	17.50
Jimmy Smith (1997)	16.15
ALLEN HURNS (2015)	16.11
Jimmy Smith (2004)	15.84
Jimmy Smith (1998)	15.15
Jimmy Smith (1996)	14.99



## YARDAGE

### SCRIMMAGE YARDS

Maurice Jones-Drew (2011)	1,980
Fred Taylor (2003)	1,942
Maurice Jones-Drew (2009)	1,765
Fred Taylor (2002)	1,722
Fred Taylor (1998)	1,644
Maurice Jones-Drew (2010)	1,641
Fred Taylor (2000)	1,639
Jimmy Smith (1999)	1,636
Fred Taylor (2004)	1,569
ALLEN ROBINSON (2015)	1,400

### ALL-PURPOSE YARDS

Maurice Jones-Drew (2006)	2,250
Maurice Jones-Drew (2007)	2,014
Maurice Jones-Drew (2011)	1,964
Fred Taylor (2003)	1,942
Maurice Jones-Drew (2009)	1,881
Maurice Jones-Drew (2008)	1,739
Fred Taylor (2002)	1,722
Fred Taylor (1998)	1,653
Maurice Jones-Drew (2010)	1,641
Fred Taylor (2000)	1,638



# SINGLE-SEASON RECORDS

## PUNTING

### PUNTS

Bryan Anger (2013)	95
Bryan Anger (2014)	94
Bryan Anger (2012)	91
Bryan Barker (1998)	85
Chris Hanson (2004)	84
Chris Hanson (2005)	82
Chris Hanson (2001)	82
Bryan Barker (1995)	82
Chris Hanson (2002)	81
Bryan Anger (2015)	80

### GROSS AVERAGE (MIN. 50 PUNTS)

Bryan Anger (2012) *NFL rookie record*	47.8
Bryan Anger (2014)	47.5
<b>BRAD NORTMAN (2016)</b>	<b>46.6</b>
Bryan Anger (2015)	46.3
Bryan Anger (2013)	45.7
Bryan Barker (1998)	45.0
Bryan Barker (1997)	44.9

### NET AVERAGE (MIN. 50 PUNTS)

Bryan Anger (2012) *NFL rookie record*	40.8
Bryan Anger (2013)	40.5
Bryan Anger (2014)	39.6
<b>BRAD NORTMAN (2016)</b>	<b>39.5</b>
Bryan Anger (2015)	39.5
Adam Podlesh (2010)	39.2
Bryan Barker (1997)	38.8

### INSIDE THE 20 (MIN. 50 PUNTS)

Chris Hanson (2005)	33
Bryan Barker (1999)	32
Bryan Anger (2013)	31
Bryan Anger (2012)	31
Bryan Barker (2000)	29
Chris Hanson (2004)	28
Bryan Barker (1998)	28

### TOUCHBACKS (MIN. 50 PUNTS)

Adam Podlesh (2007)	2
Bryan Anger (2015)	4
Several players tied	5



### KICKOFF RETURNS

Brian Witherspoon (2008)	52
Deji Karim (2010)	50
David Allen (2003)	41
Derrick Wimbush (2005)	39
Jordan Todman (2014)	38
Shyrone Stith (2000)	33
Willie Jackson (1997)	32
Maurice Jones-Drew (2007)	31
Maurice Jones-Drew (2006)	31
Reggie Barlow (1998)	30

### KICKOFF RETURN TOUCHDOWNS

<b>MARQISE LEE (2016)</b>	<b>1</b>
Maurice Jones-Drew (2007)	1
Several players tied	1

### PUNT RETURNS

Alvin Pearman (2005)	49
Reggie Barlow (1998)	43
Damon Gibson (2001)	38
Reggie Barlow (1999)	38
Reggie Barlow (1997)	36
Mike Thomas (2010)	34
Ace Sanders (2014)	32
Chris Hudson (2006)	32
Chris Hudson (1996)	32
Reggie Barlow (2000)	29

### PUNT RETURN AVERAGE (MIN. 15 RETURNS)

<b>RASHAD GREENE SR. (2015)</b>	<b>16.72</b>
Reggie Barlow (1998)	12.91
Bobby Shaw (2002)	12.40
David Allen (2003)	12.00
Reggie Barlow (1997)	11.44
Brian Witherspoon (2008)	11.29
Reggie Barlow (1999)	10.89
Chris Hudson (1996)	10.88
Mike Thomas (2010)	10.53
Desmond Howard (1995)	10.25

## RETURNS

### KICKOFF RETURN YARDS

Brian Witherspoon (2008)	1,250
Deji Karim (2010)	1,248
Jordan Todman (2014)	972
Derrick Wimbush (2005)	955
Maurice Jones-Drew (2006)	860
David Allen (2003)	831
Maurice Jones-Drew (2007)	811
Shyrone Stith (2000)	785
Reggie Barlow (1998)	747
Jordan Todman (2013)	712

### KICKOFF RETURN AVERAGE (MIN. 25 RETURNS)

Maurice Jones-Drew (2006)	27.74
Jordan Todman (2013)	27.38
Maurice Jones-Drew (2007)	26.16
Jordan Todman (2014)	25.58
Deji Karim (2010)	24.96
Reggie Barlow (1998)	24.90
Mike Thomas (2009)	24.77
Derrick Wimbush (2005)	24.49

### PUNT RETURN YARDS

Reggie Barlow (1998)	555
Reggie Barlow (1999)	414
Reggie Barlow (1997)	412
Alvin Pearman (2005)	410
Mike Thomas (2010)	358
Chris Hudson (1996)	348
Damon Gibson (2001)	333
David Allen (2003)	324
Bobby Shaw (2002)	310
Rashad Greene (2015)	301

### PUNT RETURN TOUCHDOWNS

<b>RASHAD GREENE SR. (2015)</b>	<b>1</b>
Mike Thomas (2010)	1
Bobby Shaw (2002)	1
Reggie Barlow (1999)	1
Reggie Barlow (1998)	1

## DEFENSE

### INTERCEPTIONS

Rashean Mathis (2006)	8
Marlon McCree (2002)	6
Aaron Beasley (1999)	6
Reggie Nelson (2007)	5
Rashean Mathis (2005)	5
Donovin Darius (2004)	5
Rashean Mathis (2004)	5
Deon Figures (1997)	5
Several players tied	4

### INTs RETURNED FOR TOUCHDOWN

Rashean Mathis (2008)	2
Aaron Beasley (1999)	2
Several players tied	1

### SACKS

Tony Brackens (1999)	12.0
Tony Brackens (2001)	11.0
Kevin Hardy (1999)	10.5
Bobby McCray (2006)	10.0
Gary Walker (1999)	10.0

### TACKLES

<b>PAUL POSLUSZNY (2012)</b>	<b>231</b>
Hardy Nickerson (2001)	230
Russell Allen (2012)	201
<b>PAUL POSLUSZNY (2011)</b>	<b>192</b>
Mike Peterson (2005)	190
Wali Rainer (2002)	188
Kevin Hardy (1998)	186
Mike Peterson (2004)	178

# SINGLE-SEASON RECORDS

## DEFENSE & FUMBLES

### TAKEAWAYS

Donovin Darius (2004).....	9
Rashean Mathis (2006).....	8
Marlon McCree (2002).....	6
Aaron Beasley (1999).....	6

### FORCED FUMBLES

Tony Brackens (1999).....	8
Tony Brackens (1997).....	6
Tony Brackens (2001).....	5
Tony Brackens (1996).....	5

### FUMBLES

<b>BLAKE BORTLES (2015).....</b>	<b>14</b>
Blaine Gabbert (2011).....	14
David Garrard (2009).....	14
Mark Brunell (1996).....	13
David Garrard (2010).....	11
Byron Leftwich (2003).....	11

### OPPONENT FUMBLE RECOVERIES

Donovin Darius (2004).....	4
Bryan Schwartz (1998).....	4

### FUMBLES LOST

David Garrard (2009).....	8
<b>Blake Bortles (2016).....</b>	<b>6</b>
Byron Leftwich (2003).....	6
Blake Bortles (2015).....	5
Blaine Gabbert (2011).....	5
David Garrard (2010).....	4
Several players tied.....	3

# SINGLE-GAME RECORDS

## SCORING

### POINTS

James Stewart (Oct. 12, 1997 vs. Phi.).....	30
Maurice Jones-Drew (Dec. 11, 2011 vs. T.B.).....	24
Fred Taylor (Nov. 19, 2000 at Pit.).....	24
Several players tied.....	18

### TOUCHDOWNS

James Stewart (Oct. 12, 1997 vs. Phi.).....	5
Maurice Jones-Drew (Dec. 11, 2011 vs. T.B.).....	4
Fred Taylor (Nov. 19, 2000 at Pit.).....	4
Several players tied.....	3

### FIELD GOALS

Josh Scobee (Oct. 10, 2010 at Buf.).....	5
Josh Scobee (Nov. 25, 2007 vs. Buf.).....	5
Mike Hollis (Sept. 10, 2000 at Bal.).....	5
Mike Hollis (Nov. 30, 1997 vs. Bal.).....	5
Mike Hollis (Dec. 1, 1996 vs. Cin.).....	5
Jason Myers (Dec. 24, 2016 vs. Ten.).....	4
Several players tied.....	4

### EXTRA POINTS

Josh Scobee (Dec. 23, 2007 vs. Oak.).....	7
Mike Hollis (Dec. 3, 2000 vs. Cle.).....	6
Mike Hollis (Nov. 1, 1998 at Bal.).....	6
Several players tied.....	5



## PASSING

### PASSING YARDS

Mark Brunell (Sept. 22, 1996 at N.E.).....	432
Mark Brunell (Oct. 20, 1996 at STL).....	421
Mark Brunell (Sept. 10, 2000 at Bal.).....	386
<b>BLAKE BORTLES (Nov. 8, 2015 at NYJ).....</b>	<b>381</b>
Mark Brunell (Sept. 20, 1998 vs. Bal.).....	376
<b>BLAKE BORTLES (Dec. 27, 2015 at N.O.).....</b>	<b>368</b>
Byron Leftwich (Oct. 10, 2004 at S.D.).....	357
Mark Brunell (Dec. 1, 1996 vs. Cin.).....	356
Chad Henne (Nov. 18, 2012 at Hou.).....	354
Quinn Gray (Nov. 4, 2007 at N.O.).....	354
Mark Brunell (Nov. 10, 1996 vs. Bal.).....	354

### PASS ATTEMPTS

<b>BLAKE BORTLES (Oct. 27, 2016 vs. Ten.).....</b>	<b>54</b>
Byron Leftwich (Oct. 10, 2004 at S.D.).....	54
<b>BLAKE BORTLES (Oct. 18, 2015 vs. Hou.).....</b>	<b>53</b>
Mark Brunell (Oct. 20, 1996 at STL).....	52
<b>CHAD HENNE (Dec. 29, 2013 at Ind.).....</b>	<b>51</b>
<b>CHAD HENNE (Dec. 23, 2012 vs. N.E.).....</b>	<b>51</b>
<b>BLAKE BORTLES (Oct. 4, 2015 at Ind.).....</b>	<b>50</b>
Mark Brunell (Sept. 10, 2000 at Bal.).....	50
<b>BLAKE BORTLES (Nov. 29, 2015 vs. S.D.).....</b>	<b>49</b>
Blaine Gabbert (Oct. 28, 2012 at G.B.).....	49
Mark Brunell (Oct. 15, 1995 vs. Chi.).....	48

### PASS COMPLETIONS

Mark Brunell (Oct. 20, 1996 at STL).....	37
Byron Leftwich (Oct. 10, 2004 at S.D.).....	36
<b>BLAKE BORTLES (Oct. 27, 2016 at Ten.).....</b>	<b>33</b>
<b>BLAKE BORTLES (Oct. 12, 2014 at Ten.).....</b>	<b>32</b>
<b>BLAKE BORTLES (Nov. 13, 2016 vs. Hou.).....</b>	<b>32</b>
<b>BLAKE BORTLES (Nov. 29, 2015 vs. S.D.).....</b>	<b>30</b>
<b>BLAKE BORTLES (Oct. 18 vs. Hou.).....</b>	<b>30</b>
<b>CHAD HENNE (Dec. 29, 2013 at Ind.).....</b>	<b>30</b>
David Garrard (Oct. 18, 2009 vs. STL).....	30
Mark Brunell (Oct. 15, 1995 vs. Chi.).....	30

### PASSING TDs

<b>BLAKE BORTLES (Dec. 6, 2015 at Ten.).....</b>	<b>5</b>
<b>BLAKE BORTLES (Sept. 24, 2017 vs. Bal.).....</b>	<b>4</b>
<b>BLAKE BORTLES (Oct. 11, 2015 at T.B.).....</b>	<b>4</b>
<b>CHAD HENNE (Nov. 18, 2012 at Hou.).....</b>	<b>4</b>
David Garrard (Oct. 31, 2010 at Dal.).....	4
Quinn Gray (Dec. 30, 2007 at Hou.).....	4
Mark Brunell (Nov. 29, 1998 at Cin.).....	4
Several players tied.....	3

### INTERCEPTIONS

Mark Brunell (Oct. 20, 1996 at STL).....	5
Luke McCown (Sept. 18, 2011 at NYJ).....	4
David Garrard (Sept. 19, 2010 at S.D.).....	4
David Garrard (Nov. 12, 2006 vs. Hou.).....	4
Several players tied.....	3

### AVG. GAIN PER ATTEMPT (MIN. 20 ATTEMPTS)

David Garrard (Oct. 21, 2010 at Dal.).....	12.38
Rob Johnson (Aug. 31, 1997 at Bal.).....	12.25
Byron Leftwich (Oct. 5, 2003 vs. S.D.).....	12.00
Mark Brunell (Nov. 1, 1998 at Bal.).....	11.85
Mark Brunell (Nov. 21, 1999 vs. N.O.).....	11.70
Mark Brunell (Sept. 22, 1996 at N.E.).....	11.08

### COMPLETION % (MIN. 20 ATTEMPTS)

Mark Brunell (Sept. 7, 2003 at Car.).....	85.2
Mark Brunell (Oct. 29, 2000 at Dal.).....	83.3
Rob Johnson (Aug. 31, 1997 at Bal.).....	83.3
David Garrard (Dec. 2, 2007 at Ind.).....	82.8
David Garrard (Oct. 31, 2010 at Dal.).....	81.0
David Garrard (Oct. 10, 2010 at Buf.).....	80.0
Mark Brunell (Oct. 6, 1996 at N.O.).....	80.0

# SINGLE-GAME RECORDS

## RUSHING

### RUSHING YARDS

Fred Taylor (Nov. 19, 2000 at Pit.).....	234
Fred Taylor (Dec. 21, 2003 vs. N.O.).....	194
Maurice Jones-Drew (Dec. 5, 2010 at Ten.).....	186
Fred Taylor (Dec. 6, 1998 vs. Det.).....	183
<b>LEONARD FOURNETTE (Oct. 8, 2017 at Pit.) .....</b>	<b>181</b>
Fred Taylor (Dec. 3, 2000 vs. Cle.).....	181
Maurice Jones-Drew (Sept. 23, 2012 at Ind.).....	177
Maurice Jones-Drew (Nov. 1, 2009 at Ten.).....	177
Maurice Jones-Drew (Jan. 1, 2012 vs. Ind.).....	169
Maurice Jones-Drew (Dec. 10, 2006 vs. Ind.).....	166

### RUSHING TOUCHDOWNS

James Stewart (Oct. 12, 1997 vs. Phi.).....	5
Maurice Jones-Drew (Oct. 18, 2009 vs. STL) .....	3
Maurice Jones-Drew (Sept. 27, 2009 at Hou.).....	3
Fred Taylor (Dec. 3, 2000 vs. Cle.) .....	3
Fred Taylor (Nov. 19, 2000 at Pit.).....	3
Fred Taylor (Nov. 15, 1998 vs. T.B.).....	3
<i>Several players tied</i> .....	2

### RUSHING ATTEMPTS

Fred Taylor (Dec. 21, 2003 vs. N.O.).....	34
Maurice Jones-Drew (Oct. 18, 2009 vs. STL) .....	33
Fred Taylor (Nov. 23, 2003 at NYJ).....	32
Fred Taylor (Dec. 17, 2000 at Cin.).....	32
Fred Taylor (Dec. 6, 1998 vs. Det.).....	32
Maurice Jones-Drew (Dec. 5, 2010 at Ten.).....	31
Fred Taylor (Oct. 29, 2000 at Dal.).....	31
<i>Several players tied</i> .....	30

### RUSHING AVERAGE (MIN. 10 ATTEMPTS)

Maurice Jones-Drew (Dec. 10, 2006 vs. Ind.).....	11.07
Maurice Jones-Drew (Oct. 14, 2007 vs. Hou.) .....	10.42
Fred Taylor (Oct. 31, 1999 at Cin.).....	8.53
Maurice Jones-Drew (Sept. 24, 2006 at Ind.).....	7.92
Stacey Mack (Dec. 30, 2001 vs. K.C.) .....	7.81
Fred Taylor (Nov. 19, 2000 at Pit.).....	7.80
Fred Taylor (Oct. 30, 2005 at STL) .....	7.50
Fred Taylor (Dec. 19, 2004 at G.B.).....	7.50



## RECEIVING & YARDAGE

### RECEPTIONS

Keenan McCardell (Oct. 20, 1996 at STL).....	16
Jimmy Smith (Sept. 10, 2000 at Bal.) .....	15
Justin Blackmon (Oct. 13, 2013 at Den.) .....	14
Jimmy Smith (Jan. 2, 2000 vs. Cin.).....	14
<b>ALLEN HURNS (Oct. 4, 2015 at Ind.) .....</b>	<b>11</b>
Keenan McCardell (Dec. 23, 2000 at NYG) .....	11
Keenan McCardell (Oct. 1, 2000 vs. Pit.).....	11
Keenan McCardell (Dec. 7, 1997 vs. N.E.) .....	11
<i>Several players tied</i> .....	10

### RECEIVING TDs

<b>MARCEDES LEWIS (Sept. 24 vs. Bal.) .....</b>	<b>3</b>
<b>ALLEN ROBINSON (Dec. 6, 2015 at Ten.) .....</b>	<b>3</b>
Jimmy Smith (Sept. 10, 2000 at Bal.) .....	3
<i>Several players tied</i> .....	2

### YARDS PER RECEPTION (MIN. 4 RECEPTIONS)

Justin Blackmon (Nov. 18, 2012 at Hou.) .....	33.7
Ernest Wilford (Dec. 24, 2005 at Hou.).....	29.5
Andre Rison (Sept. 22, 1996 at N.E.).....	28.8
Jimmy Smith (Nov. 9, 1997 vs. K.C.).....	28.0

### RECEIVING YARDS

Jimmy Smith (Sept. 10, 2000 at Bal.) .....	291
Justin Blackmon (Nov. 18, 2012 at Hou.) .....	236
Keenan McCardell (Oct. 20, 1996 at STL) .....	232
Jimmy Smith (Nov. 21, 1999 vs. N.O.).....	220
Justin Blackmon (Oct. 13, 2013 at Den.) .....	190
Jimmy Smith (Jan. 2, 2000 vs. Cin.) .....	165
Jimmy Smith (Sept. 22, 1997 vs. Pit.).....	164
Jimmy Smith (Dec. 1, 1996 vs. Cin.).....	162
Pete Mitchell (Nov. 19, 1995 at T.B.).....	161
Jimmy Smith (Nov. 16, 1997 vs. Ten.) .....	158

### SCRIMMAGE YARDS

Jimmy Smith (Sept. 10, 2000 at Bal.) .....	291
Fred Taylor (Nov. 19, 2000 at Pit.).....	248
Fred Taylor (Sept. 29, 2002 vs. NYJ) .....	237
Justin Blackmon (Nov. 18, 2012 at Hou.) .....	236
Keenan McCardell (Oct. 20, 1996 at STL).....	232
Fred Taylor (Dec. 21, 2003 at N.O.).....	225
Maurice Jones-Drew (Nov. 21, 2010 vs. Cle.).....	220
Jimmy Smith (Nov. 21, 1999 vs. N.O.).....	220
Fred Taylor (Sept. 20, 1998 vs. Bal.) .....	213
Fred Taylor (Dec. 6, 1998 vs. Det.).....	206



### ALL-PURPOSE YARDS

Maurice Jones-Drew (Dec. 10, 2006 vs. Ind.).....	303
Jimmy Smith (Sept. 10, 2000 at Bal.) .....	291
Maurice Jones-Drew (Oct. 14, 2007 vs. Hou.) .....	260
Fred Taylor (Nov. 19, 2000 at Pit.).....	248
Maurice Jones-Drew (Sept. 24, 2006 at Ind.).....	244
Fred Taylor (Sept. 29, 2002 vs. NYJ) .....	237
Justin Blackmon (Nov. 18, 2012 at Hou.) .....	236
Keenan McCardell (Oct. 20, 1996 at STL).....	232
Fred Taylor (Dec. 21, 2003 vs. N.O.) .....	225
<i>Several players tied</i> .....	220

## PUNTING

### PUNTS

Bryan Anger (Sept. 8, 2013 vs. K.C.).....	11
Adam Podlesh (Nov. 16, 2008 vs. Ten.).....	10
Bryan Anger (Oct. 21, 2012 at Oak.) .....	9
Bryan Anger (Sept. 16, 2012 vs. Hou.) .....	9
Nick Harris (Dec. 24, 2011 at Ten.).....	9
Nick Harris (Nov. 27, 2011 vs. hou.).....	9
Chris Hanson (Oct. 16, 2005 at Pit.).....	9
Chris Hanson (Sept. 19, 2004 vs. Den.) .....	9
Bryan Barker (Sept. 25, 2000 at Ind.) .....	9
Bryan Barker (Nov. 14, 1999 vs. Bal.).....	9
Bryan Barker (Oct. 29, 1995 at Pit.) .....	9

### PUNTS INSIDE 20

Bryan Barker (Nov. 14, 1999 vs. Bal.).....	8
Bryan Anger (Nov. 17, 2013 vs. Ari.).....	6
Bryan Barker (Oct. 3, 1999 vs. Pit.).....	6

### GROSS AVERAGE (MIN. 4 PUNTS)

Bryan Anger (Dec. 23, 2012 vs. N.E.).....	56.3
Bryan Anger (Oct. 11, 2015 at T.B.).....	55.3
<b>BRAD NORTMAN (Oct. 16, 2016 at Chi.) .....</b>	<b>55.0</b>
Bryan Barker (Oct. 19, 1997 at Dal.).....	53.8
<b>BRAD NORTMAN (Oct. 2, 2016 vs. Ind.).....</b>	<b>53.6</b>
Bryan Anger (Sept. 9, 2012 at Min.).....	53.5
Bryan Anger (Sept. 23, 2012 at Ind.) .....	53.5

### NET AVERAGE (MIN. 4 PUNTS)

<b>BRAD NORTMAN (Oct. 16, 2016 at Chi.) .....</b>	<b>52.2</b>
Bryan Anger (Nov. 4, 2012 vs. Det.).....	50.5
Adam Podlesh (Dec. 23, 2007 vs. Oak.) .....	49.8
Chris Hanson (Nov. 10, 2002 vs. Was.).....	48.2
Bryan Anger (Dec. 26, 2012 at Mia.).....	47.4



# SINGLE-GAME RECORDS

## RETURNS

### KICKOFF RETURNS

Deji Karim (Oct. 18, 2010 vs. Ten.)	7
Jermaine Lewis (Oct. 10, 2004 at S.D.)	7
Curtis Marsh (Nov. 12, 1995 vs. Sea.)	7
<i>Several players tied</i>	6

### KICKOFF RETURN AVERAGE (MIN. 3 RETURNS)

Maurice Jones-Drew (Nov. 4, 2007 at N.O.)	47.33
Derrick Wimbush (Nov. 27, 2005 at Ari.)	46.00
Brian Witherspoon (Sept. 7, 2008 at Ten.)	41.33
Randy Jordan (Oct. 13, 1996 vs. NYJ)	39.67
Tiquan Underwood (Sept. 12, 2010 vs. Den.)	38.33

### KICKOFF RETURN YARDS

Reggie Barlow (Oct. 25, 1998 at Den.)	206
Jordan Todman (Sept. 28, 2014 at S.D.)	174
Jordan Todman (Nov. 2, 2014 at Cin.)	173
Curtis Marsh (Nov. 12, 1995 vs. Sea.)	169
Deji Karim (Oct. 18, 2010 vs. Ten.)	168
Reggie Barlow (Dec. 7, 1997 vs. N.E.)	157
Rashad Jennings (Nov. 18, 2012 at Hou.)	149
David Allen (Dec. 14, 2003 at N.E.)	147
Alvis Whitted (Dec. 26, 1999 at Ten.)	147
Mike Thomas (Nov. 1, 2009 at Ten.)	146

### KICKOFF RETURN TDs

<b>MARQISE LEE (Dec. 18, 2016 at Hou.)</b>	1
Maurice Jones-Drew (Nov. 4, 2007 at N.O.)	1
Maurice Jones-Drew (Dec. 10, 2006 vs. Ind.)	1
Derrick Wimbush (Nov. 27, 2005 at Ari.)	1
Elvis Joseph (Nov. 18, 2001 at Pit.)	1
Alvis Whitted (Dec. 26, 1999 at Ten.)	1
Reggie Barlow (Dec. 7, 1997 vs. N.E.)	1

### PUNT RETURN YARDS

Reggie Barlow (Sept. 13, 1998 vs. K.C.)	134
Mike Thomas (Dec. 19, 2010 at Ind.)	99
Desmond Howard (Sept. 24, 1995 vs. G.B.)	82
Reggie Barlow (Sept. 20, 1998 vs. Bal.)	81
Reggie Barlow (Nov. 21, 1999 vs. N.O.)	80
Reggie Barlow (Nov. 23, 1997 at Cin.)	79
Jermaine Lewis (Sept. 19, 2004 vs. Den.)	78
<b>RASHAD GREENE SR. (Nov. 19, 2015 vs. Ten.)</b>	76
Reggie Barlow (Nov. 2, 1997 at Ten.)	76
<i>Several players tied</i>	73

### PUNT RETURNS

Alvin Pearman (Dec. 18, 2005 vs. S.F.)	7
Alvin Pearman (Nov. 13, 2005 vs. Bal.)	7
Ace Sanders (Nov. 17, 2013 vs. Ari.)	6
Mike Thomas (Oct. 24, 2011 vs. Bal.)	6
David Allen (Dec. 7, 2003 vs. Hou.)	6
Reggie Barlow (Dec. 3, 2000 vs. Cle.)	6
R. Jay Soward (Oct. 8, 2000 vs. Bal.)	6
Reggie Barlow (Nov. 14, 1999 vs. Bal.)	6
Reggie Barlow (Sept. 20, 1998 vs. Bal.)	6
<i>Several players tied</i>	5

### PUNT RETURN YARD AVG.

Reggie Barlow (Sept. 13, 1998 vs. K.C.)	44.67
Reggie Barlow (Nov. 23, 1997 at Cin.)	26.33
Reggie Barlow (Nov. 2, 1997 at Ten.)	25.33
Mike Thomas (Dec. 19, 2010 at Ind.)	24.75
Reggie Barlow (Nov. 29, 1998 at Cin.)	23.00
Brian Witherspoon (Nov. 29, 2009 at S.F.)	21.00
Desmond Howard (Sept. 24, 1995 vs. G.B.)	20.50
Dennis Northcutt (Dec. 9, 2007 vs. Car.)	20.00

### PUNT RETURN TDs

<b>RASHAD GREENE (Dec. 13, 2015 vs. Ind.)</b>	1
Mike Thomas (Dec. 19, 2010 at Ind.)	1
Bobby Shaw (Oct. 6, 2002 vs. Phi.)	1
Reggie Barlow (Nov. 21, 1999 vs. N.O.)	1
Reggie Barlow (Sept. 13, 1998 vs. K.C.)	1

## DEFENSE, FUMBLES & BLOCKS

### INTERCEPTIONS

<b>TASHAUN GIPSON (Oct. 8, 2017 at Pit.)</b>	2
Davon House (Nov. 15, 2015 at Bal.)	2
Derek Cox (Oct. 31, 2010 at Dal.)	2
Rashean Mathis (Nov. 5, 2006 vs. Ten.)	2
Rashean Mathis (Sept. 18, 2006 vs. Pit.)	2
Terry Cousin (Nov. 13, 2005 vs. Bal.)	2
Rashean Mathis (Oct. 30, 2005 at STL)	2
Donovin Darius (Jan. 2, 2005 at Oak.)	2
Rashean Mathis (Dec. 19, 2004 at G.B.)	2
Marlon McCree (Sept. 15, 2002 at K.C.)	2
Rayna Stewart (Sept. 10, 2000 at Bal.)	2
Aaron Beasley (Sept. 12, 1999 vs. S.F.)	2
Deon Figures (Aug. 31, 1997 at Bal.)	2
<i>Several players tied</i>	1

### TAKEAWAYS

Darren Carrington (Oct. 1, 1995 at Hou.)	3
--	---

### FORCED FUMBLES

Tony Brackens (Oct. 3, 1999 vs. Pit.)	3
<i>Several players tied</i>	2

### OPPONENT FUMBLE RECOVERIES

Telvin Smith (Nov. 23, 2014 at Ind.)	2
Tony Brackens (Sept. 29, 1996 vs. Car.)	2
Darren Carrington (Oct. 1, 1995 at Hou.)	2

### INTs RETURNED FOR TOUCHDOWN

<b>BARRY CHURCH (Oct. 8, 2017 at Pit.)</b>	1
<b>TELVIN SMITH (Oct. 8, 2017 at Pit.)</b>	1
<b>JALEN RAMSEY (Dec. 24, 2016 vs. Ten.)</b>	1
<b>TELVIN SMITH (Oct. 25, 2015 vs. Buf.)</b>	1
Dwayne Gratz (Dec. 28, 2014 at Hou.)	1
<b>PAUL POSLUSZNY (Oct. 13, 2013 at Den.)</b>	1
Rashean Mathis (Sept. 21, 2008 at Ind.)	1
Rashean Mathis (Oct. 5, 2008 vs. Pit.)	1
Clint Ingram (Dec. 9, 2007 vs. Car.)	1
Aaron Glenn (Oct. 28, 2007 at T.B.)	1
Scott Starks (Nov. 5, 2006 vs. Ten.)	1
Mike Peterson (Nov. 13, 2005 vs. Bal.)	1
Rashean Mathis (Oct. 16, 2005 at Pit.)	1
Tony Brackens (Nov. 28, 1999 at Bal.)	1
Aaron Beasley (Sept. 26, 1999 vs. Ten.)	1
Aaron Beasley (Sept. 12, 1999 vs. S.F.)	1
Mickey Washington (Oct. 22, 1995 at Cle.)	1

### BLOCKED PUNTS

Dan Skuta (Jan. 1, 2017 at IND)	1
Hayes Pullard III (Nov. 29, 2015 vs. S.D.)	1
J.T. Thomas (Sept. 8, 2013 vs. K.C.)	1
Mike Harris (Dec. 30, 2012 at Ten.)	1
Kassim Osgood (Dec. 15, 2011 at Atl.)	1
Rashad Jennings (Sept. 19, 2010 at S.D.)	1
Jorge Cordova (Dec. 10, 2006 vs. Ind.)	1
Gerald Sensabaugh (Oct. 8, 2006 vs. NYJ)	1
Derrick Wimbush (Oct. 9, 2005 vs. Cin.)	1
Eric Westmoreland (Oct. 27, 2002 vs. Hou.)	1
Donovin Darius (Sept. 10, 2001 vs. Pit.)	1
Donovin Darius (Oct. 1, 2000 vs. Pit.)	1
Dave Thomas (Nov. 14, 1999 vs. Bal.)	1
Alvis Whitted (Nov. 1, 1998 at Bal.)	1
Dave Thomas (Oct. 12, 1997 vs. Phi.)	1
Mike Dumas (Dec. 3, 1995 at Den.)	1

### SACKS

<b>CALAIS CAMPBELL (Sept. 10, 2017 at Hou.)</b>	4.0
Chris Clemons (Nov. 23, 2014 at Ind.)	3.0
Paul Spicer (Sept. 25, 2005 at NYJ)	3.0
John Henderson (Oct. 6, 2002 vs. Phi.)	3.0
Kelvin Prichett (Oct. 5, 1997 vs. Cin.)	3.0

### TACKLES

Hardy Nickerson (Nov. 25, 2001 vs. Bal.)	23
Russell Allen (Sept. 16, 2012 vs. Hou.)	22
Wali Rainer (Oct. 13, 2002 at Ten.)	22
T.J. Slaughter (Nov. 25, 2001 vs. Bal.)	22
<b>PAUL POSLUSZNY (Dec. 19, 2012 at Mia.)</b>	21
Bryan Schwartz (Dec. 17, 1995 at Det.)	21
Russell Allen (Nov. 18, 2012 at Hou.)	20
Daryl Smith (Dec. 18, 2010 at Ind.)	20
Kevin Hardy (Nov. 1, 1998 at Bal.)	20

### BLOCKED FIELD GOALS

Tyson Alualu (Dec. 27, 2015 at N.O.)	1
Chris Clemons (Sept. 13, 2015 vs. Car.)	1
Rashean Mathis (Oct. 2, 2005 vs. Den.)	1
John Henderson (Dec. 8, 2002 vs. Cle.)	1
Marcus Stroud (Sept. 8, 2002 vs. Ind.)	1
Marcus Stroud (Dec. 3, 2001 vs. G.B.)	1
Clyde Simmons (Sept. 22, 1997 vs. Pit.)	1
Clyde Simmons (Dec. 1, 1996 vs. Cin.)	1



# ROOKIE RECORDS

## SCORING & PASSING

### POINTS (SEASON)

Fred Taylor (1998).....	102
Maurice Jones-Drew (2006) .....	96
Josh Scobee (2004).....	93
Seth Marler (2003).....	90
<b>LEONARD FOURNETTE (2017).....</b>	<b>42</b>
<b>ALLEN HURNS (2014).....</b>	<b>36</b>
Justin Blackmon (2012).....	32
Willie Jackson (1995).....	32
Matt Jones (2005).....	30
Hayden Epstein (2002).....	28

### PASSING YARDS (GAME)

<b>BLAKE BORTLES (Oct. 12, 2014 at Ten.) .....</b>	<b>336</b>
Byron Leftwich (Oct. 5, 2003 vs. S.D.).....	336
<b>BLAKE BORTLES (Nov. 9, 2014 vs. Dal.) .....</b>	<b>290</b>
Byron Leftwich (Dec. 14, 2003).....	288
Byron Leftwich (Oct. 12, 2003).....	256
<b>BLAKE BORTLES (Sept. 28, 2014 at S.D.) .....</b>	<b>254</b>
<b>BLAKE BORTLES (Nov. 2, 2014 at Cin.) .....</b>	<b>247</b>
Byron Leftwich (Sept. 28, 2003 at Hou.).....	231
Byron Leftwich (Nov. 30, 2003 vs. T.B.).....	224
<b>BLAKE BORTLES (Sept. 21, 2014 vs. Ind.).....</b>	<b>223</b>

### PASS COMPLETIONS (SEASON)

<b>Blake Bortles (2014) .....</b>	<b>280</b>
Byron Leftwich (2003).....	239
Blaine Gabbert (2011).....	210
Jonathan Quinn (1998).....	34
David Garrard (2002).....	23
Rob Johnson (1995).....	3
Matt Jones (2005).....	2
LaBrandon Toefield (2003).....	1
Ace Sanders (2013).....	1

### PASSING TDs (SEASON)

Byron Leftwich (2003).....	14
Blaine Gabbert (2011).....	12
<b>BLAKE BORTLES (2014).....</b>	<b>11</b>
Jonathan Quinn (1998).....	2
David Garrard (2002).....	1
Ace Sanders (2013).....	1

### INTERCEPTIONS (SEASON)

<b>BLAKE BORTLES (2014).....</b>	<b>17</b>
Byron Leftwich (2003).....	16
Blaine Gabbert (2011).....	11
Jonathan Quinn (1998).....	3
David Garrard (2002).....	2
Rob Johnson (1995).....	1

### TOUCHDOWNS (SEASON)

Fred Taylor (1998).....	17
Maurice Jones-Drew (2006) .....	16
<b>LEONARD FOURNETTE (2017).....</b>	<b>7</b>
<b>ALLEN HURNS (2014) .....</b>	<b>6</b>
Matt Jones (2005).....	5
Justin Blackmon (2012).....	5
Greg Jones (2004).....	3
LaBrandon Toefield (2003).....	3
Elvis Joseph (2001).....	3
James Stewart (1995).....	3

### PASS ATTEMPTS (SEASON)

<b>BLAKE BORTLES (2014).....</b>	<b>475</b>
Byron Leftwich (2003).....	418
Blaine Gabbert (2011).....	413
Jonathan Quinn (1998).....	64
David Garrard (2002).....	46
Rob Johnson (1995).....	7
Matt Jones (2005).....	3
LaBrandon Toefield (2003).....	2
Ace Sanders (2013).....	1

### PASS COMPLETIONS (GAME)

<b>BLAKE BORTLES (Oct. 12, 2014 at Ten.) .....</b>	<b>32</b>
<b>BLAKE BORTLES (Sept. 28, 2014 at S.D.) .....</b>	<b>29</b>
Byron Leftwich (Oct. 12, 2003 vs. Mia.).....	24
<b>BLAKE BORTLES (Nov. 9, 2014 vs. Dal.) .....</b>	<b>22</b>
<b>BLAKE BORTLES (Nov. 2, 2014 at Cin.) .....</b>	<b>22</b>
<b>BLAKE BORTLES (Oct. 5, 2014 vs. Pit.) .....</b>	<b>22</b>
Blaine Gabbert (Nov. 20, 2011 at Cle.).....	22
Byron Leftwich (Nov. 2, 2003 at Bal.).....	22
<i>Several players tied.....</i>	<i>21</i>

### PASSING TDs (GAME)

<b>BLAKE BORTLES (Nov. 2, 2014 at Cin.) .....</b>	<b>2</b>
<b>BLAKE BORTLES (Sept. 21, 2014 vs. Ind.) .....</b>	<b>2</b>
Blaine Gabbert (Dec. 11, 2011 vs. T.B.).....	2
Blaine Gabbert (Dec. 5, 2011 vs. S.D.).....	2
Byron Leftwich (Oct. 5, 2003 vs. S.D.).....	2
Byron Leftwich (Nov. 30, 2003 vs. T.B.).....	2
<i>Several players tied.....</i>	<i>1</i>

### INTERCEPTIONS (GAME)

<b>BLAKE BORTLES (Oct. 19, 2014 vs. Cle.) .....</b>	<b>3</b>
Byron Leftwich (Oct. 12, 2003 vs. Mia.).....	3
Byron Leftwich (Sept. 28, 2003 at Hou.).....	3
<i>Several players tied.....</i>	<i>2</i>

### PASSING YARDS (SEASON)

<b>BLAKE BORTLES (2014).....</b>	<b>2,908</b>
Byron Leftwich (2003).....	2,819
Blaine Gabbert (2011).....	2,214
Jonathan Quinn (1998).....	387
David Garrard (2002).....	231
LaBrandon Toefield (2003).....	32
Rob Johnson (1995).....	24
Ace Sanders (2013).....	21
Matt Jones (2005).....	12

### PASS ATTEMPTS (GAME)

<b>BLAKE BORTLES (Oct. 12, 2014 at Ten.) .....</b>	<b>46</b>
Byron Leftwich (Oct. 12, 2003 vs. Mia.).....	42
Blaine Gabbert (Dec. 24, 2011 at Ten.).....	42
Blaine Gabbert (Oct. 2, 2011 vs. N.O.).....	42
Blaine Gabbert (Nov. 20, 2011 at Cle.).....	41
Byron Leftwich (Dec. 14, 2003 at N.E.).....	40
<b>BLAKE BORTLES (Dec. 14, 2014 at Bal.) .....</b>	<b>37</b>
<b>BLAKE BORTLES (Dec. 7, 2014 vs. Hou.) .....</b>	<b>39</b>
<b>BLAKE BORTLES (Nov. 9, 2014 vs. Dal.) .....</b>	<b>37</b>
<b>BLAKE BORTLES (Sept. 28, 2014 at S.D.) .....</b>	<b>37</b>



## RUSHING

### RUSHING YARDS (SEASON)

Fred Taylor (1998).....	1,223
Maurice Jones-Drew (2006) .....	941
<b>T.J. YELDON (2015) .....</b>	<b>740</b>
<b>LEONARD FOURNETTE (2017).....</b>	<b>596</b>
James Stewart (1995).....	525
<b>BLAKE BORTLES (2014).....</b>	<b>419</b>
Elvis Joseph (2001).....	294
LaBrandon Toefield (2003).....	212
Rashad Jennings (2009).....	202
Greg Jones (2004).....	162
Deji Karim (2010).....	160

### RUSHING YARDS (GAME)

Fred Taylor (Dec. 6, 1998 vs. Det.).....	183
<b>LEONARD FOURNETTE (Oct. 8, 2017 at Pit.) .....</b>	<b>181</b>
Maurice Jones-Drew (Dec. 10, 2006 vs. Ind.).....	166
Maurice Jones-Drew (Dec. 24, 2006 vs. N.E.).....	131
<b>LEONARD FOURNETTE (Oct. 15, 2017 vs. LAR) ...</b>	<b>130</b>
Fred Taylor (Nov. 15, 1998 vs. T.B.).....	128
Fred Taylor (Sept. 20, 1998 vs. Bal.).....	128
Fred Taylor (Nov. 8, 1998 vs. Cin.).....	118
Fred Taylor (Sept. 27, 1998 at Ten.).....	116
<b>T.J. YELDON (Oct. 25, 2015 vs. Buf.).....</b>	<b>115</b>

### RUSHING ATTEMPTS (SEASON)

Fred Taylor (2003).....	264
<b>T.J. YELDON (2015) .....</b>	<b>182</b>
Maurice Jones-Drew (2006) .....	166
James Stewart (1995).....	137
<b>LEONARD FOURNETTE (2017) .....</b>	<b>130</b>
Elvis Joseph (2001).....	68
Greg Jones (2004).....	62
<b>BLAKE BORTLES (2014).....</b>	<b>56</b>
LaBrandon Toefield (2003).....	53
Blaine Gabbert (2011).....	48



# ROOKIE RECORDS

## RUSHING

### RUSHING ATTEMPTS (GAME)

Fred Taylor (Dec. 6, 1998 vs. Det.).....	32
<b>LEONARD FOURNETTE (Oct. 8, 2017 at Pit.) .....</b>	<b>28</b>
Fred Taylor (Nov. 8, 1998 vs. Cin.).....	27
<b>LEONARD FOURNETTE (Sept. 10, 2017 at Hou.) ...</b>	<b>26</b>
Maurice Jones-Drew (Dec. 17, 2006 at Ten.).....	25
Fred Taylor (Sept. 27, 1998 at Ten.).....	25
T.J. Yeldon (Sept. 20, 2015 vs. Mia.).....	25
<b>LEONARD FOURNETTE (Oct. 1, 2017 at NYJ) .....</b>	<b>24</b>
Fred Taylor (Dec. 20, 1998 at Min.).....	23
Fred Taylor (Sept. 20, 1998 vs. Bal.).....	23
T.J. Yeldon (Oct. 4, 2015 at Ind.).....	22
Fred Taylor (Nov. 1, 1998 at Bal.).....	22

### RUSHING TDs (SEASON)

Fred Taylor (1998).....	14
Maurice Jones-Drew (2006) .....	13
<b>LEONARD FOURNETTE (2017) .....</b>	<b>6</b>
Greg Jones (2004).....	3
T.J. Yeldon (2015).....	2
Storm Johnson (2014).....	2
Byron Leftwich (2003).....	2
LaBrandon Toefield (2003).....	2
David Garrard (2002).....	2
James Stewart (1995).....	2

### RUSHING TDs (GAME)

Fred Taylor (Nov. 15, 1998 vs. T.B.).....	3
<b>LEONARD FOURNETTE (Oct. 8, 2017) .....</b>	<b>2</b>
Maurice Jones-Drew (Dec. 24, 2006 vs. N.E.).....	2
Maurice Jones-Drew (Dec. 10, 2006 vs. Ind.).....	2
Maurice Jones-Drew (Oct. 8, 2006 vs. NYJ) .....	2
David Garrard (Oct. 13, 2002 at Ten.).....	2
Fred Taylor (Oct. 12, 1998 vs. Mia.) .....	2
Fred Taylor (Dec. 6, 1998 vs. Det.).....	2
<i>Several players tied</i> .....	1

## RECEIVING & YARDAGE

### RECEPTIONS (SEASON)

Justin Blackmon (2012).....	64
Willie Jackson (1995).....	53
<b>ALLEN HURNS (2014) .....</b>	<b>51</b>
Ace Sanders (2013).....	51
<b>ALLEN ROBINSON (2014) .....</b>	<b>48</b>
Mike Thomas (2009).....	48
Maurice Jones-Drew (2006) .....	46
Fred Taylor (1998).....	44
Pete Mitchell (1995).....	41
<b>MARQISE LEE (2014) .....</b>	<b>37</b>

### RECEPTIONS (GAME)

Pete Mitchell (Nov. 19, 1995 at T.B.).....	10
Fred Taylor (Sept. 20, 1998 vs. Bal.).....	9
<b>ALLEN ROBINSON (Oct. 12, 2014 at Ten.).....</b>	<b>8</b>
Ace Sanders (Dec. 1, 2013 at Cle.).....	8
Ace Sanders (Nov. 17, 2013 vs. Ari.) .....	8
Zach Miller (Jan. 3, 2010 at Cle.) .....	8
<i>Several players tied</i> .....	7

### RECEIVING YARDS (SEASON)

Justin Blackmon (2012).....	865
<b>ALLEN HURNS (2014) .....</b>	<b>677</b>
Willie Jackson (1995).....	589
<b>ALLEN ROBINSON (2014) .....</b>	<b>548</b>
Pete Mitchell (1995).....	527
Ace Sanders (2013).....	484
Mike Thomas (2009).....	453
Maurice Jones-Drew (2006) .....	436
Matt Jones (2005) .....	432
Marqise Lee (2014) .....	422

### RECEIVING TDs (SEASON)

<b>ALLEN HURNS (2014) .....</b>	<b>6</b>
Justin Blackmon (2012).....	5
Matt Jones (2005).....	5
Willie Jackson (1995).....	5
Fred Taylor (1998).....	3
<i>Several players tied</i> .....	2

### YARDS/REC. (SEASON) (MIN. 25 RECEPTIONS)

Justin Blackmon (2012).....	13.52
<b>ALLEN HURNS (2014) .....</b>	<b>13.27</b>
Pete Mitchell (1995).....	12.85
Matt Jones (2005).....	12.00
<b>ALLEN ROBINSON (2014) .....</b>	<b>11.42</b>
Marqise Lee (2014) .....	11.41
Willie Jackson (1995).....	11.11
Reggie Williams (2004).....	9.93
Fred Taylor (1998).....	9.57
Ace Sanders (2013).....	9.49

### YARDS/REC. (GAME) (MIN. 4 RECEPTIONS)

Justin Blackmon (Nov. 18, 2012 at Hou.) ....	33.71
<b>ALLEN HURNS (Sept. 7, 2014 at Phi.) .....</b>	<b>27.50</b>
Matt Jones (Nov. 13, 2005 vs. Bal.) .....	23.40
Willie Jackson (Dec. 24, 1995 vs. Cle.).....	20.25
<b>T.J. YELDON (Dec. 6, 2015 at Ten.) .....</b>	<b>19.75</b>
Willie Jackson (Dec. 10, 1995 vs. Ind.).....	18.83
<b>ALLEN ROBINSON (Sept. 14, 2014 at Was.)....</b>	<b>18.75</b>
Mike Sims-Walker (Oct. 5, 2008 vs. Pit.) .....	17.83

### SCRIMMAGE YARDS (SEASON)

Fred Taylor (1998).....	1,644
Maurice Jones-Drew (2006) .....	1,377
<b>T.J. YELDON (2015) .....</b>	<b>1,019</b>
Justin Blackmon (2012).....	888
James Stewart (1995).....	715
<b>ALLEN HURNS (2014) .....</b>	<b>677</b>
Willie Jackson (1995).....	589
<b>ALLEN ROBINSON (2014) .....</b>	<b>548</b>

### ALL-PURPOSE YARDS (SEASON)

Maurice Jones-Drew (2006) .....	2,250
Fred Taylor (1998).....	1,653
Brian Witherspoon (2008) .....	1,442
Deji Karim (2010) .....	1,418
Mike Thomas (2009).....	1,301
David Allen (2003).....	1,223
T.J. Yeldon (2015).....	1,019

### 100-YARD RECEIVING GAMES (SEASON)

<b>ALLEN HURNS (2014) .....</b>	<b>2</b>
Justin Blackmon (2012).....	1
Matt Jones (2005) .....	1
Pete Mitchell (1995).....	1

## DEFENSE

### SACKS (SEASON)

<b>YANNICK NGAKOUE (2016).....</b>	<b>8.0</b>
Tony Brackens (1996).....	7.0
John Henderson (2002) .....	6.5
Kevin Hardy (1996) .....	5.5
Tyson Alualu (2010) .....	3.5
Derrick Harvey (2008).....	3.5
Bobby McCray (2004).....	3.5
Chris Smith (2014).....	3.0
Akin Ayodele (2002).....	3.0
Larry Smith (1999).....	3.0

### TACKLES (SEASON)

Bryan Schwartz (1995) .....	161
Kevin Hardy (1996).....	130
Clint Ingram (2006) .....	117
Akin Ayodele (2002).....	108
T.J. Slaughter (2000).....	108

### TACKLES (GAME)

Bryan Schwartz (Dec. 17, 1995 at Det.).....	21
Bryan Schwartz (Dec. 24, 1995 vs. Cle.).....	19
Bryan Schwartz (Dec. 10, 1995 vs. Ind.).....	17

### INTERCEPTIONS (SEASON)

Reggie Nelson (2007) .....	5
Derek Cox (2009).....	4
<i>Several players tied</i> .....	2

### TAKEAWAYS (SEASON)

Derek Cox (2009).....	5
Reggie Nelson (2007) .....	5
Fernando Bryant (1999).....	5



# OPPONENT RECORDS

## SCORING

### POINTS

Jeff Reed, Pittsburgh (12/1/02).....	19
Several players tied (K. Moreno, Den., 2013).....	18

### TOUCHDOWNS

Several players tied (D. Martin, T.B., 2013).....	3
---	---

## PASSING

### PASSING YARDS

Matt Schaub, Hou. (11/18/12).....	527
Drew Brees, N.O. (11/4/07).....	445
Peyton Manning, Ind. (9/25/00).....	440
Carson Palmer, Ari. (11/17/13).....	419
Drew Brees, N.O. (12/27/15).....	412

### PASS ATTEMPTS

Matt Schaub, Hou. (11/16/12).....	55
Vinny Testaverde, Bal. (11/24/96).....	50
Rich Gannon, K.C. (11/9/97).....	50
Shane Matthews, Was. (11/10/02).....	50
Peyton Manning, Ind. (12/10/06).....	50

### INTERCEPTIONS THROWN

Jon Kitna, Dal. (10/31/10).....	4
Several players tied (J. Russell, Oak. 2007).....	3

### TOUCHDOWN PASSES

Steve McNair, Ten. (12/26/99).....	5
Tony Banks, Bal. (9/10/00).....	5
Matt Schaub, Hou. (11/18/12).....	5
Several players tied (P. Rivers, S.D., 2015).....	4

### PASS COMPLETIONS

Matt Schaub, Hou. (11/18/12).....	43
Drew Brees, N.O. (11/4/07).....	35
Jon Kitna, Dal. (10/31/10).....	34
Joe Flacco, Bal. (11/15/15).....	34
Two players tied.....	33

## RUSHING

### RUSHING YARDS

Chris Johnson, Ten. (11/1/09).....	228
Arian Foster, Hou. (1/2/10).....	180
Steven Jackson, Stl. (10/30/05).....	179
Shawn Alexander, Sea. (10/7/01).....	176
Chris Brown, Ten. (9/9/07).....	175

### RUSHING ATTEMPTS

Terry Allen, Was. (9/28/97).....	36
Several players tied (A. Foster, Hou., 2011).....	33

### LONGEST RUSHING TDs

Chris Johnson, Ten. (11/1/09).....	89
Marcus Mariota, Ten. (12/6/15).....	87
Joey Galloway, Sea. (11/12/95).....	86
LeSean McCoy, Buf. (11/27/16).....	75
Bilal Powell, NYJ (10/1/17).....	75

### RUSHING TOUCHDOWNS

Several players tied (K. Moreno, Den., 2013).....	3
---	---

## RECEIVING

### RECEPTIONS

Reggie Wayne, Ind. (10/3/10).....	15
Tim Brown, Oak. (12/21/97).....	14
David Boston, S.D. (10/5/03).....	14
Andre Johnson, Hou. (11/18/12).....	14
Several players tied (A. Johnson, Hou. 2013).....	13

### RECEIVING YARDS

Andre Johnson, Hou. (11/18/12).....	273
Josh Gordon, Cle. (12/1/13).....	261
Albert Connell, Was. (10/22/00).....	211
Terrell Owens, Buf. (11/22/09).....	197
Several players tied (R. Wayne, Ind., 2010).....	196

### LONGEST RECEPTIONS

Terrell Owens, Buf. (11/22/09).....	98
Josh Gordon, Cle. (12/1/13).....	95
Michael Floyd, Ari. (11/17/13).....	91
Kevin Curtis, Stl. (10/30/05).....	83
Kenny Britt, Ten. (9/11/11).....	80

### RECEIVING TOUCHDOWNS

Several players tied (R. Moss, N.E., 2009).....	3
---	---

## PUNTING

### PUNTS

Chris Gardocki, Cle. (12/3/00).....	12
Several players tied (B. Hartmann, Hou., 2011).....	10

### LONGEST PUNTS

Brian Moorman, Buf. (9/12/04).....	80
Josh Miller, Pit. (12/2/99).....	75
Kyle Larson, Cin. (10/9/05).....	75
Craig Hentrich, Ten. (11/5/06).....	73

### INSIDE THE 20 (MIN. 5 PUNTS)

Several players tied (D. Colquitt, K.C., 2013).....	5
---	---

### GROSS AVERAGE (MIN. 4 PUNTS)

Craig Hentrich, Ten. (11/4/01).....	57.5
Mat McBriar, Dal. (9/10/06).....	53.2
Josh Miller, Pit. (12/2/99).....	52.7

## YARDAGE

### SCRIMMAGE YARDS

Andre Johnson, Hou. (11/18/12).....	273
Josh Gordon, Cle. (12/1/13).....	261
Chris Johnson, Ten. (11/1/09).....	239
Terrell Davis, Den. (10/25/98).....	212
Albert Connell, Was. (10/22/00).....	211

### ALL-PURPOSE YARDS

Andre Johnson, Hou. (11/18/12).....	273
Ridel Anthony, T.B. (11/15/98).....	269
Josh Gordon, Cle. (12/1/13).....	261
Eddy Drummond, Det. (11/14/04).....	257
Andre Davis, Hou. (12/30/07).....	254

## KICKING

### FIELD GOALS

Jeff Reed, Pit. (12/1/02).....	6
Adam Vinatieri, N.E. (9/22/96).....	5
Matt Stover, Bal. (10/8/00).....	5

### LONGEST FIELD GOALS

Jason Elam, Den. (10/25/98).....	63
Blair Walsh, Min. (9/9/12).....	55
Ryan Longwell, Min. (11/23/08).....	54
Several players tied (N. Rackers, Hou., 2011).....	53

### EXTRA POINTS

Several players tied (P. Dawson, S.F., 2013).....	6
---	---

### MOST BLOCKED KICKS (FGs, PATs)

Several players tied (Z. Smith, Bal., 2015).....	1
--	---

# OPPONENT RECORDS

## DEFENSE

### SACKS

Ryan Kerrigan, Was. (9/14/14).....	4.0
Connor Barwin, Hou. (11/27/11).....	4.0
John Abraham, Atl. (12/15/11).....	3.5
Whitney Mercilus, Hou. (1/3/16).....	3.5

### TACKLES

Steven Tulloch, Ten. (12/5/10).....	17
Keith Brooking, Atl. (12/28/03).....	15
Jonathan Joseph, Cin. (11/2/08).....	15
Jerod Mayo, N.E. (12/27/09).....	15

### INTERCEPTIONS

Samari Rolle, Ten. (12/26/99).....	3
<i>Several players tied (M. Williams, NYJ, 2015).....</i>	2

### LONGEST INTERCEPTION RETURN TDs

Anthony Henry, Cle. (12/16/01).....	97t
Anthony Parker, Stl. (10/20/96).....	92t
Adam Jones, Ten. (12/17/06).....	83t
Matt Giordano, Stl. (10/6/12).....	82t

## RETURNS

### PUNT RETURNS

Jacoby Jones, Hou. (11/27/11).....	7
Dexter McCluster, K.C. (9/8/13).....	7
<i>Several players tied (T. Holliday, Hou., 2012).....</i>	6

### PUNT RETURN YARDS

Eddie Drummond, Det. (11/14/04).....	199
Darius Reynaud, Ten. (12/30/12).....	160
Jacoby Jones, Hou. (11/27/11).....	116
Roscoe Parrish, Buf. (11/26/06).....	104

### LONGEST PUNT RETURNS

Eddie Drummond, Det. (11/14/04).....	83t
Peter Warrick, Cin. (12/17/00).....	82t
Terrence Wilkins, Ind. (9/24/06).....	82t
Roscoe Parrish, Buf. (11/26/06).....	82t

### KICKOFF RETURNS

MarTey Jenkins, Ari. (12/10/00).....	8
Nate Jacquet, Min. (12/23/01).....	8
Justin Miller, NYJ (10/8/06).....	8

### KICKOFF RETURN YARDS

Andre Davis, Hou. (12/30/07).....	234
Glyn Milburn, Chi. (9/6/98).....	197
Adam Jones, Ten. (11/20/05).....	196

### LONGEST KICKOFF RETURNS

Andre Davis, Hou. (12/30/07).....	104t
Pharoh Cooper, LAR (10/15/17).....	103t
Andre Davis, Hou. (12/30/07).....	97t
Aaron Bailey, Ind. (12/10/95).....	95t
Chad Simpson, Ind. (12/17/09).....	93t



# **LEAGUE STATISTICS**

**REGULAR SEASON WEEK 7 AT INDIANAPOLIS COLTS**

**WEEK 6 / THROUGH MONDAY, OCTOBER 16, 2017**

<b>OFFENSE</b>	<b>K.C.</b>	<b>Oak.</b>	<b>T.B.</b>	<b>Buff.</b>	<b>Car.</b>	<b>Chi.</b>	<b>Tenn.</b>	<b>Clev.</b>
GAMES (Won-Lost)	5-1	2-4	2-3	3-2	4-2	2-4	3-3	0-6
FIRST DOWNS	128	91	109	81	124	111	111	119
Rushing	35	27	20	28	43	42	35	35
Passing	82	57	80	48	70	54	64	62
Penalty	11	7	9	5	11	15	12	22
YDS GAINED (tot)	2322	1670	1910	1358	1941	1841	2016	1850
Avg per Game	387.0	278.3	382.0	271.6	323.5	306.8	336.0	308.3
RUSHING (net)	809	562	412	533	573	816	792	580
Avg per Game	134.8	93.7	82.4	106.6	95.5	136.0	132.0	96.7
Rushes	152	131	107	158	170	186	165	139
Yards per Rush	5.3	4.3	3.9	3.4	3.4	4.4	4.8	4.2
PASSING (net)	1513	1108	1498	825	1368	1025	1224	1270
Avg per Game	252.2	184.7	299.6	165.0	228.0	170.8	204.0	211.7
Passes Att.	192	182	197	136	204	183	184	234
Completed	140	119	121	85	129	115	114	127
Pct Completed	72.9	65.4	61.4	62.5	63.2	62.8	62.0	54.3
Yards Gained	1637	1189	1549	910	1493	1133	1260	1368
Sacked	20	13	8	18	17	13	11	18
Yards Lost	124	81	51	85	125	108	36	98
Had intercepted	0	5	5	2	8	6	6	14
Yards Opp Ret	0	22	87	62	80	77	73	223
Opp TDs on Int	0	0	0	0	0	1	2	1
PUNTS	25	27	21	28	21	33	29	32
Avg Yards	44.8	52.7	44.4	45.9	44.7	47.1	51.5	48.9
PUNT RETURNS	15	11	7	10	16	16	13	17
Avg Return	10.0	5.0	10.3	9.8	7.6	8.1	11.0	6.4
Returned for TD	1	0	0	0	0	0	0	0
KICKOFF RETURNS	16	12	6	6	10	19	12	7
Avg Return	24.2	26.8	22.0	21.8	19.7	20.8	20.0	21.1
Returned for TD	0	0	0	0	0	0	0	0
PENALTIES	49	33	33	34	25	43	38	46
Yards Penalized	428	302	209	289	219	333	374	399
FUMBLES BY	8	9	6	4	7	16	3	8
Fumbles Lost	1	2	1	0	2	8	3	2
Opp Fumbles	9	8	7	8	7	5	10	7
Opp Fum Lost	3	5	4	2	3	4	3	3
POSS. TIME (avg)	31:26	27:39	27:36	28:40	32:58	30:26	29:43	29:07
TOUCHDOWNS	20	14	15	8	12	13	14	12
Rushing	6	5	3	1	3	4	9	4
Passing	12	9	10	6	9	8	5	7
Returns	2	0	2	1	0	1	0	1
EXTRA-PT KICKS	18/18	13/14	8/10	8/8	11/12	11/11	14/14	11/11
2-PT CONVERSIONS	0/2	0/0	1/5	0/0	0/0	1/1	0/0	1/1
FIELD GOALS/FGA	13/14	9/9	6/11	11/12	15/16	4/6	16/17	3/6
POINTS SCORED	177	124	118	89	128	105	146	94
<b>DEFENSE</b>	<b>K.C.</b>	<b>Oak.</b>	<b>T.B.</b>	<b>Buff.</b>	<b>Car.</b>	<b>Chi.</b>	<b>Tenn.</b>	<b>Clev.</b>
POINTS ALLOWED	130	126	121	74	122	148	164	157
OPP FIRST DOWNS	134	111	114	94	102	109	129	113
Rushing	44	36	25	29	26	31	33	27
Passing	75	71	78	54	70	64	88	75
Penalty	15	4	11	11	6	14	8	11
OPP YARDS GAINED	2269	2099	2017	1612	1680	1816	2022	1864
Avg per Game	378.2	349.8	403.4	322.4	280.0	302.7	337.0	310.7
OPP RUSHING(net)	784	703	509	438	500	626	635	506
Avg per Game	130.7	117.2	101.8	87.6	83.3	104.3	105.8	84.3
Rushes	164	179	139	122	126	155	169	166
Yards per Rush	4.8	3.9	3.7	3.6	4.0	4.0	3.8	3.0
OPP PASSING(net)	1485	1396	1508	1174	1180	1190	1387	1358
Avg per Game	247.5	232.7	301.6	234.8	196.7	198.3	231.2	226.3
Passes Att.	202	183	189	189	199	200	213	183
Completed	108	126	134	116	134	126	129	131
Pct Completed	53.5	68.9	70.9	61.4	67.3	63.0	60.6	71.6
Sacked	15	11	6	12	20	16	8	13
Yards Lost	85	60	36	70	116	105	58	86
INTERCEPTED BY	5	0	4	8	1	2	4	4
Yards Returned	51	0	110	90	23	142	31	89
Returned for TD	0	0	1	0	0	1	0	1
OPP PUNT RETURNS	7	16	6	15	6	15	15	21
Avg return	11.3	6.4	10.2	5.9	4.8	15.6	6.1	10.1
OPP KICKOFF RET	11	5	5	11	2	9	13	6
Avg return	20.9	22.8	22.8	26.2	22.5	30.8	28.6	12.2
OPP TOUCHDOWNS	15	12	14	6	13	16	19	20
Rushing	5	4	4	4	3	5	3	4
Passing	10	7	10	2	10	8	13	14
Returns	0	1	0	0	0	3	3	2

**WEEK 6 / THROUGH MONDAY, OCTOBER 16, 2017**

<b>OFFENSE</b>	<b>N.O.</b>	<b>G.B.</b>	<b>Jax</b>	<b>Ind.</b>	<b>Ariz.</b>	<b>LA-R</b>	<b>NY-J</b>	<b>Miami</b>
GAMES (Won-Lost)	3-2	4-2	3-3	2-4	3-3	4-2	3-3	3-2
FIRST DOWNS	101	128	117	103	127	116	99	80
Rushing	30	32	44	33	21	34	25	21
Passing	66	82	59	59	88	71	65	49
Penalty	5	14	14	11	18	11	9	10
YDS GAINED (tot)	1861	1910	2013	1807	2136	2159	1912	1214
Avg per Game	372.2	318.3	335.5	301.2	356.0	359.8	318.7	242.8
RUSHING (net)	569	530	995	585	419	696	631	437
Avg per Game	113.8	88.3	165.8	97.5	69.8	116.0	105.2	87.4
Rushes	130	133	201	169	135	172	148	124
Yards per Rush	4.4	4.0	5.0	3.5	3.1	4.0	4.3	3.5
PASSING (net)	1292	1380	1018	1222	1717	1463	1281	777
Avg per Game	258.4	230.0	169.7	203.7	286.2	243.8	213.5	155.4
Passes Att.	183	227	172	182	249	187	195	167
Completed	126	147	97	107	154	113	137	101
Pct Completed	68.9	64.8	56.4	58.8	61.8	60.4	70.3	60.5
Yards Gained	1321	1542	1068	1337	1856	1524	1405	857
Sacked	4	23	10	18	21	9	19	10
Yards Lost	29	162	50	115	139	61	124	80
Had intercepted	2	6	5	5	6	3	6	5
Yards Opp Ret	2	123	50	140	154	34	16	28
Opp TDs on Int	1	1	0	3	1	0	0	0
PUNTS	19	27	33	33	30	23	30	27
Avg Yards	48.8	45.6	42.7	46.2	47.3	46.9	47.2	46.9
PUNT RETURNS	8	9	6	12	10	16	14	15
Avg Return	7.5	9.2	2.2	3.2	2.9	4.8	6.4	6.5
Returned for TD	0	0	0	0	0	0	0	0
KICKOFF RETURNS	11	4	7	13	11	16	10	10
Avg Return	20.0	20.8	19.1	24.5	20.3	30.6	20.1	21.0
Returned for TD	0	0	0	0	0	1	0	0
PENALTIES	33	43	44	40	42	40	45	33
Yards Penalized	286	358	364	333	348	333	422	229
FUMBLES BY	5	5	5	13	7	15	12	4
Fumbles Lost	1	2	1	4	3	8	5	1
Opp Fumbles	8	9	9	6	5	10	5	8
Opp Fum Lost	2	7	6	1	0	3	2	3
POSS. TIME (avg)	30:17	29:50	30:45	29:23	29:49	29:11	30:09	29:23
TOUCHDOWNS	16	19	18	12	13	18	11	6
Rushing	3	4	6	8	3	6	4	0
Passing	10	14	8	3	9	8	7	5
Returns	3	1	4	1	1	4	0	1
EXTRA-PT KICKS	16/16	15/17	15/17	9/11	11/11	18/18	10/10	4/6
2-PT CONVERSIONS	0/0	0/2	0/1	0/1	0/1	0/0	0/1	0/0
FIELD GOALS/FGA	11/14	6/6	11/15	12/13	10/14	17/18	11/13	7/7
POINTS SCORED	145	147	156	119	119	179	109	61

<b>DEFENSE</b>	<b>N.O.</b>	<b>G.B.</b>	<b>Jax</b>	<b>Ind.</b>	<b>Ariz.</b>	<b>LA-R</b>	<b>NY-J</b>	<b>Miami</b>
POINTS ALLOWED	116	135	110	195	158	138	130	84
OPP FIRST DOWNS	99	122	107	131	112	112	125	95
Rushing	29	40	38	33	29	35	40	19
Passing	61	72	59	85	74	68	66	66
Penalty	9	10	10	13	9	9	19	10
OPP YARDS GAINED	1846	1957	1870	2460	2044	2101	2148	1577
Avg per Game	369.2	326.2	311.7	410.0	340.7	350.2	358.0	315.4
OPP RUSHING(net)	504	719	874	685	542	837	833	402
Avg per Game	100.8	119.8	145.7	114.2	90.3	139.5	138.8	80.4
Rushes	117	173	168	168	163	174	181	115
Yards per Rush	4.3	4.2	5.2	4.1	3.3	4.8	4.6	3.5
OPP PASSING(net)	1342	1238	996	1775	1502	1264	1315	1175
Avg per Game	268.4	206.3	166.0	295.8	250.3	210.7	219.2	235.0
Passes Att.	184	189	198	217	217	194	210	170
Completed	121	124	115	136	134	119	124	123
Pct Completed	65.8	65.6	58.1	62.7	61.8	61.3	59.0	72.4
Sacked	16	11	23	12	11	20	7	12
Yards Lost	111	92	138	71	78	117	37	62
INTERCEPTED BY	7	4	10	7	6	7	7	1
Yards Returned	75	49	192	127	134	197	110	15
Returned for TD	2	1	2	1	1	2	0	0
OPP PUNT RETURNS	11	11	8	8	19	10	14	10
Avg return	12.5	3.5	12.5	4.5	14.5	3.2	7.8	9.4
OPP KICKOFF RET	9	10	8	11	10	8	7	9
Avg return	25.2	23.8	27.0	18.5	22.2	20.4	20.7	18.0
OPP TOUCHDOWNS	13	15	11	21	19	16	17	9
Rushing	2	5	5	8	4	8	5	3
Passing	9	8	4	9	13	8	11	6
Returns	2	2	2	4	2	0	1	0

**WEEK 6 / THROUGH MONDAY, OCTOBER 16, 2017**

<b>OFFENSE</b>	<b>Balt.</b>	<b>Minn.</b>	<b>Cin.</b>	<b>Pitt.</b>	<b>Dal.</b>	<b>S.F.</b>	<b>Denv.</b>	<b>LA-C</b>
GAMES (Won-Lost)	3-3	4-2	2-3	4-2	2-3	0-6	3-2	2-4
FIRST DOWNS	106	118	90	123	101	113	105	124
Rushing	41	33	25	41	35	30	34	26
Passing	56	70	55	71	58	73	60	83
Penalty	9	15	10	11	8	10	11	15
YDS GAINED (tot)	1735	2136	1555	2098	1781	1928	1777	2071
Avg per Game	289.2	356.0	311.0	349.7	356.2	321.3	355.4	345.2
RUSHING (net)	777	703	420	644	620	569	618	474
Avg per Game	129.5	117.2	84.0	107.3	124.0	94.8	123.6	79.0
Rushes	179	173	133	165	133	136	147	132
Yards per Rush	4.3	4.1	3.2	3.9	4.7	4.2	4.2	3.6
PASSING (net)	958	1433	1135	1454	1161	1359	1159	1597
Avg per Game	159.7	238.8	227.0	242.3	232.2	226.5	231.8	266.2
Passes Att.	194	203	159	220	179	241	180	230
Completed	122	134	104	137	112	138	110	141
Pct Completed	62.9	66.0	65.4	62.3	62.6	57.3	61.1	61.3
Yards Gained	1039	1516	1220	1521	1192	1490	1282	1633
Sacked	12	9	15	10	7	18	17	7
Yards Lost	81	83	85	67	31	131	123	36
Had intercepted	8	1	6	8	4	5	6	5
Yards Opp Ret	183	14	95	149	151	74	108	38
Opp TDs on Int	1	0	0	2	2	0	1	0
PUNTS	33	26	26	28	20	32	18	28
Avg Yards	46.1	41.8	46.9	41.5	43.9	44.8	45.7	49.9
PUNT RETURNS	14	11	24	12	8	12	15	12
Avg Return	13.8	6.8	9.2	5.1	7.6	11.5	9.7	6.3
Returned for TD	1	0	0	0	0	0	0	0
KICKOFF RETURNS	9	13	8	9	7	13	8	10
Avg Return	31.9	25.5	23.9	14.9	23.3	20.2	28.6	18.7
Returned for TD	1	0	0	0	0	0	0	0
PENALTIES	43	39	37	48	33	56	32	42
Yards Penalized	347	378	316	409	310	425	288	315
FUMBLES BY	8	8	8	5	4	5	9	5
Fumbles Lost	4	5	5	2	3	2	3	2
Opp Fumbles	9	6	3	11	5	12	1	9
Opp Fum Lost	5	1	0	3	2	4	0	2
POSS. TIME (avg)	29:48	30:18	30:15	32:12	29:45	26:25	32:00	27:45
TOUCHDOWNS	12	13	9	12	15	10	12	14
Rushing	4	5	1	4	4	5	3	4
Passing	5	8	7	7	11	5	8	10
Returns	3	0	1	1	0	0	1	0
EXTRA-PT KICKS	10/10	11/13	9/9	11/11	14/14	8/9	12/12	14/14
2-PT CONVERSIONS	1/2	0/0	0/0	0/1	0/1	0/1	0/0	0/0
FIELD GOALS/FGA	10/12	11/12	7/8	11/13	7/7	15/16	8/13	6/10
POINTS SCORED	114	122	84	118	125	113	108	116
<b>DEFENSE</b>	<b>Balt.</b>	<b>Minn.</b>	<b>Cin.</b>	<b>Pitt.</b>	<b>Dal.</b>	<b>S.F.</b>	<b>Denv.</b>	<b>LA-C</b>
POINTS ALLOWED	124	103	83	102	132	146	97	131
OPP FIRST DOWNS	113	110	86	97	110	142	72	118
Rushing	43	21	26	36	33	45	13	48
Passing	56	77	45	53	64	80	53	60
Penalty	14	12	15	8	13	17	6	10
OPP YARDS GAINED	1985	1773	1314	1632	1699	2251	1309	2031
Avg per Game	330.8	295.5	262.8	272.0	339.8	375.2	261.8	338.5
OPP RUSHING(net)	848	472	516	711	590	677	351	915
Avg per Game	141.3	78.7	103.2	118.5	118.0	112.8	70.2	152.5
Rushes	199	146	135	150	128	197	116	182
Yards per Rush	4.3	3.2	3.8	4.7	4.6	3.4	3.0	5.0
OPP PASSING(net)	1137	1301	798	921	1109	1574	958	1116
Avg per Game	189.5	216.8	159.6	153.5	221.8	262.3	191.6	186.0
Passes Att.	179	206	162	187	183	214	163	180
Completed	96	130	93	113	120	139	104	116
Pct Completed	53.6	63.1	57.4	60.4	65.6	65.0	63.8	64.4
Sacked	16	16	18	20	16	14	13	18
Yards Lost	86	111	110	145	143	88	62	126
INTERCEPTED BY	9	7	4	5	2	4	4	4
Yards Returned	102	84	94	38	25	66	126	41
Returned for TD	0	0	1	0	0	0	1	0
OPP PUNT RETURNS	13	8	16	9	8	14	7	17
Avg return	6.2	4.0	9.6	9.4	5.6	1.7	9.1	8.8
OPP KICKOFF RET	11	15	7	13	10	5	5	15
Avg return	19.4	20.3	21.4	22.4	24.7	25.8	25.2	24.3
OPP TOUCHDOWNS	14	9	8	12	15	14	10	14
Rushing	4	1	3	6	2	5	0	5
Passing	9	8	5	4	11	9	9	9
Returns	1	0	0	2	2	0	1	0

**WEEK 6 / THROUGH MONDAY, OCTOBER 16, 2017**

<b>OFFENSE</b>	<b>Sea.</b>	<b>NY-G</b>	<b>Atl.</b>	<b>N.E.</b>	<b>Wash.</b>	<b>Phil.</b>	<b>Hou.</b>	<b>Det.</b>
GAMES (Won-Lost)	3-2	1-5	3-2	4-2	3-2	5-1	3-3	3-3
FIRST DOWNS	94	102	107	145	95	130	131	108
Rushing	28	24	35	35	25	41	37	22
Passing	60	72	65	92	65	77	74	76
Penalty	6	6	7	18	5	12	20	10
YDS GAINED (tot)	1688	1898	1892	2472	1871	2299	2063	1788
Avg per Game	337.6	316.3	378.4	412.0	374.2	383.2	343.8	298.0
RUSHING (net)	546	537	603	613	614	795	826	504
Avg per Game	109.2	89.5	120.6	102.2	122.8	132.5	137.7	84.0
Rushes	135	132	126	153	149	182	188	143
Yards per Rush	4.0	4.1	4.8	4.0	4.1	4.4	4.4	3.5
PASSING (net)	1142	1361	1289	1859	1257	1504	1237	1284
Avg per Game	228.4	226.8	257.8	309.8	251.4	250.7	206.2	214.0
Passes Att.	179	221	170	233	158	207	187	225
Completed	111	148	112	153	105	126	114	136
Pct Completed	62.0	67.0	65.9	65.7	66.5	60.9	61.0	60.4
Yards Gained	1222	1466	1357	1959	1334	1584	1359	1428
Sacked	13	16	10	16	8	16	21	23
Yards Lost	80	105	68	100	77	80	122	144
Had intercepted	4	5	6	2	2	3	5	4
Yards Opp Ret	98	33	141	2	15	21	181	120
Opp TDs on Int	0	0	1	0	0	1	1	3
PUNTS	28	34	15	26	21	23	32	32
Avg Yards	44.4	44.7	44.8	42.6	44.6	45.7	50.1	44.1
PUNT RETURNS	8	8	7	10	9	9	14	12
Avg Return	6.1	8.5	10.4	13.2	5.0	16.0	11.9	22.6
Returned for TD	0	0	0	0	0	0	0	2
KICKOFF RETURNS	7	11	10	8	5	6	11	8
Avg Return	23.7	20.7	21.5	19.5	18.6	22.7	22.5	17.6
Returned for TD	0	0	0	0	0	0	0	0
PENALTIES	41	39	32	45	28	45	42	39
Yards Penalized	304	386	293	398	204	453	338	364
FUMBLES BY	6	6	4	7	13	8	6	8
Fumbles Lost	1	1	1	3	7	4	4	4
Opp Fumbles	7	8	4	9	7	7	9	9
Opp Fum Lost	4	3	1	3	3	5	3	5
POSS. TIME (avg)	29:42	28:05	29:43	29:55	31:58	34:23	31:03	30:24
TOUCHDOWNS	12	12	13	19	13	17	21	19
Rushing	2	2	6	6	3	3	3	2
Passing	8	9	6	13	9	13	15	12
Returns	2	1	1	0	1	1	3	5
EXTRA-PT KICKS	9/10	10/10	13/13	17/18	12/13	14/15	15/17	15/15
2-PT CONVERSIONS	1/2	0/2	0/0	1/1	0/0	2/2	2/4	1/4
FIELD GOALS/FGA	9/10	7/9	10/11	13/14	9/11	15/17	10/10	10/12
POINTS SCORED	110	105	121	172	117	165	177	161
<b>DEFENSE</b>	<b>Sea.</b>	<b>NY-G</b>	<b>Atl.</b>	<b>N.E.</b>	<b>Wash.</b>	<b>Phil.</b>	<b>Hou.</b>	<b>Det.</b>
POINTS ALLOWED	87	132	109	159	113	122	147	149
OPP FIRST DOWNS	95	119	100	146	90	110	106	114
Rushing	28	44	27	38	21	22	27	31
Passing	52	67	62	95	58	76	66	73
Penalty	15	8	11	13	11	12	13	10
OPP YARDS GAINED	1650	2231	1562	2644	1580	2035	1863	2031
Avg per Game	330.0	371.8	312.4	440.7	316.0	339.2	310.5	338.5
OPP RUSHING(net)	636	741	510	695	440	394	643	566
Avg per Game	127.2	123.5	102.0	115.8	88.0	65.7	107.2	94.3
Rushes	129	171	120	149	110	105	159	151
Yards per Rush	4.9	4.3	4.3	4.7	4.0	3.8	4.0	3.7
OPP PASSING(net)	1014	1490	1052	1949	1140	1641	1220	1465
Avg per Game	202.8	248.3	210.4	324.8	228.0	273.5	203.3	244.2
Passes Att.	177	227	188	235	179	249	185	209
Completed	101	134	115	156	110	157	115	136
Pct Completed	57.1	59.0	61.2	66.4	61.5	63.1	62.2	65.1
Sacked	11	12	12	14	15	14	15	13
Yards Lost	66	60	101	80	104	93	88	96
INTERCEPTED BY	5	3	2	5	5	6	7	9
Yards Returned	83	64	1	50	37	23	133	192
Returned for TD	1	1	0	0	1	0	2	3
OPP PUNT RETURNS	12	14	5	15	8	10	20	12
Avg return	7.6	13.1	12.6	6.5	8.4	5.6	14.4	6.8
OPP KICKOFF RET	12	12	8	20	7	16	10	13
Avg return	19.4	23.3	20.8	20.1	19.6	21.6	24.8	20.9
OPP TOUCHDOWNS	8	14	11	19	12	14	16	18
Rushing	4	2	2	4	4	4	3	5
Passing	4	11	7	14	6	9	10	9
Returns	0	1	2	1	2	1	3	4



**WEEK 6 / THROUGH MONDAY, OCTOBER 16, 2017**

<b>OFFENSE</b>	<b>NFL/Avg</b>
GAMES (Won-Lost)	---
FIRST DOWNS	110.5
Rushing	31.8
Passing	67.6
Penalty	11.2
YDS GAINED (tot)	1905.4
Avg per Game	335.0
RUSHING (net)	618.8
Avg per Game	108.8
Rushes	150.8
Yards per Rush	4.1
PASSING (net)	1286.6
Avg per Game	226.2
Passes Att.	195.6
Completed	123.0
Pct Completed	62.9
Yards Gained	1376.6
Sacked	14.1
Yards Lost	90.0
Had intercepted	4.9
Yards Opp Ret	81.1
Opp TDs on Int	0.7
PUNTS	26.9
Avg Yards	46.1
PUNT RETURNS	11.9
Avg Return	8.6
Returned for TD	0.1
KICKOFF RETURNS	9.8
Avg Return	22.4
Returned for TD	0.1
PENALTIES	39.4
Yards Penalized	336.1
FUMBLES BY	7.4
Fumbles Lost	3.0
Opp Fumbles	7.4
Opp Fum Lost	3.0
POSS. TIME (avg)	30:00
TOUCHDOWNS	13.9
Rushing	3.9
Passing	8.6
Returns	1.3
EXTRA POINTS(tot)	95%
Kicks Made/2Pt	31%
FIELD GOALS/FGA	10/12
POINTS SCORED	126.4

<b>DEFENSE</b>	<b>NFL/Avg</b>
POINTS ALLOWED	126.4
OPP FIRST DOWNS	110.5
Rushing	31.8
Passing	67.6
Penalty	11.2
OPP YARDS GAINED	1905.4
Avg per Game	335.0
OPP RUSHING(net)	618.8
Avg per Game	108.8
Rushes	150.8
Yards per Rush	4.1
OPP PASSING(net)	1286.6
Avg per Game	226.2
Passes Att.	195.6
Completed	123.0
Pct Completed	62.9
Sacked	14.1
Yards Lost	90.0
INTERCEPTED BY	4.9
Yards Returned	81.1
Returned for TD	0.7
OPP PUNT RETURNS	11.9
Avg return	8.6
OPP KICKOFF RET	9.8
Avg return	22.4
OPP TOUCHDOWNS	13.9
Rushing	3.9
Passing	8.6
Returns	1.3

**WEEK 6 / THROUGH MONDAY, OCTOBER 16, 2017**

TEAM RANKINGS

**American Football Conference**

**Offense Defense**

	Total	Rush	Pass	Total	Rush	Pass
Balt.	13	5	15	9	14	5
Buff.	15	8	14	8	4	12
Cin.	10	15	6	2	5	2
Cleve.	11	12	8	5	3	9
Denver	3	6	5	*1	1	6
Hou.	6	2	9	4	7	7
Ind.	12	11	11	15	8	15
Jax	8	*1	13	6	15	3
K.C.	2	3	3	14	12	14
L.A.-C	5	16	2	11	16	4
Miami	16	14	16	7	2	13
N.E.	*1	10	*1	16	9	16
Jets	9	9	7	13	13	8
Oak.	14	13	12	12	10	11
Pitt.	4	7	4	3	11	*1
Tenn.	7	4	10	10	6	10

**National Football Conference**

**Offense Defense**

	Total	Rush	Pass	Total	Rush	Pass
Ariz.	8T	16	2	11	5	12
Atl.	3	5	4	4	9	5
Car.	11	10	12	1	3	1
Chi.	15	1	16	3	10	2
Dallas	7	3	9	10	12	8
Det.	16	14	15	8	6	10
G.B.	13	13	10	6	13	4
Rams	6	7	7	12	16	6
Minn.	8T	6	8	2	2	7
N.O.	5	8	3	13	7	14
Giants	14	12	13	14	14	11
Phil.	1	2	6	9	*1	15
S.F.	12	11	14	15	11	13
Sea.	10	9	11	7	15	3
T.B.	2	15	1	16	8	16
Wash.	4	4	5	5	4	9

**National Football League**

**Offense Defense**

	Total	Rush	Pass	Total	Rush	Pass
Ariz.	10T	32	3	22	9	26
Atl.	5	11	6	10	13	12
Balt.	29	7	31	16	30	5
Buff.	31	17	30	13	7	21
Car.	19	22	17	4	5	7
Chi.	26	3	28	6	15	8
Cin.	24	28T	18	2	14	2
Cleve.	25	21	23	8	6	17
Dallas	9	8	13	21	22	16
Denver	12	9	14	*1	2	6
Det.	28	28T	21	18T	10	23
G.B.	22	26	15	14	24	11
Hou.	15	2	24	7	17	10
Ind.	27	20	26	31	19	30
Jax	18	*1	29	9	31	3
K.C.	2	4	7	29	27	24
L.A.-C	14	31	4	18T	32	4
Rams	8	13	10	24	29	13
Miami	32	27	32	11	4	22
Minn.	10T	12	12	5	3	14
N.E.	*1	19	*1	32	20	32
N.O.	7	14	5	26	11	28
Giants	23	25	19	27	25	25
Jets	21	18	22	25	28	15
Oak.	30	24	27	23	21	20
Phil.	3	5	9	20	*1	29
Pitt.	13	16	11	3	23	*1
S.F.	20	23	20	28	18	27
Sea.	16	15	16	15	26	9
T.B.	4	30	2	30	12	31
Tenn.	17	6	25	17	16	19
Wash.	6	10	8	12	8	18

T = Tied for position

\* = League Leader

**WEEK 6 / THROUGH MONDAY, OCTOBER 16, 2017**

**AFC / TEAM/OFFENSE RANK**

Tm	(A)	(B)	(C)	(D)	(E)	(F)	(G)	(H)	(I)	(J)	(K)	(L)	(M)	(N)	(O)	(P)	(Q)
BAL	13	14	5	5	15	15	15	6	11	13	9t	1	1	10	4	11	12
BUF	15	15	8	15	14	13	3	16	14	5	12t	6	8	11	12	13	8
CIN	10	11	15	16	6	4	14	10	10	11	8	8	6	7	9	14	9
CLE	11	13	12	9	8	14	16	9	7	15	4	11	9	5	6	15	16
DEN	3	9	6	8	5	10	12	11	4	3	12t	7	2	12	10	6	14
HOU	6	8	2	4	9	9	5	15	2	8	3	3	7	3	8	1t	1t
IND	12	12	11	14	11	7	6t	13	12	9	12t	15	4	9	3	8	7
JAC	8	7	1	2	13	12	8	3	8	14	1t	16	14	14	14	4	13
KC	2	1	3	1	3	2	1	14	3	2	12t	5	5	13	13	1t	5t
LAC	5	3	16	12	2	3	4	1	5	6	6t	12	15	4	11	10	15
MIA	16	16	14	13	16	16	9	5	15	16	9t	9	10	8	7	16	1t
NE	1	2	10	10	1	1	2	7	1	1	6t	2	13	15	15	3	5t
NYJ	9	6	9	7	7	8	10	12	13	4	5	10	11	6	5	12	10t
OAK	14	10	13	6	12	11	6t	8	16	10	9t	14	3	1	1	7	1t
PIT	4	5	7	11	4	5	13	2	6	7	16	13	16	16	16	9	10t
TEN	7	4	4	3	10	6	11	4	9	12	1t	4	12	2	2	5	4

**AFC / OPPONENT/DEFENSE RANK**

Tm	(A)	(B)	(C)	(D)	(E)	(F)	(G)	(H)	(I)	(J)	(K)	(L)	(M)	(N)	(O)	(P)	(Q)	(R)	(S)
BAL	9	6	14	10	5	6	2	5	8t	2	10t	4	4	7	2	7	10t	10	12
BUF	8	5	4	4	12	7	3	11	7	10	8t	2	14	4	3	1	15t	4	13
CIN	2	1	5	6	2	1	9	2	3	6	10t	12	8	10	4	2	10t	8	3
CLE	5	7	3	2	9	13	12	9	8t	12	1	13	1	13	12	13	7	15	9
DEN	1	2	1	1	6	4	10	7	1	1	5	9	13	14	8	6	6	6	1
HOU	4	9	7	8	7	9	4	6	4	4	15	16	12	11	7	12	14	3	4
IND	15	15	8	9	15	15	6	14	14	13	16	1	3	6	14	16	8	16	16
JAC	6	4	15	16	3	3	1	1	5	8	6t	15	15	3	10	5	12t	2	5
KC	14	14	12	14	14	12	8	8	15	9	10t	14	7	2	1	9t	9	1	6
LAC	11	11	16	15	4	5	11	4	11	15	2t	8	11	12	13	11	12t	11	7
MIA	7	10	2	3	13	11	15	10	10	3	6t	10	2	15	15	3	2	14	15
NE	16	16	9	12	16	16	13	13	16	14	8t	6	5	8	5	14	3	7	10
NYJ	13	12	13	11	8	8	5	16	12	11	2t	7	6	9	11	9t	1	13	11
OAK	12	13	10	7	11	14	16	12	6	16	10t	5	10	5	9	8	4t	9	14
PIT	3	3	11	13	1	2	7	3	2	5	4	11	9	1	6	4	4t	5	2
TEN	10	8	6	5	10	10	14	15	13	7	14	3	16	16	16	15	15t	12	8

- (A) Total Yards per Game
- (B) Yards per Play
- (C) Rushing Yards per Game
- (D) Rushing Yards per Attempt
- (E) Passing Net Yards per Game
- (F) Passing Net Yards per Play
- (G) Passing, Percent Had Intercepted
- (H) Sacks per Pass Play
- (I) First Downs per Game
- (J) Third Down Efficiency
- (K) Fourth Down Efficiency
- (L) Punt Return Average
- (M) Kickoff Return Average
- (N) Gross Punting Average
- (O) Net Punting Average
- (P) Points per Game
- (Q) Field Goal Percentage
- Combined Offense/Defense Rank
- (R) Points per Game Differential
- (S) Net Yards per Game Differential

**WEEK 6 / THROUGH MONDAY, OCTOBER 16, 2017**

**NFC / TEAM/OFFENSE RANK**

Tm	(A)	(B)	(C)	(D)	(E)	(F)	(G)	(H)	(I)	(J)	(K)	(L)	(M)	(N)	(O)	(P)	(Q)
ARI	8t	9	16	16	2	8	11	14	5	12	11	16	11	2	14	13	14
ATL	3	1	5	1	4	4	15	7	3	2	12t	4	7	7	9	7	7
CAR	11	13	10	15	12	10	16	13	6	3	12t	9t	14	10	7	11	4t
CHI	15	15	1	3	16	15	14	8	14	14	7	8	8	3	15	15t	15
DAL	7	7	3	2	9	9	8t	2	7t	8	4t	9t	4	15	8	5	1t
DET	16	16	14	14	15	16	6	16	15	10	15t	1	16	14	4	4	10
GB	13	12	13	12	10	13	13	15	4	5	1	6	9	6	2	6	1t
LAR	6	5	7	10	7	2	5	5	10	4	8t	15	1	4	1	1	3
MIN	8t	8	6	9	8	6	1	4	9	6	15t	12	2	16	10	12	6
NO	5	4	8	4	3	5	2	1	7t	13	4t	11	13	1	11	2	12
NYG	14	11	12	8	13	12	10	9	16	15	14	7	10	9	16	15t	13
PHI	1	6	2	5	6	7	4	12	2	1	2	2	5	5	6	3	9
SF	12	14	11	6	14	14	7	11	12	16	6	3	12	8	3	14	4t
SEA	10	10	9	11	11	11	8t	10	13	7	3	13	3	12t	12	10	8
TB	2	2	15	13	1	3	12	3	1	11	8t	5	6	12t	5	8	16
WAS	4	3	4	7	5	1	3	6	11	9	8t	14	15	11	13	9	11

**NFC / OPPONENT/DEFENSE RANK**

Tm	(A)	(B)	(C)	(D)	(E)	(F)	(G)	(H)	(I)	(J)	(K)	(L)	(M)	(N)	(O)	(P)	(Q)	(R)	(S)
ARI	11	8	5	2	12	12	7	15	6t	12	9t	15	8	2	14	15	14t	15	7
ATL	4	3	9	11	5	1	14	9	12	6	12t	13	5	9	5	5	14t	6	1
CAR	1	2	3	7	1	2	16	2	1	4	6t	5	9	13	11	3t	10t	9	5
CHI	3	4	10	9	2	4	15	6	3	7	15t	16	16	16	15	13	12t	16	10
DAL	10	5	12	14	8	5	13	3	14	13	11	7	13	10	10	16	4t	12	6
DET	8	13	6	5	10	13	1	10	8t	3	6t	8	6	11	1	14	3	7t	14
GB	6	9	13	10	4	9	9t	12	13	8	14	3	12	5	8	7	4t	7t	12
LAR	12	11	16	15	6	8	3	1	6t	5	8	2	4	1	6	9	2	2	8
MIN	2	1	2	1	7	6	4	7	4t	1	12t	4	3	4	7	1	12t	5	2
NO	13	15	7	12	14	14	2	4	10	16	1t	12	14	3	4	10	9	3	11
NYG	14	12	14	13	11	10	12	14	11	9	4	14	11	14	13	6	1	13	16
PHI	9	14	1	6	15	11	8	13	4t	2	5	6	7	7	2	3t	7t	1	4
SF	15	10	11	3	13	15	11	8	16	15	15t	1	15	15	9	12	14t	14	15
SEA	7	7	15	16	3	3	5	11	8t	11	1t	9	1	12	16	2	10t	4	9
TB	16	16	8	4	16	16	9t	16	15	14	1t	11	10	8	3	11	7t	11	13
WAS	5	6	4	8	9	7	6	5	2	10	9t	10	2	6	12	8	4t	10	3

- (A) Total Yards per Game
- (B) Yards per Play
- (C) Rushing Yards per Game
- (D) Rushing Yards per Attempt
- (E) Passing Net Yards per Game
- (F) Passing Net Yards per Play
- (G) Passing, Percent Had Intercepted
- (H) Sacks per Pass Play
- (I) First Downs per Game
- (J) Third Down Efficiency
- (K) Fourth Down Efficiency
- (L) Punt Return Average
- (M) Kickoff Return Average
- (N) Gross Punting Average
- (O) Net Punting Average
- (P) Points per Game
- (Q) Field Goal Percentage
- Combined Offense/Defense Rank
- (R) Points per Game Differential
- (S) Net Yards per Game Differential

**WEEK 6 / THROUGH MONDAY, OCTOBER 16, 2017**

**NFL / TEAM/OFFENSE RANK**

Tm	(A)	(B)	(C)	(D)	(E)	(F)	(G)	(H)	(I)	(J)	(K)	(L)	(M)	(N)	(O)	(P)	(Q)
BAL	29	30	7	10	31	31	31	13	26	28	22t	3	1	14	7	24	21t
BUF	31	31	17	29	30	26	7	32	30	16	26t	11	14	15	24	27	13t
CIN	24	22	28t	31	18	11	29	24	24t	24	19t	14	8	10	16	30	18
CLE	25	28	21	15	23	30	32	20	15	31	7	23	16	5	9	31	32
DEN	12	18	9	13	14	21	26	25	9	9t	26t	12	3	16	17	16	29
HOU	15	17	2	6	24	20	18	31	2	19	6	5	12	3	15	2t	1t
IND	27	25	20	28	26	17	19t	27	27	20	26t	30	6	13	4	20t	12
JAC	18	16	1	2	29	24	21	9	17	29	1t	32	28	29	27	8	26
KC	2	1	4	1	7	6	1	30	6t	6	26t	10	7	20	26	2t	10t
LAC	14	9	31	25	4	10	11	2	10t	17	13t	24	29	4	18	23	30
MIA	32	32	27	27	32	32	22	12	31	32	22t	21	17	12	14	32	1t
NE	1	3	19	21	1	2	3	14	1	4t	13t	4	27	30	29	5	10t
NYJ	21	14	18	12	22	18	23	26	29	13	8t	22	23	8	8	26	19t
OAK	30	21	24	11	27	23	19t	16	32	21	22t	27t	4	1	1	18	1t
PIT	13	13	16	23	11	13	28	6	12	18	32	26	32	32	31	22	19t
TEN	17	10	6	3	25	14	24	11	22t	26	1t	7	24t	2	2	11	7
ARI	10t	15	32	32	3	12	15	23	8	22	18	31	21	7	28	20t	27
ATL	5	2	11	4	6	5	27	10	5	2	19t	8	15	19	20	12	15
CAR	19	24	22	30	17	16	30	22	10t	3	19t	17t	26	23	13	17	8t
CHI	26	27	3	7	28	28	25	15	22t	25	12	16	18	9	30	28t	28
DAL	9	11	8	5	13	15	12t	3	13t	11	8t	17t	10	28	19	9	1t
DET	28	29	28t	26	21	29	9	29	24t	14	26t	1	31	27	10	7	21t
GB	22	23	26	22	15	25	17	28	6t	7	3	13	19	18	5	10	1t
LAR	8	7	13	19	10	3	8	7	18	4t	13t	29	2	11	3	1	6
MIN	10t	12	12	18	12	8	2	5	16	8	26t	20	5	31	21	19	13t
NO	7	6	14	8	5	7	4	1	13t	23	8t	19	24t	6	22	4	24
NYG	23	20	25	17	19	22	14	17	28	27	25	15	20	22	32	28t	25
PHI	3	8	5	9	9	9	6	21	4	1	4	2	11	17	12	6	17
SF	20	26	23	14	20	27	10	19	20	30	11	6	22	21	6	25	8t
SEA	16	19	15	20	16	19	12t	18	21	9t	5	25	9	25t	23	15	16
TB	4	4	30	24	2	4	16	4	3	15	13t	9	13	25t	11	13	31
WAS	6	5	10	16	8	1	5	8	19	12	13t	27t	30	24	25	14	23

- (A) Total Yards per Game
- (B) Yards per Play
- (C) Rushing Yards per Game
- (D) Rushing Yards per Attempt
- (E) Passing Net Yards per Game
- (F) Passing Net Yards per Play
- (G) Passing, Percent Had Intercepted
- (H) Sacks per Pass Play
- (I) First Downs per Game
- (J) Third Down Efficiency
- (K) Fourth Down Efficiency
- (L) Punt Return Average
- (M) Kickoff Return Average
- (N) Gross Punting Average
- (O) Net Punting Average
- (P) Points per Game
- (Q) Field Goal Percentage

**WEEK 6 / THROUGH MONDAY, OCTOBER 16, 2017**

**NFL / OPPONENT/DEFENSE RANK**

Tm	(A)	(B)	(C)	(D)	(E)	(F)	(G)	(H)	(I)	(J)	(K)	(L)	(M)	(N)	(O)	(P)	(Q)	(R)	(S)
BAL	16	10	30	21	5	11	2	7	15t	4	17t	11	4	17	4	11	18t	22	26
BUF	13	9	7	7	21	12	4	20	14	16	13t	9	29	8	6	1	28t	9	27
CIN	2	1	14	12	2	1	16	2	4	9	17t	22	14	24	7	2	18t	18	6
CLE	8	11	6	2	17	28	20	16	15t	23	1	23	1	28	26	27	10t	31	20
DEN	1	2	2	1	6	7	17	13	1	2	9	19	26	29	16	8	9	12	1
HOU	7	13	17	17	10	17	6	11	5	6	25t	30	25	26	14	24	25t	6	9
IND	31	31	19	18	30	31	10	27	27	24	29	5	3	15t	30	32	14	32	32
JAC	9	4	31	32	3	3	1	1	6	14	10t	26	30	6	20	7	23t	2	10
KC	29	29	27	28	24	26	15	15	29	15	17t	25	12	5	2	13t	15t	1	14
LAC	18t	21	32	31	4	10	19	6	20	27	5t	18	23	27	27	16	23t	23	16
MIA	11	20	4	6	22	22	30	17	17t	5	10t	20	2	31	31	3	2	27	31
NE	32	32	20	26	32	32	21	24	32	26	13t	13	7	19	11	30	3	13	23
NYJ	25	22	28	24	15	16	9	31	25	22	5t	16	10	20	21t	13t	1	25	24
OAK	23	27	21	13	20	29	32	23	11	29	17t	12	19t	12	19	12	7t	19	30
PIT	3	3	23	27	1	2	14	3	2	7	7	21	17	2	13	4	7t	10	2
TEN	17	12	16	11	19	21	24	30	26	10	22t	10	31	32	32	31	28t	24	19
ARI	22	17	9	4	26	23	13	29	12t	25	22t	31	16	3	25	28	28t	29	12
ATL	10	7	13	20	12	4	28	19	23	13	27t	28	11	14	9	15	28t	11	3
CAR	4	6	5	14	7	5	31	5	3	11	13t	6	18	22	21t	9t	21t	16	8
CHI	6	8	15	16	8	8	29	12	8	17	31t	32	32	30	28	25	25t	30	17
DAL	21	14	22	25	16	9	27	8	28	28	25t	8	24	15t	18	29	10t	21	11
DET	18t	25	10	9	23	24	3	21	17t	8	13t	14	13	18	1	26	6	14t	25
GB	14	18	24	19	11	18	22t	25	24	18	30	3	22	9	15	18	10t	14t	21
LAR	24	23	29	29	13	15	7	4	12t	12	21	2	9	1	10	20	5	4	13
MIN	5	5	3	3	14	13	8	14	9t	1	27t	4	8	7	12	5	25t	8	4
NO	26	28	11	22	28	25	5	9	21	32	2t	27	27	4	8	21	18t	5	18
NYG	27	24	25	23	25	19	26	28	22	19	8	29	21	23	24	17	4	26	29
PHI	20	26	1	10	29	20	18	26	9t	3	10t	7	15	11	3	9t	15t	3	7
SF	28	19	18	5	27	27	25	18	31	31	31t	1	28	25	17	23	28t	28	28
SEA	15	16	26	30	9	6	11	22	17t	21	2t	15	5	21	29	6	21t	7	15
TB	30	30	12	8	31	30	22t	32	30	30	2t	24	19t	13	5	22	15t	20	22
WAS	12	15	8	15	18	14	12	10	7	20	22t	17	6	10	23	19	10t	17	5

- (A) Total Yards per Game
- (B) Yards per Play
- (C) Rushing Yards per Game
- (D) Rushing Yards per Attempt
- (E) Passing Net Yards per Game
- (F) Passing Net Yards per Play
- (G) Passing, Percent Had Intercepted
- (H) Sacks per Pass Play
- (I) First Downs per Game
- (J) Third Down Efficiency
- (K) Fourth Down Efficiency
- (L) Punt Return Average
- (M) Kickoff Return Average
- (N) Gross Punting Average
- (O) Net Punting Average
- (P) Points per Game
- (Q) Field Goal Percentage
- Combined Offense/Defense Rank
- (R) Points per Game Differential
- (S) Net Yards per Game Differential

**WEEK 6 / THROUGH MONDAY, OCTOBER 16, 2017****AFC / TOTAL OFFENSE**

Rank	Team	Total	Rushing	Passing	Total	Rushing	Passing
1)	New England	2472	613	1859	412.0	102.2	309.8
2)	Kansas City	2322	809	1513	387.0	134.8	252.2
3)	Denver	1777	618	1159	355.4	123.6	231.8
4)	Pittsburgh	2098	644	1454	349.7	107.3	242.3
5)	Los Angeles Chargers	2071	474	1597	345.2	79.0	266.2
6)	Houston	2063	826	1237	343.8	137.7	206.2
7)	Tennessee	2016	792	1224	336.0	132.0	204.0
8)	Jacksonville	2013	995	1018	335.5	165.8	169.7
9)	New York Jets	1912	631	1281	318.7	105.2	213.5
10)	Cincinnati	1555	420	1135	311.0	84.0	227.0
11)	Cleveland	1850	580	1270	308.3	96.7	211.7
12)	Indianapolis	1807	585	1222	301.2	97.5	203.7
13)	Baltimore	1735	777	958	289.2	129.5	159.7
14)	Oakland	1670	562	1108	278.3	93.7	184.7
15)	Buffalo	1358	533	825	271.6	106.6	165.0
16)	Miami	1214	437	777	242.8	87.4	155.4

**AFC / TOTAL DEFENSE**

Rank	Team	Total	Rushing	Passing	Total	Rushing	Passing
1)	Denver	1309	351	958	261.8	70.2	191.6
2)	Cincinnati	1314	516	798	262.8	103.2	159.6
3)	Pittsburgh	1632	711	921	272.0	118.5	153.5
4)	Houston	1863	643	1220	310.5	107.2	203.3
5)	Cleveland	1864	506	1358	310.7	84.3	226.3
6)	Jacksonville	1870	874	996	311.7	145.7	166.0
7)	Miami	1577	402	1175	315.4	80.4	235.0
8)	Buffalo	1612	438	1174	322.4	87.6	234.8
9)	Baltimore	1985	848	1137	330.8	141.3	189.5
10)	Tennessee	2022	635	1387	337.0	105.8	231.2
11)	Los Angeles Chargers	2031	915	1116	338.5	152.5	186.0
12)	Oakland	2099	703	1396	349.8	117.2	232.7
13)	New York Jets	2148	833	1315	358.0	138.8	219.2
14)	Kansas City	2269	784	1485	378.2	130.7	247.5
15)	Indianapolis	2460	685	1775	410.0	114.2	295.8
16)	New England	2644	695	1949	440.7	115.8	324.8

**WEEK 6 / THROUGH MONDAY, OCTOBER 16, 2017****NFC / TOTAL OFFENSE**

Rank	Team	Total	Rushing	Passing	Total	Rushing	Passing
1)	Philadelphia	2299	795	1504	383.2	132.5	250.7
2)	Tampa Bay	1910	412	1498	382.0	82.4	299.6
3)	Atlanta	1892	603	1289	378.4	120.6	257.8
4)	Washington	1871	614	1257	374.2	122.8	251.4
5)	New Orleans	1861	569	1292	372.2	113.8	258.4
6)	Los Angeles Rams	2159	696	1463	359.8	116.0	243.8
7)	Dallas	1781	620	1161	356.2	124.0	232.2
8t)	Arizona	2136	419	1717	356.0	69.8	286.2
8t)	Minnesota	2136	703	1433	356.0	117.2	238.8
10)	Seattle	1688	546	1142	337.6	109.2	228.4
11)	Carolina	1941	573	1368	323.5	95.5	228.0
12)	San Francisco	1928	569	1359	321.3	94.8	226.5
13)	Green Bay	1910	530	1380	318.3	88.3	230.0
14)	New York Giants	1898	537	1361	316.3	89.5	226.8
15)	Chicago	1841	816	1025	306.8	136.0	170.8
16)	Detroit	1788	504	1284	298.0	84.0	214.0

**NFC / TOTAL DEFENSE**

Rank	Team	Total	Rushing	Passing	Total	Rushing	Passing
1)	Carolina	1680	500	1180	280.0	83.3	196.7
2)	Minnesota	1773	472	1301	295.5	78.7	216.8
3)	Chicago	1816	626	1190	302.7	104.3	198.3
4)	Atlanta	1562	510	1052	312.4	102.0	210.4
5)	Washington	1580	440	1140	316.0	88.0	228.0
6)	Green Bay	1957	719	1238	326.2	119.8	206.3
7)	Seattle	1650	636	1014	330.0	127.2	202.8
8)	Detroit	2031	566	1465	338.5	94.3	244.2
9)	Philadelphia	2035	394	1641	339.2	65.7	273.5
10)	Dallas	1699	590	1109	339.8	118.0	221.8
11)	Arizona	2044	542	1502	340.7	90.3	250.3
12)	Los Angeles Rams	2101	837	1264	350.2	139.5	210.7
13)	New Orleans	1846	504	1342	369.2	100.8	268.4
14)	New York Giants	2231	741	1490	371.8	123.5	248.3
15)	San Francisco	2251	677	1574	375.2	112.8	262.3
16)	Tampa Bay	2017	509	1508	403.4	101.8	301.6



**WEEK 6 / THROUGH MONDAY, OCTOBER 16, 2017****NFL / TOTAL OFFENSE**

Rank	Team	Total	Rushing	Passing	Total	Rushing	Passing
1)	New England	2472	613	1859	412.0	102.2	309.8
2)	Kansas City	2322	809	1513	387.0	134.8	252.2
3)	Philadelphia	2299	795	1504	383.2	132.5	250.7
4)	Tampa Bay	1910	412	1498	382.0	82.4	299.6
5)	Atlanta	1892	603	1289	378.4	120.6	257.8
6)	Washington	1871	614	1257	374.2	122.8	251.4
7)	New Orleans	1861	569	1292	372.2	113.8	258.4
8)	Los Angeles Rams	2159	696	1463	359.8	116.0	243.8
9)	Dallas	1781	620	1161	356.2	124.0	232.2
10t)	Arizona	2136	419	1717	356.0	69.8	286.2
10t)	Minnesota	2136	703	1433	356.0	117.2	238.8
12)	Denver	1777	618	1159	355.4	123.6	231.8
13)	Pittsburgh	2098	644	1454	349.7	107.3	242.3
14)	Los Angeles Chargers	2071	474	1597	345.2	79.0	266.2
15)	Houston	2063	826	1237	343.8	137.7	206.2
16)	Seattle	1688	546	1142	337.6	109.2	228.4
17)	Tennessee	2016	792	1224	336.0	132.0	204.0
18)	Jacksonville	2013	995	1018	335.5	165.8	169.7
19)	Carolina	1941	573	1368	323.5	95.5	228.0
20)	San Francisco	1928	569	1359	321.3	94.8	226.5
21)	New York Jets	1912	631	1281	318.7	105.2	213.5
22)	Green Bay	1910	530	1380	318.3	88.3	230.0
23)	New York Giants	1898	537	1361	316.3	89.5	226.8
24)	Cincinnati	1555	420	1135	311.0	84.0	227.0
25)	Cleveland	1850	580	1270	308.3	96.7	211.7
26)	Chicago	1841	816	1025	306.8	136.0	170.8
27)	Indianapolis	1807	585	1222	301.2	97.5	203.7
28)	Detroit	1788	504	1284	298.0	84.0	214.0
29)	Baltimore	1735	777	958	289.2	129.5	159.7
30)	Oakland	1670	562	1108	278.3	93.7	184.7
31)	Buffalo	1358	533	825	271.6	106.6	165.0
32)	Miami	1214	437	777	242.8	87.4	155.4

**NFL / TOTAL DEFENSE**

Rank	Team	Total	Rushing	Passing	Total	Rushing	Passing
1)	Denver	1309	351	958	261.8	70.2	191.6
2)	Cincinnati	1314	516	798	262.8	103.2	159.6
3)	Pittsburgh	1632	711	921	272.0	118.5	153.5
4)	Carolina	1680	500	1180	280.0	83.3	196.7
5)	Minnesota	1773	472	1301	295.5	78.7	216.8
6)	Chicago	1816	626	1190	302.7	104.3	198.3
7)	Houston	1863	643	1220	310.5	107.2	203.3
8)	Cleveland	1864	506	1358	310.7	84.3	226.3
9)	Jacksonville	1870	874	996	311.7	145.7	166.0
10)	Atlanta	1562	510	1052	312.4	102.0	210.4
11)	Miami	1577	402	1175	315.4	80.4	235.0
12)	Washington	1580	440	1140	316.0	88.0	228.0
13)	Buffalo	1612	438	1174	322.4	87.6	234.8
14)	Green Bay	1957	719	1238	326.2	119.8	206.3
15)	Seattle	1650	636	1014	330.0	127.2	202.8
16)	Baltimore	1985	848	1137	330.8	141.3	189.5
17)	Tennessee	2022	635	1387	337.0	105.8	231.2
18t)	Los Angeles Chargers	2031	915	1116	338.5	152.5	186.0
18t)	Detroit	2031	566	1465	338.5	94.3	244.2
20)	Philadelphia	2035	394	1641	339.2	65.7	273.5
21)	Dallas	1699	590	1109	339.8	118.0	221.8
22)	Arizona	2044	542	1502	340.7	90.3	250.3
23)	Oakland	2099	703	1396	349.8	117.2	232.7
24)	Los Angeles Rams	2101	837	1264	350.2	139.5	210.7
25)	New York Jets	2148	833	1315	358.0	138.8	219.2
26)	New Orleans	1846	504	1342	369.2	100.8	268.4
27)	New York Giants	2231	741	1490	371.8	123.5	248.3
28)	San Francisco	2251	677	1574	375.2	112.8	262.3
29)	Kansas City	2269	784	1485	378.2	130.7	247.5
30)	Tampa Bay	2017	509	1508	403.4	101.8	301.6
31)	Indianapolis	2460	685	1775	410.0	114.2	295.8
32)	New England	2644	695	1949	440.7	115.8	324.8

**WEEK 6 / THROUGH MONDAY, OCTOBER 16, 2017**

**AFC / TAKEAWAYS, GIVEAWAYS**

Rank	Team	TAKEAWAYS			GIVEAWAYS			Net Diff
		Int	Fum	Total	Int	Fum	Total	
1)	Jacksonville	10	6	16	5	1	6	= +10
2)	Buffalo	8	2	10	2	0	2	= +8
3)	Kansas City	5	3	8	0	1	1	= +7
4)	New England	5	3	8	2	3	5	= +3
5)	Baltimore	9	5	14	8	4	12	= +2
6)	Houston	7	3	10	5	4	9	= +1
7t)	Indianapolis	7	1	8	5	4	9	= -1
7t)	Los Angeles Chargers	4	2	6	5	2	7	= -1
9t)	Miami	1	3	4	5	1	6	= -2
9t)	New York Jets	7	2	9	6	5	11	= -2
9t)	Oakland	0	5	5	5	2	7	= -2
9t)	Pittsburgh	5	3	8	8	2	10	= -2
9t)	Tennessee	4	3	7	6	3	9	= -2
14)	Denver	4	0	4	6	3	9	= -5
15)	Cincinnati	4	0	4	6	5	11	= -7
16)	Cleveland	4	3	7	14	2	16	= -9
	<b>Totals</b>	<b>84</b>	<b>44</b>	<b>128</b>	<b>88</b>	<b>42</b>	<b>130</b>	<b>= -2</b>

**NFC / TAKEAWAYS, GIVEAWAYS**

Rank	Team	TAKEAWAYS			GIVEAWAYS			Net Diff
		Int	Fum	Total	Int	Fum	Total	
1t)	Detroit	9	5	14	4	4	8	= +6
1t)	New Orleans	7	2	9	2	1	3	= +6
3t)	Philadelphia	6	5	11	3	4	7	= +4
3t)	Seattle	5	4	9	4	1	5	= +4
5)	Green Bay	4	7	11	6	2	8	= +3
6t)	Minnesota	7	1	8	1	5	6	= +2
6t)	Tampa Bay	4	4	8	5	1	6	= +2
8)	San Francisco	4	4	8	5	2	7	= +1
9)	New York Giants	3	3	6	5	1	6	= 0
10t)	Los Angeles Rams	7	3	10	3	8	11	= -1
10t)	Washington	5	3	8	2	7	9	= -1
12t)	Arizona	6	0	6	6	3	9	= -3
12t)	Dallas	2	2	4	4	3	7	= -3
14)	Atlanta	2	1	3	6	1	7	= -4
15)	Carolina	1	3	4	8	2	10	= -6
16)	Chicago	2	4	6	6	8	14	= -8
	<b>Totals</b>	<b>74</b>	<b>51</b>	<b>125</b>	<b>70</b>	<b>53</b>	<b>123</b>	<b>= +2</b>

**NFL / TAKEAWAYS, GIVEAWAYS**

Rank	Team	TAKEAWAYS			GIVEAWAYS			Net Diff
		Int	Fum	Total	Int	Fum	Total	
1)	Jacksonville	10	6	16	5	1	6	= +10
2)	Buffalo	8	2	10	2	0	2	= +8
3)	Kansas City	5	3	8	0	1	1	= +7
4t)	Detroit	9	5	14	4	4	8	= +6
4t)	New Orleans	7	2	9	2	1	3	= +6
6t)	Philadelphia	6	5	11	3	4	7	= +4
6t)	Seattle	5	4	9	4	1	5	= +4
8t)	New England	5	3	8	2	3	5	= +3
8t)	Green Bay	4	7	11	6	2	8	= +3
10t)	Baltimore	9	5	14	8	4	12	= +2
10t)	Minnesota	7	1	8	1	5	6	= +2
10t)	Tampa Bay	4	4	8	5	1	6	= +2
13t)	Houston	7	3	10	5	4	9	= +1
13t)	San Francisco	4	4	8	5	2	7	= +1
15)	New York Giants	3	3	6	5	1	6	= 0
16t)	Indianapolis	7	1	8	5	4	9	= -1
16t)	Los Angeles Chargers	4	2	6	5	2	7	= -1
16t)	Los Angeles Rams	7	3	10	3	8	11	= -1
16t)	Washington	5	3	8	2	7	9	= -1
20t)	Miami	1	3	4	5	1	6	= -2
20t)	New York Jets	7	2	9	6	5	11	= -2
20t)	Oakland	0	5	5	5	2	7	= -2
20t)	Pittsburgh	5	3	8	8	2	10	= -2
20t)	Tennessee	4	3	7	6	3	9	= -2
25t)	Arizona	6	0	6	6	3	9	= -3
25t)	Dallas	2	2	4	4	3	7	= -3
27)	Atlanta	2	1	3	6	1	7	= -4
28)	Denver	4	0	4	6	3	9	= -5
29)	Carolina	1	3	4	8	2	10	= -6
30)	Cincinnati	4	0	4	6	5	11	= -7
31)	Chicago	2	4	6	6	8	14	= -8
32)	Cleveland	4	3	7	14	2	16	= -9
	<b>Totals</b>	<b>158</b>	<b>95</b>	<b>253</b>	<b>158</b>	<b>95</b>	<b>253</b>	<b>= 0</b>

**WEEK 6 / THROUGH MONDAY, OCTOBER 16, 2017****AFC / TEAM/OFFENSE INSIDE THE 20**

<b>Rank</b>	<b>Team</b>	<b>Poss</b>	<b>Pts</b>	<b>TD</b>	<b>TD%</b>	<b>FG</b>	<b>Score</b>	<b>Score%</b>
1)	Houston	20	106	13	65.0	5	18	90.0
2)	Jacksonville	17	86	10	58.8	6	16	94.1
3t)	Buffalo	12	61	7	58.3	4	11	91.7
3t)	Oakland	12	61	7	58.3	4	11	91.7
5)	Kansas City	19	97	11	57.9	7	18	94.7
6)	New England	25	124	14	56.0	9	23	92.0
7)	Los Angeles Chargers	18	85	10	55.6	5	15	83.3
8t)	Cleveland	16	60	8	50.0	1	9	56.3
8t)	Indianapolis	18	82	9	50.0	7	16	88.9
8t)	Pittsburgh	20	96	10	50.0	9	19	95.0
11)	Tennessee	15	73	7	46.7	8	15	100.0
12)	New York Jets	11	46	5	45.5	4	9	81.8
13)	Denver	20	84	9	45.0	7	16	80.0
14t)	Baltimore	18	79	8	44.4	8	16	88.9
14t)	Miami	9	38	4	44.4	4	8	88.9
16)	Cincinnati	15	57	6	40.0	5	11	73.3

**AFC / OPPONENTS/DEFENSE INSIDE THE 20**

<b>Rank</b>	<b>Team</b>	<b>Poss</b>	<b>Pts</b>	<b>TD</b>	<b>TD%</b>	<b>FG</b>	<b>Score</b>	<b>Score%</b>
1)	Buffalo	15	58	5	33.3	8	13	86.7
2)	Oakland	20	82	7	35.0	11	18	90.0
3)	Los Angeles Chargers	15	60	6	40.0	6	12	80.0
4t)	Cincinnati	14	63	6	42.9	7	13	92.9
4t)	Jacksonville	14	60	6	42.9	6	12	85.7
6)	Baltimore	18	73	8	44.4	6	14	77.8
7)	Kansas City	21	98	11	52.4	7	18	85.7
8)	Houston	17	79	9	52.9	6	15	88.2
9)	Indianapolis	20	95	11	55.0	6	17	85.0
10)	New York Jets	18	81	10	55.6	4	14	77.8
11t)	New England	21	98	12	57.1	5	17	81.0
11t)	Pittsburgh	14	66	8	57.1	4	12	85.7
13)	Denver	10	48	6	60.0	2	8	80.0
14)	Miami	11	55	7	63.6	2	9	81.8
15)	Tennessee	23	117	15	65.2	5	20	87.0
16)	Cleveland	16	105	14	87.5	2	16	100.0

**WEEK 6 / THROUGH MONDAY, OCTOBER 16, 2017****NFC / TEAM/OFFENSE INSIDE THE 20**

<b>Rank</b>	<b>Team</b>	<b>Poss</b>	<b>Pts</b>	<b>TD</b>	<b>TD%</b>	<b>FG</b>	<b>Score</b>	<b>Score%</b>
1)	Green Bay	22	125	16	72.7	5	21	95.5
2)	Dallas	18	96	12	66.7	4	16	88.9
3)	Philadelphia	19	99	12	63.2	5	17	89.5
4)	Chicago	13	61	8	61.5	2	10	76.9
5t)	Atlanta	15	75	9	60.0	4	13	86.7
5t)	Detroit	15	73	9	60.0	4	13	86.7
7t)	New Orleans	18	91	10	55.6	7	17	94.4
7t)	Tampa Bay	18	78	10	55.6	4	14	77.8
9t)	Minnesota	20	92	10	50.0	8	18	90.0
9t)	New York Giants	14	63	7	50.0	5	12	85.7
9t)	San Francisco	18	85	9	50.0	8	17	94.4
12)	Los Angeles Rams	25	111	12	48.0	9	21	84.0
13)	Carolina	19	89	9	47.4	9	18	94.7
14)	Washington	15	66	7	46.7	6	13	86.7
15t)	Arizona	21	82	9	42.9	7	16	76.2
15t)	Seattle	14	56	6	42.9	5	11	78.6

**NFC / OPPONENTS/DEFENSE INSIDE THE 20**

<b>Rank</b>	<b>Team</b>	<b>Poss</b>	<b>Pts</b>	<b>TD</b>	<b>TD%</b>	<b>FG</b>	<b>Score</b>	<b>Score%</b>
1)	Seattle	13	41	3	23.1	7	10	76.9
2)	Minnesota	16	70	6	37.5	9	15	93.8
3)	New Orleans	18	72	8	44.4	6	14	77.8
4)	New York Giants	21	93	10	47.6	8	18	85.7
5)	San Francisco	25	111	12	48.0	10	22	88.0
6t)	Chicago	22	104	11	50.0	9	20	90.9
6t)	Philadelphia	16	71	8	50.0	5	13	81.3
8)	Dallas	18	86	10	55.6	6	16	88.9
9)	Atlanta	14	68	8	57.1	4	12	85.7
10t)	Los Angeles Rams	20	99	12	60.0	6	18	90.0
10t)	Tampa Bay	20	101	12	60.0	6	18	90.0
12)	Detroit	18	88	11	61.1	4	15	83.3
13)	Washington	13	70	8	61.5	5	13	100.0
14)	Arizona	19	96	12	63.2	6	18	94.7
15)	Carolina	13	73	9	69.2	3	12	92.3
16)	Green Bay	16	96	12	75.0	4	16	100.0

**WEEK 6 / THROUGH MONDAY, OCTOBER 16, 2017****NFL / TEAM/OFFENSE INSIDE THE 20**

Rank	Team	Poss	Pts	TD	TD%	FG	Score	Score%
1)	Green Bay	22	125	16	72.7	5	21	95.5
2)	Dallas	18	96	12	66.7	4	16	88.9
3)	Houston	20	106	13	65.0	5	18	90.0
4)	Philadelphia	19	99	12	63.2	5	17	89.5
5)	Chicago	13	61	8	61.5	2	10	76.9
6t)	Atlanta	15	75	9	60.0	4	13	86.7
6t)	Detroit	15	73	9	60.0	4	13	86.7
8)	Jacksonville	17	86	10	58.8	6	16	94.1
9t)	Buffalo	12	61	7	58.3	4	11	91.7
9t)	Oakland	12	61	7	58.3	4	11	91.7
11)	Kansas City	19	97	11	57.9	7	18	94.7
12)	New England	25	124	14	56.0	9	23	92.0
13t)	Los Angeles Chargers	18	85	10	55.6	5	15	83.3
13t)	New Orleans	18	91	10	55.6	7	17	94.4
13t)	Tampa Bay	18	78	10	55.6	4	14	77.8
16t)	Cleveland	16	60	8	50.0	1	9	56.3
16t)	Indianapolis	18	82	9	50.0	7	16	88.9
16t)	Minnesota	20	92	10	50.0	8	18	90.0
16t)	New York Giants	14	63	7	50.0	5	12	85.7
16t)	Pittsburgh	20	96	10	50.0	9	19	95.0
16t)	San Francisco	18	85	9	50.0	8	17	94.4
22)	Los Angeles Rams	25	111	12	48.0	9	21	84.0
23)	Carolina	19	89	9	47.4	9	18	94.7
24t)	Tennessee	15	73	7	46.7	8	15	100.0
24t)	Washington	15	66	7	46.7	6	13	86.7
26)	New York Jets	11	46	5	45.5	4	9	81.8
27)	Denver	20	84	9	45.0	7	16	80.0
28t)	Baltimore	18	79	8	44.4	8	16	88.9
28t)	Miami	9	38	4	44.4	4	8	88.9
30t)	Arizona	21	82	9	42.9	7	16	76.2
30t)	Seattle	14	56	6	42.9	5	11	78.6
32)	Cincinnati	15	57	6	40.0	5	11	73.3

**NFL / OPPONENTS/DEFENSE INSIDE THE 20**

Rank	Team	Poss	Pts	TD	TD%	FG	Score	Score%
1)	Seattle	13	41	3	23.1	7	10	76.9
2)	Buffalo	15	58	5	33.3	8	13	86.7
3)	Oakland	20	82	7	35.0	11	18	90.0
4)	Minnesota	16	70	6	37.5	9	15	93.8
5)	Los Angeles Chargers	15	60	6	40.0	6	12	80.0
6t)	Cincinnati	14	63	6	42.9	7	13	92.9
6t)	Jacksonville	14	60	6	42.9	6	12	85.7
8t)	Baltimore	18	73	8	44.4	6	14	77.8
8t)	New Orleans	18	72	8	44.4	6	14	77.8
10)	New York Giants	21	93	10	47.6	8	18	85.7
11)	San Francisco	25	111	12	48.0	10	22	88.0
12t)	Chicago	22	104	11	50.0	9	20	90.9
12t)	Philadelphia	16	71	8	50.0	5	13	81.3
14)	Kansas City	21	98	11	52.4	7	18	85.7
15)	Houston	17	79	9	52.9	6	15	88.2
16)	Indianapolis	20	95	11	55.0	6	17	85.0
17t)	Dallas	18	86	10	55.6	6	16	88.9
17t)	New York Jets	18	81	10	55.6	4	14	77.8
19t)	Atlanta	14	68	8	57.1	4	12	85.7
19t)	New England	21	98	12	57.1	5	17	81.0
19t)	Pittsburgh	14	66	8	57.1	4	12	85.7
22t)	Denver	10	48	6	60.0	2	8	80.0
22t)	Los Angeles Rams	20	99	12	60.0	6	18	90.0
22t)	Tampa Bay	20	101	12	60.0	6	18	90.0
25)	Detroit	18	88	11	61.1	4	15	83.3
26)	Washington	13	70	8	61.5	5	13	100.0
27)	Arizona	19	96	12	63.2	6	18	94.7
28)	Miami	11	55	7	63.6	2	9	81.8
29)	Tennessee	23	117	15	65.2	5	20	87.0
30)	Carolina	13	73	9	69.2	3	12	92.3
31)	Green Bay	16	96	12	75.0	4	16	100.0
32)	Cleveland	16	105	14	87.5	2	16	100.0

**WEEK 6 / THROUGH MONDAY, OCTOBER 16, 2017****AFC / OFFENSE/TEAMS: FIRST DOWNS, THIRD DOWNS, FOURTH DOWNS**

Rank	Team	FIRST DOWNS				THIRD DOWNS			FOURTH DOWNS		
		Total	Rush	Pass	Pen	Made	Att	Pct	Made	Att	Pct
1)	New England	145	35	92	18	35	79	44.3	2	4	50.0
2)	Houston	131	37	74	20	29	76	38.2	2	3	66.7
3)	Kansas City	128	35	82	11	33	75	44.0	0	3	0.0
4)	Denver	105	34	60	11	33	77	42.9	0	4	0.0
5)	Los Angeles Chargers	124	26	83	15	29	75	38.7	2	4	50.0
6)	Pittsburgh	123	41	71	11	30	78	38.5	0	0	---
7)	Cleveland	119	35	62	22	24	81	29.6	5	8	62.5
8)	Jacksonville	117	44	59	14	26	79	32.9	4	4	100.0
9)	Tennessee	111	35	64	12	27	75	36.0	1	1	100.0
10)	Cincinnati	90	25	55	10	24	66	36.4	1	3	33.3
11)	Baltimore	106	41	56	9	28	81	34.6	1	4	25.0
12)	Indianapolis	103	33	59	11	32	84	38.1	0	2	0.0
13)	New York Jets	99	25	65	9	34	85	40.0	3	5	60.0
14)	Buffalo	81	28	48	5	30	77	39.0	0	2	0.0
15)	Miami	80	21	49	10	17	60	28.3	2	8	25.0
16)	Oakland	91	27	57	7	27	71	38.0	2	8	25.0
	<b>Totals</b>	<b>1753</b>	<b>522</b>	<b>1036</b>	<b>195</b>	<b>458</b>	<b>1219</b>	<b>37.6</b>	<b>25</b>	<b>63</b>	<b>39.7</b>

**AFC / DEFENSE/OPPONENTS: FIRST DOWNS, THIRD DOWNS, FOURTH DOWNS**

Rank	Team	FIRST DOWNS				THIRD DOWNS			FOURTH DOWNS		
		Total	Rush	Pass	Pen	Made	Att	Pct	Made	Att	Pct
1)	Denver	72	13	53	6	18	68	26.5	3	10	30.0
2)	Pittsburgh	97	36	53	8	26	75	34.7	2	9	22.2
3)	Cincinnati	86	26	45	15	28	78	35.9	1	2	50.0
4)	Houston	106	27	66	13	27	78	34.6	2	3	66.7
5)	Jacksonville	107	38	59	10	31	81	38.3	1	3	33.3
6)	Oakland	111	36	71	4	39	85	45.9	1	2	50.0
7)	Buffalo	94	29	54	11	28	72	38.9	2	5	40.0
8t)	Baltimore	113	43	56	14	27	81	33.3	3	6	50.0
8t)	Cleveland	113	27	75	11	32	77	41.6	0	0	---
10)	Miami	95	19	66	10	20	58	34.5	1	3	33.3
11)	Los Angeles Chargers	118	48	60	10	37	83	44.6	1	5	20.0
12)	New York Jets	125	40	66	19	34	83	41.0	1	5	20.0
13)	Tennessee	129	33	88	8	28	75	37.3	3	5	60.0
14)	Indianapolis	131	33	85	13	36	84	42.9	4	5	80.0
15)	Kansas City	134	44	75	15	29	75	38.7	2	4	50.0
16)	New England	146	38	95	13	33	76	43.4	2	5	40.0
	<b>Totals</b>	<b>1777</b>	<b>530</b>	<b>1067</b>	<b>180</b>	<b>473</b>	<b>1229</b>	<b>38.5</b>	<b>29</b>	<b>72</b>	<b>40.3</b>

**WEEK 6 / THROUGH MONDAY, OCTOBER 16, 2017**

**NFC / OFFENSE/TEAMS: FIRST DOWNS, THIRD DOWNS, FOURTH DOWNS**

Rank	Team	FIRST DOWNS				THIRD DOWNS			FOURTH DOWNS		
		Total	Rush	Pass	Pen	Made	Att	Pct	Made	Att	Pct
1)	Tampa Bay	109	20	80	9	23	59	39.0	2	4	50.0
2)	Philadelphia	130	41	77	12	44	87	50.6	4	5	80.0
3)	Atlanta	107	35	65	7	25	55	45.5	1	3	33.3
4)	Green Bay	128	32	82	14	35	81	43.2	7	8	87.5
5)	Arizona	127	21	88	18	33	87	37.9	3	7	42.9
6)	Carolina	124	43	70	11	38	84	45.2	1	3	33.3
7t)	Dallas	101	35	58	8	27	64	42.2	6	10	60.0
7t)	New Orleans	101	30	66	5	22	60	36.7	3	5	60.0
9)	Minnesota	118	33	70	15	34	79	43.0	0	5	0.0
10)	Los Angeles Rams	116	34	71	11	35	79	44.3	1	2	50.0
11)	Washington	95	25	65	5	26	64	40.6	1	2	50.0
12)	San Francisco	113	30	73	10	28	91	30.8	7	12	58.3
13)	Seattle	94	28	60	6	33	77	42.9	3	4	75.0
14)	Chicago	111	42	54	15	29	80	36.3	4	7	57.1
15)	Detroit	108	22	76	10	35	88	39.8	0	4	0.0
16)	New York Giants	102	24	72	6	28	80	35.0	1	7	14.3
	<b>Totals</b>	<b>1784</b>	<b>495</b>	<b>1127</b>	<b>162</b>	<b>495</b>	<b>1215</b>	<b>40.7</b>	<b>44</b>	<b>88</b>	<b>50.0</b>

**NFC / DEFENSE/OPPONENTS: FIRST DOWNS, THIRD DOWNS, FOURTH DOWNS**

Rank	Team	FIRST DOWNS				THIRD DOWNS			FOURTH DOWNS		
		Total	Rush	Pass	Pen	Made	Att	Pct	Made	Att	Pct
1)	Carolina	102	26	70	6	29	77	37.7	4	10	40.0
2)	Washington	90	21	58	11	27	67	40.3	3	5	60.0
3)	Chicago	109	31	64	14	33	84	39.3	2	2	100.0
4t)	Minnesota	110	21	77	12	18	72	25.0	3	4	75.0
4t)	Philadelphia	110	22	76	12	24	73	32.9	3	9	33.3
6t)	Arizona	112	29	74	9	39	90	43.3	3	5	60.0
6t)	Los Angeles Rams	112	35	68	9	33	87	37.9	4	7	57.1
8t)	Detroit	114	31	73	10	26	74	35.1	2	5	40.0
8t)	Seattle	95	28	52	15	29	71	40.8	0	1	0.0
10)	New Orleans	99	29	61	9	32	66	48.5	0	2	0.0
11)	New York Giants	119	44	67	8	36	90	40.0	2	7	28.6
12)	Atlanta	100	27	62	11	24	63	38.1	6	8	75.0
13)	Green Bay	122	40	72	10	28	71	39.4	5	6	83.3
14)	Dallas	110	33	64	13	29	65	44.6	2	3	66.7
15)	Tampa Bay	114	25	78	11	30	65	46.2	0	4	0.0
16)	San Francisco	142	45	80	17	43	90	47.8	1	1	100.0
	<b>Totals</b>	<b>1760</b>	<b>487</b>	<b>1096</b>	<b>177</b>	<b>480</b>	<b>1205</b>	<b>39.8</b>	<b>40</b>	<b>79</b>	<b>50.6</b>

**WEEK 6 / THROUGH MONDAY, OCTOBER 16, 2017**

**NFL / OFFENSE/TEAMS: FIRST DOWNS, THIRD DOWNS, FOURTH DOWNS**

Rank	Team	FIRST DOWNS				THIRD DOWNS			FOURTH DOWNS		
		Total	Rush	Pass	Pen	Made	Att	Pct	Made	Att	Pct
1)	New England	145	35	92	18	35	79	44.3	2	4	50.0
2)	Houston	131	37	74	20	29	76	38.2	2	3	66.7
3)	Tampa Bay	109	20	80	9	23	59	39.0	2	4	50.0
4)	Philadelphia	130	41	77	12	44	87	50.6	4	5	80.0
5)	Atlanta	107	35	65	7	25	55	45.5	1	3	33.3
6t)	Kansas City	128	35	82	11	33	75	44.0	0	3	0.0
6t)	Green Bay	128	32	82	14	35	81	43.2	7	8	87.5
8)	Arizona	127	21	88	18	33	87	37.9	3	7	42.9
9)	Denver	105	34	60	11	33	77	42.9	0	4	0.0
10t)	Los Angeles Chargers	124	26	83	15	29	75	38.7	2	4	50.0
10t)	Carolina	124	43	70	11	38	84	45.2	1	3	33.3
12)	Pittsburgh	123	41	71	11	30	78	38.5	0	0	---
13t)	Dallas	101	35	58	8	27	64	42.2	6	10	60.0
13t)	New Orleans	101	30	66	5	22	60	36.7	3	5	60.0
15)	Cleveland	119	35	62	22	24	81	29.6	5	8	62.5
16)	Minnesota	118	33	70	15	34	79	43.0	0	5	0.0
17)	Jacksonville	117	44	59	14	26	79	32.9	4	4	100.0
18)	Los Angeles Rams	116	34	71	11	35	79	44.3	1	2	50.0
19)	Washington	95	25	65	5	26	64	40.6	1	2	50.0
20)	San Francisco	113	30	73	10	28	91	30.8	7	12	58.3
21)	Seattle	94	28	60	6	33	77	42.9	3	4	75.0
22t)	Tennessee	111	35	64	12	27	75	36.0	1	1	100.0
22t)	Chicago	111	42	54	15	29	80	36.3	4	7	57.1
24t)	Cincinnati	90	25	55	10	24	66	36.4	1	3	33.3
24t)	Detroit	108	22	76	10	35	88	39.8	0	4	0.0
26)	Baltimore	106	41	56	9	28	81	34.6	1	4	25.0
27)	Indianapolis	103	33	59	11	32	84	38.1	0	2	0.0
28)	New York Giants	102	24	72	6	28	80	35.0	1	7	14.3
29)	New York Jets	99	25	65	9	34	85	40.0	3	5	60.0
30)	Buffalo	81	28	48	5	30	77	39.0	0	2	0.0
31)	Miami	80	21	49	10	17	60	28.3	2	8	25.0
32)	Oakland	91	27	57	7	27	71	38.0	2	8	25.0
	<b>Totals</b>	<b>3537</b>	<b>1017</b>	<b>2163</b>	<b>357</b>	<b>953</b>	<b>2434</b>	<b>39.2</b>	<b>69</b>	<b>151</b>	<b>45.7</b>

**NFL / DEFENSE/OPPONENTS: FIRST DOWNS, THIRD DOWNS, FOURTH DOWNS**

Rank	Team	FIRST DOWNS				THIRD DOWNS			FOURTH DOWNS		
		Total	Rush	Pass	Pen	Made	Att	Pct	Made	Att	Pct
1)	Denver	72	13	53	6	18	68	26.5	3	10	30.0
2)	Pittsburgh	97	36	53	8	26	75	34.7	2	9	22.2
3)	Carolina	102	26	70	6	29	77	37.7	4	10	40.0
4)	Cincinnati	86	26	45	15	28	78	35.9	1	2	50.0
5)	Houston	106	27	66	13	27	78	34.6	2	3	66.7
6)	Jacksonville	107	38	59	10	31	81	38.3	1	3	33.3
7)	Washington	90	21	58	11	27	67	40.3	3	5	60.0
8)	Chicago	109	31	64	14	33	84	39.3	2	2	100.0
9t)	Minnesota	110	21	77	12	18	72	25.0	3	4	75.0
9t)	Philadelphia	110	22	76	12	24	73	32.9	3	9	33.3
11)	Oakland	111	36	71	4	39	85	45.9	1	2	50.0
12t)	Arizona	112	29	74	9	39	90	43.3	3	5	60.0
12t)	Los Angeles Rams	112	35	68	9	33	87	37.9	4	7	57.1
14)	Buffalo	94	29	54	11	28	72	38.9	2	5	40.0
15t)	Baltimore	113	43	56	14	27	81	33.3	3	6	50.0
15t)	Cleveland	113	27	75	11	32	77	41.6	0	0	---
17t)	Miami	95	19	66	10	20	58	34.5	1	3	33.3
17t)	Detroit	114	31	73	10	26	74	35.1	2	5	40.0
17t)	Seattle	95	28	52	15	29	71	40.8	0	1	0.0
20)	Los Angeles Chargers	118	48	60	10	37	83	44.6	1	5	20.0
21)	New Orleans	99	29	61	9	32	66	48.5	0	2	0.0
22)	New York Giants	119	44	67	8	36	90	40.0	2	7	28.6
23)	Atlanta	100	27	62	11	24	63	38.1	6	8	75.0
24)	Green Bay	122	40	72	10	28	71	39.4	5	6	83.3
25)	New York Jets	125	40	66	19	34	83	41.0	1	5	20.0
26)	Tennessee	129	33	88	8	28	75	37.3	3	5	60.0
27)	Indianapolis	131	33	85	13	36	84	42.9	4	5	80.0
28)	Dallas	110	33	64	13	29	65	44.6	2	3	66.7
29)	Kansas City	134	44	75	15	29	75	38.7	2	4	50.0
30)	Tampa Bay	114	25	78	11	30	65	46.2	0	4	0.0
31)	San Francisco	142	45	80	17	43	90	47.8	1	1	100.0
32)	New England	146	38	95	13	33	76	43.4	2	5	40.0
	<b>Totals</b>	<b>3537</b>	<b>1017</b>	<b>2163</b>	<b>357</b>	<b>953</b>	<b>2434</b>	<b>39.2</b>	<b>69</b>	<b>151</b>	<b>45.7</b>



**WEEK 6 / THROUGH MONDAY, OCTOBER 16, 2017****AFC / FIRST-DOWN PLAYS BY TEAMS**

<b>Rank</b>	<b>Team</b>	<b>Yds/Play</b>	<b>Plays</b>	<b>Yards</b>
1)	Kansas City	7.28	169	1231
2)	New England	6.71	188	1262
3)	Cincinnati	6.47	140	906
4)	Tennessee	6.33	165	1045
5)	Oakland	5.62	140	787
6)	New York Jets	5.50	154	847
7)	Jacksonville	5.41	172	930
8)	Pittsburgh	5.18	180	933
9)	Houston	4.98	178	887
10)	Los Angeles Chargers	4.91	167	820
11)	Denver	4.88	149	727
12)	Indianapolis	4.87	163	793
13)	Cleveland	4.62	170	786
14)	Buffalo	4.44	128	568
15)	Baltimore	4.35	166	722
16)	Miami	4.06	129	524
	<b>TOTAL</b>	<b>5.38</b>	<b>2558</b>	<b>13768</b>

**AFC / FIRST-DOWN PLAYS BY OPPONENTS**

<b>Rank</b>	<b>Team</b>	<b>Yds/Play</b>	<b>Plays</b>	<b>Yards</b>
1)	Pittsburgh	3.99	151	603
2)	Baltimore	4.35	172	749
3)	Cleveland	4.45	164	730
4)	Cincinnati	4.52	131	592
5)	Miami	5.07	134	679
6)	Oakland	5.14	160	822
7)	Denver	5.19	121	628
8)	New York Jets	5.21	174	906
9)	Buffalo	5.30	141	747
10)	Los Angeles Chargers	5.68	166	943
11)	Jacksonville	5.74	170	976
12)	Tennessee	5.79	180	1042
13)	Kansas City	6.18	181	1118
14)	Houston	6.37	161	1025
15)	Indianapolis	6.63	179	1187
16)	New England	7.69	190	1461
	<b>TOTAL</b>	<b>5.52</b>	<b>2575</b>	<b>14208</b>

**WEEK 6 / THROUGH MONDAY, OCTOBER 16, 2017****NFC / FIRST-DOWN PLAYS BY TEAMS**

<b>Rank</b>	<b>Team</b>	<b>Yds/Play</b>	<b>Plays</b>	<b>Yards</b>
1)	Tampa Bay	6.71	148	993
2)	Los Angeles Rams	6.40	166	1062
3)	San Francisco	6.27	171	1073
4)	Atlanta	6.18	146	903
5)	New Orleans	5.89	140	825
6)	Dallas	5.45	139	758
7)	Arizona	5.37	183	983
8)	Seattle	5.33	141	752
9)	Washington	5.28	139	734
10)	Green Bay	5.27	169	890
11)	New York Giants	5.09	160	815
12)	Philadelphia	5.04	181	912
13)	Carolina	4.90	176	863
14)	Minnesota	4.63	167	773
15)	Chicago	4.26	166	707
16)	Detroit	3.56	167	594
	<b>TOTAL</b>	<b>5.33</b>	<b>2559</b>	<b>13637</b>

**NFC / FIRST-DOWN PLAYS BY OPPONENTS**

<b>Rank</b>	<b>Team</b>	<b>Yds/Play</b>	<b>Plays</b>	<b>Yards</b>
1)	Dallas	4.47	144	644
2)	Chicago	4.62	161	744
3)	Atlanta	4.64	140	649
4)	Philadelphia	4.65	162	754
5)	Carolina	4.84	150	726
6)	New York Giants	4.92	172	846
7)	Detroit	5.03	173	870
8)	Arizona	5.04	169	851
9)	Seattle	5.05	138	697
10)	San Francisco	5.24	197	1032
11)	New Orleans	5.30	142	752
12)	Washington	5.31	137	727
13)	Green Bay	5.49	169	928
14)	Los Angeles Rams	5.96	168	1001
15)	Minnesota	6.12	167	1022
16)	Tampa Bay	6.24	153	954
	<b>TOTAL</b>	<b>5.19</b>	<b>2542</b>	<b>13197</b>

**WEEK 6 / THROUGH MONDAY, OCTOBER 16, 2017****NFL / FIRST-DOWN PLAYS BY TEAMS**

<b>Rank</b>	<b>Team</b>	<b>Yds/Play</b>	<b>Plays</b>	<b>Yards</b>
1)	Kansas City	7.28	169	1231
2)	New England	6.71	188	1262
3)	Tampa Bay	6.71	148	993
4)	Cincinnati	6.47	140	906
5)	Los Angeles Rams	6.40	166	1062
6)	Tennessee	6.33	165	1045
7)	San Francisco	6.27	171	1073
8)	Atlanta	6.18	146	903
9)	New Orleans	5.89	140	825
10)	Oakland	5.62	140	787
11)	New York Jets	5.50	154	847
12)	Dallas	5.45	139	758
13)	Jacksonville	5.41	172	930
14)	Arizona	5.37	183	983
15)	Seattle	5.33	141	752
16)	Washington	5.28	139	734
17)	Green Bay	5.27	169	890
18)	Pittsburgh	5.18	180	933
19)	New York Giants	5.09	160	815
20)	Philadelphia	5.04	181	912
21)	Houston	4.98	178	887
22)	Los Angeles Chargers	4.91	167	820
23)	Carolina	4.90	176	863
24)	Denver	4.88	149	727
25)	Indianapolis	4.87	163	793
26)	Minnesota	4.63	167	773
27)	Cleveland	4.62	170	786
28)	Buffalo	4.44	128	568
29)	Baltimore	4.35	166	722
30)	Chicago	4.26	166	707
31)	Miami	4.06	129	524
32)	Detroit	3.56	167	594
	<b>TOTAL</b>	<b>5.36</b>	<b>5117</b>	<b>27405</b>

**NFL / FIRST-DOWN PLAYS BY OPPONENTS**

<b>Rank</b>	<b>Team</b>	<b>Yds/Play</b>	<b>Plays</b>	<b>Yards</b>
1)	Pittsburgh	3.99	151	603
2)	Baltimore	4.35	172	749
3)	Cleveland	4.45	164	730
4)	Dallas	4.47	144	644
5)	Cincinnati	4.52	131	592
6)	Chicago	4.62	161	744
7)	Atlanta	4.64	140	649
8)	Philadelphia	4.65	162	754
9)	Carolina	4.84	150	726
10)	New York Giants	4.92	172	846
11)	Detroit	5.03	173	870
12)	Arizona	5.04	169	851
13)	Seattle	5.05	138	697
14)	Miami	5.07	134	679
15)	Oakland	5.14	160	822
16)	Denver	5.19	121	628
17)	New York Jets	5.21	174	906
18)	San Francisco	5.24	197	1032
19)	New Orleans	5.30	142	752
20)	Buffalo	5.30	141	747
21)	Washington	5.31	137	727
22)	Green Bay	5.49	169	928
23)	Los Angeles Chargers	5.68	166	943
24)	Jacksonville	5.74	170	976
25)	Tennessee	5.79	180	1042
26)	Los Angeles Rams	5.96	168	1001
27)	Minnesota	6.12	167	1022
28)	Kansas City	6.18	181	1118
29)	Tampa Bay	6.24	153	954
30)	Houston	6.37	161	1025
31)	Indianapolis	6.63	179	1187
32)	New England	7.69	190	1461
	<b>TOTAL</b>	<b>5.36</b>	<b>5117</b>	<b>27405</b>

**WEEK 6 / THROUGH MONDAY, OCTOBER 16, 2017**

**AFC / KICKOFFS (Receiving Team)**

Rank	Team	TotKO	AdjKO	TB	TB%	EZ	EZ%	OB	I20	Avg.Start
1)	Baltimore	28	28	18	64.3	22	78.6	1	1	28.4
2)	Oakland	31	29	17	58.6	24	77.4	0	4	26.8
3)	Denver	24	23	15	65.2	20	83.3	0	2	25.5
4)	Cincinnati	22	22	14	63.6	17	77.3	0	2	25.0
5)	Indianapolis	44	42	29	69.0	38	86.4	0	3	24.9
6)	Kansas City	27	25	10	40.0	21	77.8	0	6	24.8
7)	Buffalo	22	22	15	68.2	18	81.8	0	0	24.7
8)	New York Jets	26	25	15	60.0	21	80.8	0	4	24.6
9)	Houston	35	33	23	69.7	30	85.7	0	3	24.5
10)	Pittsburgh	24	23	14	60.9	17	70.8	0	3	24.2
11)	Tennessee	36	34	23	67.6	30	83.3	0	4	24.2
12)	New England	33	31	23	74.2	26	78.8	0	4	24.0
13)	Jacksonville	27	26	20	76.9	24	88.9	0	4	23.8
14)	Cleveland	30	29	22	75.9	26	86.7	0	3	23.7
15)	Miami	20	20	10	50.0	16	80.0	0	5	22.7
16)	Los Angeles Char	30	30	20	66.7	24	80.0	0	4	22.1
	<b>Totals</b>	<b>459</b>	<b>442</b>	<b>288</b>	<b>65.2</b>	<b>374</b>	<b>84.6</b>	<b>1</b>	<b>52</b>	<b>24.6</b>

**AFC / KICKOFFS (Kicking Team)**

Rank	Team	TotKO	AdjKO	TB	TB%	EZ	EZ%	OB	I20	Avg.Start
1)	Miami	17	17	8	47.1	13	76.5	0	5	20.8
2)	New York Jets	27	26	19	73.1	25	92.6	0	6	22.7
3)	Kansas City	39	38	27	71.1	33	84.6	0	4	23.8
4)	Baltimore	29	28	17	60.7	20	69.0	0	5	23.8
5)	Cleveland	22	18	12	66.7	13	59.1	0	3	23.8
6)	New England	36	36	16	44.4	26	72.2	0	6	23.9
7)	Indianapolis	30	30	19	63.3	24	80.0	0	6	24.1
8)	Cincinnati	21	20	13	65.0	15	71.4	1	1	24.8
9)	Pittsburgh	30	29	17	58.6	23	76.7	0	3	24.9
10)	Houston	36	35	26	74.3	32	88.9	0	3	25.1
11)	Oakland	27	27	22	81.5	24	88.9	0	1	25.7
12)	Tennessee	34	33	20	60.6	30	88.2	0	3	25.8
13)	Buffalo	24	23	12	52.2	19	79.2	0	3	26.0
13t)	Denver	25	24	18	75.0	20	80.0	0	1	26.0
15)	Jacksonville	35	34	26	76.5	29	82.9	1	2	27.2
16)	Los Angeles Char	24	23	9	39.1	16	66.7	0	2	27.5
	<b>Totals</b>	<b>456</b>	<b>441</b>	<b>281</b>	<b>63.7</b>	<b>362</b>	<b>82.1</b>	<b>2</b>	<b>54</b>	<b>24.8</b>

Note: Average team drive start DOES NOT include onside kicks or kickoffs at the end of a half unless either kickoff is returned for a touchdown. All other kickoffs (returned kickoffs, fair catches, touchback and kickoffs out of bounds) are included. Kickoffs resulting in the kicking team retaining possession are not included.

ADJ KO: Adjusted kickoffs are used to compute the Avg. Team Drive Start.

I20: The number of drives that start inside (not including) the 20 yd line.

**WEEK 6 / THROUGH MONDAY, OCTOBER 16, 2017****NFC / KICKOFFS (Receiving Team)**

Rank	Team	TotKO	AdjKO	TB	TB%	EZ	EZ%	OB	I20	Avg.Start
1)	Los Angeles Rams	32	30	14	46.7	23	71.9	1	4	29.2
2)	Philadelphia	27	27	21	77.8	23	85.2	0	1	25.6
3)	New Orleans	26	24	14	58.3	18	69.2	0	2	25.6
4)	Green Bay	30	30	25	83.3	27	90.0	1	2	25.1
5)	Detroit	32	31	21	67.7	26	81.3	3	5	25.1
6)	Seattle	22	22	15	68.2	19	86.4	0	2	24.9
7)	Tampa Bay	27	27	21	77.8	23	85.2	0	2	24.7
8)	Chicago	36	36	17	47.2	23	63.9	0	4	24.7
9)	Washington	24	23	18	78.3	21	87.5	0	3	24.5
10)	Carolina	27	27	17	63.0	19	70.4	0	2	24.4
11)	New York Giants	31	29	19	65.5	24	77.4	0	3	24.3
12)	Dallas	29	29	22	75.9	26	89.7	0	2	24.2
13)	San Francisco	35	35	21	60.0	26	74.3	1	5	23.9
14)	Atlanta	27	27	17	63.0	24	88.9	0	7	23.8
15)	Minnesota	27	26	13	50.0	24	88.9	0	8	23.4
16)	Arizona	34	32	21	65.6	28	82.4	0	5	23.1
	<b>Totals</b>	<b>466</b>	<b>455</b>	<b>296</b>	<b>65.1</b>	<b>374</b>	<b>82.2</b>	<b>6</b>	<b>57</b>	<b>24.8</b>

**NFC / KICKOFFS (Kicking Team)**

Rank	Team	TotKO	AdjKO	TB	TB%	EZ	EZ%	OB	I20	Avg.Start
1)	Tampa Bay	24	21	16	76.2	20	83.3	0	3	23.1
2)	Arizona	29	28	18	64.3	26	89.7	1	4	23.2
3)	Washington	27	27	20	74.1	23	85.2	0	2	23.9
4)	Atlanta	28	28	20	71.4	25	89.3	0	3	23.9
5)	Dallas	27	27	17	63.0	24	88.9	0	7	24.0
6)	Philadelphia	36	35	19	54.3	27	75.0	0	6	24.1
7)	Detroit	34	33	20	60.6	26	76.5	0	4	24.5
8)	San Francisco	31	28	24	85.7	29	93.5	0	1	24.6
9)	Minnesota	31	30	16	53.3	22	71.0	0	5	24.7
10)	Green Bay	31	31	21	67.7	25	80.6	0	2	24.8
11)	Seattle	25	24	11	45.8	16	64.0	1	3	24.8
12)	Los Angeles Rams	40	40	31	77.5	35	87.5	1	4	25.0
13)	Carolina	31	31	29	93.5	30	96.8	0	0	25.1
14)	New York Giants	25	25	12	48.0	17	68.0	1	4	25.1
15)	New Orleans	30	28	18	64.3	24	80.0	1	4	25.1
16)	Chicago	20	20	11	55.0	17	85.0	0	3	28.1
	<b>Totals</b>	<b>469</b>	<b>456</b>	<b>303</b>	<b>66.4</b>	<b>386</b>	<b>84.6</b>	<b>5</b>	<b>55</b>	<b>24.6</b>

Note: Average team drive start DOES NOT include onside kicks or kickoffs at the end of a half unless either kickoff is returned for a touchdown. All other kickoffs (returned kickoffs, fair catches, touchback and kickoffs out of bounds) are included. Kickoffs resulting in the kicking team retaining possession are not included.

ADJ KO: Adjusted kickoffs are used to compute the Avg. Team Drive Start.

I20: The number of drives that start inside (not including) the 20 yd line.

**WEEK 6 / THROUGH MONDAY, OCTOBER 16, 2017****NFL / KICKOFFS (Receiving Team)**

Rank	Team	TotKO	AdjKO	TB	TB%	EZ	EZ%	OB	I20	Avg.Start
1)	Los Angeles Rams	32	30	14	46.7	23	71.9	1	4	29.2
2)	Baltimore	28	28	18	64.3	22	78.6	1	1	28.4
3)	Oakland	31	29	17	58.6	24	77.4	0	4	26.8
4)	Philadelphia	27	27	21	77.8	23	85.2	0	1	25.6
5)	New Orleans	26	24	14	58.3	18	69.2	0	2	25.6
6)	Denver	24	23	15	65.2	20	83.3	0	2	25.5
7)	Green Bay	30	30	25	83.3	27	90.0	1	2	25.1
8)	Detroit	32	31	21	67.7	26	81.3	3	5	25.1
9)	Cincinnati	22	22	14	63.6	17	77.3	0	2	25.0
10)	Indianapolis	44	42	29	69.0	38	86.4	0	3	24.9
11)	Seattle	22	22	15	68.2	19	86.4	0	2	24.9
12)	Kansas City	27	25	10	40.0	21	77.8	0	6	24.8
13)	Tampa Bay	27	27	21	77.8	23	85.2	0	2	24.7
14)	Buffalo	22	22	15	68.2	18	81.8	0	0	24.7
15)	Chicago	36	36	17	47.2	23	63.9	0	4	24.7
16)	New York Jets	26	25	15	60.0	21	80.8	0	4	24.6
17)	Washington	24	23	18	78.3	21	87.5	0	3	24.5
18)	Houston	35	33	23	69.7	30	85.7	0	3	24.5
19)	Carolina	27	27	17	63.0	19	70.4	0	2	24.4
20)	New York Giants	31	29	19	65.5	24	77.4	0	3	24.3
21)	Pittsburgh	24	23	14	60.9	17	70.8	0	3	24.2
22)	Tennessee	36	34	23	67.6	30	83.3	0	4	24.2
23)	Dallas	29	29	22	75.9	26	89.7	0	2	24.2
24)	New England	33	31	23	74.2	26	78.8	0	4	24.0
25)	San Francisco	35	35	21	60.0	26	74.3	1	5	23.9
26)	Atlanta	27	27	17	63.0	24	88.9	0	7	23.8
27)	Jacksonville	27	26	20	76.9	24	88.9	0	4	23.8
28)	Cleveland	30	29	22	75.9	26	86.7	0	3	23.7
29)	Minnesota	27	26	13	50.0	24	88.9	0	8	23.4
30)	Arizona	34	32	21	65.6	28	82.4	0	5	23.1
31)	Miami	20	20	10	50.0	16	80.0	0	5	22.7
32)	Los Angeles Char	30	30	20	66.7	24	80.0	0	4	22.1
	<b>Totals</b>	<b>925</b>	<b>897</b>	<b>584</b>	<b>65.1</b>	<b>748</b>	<b>83.4</b>	<b>7</b>	<b>109</b>	<b>24.7</b>

Note: Average opponent drive start DOES NOT include inside kicks or kickoffs at the end of a half unless either kickoff is returned for a touchdown. All other kickoffs (returned kickoffs, fair catches, touchback and kickoffs out of bounds) are included. Kickoffs resulting in the kicking team retaining possession are not included.

ADJ KO: Adjusted kickoffs are used to compute the Avg. Team Drive Start.

I20: The number of drives that start inside (not including) the 20 yd line.

**WEEK 6 / THROUGH MONDAY, OCTOBER 16, 2017**

**NFL / KICKOFFS (Kicking Team)**

<b>Rank</b>	<b>Team</b>	<b>TotKO</b>	<b>AdjKO</b>	<b>TB</b>	<b>TB%</b>	<b>EZ</b>	<b>EZ%</b>	<b>OB</b>	<b>I20</b>	<b>Avg.Start</b>
1)	Miami	17	17	8	47.1	13	76.5	0	5	20.8
2)	New York Jets	27	26	19	73.1	25	92.6	0	6	22.7
3)	Tampa Bay	24	21	16	76.2	20	83.3	0	3	23.1
4)	Arizona	29	28	18	64.3	26	89.7	1	4	23.2
5)	Kansas City	39	38	27	71.1	33	84.6	0	4	23.8
6)	Baltimore	29	28	17	60.7	20	69.0	0	5	23.8
7)	Cleveland	22	18	12	66.7	13	59.1	0	3	23.8
8)	Washington	27	27	20	74.1	23	85.2	0	2	23.9
9)	Atlanta	28	28	20	71.4	25	89.3	0	3	23.9
10)	New England	36	36	16	44.4	26	72.2	0	6	23.9
11)	Dallas	27	27	17	63.0	24	88.9	0	7	24.0
12)	Indianapolis	30	30	19	63.3	24	80.0	0	6	24.1
13)	Philadelphia	36	35	19	54.3	27	75.0	0	6	24.1
14)	Detroit	34	33	20	60.6	26	76.5	0	4	24.5
15)	San Francisco	31	28	24	85.7	29	93.5	0	1	24.6
16)	Minnesota	31	30	16	53.3	22	71.0	0	5	24.7
17)	Green Bay	31	31	21	67.7	25	80.6	0	2	24.8
18)	Seattle	25	24	11	45.8	16	64.0	1	3	24.8
19)	Cincinnati	21	20	13	65.0	15	71.4	1	1	24.8
20)	Pittsburgh	30	29	17	58.6	23	76.7	0	3	24.9
21)	Los Angeles Rams	40	40	31	77.5	35	87.5	1	4	25.0
22)	Houston	36	35	26	74.3	32	88.9	0	3	25.1
23)	Carolina	31	31	29	93.5	30	96.8	0	0	25.1
24)	New York Giants	25	25	12	48.0	17	68.0	1	4	25.1
25)	New Orleans	30	28	18	64.3	24	80.0	1	4	25.1
26)	Oakland	27	27	22	81.5	24	88.9	0	1	25.7
27)	Tennessee	34	33	20	60.6	30	88.2	0	3	25.8
28)	Buffalo	24	23	12	52.2	19	79.2	0	3	26.0
28t)	Denver	25	24	18	75.0	20	80.0	0	1	26.0
30)	Jacksonville	35	34	26	76.5	29	82.9	1	2	27.2
31)	Los Angeles Char	24	23	9	39.1	16	66.7	0	2	27.5
32)	Chicago	20	20	11	55.0	17	85.0	0	3	28.1
	<b>Totals</b>	<b>925</b>	<b>897</b>	<b>584</b>	<b>65.1</b>	<b>748</b>	<b>83.4</b>	<b>7</b>	<b>109</b>	<b>24.7</b>

Note: Average team drive start DOES NOT include inside kicks or kickoffs at the end of a half unless either kickoff is returned for a touchdown. All other kickoffs (returned kickoffs, fair catches, touchback and kickoffs out of bounds) are included. Kickoffs resulting in the kicking team retaining possession are not included.

ADJ KO: Adjusted kickoffs are used to compute the Avg. Team Drive Start.

I20: The number of drives that start inside (not including) the 20 yd line.

**WEEK 6 / THROUGH MONDAY, OCTOBER 16, 2017**

**AFC / SINGLE-GAME HIGHS / PLAYERS**

**Most Points**-- 18, (7 times in Non-Overtime Games)  
**Passing Yards**-- 447, Brady, N.E. at N.O., 9/17, (30-39, 447, 3 td, 0 int)  
**Longest Pass**-- 78, A. Smith, K.C. at N.E., 9/7, (to Hunt, Kareem, td)  
**Passing Touchdowns**-- 5, Brady, N.E. vs. Hou., 9/24, (25-35, 378, 5 td, 0 int)  
**Passing Touchdowns**-- 5, Watson, Hou. vs. K.C., 10/8, (16-31, 261, 5 td, 0 int)  
**Rushing Yards**-- 181, Fournette, Jax at Pitt., 10/8, (28-181, 2 td)  
**Rushing Attempts**-- 35, Bell, Pitt. at Balt., 10/1, (35-144, 2 td)  
**Longest Rush**-- 90, Fournette, Jax at Pitt., 10/8, td  
**Receptions**-- 13, Landry, Miami at LA-C, 9/17, (13-78, 0 td)  
**Receiving Yards**-- 189, Green, Cin. vs. Buff., 10/8, (7-189, 1 td)  
**Kickoff Return Yards**-- 191, Rainey, Balt. vs. Chi., 10/15 (OT), (5-191, 1 td)  
**Kickoff Return Yards**-- 157, Bray, Ind. at Tenn., 10/16, (5-157, 0 td)  
**Kickoff Returns**-- 5, Rainey, Balt. vs. Chi., 10/15 (OT), (5-191, 1 td)  
**Kickoff Returns**-- 5, (3 times in Non-Overtime Games)  
**Longest Kickoff Return**-- 96, Rainey, Balt. vs. Chi., 10/15 (OT), td  
**Longest Kickoff Return**-- 60, Bray, Ind. at Tenn., 10/16  
**Punt Return Yards**-- 132, Campanaro, Balt. vs. Chi., 10/15 (OT), (5-132, 1 fc, 1 td)  
**Punt Return Yards**-- 75, Hill, K.C. at Hou., 10/8, (2-75, 0 fc, 1 td)  
**Punt Returns**-- 6, Peppers, Clev. at Hou., 10/15, (6-43, 0 fc, 0 td)  
**Longest Punt Return**-- 82, Hill, K.C. at Hou., 10/8, td  
**Interceptions**-- 2, (7 times in Non-Overtime Games)  
**Longest Interception Return**-- 103, Talib, Denv. vs. Dal., 9/17, td  
**Sacks**-- 4.0, Campbell, Jax at Hou., 9/10  
**Scrimmage Yards**-- 246, K. Hunt, K.C. at N.E., 9/7, (Rush 17-148, Rec 5-98)  
**Longest Punt**-- 71, Kern, Tenn. at Miami, 10/8  
**Punts**-- 10, Kern, Tenn. at Miami, 10/8, (10-549, 54.9)  
**Field Goals Made**-- 5, Butker, K.C. at Hou., 10/8, (5-5, 49 lg)  
**Field Goals Made**-- 5, Succop, Tenn. vs. Ind., 10/16, (5-5, 48 lg)  
**Longest Field Goal**-- 58, Gostkowski, N.E. vs. Car., 10/1

**NFC / SINGLE-GAME HIGHS / PLAYERS**

**Most Points**-- 23, Zuerlein, LA-R at Dal., 10/1, (0 td, 7 fg, 2 xp, 0 2pt)  
**Passing Yards**-- 373, Wilson, Sea. at Tenn., 9/24, (29-49, 373, 4 td, 0 int)  
**Longest Pass**-- 88, Ryan, Atl. at Chi., 9/10, (to Hooper, Austin, td)  
**Passing Touchdowns**-- 4, (4 times in Non-Overtime Games)  
**Rushing Yards**-- 167, Howard, Chi. at Balt., 10/15 (OT), (36-167, 0 td)  
**Rushing Yards**-- 136, Blount, Phil. at LA-C, 10/1, (16-136, 0 td)  
**Rushing Attempts**-- 36, Howard, Chi. at Balt., 10/15 (OT), (36-167, 0 td)  
**Rushing Attempts**-- 29, E. Elliott, Dal. vs. G.B., 10/8, (29-116, 0 td)  
**Longest Rush**-- 70, Morris, Dal. vs. LA-R, 10/1  
**Receptions**-- 13, Fitzgerald, Ariz. vs. Dal., 9/25, (13-149, 1 td)  
**Receiving Yards**-- 175, Dickson, Car. at Det., 10/8, (5-175, 0 td)  
**Kickoff Return Yards**-- 124, Cooper, LA-R at Jax , 10/15, (2-124, 1 td)  
**Kickoff Returns**-- 4, Bolden, S.F. at Ind., 10/8 (OT), (4-59, 0 td)  
**Kickoff Returns**-- 4, (4 times in Non-Overtime Games)  
**Longest Kickoff Return**-- 103, Cooper, LA-R at Jax , 10/15, td  
**Punt Return Yards**-- 110, Barner, Phil. vs. Ariz., 10/8, (3-110, 1 fc, 0 td)  
**Punt Returns**-- 5, Davis, G.B. vs. Cin., 9/24 (OT), (5-70, 1 fc, 0 td)  
**Punt Returns**-- 5, McCaffrey, Car. vs. Buff., 9/17, (5-30, 1 fc, 0 td)  
**Longest Punt Return**-- 88, Agnew, Det. at NY-G, 9/18, td  
**Interceptions**-- 2, Slay, Det. vs. Atl., 9/24, (2-52, 0 td)  
**Longest Interception Return**-- 90, Amos, Chi. at Balt., 10/15 (OT), td  
**Longest Interception Return**-- 82, Bethel, Ariz. at Det., 9/10, td  
**Sacks**-- 3.0, (3 times in Non-Overtime Games)  
**Scrimmage Yards**-- 215, Gurley, LA-R at Dal., 10/1, (Rush 23-121, Rec 7-94)  
**Longest Punt**-- 69, O'Donnell, Chi. vs. Atl., 9/10  
**Punts**-- 9, O'Donnell, Chi. at Balt., 10/15 (OT), (9-420, 46.7)  
**Punts**-- 8, Ryan, Sea. at Tenn., 9/24, (8-388, 48.5)  
**Punts**-- 8, Wing, NY-G vs. LA-C, 10/8, (8-353, 44.1)  
**Field Goals Made**-- 7, Zuerlein, LA-R at Dal., 10/1, (7-7, 49 lg)  
**Longest Field Goal**-- 61, Elliott, Phil. vs. NY-G, 9/24



**WEEK 6 / THROUGH MONDAY, OCTOBER 16, 2017**

**NFL / SINGLE-GAME HIGHS / PLAYERS**

**Most Points**-- 23, Zuerlein, LA-R at Dal., 10/1, (0 td, 7 fg, 2 xp, 0 2pt)  
**Passing Yards**-- 447, Brady, N.E. at N.O., 9/17, (30-39, 447, 3 td, 0 int)  
**Longest Pass**-- 88, Ryan, Atl. at Chi., 9/10, (to Hooper, Austin, td)  
**Passing Touchdowns**-- 5, Brady, N.E. vs. Hou., 9/24, (25-35, 378, 5 td, 0 int)  
**Passing Touchdowns**-- 5, Watson, Hou. vs. K.C., 10/8, (16-31, 261, 5 td, 0 int)  
**Rushing Yards**-- 181, Fournette, Jax at Pitt., 10/8, (28-181, 2 td)  
**Rushing Attempts**-- 36, Howard, Chi. at Balt., 10/15 (OT), (36-167, 0 td)  
**Rushing Attempts**-- 35, Bell, Pitt. at Balt., 10/1, (35-144, 2 td)  
**Longest Rush**-- 90, Fournette, Jax at Pitt., 10/8, td  
**Receptions**-- 13, Landry, Miami at LA-C, 9/17, (13-78, 0 td)  
**Receptions**-- 13, Fitzgerald, Ariz. vs. Dal., 9/25, (13-149, 1 td)  
**Receiving Yards**-- 189, Green, Cin. vs. Buff., 10/8, (7-189, 1 td)  
**Kickoff Return Yards**-- 191, Rainey, Balt. vs. Chi., 10/15 (OT), (5-191, 1 td)  
**Kickoff Return Yards**-- 157, Bray, Ind. at Tenn., 10/16, (5-157, 0 td)  
**Kickoff Returns**-- 5, Rainey, Balt. vs. Chi., 10/15 (OT), (5-191, 1 td)  
**Kickoff Returns**-- 5, (3 times in Non-Overtime Games)  
**Longest Kickoff Return**-- 103, Cooper, LA-R at Jax , 10/15, td  
**Punt Return Yards**-- 132, Campanaro, Balt. vs. Chi., 10/15 (OT), (5-132, 1 fc, 1 td)  
**Punt Return Yards**-- 110, Barner, Phil. vs. Ariz., 10/8, (3-110, 1 fc, 0 td)  
**Punt Returns**-- 6, Peppers, Clev. at Hou., 10/15, (6-43, 0 fc, 0 td)  
**Longest Punt Return**-- 88, Agnew, Det. at NY-G, 9/18, td  
**Interceptions**-- 2, (8 times in Non-Overtime Games)  
**Longest Interception Return**-- 103, Talib, Denv. vs. Dal., 9/17, td  
**Sacks**-- 4.0, Campbell, Jax at Hou., 9/10  
**Scrimmage Yards**-- 246, K. Hunt, K.C. at N.E., 9/7, (Rush 17-148, Rec 5-98)  
**Longest Punt**-- 71, Kern, Tenn. at Miami, 10/8  
**Punts**-- 10, Kern, Tenn. at Miami, 10/8, (10-549, 54.9)  
**Field Goals Made**-- 7, Zuerlein, LA-R at Dal., 10/1, (7-7, 49 lg)  
**Longest Field Goal**-- 61, Elliott, Phil. vs. NY-G, 9/24

**WEEK 6 / THROUGH MONDAY, OCTOBER 16, 2017**

**300-Yard Passing Games**

447, Brady, NE at NO 09/17 (30-39, 3 TD)  
378, Brady, NE vs. HOU 09/24 (25-35, 5 TD)  
376, Siemian, DEN vs. NYG 10/15 (29-50, 1 TD)  
373, Wilson, SEA at TEN 09/24 (29-49, 4 TD)  
369, Keenum, MIN vs. TB 09/24 (25-33, 3 TD)  
368, A. Smith, KC at NE 09/07 (28-35, 4 TD)  
366, Manning, NYG at PHI 09/24 (35-47, 3 TD)  
365, Cousins, WAS vs. OAK 09/24 (25-30, 3 TD)  
357, Palmer, ARI vs. SF 10/01 (ot) (33-51, 1 TD)  
356, Brees, NO vs. NE 09/17 (27-45, 2 TD)  
355, Newton, CAR at DET 10/08 (26-33, 3 TD)  
354, McCown, NYJ vs. NE 10/15 (31-47, 2 TD)  
353, Hoyer, SF at IND 10/08 (ot) (29-46, 2 TD)  
347, Rivers, LAC vs. PHI 10/01 (22-38, 2 TD)  
346, Bradford, MIN vs. NO 09/11 (27-32, 3 TD)  
343, A. Rodgers, GB at ATL 09/17 (33-50, 2 TD)  
334, Winston, TB vs. NE 10/05 (26-46, 1 TD)  
333, Wentz, PHI at KC 09/17 (25-46, 2 TD)  
332, Palmer, ARI at IND 09/17 (ot) (19-36, 1 TD)  
332, Winston, TB vs. NYG 10/01 (22-38, 3 TD)  
332, Hoyer, SF vs. LAR 09/21 (23-37, 2 TD)  
331, Rivers, LAC vs. MIA 09/17 (31-39, 1 TD)  
330, Cousins, WAS vs. SF 10/15 (25-37, 2 TD)  
328, Dalton, CIN vs. BUF 10/08 (22-36, 1 TD)  
328, Winston, TB at MIN 09/24 (28-40, 2 TD)  
325, Palmer, ARI vs. DAL 09/25 (29-48, 2 TD)  
324, A. Smith, KC at HOU 10/08 (29-37, 3 TD)  
321, Ryan, ATL at CHI 09/10 (21-30, 1 TD)  
316, Newton, CAR at NE 10/01 (22-29, 3 TD)  
314, Brissett, IND vs. SF 10/08 (ot) (22-34, 0 TD)  
313, A. Rodgers, GB vs. CIN 09/24 (ot) (28-42, 3 TD)  
312, Roethlisberger, PIT vs. JAX 10/08 (33-55, 0 TD)  
312, Stafford, DET at NO 10/15 (25-52, 3 TD)  
311, A. Rodgers, GB vs. SEA 09/10 (28-42, 1 TD)  
307, Wentz, PHI at WAS 09/10 (26-39, 2 TD)  
307, Brady, NE vs. CAR 10/01 (32-45, 2 TD)  
306, Goff, LAR vs. IND 09/10 (21-29, 1 TD)  
306, Mariota, TEN vs. IND 10/16 (23-32, 1 TD)  
304, Wentz, PHI vs. ARI 10/08 (21-30, 4 TD)  
303, Brady, NE at TB 10/05 (30-40, 1 TD)  
301, Glennon, CHI at TB 09/17 (31-45, 1 TD)  
301, Watson, HOU at NE 09/24 (22-33, 2 TD)

**WEEK 6 / THROUGH MONDAY, OCTOBER 16, 2017**

**100-Yard Receiving Games**

189, Green, CIN vs. BUF 10/08 (7 rec., 1 TD)  
182, Brown, PIT at CLE 09/10 (11 rec., 0 TD)  
177, Hilton, IND vs. SF 10/08 (ot) (7 rec., 0 TD)  
175, Dickson, CAR at DET 10/08 (5 rec., 0 TD)  
173, Diggs, MIN vs. TB 09/24 (8 rec., 2 TD)  
157, Brown, PIT vs. JAX 10/08 (10 rec., 0 TD)  
157, Thielen, MIN vs. NO 09/11 (9 rec., 0 TD)  
155, Brown, PIT at KC 10/15 (8 rec., 1 TD)  
153, Hilton, IND vs. CLE 09/24 (7 rec., 1 TD)  
150, C. Thompson, WAS vs. OAK 09/24 (6 rec., 1 TD)  
149, Fitzgerald, ARI vs. DAL 09/25 (13 rec., 1 TD)  
142, Garcon, SF vs. LAR 09/21 (7 rec., 0 TD)  
138, Fitzgerald, ARI vs. TB 10/15 (10 rec., 1 TD)  
138, Allen, LAC vs. PHI 10/01 (5 rec., 0 TD)  
133, Shepard, NYG at PHI 09/24 (7 rec., 1 TD)  
133, Wallace, BAL at OAK 10/08 (3 rec., 0 TD)  
133, De. Thomas, DEN vs. NYG 10/15 (10 rec., 0 TD)  
133, Hill, KC at NE 09/07 (7 rec., 1 TD)  
131, Cooks, NE vs. HOU 09/24 (5 rec., 2 TD)  
128, Hooper, ATL at CHI 09/10 (2 rec., 1 TD)  
122, Allison, GB vs. CIN 09/24 (ot) (6 rec., 0 TD)  
120, Nelson, ARI at IND 09/17 (ot) (5 rec., 1 TD)  
116, Gronkowski, NE at NO 09/17 (6 rec., 1 TD)  
116, Goodwin, SF at IND 10/08 (ot) (5 rec., 0 TD)  
115, Ty. Williams, LAC vs. PHI 10/01 (5 rec., 1 TD)  
112, C. Clay, BUF at ATL 10/01 (5 rec., 0 TD)  
111, Kelce, KC vs. WAS 10/02 (7 rec., 1 TD)  
111, Green, CIN at GB 09/24 (ot) (10 rec., 1 TD)  
110, Brown, PIT at CHI 09/24 (ot) (10 rec., 1 TD)  
108, Woods, LAR at SF 09/21 (6 rec., 0 TD)  
108, Ju. Jones, ATL vs. GB 09/17 (5 rec., 0 TD)  
107, Tate, DET vs. ARI 09/10 (10 rec., 0 TD)  
107, Hopkins, HOU vs. TEN 10/01 (10 rec., 1 TD)  
106, Jackson, TB vs. NE 10/05 (5 rec., 0 TD)  
106, Watkins, LAR at SF 09/21 (6 rec., 2 TD)  
105, C. Thompson, WAS vs. SF 10/15 (4 rec., 0 TD)  
105, Baldwin, SEA at TEN 09/24 (10 rec., 1 TD)  
105, Ja. Brown, ARI vs. SF 10/01 (ot) (8 rec., 0 TD)  
105, Benjamin, LAC vs. KC 09/24 (5 rec., 0 TD)  
104, Benjamin, CAR at NE 10/01 (4 rec., 0 TD)  
103, Kelce, KC vs. PHI 09/17 (8 rec., 1 TD)  
101, McCaffrey, CAR vs. NO 09/24 (9 rec., 0 TD)  
100, Allen, LAC vs. MIA 09/17 (9 rec., 0 TD)  
100, Amendola, NE vs. KC 09/07 (6 rec., 0 TD)

**WEEK 6 / THROUGH MONDAY, OCTOBER 16, 2017**

**100-Yard Rushing Games**

181, Fournette, JAX at PIT 10/08 (28 att., 2 TD)  
179, Bell, PIT at KC 10/15 (32 att., 1 TD)  
172, K. Hunt, KC at LAC 09/24 (17 att., 1 TD)  
167, Howard, CHI at BAL 10/15 (ot) (36 att., 0 TD)  
163, Powell, NYJ vs. JAX 10/01 (ot) (21 att., 1 TD)  
148, K. Hunt, KC at NE 09/07 (17 att., 1 TD)  
144, Bell, PIT at BAL 10/01 (35 att., 2 TD)  
140, Howard, CHI vs. PIT 09/24 (ot) (23 att., 2 TD)  
136, Blount, PHI at LAC 10/01 (16 att., 0 TD)  
134, A. Peterson, ARI vs. TB 10/15 (26 att., 2 TD)  
131, Henry, TEN vs. IND 10/16 (19 att., 1 TD)  
130, Fournette, JAX vs. LAR 10/15 (21 att., 1 TD)  
130, Ajayi, MIA at ATL 10/15 (26 att., 0 TD)  
127, Cook, MIN vs. NO 09/11 (22 att., 0 TD)  
125, A. Jones, GB at DAL 10/08 (19 att., 1 TD)  
124, Hyde, SF at SEA 09/17 (15 att., 0 TD)  
122, Ajayi, MIA at LAC 09/17 (28 att., 0 TD)  
121, Gurley, LAR at DAL 10/01 (23 att., 0 TD)  
118, C. Anderson, DEN vs. DAL 09/17 (25 att., 1 TD)  
117, Darkwa, NYG at DEN 10/15 (21 att., 0 TD)  
116, E. Elliott, DAL vs. GB 10/08 (29 att., 0 TD)  
116, Gurley, LAR at JAX 10/15 (23 att., 0 TD)  
115, Murray, TEN vs. SEA 09/24 (14 att., 1 TD)  
114, Ingram, NO vs. DET 10/15 (25 att., 2 TD)  
113, Gurley, LAR at SF 09/21 (28 att., 2 TD)  
110, McCoy, BUF vs. NYJ 09/10 (22 att., 0 TD)  
107, K. Hunt, KC at HOU 10/08 (29 att., 0 TD)  
106, Freeman, ATL at DET 09/24 (21 att., 1 TD)  
105, Gordon, LAC at NYG 10/08 (20 att., 0 TD)  
104, E. Elliott, DAL vs. NYG 09/10 (24 att., 0 TD)  
101, K. Hunt, KC vs. WAS 10/02 (21 att., 0 TD)  
100, Fournette, JAX at HOU 09/10 (26 att., 1 TD)

**WEEK 6 / THROUGH MONDAY, OCTOBER 16, 2017****AFC / LEADING PASSERS**

Player, Team	Att	Comp	Pct		Avg		Pct			Pct Rating	
			Comp	Yds	Gain	TD	TD	Long	Int	Int	Points
A. Smith, K.C.	192	140	72.9	1637	8.53	12	6.3	78t	0	0.0	119.2
Brady, N.E.	233	153	65.7	1959	8.41	13	5.6	54	2	0.9	106.9
*Watson, Hou.	174	107	61.5	1297	7.45	15	8.6	48t	5	2.9	101.1
Carr, Oak.	139	95	68.3	924	6.65	8	5.8	64t	4	2.9	93.9
Taylor, Buf.	136	85	62.5	910	6.69	6	4.4	47	2	1.5	90.6
McCown, NY-J	194	136	70.1	1374	7.08	7	3.6	69t	6	3.1	89.2
Rivers, LA-C	230	141	61.3	1633	7.10	10	4.3	75t	5	2.2	88.2
Dalton, Cin.	159	104	65.4	1220	7.67	7	4.4	77t	6	3.8	87.5
Mariota, Ten.	142	89	62.7	1098	7.73	4	2.8	55t	4	2.8	84.2
Siemian, Den.	176	108	61.4	1264	7.18	8	4.5	44	6	3.4	84.1
Brissett, Ind.	164	98	59.8	1209	7.37	3	1.8	63	3	1.8	81.1
Bortles, Jac.	170	97	57.1	1068	6.28	8	4.7	35	5	2.9	79.2
Roethlisberger, Pit.	220	137	62.3	1521	6.91	7	3.2	51t	8	3.6	78.2
Cutler, Mia.	164	101	61.6	857	5.23	5	3.0	31	4	2.4	75.2
Flacco, Bal.	185	116	62.7	1003	5.42	4	2.2	54	8	4.3	66.1
*Kizer, Cle.	159	81	50.9	851	5.35	3	1.9	38	9	5.7	49.5

**AFC / LEADING PASSERS, RANKS**

Player, Team	Att	Comp	Pct		Avg		Pct			Pct Rating	
			Comp	Yds	Gain	TD	TD	Long	Int	Int	Points
A. Smith, K.C.	5	3	1	2	1	3	2		1	1	1
Brady, N.E.	1	1	4	1	2	2	4		2t	2	2
*Watson, Hou.	8	8	11	6	5	1	1		8t	8	3
Carr, Oak.	15	13	3	13	12	5t	3		5t	9	4
Taylor, Buf.	16	15	8	14	11	11	7		2t	3	5
McCown, NY-J	4	5	2	5	9	8t	10		11t	11	6
Rivers, LA-C	2	2	13	3	8	4	9		8t	5	7
Dalton, Cin.	12t	9	5	8	4	8t	8		11t	14	8
Mariota, Ten.	14	14	7	10	3	13t	13		5t	7	9
Siemian, Den.	7	7	12	7	7	5t	6		11t	12	10
Brissett, Ind.	10t	11	14	9	6	16t	16		4	4	11
Bortles, Jac.	9	12	15	11	13	5t	5		8t	10	12
Roethlisberger, Pit.	3	4	9	4	10	8t	11		14t	13	13
Cutler, Mia.	10t	10	10	15	16	12	12		5t	6	14
Flacco, Bal.	6	6	6	12	14	13t	14		14t	15	15
*Kizer, Cle.	12t	16	16	16	15	16t	15		16	16	16

**WEEK 6 / THROUGH MONDAY, OCTOBER 16, 2017****AFC / FOURTH-QUARTER PASSING LEADERS**

Rank	Player, Team	Att	Comp	Comp%	Yards	YPA	TD	TD%	Int	Int%	Rating
1)	Hogan, Cle.	26	18	69.2	202	7.77	2	7.7	0	0.0	117.8
2)	A. Smith, K.C.	56	34	60.7	518	9.25	4	7.1	0	0.0	115.0
3)	Mariota, Ten.	29	18	62.1	251	8.66	2	6.9	0	0.0	112.9
4)	Rivers, LA-C	79	50	63.3	531	6.72	5	6.3	0	0.0	103.9
5)	Carr, Oak.	38	27	71.1	215	5.66	2	5.3	0	0.0	102.4
6)	Brady, N.E.	53	34	64.2	373	7.04	2	3.8	0	0.0	97.4
7)	Bortles, Jac.	30	21	70.0	252	8.40	1	3.3	1	3.3	92.6
8)	Brissett, Ind.	36	21	58.3	289	8.03	0	0.0	0	0.0	84.1
9)	*Watson, Hou.	52	28	53.8	439	8.44	4	7.7	3	5.8	83.7
10)	Cutler, Mia.	58	36	62.1	349	6.02	2	3.4	1	1.7	83.2
11)	McCown, NY-J	52	33	63.5	381	7.33	2	3.8	3	5.8	74.3
12)	Siemian, Den.	38	23	60.5	306	8.05	1	2.6	2	5.3	72.9
13)	Taylor, Buf.	30	21	70.0	173	5.77	0	0.0	1	3.3	70.6
14)	Roethlisberger, Pit.	49	32	65.3	385	7.86	1	2.0	3	6.1	70.5
15)	Dalton, Cin.	36	20	55.6	205	5.69	0	0.0	1	2.8	60.5
16)	Flacco, Bal.	51	32	62.7	255	5.00	0	0.0	3	5.9	50.7
17)	*Kizer, Cle.	57	26	45.6	284	4.98	2	3.5	3	5.3	50.6
18)	Manuel, Oak.	23	12	52.2	123	5.35	0	0.0	1	4.3	49.7

**AFC / THIRD-DOWN PASSING LEADERS**

Rank	Player, Team	Att	Comp	Comp%	Yards	YPA	TD	TD%	Int	Int%	Rating
1)	Brady, N.E.	60	39	65.0	524	8.73	5	8.3	0	0.0	120.4
2)	A. Smith, K.C.	46	33	71.7	383	8.33	2	4.3	0	0.0	111.1
3)	*Watson, Hou.	37	22	59.5	199	5.38	3	8.1	0	0.0	101.1
4)	McCown, NY-J	57	43	75.4	500	8.77	3	5.3	3	5.3	97.1
5)	Cutler, Mia.	46	29	63.0	233	5.07	2	4.3	0	0.0	90.2
6)	Taylor, Buf.	45	30	66.7	275	6.11	3	6.7	2	4.4	86.8
7)	Carr, Oak.	39	25	64.1	225	5.77	2	5.1	1	2.6	86.0
8)	Siemian, Den.	53	32	60.4	394	7.43	4	7.5	3	5.7	84.9
9)	Brissett, Ind.	53	29	54.7	336	6.34	1	1.9	1	1.9	72.5
10)	Flacco, Bal.	48	27	56.3	262	5.46	1	2.1	1	2.1	70.0
11)	Rivers, LA-C	65	41	63.1	494	7.60	1	1.5	4	6.2	65.8
12)	Mariota, Ten.	46	23	50.0	276	6.00	0	0.0	1	2.2	59.7
13)	Dalton, Cin.	42	22	52.4	273	6.50	2	4.8	3	7.1	58.9
14)	Roethlisberger, Pit.	59	31	52.5	334	5.66	4	6.8	5	8.5	56.7
15)	Bortles, Jac.	55	24	43.6	242	4.40	1	1.8	2	3.6	47.7
16)	*Kizer, Cle.	41	19	46.3	238	5.80	0	0.0	4	9.8	25.3

**WEEK 6 / THROUGH MONDAY, OCTOBER 16, 2017****AFC / LEADING RUSHERS**

Rank	Player, Team	Att	Yards	Avg	Long	TD
1)	*K. Hunt, K.C.	106	630	5.9	69t	4
2)	*Fournette, Jac.	130	596	4.6	90t	6
3)	Bell, Pit.	134	550	4.1	27	4
4)	Ajayi, Mia.	102	391	3.8	20	0
5)	L. Miller, Hou.	98	372	3.8	19	1
6)	Gordon, LA-C	99	356	3.6	21	3
7)	C. Anderson, Den.	82	347	4.2	40	1
8)	Collins, Bal.	52	335	6.4	50	0
9)	Henry, Ten.	62	318	5.1	72t	2
10)	Murray, Ten.	68	313	4.6	75t	2
11)	Gillislee, N.E.	79	290	3.7	16	4
12)	Gore, Ind.	85	288	3.4	21	2
13)	Allen, Bal.	76	281	3.7	37	1
14)	McCoy, Buf.	87	279	3.2	27	0
15)	Lynch, Oak.	70	257	3.7	15	2
16)	Crowell, Cle.	74	252	3.4	17	0
17)	Powell, NY-J	51	240	4.7	75t	2
18)	*Foreman, Hou.	50	207	4.1	39	0
19)	*Watson, Hou. (QB)	28	202	7.2	49t	2
20)	*McGuire, NY-J	44	198	4.5	69t	1
21)	Charles, Den.	38	194	5.1	19	1
22)	*Mixon, Cin.	67	187	2.8	20	1
23)	Ivory, Jac.	40	162	4.1	19	0
24)	D. Lewis, N.E.	30	151	5.0	31	2
25)	West, Bal.	39	138	3.5	13	2
26)	Tolbert, Buf.	37	135	3.6	16	1
27)	*Mack, Ind.	27	130	4.8	35	2
28)	Richard, Oak.	26	127	4.9	52t	1
29t)	Bortles, Jac. (QB)	17	126	7.4	27	0
29t)	*Kizer, Cle. (QB)	28	126	4.5	18	2
31)	Patterson, Oak. (WR)	10	124	12.4	47t	2
32t)	A. Smith, K.C. (QB)	27	121	4.5	32	1
32t)	Taylor, Buf. (QB)	32	121	3.8	14	0
34)	D. Johnson, Cle.	21	117	5.6	19t	2
35t)	Forte, NY-J	32	116	3.6	16	0
35t)	Mariota, Ten. (QB)	22	116	5.3	34t	3
37)	White, N.E.	23	99	4.3	10	0
38t)	Brissett, Ind. (QB)	27	98	3.6	25	3
38t)	Hill, Cin.	29	98	3.4	13	0
40)	C. Grant, Jac.	9	97	10.8	58	0
41)	Bernard, Cin.	20	91	4.6	25	0
42)	Hogan, Cle. (QB)	10	71	7.1	11	0
43)	*Conner, Pit.	14	69	4.9	23	0
44)	Oliver, LA-C	17	58	3.4	26	0
45)	McCown, NY-J (QB)	17	56	3.3	22	1
46)	Siemian, Den. (QB)	19	55	2.9	9	1
47)	Turbin, Ind.	23	53	2.3	7	1
48t)	Dalton, Cin. (QB)	14	36	2.6	12	0
48t)	*Ekeler, LA-C	6	36	6.0	35t	1
50)	Williams, Mia.	10	30	3.0	9	0

**AFC / THIRD-AND-ONE RUSHING LEADERS**

Rank	Player, Team	Att	FD	Pct
1t)	Turbin, Ind.	7	7	100.0
1t)	*K. Hunt, K.C.	4	4	100.0
1t)	Allen, Bal.	3	3	100.0
1t)	Henry, Ten.	3	3	100.0
1t)	D. Johnson, Cle.	3	3	100.0
1t)	Watson, Pit.	3	3	100.0
1t)	Charles, Den.	2	2	100.0
1t)	*Kizer, Cle.	2	2	100.0
1t)	Lynch, Oak.	2	2	100.0
1t)	*Watson, Hou.	2	2	100.0
1t)	West, Bal.	2	2	100.0
12)	A. Smith, K.C.	4	3	75.0
13t)	Ajayi, Mia.	3	2	66.7
13t)	Dalton, Cin.	3	2	66.7
13t)	Ivory, Jac.	3	2	66.7
13t)	McCoy, Buf.	3	2	66.7
17)	*Foreman, Hou.	4	2	50.0

**WEEK 6 / THROUGH MONDAY, OCTOBER 16, 2017****AFC / LEADERS IN RECEPTIONS**

Rank	Player, Team	Rec	Yards	Avg	Long	TD
1)	Brown, Pit.	48	700	14.6	51t	2
2)	Landry, Mia.	38	272	7.2	18	2
3)	Hopkins, Hou.	37	382	10.3	34t	6
4t)	Allen, LA-C	33	446	13.5	50	1
4t)	Kelce, K.C. (TE)	33	390	11.8	44	2
4t)	White, N.E. (RB)	33	252	7.6	26	0
7)	Green, Cin.	32	504	15.8	77t	3
8t)	Hill, K.C.	30	390	13.0	75t	2
8t)	Bell, Pit. (RB)	30	156	5.2	18	0
10t)	De. Thomas, Den.	28	380	13.6	40	0
10t)	Gordon, LA-C (RB)	28	222	7.9	22	4
12)	McCoy, Buf. (RB)	27	189	7.0	21	0
13t)	Gronkowski, N.E. (TE)	26	401	15.4	53t	4
13t)	Amendola, N.E.	26	307	11.8	27	1
13t)	Kearse, NY-J	26	299	11.5	44	3
13t)	D. Johnson, Cle. (RB)	26	269	10.3	41t	1
17t)	Hilton, Ind.	25	485	19.4	63	1
17t)	Crabtree, Oak.	25	304	12.2	41t	5
17t)	Sanders, Den.	25	266	10.6	33	2
17t)	Walker, Ten. (TE)	25	261	10.4	23	0
21t)	Cooks, N.E.	24	472	19.7	54	2
21t)	Matthews, Ten.	24	353	14.7	55t	1
21t)	Hogan, N.E.	24	307	12.8	47t	5
21t)	Doyle, Ind. (TE)	24	213	8.9	21	1
21t)	Watson, Bal. (TE)	24	176	7.3	23	1
26t)	Decker, Ten.	23	226	9.8	27	0
26t)	Seferian-Jenkins, NY-J (TE)	23	152	6.6	27	2
26t)	Allen, Bal. (RB)	23	114	5.0	14	1
29t)	*K. Hunt, K.C. (RB)	21	255	12.1	78t	2
29t)	Hurns, Jac.	21	244	11.6	20	2
29t)	J. Cook, Oak. (TE)	21	209	10.0	28	1
32t)	Lee, Jac.	20	291	14.6	35	0
32t)	Ty. Williams, LA-C	20	287	14.4	75t	1
32t)	C. Clay, Buf. (TE)	20	258	12.9	44	2
35t)	Parker, Mia.	19	236	12.4	31	1
35t)	Kerley, NY-J	19	193	10.2	31t	1
37t)	Anderson, NY-J	18	296	16.4	69t	1
37t)	Louis, Cle.	18	229	12.7	31	0
37t)	James, Pit. (TE)	18	151	8.4	19	2
37t)	Cooper, Oak.	18	146	8.1	23	1
41t)	Bryant, Pit.	17	231	13.6	51	1
41t)	Henry, LA-C (TE)	17	228	13.4	34	2
43t)	Moncrief, Ind.	16	241	15.1	50	1
43t)	Maclin, Bal.	16	159	9.9	48t	2
43t)	A. Wilson, K.C.	16	158	9.9	37	1
43t)	Ivory, Jac. (RB)	16	143	8.9	29	1
47t)	Wallace, Bal.	15	239	15.9	54	1
47t)	*Smith-Schuster, Pit.	15	192	12.8	25	2
47t)	L. Miller, Hou. (RB)	15	175	11.7	32	1
47t)	*Fournette, Jac. (RB)	15	136	9.1	28	1
47t)	LaFell, Cin.	15	108	7.2	16	0



**WEEK 6 / THROUGH MONDAY, OCTOBER 16, 2017****AFC / RECEIVING YARDAGE LEADERS**

Rank	Player, Team	Yards	Rec	Avg	Long	TD
1)	Brown, Pit.	700	48	14.6	51t	2
2)	Green, Cin.	504	32	15.8	77t	3
3)	Hilton, Ind.	485	25	19.4	63	1
4)	Cooks, N.E.	472	24	19.7	54	2
5)	Allen, LA-C	446	33	13.5	50	1
6)	Gronkowski, N.E. (TE)	401	26	15.4	53t	4
7t)	Hill, K.C.	390	30	13.0	75t	2
7t)	Kelce, K.C. (TE)	390	33	11.8	44	2
9)	Hopkins, Hou.	382	37	10.3	34t	6
10)	De. Thomas, Den.	380	28	13.6	40	0
11)	Matthews, Ten.	353	24	14.7	55t	1
12t)	Amendola, N.E.	307	26	11.8	27	1
12t)	Hogan, N.E.	307	24	12.8	47t	5
14)	Crabtree, Oak.	304	25	12.2	41t	5
15)	Kearse, NY-J	299	26	11.5	44	3
16)	Anderson, NY-J	296	18	16.4	69t	1
17)	Lee, Jac.	291	20	14.6	35	0
18)	Ty. Williams, LA-C	287	20	14.4	75t	1
19)	Landry, Mia.	272	38	7.2	18	2
20)	D. Johnson, Cle. (RB)	269	26	10.3	41t	1
21)	Sanders, Den.	266	25	10.6	33	2
22)	Walker, Ten. (TE)	261	25	10.4	23	0
23)	C. Clay, Buf. (TE)	258	20	12.9	44	2
24)	*K. Hunt, K.C. (RB)	255	21	12.1	78t	2
25)	White, N.E. (RB)	252	33	7.6	26	0
26)	Hurns, Jac.	244	21	11.6	20	2
27)	Moncrief, Ind.	241	16	15.1	50	1
28)	Wallace, Bal.	239	15	15.9	54	1
29)	Parker, Mia.	236	19	12.4	31	1
30)	Bryant, Pit.	231	17	13.6	51	1
31)	Louis, Cle.	229	18	12.7	31	0
32)	Henry, LA-C (TE)	228	17	13.4	34	2
33)	Decker, Ten.	226	23	9.8	27	0
34)	Gordon, LA-C (RB)	222	28	7.9	22	4
35)	Doyle, Ind. (TE)	213	24	8.9	21	1
36)	J. Cook, Oak. (TE)	209	21	10.0	28	1
37)	Benjamin, LA-C	198	13	15.2	44	1
38)	Kerley, NY-J	193	19	10.2	31t	1
39)	*Smith-Schuster, Pit.	192	15	12.8	25	2
40)	McCoy, Buf. (RB)	189	27	7.0	21	0
41)	Watson, Bal. (TE)	176	24	7.3	23	1
42t)	Conley, K.C.	175	11	15.9	35	0
42t)	L. Miller, Hou. (RB)	175	15	11.7	32	1
44)	DeValve, Cle. (TE)	167	14	11.9	49	1
45)	Bernard, Cin. (RB)	164	10	16.4	61t	2
46)	Stills, Mia.	163	14	11.6	29t	2
47)	Matthews, Buf.	162	10	16.2	47	1
48)	Maclin, Bal.	159	16	9.9	48t	2
49)	A. Wilson, K.C.	158	16	9.9	37	1
50)	Roberts, Oak.	157	14	11.2	22	1

**WEEK 6 / THROUGH MONDAY, OCTOBER 16, 2017****AFC / THIRD-DOWN RECEIVING LEADERS**

Rank	Player, Team	Rec	Yards	Avg	Long	TD
1)	Allen, LA-C	18	279	15.5	50	0
2)	Landry, Mia.	13	77	5.9	12	1
3)	Brown, Pit.	12	158	13.2	51t	1
4)	McCoy, Buf. (RB)	11	96	8.7	18	0
5t)	Gronkowski, N.E. (TE)	10	173	17.3	53t	3
5t)	Amendola, N.E.	10	136	13.6	27	0
7t)	Hilton, Ind.	9	162	18.0	61t	1
7t)	Kelce, K.C. (TE)	9	115	12.8	32	0
7t)	Hogan, N.E.	9	94	10.4	26	2
10t)	De. Thomas, Den.	8	174	21.8	40	0
10t)	Kearse, NY-J	8	120	15.0	34t	2
10t)	D. Johnson, Cle. (RB)	8	115	14.4	34	0
10t)	Hill, K.C.	8	100	12.5	38	0
10t)	Kerley, NY-J	8	100	12.5	30	0
15t)	Matthews, Ten.	7	106	15.1	24	0
15t)	Anderson, NY-J	7	96	13.7	41	0
15t)	Lee, Jac.	7	96	13.7	31	0
15t)	Crabtree, Oak.	7	79	11.3	26t	2
15t)	White, N.E. (RB)	7	51	7.3	16	0
20t)	Green, Cin.	6	119	19.8	47	2
20t)	Hurns, Jac.	6	75	12.5	16	1
20t)	Hopkins, Hou.	6	69	11.5	34t	2
20t)	Fowler, Den.	6	63	10.5	20	2
20t)	Decker, Ten.	6	61	10.2	17	0
20t)	Walker, Ten. (TE)	6	56	9.3	19	0
20t)	J. Cook, Oak. (TE)	6	50	8.3	17	0
20t)	C. Anderson, Den. (RB)	6	49	8.2	16t	1
20t)	Ivory, Jac. (RB)	6	35	5.8	14	0
20t)	Bell, Pit. (RB)	6	32	5.3	9	0
20t)	Turbin, Ind. (RB)	6	31	5.2	11	0
20t)	Seferian-Jenkins, NY-J (TE)	6	25	4.2	10	1
32t)	Matthews, Buf.	5	72	14.4	28	0
32t)	*Smith-Schuster, Pit.	5	69	13.8	19	1
32t)	Ty. Williams, LA-C	5	61	12.2	20	0
32t)	Cooper, Oak.	5	55	11.0	23	0
32t)	DeValve, Cle. (TE)	5	54	10.8	20	0
32t)	Murray, Ten. (RB)	5	38	7.6	18	0
32t)	Moncrief, Ind.	5	37	7.4	15	0
32t)	West, K.C. (RB)	5	37	7.4	11	1
32t)	James, Pit. (TE)	5	36	7.2	19	2
32t)	A. Wilson, K.C.	5	36	7.2	14	0
32t)	Gordon, LA-C (RB)	5	34	6.8	10t	1
32t)	Powell, NY-J (RB)	5	25	5.0	13	0
44t)	Maclin, Bal.	4	72	18.0	48t	1
44t)	J. Thomas, Mia. (TE)	4	48	12.0	23	0
44t)	Derby, Den. (TE)	4	43	10.8	14	0
44t)	W. Fuller, Hou.	4	42	10.5	23	1
44t)	*Ekeler, LA-C (RB)	4	41	10.3	12	0
44t)	Doyle, Ind. (TE)	4	39	9.8	11	0
44t)	Kroft, Cin. (TE)	4	39	9.8	21	0
44t)	Roberts, Oak.	4	37	9.3	22	0
44t)	Holmes, Buf.	4	30	7.5	10	1
44t)	Williams, Mia. (RB)	4	30	7.5	13	0
44t)	Bernard, Cin. (RB)	4	28	7.0	18	0
44t)	Sanders, Den.	4	27	6.8	11	0
44t)	Watson, Bal. (TE)	4	27	6.8	11	1
44t)	C. Clay, Buf. (TE)	4	26	6.5	13	1
44t)	Patterson, Oak.	4	19	4.8	6	0

**WEEK 6 / THROUGH MONDAY, OCTOBER 16, 2017****AFC / LEADING SCORERS, NONKICKERS**

Rank	Player, Team	TD	Rush	Rec	Ret	X2	Pts
1t)	*Fournette, Jac. (RB)	7	6	1	0	0	42
1t)	Gordon, LA-C (RB)	7	3	4	0	0	42
3t)	Hopkins, Hou. (WR)	6	0	6	0	0	36
3t)	*K. Hunt, K.C. (RB)	6	4	2	0	0	36
5t)	Crabtree, Oak. (WR)	5	0	5	0	0	30
5t)	W. Fuller, Hou. (WR)	5	0	5	0	0	30
5t)	Hogan, N.E. (WR)	5	0	5	0	0	30
8t)	Bell, Pit. (RB)	4	4	0	0	0	24
8t)	Gillislee, N.E. (RB)	4	4	0	0	0	24
8t)	Gronkowski, N.E. (TE)	4	0	4	0	0	24
11t)	Brissett, Ind. (QB)	3	3	0	0	0	18
11t)	Green, Cin. (WR)	3	0	3	0	0	18
11t)	Hill, K.C. (WR)	3	0	2	1	0	18
11t)	D. Johnson, Cle. (RB)	3	2	1	0	0	18
11t)	Kearse, NY-J (WR)	3	0	3	0	0	18
11t)	Lewis, Jac. (TE)	3	0	3	0	0	18
11t)	Mariota, Ten. (QB)	3	3	0	0	0	18
11t)	*Njoku, Cle. (TE)	3	0	3	0	0	18
11t)	West, K.C. (RB)	3	1	2	0	0	18
20t)	Cooks, N.E. (WR)	2	0	2	0	1	14
20t)	*Watson, Hou. (QB)	2	2	0	0	1	14
22t)	Allen, Bal. (RB)	2	1	1	0	0	12
22t)	C. Anderson, Den. (RB)	2	1	1	0	0	12
22t)	Bernard, Cin. (RB)	2	0	2	0	0	12
22t)	Brown, Pit. (WR)	2	0	2	0	0	12
22t)	C. Clay, Buf. (TE)	2	0	2	0	0	12
22t)	Fowler, Den. (WR)	2	0	2	0	0	12
22t)	Gore, Ind. (RB)	2	2	0	0	0	12
22t)	Henry, Ten. (RB)	2	2	0	0	0	12
22t)	Henry, LA-C (TE)	2	0	2	0	0	12
22t)	Holmes, Buf. (WR)	2	0	2	0	0	12
22t)	Hurns, Jac. (WR)	2	0	2	0	0	12
22t)	James, Pit. (TE)	2	0	2	0	0	12
22t)	Kelce, K.C. (TE)	2	0	2	0	0	12
22t)	*Kizer, Cle. (QB)	2	2	0	0	0	12
22t)	Kroft, Cin. (TE)	2	0	2	0	0	12
22t)	Landry, Mia. (WR)	2	0	2	0	0	12
22t)	D. Lewis, N.E. (RB)	2	2	0	0	0	12
22t)	Lynch, Oak. (RB)	2	2	0	0	0	12
22t)	*Mack, Ind. (RB)	2	2	0	0	0	12
22t)	Maclin, Bal. (WR)	2	0	2	0	0	12
22t)	L. Miller, Hou. (RB)	2	1	1	0	0	12
22t)	Murray, Ten. (RB)	2	2	0	0	0	12
22t)	Patterson, Oak. (WR)	2	2	0	0	0	12
22t)	Powell, NY-J (RB)	2	2	0	0	0	12
22t)	Sanders, Den. (WR)	2	0	2	0	0	12
22t)	Seferian-Jenkins, NY-J (TE)	2	0	2	0	0	12
22t)	*J. Smith, Ten. (TE)	2	0	2	0	0	12
22t)	*Smith-Schuster, Pit. (WR)	2	0	2	0	0	12
22t)	Stills, Mia. (WR)	2	0	2	0	0	12
22t)	Thomas, K.C. (WR)	2	0	2	0	0	12
22t)	West, Bal. (RB)	2	2	0	0	0	12

**WEEK 6 / THROUGH MONDAY, OCTOBER 16, 2017****AFC / LEADING SCORERS, KICKERS**

Rank	Player, Team	PAT	FG	Pct	Long	Pts
1)	Succop, Ten.	14/14	16/17	.941	52	62
2)	Gostkowski, N.E.	17/18	13/14	.929	58	56
3)	Myers, Jac.	15/17	11/15	.733	47	48
4t)	Fairbairn, Hou.	15/17	10/10	1.000	50	45
4t)	Vinatieri, Ind.	9/11	12/13	.923	52	45
6)	Boswell, Pit.	11/11	11/13	.846	49	44
7)	Catanzaro, NY-J	10/10	11/13	.846	57	43
8)	Hauschka, Buf.	8/ 8	11/12	.917	56	41
9t)	Tavecchio, Oak.	13/14	9/ 9	1.000	52	40
9t)	Tucker, Bal.	10/10	10/12	.833	50	40
11t)	*Butker, Car.-K.C.	6/ 6	10/11	.909	49	36
11t)	McManus, Den.	12/12	8/13	.615	46	36
13)	Bullock, Cin.	9/ 9	7/ 8	.875	46	30
14)	Parkey, Mia.	4/ 6	7/ 7	1.000	54	25
15)	Santos, K.C.	12/12	3/ 3	1.000	39	21
16)	*Gonzalez, Cle.	11/11	3/ 6	.500	41	20
17)	*Koo, LA-C	9/ 9	3/ 6	.500	41	18
18)	Novak, LA-C	5/ 5	3/ 4	.750	32	14

**AFC / TOUCHBACKS ON KICKOFFS**

Rank	Player, Team	TB
1t)	Fairbairn, Hou.	26
1t)	Myers, Jac.	26
3)	Tavecchio, Oak.	22
4)	Succop, Ten.	20
5t)	Catanzaro, NY-J	19
5t)	*Sanchez, Ind.	19
7)	McManus, Den.	18
8t)	Boswell, Pit.	17
8t)	*Butker, Car.-K.C.	17
8t)	Tucker, Bal.	17
11)	Gostkowski, N.E.	16
12)	Bullock, Cin.	13
13t)	*Gonzalez, Cle.	12
13t)	Hauschka, Buf.	12
15)	Santos, K.C.	10
16t)	*Koo, LA-C	8
16t)	Parkey, Mia.	8
18)	Novak, LA-C	1

**WEEK 6 / THROUGH MONDAY, OCTOBER 16, 2017**

**AFC / MOST YARDS FROM SCRIMMAGE**

Rank	Player, Team	Total			Rushing			Receiving		
		Yards	Att+Rec	Avg	Yards	Att	Avg	Yards	Rec	Avg
1)	*K. Hunt, K.C. (RB)	885	127	7.0	630	106	5.9	255	21	12.1
2)	*Fournette, Jac. (RB)	732	145	5.0	596	130	4.6	136	15	9.1
3)	Bell, Pit. (RB)	706	164	4.3	550	134	4.1	156	30	5.2
4)	Brown, Pit. (WR)	700	48	14.6	0	0	---	700	48	14.6
5)	Gordon, LA-C (RB)	578	127	4.6	356	99	3.6	222	28	7.9
6)	L. Miller, Hou. (RB)	547	113	4.8	372	98	3.8	175	15	11.7
7)	Green, Cin. (WR)	504	32	15.8	0	0	---	504	32	15.8
8)	Hilton, Ind. (WR)	485	25	19.4	0	0	---	485	25	19.4
9)	Cooks, N.E. (WR)	482	27	17.9	10	3	3.3	472	24	19.7
10)	McCoy, Buf. (RB)	468	114	4.1	279	87	3.2	189	27	7.0
11)	Allen, LA-C (WR)	446	33	13.5	0	0	---	446	33	13.5
12t)	Ajayi, Mia. (RB)	414	109	3.8	391	102	3.8	23	7	3.3
12t)	C. Anderson, Den. (RB)	414	92	4.5	347	82	4.2	67	10	6.7
14)	Hill, K.C. (WR)	405	37	10.9	15	7	2.1	390	30	13.0
15)	Gronkowski, N.E. (TE)	401	26	15.4	0	0	---	401	26	15.4
16)	Murray, Ten. (RB)	399	82	4.9	313	68	4.6	86	14	6.1
17)	Kelce, K.C. (TE)	397	35	11.3	7	2	3.5	390	33	11.8
18)	Allen, Bal. (RB)	395	99	4.0	281	76	3.7	114	23	5.0
19)	Gore, Ind. (RB)	388	95	4.1	288	85	3.4	100	10	10.0
20)	D. Johnson, Cle. (RB)	386	47	8.2	117	21	5.6	269	26	10.3
21)	Hopkins, Hou. (WR)	382	37	10.3	0	0	---	382	37	10.3
22)	De. Thomas, Den. (WR)	380	28	13.6	0	0	---	380	28	13.6
23)	White, N.E. (RB)	351	56	6.3	99	23	4.3	252	33	7.6
24)	Matthews, Ten. (WR)	350	25	14.0	-3	1	-3.0	353	24	14.7
25)	Henry, Ten. (RB)	342	64	5.3	318	62	5.1	24	2	12.0
26)	Collins, Bal. (RB)	335	52	6.4	335	52	6.4	0	0	---
27t)	Crowell, Cle. (RB)	324	83	3.9	252	74	3.4	72	9	8.0
27t)	Hogan, N.E. (WR)	324	27	12.0	17	3	5.7	307	24	12.8
29)	Powell, NY-J (RB)	312	64	4.9	240	51	4.7	72	13	5.5
30)	Lee, Jac. (WR)	308	21	14.7	17	1	17.0	291	20	14.6
31)	Amendola, N.E. (WR)	307	26	11.8	0	0	---	307	26	11.8
32)	Ivory, Jac. (RB)	305	56	5.4	162	40	4.1	143	16	8.9
33)	Crabtree, Oak. (WR)	304	25	12.2	0	0	---	304	25	12.2
34)	Kearse, NY-J (WR)	299	26	11.5	0	0	---	299	26	11.5
35)	Anderson, NY-J (WR)	296	18	16.4	0	0	---	296	18	16.4
36)	Lynch, Oak. (RB)	295	74	4.0	257	70	3.7	38	4	9.5
37)	Gillislee, N.E. (RB)	290	79	3.7	290	79	3.7	0	0	---
38)	Ty. Williams, LA-C (WR)	287	20	14.4	0	0	---	287	20	14.4
39)	*Foreman, Hou. (RB)	275	53	5.2	207	50	4.1	68	3	22.7
40)	Sanders, Den. (WR)	266	25	10.6	0	0	---	266	25	10.6
41t)	Landry, Mia. (WR)	265	39	6.8	-7	1	-7.0	272	38	7.2
41t)	*Mixon, Cin. (RB)	265	78	3.4	187	67	2.8	78	11	7.1
43)	Walker, Ten. (TE)	259	27	9.6	-2	2	-1.0	261	25	10.4
44)	C. Clay, Buf. (TE)	258	20	12.9	0	0	---	258	20	12.9
45)	Bernard, Cin. (RB)	255	30	8.5	91	20	4.6	164	10	16.4
46)	*McGuire, NY-J (RB)	253	49	5.2	198	44	4.5	55	5	11.0
47)	Bryant, Pit. (WR)	251	19	13.2	20	2	10.0	231	17	13.6
48)	Hurns, Jac. (WR)	244	21	11.6	0	0	---	244	21	11.6
49)	Wallace, Bal. (WR)	243	16	15.2	4	1	4.0	239	15	15.9
50)	Moncrief, Ind. (WR)	241	16	15.1	0	0	---	241	16	15.1

**WEEK 6 / THROUGH MONDAY, OCTOBER 16, 2017****AFC / LEADERS IN FIRST DOWNS**

Rank	Player, Team	Rush	Rec	Tot
1)	Bell, Pit. (RB)	36	8	44
2t)	Gordon, LA-C (RB)	22	13	35
2t)	*K. Hunt, K.C. (RB)	24	11	35
4)	Brown, Pit. (WR)	0	30	30
5)	*Fournette, Jac. (RB)	24	5	29
6)	L. Miller, Hou. (RB)	17	9	26
7t)	Allen, Bal. (RB)	16	9	25
7t)	Allen, LA-C (WR)	0	25	25
7t)	Hopkins, Hou. (WR)	0	25	25
10)	McCoy, Buf. (RB)	15	9	24
11)	Kelce, K.C. (TE)	2	20	22
12)	Ajayi, Mia. (RB)	20	1	21
13t)	Green, Cin. (WR)	0	20	20
13t)	Landry, Mia. (WR)	0	20	20
15t)	C. Anderson, Den. (RB)	17	2	19
15t)	Cooks, N.E. (WR)	1	18	19
15t)	Gronkowski, N.E. (TE)	0	19	19
15t)	D. Johnson, Cle. (RB)	8	11	19
19t)	Amendola, N.E. (WR)	0	18	18
19t)	Hill, K.C. (WR)	0	18	18
19t)	Hilton, Ind. (WR)	0	18	18
19t)	Walker, Ten. (TE)	1	17	18
23t)	Crowell, Cle. (RB)	13	4	17
23t)	Gillislee, N.E. (RB)	17	0	17
23t)	*Mixon, Cin. (RB)	13	4	17
23t)	De. Thomas, Den. (WR)	0	17	17
23t)	White, N.E. (RB)	4	13	17
28t)	Crabtree, Oak. (WR)	0	16	16
28t)	Hogan, N.E. (WR)	1	15	16
28t)	Lee, Jac. (WR)	1	15	16
28t)	Matthews, Ten. (WR)	0	16	16
32t)	Henry, Ten. (RB)	14	1	15
32t)	Hurns, Jac. (WR)	0	15	15
32t)	Ivory, Jac. (RB)	8	7	15
32t)	Murray, Ten. (RB)	10	5	15
32t)	Sanders, Den. (WR)	0	15	15
37t)	Gore, Ind. (RB)	10	4	14
37t)	Lynch, Oak. (RB)	13	1	14
37t)	Moncrief, Ind. (WR)	0	14	14
40t)	Kearse, NY-J (WR)	0	13	13
40t)	West, Bal. (RB)	11	2	13
42t)	Charles, Den. (RB)	11	1	12
42t)	C. Clay, Buf. (TE)	0	12	12
42t)	Collins, Bal. (RB)	12	0	12
42t)	Decker, Ten. (WR)	0	12	12
42t)	Henry, LA-C (TE)	0	12	12
42t)	Powell, NY-J (RB)	7	5	12
42t)	Richard, Oak. (RB)	6	6	12
42t)	*Smith-Schuster, Pit. (WR)	0	12	12
42t)	Turbin, Ind. (RB)	9	3	12
42t)	Ty. Williams, LA-C (WR)	0	12	12
42t)	A. Wilson, K.C. (WR)	1	11	12

**WEEK 6 / THROUGH MONDAY, OCTOBER 16, 2017****AFC / LEADING PUNTERS**

Rank	Player, Team	No	Yards	Lg	Avg	TB	Blk	Dwn	OB	Opp Ret	In	Net	
1)	King, Oak.	27	1422	65	52.7	2	0	2	2	16	102	13	47.4
2)	Kern, Ten.	29	1493	71	51.5	2	0	1	7	15	92	10	46.9
3)	Colquitt, Cle.	31	1564	67	50.5	0	1	5	1	21	213	10	42.2
4)	Lechler, Hou.	32	1602	68	50.1	0	0	3	2	20	287	11	41.1
5)	Kaser, LA-C	28	1397	68	49.9	5	0	3	2	17	150	10	41.0
6)	Edwards, NY-J	30	1416	70	47.2	2	0	3	4	14	109	12	42.2
7)	Huber, Cin.	26	1220	61	46.9	0	0	2	3	16	153	13	41.0
8)	*Haack, Mia.	27	1265	64	46.9	3	0	6	3	10	94	9	41.1
9)	*Sanchez, Ind.	33	1526	61	46.2	1	0	4	10	8	36	13	44.5
10)	Koch, Bal.	33	1520	67	46.1	2	0	8	5	13	81	12	42.4
11)	Schmidt, Buf.	28	1284	60	45.9	4	0	1	0	15	88	9	39.9
12)	Dixon, Den.	18	822	55	45.7	1	0	3	2	7	64	6	41.0
13)	Colquitt, K.C.	25	1119	63	44.8	3	0	4	1	7	79	12	39.2
14)	Nortman, Jac.	32	1408	61	44.0	1	1	2	9	8	100	12	39.0
15)	R. Allen, N.E.	26	1108	60	42.6	1	0	5	3	15	98	8	38.1
16)	Berry, Pit.	28	1162	62	41.5	2	0	3	6	9	85	10	37.0

**AFC / LEADING PUNTERS, NET AVERAGE**

Rank	Player, Team	No	Yards	Lg	Avg	TB	Blk	Dwn	OB	Opp Ret	In	Net	
1)	King, Oak.	27	1422	65	52.7	2	0	2	2	16	102	13	47.4
2)	Kern, Ten.	29	1493	71	51.5	2	0	1	7	15	92	10	46.9
3)	*Sanchez, Ind.	33	1526	61	46.2	1	0	4	10	8	36	13	44.5
4)	Koch, Bal.	33	1520	67	46.1	2	0	8	5	13	81	12	42.4
5)	Edwards, NY-J	30	1416	70	47.2	2	0	3	4	14	109	12	42.2
6)	Colquitt, Cle.	31	1564	67	50.5	0	1	5	1	21	213	10	42.2
7)	*Haack, Mia.	27	1265	64	46.9	3	0	6	3	10	94	9	41.1
8)	Lechler, Hou.	32	1602	68	50.1	0	0	3	2	20	287	11	41.1
9)	Huber, Cin.	26	1220	61	46.9	0	0	2	3	16	153	13	41.0
10)	Dixon, Den.	18	822	55	45.7	1	0	3	2	7	64	6	41.0
11)	Kaser, LA-C	28	1397	68	49.9	5	0	3	2	17	150	10	41.0
12)	Schmidt, Buf.	28	1284	60	45.9	4	0	1	0	15	88	9	39.9
13)	Colquitt, K.C.	25	1119	63	44.8	3	0	4	1	7	79	12	39.2
14)	Nortman, Jac.	32	1408	61	44.0	1	1	2	9	8	100	12	39.0
15)	R. Allen, N.E.	26	1108	60	42.6	1	0	5	3	15	98	8	38.1
16)	Berry, Pit.	28	1162	62	41.5	2	0	3	6	9	85	10	37.0

**WEEK 6 / THROUGH MONDAY, OCTOBER 16, 2017****AFC / PUNT RETURN LEADERS**

Rank	Player, Team	Ret	FC	Yards	Avg	Long	TD
1)	Amendola, N.E.	9	6	132	14.7	40	0
2)	Campanaro, Bal.	14	6	193	13.8	77t	1
3)	Hill, K.C.	11	3	139	12.6	82t	1
4)	Tate, Buf.	8	0	96	12.0	40	0
5)	*Jackson, Ten.	11	3	128	11.6	46	0
6)	*McKenzie, Den.	14	4	139	9.9	31	0
7)	Ervin, Hou.	8	4	60	7.5	21	0
8)	Erickson, Cin.	20	6	139	7.0	26	0
9)	Grant, Mia.	9	3	61	6.8	14	0
10)	*Peppers, Cle.	17	7	109	6.4	25	0
11)	Benjamin, LA-C	12	7	76	6.3	23	0
12)	Kerley, NY-J	9	7	52	5.8	15	0
13)	Rogers, Pit.	8	5	46	5.8	15	0
14)	Richard, Oak.	11	3	55	5.0	13	0
15)	Bray, Ind.	12	5	46	3.8	16	0

**AFC / KICKOFF RETURN LEADERS**

Rank	Player, Team	Ret	Yards	Avg	Long	TD
1)	Patterson, Oak.	9	278	30.9	49	0
2)	A. Hunt, K.C.	8	226	28.3	42	0
3)	Erickson, Cin.	7	184	26.3	41	0
4)	Bray, Ind.	13	319	24.5	60	0
5)	*Jackson, Ten.	9	200	22.2	48	0
6)	D. Lewis, N.E.	8	156	19.5	26	0



**WEEK 6 / THROUGH MONDAY, OCTOBER 16, 2017****AFC / LEADERS IN INTERCEPTIONS**

Rank	Player, Team	Int	Yards	Avg	Long	TD
1)	Hyde, Buf.	4	62	15.5	37	0
2t)	Gipson, Jac.	3	76	25.3	67	0
2t)	*Hooker, Ind.	3	73	24.3	32	0
2t)	McCourty, Cle.	3	59	19.7	56t	1
5t)	Joseph, Hou.	2	85	42.5	82t	1
5t)	Peters, K.C.	2	54	27.0	38	0
5t)	Smith, Jac.	2	30	15.0	28t	1
5t)	*Cole, Hou.	2	28	14.0	25t	1
5t)	Melvin, Ind.	2	28	14.0	21	0
5t)	Carr, Bal.	2	24	12.0	20	0
5t)	Bouye, Jac.	2	19	9.5	19	0
5t)	Ramsey, Jac.	2	16	8.0	15	0
5t)	Brooks, NY-J	2	13	6.5	13	0
5t)	Poyer, Buf.	2	13	6.5	13	0
5t)	Webb, Bal.	2	10	5.0	10	0
5t)	Hal, Hou.	2	3	1.5	3	0
5t)	Shazier, Pit.	2	2	1.0	2	0
5t)	Weddle, Bal.	2	2	1.0	2	0
5t)	Mitchell, K.C.	2	0	0.0	0	0
5t)	M. Butler, N.E.	2	-1	-0.5	1	0
21t)	Talib, Den.	1	103	103.0	103t	1
21t)	Jackson, Cin.	1	75	75.0	75t	1
21t)	Church, Jac.	1	51	51.0	51t	1
21t)	Burris, NY-J	1	48	48.0	48	0
21t)	Gilmore, N.E.	1	39	39.0	39	0
21t)	Mosley, Bal.	1	31	31.0	31	0
21t)	Kindred, Cle.	1	30	30.0	30	0
21t)	Claiborne, NY-J	1	28	28.0	28	0
21t)	*Bowser, Bal.	1	27	27.0	27	0
21t)	Simon, Ind.	1	26	26.0	26t	1
21t)	C. Harris, Den.	1	23	23.0	23	0
21t)	Tr. Williams, LA-C	1	21	21.0	21	0
21t)	Hilton, Pit.	1	19	19.0	19	0
21t)	M. Gilchrist, Hou.	1	17	17.0	17	0
21t)	*Watt, Pit.	1	17	17.0	17	0
21t)	Boston, LA-C	1	15	15.0	15	0
21t)	Jones, Mia.	1	15	15.0	15	0
21t)	Iloka, Cin.	1	14	14.0	14	0
21t)	T. Smith, Ten.	1	14	14.0	14	0
21t)	*White, Buf.	1	14	14.0	14	0
21t)	Harmon, N.E.	1	12	12.0	12	0
21t)	*Maye, NY-J	1	12	12.0	12	0
21t)	Ealy, NY-J	1	9	9.0	9	0
21t)	Searcy, Ten.	1	8	8.0	8	0
21t)	J. Smith, Bal.	1	8	8.0	8	0
21t)	Byard, Ten.	1	7	7.0	7	0
21t)	Fejedelem, Cin.	1	5	5.0	5	0
21t)	Phillips, LA-C	1	4	4.0	4	0
21t)	Riley, Ten.	1	2	2.0	2	0
21t)	Gaines, Buf.	1	1	1.0	1	0
21t)	Pullard, LA-C	1	1	1.0	1	0
21t)	Farley, Ind.	1	0	0.0	0	0
21t)	McCourty, N.E.	1	0	0.0	0	0
21t)	Roby, Den.	1	0	0.0	0	0
21t)	Simmons, Den.	1	0	0.0	0	0
21t)	Skrine, NY-J	1	0	0.0	0	0
21t)	Vigil, Cin.	1	0	0.0	0	0
21t)	Wilcox, Pit.	1	0	0.0	0	0
21t)	Jones, K.C.	1	-3	-3.0	-3	0

**WEEK 6 / THROUGH MONDAY, OCTOBER 16, 2017****AFC / LEADERS IN SACKS**

Rank	Player, Team	Sacks
1)	Campbell, Jac. (DE)	8.0
2)	Ingram, LA-C (LB)	7.5
3t)	Bosa, LA-C (DE)	5.5
3t)	Houston, K.C. (LB)	5.5
5)	Miller, Den. (LB)	5.0
6)	Suggs, Bal. (LB)	4.5
7t)	Atkins, Cin. (DT)	4.0
7t)	Fowler, Jac. (DE)	4.0
7t)	Mack, Oak. (DE)	4.0
7t)	Ngakoue, Jac. (DE)	4.0
7t)	Williams, Pit. (LB)	4.0
12t)	T. Flowers, N.E. (DE)	3.5
12t)	Jones, K.C. (DE)	3.5
12t)	*Lawson, Cin. (DE)	3.5
12t)	Van Noy, N.E. (LB)	3.5
12t)	Wake, Mia. (DE)	3.5
17t)	Branch, Mia. (DE)	3.0
17t)	Chickillo, Pit. (LB)	3.0
17t)	Clowney, Hou. (LB)	3.0
17t)	Edwards, Oak. (DE)	3.0
17t)	*Garrett, Cle. (DE)	3.0
17t)	Heyward, Pit. (DE)	3.0
17t)	Hughes, Buf. (DE)	3.0
17t)	M. Johnson, Cin. (DE)	3.0
17t)	McCain, LA-C (DE)	3.0
17t)	Morgan, Ten. (LB)	3.0
17t)	Simon, Ind. (LB)	3.0
17t)	*Watt, Pit. (LB)	3.0
17t)	*Wise, N.E. (DE)	3.0
30)	Sheard, Ind. (LB)	2.5
31t)	Alexander, Buf. (LB)	2.0
31t)	Bailey, K.C. (DE)	2.0
31t)	Barrett, Den. (LB)	2.0
31t)	Bass, Sea.-NY-J (LB)	2.0
31t)	Burgess, Cle. (LB)	2.0
31t)	Casey, Ten. (DE)	2.0
31t)	Dennard, Cin. (DB)	2.0
31t)	Dupree, Pit. (LB)	2.0
31t)	Ford, K.C. (LB)	2.0
31t)	*Hairston, Ind. (DB)	2.0
31t)	Hargrave, Pit. (NT)	2.0
31t)	S. Harris, Den. (DE)	2.0
31t)	Hightower, N.E. (LB)	2.0
31t)	Irvin, Oak. (LB)	2.0
31t)	Jefferson, Bal. (DB)	2.0
31t)	Judon, Bal. (LB)	2.0
31t)	Lawson, Buf. (DE)	2.0
31t)	McKinney, Hou. (LB)	2.0
31t)	Ogbah, Cle. (DE)	2.0
31t)	Philon, LA-C (DE)	2.0
31t)	Poyer, Buf. (DB)	2.0
31t)	Suh, Mia. (DT)	2.0
31t)	Webb, Bal. (DB)	2.0

**WEEK 6 / THROUGH MONDAY, OCTOBER 16, 2017****AFC / FUMBLE RECOVERIES**

Rank	Player, Team	TotRec	OffRec	DefRec
1t)	Brissett, Ind.	4	4	0
1t)	McCown, NY-J	4	4	0
3t)	Andrews, N.E.	2	2	0
3t)	Campanaro, Bal.	2	2	0
3t)	Clowney, Hou.	2	0	2
3t)	Cowser, Oak.	2	0	2
3t)	Hill, K.C.	2	2	0
3t)	Jones, Mia.	2	0	2
3t)	*McKenzie, Den.	2	2	0
3t)	Pierce, Bal.	2	0	2
3t)	A. Smith, K.C.	2	2	0
12t)	Amerson, Oak.	1	0	1
12t)	Benjamin, LA-C	1	1	0
12t)	Bishop, NY-J	1	0	1
12t)	Bodine, Cin.	1	1	0
12t)	Brown, Pit.	1	1	0
12t)	Burns, Pit.	1	0	1
12t)	Byard, Ten.	1	0	1
12t)	Carr, Oak.	1	1	0
12t)	Clark, Hou.	1	1	0
12t)	Coley, Cle.	1	0	1
12t)	Colvin, Jac.	1	0	1
12t)	Crowell, Cle.	1	1	0
12t)	Dalton, Cin.	1	1	0
12t)	*Dawkins, Buf.	1	1	0
12t)	Dunn, Hou.	1	0	1
12t)	Erickson, Cin.	1	1	0
12t)	Flacco, Bal.	1	1	0
12t)	Fowler, Jac.	1	0	1
12t)	George, Ind.	1	0	1
12t)	Gore, Ind.	1	1	0
12t)	Grant, Mia.	1	1	0
12t)	Hayward, LA-C	1	0	1
12t)	Heyward, Pit.	1	0	1
12t)	*Hogan, Ind.	1	1	0
12t)	Holton, Oak.	1	0	1
12t)	Houston, K.C.	1	0	1
12t)	Hudson, Oak.	1	1	0
12t)	Hull, Mia.	1	0	1
12t)	Ingram, LA-C	1	0	1
12t)	Jack, Jac.	1	0	1
12t)	James, Mia.	1	1	0
12t)	Johnson, K.C.	1	0	1
12t)	D. Johnson, Cle.	1	1	0
12t)	Jones, Jac.	1	0	1
12t)	Joseph, Oak.	1	0	1
12t)	Judon, Bal.	1	0	1
12t)	Kirksey, Cle.	1	0	1
12t)	*Kizer, Cle.	1	1	0
12t)	Latimer, Den.	1	1	0
12t)	Mason, N.E.	1	1	0
12t)	McCourty, N.E.	1	0	1
12t)	Mills, Buf.	1	1	0
12t)	Milton, Ind.	1	1	0
12t)	Mosley, Bal.	1	0	1
12t)	Ngakoue, Jac.	1	0	1
12t)	Ogbah, Cle.	1	0	1
12t)	Omameh, Jac.	1	1	0
12t)	Orchard, Cle.	1	1	0
12t)	*Peppers, Cle.	1	1	0
12t)	Poyer, Buf.	1	0	1
12t)	Richard, Oak.	1	1	0
12t)	Roberts, N.E.	1	0	1
12t)	*C. Robinson, Jac.	1	1	0
12t)	Shazier, Pit.	1	0	1
12t)	Sherman, K.C.	1	0	1
12t)	Siemian, Den.	1	1	0
12t)	Skrine, NY-J	1	0	1
12t)	J. Smith, Bal.	1	0	1
12t)	Smith, Jac.	1	0	1
12t)	Tolzien, Ind.	1	1	0
12t)	Travis, K.C.	1	1	0
12t)	Walden, Ten.	1	0	1
12t)	Washington, Oak.	1	1	0
12t)	West, K.C.	1	1	0
12t)	*White, Buf.	1	0	1
12t)	Woodyard, Ten.	1	0	1
12t)	Wright, Buf.	1	1	0

**WEEK 6 / THROUGH MONDAY, OCTOBER 16, 2017****AFC / OFFENSIVE FUMBLE RECOVERIES**

Rank	Player, Team	Ret	Yards	Avg	Long	TD
1t)	Brissett, Ind.	4	0	0.0	0	0
1t)	McCown, NY-J	4	0	0.0	0	0
3t)	Andrews, N.E.	2	0	0.0	0	0
3t)	Campanaro, Bal.	2	0	0.0	0	0
3t)	Hill, K.C.	2	0	0.0	0	0
3t)	*McKenzie, Den.	2	0	0.0	0	0
3t)	A. Smith, K.C.	2	0	0.0	0	0
8t)	Benjamin, LA-C	1	0	0.0	0	0
8t)	Bodine, Cin.	1	0	0.0	0	0
8t)	Brown, Pit.	1	0	0.0	0	0
8t)	Carr, Oak.	1	0	0.0	0	0
8t)	Clark, Hou.	1	0	0.0	0	0
8t)	Crowell, Cle.	1	0	0.0	0	0
8t)	Dalton, Cin.	1	0	0.0	0	0
8t)	*Dawkins, Buf.	1	0	0.0	0	0
8t)	Erickson, Cin.	1	0	0.0	0	0
8t)	Flacco, Bal.	1	0	0.0	0	0
8t)	Gore, Ind.	1	0	0.0	0	0
8t)	Grant, Mia.	1	0	0.0	0	0
8t)	*Hogan, Ind.	1	0	0.0	0	0
8t)	Hudson, Oak.	1	0	0.0	0	0
8t)	James, Mia.	1	0	0.0	0	0
8t)	D. Johnson, Cle.	1	0	0.0	0	0
8t)	*Kizer, Cle.	1	0	0.0	0	0
8t)	Latimer, Den.	1	0	0.0	0	0
8t)	Mason, N.E.	1	0	0.0	0	0
8t)	Mills, Buf.	1	0	0.0	0	0
8t)	Milton, Ind.	1	0	0.0	0	0
8t)	Omameh, Jac.	1	0	0.0	0	0
8t)	Orchard, Cle.	1	0	0.0	0	0
8t)	*Peppers, Cle.	1	0	0.0	0	0
8t)	Richard, Oak.	1	0	0.0	0	0
8t)	*C. Robinson, Jac.	1	0	0.0	0	0
8t)	Siemian, Den.	1	0	0.0	0	0
8t)	Tolzien, Ind.	1	0	0.0	0	0
8t)	Travis, K.C.	1	0	0.0	0	0
8t)	Washington, Oak.	1	0	0.0	0	0
8t)	West, K.C.	1	0	0.0	0	0
8t)	Wright, Buf.	1	0	0.0	0	0

**WEEK 6 / THROUGH MONDAY, OCTOBER 16, 2017****AFC / DEFENSIVE FUMBLE RECOVERIES**

Rank	Player, Team	Ret	Yards	Avg	Long	TD
1t)	Clowney, Hou.	2	71	35.5	49	1
1t)	Jones, Mia.	2	38	19.0	38t	1
1t)	Cowser, Oak.	2	0	0.0	0	0
1t)	Pierce, Bal.	2	0	0.0	0	0
5t)	Jack, Jac.	1	81	81.0	81t	1
5t)	Fowler, Jac.	1	53	53.0	53t	1
5t)	Smith, Jac.	1	52	52.0	52	0
5t)	*White, Buf.	1	52	52.0	52t	1
5t)	J. Smith, Bal.	1	47	47.0	47t	1
5t)	Poyer, Buf.	1	32	32.0	32	0
5t)	Houston, K.C.	1	13	13.0	13t	1
5t)	Hayward, LA-C	1	11	11.0	11	0
5t)	Coley, Cle.	1	7	7.0	7	0
5t)	Byard, Ten.	1	6	6.0	6	0
5t)	Shazier, Pit.	1	5	5.0	5	0
5t)	Johnson, K.C.	1	3	3.0	3	0
5t)	Amerson, Oak.	1	0	0.0	0	0
5t)	Bishop, NY-J	1	0	0.0	0	0
5t)	Burns, Pit.	1	0	0.0	0	0
5t)	Colvin, Jac.	1	0	0.0	0	0
5t)	Dunn, Hou.	1	0	0.0	0	0
5t)	George, Ind.	1	0	0.0	0	0
5t)	Heyward, Pit.	1	0	0.0	0	0
5t)	Holton, Oak.	1	0	0.0	0	0
5t)	Hull, Mia.	1	0	0.0	0	0
5t)	Ingram, LA-C	1	0	0.0	0	0
5t)	Jones, Jac.	1	0	0.0	0	0
5t)	Joseph, Oak.	1	0	0.0	0	0
5t)	Judon, Bal.	1	0	0.0	0	0
5t)	Kirksey, Cle.	1	0	0.0	0	0
5t)	McCourty, N.E.	1	0	0.0	0	0
5t)	Mosley, Bal.	1	0	0.0	0	0
5t)	Ngakoue, Jac.	1	0	0.0	0	0
5t)	Ogbah, Cle.	1	0	0.0	0	0
5t)	Roberts, N.E.	1	0	0.0	0	0
5t)	Sherman, K.C.	1	0	0.0	0	0
5t)	Skrine, NY-J	1	0	0.0	0	0
5t)	Walden, Ten.	1	0	0.0	0	0
5t)	Woodyard, Ten.	1	0	0.0	0	0

**WEEK 6 / THROUGH MONDAY, OCTOBER 16, 2017****NFC / LEADING PASSERS**

Player, Team	Att	Comp	Pct		Avg		Pct			Pct Rating	
			Comp	Yds	Gain	TD	TD	Long	Int	Int	Points
Cousins, Was.	158	105	66.5	1334	8.44	9	5.7	74	2	1.3	106.4
A. Rodgers, G.B.	193	128	66.3	1385	7.18	13	6.7	72	3	1.6	103.2
Brees, N.O.	183	126	68.9	1321	7.22	10	5.5	52	2	1.1	103.2
Wentz, Phi.	207	126	60.9	1584	7.65	13	6.3	72t	3	1.4	99.6
Goff, LA-R	185	111	60.0	1484	8.02	8	4.3	69	3	1.6	93.2
Prescott, Dal.	179	112	62.6	1192	6.66	11	6.1	53	4	2.2	93.1
Keenum, Min.	159	102	64.2	1134	7.13	5	3.1	59t	1	0.6	93.1
Winston, T.B.	164	99	60.4	1259	7.68	7	4.3	58t	3	1.8	91.0
Wilson, Sea.	178	111	62.4	1222	6.87	8	4.5	46	3	1.7	90.6
Manning, NY-G	221	148	67.0	1466	6.63	9	4.1	77t	5	2.3	89.7
Stafford, Det.	225	136	60.4	1428	6.35	12	5.3	45t	4	1.8	89.3
Ryan, Atl.	170	112	65.9	1357	7.98	6	3.5	88t	6	3.5	87.3
Palmer, Ariz	249	154	61.8	1856	7.45	9	3.6	46	6	2.4	86.7
Newton, Car.	197	127	64.5	1476	7.49	9	4.6	64	8	4.1	85.3
Glennon, Chi.	140	93	66.4	833	5.95	4	2.9	29	5	3.6	76.9
Hoyer, S.F.	205	119	58.0	1245	6.07	4	2.0	59	4	2.0	74.1

**NFC / LEADING PASSERS, RANKS**

Player, Team	Att	Comp	Pct		Avg		Pct			Pct Rating	
			Comp	Yds	Gain	TD	TD	Long	Int	Int	Points
Cousins, Was.	15	13	3	9	1	6t	4		2t	3	1
A. Rodgers, G.B.	7	4	5	7	9	1t	1		4t	5	2
Brees, N.O.	9	6t	1	10	8	5	5		2t	2	3
Wentz, Phi.	4	6t	12	2	5	1t	2		4t	4	4
Goff, LA-R	8	11t	15	3	2	10t	9		4t	6	5
Prescott, Dal.	10	9t	9	14	12	4	3		9t	11	6
Keenum, Min.	14	14	8	15	10	14	14		1	1	7
Winston, T.B.	13	15	14	11	4	12	10		4t	9	8
Wilson, Sea.	11	11t	10	13	11	10t	8		4t	7	9
Manning, NY-G	3	2	2	5	13	6t	11		12t	12	10
Stafford, Det.	2	3	13	6	14	3	6		9t	8	11
Ryan, Atl.	12	9t	6	8	3	13	13		14t	14	12
Palmer, Ariz	1	1	11	1	7	6t	12		14t	13	13
Newton, Car.	6	5	7	4	6	6t	7		16	16	14
Glennon, Chi.	16	16	4	16	16	15t	15		12t	15	15
Hoyer, S.F.	5	8	16	12	15	15t	16		9t	10	16

**WEEK 6 / THROUGH MONDAY, OCTOBER 16, 2017****NFC / FOURTH-QUARTER PASSING LEADERS**

Rank	Player, Team	Att	Comp	Comp%	Yards	YPA	TD	TD%	Int	Int%	Rating
1)	Wilson, Sea.	45	30	66.7	365	8.11	5	11.1	0	0.0	128.5
2)	Fitzpatrick, T.B.	14	11	78.6	144	10.29	2	14.3	1	7.1	119.3
3)	A. Rodgers, G.B.	54	34	63.0	359	6.65	6	11.1	0	0.0	119.3
4)	Brees, N.O.	52	41	78.8	387	7.44	3	5.8	1	1.9	108.9
5)	Manning, NY-G	65	44	67.7	528	8.12	5	7.7	2	3.1	105.2
6)	Hoyer, S.F.	57	31	54.4	330	5.79	4	7.0	0	0.0	94.9
7)	Winston, T.B.	48	31	64.6	442	9.21	2	4.2	2	4.2	90.8
8)	Cousins, Was.	35	23	65.7	291	8.31	1	2.9	1	2.9	89.1
9)	Glennon, Chi.	69	45	65.2	410	5.94	2	2.9	1	1.4	84.8
10)	Palmer, Ariz	80	46	57.5	573	7.16	2	2.5	1	1.3	83.0
11)	Wentz, Phi.	52	31	59.6	307	5.90	2	3.8	1	1.9	81.2
12)	Ryan, Atl.	51	30	58.8	424	8.31	3	5.9	3	5.9	80.8
13)	Stafford, Det.	58	29	50.0	379	6.53	4	6.9	2	3.4	79.6
14)	Prescott, Dal.	57	31	54.4	417	7.32	3	5.3	3	5.3	73.5
15)	Keenum, Min.	39	22	56.4	184	4.72	0	0.0	0	0.0	68.8
16)	*Beathard, S.F.	16	8	50.0	112	7.00	1	6.3	1	6.3	67.7
17)	Goff, LA-R	41	20	48.8	341	8.32	1	2.4	2	4.9	65.2
18)	Newton, Car.	46	26	56.5	258	5.61	1	2.2	3	6.5	52.6
19)	Hundley, G.B.	24	13	54.2	96	4.00	0	0.0	2	8.3	29.2

**NFC / THIRD-DOWN PASSING LEADERS**

Rank	Player, Team	Att	Comp	Comp%	Yards	YPA	TD	TD%	Int	Int%	Rating
1)	Wentz, Phi.	63	42	66.7	642	10.19	7	11.1	1	1.6	130.5
2)	Stafford, Det.	66	39	59.1	487	7.38	6	9.1	0	0.0	112.4
3)	Brees, N.O.	50	34	68.0	358	7.16	3	6.0	0	0.0	108.6
4)	Ryan, Atl.	38	26	68.4	338	8.89	2	5.3	1	2.6	102.7
5)	A. Rodgers, G.B.	44	24	54.5	348	7.91	4	9.1	1	2.3	101.3
6)	Manning, NY-G	58	38	65.5	359	6.19	3	5.2	0	0.0	99.7
7)	Goff, LA-R	57	35	61.4	406	7.12	4	7.0	1	1.8	99.0
8)	Cousins, Was.	52	31	59.6	388	7.46	4	7.7	2	3.8	92.5
9)	Prescott, Dal.	48	32	66.7	340	7.08	2	4.2	1	2.1	92.4
10)	Keenum, Min.	46	29	63.0	306	6.65	1	2.2	0	0.0	89.6
11)	Glennon, Chi.	41	29	70.7	291	7.10	2	4.9	2	4.9	86.5
12)	Palmer, Ariz	70	40	57.1	501	7.16	2	2.9	2	2.9	77.1
13)	Winston, T.B.	38	20	52.6	284	7.47	0	0.0	0	0.0	77.1
14)	Wilson, Sea.	55	31	56.4	303	5.51	2	3.6	1	1.8	76.6
15)	Hoyer, S.F.	60	35	58.3	283	4.72	2	3.3	1	1.7	74.5
16)	Newton, Car.	52	31	59.6	415	7.98	2	3.8	6	11.5	58.3

**WEEK 6 / THROUGH MONDAY, OCTOBER 16, 2017****NFC / LEADING RUSHERS**

Rank	Player, Team	Att	Yards	Avg	Long	TD
1)	Gurley, LA-R	123	521	4.2	29	4
2)	Howard, Chi.	118	495	4.2	53	4
3)	E. Elliott, Dal.	105	393	3.7	30	2
4)	Blount, Phi.	70	390	5.6	68	1
5)	Hyde, S.F.	86	360	4.2	61	4
6)	*Cook, Min.	74	354	4.8	33	2
7)	Freeman, Atl.	79	353	4.5	44	5
8)	Abdullah, Det.	90	342	3.8	34	1
9)	Ingram, N.O.	67	284	4.2	51	2
10)	Stewart, Car.	85	247	2.9	17	0
11)	Darkwa, NY-G	42	239	5.7	47	1
12)	*Cohen, Chi.	50	226	4.5	46	0
13t)	*A. Jones, G.B.	45	215	4.8	22	2
13t)	A. Peterson, N.O.-Ariz	53	215	4.1	27t	2
15)	T. Coleman, Atl.	38	213	5.6	35	1
16)	*Carson, Sea.	49	208	4.2	30	0
17)	McKinnon, Min.	42	190	4.5	58t	2
18)	Montgomery, G.B.	56	180	3.2	11	2
19)	C. Thompson, Was.	36	175	4.9	61t	2
20)	Rodgers, T.B.	46	168	3.7	36	1
21)	*Perine, Was.	55	166	3.0	12	0
22)	Newton, Car. (QB)	40	161	4.0	16t	3
23)	*Kamara, N.O.	25	158	6.3	25t	1
24)	Wilson, Sea. (QB)	30	154	5.1	29	1
25)	*Breida, S.F.	34	141	4.1	14	0
26)	Wentz, Phi. (QB)	32	133	4.2	24	0
27)	Kelley, Was.	29	131	4.5	21	0
28)	Martin, T.B.	27	127	4.7	27	2
29t)	*Gallman, NY-G	31	126	4.1	15	0
29t)	Prescott, Dal. (QB)	16	126	7.9	21	2
31)	C. Johnson, Ariz	45	114	2.5	11	0
32)	Smallwood, Phi.	29	113	3.9	20	1
33)	Austin, LA-R (WR)	22	108	4.9	27t	1
34)	*McCaffrey, Car.	38	104	2.7	11	0
35)	Cousins, Was. (QB)	19	103	5.4	18	1
36)	Murray, Min.	41	97	2.4	10	0
37)	Morris, Dal.	8	87	10.9	70	0
38)	A. Rodgers, G.B. (QB)	18	83	4.6	18	0
39)	Lacy, Sea.	25	74	3.0	19	0
40)	*Clement, Phi.	25	71	2.8	15t	1
41)	Vereen, NY-G	18	69	3.8	8	0
42t)	Perkins, NY-G	32	61	1.9	14	0
42t)	Sproles, Phi.	15	61	4.1	12	0
44)	Stafford, Det. (QB)	12	57	4.8	15	0
45)	Keenum, Min. (QB)	9	55	6.1	22	0
46)	*Trubisky, Chi. (QB)	7	54	7.7	19	0
47t)	Barber, T.B.	12	49	4.1	14	0
47t)	Ellington, Ariz	13	49	3.8	14	0
49)	K. Williams, Ariz	22	46	2.1	11	1
50t)	Riddick, Det.	18	39	2.2	11	0
50t)	*Samuel, Car. (WR)	2	39	19.5	31	0

**NFC / THIRD-AND-ONE RUSHING LEADERS**

Rank	Player, Team	Att	FD	Pct
1t)	Freeman, Atl.	4	4	100.0
1t)	Palmer, Ariz	4	4	100.0
1t)	Montgomery, G.B.	2	2	100.0
1t)	Murray, Min.	2	2	100.0
1t)	Newton, Car.	2	2	100.0
1t)	Rodgers, T.B.	2	2	100.0
1t)	Stewart, Car.	2	2	100.0
8t)	Blount, Phi.	3	2	66.7
8t)	E. Elliott, Dal.	3	2	66.7
8t)	*A. Jones, G.B.	3	2	66.7
11t)	Gurley, LA-R	10	5	50.0
11t)	T. Coleman, Atl.	4	2	50.0
11t)	Howard, Chi.	4	2	50.0



**WEEK 6 / THROUGH MONDAY, OCTOBER 16, 2017****NFC / LEADERS IN RECEPTIONS**

Rank	Player, Team	Rec	Yards	Avg	Long	TD
1)	Fitzgerald, Ariz	42	465	11.1	37	3
2)	Thielen, Min.	38	489	12.9	45	0
3)	*McCaffrey, Car. (RB)	37	293	7.9	37	2
4)	Tate, Det.	36	363	10.1	45t	2
5)	Ertz, Phi. (TE)	34	405	11.9	53	4
6)	Garcon, S.F.	33	434	13.2	59	0
7t)	D. Adams, G.B.	28	339	12.1	41	5
7t)	Thomas, N.O.	28	321	11.5	33	2
7t)	Ellington, Ariz (RB)	28	257	9.2	24	0
10t)	M. Evans, T.B.	27	371	13.7	41	3
10t)	Funchess, Car.	27	305	11.3	24	3
10t)	Baldwin, Sea.	27	284	10.5	36	1
10t)	Witten, Dal. (TE)	27	229	8.5	28t	2
14t)	Benjamin, Car.	26	371	14.3	43	1
14t)	Cobb, G.B.	26	246	9.5	29	1
14t)	*Cohen, Chi. (RB)	26	158	6.1	19t	1
17t)	Ju. Jones, Atl.	25	367	14.7	34	0
17t)	Beckham, NY-G	25	302	12.1	48t	3
17t)	Nelson, G.B.	25	290	11.6	58	6
20t)	Jeffery, Phi.	24	317	13.2	37	2
20t)	*Engram, NY-G (TE)	24	282	11.8	31	2
20t)	*Kamara, N.O. (RB)	24	159	6.6	38	1
23t)	Diggs, Min.	23	395	17.2	59t	4
23t)	Humphries, T.B.	23	258	11.2	38	0
23t)	Gurley, LA-R (RB)	23	245	10.7	53t	3
23t)	Riddick, Det. (RB)	23	180	7.8	21	1
23t)	Hyde, S.F. (RB)	23	142	6.2	12	0
28t)	Woods, LA-R	22	322	14.6	31	0
28t)	Shepard, NY-G	22	263	12.0	77t	1
28t)	Bennett, G.B. (TE)	22	216	9.8	33	0
31t)	Brate, T.B. (TE)	21	281	13.4	35	4
31t)	Bryant, Dal.	21	264	12.6	36	3
31t)	*Kittle, S.F. (TE)	21	212	10.1	31	1
31t)	Rudolph, Min. (TE)	21	201	9.6	27	2
31t)	Graham, Sea. (TE)	21	179	8.5	33	1
36t)	Agholor, Phi.	20	321	16.1	72t	4
36t)	M. Jones, Det.	20	280	14.0	38	3
36t)	Wright, Chi.	20	236	11.8	22	1
36t)	Ingram, N.O. (RB)	20	161	8.1	25	0
40t)	*Kupp, LA-R	19	265	13.9	28	2
40t)	Williams, Dal.	19	180	9.5	23	0
40t)	Vereen, NY-G (RB)	19	134	7.1	20	0
40t)	Montgomery, G.B. (RB)	19	132	6.9	23	1
40t)	McKinnon, Min. (RB)	19	121	6.4	27t	1
45t)	C. Thompson, Was. (RB)	18	340	18.9	74	2
45t)	Ja. Brown, Ariz	18	274	15.2	32	1
45t)	Miller, Chi. (TE)	18	207	11.5	29	2
45t)	Marshall, NY-G	18	154	8.6	18	0
45t)	Reed, Was. (TE)	18	142	7.9	16	0
50t)	Jackson, T.B.	17	287	16.9	41	2
50t)	Nelson, Ariz	17	277	16.3	45t	2
50t)	Hooper, Atl. (TE)	17	242	14.2	88t	1
50t)	E. Elliott, Dal. (RB)	17	134	7.9	31	1
50t)	Crowder, Was.	17	121	7.1	30	0

**WEEK 6 / THROUGH MONDAY, OCTOBER 16, 2017****NFC / RECEIVING YARDAGE LEADERS**

Rank	Player, Team	Yards	Rec	Avg	Long	TD
1)	Thielen, Min.	489	38	12.9	45	0
2)	Fitzgerald, Ariz	465	42	11.1	37	3
3)	Garcon, S.F.	434	33	13.2	59	0
4)	Ertz, Phi. (TE)	405	34	11.9	53	4
5)	Diggs, Min.	395	23	17.2	59t	4
6t)	Benjamin, Car.	371	26	14.3	43	1
6t)	M. Evans, T.B.	371	27	13.7	41	3
8)	Ju. Jones, Atl.	367	25	14.7	34	0
9)	Tate, Det.	363	36	10.1	45t	2
10)	C. Thompson, Was. (RB)	340	18	18.9	74	2
11)	D. Adams, G.B.	339	28	12.1	41	5
12)	Woods, LA-R	322	22	14.6	31	0
13t)	Agholor, Phi.	321	20	16.1	72t	4
13t)	Thomas, N.O.	321	28	11.5	33	2
15)	Jeffery, Phi.	317	24	13.2	37	2
16)	Dickson, Car. (TE)	307	15	20.5	64	0
17)	Funchess, Car.	305	27	11.3	24	3
18)	Beckham, NY-G	302	25	12.1	48t	3
19)	*McCaffrey, Car. (RB)	293	37	7.9	37	2
20)	Nelson, G.B.	290	25	11.6	58	6
21)	Jackson, T.B.	287	17	16.9	41	2
22)	Baldwin, Sea.	284	27	10.5	36	1
23)	*Engram, NY-G (TE)	282	24	11.8	31	2
24)	Brate, T.B. (TE)	281	21	13.4	35	4
25)	M. Jones, Det.	280	20	14.0	38	3
26)	Nelson, Ariz	277	17	16.3	45t	2
27)	Ja. Brown, Ariz	274	18	15.2	32	1
28)	Goodwin, S.F.	269	16	16.8	51	0
29)	*Kupp, LA-R	265	19	13.9	28	2
30)	Bryant, Dal.	264	21	12.6	36	3
31)	Shepard, NY-G	263	22	12.0	77t	1
32)	Humphries, T.B.	258	23	11.2	38	0
33)	Ellington, Ariz (RB)	257	28	9.2	24	0
34)	Cobb, G.B.	246	26	9.5	29	1
35)	Gurley, LA-R (RB)	245	23	10.7	53t	3
36)	Hooper, Atl. (TE)	242	17	14.2	88t	1
37)	Wright, Chi.	236	20	11.8	22	1
38)	Witten, Dal. (TE)	229	27	8.5	28t	2
39)	V. Davis, Was. (TE)	225	11	20.5	69	1
40)	Watkins, LA-R	222	15	14.8	47	2
41)	Bennett, G.B. (TE)	216	22	9.8	33	0
42t)	Ginn, N.O.	212	15	14.1	40t	2
42t)	*Kittle, S.F. (TE)	212	21	10.1	31	1
44)	T. Smith, Phi.	210	14	15.0	59t	1
45)	Pryor, Was.	209	16	13.1	44t	1
46)	P. Richardson, Sea.	208	14	14.9	37	2
47t)	Butler, Dal.	207	8	25.9	53	2
47t)	Miller, Chi. (TE)	207	18	11.5	29	2
49)	Rudolph, Min. (TE)	201	21	9.6	27	2
50)	Lockett, Sea.	195	16	12.2	41	0

**WEEK 6 / THROUGH MONDAY, OCTOBER 16, 2017****NFC / THIRD-DOWN RECEIVING LEADERS**

Rank	Player, Team	Rec	Yards	Avg	Long	TD
1)	Tate, Det.	13	180	13.8	45t	1
2t)	Thielen, Min.	11	145	13.2	27	0
2t)	Fitzgerald, Ariz	11	136	12.4	33	0
2t)	Ertz, Phi. (TE)	11	112	10.2	23	3
2t)	McKinnon, Min. (RB)	11	40	3.6	10	0
6t)	Agholor, Phi.	10	236	23.6	72t	2
6t)	Funchess, Car.	10	95	9.5	20	1
8t)	Jeffery, Phi.	9	112	12.4	16	0
8t)	Brate, T.B. (TE)	9	110	12.2	26	1
8t)	*Engram, NY-G (TE)	9	87	9.7	17	1
8t)	*Taylor, S.F.	9	73	8.1	18	1
12t)	C. Thompson, Was. (RB)	8	151	18.9	74	1
12t)	Ja. Brown, Ariz	8	134	16.8	30	1
12t)	Diggs, Min.	8	115	14.4	59t	2
12t)	Lockett, Sea.	8	103	12.9	41	0
12t)	Thomas, N.O.	8	86	10.8	16	0
17t)	Benjamin, Car.	7	127	18.1	43	0
17t)	M. Jones, Det.	7	125	17.9	38	2
17t)	*Kupp, LA-R	7	111	15.9	28	1
17t)	Nelson, G.B.	7	104	14.9	32t	3
17t)	Gurley, LA-R (RB)	7	92	13.1	28	1
17t)	Rudolph, Min. (TE)	7	89	12.7	27	1
17t)	E. Elliott, Dal. (RB)	7	85	12.1	31	1
17t)	Wright, Chi.	7	83	11.9	18	1
17t)	Ellington, Ariz (RB)	7	71	10.1	22	0
17t)	*Cohen, Chi. (RB)	7	67	9.6	14	0
17t)	Crowder, Was.	7	47	6.7	21	0
17t)	Hyde, S.F. (RB)	7	44	6.3	12	0
17t)	Graham, Sea. (TE)	7	43	6.1	14	0
17t)	*Kamara, N.O. (RB)	7	18	2.6	12t	1
31t)	Hooper, Atl. (TE)	6	159	26.5	88t	1
31t)	Cobb, G.B.	6	89	14.8	29	1
31t)	Woods, LA-R	6	72	12.0	19	0
31t)	*McCaffrey, Car. (RB)	6	69	11.5	16	0
31t)	Watkins, LA-R	6	69	11.5	28	2
31t)	Ju. Jones, Atl.	6	66	11.0	16	0
31t)	D. Adams, G.B.	6	65	10.8	21	1
31t)	Beckham, NY-G	6	62	10.3	16	0
31t)	Garcon, S.F.	6	62	10.3	18	0
31t)	Williams, Dal.	6	59	9.8	23	0
31t)	Beasley, Dal.	6	40	6.7	12	0
31t)	Witten, Dal. (TE)	6	38	6.3	9	0
31t)	*Kittle, S.F. (TE)	6	29	4.8	8	0
44t)	Lewis, NY-G	5	89	17.8	29t	1
44t)	M. Evans, T.B.	5	83	16.6	31	0
44t)	Fells, Det. (TE)	5	65	13.0	22t	2
44t)	D. Thompson, Chi.	5	57	11.4	15	1
44t)	Baldwin, Sea.	5	55	11.0	27	1
44t)	Reed, Was. (TE)	5	54	10.8	14	0
44t)	Goodwin, S.F.	5	40	8.0	13	0
44t)	Marshall, NY-G	5	38	7.6	12	0
44t)	Sims, T.B. (RB)	5	32	6.4	10	0
44t)	Riddick, Det. (RB)	5	19	3.8	12	0

**WEEK 6 / THROUGH MONDAY, OCTOBER 16, 2017****NFC / LEADING SCORERS, NONKICKERS**

Rank	Player, Team	TD	Rush	Rec	Ret	X2	Pts
1)	Gurley, LA-R (RB)	7	4	3	0	0	42
2)	Nelson, G.B. (WR)	6	0	6	0	0	36
3t)	D. Adams, G.B. (WR)	5	0	5	0	0	30
3t)	Freeman, Atl. (RB)	5	5	0	0	0	30
5t)	Agholor, Phi. (WR)	4	0	4	0	0	24
5t)	Brate, T.B. (TE)	4	0	4	0	0	24
5t)	Diggs, Min. (WR)	4	0	4	0	0	24
5t)	Ertz, Phi. (TE)	4	0	4	0	0	24
5t)	Howard, Chi. (RB)	4	4	0	0	0	24
5t)	Hyde, S.F. (RB)	4	4	0	0	0	24
5t)	C. Thompson, Was. (RB)	4	2	2	0	0	24
12t)	Beckham, NY-G (WR)	3	0	3	0	0	18
12t)	Bryant, Dal. (WR)	3	0	3	0	0	18
12t)	E. Elliott, Dal. (RB)	3	2	1	0	0	18
12t)	M. Evans, T.B. (WR)	3	0	3	0	0	18
12t)	Fells, Det. (TE)	3	0	3	0	0	18
12t)	Fitzgerald, Ariz (WR)	3	0	3	0	0	18
12t)	Funchess, Car. (WR)	3	0	3	0	0	18
12t)	M. Jones, Det. (WR)	3	0	3	0	0	18
12t)	McKinnon, Min. (RB)	3	2	1	0	0	18
12t)	Montgomery, G.B. (RB)	3	2	1	0	0	18
12t)	Newton, Car. (QB)	3	3	0	0	0	18
23t)	Blount, Phi. (RB)	2	1	1	0	1	14
23t)	Jeffery, Phi. (WR)	2	0	2	0	1	14
23t)	Martin, T.B. (RB)	2	2	0	0	1	14
26t)	*Agnew, Det. (DB)	2	0	0	2	0	12
26t)	Beasley, Dal. (WR)	2	0	2	0	0	12
26t)	Jo. Brown, Ariz (WR)	2	0	2	0	0	12
26t)	M. Brown, LA-R (RB)	2	1	0	1	0	12
26t)	Butler, Dal. (WR)	2	0	2	0	0	12
26t)	Coleman, N.O. (WR)	2	0	2	0	0	12
26t)	T. Coleman, Atl. (RB)	2	1	1	0	0	12
26t)	*Cook, Min. (RB)	2	2	0	0	0	12
26t)	Doctson, Was. (WR)	2	0	2	0	0	12
26t)	*Engram, NY-G (TE)	2	0	2	0	0	12
26t)	Fleener, N.O. (TE)	2	0	2	0	0	12
26t)	Ginn, N.O. (WR)	2	0	2	0	0	12
26t)	*Golladay, Det. (WR)	2	0	2	0	0	12
26t)	Grant, Was. (WR)	2	0	2	0	0	12
26t)	Ingram, N.O. (RB)	2	2	0	0	0	12
26t)	Jackson, T.B. (WR)	2	0	2	0	0	12
26t)	*A. Jones, G.B. (RB)	2	2	0	0	0	12
26t)	*Kamara, N.O. (RB)	2	1	1	0	0	12
26t)	*Kupp, LA-R (WR)	2	0	2	0	0	12
26t)	*McCaffrey, Car. (RB)	2	0	2	0	0	12
26t)	McKissic, Sea. (RB)	2	1	1	0	0	12
26t)	Miller, Chi. (TE)	2	0	2	0	0	12
26t)	Nelson, Ariz (WR)	2	0	2	0	0	12
26t)	A. Peterson, N.O.-Ariz (RB)	2	2	0	0	0	12
26t)	Prescott, Dal. (QB)	2	2	0	0	0	12
26t)	P. Richardson, Sea. (WR)	2	0	2	0	0	12
26t)	Rudolph, Min. (TE)	2	0	2	0	0	12
26t)	Tate, Det. (WR)	2	0	2	0	0	12
26t)	Thomas, N.O. (WR)	2	0	2	0	0	12
26t)	Watkins, LA-R (WR)	2	0	2	0	0	12
26t)	Willson, Sea. (TE)	2	0	2	0	0	12
26t)	Witten, Dal. (TE)	2	0	2	0	0	12

**WEEK 6 / THROUGH MONDAY, OCTOBER 16, 2017****NFC / LEADING SCORERS, KICKERS**

Rank	Player, Team	PAT	FG	Pct	Long	Pts
1)	Zuerlein, LA-R	18/18	17/18	.944	56	69
2)	Gano, Car.	11/12	15/16	.938	48	56
3)	Gould, S.F.	8/ 9	15/16	.938	52	53
4t)	*Elliott, Cin.-Phi.	13/13	12/14	.857	61	49
4t)	Lutz, N.O.	16/16	11/14	.786	50	49
6)	Prater, Det.	15/15	10/12	.833	58	45
7)	Forbath, Min.	11/13	11/12	.917	53	44
8)	Bryant, Atl.	13/13	10/11	.909	53	43
9)	Dawson, Ariz	11/11	10/14	.714	50	41
10)	Hopkins, Was.	12/13	9/11	.818	48	39
11)	Walsh, Sea.	9/10	9/10	.900	49	36
12)	Bailey, Dal.	14/14	7/ 7	1.000	56	35
13)	Crosby, G.B.	15/17	6/ 6	1.000	40	33
14)	Rosas, NY-G	10/10	7/ 9	.778	51	31
15)	Folk, T.B.	7/ 9	6/11	.545	50	25
16)	Barth, Chi.	11/11	4/ 6	.667	54	23
17)	Sturgis, Phi.	1/ 2	3/ 3	1.000	50	10
18)	P. Murray, T.B.	1/ 1	0/ 0	---	--	1

**NFC / TOUCHBACKS ON KICKOFFS**

Rank	Player, Team	TB
1)	Zuerlein, LA-R	31
2)	Gano, Car.	29
3)	Pinion, S.F.	24
4)	Crosby, G.B.	21
5t)	Bosher, Atl.	20
5t)	Hopkins, Was.	20
7t)	Dawson, Ariz	18
7t)	Lutz, N.O.	18
9t)	Bailey, Dal.	17
9t)	*Elliott, Cin.-Phi.	17
11t)	Forbath, Min.	16
11t)	Locke, Det.	16
13)	Folk, T.B.	13
14)	Rosas, NY-G	12
15t)	Barth, Chi.	11
15t)	Walsh, Sea.	11
17)	Prater, Det.	4
18)	P. Murray, T.B.	3
19)	Sturgis, Phi.	2

**WEEK 6 / THROUGH MONDAY, OCTOBER 16, 2017****NFC / MOST YARDS FROM SCRIMMAGE**

Rank	Player, Team	Total			Rushing			Receiving		
		Yards	Att+Rec	Avg	Yards	Att	Avg	Yards	Rec	Avg
1)	Gurley, LA-R (RB)	766	146	5.2	521	123	4.2	245	23	10.7
2)	Howard, Chi. (RB)	554	129	4.3	495	118	4.2	59	11	5.4
3)	E. Elliott, Dal. (RB)	527	122	4.3	393	105	3.7	134	17	7.9
4)	C. Thompson, Was. (RB)	515	54	9.5	175	36	4.9	340	18	18.9
5)	Hyde, S.F. (RB)	502	109	4.6	360	86	4.2	142	23	6.2
6)	Thielen, Min. (WR)	500	39	12.8	11	1	11.0	489	38	12.9
7)	Fitzgerald, Ariz (WR)	465	42	11.1	0	0	---	465	42	11.1
8)	Ingram, N.O. (RB)	445	87	5.1	284	67	4.2	161	20	8.1
9)	*Cook, Min. (RB)	444	85	5.2	354	74	4.8	90	11	8.2
10t)	Freeman, Atl. (RB)	434	90	4.8	353	79	4.5	81	11	7.4
10t)	Garcon, S.F. (WR)	434	33	13.2	0	0	---	434	33	13.2
12)	Blount, Phi. (RB)	411	73	5.6	390	70	5.6	21	3	7.0
13)	Abdullah, Det. (RB)	410	100	4.1	342	90	3.8	68	10	6.8
14)	Ertz, Phi. (TE)	405	34	11.9	0	0	---	405	34	11.9
15)	*McCaffrey, Car. (RB)	397	75	5.3	104	38	2.7	293	37	7.9
16)	Diggs, Min. (WR)	393	25	15.7	-2	2	-1.0	395	23	17.2
17)	*Cohen, Chi. (RB)	384	76	5.1	226	50	4.5	158	26	6.1
18)	Tate, Det. (WR)	372	39	9.5	9	3	3.0	363	36	10.1
19t)	Benjamin, Car. (WR)	371	26	14.3	0	0	---	371	26	14.3
19t)	M. Evans, T.B. (WR)	371	27	13.7	0	0	---	371	27	13.7
21)	T. Coleman, Atl. (RB)	370	52	7.1	213	38	5.6	157	14	11.2
22)	Ju. Jones, Atl. (WR)	367	25	14.7	0	0	---	367	25	14.7
23)	D. Adams, G.B. (WR)	339	28	12.1	0	0	---	339	28	12.1
24)	Woods, LA-R (WR)	330	23	14.3	8	1	8.0	322	22	14.6
25t)	Agholor, Phi. (WR)	321	20	16.1	0	0	---	321	20	16.1
25t)	Thomas, N.O. (WR)	321	28	11.5	0	0	---	321	28	11.5
27t)	Jeffery, Phi. (WR)	317	24	13.2	0	0	---	317	24	13.2
27t)	*Kamara, N.O. (RB)	317	49	6.5	158	25	6.3	159	24	6.6
29)	Montgomery, G.B. (RB)	312	75	4.2	180	56	3.2	132	19	6.9
30)	McKinnon, Min. (RB)	311	61	5.1	190	42	4.5	121	19	6.4
31)	Beckham, NY-G (WR)	310	26	11.9	8	1	8.0	302	25	12.1
32t)	Dickson, Car. (TE)	307	15	20.5	0	0	---	307	15	20.5
32t)	Nelson, Ariz (WR)	307	19	16.2	30	2	15.0	277	17	16.3
34)	Ellington, Ariz (RB)	306	41	7.5	49	13	3.8	257	28	9.2
35)	Funchess, Car. (WR)	305	27	11.3	0	0	---	305	27	11.3
36)	Stewart, Car. (RB)	291	91	3.2	247	85	2.9	44	6	7.3
37)	Nelson, G.B. (WR)	290	25	11.6	0	0	---	290	25	11.6
38)	Jackson, T.B. (WR)	287	17	16.9	0	0	---	287	17	16.9
39)	*Engram, NY-G (TE)	282	24	11.8	0	0	---	282	24	11.8
40t)	Baldwin, Sea. (WR)	281	28	10.0	-3	1	-3.0	284	27	10.5
40t)	Brate, T.B. (TE)	281	21	13.4	0	0	---	281	21	13.4
42)	M. Jones, Det. (WR)	280	20	14.0	0	0	---	280	20	14.0
43)	Shepard, NY-G (WR)	276	25	11.0	13	3	4.3	263	22	12.0
44)	Goodwin, S.F. (WR)	275	17	16.2	6	1	6.0	269	16	16.8
45)	Ja. Brown, Ariz (WR)	274	18	15.2	0	0	---	274	18	15.2
46)	Darkwa, NY-G (RB)	268	47	5.7	239	42	5.7	29	5	5.8
47)	*Carson, Sea. (RB)	267	56	4.8	208	49	4.2	59	7	8.4
48)	*Kupp, LA-R (WR)	265	19	13.9	0	0	---	265	19	13.9
49)	Bryant, Dal. (WR)	264	21	12.6	0	0	---	264	21	12.6
50)	Humphries, T.B. (WR)	258	23	11.2	0	0	---	258	23	11.2

**WEEK 6 / THROUGH MONDAY, OCTOBER 16, 2017****NFC / LEADERS IN FIRST DOWNS**

Rank	Player, Team	Rush	Rec	Tot
1)	Gurley, LA-R (RB)	29	9	38
2)	Howard, Chi. (RB)	29	1	30
3t)	E. Elliott, Dal. (RB)	25	3	28
3t)	Freeman, Atl. (RB)	23	5	28
5)	Fitzgerald, Ariz (WR)	0	26	26
6t)	Ertz, Phi. (TE)	0	22	22
6t)	Garcon, S.F. (WR)	0	22	22
6t)	*McCaffrey, Car. (RB)	6	16	22
6t)	Thielen, Min. (WR)	1	21	22
10t)	Hyde, S.F. (RB)	15	6	21
10t)	Ingram, N.O. (RB)	12	9	21
10t)	Nelson, G.B. (WR)	0	21	21
10t)	C. Thompson, Was. (RB)	7	14	21
14t)	D. Adams, G.B. (WR)	0	20	20
14t)	M. Evans, T.B. (WR)	0	20	20
14t)	Stewart, Car. (RB)	18	2	20
17)	Thomas, N.O. (WR)	0	19	19
18t)	*Cook, Min. (RB)	15	3	18
18t)	Ju. Jones, Atl. (WR)	0	18	18
20t)	Abdullah, Det. (RB)	13	4	17
20t)	Benjamin, Car. (WR)	0	17	17
20t)	Blount, Phi. (RB)	15	2	17
20t)	T. Coleman, Atl. (RB)	10	7	17
20t)	Diggs, Min. (WR)	0	17	17
20t)	Funchess, Car. (WR)	0	17	17
20t)	Jeffery, Phi. (WR)	0	17	17
20t)	*Kamara, N.O. (RB)	9	8	17
20t)	Tate, Det. (WR)	0	17	17
29t)	McKinnon, Min. (RB)	9	7	16
29t)	Montgomery, G.B. (RB)	10	6	16
29t)	Newton, Car. (QB)	16	0	16
32t)	Beckham, NY-G (WR)	0	15	15
32t)	Brate, T.B. (TE)	0	15	15
32t)	Bryant, Dal. (WR)	0	15	15
32t)	*Engram, NY-G (TE)	0	15	15
32t)	Humphries, T.B. (WR)	0	15	15
32t)	*Kupp, LA-R (WR)	0	15	15
32t)	Woods, LA-R (WR)	0	15	15
39t)	Baldwin, Sea. (WR)	0	14	14
39t)	*Breida, S.F. (RB)	10	4	14
39t)	Ja. Brown, Ariz (WR)	0	14	14
39t)	*Carson, Sea. (RB)	11	3	14
39t)	Darkwa, NY-G (RB)	12	2	14
39t)	Ellington, Ariz (RB)	2	12	14
39t)	Jackson, T.B. (WR)	0	14	14
39t)	Wright, Chi. (WR)	0	14	14
47t)	Agholor, Phi. (WR)	0	13	13
47t)	Cobb, G.B. (WR)	1	12	13
47t)	*Cohen, Chi. (RB)	9	4	13
47t)	Goodwin, S.F. (WR)	0	13	13
47t)	*A. Jones, G.B. (RB)	12	1	13
47t)	Shepard, NY-G (WR)	1	12	13

**WEEK 6 / THROUGH MONDAY, OCTOBER 16, 2017****NFC / LEADING PUNTERS**

Rank	Player, Team	No	Yards	Lg	Avg	TB	Blk	Dwn	OB	Ret	Yds	In	Net
1)	Morstead, N.O.	19	927	68	48.8	1	0	2	2	11	138	8	40.5
2)	Lee, Ariz	30	1420	60	47.3	0	0	5	3	19	275	7	38.2
3)	O'Donnell, Chi.	33	1553	69	47.1	4	0	2	5	15	234	13	37.5
4)	Hekker, LA-R	23	1079	67	46.9	1	0	5	3	10	32	12	44.7
5)	D. Jones, Phi.	23	1050	59	45.7	2	0	2	4	10	56	6	41.5
6)	*Vogel, G.B.	27	1232	62	45.6	0	0	3	4	11	39	10	44.2
7)	Locke, Det.	27	1222	54	45.3	0	0	2	3	11	82	11	42.2
8)	Bosher, Atl.	15	672	62	44.8	0	0	2	1	5	63	7	40.6
9)	Pinion, S.F.	32	1432	59	44.8	0	0	2	4	14	24	15	44.0
10)	Wing, NY-G	34	1519	62	44.7	4	0	5	4	14	184	7	36.9
11)	Palardy, Car.	21	938	60	44.7	2	0	1	4	6	29	6	41.4
12)	Way, Was.	21	937	62	44.6	2	0	1	1	8	67	10	39.5
13t)	Anger, T.B.	21	933	62	44.4	0	0	4	2	6	61	9	41.5
13t)	Ryan, Sea.	28	1244	64	44.4	1	0	7	2	12	91	10	40.5
15)	C. Jones, Dal.	20	878	62	43.9	1	0	3	3	8	45	12	40.7
16)	Quigley, Min.	26	1086	55	41.8	0	0	0	5	8	32	12	40.5

**NFC / LEADING PUNTERS, NET AVERAGE**

Rank	Player, Team	No	Yards	Lg	Avg	TB	Blk	Dwn	OB	Ret	Yds	In	Net
1)	Hekker, LA-R	23	1079	67	46.9	1	0	5	3	10	32	12	44.7
2)	*Vogel, G.B.	27	1232	62	45.6	0	0	3	4	11	39	10	44.2
3)	Pinion, S.F.	32	1432	59	44.8	0	0	2	4	14	24	15	44.0
4)	Locke, Det.	27	1222	54	45.3	0	0	2	3	11	82	11	42.2
5)	Anger, T.B.	21	933	62	44.4	0	0	4	2	6	61	9	41.5
6)	D. Jones, Phi.	23	1050	59	45.7	2	0	2	4	10	56	6	41.5
7)	Palardy, Car.	21	938	60	44.7	2	0	1	4	6	29	6	41.4
8)	C. Jones, Dal.	20	878	62	43.9	1	0	3	3	8	45	12	40.7
9)	Bosher, Atl.	15	672	62	44.8	0	0	2	1	5	63	7	40.6
10)	Quigley, Min.	26	1086	55	41.8	0	0	0	5	8	32	12	40.5
11)	Morstead, N.O.	19	927	68	48.8	1	0	2	2	11	138	8	40.5
12)	Ryan, Sea.	28	1244	64	44.4	1	0	7	2	12	91	10	40.5
13)	Way, Was.	21	937	62	44.6	2	0	1	1	8	67	10	39.5
14)	Lee, Ariz	30	1420	60	47.3	0	0	5	3	19	275	7	38.2
15)	O'Donnell, Chi.	33	1553	69	47.1	4	0	2	5	15	234	13	37.5
16)	Wing, NY-G	34	1519	62	44.7	4	0	5	4	14	184	7	36.9



**WEEK 6 / THROUGH MONDAY, OCTOBER 16, 2017****NFC / PUNT RETURN LEADERS**

Rank	Player, Team	Ret	FC	Yards	Avg	Long	TD
1)	*Agnew, Det.	11	5	261	23.7	88t	2
2)	*Taylor, S.F.	11	7	138	12.5	39	0
3)	Roberts, Atl.	7	5	73	10.4	27	0
4)	Reedy, T.B.	7	3	72	10.3	17	0
5)	Davis, G.B.	9	9	83	9.2	33	0
6)	*Cohen, Chi.	14	5	124	8.9	21	0
7)	*Switzer, Dal.	8	4	61	7.6	21	0
8)	*McCaffrey, Car.	15	6	113	7.5	25	0
9)	Ginn, N.O.	8	6	60	7.5	17	0
10)	Sherels, Min.	11	11	75	6.8	21	0
11)	Lockett, Sea.	8	9	49	6.1	13	0
12)	Crowder, Was.	9	8	45	5.0	18	0
13)	Austin, LA-R	12	1	53	4.4	12	0

**NFC / KICKOFF RETURN LEADERS**

Rank	Player, Team	Ret	Yards	Avg	Long	TD
1)	Cooper, LA-R	15	476	31.7	103t	1
2)	McKinnon, Min.	12	312	26.0	39	0
3)	*Switzer, Dal.	7	163	23.3	28	0
4)	Roberts, Atl.	10	215	21.5	61	0
5)	Harris, NY-G	9	188	20.9	30	0
6)	D. Thompson, Chi.	11	229	20.8	29	0
7)	K. Williams, Ariz	11	223	20.3	28	0
8)	*Bolden, S.F.	12	242	20.2	34	0

**WEEK 6 / THROUGH MONDAY, OCTOBER 16, 2017****NFC / LEADERS IN INTERCEPTIONS**

Rank	Player, Team	Int	Yards	Avg	Long	TD
1t)	Slay, Det.	3	52	17.3	37	0
1t)	Bethea, Ariz	3	37	12.3	21	0
1t)	Smith, Min.	3	25	8.3	19	0
4t)	Quin, Det.	2	62	31.0	37t	1
4t)	Robey-Coleman, LA-R	2	56	28.0	31	0
4t)	Vaccaro, N.O.	2	41	20.5	30	0
4t)	Randall, G.B.	2	35	17.5	21t	1
4t)	Armstrong, S.F.	2	29	14.5	29	0
4t)	Waynes, Min.	2	21	10.5	18	0
4t)	Mills, Phi.	2	16	8.0	15	0
4t)	*Douglas, Phi.	2	7	3.5	7	0
4t)	Fuller, Was.	2	3	1.5	3	0
4t)	Robinson, Phi.	2	0	0.0	0	0
14t)	Amos, Chi.	1	90	90.0	90t	1
14t)	Bethel, Ariz	1	82	82.0	82t	1
14t)	*J. Johnson, LA-R	1	69	69.0	69	0
14t)	Callahan, Chi.	1	52	52.0	52	0
14t)	McClain, T.B.	1	47	47.0	47t	1
14t)	Jenkins, NY-G	1	43	43.0	43t	1
14t)	Grimes, T.B.	1	39	39.0	39	0
14t)	T. Johnson, LA-R	1	39	39.0	39t	1
14t)	Tartt, S.F.	1	37	37.0	37	0
14t)	Sendejo, Min.	1	36	36.0	36	0
14t)	Killebrew, Det.	1	35	35.0	35t	1
14t)	Joyner, LA-R	1	29	29.0	29t	1
14t)	Coleman, Sea.	1	28	28.0	28t	1
14t)	*Lattimore, N.O.	1	27	27.0	27t	1
14t)	*Lewis, Dal.	1	25	25.0	25	0
14t)	*N. Jones, Sea.	1	24	24.0	24	0
14t)	Kerrigan, Was.	1	24	24.0	24t	1
14t)	Kuechly, Car.	1	23	23.0	23	0
14t)	Wilson, Det.	1	23	23.0	23	0
14t)	Alexander, T.B.	1	22	22.0	22	0
14t)	Collins, NY-G	1	21	21.0	21	0
14t)	Thomas, Sea.	1	19	19.0	19	0
14t)	Whitehead, Det.	1	18	18.0	18	0
14t)	Mathieu, Ariz	1	15	15.0	15	0
14t)	Brice, G.B.	1	11	11.0	11	0
14t)	Foster, Was.	1	10	10.0	10	0
14t)	Wagner, Sea.	1	7	7.0	7	0
14t)	P. Williams, N.O.	1	7	7.0	7	0
14t)	S. Richardson, Sea.	1	5	5.0	5	0
14t)	Barron, LA-R	1	4	4.0	4	0
14t)	Clinton-Dix, G.B.	1	3	3.0	3	0
14t)	*J. Evans, T.B.	1	2	2.0	2	0
14t)	Rhodes, Min.	1	2	2.0	2	0
14t)	A. Robinson, Det.	1	2	2.0	2t	1
14t)	D. Jones, Atl.	1	1	1.0	1	0
14t)	A. Brown, Dal.	1	0	0.0	0	0
14t)	Crawley, N.O.	1	0	0.0	0	0
14t)	C. Davis, LA-R	1	0	0.0	0	0
14t)	Jordan, N.O.	1	0	0.0	0t	1
14t)	*Nicholson, Was.	1	0	0.0	0	0
14t)	R. Robinson, S.F.	1	0	0.0	0	0
14t)	Thompson, NY-G	1	0	0.0	0	0
14t)	Trufant, Atl.	1	0	0.0	0	0
14t)	*M. Williams, N.O.	1	0	0.0	0	0
14t)	T. Williams, Ariz	1	0	0.0	0	0

**WEEK 6 / THROUGH MONDAY, OCTOBER 16, 2017****NFC / LEADERS IN SACKS**

Rank	Player, Team	Sacks
1)	Lawrence, Dal. (DE)	8.5
2)	Griffen, Min. (DE)	7.0
3)	Peppers, Car. (DE)	6.5
4)	Jones, Ariz (LB)	6.0
5t)	Hicks, Chi. (DE)	5.0
5t)	Jordan, N.O. (DE)	5.0
7t)	Pierre-Paul, NY-G (DE)	4.5
7t)	Smith, Was. (LB)	4.5
9t)	Ansah, Det. (DE)	4.0
9t)	Bennett, Sea. (DE)	4.0
9t)	B. Graham, Phi. (DE)	4.0
9t)	Zettel, Det. (DE)	4.0
13t)	Dumervil, S.F. (DE)	3.5
13t)	Ioannidis, Was. (DT)	3.5
13t)	Kerrigan, Was. (LB)	3.5
16t)	Addison, Car. (DE)	3.0
16t)	Barwin, LA-R (LB)	3.0
16t)	Floyd, Chi. (LB)	3.0
16t)	Longacre, LA-R (LB)	3.0
16t)	McPhee, Chi. (LB)	3.0
16t)	Reed, Atl. (DE)	3.0
16t)	Short, Car. (DT)	3.0
23t)	Clark, Sea. (DE)	2.5
23t)	M. Collins, Dal. (DT)	2.5
23t)	Cox, Phi. (DT)	2.5
23t)	Fox, LA-R (DE)	2.5
23t)	Matthews, G.B. (LB)	2.5
23t)	Perry, G.B. (LB)	2.5
23t)	Quinn, LA-R (LB)	2.5
30t)	Beasley, Atl. (LB)	2.0
30t)	Brockers, LA-R (NT)	2.0
30t)	Clayborn, Atl. (DE)	2.0
30t)	Crawford, Dal. (DE)	2.0
30t)	Davis, Car. (LB)	2.0
30t)	Donald, LA-R (DE)	2.0
30t)	Green-Thompson, Car. (LB)	2.0
30t)	Hunter, Min. (DE)	2.0
30t)	Irving, Dal. (DT)	2.0
30t)	*J. Jones, G.B. (DB)	2.0
30t)	Kikaha, N.O. (LB)	2.0
30t)	Long, Phi. (DE)	2.0
30t)	McCoy, T.B. (DT)	2.0
30t)	McDonald, T.B. (DT)	2.0
30t)	Ngata, Det. (DT)	2.0
30t)	Ogletree, LA-R (LB)	2.0
30t)	Okafor, N.O. (DE)	2.0
30t)	*Thomas, S.F. (DE)	2.0
30t)	Vernon, NY-G (DE)	2.0
30t)	Young, Chi. (LB)	2.0
50t)	Armstead, S.F. (DE)	1.5
50t)	Buckner, S.F. (DT)	1.5
50t)	Daniels, G.B. (DE)	1.5
50t)	Jernigan, Phi. (DT)	1.5
50t)	Joseph, Min. (DT)	1.5
50t)	Smith, Min. (DB)	1.5
50t)	M. Smith, Sea. (DE)	1.5

**WEEK 6 / THROUGH MONDAY, OCTOBER 16, 2017****NFC / FUMBLE RECOVERIES**

Rank	Player, Team	TotRec	OffRec	DefRec
1)	Winston, T.B.	4	4	0
2t)	Brees, N.O.	3	3	0
2t)	Glennon, Chi.	3	3	0
2t)	Manning, NY-G	3	3	0
2t)	Wilson, Sea.	3	3	0
6t)	Apple, NY-G	2	0	2
6t)	David, T.B.	2	0	2
6t)	Havenstein, LA-R	2	2	0
6t)	Newton, Car.	2	2	0
6t)	Palmer, Ariz	2	2	0
6t)	Raymond, NY-J-NY-G	2	2	0
6t)	Reed, Was.	2	2	0
6t)	Rollins, G.B.	2	0	2
6t)	*Trubisky, Chi.	2	2	0
6t)	Wentz, Phi.	2	2	0
6t)	Whitehead, Det.	2	0	2

**WEEK 6 / THROUGH MONDAY, OCTOBER 16, 2017****NFC / OFFENSIVE FUMBLE RECOVERIES**

Rank	Player, Team	Ret	Yards	Avg	Long	TD
1)	Winston, T.B.	4	0	0.0	0	0
2t)	Brees, N.O.	3	0	0.0	0	0
2t)	Glennon, Chi.	3	0	0.0	0	0
2t)	Manning, NY-G	3	0	0.0	0	0
2t)	Wilson, Sea.	3	0	0.0	0	0
6t)	Havenstein, LA-R	2	0	0.0	0	0
6t)	Newton, Car.	2	0	0.0	0	0
6t)	Palmer, Ariz	2	0	0.0	0	0
6t)	Raymond, NY-J-NY-G	2	0	0.0	0	0
6t)	*Trubisky, Chi.	2	0	0.0	0	0
6t)	Wentz, Phi.	2	0	0.0	0	0
6t)	Reed, Was.	2	-2	-1.0	0	0
13t)	*Agnew, Det.	1	0	0.0	0	0
13t)	Austin, LA-R	1	0	0.0	0	0
13t)	Bosher, Atl.	1	0	0.0	0	0
13t)	Ja. Brown, Ariz	1	0	0.0	0	0
13t)	Cooper, Dal.	1	0	0.0	0	0
13t)	Cooper, LA-R	1	0	0.0	0	0
13t)	Cousins, Was.	1	0	0.0	0	0
13t)	*Gallman, NY-G	1	0	0.0	0	0
13t)	Garland, Atl.	1	0	0.0	0	0
13t)	Gurley, LA-R	1	0	0.0	0	0
13t)	Hoyer, S.F.	1	0	0.0	0	0
13t)	Hundley, G.B.	1	0	0.0	0	0
13t)	Hyde, S.F.	1	0	0.0	0	0
13t)	L. Johnson, Phi.	1	0	0.0	0	0
13t)	M. Kalil, Car.	1	0	0.0	0	0
13t)	*Lattimore, N.O.	1	0	0.0	0	0
13t)	Massie, Chi.	1	0	0.0	0	0
13t)	Matthews, Atl.	1	0	0.0	0	0
13t)	*McCaffrey, Car.	1	0	0.0	0	0
13t)	Morgan, Min.	1	0	0.0	0	0
13t)	Rawls, Sea.	1	0	0.0	0	0
13t)	Redfern, Det.	1	0	0.0	0	0
13t)	Reedy, T.B.	1	0	0.0	0	0
13t)	Robertson-Harris, Chi.	1	0	0.0	0	0
13t)	G. Robinson, Det.	1	0	0.0	0	0
13t)	Robinson, Phi.	1	0	0.0	0	0
13t)	A. Rodgers, G.B.	1	0	0.0	0	0
13t)	Shepard, NY-G	1	0	0.0	0	0
13t)	Sherman, Sea.	1	0	0.0	0	0
13t)	Staley, S.F.	1	0	0.0	0	0
13t)	Stewart, Car.	1	0	0.0	0	0
13t)	Sullivan, LA-R	1	0	0.0	0	0
13t)	C. Thompson, Was.	1	0	0.0	0	0
13t)	Watford, Ariz	1	0	0.0	0	0
13t)	Williams, Was.	1	0	0.0	0	0
13t)	Zenner, Det.	1	0	0.0	0	0

**WEEK 6 / THROUGH MONDAY, OCTOBER 16, 2017****NFC / DEFENSIVE FUMBLE RECOVERIES**

Rank	Player, Team	Ret	Yards	Avg	Long	TD
1t)	David, T.B.	2	21	10.5	21t	1
1t)	Whitehead, Det.	2	5	2.5	5	0
1t)	Apple, NY-G	2	0	0.0	0	0
1t)	Rollins, G.B.	2	0	0.0	0	0
5t)	Matthews, G.B.	1	63	63.0	63	0
5t)	Ward, S.F.	1	43	43.0	43	0
5t)	Floyd, Chi.	1	21	21.0	21	0
5t)	Wagner, Sea.	1	21	21.0	21t	1
5t)	Cox, Phi.	1	20	20.0	20t	1
5t)	S. Richardson, Sea.	1	20	20.0	20	0
5t)	*Davis, Det.	1	16	16.0	16	0
5t)	Trufant, Atl.	1	15	15.0	15t	1
5t)	Short, Car.	1	11	11.0	11	0
5t)	Robertson, N.O.	1	8	8.0	8	0
5t)	Frederick, Dal.	1	7	7.0	7	0
5t)	M. Collins, Dal.	1	6	6.0	6	0
5t)	R. Robinson, S.F.	1	2	2.0	2	0
5t)	Perry, G.B.	1	1	1.0	1	0
5t)	Ansah, Det.	1	0	0.0	0	0
5t)	*Barnett, Phi.	1	0	0.0	0	0
5t)	Burton, Phi.	1	0	0.0	0	0
5t)	Clarke, T.B.	1	0	0.0	0	0
5t)	Davis, Car.	1	0	0.0	0	0
5t)	Fackrell, G.B.	1	0	0.0	0	0
5t)	Foster, Was.	1	0	0.0	0	0
5t)	Hicks, Chi.	1	0	0.0	0	0
5t)	Hicks, Phi.	1	0	0.0	0	0
5t)	Hill, LA-R	1	0	0.0	0	0
5t)	T. Johnson, LA-R	1	0	0.0	0	0
5t)	Joseph, Min.	1	0	0.0	0	0
5t)	Kennard, NY-G	1	0	0.0	0	0
5t)	Lotulelei, Car.	1	0	0.0	0	0
5t)	Lynch, T.B.	1	0	0.0	0	0
5t)	Martinez, G.B.	1	0	0.0	0	0
5t)	McClain, Was.	1	0	0.0	0	0
5t)	McManis, Chi.	1	0	0.0	0	0
5t)	Nelson, S.F.	1	0	0.0	0	0
5t)	Robey-Coleman, LA-R	1	0	0.0	0	0
5t)	A. Robinson, S.F.	1	0	0.0	0	0
5t)	Ryan, G.B.	1	0	0.0	0	0
5t)	Spaight, Was.	1	0	0.0	0	0
5t)	Thorpe, Sea.	1	0	0.0	0	0
5t)	Trevathan, Chi.	1	0	0.0	0	0
5t)	Vaccaro, N.O.	1	0	0.0	0t	1
5t)	Zettel, Det.	1	0	0.0	0	0

**WEEK 6 / THROUGH MONDAY, OCTOBER 16, 2017**

**NFL / LEADING PASSERS**

Player, Team	Att	Comp	Pct		Avg		Pct			Pct Rating	
			Comp	Yds	Gain	TD	TD	Long	Int	Int	Points
A. Smith, K.C.	192	140	72.9	1637	8.53	12	6.3	78t	0	0.0	119.2
Brady, N.E.	233	153	65.7	1959	8.41	13	5.6	54	2	0.9	106.9
Cousins, Was.	158	105	66.5	1334	8.44	9	5.7	74	2	1.3	106.4
A. Rodgers, G.B.	193	128	66.3	1385	7.18	13	6.7	72	3	1.6	103.2
Brees, N.O.	183	126	68.9	1321	7.22	10	5.5	52	2	1.1	103.2
*Watson, Hou.	174	107	61.5	1297	7.45	15	8.6	48t	5	2.9	101.1
Wentz, Phi.	207	126	60.9	1584	7.65	13	6.3	72t	3	1.4	99.6
Carr, Oak.	139	95	68.3	924	6.65	8	5.8	64t	4	2.9	93.9
Goff, LA-R	185	111	60.0	1484	8.02	8	4.3	69	3	1.6	93.2
Prescott, Dal.	179	112	62.6	1192	6.66	11	6.1	53	4	2.2	93.1
Keenum, Min.	159	102	64.2	1134	7.13	5	3.1	59t	1	0.6	93.1
Winston, T.B.	164	99	60.4	1259	7.68	7	4.3	58t	3	1.8	91.0
Taylor, Buf.	136	85	62.5	910	6.69	6	4.4	47	2	1.5	90.6
Wilson, Sea.	178	111	62.4	1222	6.87	8	4.5	46	3	1.7	90.6
Manning, NY-G	221	148	67.0	1466	6.63	9	4.1	77t	5	2.3	89.7
Stafford, Det.	225	136	60.4	1428	6.35	12	5.3	45t	4	1.8	89.3
McCown, NY-J	194	136	70.1	1374	7.08	7	3.6	69t	6	3.1	89.2
Rivers, LA-C	230	141	61.3	1633	7.10	10	4.3	75t	5	2.2	88.2
Dalton, Cin.	159	104	65.4	1220	7.67	7	4.4	77t	6	3.8	87.5
Ryan, Atl.	170	112	65.9	1357	7.98	6	3.5	88t	6	3.5	87.3
Palmer, Ariz	249	154	61.8	1856	7.45	9	3.6	46	6	2.4	86.7
Newton, Car.	197	127	64.5	1476	7.49	9	4.6	64	8	4.1	85.3
Mariota, Ten.	142	89	62.7	1098	7.73	4	2.8	55t	4	2.8	84.2
Siemian, Den.	176	108	61.4	1264	7.18	8	4.5	44	6	3.4	84.1
Brissett, Ind.	164	98	59.8	1209	7.37	3	1.8	63	3	1.8	81.1
Bortles, Jac.	170	97	57.1	1068	6.28	8	4.7	35	5	2.9	79.2
Roethlisberger, Pit.	220	137	62.3	1521	6.91	7	3.2	51t	8	3.6	78.2
Glennon, Chi.	140	93	66.4	833	5.95	4	2.9	29	5	3.6	76.9
Cutler, Mia.	164	101	61.6	857	5.23	5	3.0	31	4	2.4	75.2
Hoyer, S.F.	205	119	58.0	1245	6.07	4	2.0	59	4	2.0	74.1
Flacco, Bal.	185	116	62.7	1003	5.42	4	2.2	54	8	4.3	66.1
*Kizer, Cle.	159	81	50.9	851	5.35	3	1.9	38	9	5.7	49.5

**NFL / LEADING PASSERS, RANKS**

Player, Team	Att	Comp	Pct		Avg		Pct			Pct Rating	
			Comp	Yds	Gain	TD	TD	Long	Int	Int	Points
A. Smith, K.C.	12	5	1	3	1	5t	4		1	1	1
Brady, N.E.	2	2	10	1	3	2t	8		3t	3	2
Cousins, Was.	28	21	6	14	2	10t	7		3t	5	3
A. Rodgers, G.B.	11	9	8	11	16	2t	2		7t	8	4
Brees, N.O.	15	11t	3	15	14	8t	9		3t	4	5
*Watson, Hou.	19	20	22	16	11	1	1		19t	21	6
Wentz, Phi.	7	11t	25	5	9	2t	3		7t	6	7
Carr, Oak.	31	28	4	28	24	14t	6		13t	22	8
Goff, LA-R	13t	17t	28	7	4	14t	18		7t	9	9
Prescott, Dal.	16	15t	16	23	23	7	5		13t	16	10
Keenum, Min.	25t	23	13	24	17	25t	25		2	2	11
Winston, T.B.	22t	25	27	18	7	19t	19		7t	12t	12
Taylor, Buf.	32	31	17	29	22	23t	15		3t	7	13
Wilson, Sea.	17	17t	18	20	21	14t	14		7t	10	14
Manning, NY-G	5	3	5	9	25	10t	20		19t	17	15
Stafford, Det.	4	7t	26	10	26	5t	10		13t	11	16
McCown, NY-J	10	7t	2	12	19	19t	22		24t	24	17
Rivers, LA-C	3	4	24	4	18	8t	17		19t	15	18
Dalton, Cin.	25t	22	11	21	8	19t	16		24t	29	19
Ryan, Atl.	20t	15t	9	13	5	23t	23		24t	26	20
Palmer, Ariz	1	1	20	2	12	10t	21		24t	18	21
Newton, Car.	9	10	12	8	10	10t	12		29t	30	22
Mariota, Ten.	29	30	15	25	6	27t	28		13t	20	23
Siemian, Den.	18	19	23	17	15	14t	13		24t	25	24
Brissett, Ind.	22t	26	29	22	13	32t	32		7t	12t	25
Bortles, Jac.	20t	27	31	26	27	14t	11		19t	23	26
Roethlisberger, Pit.	6	6	19	6	20	19t	24		29t	28	27
Glennon, Chi.	30	29	7	32	29	27t	27		19t	27	28
Cutler, Mia.	22t	24	21	30	32	25t	26		13t	19	29
Hoyer, S.F.	8	13	30	19	28	27t	30		13t	14	30
Flacco, Bal.	13t	14	14	27	30	27t	29		29t	31	31
*Kizer, Cle.	25t	32	32	31	31	32t	31		32	32	32

**WEEK 6 / THROUGH MONDAY, OCTOBER 16, 2017****NFL / FOURTH-QUARTER PASSING LEADERS**

Rank	Player, Team	Att	Comp	Comp%	Yards	YPA	TD	TD%	Int	Int%	Rating
1)	Wilson, Sea.	45	30	66.7	365	8.11	5	11.1	0	0.0	128.5
2)	Fitzpatrick, T.B.	14	11	78.6	144	10.29	2	14.3	1	7.1	119.3
3)	A. Rodgers, G.B.	54	34	63.0	359	6.65	6	11.1	0	0.0	119.3
4)	Hogan, Cle.	26	18	69.2	202	7.77	2	7.7	0	0.0	117.8
5)	A. Smith, K.C.	56	34	60.7	518	9.25	4	7.1	0	0.0	115.0
6)	Mariota, Ten.	29	18	62.1	251	8.66	2	6.9	0	0.0	112.9
7)	Brees, N.O.	52	41	78.8	387	7.44	3	5.8	1	1.9	108.9
8)	Manning, NY-G	65	44	67.7	528	8.12	5	7.7	2	3.1	105.2
9)	Rivers, LA-C	79	50	63.3	531	6.72	5	6.3	0	0.0	103.9
10)	Carr, Oak.	38	27	71.1	215	5.66	2	5.3	0	0.0	102.4
11)	Brady, N.E.	53	34	64.2	373	7.04	2	3.8	0	0.0	97.4
12)	Hoyer, S.F.	57	31	54.4	330	5.79	4	7.0	0	0.0	94.9
13)	Bortles, Jac.	30	21	70.0	252	8.40	1	3.3	1	3.3	92.6
14)	Winston, T.B.	48	31	64.6	442	9.21	2	4.2	2	4.2	90.8
15)	Cousins, Was.	35	23	65.7	291	8.31	1	2.9	1	2.9	89.1
16)	Glennon, Chi.	69	45	65.2	410	5.94	2	2.9	1	1.4	84.8
17)	Brissett, Ind.	36	21	58.3	289	8.03	0	0.0	0	0.0	84.1
18)	*Watson, Hou.	52	28	53.8	439	8.44	4	7.7	3	5.8	83.7
19)	Cutler, Mia.	58	36	62.1	349	6.02	2	3.4	1	1.7	83.2
20)	Palmer, Ariz	80	46	57.5	573	7.16	2	2.5	1	1.3	83.0
21)	Wentz, Phi.	52	31	59.6	307	5.90	2	3.8	1	1.9	81.2
22)	Ryan, Atl.	51	30	58.8	424	8.31	3	5.9	3	5.9	80.8
23)	Stafford, Det.	58	29	50.0	379	6.53	4	6.9	2	3.4	79.6
24)	McCown, NY-J	52	33	63.5	381	7.33	2	3.8	3	5.8	74.3
25)	Prescott, Dal.	57	31	54.4	417	7.32	3	5.3	3	5.3	73.5
26)	Siemian, Den.	38	23	60.5	306	8.05	1	2.6	2	5.3	72.9
27)	Taylor, Buf.	30	21	70.0	173	5.77	0	0.0	1	3.3	70.6
28)	Roethlisberger, Pit.	49	32	65.3	385	7.86	1	2.0	3	6.1	70.5
29)	Keenum, Min.	39	22	56.4	184	4.72	0	0.0	0	0.0	68.8
30)	*Beathard, S.F.	16	8	50.0	112	7.00	1	6.3	1	6.3	67.7
31)	Goff, LA-R	41	20	48.8	341	8.32	1	2.4	2	4.9	65.2
32)	Dalton, Cin.	36	20	55.6	205	5.69	0	0.0	1	2.8	60.5
33)	Newton, Car.	46	26	56.5	258	5.61	1	2.2	3	6.5	52.6
34)	Flacco, Bal.	51	32	62.7	255	5.00	0	0.0	3	5.9	50.7
35)	*Kizer, Cle.	57	26	45.6	284	4.98	2	3.5	3	5.3	50.6
36)	Manuel, Oak.	23	12	52.2	123	5.35	0	0.0	1	4.3	49.7
37)	Hundley, G.B.	24	13	54.2	96	4.00	0	0.0	2	8.3	29.2

**NFL / THIRD-DOWN PASSING LEADERS**

Rank	Player, Team	Att	Comp	Comp%	Yards	YPA	TD	TD%	Int	Int%	Rating
1)	Wentz, Phi.	63	42	66.7	642	10.19	7	11.1	1	1.6	130.5
2)	Brady, N.E.	60	39	65.0	524	8.73	5	8.3	0	0.0	120.4
3)	Stafford, Det.	66	39	59.1	487	7.38	6	9.1	0	0.0	112.4
4)	A. Smith, K.C.	46	33	71.7	383	8.33	2	4.3	0	0.0	111.1
5)	Brees, N.O.	50	34	68.0	358	7.16	3	6.0	0	0.0	108.6
6)	Ryan, Atl.	38	26	68.4	338	8.89	2	5.3	1	2.6	102.7
7)	A. Rodgers, G.B.	44	24	54.5	348	7.91	4	9.1	1	2.3	101.3
8)	*Watson, Hou.	37	22	59.5	199	5.38	3	8.1	0	0.0	101.1
9)	Manning, NY-G	58	38	65.5	359	6.19	3	5.2	0	0.0	99.7
10)	Goff, LA-R	57	35	61.4	406	7.12	4	7.0	1	1.8	99.0
11)	McCown, NY-J	57	43	75.4	500	8.77	3	5.3	3	5.3	97.1
12)	Cousins, Was.	52	31	59.6	388	7.46	4	7.7	2	3.8	92.5
13)	Prescott, Dal.	48	32	66.7	340	7.08	2	4.2	1	2.1	92.4
14)	Cutler, Mia.	46	29	63.0	233	5.07	2	4.3	0	0.0	90.2
15)	Keenum, Min.	46	29	63.0	306	6.65	1	2.2	0	0.0	89.6
16)	Taylor, Buf.	45	30	66.7	275	6.11	3	6.7	2	4.4	86.8
17)	Glennon, Chi.	41	29	70.7	291	7.10	2	4.9	2	4.9	86.5
18)	Carr, Oak.	39	25	64.1	225	5.77	2	5.1	1	2.6	86.0
19)	Siemian, Den.	53	32	60.4	394	7.43	4	7.5	3	5.7	84.9
20)	Palmer, Ariz	70	40	57.1	501	7.16	2	2.9	2	2.9	77.1
21)	Winston, T.B.	38	20	52.6	284	7.47	0	0.0	0	0.0	77.1
22)	Wilson, Sea.	55	31	56.4	303	5.51	2	3.6	1	1.8	76.6
23)	Hoyer, S.F.	60	35	58.3	283	4.72	2	3.3	1	1.7	74.5
24)	Brissett, Ind.	53	29	54.7	336	6.34	1	1.9	1	1.9	72.5
25)	Flacco, Bal.	48	27	56.3	262	5.46	1	2.1	1	2.1	70.0
26)	Rivers, LA-C	65	41	63.1	494	7.60	1	1.5	4	6.2	65.8
27)	Mariota, Ten.	46	23	50.0	276	6.00	0	0.0	1	2.2	59.7
28)	Dalton, Cin.	42	22	52.4	273	6.50	2	4.8	3	7.1	58.9
29)	Newton, Car.	52	31	59.6	415	7.98	2	3.8	6	11.5	58.3
30)	Roethlisberger, Pit.	59	31	52.5	334	5.66	4	6.8	5	8.5	56.7
31)	Bortles, Jac.	55	24	43.6	242	4.40	1	1.8	2	3.6	47.7
32)	*Kizer, Cle.	41	19	46.3	238	5.80	0	0.0	4	9.8	25.3



**WEEK 6 / THROUGH MONDAY, OCTOBER 16, 2017****NFL / LEADING RUSHERS**

Rank	Player, Team	Att	Yards	Avg	Long	TD
1)	*K. Hunt, K.C.	106	630	5.9	69t	4
2)	*Fournette, Jac.	130	596	4.6	90t	6
3)	Bell, Pit.	134	550	4.1	27	4
4)	Gurley, LA-R	123	521	4.2	29	4
5)	Howard, Chi.	118	495	4.2	53	4
6)	E. Elliott, Dal.	105	393	3.7	30	2
7)	Ajayi, Mia.	102	391	3.8	20	0
8)	Blount, Phi.	70	390	5.6	68	1
9)	L. Miller, Hou.	98	372	3.8	19	1
10)	Hyde, S.F.	86	360	4.2	61	4
11)	Gordon, LA-C	99	356	3.6	21	3
12)	*Cook, Min.	74	354	4.8	33	2
13)	Freeman, Atl.	79	353	4.5	44	5
14)	C. Anderson, Den.	82	347	4.2	40	1
15)	Abdullah, Det.	90	342	3.8	34	1
16)	Collins, Bal.	52	335	6.4	50	0
17)	Henry, Ten.	62	318	5.1	72t	2
18)	Murray, Ten.	68	313	4.6	75t	2
19)	Gillislee, N.E.	79	290	3.7	16	4
20)	Gore, Ind.	85	288	3.4	21	2
21)	Ingram, N.O.	67	284	4.2	51	2
22)	Allen, Bal.	76	281	3.7	37	1
23)	McCoy, Buf.	87	279	3.2	27	0
24)	Lynch, Oak.	70	257	3.7	15	2
25)	Crowell, Cle.	74	252	3.4	17	0
26)	Stewart, Car.	85	247	2.9	17	0
27)	Powell, NY-J	51	240	4.7	75t	2
28)	Darkwa, NY-G	42	239	5.7	47	1
29)	*Cohen, Chi.	50	226	4.5	46	0
30t)	*A. Jones, G.B.	45	215	4.8	22	2
30t)	A. Peterson, N.O.-Ariz	53	215	4.1	27t	2
32)	T. Coleman, Atl.	38	213	5.6	35	1
33)	*Carson, Sea.	49	208	4.2	30	0
34)	*Foreman, Hou.	50	207	4.1	39	0
35)	*Watson, Hou. (QB)	28	202	7.2	49t	2
36)	*McGuire, NY-J	44	198	4.5	69t	1
37)	Charles, Den.	38	194	5.1	19	1
38)	McKinnon, Min.	42	190	4.5	58t	2
39)	*Mixon, Cin.	67	187	2.8	20	1
40)	Montgomery, G.B.	56	180	3.2	11	2
41)	C. Thompson, Was.	36	175	4.9	61t	2
42)	Rodgers, T.B.	46	168	3.7	36	1
43)	*Perine, Was.	55	166	3.0	12	0
44)	Ivory, Jac.	40	162	4.1	19	0
45)	Newton, Car. (QB)	40	161	4.0	16t	3
46)	*Kamara, N.O.	25	158	6.3	25t	1
47)	Wilson, Sea. (QB)	30	154	5.1	29	1
48)	D. Lewis, N.E.	30	151	5.0	31	2
49)	*Breida, S.F.	34	141	4.1	14	0
50)	West, Bal.	39	138	3.5	13	2

**WEEK 6 / THROUGH MONDAY, OCTOBER 16, 2017****NFL / THIRD-AND-ONE RUSHING LEADERS**

Rank	Player, Team	Att	FD	Pct
1t)	Turbin, Ind.	7	7	100.0
1t)	Freeman, Atl.	4	4	100.0
1t)	*K. Hunt, K.C.	4	4	100.0
1t)	Palmer, Ariz	4	4	100.0
1t)	Allen, Bal.	3	3	100.0
1t)	Henry, Ten.	3	3	100.0
1t)	D. Johnson, Cle.	3	3	100.0
1t)	Watson, Pit.	3	3	100.0
1t)	Charles, Den.	2	2	100.0
1t)	*Kizer, Cle.	2	2	100.0
1t)	Lynch, Oak.	2	2	100.0
1t)	Montgomery, G.B.	2	2	100.0
1t)	Murray, Min.	2	2	100.0
1t)	Newton, Car.	2	2	100.0
1t)	Rodgers, T.B.	2	2	100.0
1t)	Stewart, Car.	2	2	100.0
1t)	*Watson, Hou.	2	2	100.0
1t)	West, Bal.	2	2	100.0
19)	A. Smith, K.C.	4	3	75.0
20t)	Ajayi, Mia.	3	2	66.7
20t)	Blount, Phi.	3	2	66.7
20t)	Dalton, Cin.	3	2	66.7
20t)	E. Elliott, Dal.	3	2	66.7
20t)	Ivory, Jac.	3	2	66.7
20t)	*A. Jones, G.B.	3	2	66.7
20t)	McCoy, Buf.	3	2	66.7
27t)	Gurley, LA-R	10	5	50.0
27t)	T. Coleman, Atl.	4	2	50.0
27t)	*Foreman, Hou.	4	2	50.0
27t)	Howard, Chi.	4	2	50.0

**WEEK 6 / THROUGH MONDAY, OCTOBER 16, 2017****NFL / LEADERS IN RECEPTIONS**

Rank	Player, Team	Rec	Yards	Avg	Long	TD
1)	Brown, Pit.	48	700	14.6	51t	2
2)	Fitzgerald, Ariz	42	465	11.1	37	3
3t)	Thielen, Min.	38	489	12.9	45	0
3t)	Landry, Mia.	38	272	7.2	18	2
5t)	Hopkins, Hou.	37	382	10.3	34t	6
5t)	*McCaffrey, Car. (RB)	37	293	7.9	37	2
7)	Tate, Det.	36	363	10.1	45t	2
8)	Ertz, Phi. (TE)	34	405	11.9	53	4
9t)	Allen, LA-C	33	446	13.5	50	1
9t)	Garcon, S.F.	33	434	13.2	59	0
9t)	Kelce, K.C. (TE)	33	390	11.8	44	2
9t)	White, N.E. (RB)	33	252	7.6	26	0
13)	Green, Cin.	32	504	15.8	77t	3
14t)	Hill, K.C.	30	390	13.0	75t	2
14t)	Bell, Pit. (RB)	30	156	5.2	18	0
16t)	De. Thomas, Den.	28	380	13.6	40	0
16t)	D. Adams, G.B.	28	339	12.1	41	5
16t)	Thomas, N.O.	28	321	11.5	33	2
16t)	Ellington, Ariz (RB)	28	257	9.2	24	0
16t)	Gordon, LA-C (RB)	28	222	7.9	22	4
21t)	M. Evans, T.B.	27	371	13.7	41	3
21t)	Funchess, Car.	27	305	11.3	24	3
21t)	Baldwin, Sea.	27	284	10.5	36	1
21t)	Witten, Dal. (TE)	27	229	8.5	28t	2
21t)	McCoy, Buf. (RB)	27	189	7.0	21	0
26t)	Gronkowski, N.E. (TE)	26	401	15.4	53t	4
26t)	Benjamin, Car.	26	371	14.3	43	1
26t)	Amendola, N.E.	26	307	11.8	27	1
26t)	Kearse, NY-J	26	299	11.5	44	3
26t)	D. Johnson, Cle. (RB)	26	269	10.3	41t	1
26t)	Cobb, G.B.	26	246	9.5	29	1
26t)	*Cohen, Chi. (RB)	26	158	6.1	19t	1
33t)	Hilton, Ind.	25	485	19.4	63	1
33t)	Ju. Jones, Atl.	25	367	14.7	34	0
33t)	Crabtree, Oak.	25	304	12.2	41t	5
33t)	Beckham, NY-G	25	302	12.1	48t	3
33t)	Nelson, G.B.	25	290	11.6	58	6
33t)	Sanders, Den.	25	266	10.6	33	2
33t)	Walker, Ten. (TE)	25	261	10.4	23	0
40t)	Cooks, N.E.	24	472	19.7	54	2
40t)	Matthews, Ten.	24	353	14.7	55t	1
40t)	Jeffery, Phi.	24	317	13.2	37	2
40t)	Hogan, N.E.	24	307	12.8	47t	5
40t)	*Engram, NY-G (TE)	24	282	11.8	31	2
40t)	Doyle, Ind. (TE)	24	213	8.9	21	1
40t)	Watson, Bal. (TE)	24	176	7.3	23	1
40t)	*Kamara, N.O. (RB)	24	159	6.6	38	1
48t)	Diggs, Min.	23	395	17.2	59t	4
48t)	Humphries, T.B.	23	258	11.2	38	0
48t)	Gurley, LA-R (RB)	23	245	10.7	53t	3
48t)	Decker, Ten.	23	226	9.8	27	0
48t)	Riddick, Det. (RB)	23	180	7.8	21	1
48t)	Seferian-Jenkins, NY-J (TE)	23	152	6.6	27	2
48t)	Hyde, S.F. (RB)	23	142	6.2	12	0
48t)	Allen, Bal. (RB)	23	114	5.0	14	1

**WEEK 6 / THROUGH MONDAY, OCTOBER 16, 2017****NFL / RECEIVING YARDAGE LEADERS**

Rank	Player, Team	Yards	Rec	Avg	Long	TD
1)	Brown, Pit.	700	48	14.6	51t	2
2)	Green, Cin.	504	32	15.8	77t	3
3)	Thielen, Min.	489	38	12.9	45	0
4)	Hilton, Ind.	485	25	19.4	63	1
5)	Cooks, N.E.	472	24	19.7	54	2
6)	Fitzgerald, Ariz	465	42	11.1	37	3
7)	Allen, LA-C	446	33	13.5	50	1
8)	Garcon, S.F.	434	33	13.2	59	0
9)	Ertz, Phi. (TE)	405	34	11.9	53	4
10)	Gronkowski, N.E. (TE)	401	26	15.4	53t	4
11)	Diggs, Min.	395	23	17.2	59t	4
12t)	Hill, K.C.	390	30	13.0	75t	2
12t)	Kelce, K.C. (TE)	390	33	11.8	44	2
14)	Hopkins, Hou.	382	37	10.3	34t	6
15)	De. Thomas, Den.	380	28	13.6	40	0
16t)	Benjamin, Car.	371	26	14.3	43	1
16t)	M. Evans, T.B.	371	27	13.7	41	3
18)	Ju. Jones, Atl.	367	25	14.7	34	0
19)	Tate, Det.	363	36	10.1	45t	2
20)	Matthews, Ten.	353	24	14.7	55t	1
21)	C. Thompson, Was. (RB)	340	18	18.9	74	2
22)	D. Adams, G.B.	339	28	12.1	41	5
23)	Woods, LA-R	322	22	14.6	31	0
24t)	Agholor, Phi.	321	20	16.1	72t	4
24t)	Thomas, N.O.	321	28	11.5	33	2
26)	Jeffery, Phi.	317	24	13.2	37	2
27t)	Amendola, N.E.	307	26	11.8	27	1
27t)	Dickson, Car. (TE)	307	15	20.5	64	0
27t)	Hogan, N.E.	307	24	12.8	47t	5
30)	Funchess, Car.	305	27	11.3	24	3
31)	Crabtree, Oak.	304	25	12.2	41t	5
32)	Beckham, NY-G	302	25	12.1	48t	3
33)	Kearse, NY-J	299	26	11.5	44	3
34)	Anderson, NY-J	296	18	16.4	69t	1
35)	*McCaffrey, Car. (RB)	293	37	7.9	37	2
36)	Lee, Jac.	291	20	14.6	35	0
37)	Nelson, G.B.	290	25	11.6	58	6
38t)	Jackson, T.B.	287	17	16.9	41	2
38t)	Ty. Williams, LA-C	287	20	14.4	75t	1
40)	Baldwin, Sea.	284	27	10.5	36	1
41)	*Engram, NY-G (TE)	282	24	11.8	31	2
42)	Brate, T.B. (TE)	281	21	13.4	35	4
43)	M. Jones, Det.	280	20	14.0	38	3
44)	Nelson, Ariz	277	17	16.3	45t	2
45)	Ja. Brown, Ariz	274	18	15.2	32	1
46)	Landry, Mia.	272	38	7.2	18	2
47t)	Goodwin, S.F.	269	16	16.8	51	0
47t)	D. Johnson, Cle. (RB)	269	26	10.3	41t	1
49)	Sanders, Den.	266	25	10.6	33	2
50)	*Kupp, LA-R	265	19	13.9	28	2

**WEEK 6 / THROUGH MONDAY, OCTOBER 16, 2017****NFL / THIRD-DOWN RECEIVING LEADERS**

Rank	Player, Team	Rec	Yards	Avg	Long	TD
1)	Allen, LA-C	18	279	15.5	50	0
2t)	Tate, Det.	13	180	13.8	45t	1
2t)	Landry, Mia.	13	77	5.9	12	1
4)	Brown, Pit.	12	158	13.2	51t	1
5t)	Thielen, Min.	11	145	13.2	27	0
5t)	Fitzgerald, Ariz	11	136	12.4	33	0
5t)	Ertz, Phi. (TE)	11	112	10.2	23	3
5t)	McCoy, Buf. (RB)	11	96	8.7	18	0
5t)	McKinnon, Min. (RB)	11	40	3.6	10	0
10t)	Agholor, Phi.	10	236	23.6	72t	2
10t)	Gronkowski, N.E. (TE)	10	173	17.3	53t	3
10t)	Amendola, N.E.	10	136	13.6	27	0
10t)	Funchess, Car.	10	95	9.5	20	1
14t)	Hilton, Ind.	9	162	18.0	61t	1
14t)	Kelce, K.C. (TE)	9	115	12.8	32	0
14t)	Jeffery, Phi.	9	112	12.4	16	0
14t)	Brate, T.B. (TE)	9	110	12.2	26	1
14t)	Hogan, N.E.	9	94	10.4	26	2
14t)	*Engram, NY-G (TE)	9	87	9.7	17	1
14t)	*Taylor, S.F.	9	73	8.1	18	1
21t)	De. Thomas, Den.	8	174	21.8	40	0
21t)	C. Thompson, Was. (RB)	8	151	18.9	74	1
21t)	Ja. Brown, Ariz	8	134	16.8	30	1
21t)	Kearse, NY-J	8	120	15.0	34t	2
21t)	Diggs, Min.	8	115	14.4	59t	2
21t)	D. Johnson, Cle. (RB)	8	115	14.4	34	0
21t)	Lockett, Sea.	8	103	12.9	41	0
21t)	Hill, K.C.	8	100	12.5	38	0
21t)	Kerley, NY-J	8	100	12.5	30	0
21t)	Thomas, N.O.	8	86	10.8	16	0
31t)	Benjamin, Car.	7	127	18.1	43	0
31t)	M. Jones, Det.	7	125	17.9	38	2
31t)	*Kupp, LA-R	7	111	15.9	28	1
31t)	Matthews, Ten.	7	106	15.1	24	0
31t)	Nelson, G.B.	7	104	14.9	32t	3
31t)	Anderson, NY-J	7	96	13.7	41	0
31t)	Lee, Jac.	7	96	13.7	31	0
31t)	Gurley, LA-R (RB)	7	92	13.1	28	1
31t)	Rudolph, Min. (TE)	7	89	12.7	27	1
31t)	E. Elliott, Dal. (RB)	7	85	12.1	31	1
31t)	Wright, Chi.	7	83	11.9	18	1
31t)	Crabtree, Oak.	7	79	11.3	26t	2
31t)	Ellington, Ariz (RB)	7	71	10.1	22	0
31t)	*Cohen, Chi. (RB)	7	67	9.6	14	0
31t)	White, N.E. (RB)	7	51	7.3	16	0
31t)	Crowder, Was.	7	47	6.7	21	0
31t)	Hyde, S.F. (RB)	7	44	6.3	12	0
31t)	Graham, Sea. (TE)	7	43	6.1	14	0
31t)	*Kamara, N.O. (RB)	7	18	2.6	12t	1
50t)	Hooper, Atl. (TE)	6	159	26.5	88t	1
50t)	Green, Cin.	6	119	19.8	47	2
50t)	Cobb, G.B.	6	89	14.8	29	1
50t)	Hurns, Jac.	6	75	12.5	16	1
50t)	Woods, LA-R	6	72	12.0	19	0
50t)	Hopkins, Hou.	6	69	11.5	34t	2
50t)	*McCaffrey, Car. (RB)	6	69	11.5	16	0
50t)	Watkins, LA-R	6	69	11.5	28	2
50t)	Ju. Jones, Atl.	6	66	11.0	16	0
50t)	D. Adams, G.B.	6	65	10.8	21	1
50t)	Fowler, Den.	6	63	10.5	20	2
50t)	Beckham, NY-G	6	62	10.3	16	0
50t)	Garcon, S.F.	6	62	10.3	18	0
50t)	Decker, Ten.	6	61	10.2	17	0
50t)	Williams, Dal.	6	59	9.8	23	0
50t)	Walker, Ten. (TE)	6	56	9.3	19	0
50t)	J. Cook, Oak. (TE)	6	50	8.3	17	0
50t)	C. Anderson, Den. (RB)	6	49	8.2	16t	1
50t)	Beasley, Dal.	6	40	6.7	12	0
50t)	Witten, Dal. (TE)	6	38	6.3	9	0
50t)	Ivory, Jac. (RB)	6	35	5.8	14	0
50t)	Bell, Pit. (RB)	6	32	5.3	9	0
50t)	Turbin, Ind. (RB)	6	31	5.2	11	0
50t)	*Kittle, S.F. (TE)	6	29	4.8	8	0
50t)	Seferian-Jenkins, NY-J (TE)	6	25	4.2	10	1

**WEEK 6 / THROUGH MONDAY, OCTOBER 16, 2017****NFL / LEADING SCORERS, NONKICKERS**

Rank	Player, Team	TD	Rush	Rec	Ret	X2	Pts
1t)	*Fournette, Jac. (RB)	7	6	1	0	0	42
1t)	Gordon, LA-C (RB)	7	3	4	0	0	42
1t)	Gurley, LA-R (RB)	7	4	3	0	0	42
4t)	Hopkins, Hou. (WR)	6	0	6	0	0	36
4t)	*K. Hunt, K.C. (RB)	6	4	2	0	0	36
4t)	Nelson, G.B. (WR)	6	0	6	0	0	36
7t)	D. Adams, G.B. (WR)	5	0	5	0	0	30
7t)	Crabtree, Oak. (WR)	5	0	5	0	0	30
7t)	Freeman, Atl. (RB)	5	5	0	0	0	30
7t)	W. Fuller, Hou. (WR)	5	0	5	0	0	30
7t)	Hogan, N.E. (WR)	5	0	5	0	0	30
12t)	Agholor, Phi. (WR)	4	0	4	0	0	24
12t)	Bell, Pit. (RB)	4	4	0	0	0	24
12t)	Brate, T.B. (TE)	4	0	4	0	0	24
12t)	Diggs, Min. (WR)	4	0	4	0	0	24
12t)	Ertz, Phi. (TE)	4	0	4	0	0	24
12t)	Gillislee, N.E. (RB)	4	4	0	0	0	24
12t)	Gronkowski, N.E. (TE)	4	0	4	0	0	24
12t)	Howard, Chi. (RB)	4	4	0	0	0	24
12t)	Hyde, S.F. (RB)	4	4	0	0	0	24
12t)	C. Thompson, Was. (RB)	4	2	2	0	0	24
22t)	Beckham, NY-G (WR)	3	0	3	0	0	18
22t)	Brissett, Ind. (QB)	3	3	0	0	0	18
22t)	Bryant, Dal. (WR)	3	0	3	0	0	18
22t)	E. Elliott, Dal. (RB)	3	2	1	0	0	18
22t)	M. Evans, T.B. (WR)	3	0	3	0	0	18
22t)	Fells, Det. (TE)	3	0	3	0	0	18
22t)	Fitzgerald, Ariz (WR)	3	0	3	0	0	18
22t)	Funchess, Car. (WR)	3	0	3	0	0	18
22t)	Green, Cin. (WR)	3	0	3	0	0	18
22t)	Hill, K.C. (WR)	3	0	2	1	0	18
22t)	D. Johnson, Cle. (RB)	3	2	1	0	0	18
22t)	M. Jones, Det. (WR)	3	0	3	0	0	18
22t)	Kearse, NY-J (WR)	3	0	3	0	0	18
22t)	Lewis, Jac. (TE)	3	0	3	0	0	18
22t)	Mariota, Ten. (QB)	3	3	0	0	0	18
22t)	McKinnon, Min. (RB)	3	2	1	0	0	18
22t)	Montgomery, G.B. (RB)	3	2	1	0	0	18
22t)	Newton, Car. (QB)	3	3	0	0	0	18
22t)	*Njoku, Cle. (TE)	3	0	3	0	0	18
22t)	West, K.C. (RB)	3	1	2	0	0	18
42t)	Blount, Phi. (RB)	2	1	1	0	1	14
42t)	Cooks, N.E. (WR)	2	0	2	0	1	14
42t)	Jeffery, Phi. (WR)	2	0	2	0	1	14
42t)	Martin, T.B. (RB)	2	2	0	0	1	14
42t)	*Watson, Hou. (QB)	2	2	0	0	1	14

**WEEK 6 / THROUGH MONDAY, OCTOBER 16, 2017****NFL / LEADING SCORERS, KICKERS**

Rank	Player, Team	PAT	FG	Pct	Long	Pts
1)	Zuerlein, LA-R	18/18	17/18	.944	56	69
2)	Succop, Ten.	14/14	16/17	.941	52	62
3t)	Gano, Car.	11/12	15/16	.938	48	56
3t)	Gostkowski, N.E.	17/18	13/14	.929	58	56
5)	Gould, S.F.	8/ 9	15/16	.938	52	53
6t)	*Elliott, Cin.-Phi.	13/13	12/14	.857	61	49
6t)	Lutz, N.O.	16/16	11/14	.786	50	49
8)	Myers, Jac.	15/17	11/15	.733	47	48
9t)	Fairbairn, Hou.	15/17	10/10	1.000	50	45
9t)	Prater, Det.	15/15	10/12	.833	58	45
9t)	Vinatieri, Ind.	9/11	12/13	.923	52	45
12t)	Boswell, Pit.	11/11	11/13	.846	49	44
12t)	Forbath, Min.	11/13	11/12	.917	53	44
14t)	Bryant, Atl.	13/13	10/11	.909	53	43
14t)	Catanzaro, NY-J	10/10	11/13	.846	57	43
16t)	Dawson, Ariz	11/11	10/14	.714	50	41
16t)	Hauschka, Buf.	8/ 8	11/12	.917	56	41
18t)	Tavecchio, Oak.	13/14	9/ 9	1.000	52	40
18t)	Tucker, Bal.	10/10	10/12	.833	50	40
20)	Hopkins, Was.	12/13	9/11	.818	48	39
21t)	*Butker, Car.-K.C.	6/ 6	10/11	.909	49	36
21t)	McManus, Den.	12/12	8/13	.615	46	36
21t)	Walsh, Sea.	9/10	9/10	.900	49	36
24)	Bailey, Dal.	14/14	7/ 7	1.000	56	35
25)	Crosby, G.B.	15/17	6/ 6	1.000	40	33
26)	Rosas, NY-G	10/10	7/ 9	.778	51	31
27)	Bullock, Cin.	9/ 9	7/ 8	.875	46	30
28t)	Folk, T.B.	7/ 9	6/11	.545	50	25
28t)	Parkey, Mia.	4/ 6	7/ 7	1.000	54	25
30)	Barth, Chi.	11/11	4/ 6	.667	54	23
31)	Santos, K.C.	12/12	3/ 3	1.000	39	21
32)	*Gonzalez, Cle.	11/11	3/ 6	.500	41	20
33)	*Koo, LA-C	9/ 9	3/ 6	.500	41	18
34)	Novak, LA-C	5/ 5	3/ 4	.750	32	14
35)	Sturgis, Phi.	1/ 2	3/ 3	1.000	50	10
36)	P. Murray, T.B.	1/ 1	0/ 0	---	--	1

**NFL / TOUCHBACKS ON KICKOFFS**

Rank	Player, Team	TB
1)	Zuerlein, LA-R	31
2)	Gano, Car.	29
3t)	Fairbairn, Hou.	26
3t)	Myers, Jac.	26
5)	Pinion, S.F.	24
6)	Tavecchio, Oak.	22
7)	Crosby, G.B.	21
8t)	Bosher, Atl.	20
8t)	Hopkins, Was.	20
8t)	Succop, Ten.	20
11t)	Catanzaro, NY-J	19
11t)	*Sanchez, Ind.	19
13t)	Dawson, Ariz	18
13t)	Lutz, N.O.	18
13t)	McManus, Den.	18
16t)	Bailey, Dal.	17
16t)	Boswell, Pit.	17
16t)	*Butker, Car.-K.C.	17
16t)	*Elliott, Cin.-Phi.	17
16t)	Tucker, Bal.	17
21t)	Forbath, Min.	16
21t)	Gostkowski, N.E.	16
21t)	Locke, Det.	16
24t)	Bullock, Cin.	13
24t)	Folk, T.B.	13
26t)	*Gonzalez, Cle.	12
26t)	Hauschka, Buf.	12
26t)	Rosas, NY-G	12
29t)	Barth, Chi.	11
29t)	Walsh, Sea.	11
31)	Santos, K.C.	10
32t)	*Koo, LA-C	8
32t)	Parkey, Mia.	8
34)	Prater, Det.	4
35)	P. Murray, T.B.	3
36)	Sturgis, Phi.	2
37)	Novak, LA-C	1

**WEEK 6 / THROUGH MONDAY, OCTOBER 16, 2017**

**NFL / MOST YARDS FROM SCRIMMAGE**

Rank	Player, Team	Total			Rushing			Receiving		
		Yards	Att+Rec	Avg	Yards	Att	Avg	Yards	Rec	Avg
1)	*K. Hunt, K.C. (RB)	885	127	7.0	630	106	5.9	255	21	12.1
2)	Gurley, LA-R (RB)	766	146	5.2	521	123	4.2	245	23	10.7
3)	*Fournette, Jac. (RB)	732	145	5.0	596	130	4.6	136	15	9.1
4)	Bell, Pit. (RB)	706	164	4.3	550	134	4.1	156	30	5.2
5)	Brown, Pit. (WR)	700	48	14.6	0	0	---	700	48	14.6
6)	Gordon, LA-C (RB)	578	127	4.6	356	99	3.6	222	28	7.9
7)	Howard, Chi. (RB)	554	129	4.3	495	118	4.2	59	11	5.4
8)	L. Miller, Hou. (RB)	547	113	4.8	372	98	3.8	175	15	11.7
9)	E. Elliott, Dal. (RB)	527	122	4.3	393	105	3.7	134	17	7.9
10)	C. Thompson, Was. (RB)	515	54	9.5	175	36	4.9	340	18	18.9
11)	Green, Cin. (WR)	504	32	15.8	0	0	---	504	32	15.8
12)	Hyde, S.F. (RB)	502	109	4.6	360	86	4.2	142	23	6.2
13)	Thielen, Min. (WR)	500	39	12.8	11	1	11.0	489	38	12.9
14)	Hilton, Ind. (WR)	485	25	19.4	0	0	---	485	25	19.4
15)	Cooks, N.E. (WR)	482	27	17.9	10	3	3.3	472	24	19.7
16)	McCoy, Buf. (RB)	468	114	4.1	279	87	3.2	189	27	7.0
17)	Fitzgerald, Ariz (WR)	465	42	11.1	0	0	---	465	42	11.1
18)	Allen, LA-C (WR)	446	33	13.5	0	0	---	446	33	13.5
19)	Ingram, N.O. (RB)	445	87	5.1	284	67	4.2	161	20	8.1
20)	*Cook, Min. (RB)	444	85	5.2	354	74	4.8	90	11	8.2
21t)	Freeman, Atl. (RB)	434	90	4.8	353	79	4.5	81	11	7.4
21t)	Garcon, S.F. (WR)	434	33	13.2	0	0	---	434	33	13.2
23t)	Ajayi, Mia. (RB)	414	109	3.8	391	102	3.8	23	7	3.3
23t)	C. Anderson, Den. (RB)	414	92	4.5	347	82	4.2	67	10	6.7
25)	Blount, Phi. (RB)	411	73	5.6	390	70	5.6	21	3	7.0
26)	Abdullah, Det. (RB)	410	100	4.1	342	90	3.8	68	10	6.8
27t)	Ertz, Phi. (TE)	405	34	11.9	0	0	---	405	34	11.9
27t)	Hill, K.C. (WR)	405	37	10.9	15	7	2.1	390	30	13.0
29)	Gronkowski, N.E. (TE)	401	26	15.4	0	0	---	401	26	15.4
30)	Murray, Ten. (RB)	399	82	4.9	313	68	4.6	86	14	6.1
31t)	Kelce, K.C. (TE)	397	35	11.3	7	2	3.5	390	33	11.8
31t)	*McCaffrey, Car. (RB)	397	75	5.3	104	38	2.7	293	37	7.9
33)	Allen, Bal. (RB)	395	99	4.0	281	76	3.7	114	23	5.0
34)	Diggs, Min. (WR)	393	25	15.7	-2	2	-1.0	395	23	17.2
35)	Gore, Ind. (RB)	388	95	4.1	288	85	3.4	100	10	10.0
36)	D. Johnson, Cle. (RB)	386	47	8.2	117	21	5.6	269	26	10.3
37)	*Cohen, Chi. (RB)	384	76	5.1	226	50	4.5	158	26	6.1
38)	Hopkins, Hou. (WR)	382	37	10.3	0	0	---	382	37	10.3
39)	De. Thomas, Den. (WR)	380	28	13.6	0	0	---	380	28	13.6
40)	Tate, Det. (WR)	372	39	9.5	9	3	3.0	363	36	10.1
41t)	Benjamin, Car. (WR)	371	26	14.3	0	0	---	371	26	14.3
41t)	M. Evans, T.B. (WR)	371	27	13.7	0	0	---	371	27	13.7
43)	T. Coleman, Atl. (RB)	370	52	7.1	213	38	5.6	157	14	11.2
44)	Ju. Jones, Atl. (WR)	367	25	14.7	0	0	---	367	25	14.7
45)	White, N.E. (RB)	351	56	6.3	99	23	4.3	252	33	7.6
46)	Matthews, Ten. (WR)	350	25	14.0	-3	1	-3.0	353	24	14.7
47)	Henry, Ten. (RB)	342	64	5.3	318	62	5.1	24	2	12.0
48)	D. Adams, G.B. (WR)	339	28	12.1	0	0	---	339	28	12.1
49)	Collins, Bal. (RB)	335	52	6.4	335	52	6.4	0	0	---
50)	Woods, LA-R (WR)	330	23	14.3	8	1	8.0	322	22	14.6



**WEEK 6 / THROUGH MONDAY, OCTOBER 16, 2017****NFL / LEADERS IN FIRST DOWNS**

Rank	Player, Team	Rush	Rec	Tot
1)	Bell, Pit. (RB)	36	8	44
2)	Gurley, LA-R (RB)	29	9	38
3t)	Gordon, LA-C (RB)	22	13	35
3t)	*K. Hunt, K.C. (RB)	24	11	35
5t)	Brown, Pit. (WR)	0	30	30
5t)	Howard, Chi. (RB)	29	1	30
7)	*Fournette, Jac. (RB)	24	5	29
8t)	E. Elliott, Dal. (RB)	25	3	28
8t)	Freeman, Atl. (RB)	23	5	28
10t)	Fitzgerald, Ariz (WR)	0	26	26
10t)	L. Miller, Hou. (RB)	17	9	26
12t)	Allen, Bal. (RB)	16	9	25
12t)	Allen, LA-C (WR)	0	25	25
12t)	Hopkins, Hou. (WR)	0	25	25
15)	McCoy, Buf. (RB)	15	9	24
16t)	Ertz, Phi. (TE)	0	22	22
16t)	Garcon, S.F. (WR)	0	22	22
16t)	Kelce, K.C. (TE)	2	20	22
16t)	*McCaffrey, Car. (RB)	6	16	22
16t)	Thielen, Min. (WR)	1	21	22
21t)	Ajayi, Mia. (RB)	20	1	21
21t)	Hyde, S.F. (RB)	15	6	21
21t)	Ingram, N.O. (RB)	12	9	21
21t)	Nelson, G.B. (WR)	0	21	21
21t)	C. Thompson, Was. (RB)	7	14	21
26t)	D. Adams, G.B. (WR)	0	20	20
26t)	M. Evans, T.B. (WR)	0	20	20
26t)	Green, Cin. (WR)	0	20	20
26t)	Landry, Mia. (WR)	0	20	20
26t)	Stewart, Car. (RB)	18	2	20
31t)	C. Anderson, Den. (RB)	17	2	19
31t)	Cooks, N.E. (WR)	1	18	19
31t)	Gronkowski, N.E. (TE)	0	19	19
31t)	D. Johnson, Cle. (RB)	8	11	19
31t)	Thomas, N.O. (WR)	0	19	19
36t)	Amendola, N.E. (WR)	0	18	18
36t)	*Cook, Min. (RB)	15	3	18
36t)	Hill, K.C. (WR)	0	18	18
36t)	Hilton, Ind. (WR)	0	18	18
36t)	Ju. Jones, Atl. (WR)	0	18	18
36t)	Walker, Ten. (TE)	1	17	18
42t)	Abdullah, Det. (RB)	13	4	17
42t)	Benjamin, Car. (WR)	0	17	17
42t)	Blount, Phi. (RB)	15	2	17
42t)	T. Coleman, Atl. (RB)	10	7	17
42t)	Crowell, Cle. (RB)	13	4	17
42t)	Diggs, Min. (WR)	0	17	17
42t)	Funchess, Car. (WR)	0	17	17
42t)	Gillislee, N.E. (RB)	17	0	17
42t)	Jeffery, Phi. (WR)	0	17	17
42t)	*Kamara, N.O. (RB)	9	8	17
42t)	*Mixon, Cin. (RB)	13	4	17
42t)	Tate, Det. (WR)	0	17	17
42t)	De. Thomas, Den. (WR)	0	17	17
42t)	White, N.E. (RB)	4	13	17

**WEEK 6 / THROUGH MONDAY, OCTOBER 16, 2017****NFL / LEADING PUNTERS**

Rank	Player, Team	No	Yards	Lg	Avg	TB	Blk	Dwn	OB	Opp Ret	In Yds	Net 20	Avg
1)	King, Oak.	27	1422	65	52.7	2	0	2	2	16	102	13	47.4
2)	Kern, Ten.	29	1493	71	51.5	2	0	1	7	15	92	10	46.9
3)	Colquitt, Cle.	31	1564	67	50.5	0	1	5	1	21	213	10	42.2
4)	Lechler, Hou.	32	1602	68	50.1	0	0	3	2	20	287	11	41.1
5)	Kaser, LA-C	28	1397	68	49.9	5	0	3	2	17	150	10	41.0
6)	Morstead, N.O.	19	927	68	48.8	1	0	2	2	11	138	8	40.5
7)	Lee, Ariz	30	1420	60	47.3	0	0	5	3	19	275	7	38.2
8)	Edwards, NY-J	30	1416	70	47.2	2	0	3	4	14	109	12	42.2
9)	O'Donnell, Chi.	33	1553	69	47.1	4	0	2	5	15	234	13	37.5
10)	Huber, Cin.	26	1220	61	46.9	0	0	2	3	16	153	13	41.0
11)	Hekker, LA-R	23	1079	67	46.9	1	0	5	3	10	32	12	44.7
12)	*Haack, Mia.	27	1265	64	46.9	3	0	6	3	10	94	9	41.1
13)	*Sanchez, Ind.	33	1526	61	46.2	1	0	4	10	8	36	13	44.5
14)	Koch, Bal.	33	1520	67	46.1	2	0	8	5	13	81	12	42.4
15)	Schmidt, Buf.	28	1284	60	45.9	4	0	1	0	15	88	9	39.9
16)	Dixon, Den.	18	822	55	45.7	1	0	3	2	7	64	6	41.0
17)	D. Jones, Phi.	23	1050	59	45.7	2	0	2	4	10	56	6	41.5
18)	*Vogel, G.B.	27	1232	62	45.6	0	0	3	4	11	39	10	44.2
19)	Locke, Det.	27	1222	54	45.3	0	0	2	3	11	82	11	42.2
20)	Bosher, Atl.	15	672	62	44.8	0	0	2	1	5	63	7	40.6
21)	Colquitt, K.C.	25	1119	63	44.8	3	0	4	1	7	79	12	39.2
22)	Pinion, S.F.	32	1432	59	44.8	0	0	2	4	14	24	15	44.0
23)	Wing, NY-G	34	1519	62	44.7	4	0	5	4	14	184	7	36.9
24)	Palardy, Car.	21	938	60	44.7	2	0	1	4	6	29	6	41.4
25)	Way, Was.	21	937	62	44.6	2	0	1	1	8	67	10	39.5
26t)	Anger, T.B.	21	933	62	44.4	0	0	4	2	6	61	9	41.5
26t)	Ryan, Sea.	28	1244	64	44.4	1	0	7	2	12	91	10	40.5
28)	Nortman, Jac.	32	1408	61	44.0	1	1	2	9	8	100	12	39.0
29)	C. Jones, Dal.	20	878	62	43.9	1	0	3	3	8	45	12	40.7
30)	R. Allen, N.E.	26	1108	60	42.6	1	0	5	3	15	98	8	38.1
31)	Quigley, Min.	26	1086	55	41.8	0	0	0	5	8	32	12	40.5
32)	Berry, Pit.	28	1162	62	41.5	2	0	3	6	9	85	10	37.0

**NFL / LEADING PUNTERS, NET AVERAGE**

Rank	Player, Team	No	Yards	Lg	Avg	TB	Blk	Dwn	OB	Opp Ret	In Yds	Net 20	Avg
1)	King, Oak.	27	1422	65	52.7	2	0	2	2	16	102	13	47.4
2)	Kern, Ten.	29	1493	71	51.5	2	0	1	7	15	92	10	46.9
3)	Hekker, LA-R	23	1079	67	46.9	1	0	5	3	10	32	12	44.7
4)	*Sanchez, Ind.	33	1526	61	46.2	1	0	4	10	8	36	13	44.5
5)	*Vogel, G.B.	27	1232	62	45.6	0	0	3	4	11	39	10	44.2
6)	Pinion, S.F.	32	1432	59	44.8	0	0	2	4	14	24	15	44.0
7)	Koch, Bal.	33	1520	67	46.1	2	0	8	5	13	81	12	42.4
8)	Edwards, NY-J	30	1416	70	47.2	2	0	3	4	14	109	12	42.2
9)	Locke, Det.	27	1222	54	45.3	0	0	2	3	11	82	11	42.2
10)	Colquitt, Cle.	31	1564	67	50.5	0	1	5	1	21	213	10	42.2
11)	Anger, T.B.	21	933	62	44.4	0	0	4	2	6	61	9	41.5
12)	D. Jones, Phi.	23	1050	59	45.7	2	0	2	4	10	56	6	41.5
13)	Palardy, Car.	21	938	60	44.7	2	0	1	4	6	29	6	41.4
14)	*Haack, Mia.	27	1265	64	46.9	3	0	6	3	10	94	9	41.1
15)	Lechler, Hou.	32	1602	68	50.1	0	0	3	2	20	287	11	41.1
16)	Huber, Cin.	26	1220	61	46.9	0	0	2	3	16	153	13	41.0
17)	Dixon, Den.	18	822	55	45.7	1	0	3	2	7	64	6	41.0
18)	Kaser, LA-C	28	1397	68	49.9	5	0	3	2	17	150	10	41.0
19)	C. Jones, Dal.	20	878	62	43.9	1	0	3	3	8	45	12	40.7
20)	Bosher, Atl.	15	672	62	44.8	0	0	2	1	5	63	7	40.6
21)	Quigley, Min.	26	1086	55	41.8	0	0	0	5	8	32	12	40.5
22)	Morstead, N.O.	19	927	68	48.8	1	0	2	2	11	138	8	40.5
23)	Ryan, Sea.	28	1244	64	44.4	1	0	7	2	12	91	10	40.5
24)	Schmidt, Buf.	28	1284	60	45.9	4	0	1	0	15	88	9	39.9
25)	Way, Was.	21	937	62	44.6	2	0	1	1	8	67	10	39.5
26)	Colquitt, K.C.	25	1119	63	44.8	3	0	4	1	7	79	12	39.2
27)	Nortman, Jac.	32	1408	61	44.0	1	1	2	9	8	100	12	39.0
28)	Lee, Ariz	30	1420	60	47.3	0	0	5	3	19	275	7	38.2
29)	R. Allen, N.E.	26	1108	60	42.6	1	0	5	3	15	98	8	38.1
30)	O'Donnell, Chi.	33	1553	69	47.1	4	0	2	5	15	234	13	37.5
31)	Berry, Pit.	28	1162	62	41.5	2	0	3	6	9	85	10	37.0
32)	Wing, NY-G	34	1519	62	44.7	4	0	5	4	14	184	7	36.9

**WEEK 6 / THROUGH MONDAY, OCTOBER 16, 2017****NFL / PUNT RETURN LEADERS**

Rank	Player, Team	Ret	FC	Yards	Avg	Long	TD
1)	*Agnew, Det.	11	5	261	23.7	88t	2
2)	Amendola, N.E.	9	6	132	14.7	40	0
3)	Campanaro, Bal.	14	6	193	13.8	77t	1
4)	Hill, K.C.	11	3	139	12.6	82t	1
5)	*Taylor, S.F.	11	7	138	12.5	39	0
6)	Tate, Buf.	8	0	96	12.0	40	0
7)	*Jackson, Ten.	11	3	128	11.6	46	0
8)	Roberts, Atl.	7	5	73	10.4	27	0
9)	Reedy, T.B.	7	3	72	10.3	17	0
10)	*McKenzie, Den.	14	4	139	9.9	31	0
11)	Davis, G.B.	9	9	83	9.2	33	0
12)	*Cohen, Chi.	14	5	124	8.9	21	0
13)	*Switzer, Dal.	8	4	61	7.6	21	0
14)	*McCaffrey, Car.	15	6	113	7.5	25	0
15t)	Ervin, Hou.	8	4	60	7.5	21	0
15t)	Ginn, N.O.	8	6	60	7.5	17	0
17)	Erickson, Cin.	20	6	139	7.0	26	0
18)	Sherels, Min.	11	11	75	6.8	21	0
19)	Grant, Mia.	9	3	61	6.8	14	0
20)	*Peppers, Cle.	17	7	109	6.4	25	0
21)	Benjamin, LA-C	12	7	76	6.3	23	0
22)	Lockett, Sea.	8	9	49	6.1	13	0
23)	Kerley, NY-J	9	7	52	5.8	15	0
24)	Rogers, Pit.	8	5	46	5.8	15	0
25t)	Crowder, Was.	9	8	45	5.0	18	0
25t)	Richard, Oak.	11	3	55	5.0	13	0
27)	Austin, LA-R	12	1	53	4.4	12	0
28)	Bray, Ind.	12	5	46	3.8	16	0

**NFL / KICKOFF RETURN LEADERS**

Rank	Player, Team	Ret	Yards	Avg	Long	TD
1)	Cooper, LA-R	15	476	31.7	103t	1
2)	Patterson, Oak.	9	278	30.9	49	0
3)	A. Hunt, K.C.	8	226	28.3	42	0
4)	Erickson, Cin.	7	184	26.3	41	0
5)	McKinnon, Min.	12	312	26.0	39	0
6)	Bray, Ind.	13	319	24.5	60	0
7)	*Switzer, Dal.	7	163	23.3	28	0
8)	*Jackson, Ten.	9	200	22.2	48	0
9)	Roberts, Atl.	10	215	21.5	61	0
10)	Harris, NY-G	9	188	20.9	30	0
11)	D. Thompson, Chi.	11	229	20.8	29	0
12)	K. Williams, Ariz	11	223	20.3	28	0
13)	*Bolden, S.F.	12	242	20.2	34	0
14)	D. Lewis, N.E.	8	156	19.5	26	0

**WEEK 6 / THROUGH MONDAY, OCTOBER 16, 2017****NFL / LEADERS IN INTERCEPTIONS**

Rank	Player, Team	Int	Yards	Avg	Long	TD
1)	Hyde, Buf.	4	62	15.5	37	0
2t)	Gipson, Jac.	3	76	25.3	67	0
2t)	*Hooker, Ind.	3	73	24.3	32	0
2t)	McCourty, Cle.	3	59	19.7	56t	1
2t)	Slay, Det.	3	52	17.3	37	0
2t)	Bethea, Ariz	3	37	12.3	21	0
2t)	Smith, Min.	3	25	8.3	19	0
8t)	Joseph, Hou.	2	85	42.5	82t	1
8t)	Quin, Det.	2	62	31.0	37t	1
8t)	Robey-Coleman, LA-R	2	56	28.0	31	0
8t)	Peters, K.C.	2	54	27.0	38	0
8t)	Vaccaro, N.O.	2	41	20.5	30	0
8t)	Randall, G.B.	2	35	17.5	21t	1
8t)	Smith, Jac.	2	30	15.0	28t	1
8t)	Armstrong, S.F.	2	29	14.5	29	0
8t)	*Cole, Hou.	2	28	14.0	25t	1
8t)	Melvin, Ind.	2	28	14.0	21	0
8t)	Carr, Bal.	2	24	12.0	20	0
8t)	Waynes, Min.	2	21	10.5	18	0
8t)	Bouye, Jac.	2	19	9.5	19	0
8t)	Mills, Phi.	2	16	8.0	15	0
8t)	Ramsey, Jac.	2	16	8.0	15	0
8t)	Brooks, NY-J	2	13	6.5	13	0
8t)	Poyer, Buf.	2	13	6.5	13	0
8t)	Webb, Bal.	2	10	5.0	10	0
8t)	*Douglas, Phi.	2	7	3.5	7	0
8t)	Fuller, Was.	2	3	1.5	3	0
8t)	Hal, Hou.	2	3	1.5	3	0
8t)	Shazier, Pit.	2	2	1.0	2	0
8t)	Weddle, Bal.	2	2	1.0	2	0
8t)	Mitchell, K.C.	2	0	0.0	0	0
8t)	Robinson, Phi.	2	0	0.0	0	0
8t)	M. Butler, N.E.	2	-1	-0.5	1	0

**WEEK 6 / THROUGH MONDAY, OCTOBER 16, 2017****NFL / LEADERS IN SACKS**

Rank	Player, Team	Sacks
1)	Lawrence, Dal. (DE)	8.5
2)	Campbell, Jac. (DE)	8.0
3)	Ingram, LA-C (LB)	7.5
4)	Griffen, Min. (DE)	7.0
5)	Peppers, Car. (DE)	6.5
6)	Jones, Ariz (LB)	6.0
7t)	Bosa, LA-C (DE)	5.5
7t)	Houston, K.C. (LB)	5.5
9t)	Hicks, Chi. (DE)	5.0
9t)	Jordan, N.O. (DE)	5.0
9t)	Miller, Den. (LB)	5.0
12t)	Pierre-Paul, NY-G (DE)	4.5
12t)	Smith, Was. (LB)	4.5
12t)	Suggs, Bal. (LB)	4.5
15t)	Ansah, Det. (DE)	4.0
15t)	Atkins, Cin. (DT)	4.0
15t)	Bennett, Sea. (DE)	4.0
15t)	Fowler, Jac. (DE)	4.0
15t)	B. Graham, Phi. (DE)	4.0
15t)	Mack, Oak. (DE)	4.0
15t)	Ngakoue, Jac. (DE)	4.0
15t)	Williams, Pit. (LB)	4.0
15t)	Zettel, Det. (DE)	4.0
24t)	Dumervil, S.F. (DE)	3.5
24t)	T. Flowers, N.E. (DE)	3.5
24t)	Ioannidis, Was. (DT)	3.5
24t)	Jones, K.C. (DE)	3.5
24t)	Kerrigan, Was. (LB)	3.5
24t)	*Lawson, Cin. (DE)	3.5
24t)	Van Noy, N.E. (LB)	3.5
24t)	Wake, Mia. (DE)	3.5
32t)	Addison, Car. (DE)	3.0
32t)	Barwin, LA-R (LB)	3.0
32t)	Branch, Mia. (DE)	3.0
32t)	Chickillo, Pit. (LB)	3.0
32t)	Clowney, Hou. (LB)	3.0
32t)	Edwards, Oak. (DE)	3.0
32t)	Floyd, Chi. (LB)	3.0
32t)	*Garrett, Cle. (DE)	3.0
32t)	Heyward, Pit. (DE)	3.0
32t)	Hughes, Buf. (DE)	3.0
32t)	M. Johnson, Cin. (DE)	3.0
32t)	Longacre, LA-R (LB)	3.0
32t)	McCain, LA-C (DE)	3.0
32t)	McPhee, Chi. (LB)	3.0
32t)	Morgan, Ten. (LB)	3.0
32t)	Reed, Atl. (DE)	3.0
32t)	Short, Car. (DT)	3.0
32t)	Simon, Ind. (LB)	3.0
32t)	*Watt, Pit. (LB)	3.0
32t)	*Wise, N.E. (DE)	3.0

**WEEK 6 / THROUGH MONDAY, OCTOBER 16, 2017****NFL / FUMBLE RECOVERIES**

Rank	Player, Team	TotRec	OffRec	DefRec
1t)	Brissett, Ind.	4	4	0
1t)	McCown, NY-J	4	4	0
1t)	Winston, T.B.	4	4	0
4t)	Brees, N.O.	3	3	0
4t)	Glennon, Chi.	3	3	0
4t)	Manning, NY-G	3	3	0
4t)	Wilson, Sea.	3	3	0
8t)	Andrews, N.E.	2	2	0
8t)	Apple, NY-G	2	0	2
8t)	Campanaro, Bal.	2	2	0
8t)	Clowney, Hou.	2	0	2
8t)	Cowser, Oak.	2	0	2
8t)	David, T.B.	2	0	2
8t)	Havenstein, LA-R	2	2	0
8t)	Hill, K.C.	2	2	0
8t)	Jones, Mia.	2	0	2
8t)	*McKenzie, Den.	2	2	0
8t)	Newton, Car.	2	2	0
8t)	Palmer, Ariz	2	2	0
8t)	Pierce, Bal.	2	0	2
8t)	Raymond, NY-J-NY-G	2	2	0
8t)	Reed, Was.	2	2	0
8t)	Rollins, G.B.	2	0	2
8t)	A. Smith, K.C.	2	2	0
8t)	*Trubisky, Chi.	2	2	0
8t)	Wentz, Phi.	2	2	0
8t)	Whitehead, Det.	2	0	2

**NFL / OFFENSIVE FUMBLE RECOVERIES**

Rank	Player, Team	Ret	Yards	Avg	Long	TD
1t)	Brissett, Ind.	4	0	0.0	0	0
1t)	McCown, NY-J	4	0	0.0	0	0
1t)	Winston, T.B.	4	0	0.0	0	0
4t)	Brees, N.O.	3	0	0.0	0	0
4t)	Glennon, Chi.	3	0	0.0	0	0
4t)	Manning, NY-G	3	0	0.0	0	0
4t)	Wilson, Sea.	3	0	0.0	0	0
8t)	Andrews, N.E.	2	0	0.0	0	0
8t)	Campanaro, Bal.	2	0	0.0	0	0
8t)	Havenstein, LA-R	2	0	0.0	0	0
8t)	Hill, K.C.	2	0	0.0	0	0
8t)	*McKenzie, Den.	2	0	0.0	0	0
8t)	Newton, Car.	2	0	0.0	0	0
8t)	Palmer, Ariz	2	0	0.0	0	0
8t)	Raymond, NY-J-NY-G	2	0	0.0	0	0
8t)	A. Smith, K.C.	2	0	0.0	0	0
8t)	*Trubisky, Chi.	2	0	0.0	0	0
8t)	Wentz, Phi.	2	0	0.0	0	0
8t)	Reed, Was.	2	-2	-1.0	0	0

**NFL / DEFENSIVE FUMBLE RECOVERIES**

Rank	Player, Team	Ret	Yards	Avg	Long	TD
1t)	Clowney, Hou.	2	71	35.5	49	1
1t)	Jones, Mia.	2	38	19.0	38t	1
1t)	David, T.B.	2	21	10.5	21t	1
1t)	Whitehead, Det.	2	5	2.5	5	0
1t)	Apple, NY-G	2	0	0.0	0	0
1t)	Cowser, Oak.	2	0	0.0	0	0
1t)	Pierce, Bal.	2	0	0.0	0	0
1t)	Rollins, G.B.	2	0	0.0	0	0

WEEK 6 / THROUGH MONDAY, OCTOBER 16, 2017

Team/Offense Rank (Within League)

	BAL	BUF	CIN	CLE	DEN	HOU	IND	JAX	KC	LAC	MIA	NE	NYJ	OAK	PIT	TEN	ARI	ATL	CAR	CHI	DAL	DET	GB	LAR	MIN	NO	NYG	PHI	SF	SEA	TB	WAS	
	29	31	24	25	12	15	27	18	2	14	32	1	21	30	13	17	TYDs/G	10t	5	19	26	9	28	22	8	10t	7	23	3	20	16	4	6
	30	31	22	28	18	17	25	16	1	9	32	3	14	21	13	10	TYDs/P	15	2	24	27	11	29	23	7	12	6	20	8	26	19	4	5
	7	17	28t	21	9	2	20	1	4	31	27	19	18	24	16	6	RYDs/G	32	11	22	3	8	28t	26	13	12	14	25	5	23	15	30	10
	10	29	31	15	13	6	28	2	1	25	27	21	12	11	23	3	RshAvg	32	4	30	7	5	26	22	19	18	8	17	9	14	20	24	16
	31	30	18	23	14	24	26	29	7	4	32	1	22	27	11	25	Psyd/G	3	6	17	28	13	21	15	10	12	5	19	9	20	16	2	8
	31	7	29	32	26	18	19t	21	1	11	22	2	18	23	13	14	PasAvg	12	5	16	28	15	29	25	3	8	7	22	9	27	19	4	1
	13	32	24	20	25	31	27	9	30	2	12	14	26	16	6	11	%HdInt	15	27	30	25	12t	9	17	8	2	4	14	6	10	12t	16	5
	26	30	24t	15	9	2	27	17	6t	10t	31	1	29	32	12	22t	Sac/PP	23	10	22	15	3	29	28	7	5	1	17	21	19	18	4	8
	28	16	24	31	9t	19	20	29	6	17	32	4t	13	21	18	26	ID/Gm	8	5	10t	22t	13t	24t	6t	18	16	13t	28	4	20	21	3	19
	22t	26t	19t	7	26t	6	26t	1t	26t	13t	22t	13t	8t	22t	32	1t	3D Eff	22	2	3	25	11	14	7	4t	8	23	27	1	30	9t	15	12
	3	11	14	23	12	5	30	32	10	24	21	4	22	27t	26	7	4D Eff	18	19t	19t	12	8t	26t	3	13t	26t	8t	25	4	11	5	13t	13t
	1	14	8	16	3	12	6	28	7	29	17	27	23	4	32	24t	PR Avg	31	8	17t	16	17t	1	13	29	20	19	15	2	6	25	9	27t
	14	15	10	5	16	3	13	29	20	4	12	30	8	1	32	2	KR Avg	21	15	26	18	10	31	19	2	5	24t	20	11	22	9	13	30
	7	24	16	9	17	15	4	27	26	18	14	29	8	1	31	2	GpntAv	7	19	23	9	28	27	18	11	31	6	22	17	21	25t	24	24
	24	27	30	31	16	2t	20t	8	2t	23	32	5	26	18	22	11	NpntAv	28	20	13	30	19	10	5	3	21	22	32	12	6	23	11	25
	21t	13t	18	32	29	1t	12	26	10t	30	1t	10t	19t	1t	19t	7	Pts/Gm	20t	12	17	28t	9	7	10	1	19	4	28t	6	25	15	13	14
																	FG%	27	15	8t	28	1t	21t	1t	6	13t	24	25	17	8t	16	31	23

Opponent/Defense Rank (Within League)

	BAL	BUF	CIN	CLE	DEN	HOU	IND	JAX	KC	LAC	MIA	NE	NYJ	OAK	PIT	TEN	ARI	ATL	CAR	CHI	DAL	DET	GB	LAR	MIN	NO	NYG	PHI	SF	SEA	TB	WAS	
	16	13	2	8	1	7	31	9	29	18t	11	32	25	23	3	17	TYDs/G	22	10	4	6	21	18t	14	24	5	26	27	20	28	15	30	12
	10	9	1	11	2	13	31	4	29	21	20	32	22	27	3	12	TYDs/P	17	7	6	8	14	25	18	23	5	28	24	26	19	16	30	15
	30	7	14	6	2	17	19	31	27	32	4	20	28	21	23	16	RYDs/G	9	13	5	15	22	10	24	29	3	11	25	1	18	26	12	8
	21	7	12	2	1	17	18	32	28	31	6	26	24	13	27	11	RshAvg	4	20	14	16	25	9	19	29	3	22	23	10	5	30	8	15
	5	21	2	17	6	10	30	3	24	4	22	32	15	20	1	19	Psyd/G	26	12	7	8	16	23	11	13	14	28	25	29	27	9	31	18
	11	12	1	28	7	17	31	3	26	10	22	32	16	29	2	21	PasAvg	23	4	5	8	9	24	18	15	13	25	19	20	27	6	30	14
	2	4	16	20	17	6	10	1	15	19	30	21	9	32	14	24	%HdInt	13	28	31	29	27	3	22t	7	8	5	26	18	25	11	22t	12
	7	20	2	16	13	11	27	1	15	6	17	24	31	23	3	30	Sac/PP	29	19	5	12	8	21	25	4	14	9	28	26	18	22	32	10
	15t	14	4	15t	1	5	27	6	29	20	17t	32	25	11	2	26	ID/Gm	12t	23	3	8	28	17t	24	12t	9t	21	22	9t	31	17t	30	7
	4	16	9	23	2	6	24	14	15	27	5	26	22	29	7	10	3D Eff	25	13	11	17	28	8	18	12	1	32	19	3	31	21	30	20
	17t	13t	17t	1	9	25t	29	10t	17t	5t	10t	13t	5t	17t	7	22t	4D Eff	22t	27t	13t	31t	25t	13t	30	21	27t	2t	8	10t	31t	2t	2t	22t
	11	9	22	23	19	30	5	26	25	18	20	13	16	12	21	10	PR Avg	31	28	6	32	8	14	3	2	4	27	29	7	1	15	24	17
	4	29	14	1	26	25	3	30	12	23	2	7	10	19t	17	31	KR Avg	16	11	18	32	24	13	22	9	8	27	21	15	28	5	19t	6
	17	8	24	28	29	26	15t	6	5	27	31	19	20	12	2	32	GpntAv	3	14	22	30	15t	18	9	1	7	4	23	11	25	21	13	10
	4	6	7	26	16	14	30	20	2	27	31	11	21t	19	13	32	NpntAv	25	9	21t	28	18	1	15	10	12	8	24	3	17	29	5	23
	11	1	2	27	8	24	32	7	13t	16	3	30	13t	12	4	31	Pts/Gm	28	15	9t	25	29	26	18	20	5	21	17	9t	23	6	22	19
	18t	28t	18t	10t	9	25t	14	23t	15t	23t	2	3	1	7t	7t	28t	FG%	28t	28t	21t	25t	10t	6	10t	5	25t	18t	4	15t	28t	21t	15t	10t