

PACKERS

WEEKLY MEDIA INFORMATION PACKET



NEW ORLEANS SAINTS vs GREEN BAY PACKERS

Sunday, October 22, 2017 @ 12:00 p.m. CDT • Lambeau Field



THE DOPE SHEET

OFFICIAL PROGRAM AND PUBLICATION, ACME-PACKERS FOOTBALL TEAM.

Packers Public Relations • Lambeau Field Atrium • 1265 Lombardi Avenue • Green Bay, WI 54304 • 920/569-7500 • 920/569-7201 fax
Jason Wahlers, Sarah Quick, Tom Fanning, Nathan LoCascio

VOL. XIX; NO. 13

GREEN BAY (4-2) VS. NEW ORLEANS (3-2)

Sunday, Oct. 22 • Lambeau Field • 12 p.m. CDT

PACKERS RETURN HOME TO PLAY THE SAINTS

After back-to-back away games, the Green Bay Packers will host the New Orleans Saints at Lambeau Field on Sunday in the first noon home game this season.

- ▶ The Packers are 10-2 at home against New Orleans.
- ▶ It is the Saints' latest trip by date to Wisconsin since playing the Packers in Milwaukee on Nov. 17, 1985.
- ▶ This is the first time hosting the Saints since 2012, a 28-27 Green Bay victory.
- ▶ Each team has scored 20-plus points in each of the last five matchups, with three being decided by eight or fewer points.
- ▶ As the home team, Green Bay has scored 21-plus points in all 12 games against the Saints.
- ▶ The Packers are 4-2 this season, marking the fifth straight season and the 10th time since 2000 that Green Bay has won at least four of its first six games (6-0 in 2011 and 2015 / 5-1 in 2002 and 2007 / 4-2 in 2001, 2009, 2013, 2014 and 2016).
- ▶ The Packers' four wins are tied for the third most in the NFL this season and the second most in the NFC.
- ▶ The Packers have won 10 of their last 12 regular-season games and are tied with Kansas City, New England and Pittsburgh for the best record in the NFL over that span.
- ▶ Dating back to 2006, the Packers (31-12, .721) hold the second-best winning percentage in the month of October behind the New England Patriots (41-8, .837).
- ▶ Green Bay has won 22 of its last 27 games played in the month of October and 12 of the last 13 at home in October.
- ▶ The Packers are 17-5 (.773) at home in the month of October since 2006, ranking No. 3 in the NFC (New Orleans, 19-4, .826 / New York Giants, 18-4, .818) and tied for No. 5 in the NFL over that span (New England, 21-2, .913 / Indianapolis, 15-4, .789 / Pittsburgh, 17-5, .773).
- ▶ Green Bay has outscored opponents by 226 points at home in October since 2006, No. 2 in the NFL over that span (New England, 321).
- ▶ The Packers rank No. 3 in the NFL in points per game allowed (19.1) in the month of October since 2006.
- ▶ Green Bay has registered 53 interceptions in the month of October since 2006, tied for No. 3 in the NFL over that span (New York Giants, 61 / New England, 56 / Arizona, 53).
- ▶ The Packers are the only team with four touchdowns on opening drives this season. Green Bay leads the league with 27 points on opening drives.
- ▶ The Packers are No. 1 in red-zone efficiency this season (16 TDs on 22 drives, 72.7 percent).



REGULAR-SEASON WEEK 7

- ▶ The Packers will have a bye in Week 8, the latest bye week for Green Bay since 2014 (Week 9). After the bye, Green Bay will play consecutive games against NFC North opponents. In Week 9, they will host the Detroit Lions on *Monday Night Football*, and then face the Bears in Chicago in Week 10.

WITH THE CALL

FOX Sports, now in its 24th season as an NFL network television partner, will broadcast the game.



- ▶ Play-by-play man **Kenny Albert** joins analyst **Charles Davis** and sideline reporter **Pam Oliver**.
- ▶ Milwaukee's WTMJ (620 AM), airing Green Bay games since November 1929, heads up the Packers Radio Network that is made up of 50 stations in five states. **Wayne Larrivee** (play-by-play) and two-time Packers Pro Bowler **Larry McCarren** (analyst) call the action. McCarren first joined the team's broadcasts in 1995 and enters his 23rd season calling Packers games. After originally being paired together in 1999, McCarren and Larrivee enter their 19th season of broadcasts together.
- ▶ Westwood One Sports will air the game across the country. **Dan Miller** (play-by-play) and **Ross Tucker** (analyst) will call the action and **Scott Graham** will host pregame and halftime shows.
- ▶ The broadcast is also available on Sirius Satellite Radio (WTMJ feed).
- ▶ DIRECTV subscribers can watch the game on Channel 709.

REGULAR SEASON

Date	Opponent	Time (CT)	TV
Sun., Sept. 10	SEATTLE SEAHAWKS W, 17-9	78,381
Sun., Sept. 17	at Atlanta Falcons L, 23-34	70,826
Sun., Sept. 24	CINCINNATI BENGALS (Gold Pkg.) W, 27-24	78,323
Thu., Sept. 28	CHICAGO BEARS W, 35-14	78,362
Sun., Oct. 8	at Dallas Cowboys W, 35-31	93,329
Sun., Oct. 15	at Minnesota Vikings L, 10-23	66,848
Sun., Oct. 22	NEW ORLEANS SAINTS 12 p.m.	FOX
Sun., Oct. 29	BYE		
Mon., Nov. 6	DETROIT LIONS (Gold Pkg.) 7:30 p.m.	ESPN
Sun., Nov. 12	at Chicago Bears *12 p.m.	FOX
Sun., Nov. 19	BALTIMORE RAVENS *12 p.m.	CBS
Sun., Nov. 26	at Pittsburgh Steelers *7:30 p.m.	NBC
Sun., Dec. 3	TAMPA BAY BUCCANEERS *12 p.m.	FOX
Sun., Dec. 10	at Cleveland Browns *12 p.m.	FOX
Sun., Dec. 17	at Carolina Panthers *12 p.m.	FOX
Sat., Dec. 23	MINNESOTA VIKINGS 7:30 p.m.	NBC
Sun., Dec. 31	at Detroit Lions *12 p.m.	FOX

*—Start time and broadcast may shift due to NFL flexible scheduling

NFL POSTSEASON DATES

- Jan. 6-7 AFC and NFC Wild Card Playoffs
- Jan. 13-14 AFC and NFC Divisional Playoffs
- Jan. 21 AFC and NFC Championship Games
- Jan. 28 Pro Bowl, Camping World Stadium, Orlando, Fla.
- Feb. 4 Super Bowl LII, U.S. Bank Stadium, Minnesota





PACKERS VS. SAINTS - WEEK 7

HOME SWEET HOME

Green Bay has a long tradition of playing well at Lambeau Field.

- ▶ Green Bay is 3-0 at home this season, marking the fifth time in the last seven seasons that the Packers have began the season 3-0 or better at home.
- ▶ Green Bay finished with a record of .500 or better at home in 10 of the first 11 seasons under Head Coach **Mike McCarthy**.

Season	Home Record
2017	3-0
2016	6-2
2015	5-3
2014	8-0
2013	4-3-1
2012	7-1
2011	8-0
2010	7-1
2009	6-2
2008	4-4
2007	7-1
2006	3-5

- ▶ Green Bay's victory in Week 4 vs. Chicago was the 220th at Lambeau Field, the most home wins by any franchise at one stadium in NFL history.
- ▶ The Packers are 10-2 (.833) in home openers under McCarthy, including 9-1 (.900) when QB **Aaron Rodgers** starts.
- ▶ Since the start of 2014, Green Bay ranks **No. 1 in the NFL** in winning percentage at home during the regular season:

Team	Record At Home (Since 2014)	Pct.
1. Green Bay	22-5	.815
2. Seattle	21-5	.808
3. Denver	22-6	.786
4. New England	21-6	.778
5. Kansas City	20-7	.741
6. Pittsburgh	19-7	.731

- ▶ Under McCarthy, Green Bay is 68-22-1 at home during the regular season. The Packers' .753 winning percentage ranks **No. 2 in the NFL** over that span:

Team	Record At Home (Since 2006)	Pct.
1. New England	76-15	.835
2. Green Bay	68-22-1	.753
3. Baltimore	66-25	.725
4. Pittsburgh	65-25	.722
5. Indianapolis	64-27	.703
6. Seattle	63-27	.700

- ▶ The Packers rank **No. 2 in the NFL** in point differential at home since the start of the 2014 season (according to pro-football-reference.com):

Team	Point Differential At Home (Since 2014)
1. New England	plus-316
2. Green Bay	plus-296
3. Seattle	plus-262
4. Kansas City	plus-210
5. Pittsburgh	plus-205

- ▶ Green Bay ranks **No. 2 in the NFL** in point differential at home this season (according to pro-football-reference.com):

Team	Point Differential At Home (2017)
1. Minnesota	plus-33
2. Green Bay	plus-32
3. Seattle	plus-31
4. Philadelphia	plus-30
5. Houston	plus-29

- ▶ In 2014, Green Bay's plus-155 point differential at home was the highest in franchise history (dating back to 1940), eclipsing the plus-151 in 1996.
- ▶ Dating back to 2014, Green Bay ranks **No. 1 in the NFL** in first-quarter scoring margin (plus-173) at home (according to pro-football-reference.com). The Packers are plus-14 in first-quarter scoring margin at home this season, ranking **No. 7 in the NFL**.
- ▶ The Packers recorded 35 points in their last home game. Under McCarthy, Green Bay has scored 30-plus points at home during the regular season 40 times, winning 38 of those contests. The Packers' rank **No. 3 in the league** in home games with 30-plus points since 2006:

Team	30-Plus Point Home Games (Since 2006)
1. New England	48
2. New Orleans	45
3. Green Bay	40
4. Dallas	38
5. L.A. Chargers	35

- ▶ WR **Jordy Nelson** has recorded at least one touchdown catch in 16 of the last 19 games he has played in at Lambeau Field, totaling 23 touchdown receptions over that span.
- ▶ Over his career, Nelson has registered at least one touchdown reception in 30 games at Lambeau Field. The Packers are 28-2 in those contests.
- ▶ Nelson has recorded five touchdown receptions in three home games this season, including two touchdowns in each of the past two home games.
- ▶ Dating back to the 2016 season, Nelson has 14 receiving touchdowns in 11 home games, ranking **No. 1 in the NFL**. WR **Davante Adams** is **tied for No. 2 in the NFL** over that span with eight receiving touchdowns at home.

FIRST CAREER START

On Sunday, QB **Brett Hundley** is expected to make his first career start for the Packers. Below are the top passing-yardage totals by a Packers QB in their first start with the team during the Super Bowl era:

Player	Passing Yards
1. Scott Tolzien, at NYG, 11/17/13	339
2. Mike Tomczak, vs. Buf., 11/10/91	317
3. Matt Flynn, at NE, 12/19/10	251

- ▶ The last time a QB besides **Aaron Rodgers** started a regular-season game for Green Bay was QB Matt Flynn on Dec. 22, 2013 vs. Pittsburgh.
- ▶ Rodgers is the last Packers QB to win his first career start for the team (24-19, vs. Minnesota, Sept. 8, 2008).



PACKERS VS. SAINTS - WEEK 7

IN THE CONFERENCE

The Packers have established themselves as one of the best teams in the NFC.

- ▶ Green Bay has won eight of its last 10 regular-season games against NFC opponents.
- ▶ Under Head Coach **Mike McCarthy**, Green Bay tallied a winning record against NFC opponents in 10 of his first 11 seasons (2006-16):

Season	Record Against NFC Teams
2017	3-2
2016	8-4
2015	7-5
2014	9-3
2013	6-5-1
2012	8-4
2011	12-0
2010	8-4
2009	9-3
2008	5-7
2007	9-3
2006	7-5

- ▶ Dating back to 2006, Green Bay ranks **No. 1 in the NFC** in intra-conference games:

Team	NFC vs. NFC Winning Pct.
1. Green Bay	.668 (91-45-1)
2. New Orleans	.593 (80-55)
3. Seattle	.574 (77-57-1)
4. Dallas	.559 (76-60)
5. Atlanta	.548 (74-61)
6. Philadelphia	.537 (73-63)
7. Carolina	.529 (72-64)

- ▶ The Packers rank **No. 3 in the NFC** in total net yards per game in intra-conference games since 2006:

Team	Total Net Yards Per Game vs. NFC Teams (Since 2006)
1. New Orleans	404.4
2. Philadelphia	370.0
3. Green Bay	367.4
4. Dallas	361.9
5. Atlanta	360.1

- ▶ Green Bay ranks **No. 2 in the NFC** and **No. 3 in the NFL** in points per game against NFC opponents since 2008:

Team	Points Per Game Vs. NFC
1. New England	30.1
2. New Orleans	27.7
3. Green Bay	26.5
4. Los Angeles Chargers	25.8
5. Indianapolis	25.7

- ▶ Dating back to 2008 when he entered the NFL, WR **Jordy Nelson** (51) ranks **No. 2 among active players** in touchdown receptions against NFC opponents:

Player	TD Receptions Against NFC Teams (Since 2008)
1. Larry Fitzgerald, ARI	56
2. Jordy Nelson, GB	51
3. Dez Bryant, DAL	46
4. Vernon Davis, SF/DEN/WAS	41
5. Jimmy Graham, NO/SEA	39

- ▶ Dating back to 1970, Nelson ranks No. 2 among Packers in touchdown receipts against NFC teams:

Packers Player	TD Receptions Against NFC Teams (Since 1970)
1. Sterling Sharpe, 1988-94	53
2. Jordy Nelson, 2008-present	51
3. Donald Driver, 1999-2012	42
4. Greg Jennings, 2006-12	41
5. Antonio Freeman, 1995-2003	37

- ▶ Nelson ranks in the top five among Green Bay players in receptions and receiving yards against NFC opponents since 1970:

Packers Player	Receptions Against NFC Teams (Since 1970)
1. Donald Driver, 1999-2012	556
2. Sterling Sharpe, 1988-94	479
3. James Lofton, 1978-86	404
4. Jordy Nelson, 2008-present	386
5. Greg Jennings, 2006-12	333

Packers Player	Receiving Yards Against NFC Teams (Since 1970)
1. Donald Driver, 1999-2012	7,380
2. James Lofton, 1978-86	7,211
3. Sterling Sharpe, 1988-94	6,614
4. Jordy Nelson, 2008-present	5,725
5. Greg Jennings, 2006-12	5,058

- ▶ While LB **Clay Matthews** passed DE Kabeer Gbaja-Biamila for the franchise sack record earliest this season, his 56 career sacks against NFC teams trails Gbaja-Biamila (56.5) for the most by a Green Bay player since 1982.

Two years after he co-founded the Packers with Curly Lambeau, George Calhoun began writing a piece called The Dope Sheet, which served as the official press release from 1921-24.





PACKERS VS. SAINTS - WEEK 7

AT THE HELM

Having led Green Bay to the playoffs in nine of his first 11 seasons as head coach, **Mike McCarthy** is joined by Vince Lombardi and Mike Holmgren as the only coaches to guide the Packers to a Super Bowl win with a victory over Pittsburgh in Super Bowl XLV.

- ▶ McCarthy guided the Packers to a franchise-record fourth consecutive division title in 2014. In his 11 seasons, he has won six division titles, tying Lombardi for the second most in franchise history.
- ▶ With a win at Tampa Bay in Week 16 of the 2014 season, McCarthy passed Lombardi for the No. 2 spot in team history as far as overall victories:

Coach	Overall Wins
1. Curly Lambeau, 1921-49	212
2. Mike McCarthy, 2006-17	128
3. Vince Lombardi, 1959-67	98
4. Mike Holmgren, 1992-98	84

- ▶ The 128 overall wins are the most in the NFC and the second most in the NFL since 2006 (New England, 156).
- ▶ In Week 6, McCarthy recorded his 200th career game as a head coach (including the postseason). Having compiled 128 victories, he tied Bud Grant and Chuck Noll for the sixth-most wins by a head coach through 200 games: Don Shula, 149 / Joe Gibbs, 138 / George Halas, 134 / Tony Dungy, 130 / Curly Lambeau, 130.
- ▶ McCarthy reached 100 career wins (including playoffs) in just his 155th game. He was the fastest to reach 100 wins in the NFL since George Seifert in 1996 (132 games).
- ▶ McCarthy's 114 regular-season wins in his first 11 years as a head coach (2006-16) are **tied for No. 3 in NFL history**:

Coach	Wins In First 11 Regular Seasons (2006-16)
1. Don Shula, BAL/MIA	117
2. Joe Gibbs, WAS	115
3t. Mike McCarthy, GB	114
3t. Tony Dungy, TB/IND	114
3t. George Seifert, SF/CAR	114

- ▶ McCarthy recorded his third regular season with 12-plus wins in 2014 (2007, 2011), passing Curly Lambeau (1929, 1931), Lombardi (1962, 1966), Holmgren (1996-97) and Mike Sherman (2001-02) for the most by a coach in franchise history.
- ▶ McCarthy has guided the Packers to five seasons with 11-plus wins (2007, 2009, 2011-12, 2014), passing Lombardi (1961-63, 1966) and Holmgren (1995-98) for the **most by a coach in franchise history**.
- ▶ McCarthy's eight regular seasons with 10-plus wins are a **franchise record** (since 1921). Among current NFL head coaches, only Bill Belichick (16) and Andy Reid (11) have more 10-plus win seasons.
- ▶ McCarthy is the **only coach in franchise history** to post three or more consecutive 10-win seasons twice in his career (2009-12, 2014-16).
- ▶ McCarthy joined Pittsburgh's Bill Cowher (2005) as the only Super Bowl-winning coaches to lead their respective teams to three road wins as the No. 6 seed in the postseason en route to a world title.
- ▶ Including playoffs, McCarthy has a 128-71-1 record since taking over as head coach in 2006, a .643 winning percentage that ranks **No. 2 among current NFL head coaches** (minimum 100 games):

Coach	Winning Pct.
1. Bill Belichick, CLE/NE	.680 (268-126)
2. Mike McCarthy, GB	.643 (128-71-1)
3. Mike Tomlin, PIT	.639 (115-65)

- ▶ McCarthy has coached in 200 games (including playoffs), **No. 2 in team history** behind Curly Lambeau (339 from 1921-49).

- ▶ In the Week 6 victory over the San Diego Chargers in 2015, McCarthy earned the 100th regular-season win of his career in just his 150th game, making him the **seventh-fastest coach in NFL history and the fastest current NFL coach** to reach the 100-win plateau:

Coach (Current)	Games Needed For 100 Regular-Season Wins
1. Mike McCarthy, GB	150
2. Andy Reid, PHI/KC	164
3. Bill Belichick, CLE/NE	177
4. John Fox, CAR/DEN	182

- ▶ Since McCarthy took over in 2006, the Packers rank **No. 2 in the NFL** in regular-season winning percentage:

Team	Winning Pct.
1. New England	.780 (142-40)
2. Green Bay	.651 (118-63-1)
3. Pittsburgh	.632 (115-67)

- ▶ Green Bay's seven 10-win regular seasons since 2009 are **No. 2 in the NFL**:

Team	10-Win Regular Seasons (Since 2009)
1. New England	8
2. Green Bay	7
3t. Cincinnati/Indianapolis/Pittsburgh	5

WINNING WAYS

- ▶ The Packers are the only NFC team and one of two teams in the league (New England) to make the playoffs each of the past eight seasons (2009-16). Those eight appearances are more than the rest of the NFC North Division combined during that span (Minnesota-three / Detroit-three / Chicago-one).
- ▶ McCarthy became just the **fourth head coach in NFL history** to lead a single franchise to eight-plus consecutive playoff appearances:

Coach	Years
Tom Landry, DAL	1966-73 and 1975-83
Chuck Noll, PIT	1972-79
Mike McCarthy, GB	2009-16
Bill Belichick, NE	2009-16

- ▶ There are seven teams in the NFL with five-plus playoff appearances from 2009-16, with only two in the NFC (New England and **Green Bay, eight** / Cincinnati and Seattle, six / Baltimore, Denver, Indianapolis, five).
- ▶ With the victory over Dallas in the 2016 playoffs, McCarthy has led the Packers to 10 wins in the postseason, passing Vince Lombardi and Mike Holmgren for the **most in team history**:

Coach	Postseason Wins
1. Mike McCarthy, 2006-17	10
2t. Vince Lombardi, 1959-67	9
2t. Mike Holmgren, 1992-98	9

- ▶ The 10 postseason wins since 2007 are tied for No. 2 in the NFL with Baltimore and Seattle (New England, 13). The rest of the NFC North has combined for two postseason wins over the last 10 seasons (Minnesota and Chicago).



THE DOPE ON THIS WEEK'S OPPONENT:

Packers at Saints:

All-time regular season:
16-8

All-time, Lambeau Field:
4-1

Streaks: The two teams have each won three games since 2005.

Last meeting, regular season, in Green Bay:
Sept. 30, 2012, Packers won, 28-27

Last meeting, regular season:
Oct. 26, 2014, Mercedes-Benz Superdome, Saints won, 44-23



COACHES CAPSULES

Mike McCarthy: 128-71-1, .643 (incl. 10-8 postseason); 12th NFL season

Sean Payton: 103-72, .589, (incl. 6-4 postseason); 11th NFL season

Head to Head: Payton, 3-1

vs. Opponent: McCarthy 2-3 vs. Saints; Payton 3-1 vs. Packers

MIKE MCCARTHY...Is in his 12th year as the Packers' 14th head coach.

- ▶ Led the Packers to their eighth consecutive playoff appearance last season, tied for the third-longest streak in NFL history. Has also led the team to nine playoff appearances in the last 10 years (2007, 2009-16).
- ▶ Ranks second in franchise history in total victories, trailing only Curly Lambeau.
- ▶ Guided the Packers to top-10 finishes in scoring in eight straight seasons (2007-14), joining the Patriots as the only other team to accomplish the feat over that time; Packers finished first overall in scoring in 2014.
- ▶ Reached the 100-win plateau faster than any active NFL head coach, needing just 155 games.
- ▶ Joined Vince Lombardi and Mike Holmgren as the only coaches to guide the Packers to a Super Bowl title with a win over Pittsburgh in Super Bowl XLV.

SEAN PAYTON...Is in his 11th year as the Saints' 14th head coach.

- ▶ Has led New Orleans to five playoff appearances, three NFC South titles, two NFC Championship games and a Super Bowl title in his time at the helm of the Saints.
- ▶ Is the longest-tenured head coach in the NFC South and only three head coaches across the NFL have been with their teams for a longer period of time, including McCarthy, who was hired one week before Payton in 2006.
- ▶ Has won six postseason games with the Saints since taking over a franchise that had won just once in the postseason in the nearly 40 years prior to his arrival.
- ▶ Before joining New Orleans he coached for the Dallas Cowboys from 2003-05, serving as the assistant head coach/quarterbacks the first two years and the assistant head coach/passing game coordinator in his last year.
- ▶ Began his coaching career in the NFL as the quarterbacks coach for the Philadelphia Eagles in 1997-98 and then coached for the New York Giants from 1999-2002, serving as the offensive coordinator his last three seasons.

THE PACKERS-SAINTS SERIES

- ▶ These clubs launched their series in 1968, when former Vince Lombardi assistants Phil Bengston (Packers) and Tom Fears (Saints) met in Milwaukee. The Packers, one year after winning Super Bowl II, defeated the second-year Saints, 29-7. Fears, a Packers assistant for five seasons, was New Orleans' first head coach.
- ▶ The Packers are 16-8 all-time against the Saints.
- ▶ From 1972-1985, Green Bay won nine of the teams' 10 matchups.
- ▶ Green Bay is 10-2 all-time at home against New Orleans.
- ▶ New Orleans is just 1-4 in games played at Lambeau Field.

NOTABLE CONNECTIONS

Packers head coach Mike McCarthy served as the Saints offensive coordinator from 2000-04...Packers G Jahri Evans spent the first 11 seasons of his career with the Saints, notching six Pro Bowl selections and four first-team All-Pro selections and ranks second among offensive linemen in Saints history with 169 games played...Other members of the Packers staff who coached in New Orleans include: defensive coordinator Dom Capers (1986-91), associate head coach/linebackers Winston Moss (2000-05) and special teams coordinator Ron Zook (2000-01)...Packers offensive line coach James Campen played two seasons in New Orleans (1987-88) after playing collegiately at Tulane...Packers QB Joe Callahan spent time on the Saints' active roster last season...Saints LB A.J. Klein is an Appleton, Wis., native and played at Kimberly High School...New Orleans T Ryan Ramsey played at Wisconsin and is a native of Stevens Point, Wis. ...Saints QBs coach Joe Lombardi is Vince Lombardi's grandson...New Orleans S Chris Banjo spent his first four NFL seasons in Green Bay (2013-16)...Saints QB Taysom Hill was a part of the Packers training camp and preseason roster in 2017...Packers safeties - secondary coach Darren Perry played for the Saints in 2000, the final year of his nine-year playing career...Packers vice president of football administration/player finance Russ Ball spent six seasons (2002-07) with the Saints, the final two as vice president of football administration and the first four as senior football administrator...Packers director of player personnel Brian Gutekunst assisted the offensive line of the Saints during training camp in the summer of 1995...Packers S Kentrell Brice is a Ruston, La., native...Green Bay DT Ricky Jean Francois played collegiately at LSU...Saints RB Mark Ingram's father, Mark Sr., played WR for the Packers in 1995...McCarthy was Saints LBs coach Mike Nolan's offensive coordinator in 2005 when Nolan was the 49ers head coach...Nolan coached Packers LB Ahmad Brooks in San Francisco in 2008...Brooks and Jean Francois were teammates of Saints WR Ted Ginn Jr. with the 49ers...Brooks and Packers DT Quinton Dial would also play with New Orleans LB Gerald Hodges and LB Nathan Stupar in San Francisco...Capers was Saints secondary coach Aaron Glenn's head coach from 2002-04 with the Houston Texans...Glenn was also a teammate of Green Bay assistant special teams coach Jason Simmons for three seasons in Houston...Capers was the defensive coordinator with the Dolphins in 2007 during Ginn Jr.'s rookie season in Miami...Glenn would go on to coach with Packers TE's coach Brian Angelichio with the Cleveland Browns from 2014-15...While Angelichio was in Cleveland, New Orleans DT John Hughes and LB Craig Robertson played for the Browns...New Orleans assistant special teams coordinator Kevin O'Dea was a graduate assistant at Penn State during Perry's senior season with the Nittany Lions in 1991...Packers secondary - cornerbacks coach Joe Whitt Jr., and Saints RBs coach Joel Thomas coached together at Louisville in 2003...Packers defensive line coach Mike Trgovac and Saints offensive coordinator Pete Carmichael coached together on the staff in Washington in 2001...Trgovac was on the same staff in Philadelphia as Saints head coach Sean Payton (1997-98)...New Orleans offensive assistant Brendan Nugent was an offensive quality control coach in Chicago while Green Bay TE Martellus Bennett played for the Bears...Jean Francois was a teammate of Saints TE Coby Fleener for two seasons in Indianapolis (2013-14)...Saints executive vice president/general manager Mickey Loomis was the Seahawks' executive vice president while Moss was a player in Seattle and his first year as a coach in 1998...During Packers TE Lance Kendricks' rookie season with the Rams, he teamed with Saints TE Michael Hoomanawanui...Additionally, Zook was the head coach at Illinois while Hoomanawanui played for the Illini...Packers defensive quality control coach Tim McGarigle was on the defensive coaching staff at Illinois while Saints DB Justin Hardee played at Illinois...Saints defensive assistant Michael Hodges was a defensive graduate assistant at Fresno State while Packers WR Davante Adams played for the Bulldogs...Notable college teammates include: Hill and Packers RB Jamaal Williams (BYU), Packers C Corey Linsley, Saints S Von Bell and WR Michael Thomas (Ohio State), Fleener and Green Bay RB Ty Montgomery (Stanford), Montgomery, LB Blake Martinez and Saints T Andrus Peat (Stanford).

LAST MEETING, REGULAR SEASON

Oct. 26, 2014, Mercedes-Benz Superdome, Saints won, 44-23

- ▶ Saints QB Drew Brees threw for 311 yards and three touchdowns, completing all 11 passes in the second half.
- ▶ For just the third time in NFL history, there were no punts by either team.
- ▶ Despite throwing two interceptions on tipped passes, QB Aaron Rodgers threw for 418 yards (second most in his career), including a 70-yard touchdown to WR Randall Cobb.



PACKERS VS. SAINTS - WEEK 7

TAKING HIS PLACE AMONG THE GAME'S BEST

QB **Aaron Rodgers** surpassed the 1,500-attempt plateau for his career in 2010, the benchmark to qualify for passer rating in the NFL record book.

▶ Rodgers ranks **No. 1 in NFL history** in career passer rating:

<u>Quarterback</u>	<u>Career Passer Rating</u>
1. Aaron Rodgers, GB	104.1
2. Russell Wilson, SEA	98.9
3. Tom Brady, NE	97.5
4. Tony Romo, DAL	97.1
5. Steve Young, TB/SF	96.8

▶ Dating back to last season, Rodgers completed 27-plus passes in five consecutive games (Weeks 16-17 of 2016 and Weeks 1-3 of 2017), passing Brett Favre (four, Weeks 2-5, 2007) for the longest streak in franchise history.

▶ Rodgers registered the sixth 4,000-yard passing season of his career in 2016, setting the **franchise record** as he surpassed Favre's mark of five 4,000-yard seasons.

▶ Rodgers had 11 zero-INT games last season (min. 15 att.), the third time in his career with 10-plus zero-INT games (13 in 2014, 12 in 2009). The only other QB in team history to have 10 in a season was Bart Starr (10) in 1964.

▶ In 2016, Rodgers set the **single-season franchise record for completions** with 401, surpassing Favre's mark of 372 in 2005.

▶ In the Week 7 victory over Chicago (2016), Rodgers set a **single-game franchise record** with 39 completions, besting the previous high of 36 by Favre at Chicago on Dec. 5, 1993.

▶ Rodgers went over the 35,000-yard passing mark for his career last season in Week 11 at Washington. According to the Elias Sports Bureau, he reached the mark on his 4,446th attempt, the **second-fewest attempts needed in NFL history** behind QB Johnny Unitas (4,388 attempts).

▶ A look at where Rodgers ranks among active NFL quarterbacks **since he took over as the starter in 2008** (min. 1,350 attempts):

<u>Quarterback</u>	<u>Passing Yards (Since 2008)</u>
1. Drew Brees, NO	46,243
2. Philip Rivers, LAC	40,778
3. Matt Ryan, ATL	39,058
4. Eli Manning, NYG	38,295
5. Aaron Rodgers, GB	37,883
<u>Quarterback</u>	<u>Passing TDs (Since 2008)</u>
1. Drew Brees, NO	341
2. Aaron Rodgers, GB	309
3. Philip Rivers, LAC	280
<u>Quarterback</u>	<u>Passer Rating (Since 2008)</u>
1. Aaron Rodgers, GB	104.5
2. Tom Brady, NE	100.9
3. Drew Brees, NO	100.8
<u>Quarterback</u>	<u>Yards/Attempt (Since 2008)</u>
1. Aaron Rodgers, GB	7.91
2. Russell Wilson, SEA	7.90
3. Philip Rivers, LAC	7.85
<u>Quarterback</u>	<u>INT Percentage (Since 2008)</u>
1. Tom Brady, NE	1.4
2. Aaron Rodgers, GB	1.5
3. Alex Smith, SF/KC	1.7
<u>Quarterback</u>	<u>25-Yard Passes (Since 2008)</u>
1. Drew Brees, NO	351
2. Aaron Rodgers, GB	329
3. Philip Rivers, LAC	303

▶ In 2016, Rodgers posted a season passer rating of 104.2, the seventh time in his career that he had registered a 100-plus passer rating, the most in NFL history (Peyton Manning and Steve Young, six each).

▶ Rodgers recorded his sixth season with 500-plus attempts and eight or fewer INTs in 2016, the most in NFL history (Tom Brady, three; nine others with one).

▶ The 2016 regular season saw Rodgers become just the second QB in NFL history to have 600-plus passing attempts and seven or fewer INTs in a season (Brady, 624 attempts, seven INTs in 2015).

▶ In Week 14 of 2016, Rodgers recorded a passer rating of 150.8 in a win over Seattle, marking his fourth career game a passer rating of 150-plus which is the fourth most (min. 10 pass att.) among active quarterbacks (Drew Brees and Brady, five / Ben Roethlisberger, eight).

▶ Rodgers rushed for a touchdown in Week 16 last season, marking his 13th game with two-plus passing touchdowns and one-plus rushing touchdowns since 2008, which is **No. 2 among NFL QBs** over that span behind Cam Newton (19).

▶ Dating back to 1921, Rodgers has the most seasons with 30-plus touchdowns and less than 10 interceptions (according to pro-football-reference.com):

<u>Player</u>	<u>Seasons With 30-Plus TD Passes/Less Than 10 INTs</u>
1. Aaron Rodgers, GB	6
2. Tom Brady, NE	5
3t. Seven players	1

▶ Rodgers owns four of the top five single-season totals in touchdown passes in franchise history:

<u>Player</u>	<u>TD Passes</u>
1. Aaron Rodgers, 2011	45
2. Aaron Rodgers, 2016	40
3t. Aaron Rodgers, 2012	39
3t. Brett Favre, 1996	39
5t. Aaron Rodgers, 2014	38
5t. Brett Favre, 1995	38

▶ A look at where Rodgers ranks among active players in the NFL in several categories **since 2014** (min. 450 attempts):

<u>Quarterback</u>	<u>Passer Rating (Since 2014)</u>
1. Tom Brady, NE	103.6
2. Aaron Rodgers, GB	102.8
3. Dak Prescott, DAL	101.6
4. Drew Brees, NO	100.2
5. Kirk Cousins, WAS	98.3

<u>Quarterback</u>	<u>TD Passes (Since 2014)</u>
1. Aaron Rodgers, GB	122
2. Drew Brees, NO	112
3. Tom Brady, NE	110
4. Philip Rivers, LAC	103

<u>Quarterback</u>	<u>TD Percentage (Since 2014)</u>
1. Aaron Rodgers, GB	6.4
2. Andrew Luck, IND	5.9

<u>Quarterback</u>	<u>TD/INT Ratio (Since 2014)</u>
1. Tom Brady, NE	5.50 (110/20)
2. Aaron Rodgers, GB	5.30 (122/23)
3. Dak Prescott, DAL	4.25 (34/8)



PACKERS VS. SAINTS - WEEK 7

RODGERS AND TOUCHDOWNS

QB **Aaron Rodgers** has found the end zone a lot in his career, and that continued this season.

- ▶ In Week 2, Rodgers became the 11th NFL player to throw 300 passing touchdowns, reaching the mark in his 144th career game to pass Peyton Manning and Dan Marino (157) for the fewest games needed to reach 300 passing TDs in NFL history.
- ▶ Rodgers reached 300 passing TDs on his 4,742nd pass attempt, surpassing Peyton Manning (5,306) for the fewest in league history.
- ▶ Rodgers also became the first quarterback to reach 300 passing TDs before throwing 100 interceptions. His 73 interceptions passed Tom Brady (115) for the fewest at the time of reaching 300 passing TDs.
- ▶ With a league-best 40 passing TDs during the 2016 regular season, Rodgers became just the fourth QB in NFL history to record two seasons (also 2011) with 40-plus TD passes (Marino, Manning, Drew Brees). It was his franchise-record fourth season (2011-12, 2014, 2016) with 35-plus TD passes (Brett Favre, three, 1995-97).
- ▶ In 2016, Rodgers became the first GB quarterback to lead the NFL in TD passes since Favre in 2003.
- ▶ Rodgers now has five seasons with 4,000-plus passing yards and 30-plus passing TDs (2009, 2011-12, 2014, 2016), further extending his team mark.
- ▶ In 2016, Rodgers registered his third straight season with 30-plus touchdown passes, the second-longest streak in franchise history (Favre, five straight, 1994-98).
- ▶ Rodgers has thrown 38-plus TD passes four times in his career, the most in NFL history (Brees and Manning have three each).
- ▶ Rodgers is **tied for No. 2 in the NFL** in passing TDs this season:

Player	TD Passes (2017)
1. Deshaun Watson, HOU	15
2t. Aaron Rodgers, GB	13
2t. Tom Brady, NE	13
2t. Carson Wentz, PHI	13
5t. Alex Smith, KC / Matthew Stafford, DET	12

- ▶ Rodgers threw multiple touchdown passes in four of six games played this season (**tied for No. 1 in the NFL**). Since the start of 2016, Rodgers ranks **No. 1 in the NFL** in games with multiple passing touchdowns:

Player	Games With Multiple TD Passes (Since 2016)
1. Aaron Rodgers, GB	17
2t. Drew Brees, NO	15
2t. Philip Rivers, LAC	15

- ▶ Rodgers had multiple passing touchdowns in eight straight games (Week 7-14), which was tied for the longest streak in the NFL for the 2016 season (Marcus Mariota) and the second longest of his career (13-game streak in 2011).
- ▶ Rodgers has thrown four TDs in a game once this season (Week 4). In 2016, Rodgers was **No. 1 in the NFL** with four games with four-plus TD passes and zero INTs, **the most in a season in franchise history**, passing his own mark set in 2011 and Favre's total in 1995.
- ▶ Rodgers has thrown four-plus touchdowns in a game 21 times, a **franchise record**, the **sixth most in NFL history** and **No. 3 among active quarterbacks**:

Player (Active)	Games W/ Four-Plus TD Passes
1. Drew Brees, SD/NO	31
2. Tom Brady, NE	27
3. Aaron Rodgers, GB	21

- ▶ Rodgers has thrown for three-plus TDs three times this season (**tied for No. 1 in the NFL**) and ranks **No. 1 in the NFL** since 2016 in games with three-plus passing touchdowns:

Player	Games With Three-Plus TD Passes (Since 2016)
1. Aaron Rodgers, GB	11
2t. Tom Brady, NE	9
2t. Drew Brees, NO	9

- ▶ Rodgers registered three-plus passing touchdowns in three straight games (Games 3-5), totaling 10 touchdowns and one interception over that span. It marked the sixth time in his career that Rodgers registered three-plus passing touchdowns in three or more games in a single season (five: Games 6-10 in 2011 / four: Games 4-7 in 2012 and 2014 / three: Games 14-16 in 2012 and Games 6-8 in 2016).
- ▶ Rodgers ranks **No. 4 in NFL history** and **No. 1 in franchise history** with 41 games with three-plus touchdown passes and zero interceptions. He has two games with three-plus passing touchdowns and zero interceptions this season (**tied for No. 1 in the NFL**) and ranks **No. 1 in the NFL** in games with three-plus passing touchdowns and zero interceptions since 2016:

Player	Games With Three-Plus TD Passes and Zero INTs (Since 2016)
1. Aaron Rodgers, GB	9
2. Tom Brady, NE	8
3t. Drew Brees, NO / Derek Carr, OAK	5

- ▶ In 2016, Rodgers became the **first NFL quarterback** to record seven games with three-plus TDs/zero INTs in two different seasons (eight games in 2014). The only other QBs to do accomplish that feat in a season were Brady (eight in 2007) and Manning (seven in 2013).
- ▶ In Week 14 of last season, Rodgers recorded a 66-yard TD pass to WR **Davante Adams**, giving him a TD pass of 65 yards or more in each of the last nine seasons (2008-16). Rodgers joins Brees as the only QBs in the league to do so over that span.

RODGERS THE RUNNER

QB **Aaron Rodgers** uses his feet to not only create more time to throw, but also gain yards.

- ▶ Rodgers is **one of just four QBs in NFL history** to post 35,000-plus passing yards and 2,500-plus rushing yards in his career, joining Fran Tarkenton, John Elway and Donovan McNabb as the only players to accomplish that feat.
- ▶ Since the start of the 2016 season, Rodgers ranks **No. 5 among active NFL quarterbacks** with 452 rushing yards.
- ▶ Dating back to 2016, Rodgers ranks **No. 3 among active NFL quarterbacks** with 32 rushing first downs and is **tied for No. 3** with 19 runs of 10-plus yards.
- ▶ Rodgers recorded a career-high 369 yards rushing during the 2016 regular season, the most by a Green Bay QB since Tobin Rote (398) in 1956.
- ▶ Rodgers finished the 2016 regular season **No. 3 in the NFL** in rushing yards among quarterbacks.
- ▶ Rodgers now has four 300-yard rushing seasons, **No. 2 in franchise history among QBs** behind only Rote (five).
- ▶ Rodgers ranks **No. 2 among active quarterbacks in the NFL** in rushing touchdowns since 2008:

Player	Rushing TDs (QB's Since 2008)
1. Cam Newton, CAR	51
2. Aaron Rodgers, GB	25
3. Andy Dalton, CIN	18



PACKERS VS. SAINTS - WEEK 7

IN THE RED ZONE

According to STATS, QB **Aaron Rodgers** has a passer rating of 116.2 (**No. 3 in the NFL**, min. 10 pass att.) and 11 touchdown passes (**tied for No. 1 in the NFL**) in the red zone this season.

► Rodgers ranks in the top five among active QBs in a few categories inside the opponent 20-yard line (min. 121 att.) since 2008:

Player	Red-Zone Passer Rating (Since 2008)
1. Aaron Rodgers, GB	101.9
2. Drew Brees, NO	101.9
3. Tom Brady, NE	100.0
4. Kirk Cousins, WAS	99.2
5. Andy Dalton, CIN	97.3

Player	Red-Zone TD Percentage (Since 2008)
1. Tom Brady, NE	29.4
2. Derek Carr, OAK	28.6
3. Aaron Rodgers, GB	28.1
4. Drew Brees, NO	27.1
5. Russell Wilson, SEA	27.0

Player	Red-Zone Passing TDs (Since 2008)
1. Drew Brees, NO	229
2. Aaron Rodgers, GB	205
3. Tom Brady, NE	196
4. Philip Rivers, LAC	186
5. Matt Ryan, ATL	169

► Rodgers has a passer rating of 109.5 in the red zone since the start of the 2016 season (according to STATS), **ranking No. 4 in the NFL**.

► Rodgers ranks at or near the top of the league in several red-zone categories since the start of the 2016 regular season (according to STATS):

Player	Red-Zone Passing TDs (Since 2016)
1. Aaron Rodgers, GB	42
2. Drew Brees, NO	36

Player	Red-Zone Completions (Since 2016)
1. Drew Brees, NO	93
2. Aaron Rodgers, GB	84

Player	Red-Zone Passing Yards (Since 2016)
1. Drew Brees, NO	545
2. Aaron Rodgers, GB	501

► WR **Jordy Nelson** leads the NFL and WR **Davante Adams** ranks No. 3 in receiving touchdowns in the red zone since the start of the 2016 regular season:

Player	Red-Zone Rec. TDs (Since 2016)
1. Jordy Nelson, GB	16
2. Cameron Brate, TB	12
3. Davante Adams, GB	11
4t. Mike Evans, TB / Michael Thomas, NO	9

► Nelson's 11 red-zone touchdown receptions in 2016 were a career high and tied for the top mark by a Packer since STATS began recording in 1991 (James Jones, 2012; Sterling Sharpe, 1994).

YARDS, YARDS AND MORE YARDS

QB **Aaron Rodgers** recorded 300-plus passing yards in the first three games of the season for the first time in his career. He had previously eclipsed 300 yards in the first two games of the regular season twice (2011, 2013).

► Dating back to last season, Rodgers had five straight 300-yard passing games (Games 15-16 of 2016 / Games 1-3 of 2017), passing himself (four, Games 4-7, 2011) for the longest streak in team history.

► Rodgers has eight 300-yard games in the last 14 regular-season contests he has played in.

► Rodgers is **tied for No. 2 in the NFL** this season with three games with 300-plus passing yards:

Player	300-Yard Passing Games (2017)
1. Tom Brady, NE	4
2t. Aaron Rodgers, GB	3
2t. Carson Palmer, ARI	3
2t. Carson Wentz, PHI	3
2t. Jameis Winston, TB	3
6t. Five players	2

► Since the start of last season, Rodgers has reached 300 passing yards in nine regular-season games, **tied for No. 2 in the NFL** over that span:

Player	300-Yard Passing Games (Since 2016)
1. Drew Brees, NO	11
2t. Aaron Rodgers, GB	9
2t. Tom Brady, NE	9
2t. Kirk Cousins, WAS	9
2t. Carson Palmer, ARI	9
6. Philip Rivers, LAC	8

► Below is where Rodgers ranks in 300-yard games among active quarterbacks since he became the starter in 2008:

Player	300-Yard Passing Games (Since 2008)
1. Drew Brees, NO	87
2. Tom Brady, NE	57
3. Aaron Rodgers, GB	52
4. Philip Rivers, LAC	49
5. Ben Roethlisberger, PIT	46
6. Matt Ryan, ATL	42

► Rodgers ranks **No. 2 in franchise history** in 300-yard passing games:

Packers	300-Yard Passing Games
1. Brett Favre, 1993-2007	55
2. Aaron Rodgers, 2005-present	52
3. Lynn Dickey, 1976-77 / 1979-85	15
4. Don Majkowski, 1987-92	9
5. Bart Starr, 1956-71	5

► Rodgers has thrown for 300-plus yards 24 times at home and 28 times on the road.



PACKERS VS. SAINTS - WEEK 7

GROUP EFFORT

The Packers have a history of relying on many receivers over the years and that has continued.

- ▶ So far this season, 12 different players have recorded a reception and seven players each have a reception of 20-plus yards.
- ▶ Green Bay is one of two teams in the league to have four or more players with 20-plus catches this season (New England, five).
- ▶ WR **Davante Adams** leads the Packers with 28 receptions and 339 receiving yards this season.
- ▶ For the first time in his career, Adams registered a receiving touchdown in three consecutive regular-season games (Games 4-6). Adams totaled five receiving touchdowns over that span.
- ▶ WR **Jordy Nelson** and Adams both rank in the top five in the league in receiving touchdowns:

Player	Receiving TDs
1t. Jordy Nelson, GB	6
1t. DeAndre Hopkins, HOU	6
3t. Davante Adams, GB	5
3t. Will Fuller V, HOU	5
3t. Chris Hogan, NE	5
3t. Michael Crabtree, OAK	5

- ▶ Nelson and Adams each rank at the top of league in receiving touchdowns since the start of the 2016 season:

Player	Receiving TDs (Since 2016)
1. Jordy Nelson, GB	20
2. Davante Adams, GB	17
3. Mike Evans, TB	15
4. Antonio Brown, PIT	14
5t. Two players	13

- ▶ Nelson and Adams both rank at the top of the NFL in games with multiple receiving touchdowns since 2016:

Player	Games With Two-Plus Receiving TDs (Since 2016)
1. Jordy Nelson, GB	5
2t. Davante Adams, GB	4
2t. Odell Beckham Jr., GB	4

- ▶ Nelson registered two touchdowns in both Weeks 3-4, marking the third time in his career (Weeks 10-11, 16-17 in 2011) that he posted back-to-back games with two-plus TD receptions.
- ▶ Nelson has registered 15 games with two-plus TD catches since 2011, No. 1 in the league among active players over that span. The Packers have a 15-0 record in those contests.

Player	Games With Two-Plus Receiving TDs (Since 2011)
1. Jordy Nelson, GB	15
2. Dez Bryant, DAL	14
3. Rob Gronkowski, NE	13
4t. Antonio Brown, PIT	12
4t. Jimmy Graham, NO/SEA	12

- ▶ WR **Geronimo Allison** recorded a career-high 122 receiving yards on six receptions (20.3 avg.) in Week 3, including a career-long 72-yard reception in overtime to set up a 27-yard game-winning field goal by K **Mason Crosby**.

- ▶ For his career, Allison has 18 first downs on 22 catches. His first down percentage of 81.8 percent ranks **No. 3 in the NFL** since the start of the 2016 season (min. 15 receptions).
- ▶ TE **Lance Kendricks** scored on a 1-yard reception in the first quarter of the Week 3 win over Cincinnati, his first TD catch as a Packer. He also recorded a 51-yard reception against the Bengals, the second-longest catch of his career (80 yards at Tampa Bay, Dec. 23, 2012).
- ▶ In Week 2, RB **Ty Montgomery** hauled in six receptions for 75 yards (12.5 avg.) and a TD to go with 10 carries for 35 yards (3.5 avg.) and TD, becoming the first Packer to have a rushing TD, receiving TD and 75-plus receiving yards in the same games since Dorsey Levens at Indianapolis on Nov. 16, 1997 (two rushing TDs, one receiving TD, 92 receiving yards).

NELSON MAKES HISTORY

- ▶ WR **Jordy Nelson** ranks in the top five in franchise history in receptions, receiving yards and receiving touchdowns:

Packers Player	Receptions
1. Donald Driver, 1999-2012	743
2. Sterling Sharpe, 1988-94	595
3. James Lofton, 1978-86	530
4. Jordy Nelson, 2008-14, 2016-present	516

Packers Player	Receiving Yards
1. Donald Driver, 1999-2012	10,137
2. James Lofton, 1978-86	9,656
3. Sterling Sharpe, 1988-94	8,134
4. Don Hutson, 1935-45	7,991
5. Jordy Nelson, 2008-14, 2016-present	7,596

Packers Player	Receiving TDs
1. Don Hutson, 1935-45	99
2. Jordy Nelson, 2008-14, 2016-present	69

- ▶ For the second straight season, Nelson had five TD catches through the first four games (2016-17). He joined Don Hutson (1944-45) as the only players in franchise history to have five-plus TD catches in the first four games in back-to-back seasons.
- ▶ QB **Aaron Rodgers** and Nelson have connected for 65 touchdowns, **the most by a duo in team history** (Brett Favre and Antonio Freeman, 57).
- ▶ In 2016, Nelson joined WR Sterling Sharpe as the **only players in team history** to record two seasons with 95-plus catches.
- ▶ In 2016, Nelson registered the fourth 1,200-yard (1,257) receiving season of his career, tying James Lofton for the **best mark in team history**.
- ▶ It was the third time in Nelson's career that he recorded 10-plus receiving TDs in a season (2011 and 2014). He joined Sharpe (four) and Hutson (three) as the **only players in franchise history to post 10-plus TD catches in three or more seasons**.
- ▶ Nelson is the **first player in franchise history to record 13-plus receiving touchdowns in three different seasons** (2011, 2014, 2016). His three seasons of 13-plus TD receptions tie Pro Football Hall of Famers Lance Alworth, Cris Carter and Marvin Harrison for the fourth most in NFL history. Only Pro Football Hall of Famer Jerry Rice (eight), Terrell Owens (seven) and Randy Moss (six) have more such seasons in NFL history.
- ▶ With at least one touchdown reception in 11 games last season, Nelson tied Sharpe (1992 and 1994) for the most games with at least one TD catch in a single season in franchise history.
- ▶ Nelson has 25 100-yard receiving games in his career, **passing Hutson (24) for No. 3 in team history**. He trails Sharpe (29) for the second most.



PACKERS VS. SAINTS - WEEK 7

CLAY FINDS HIS WAY TO THE BALL

LB **Clay Matthews** continues to make an impact on opposing offenses.

- ▶ In Week 4, he registered a sack/forced fumble of QB Mike Glennon to move past DE Kabeer Gbaja-Biamila to set the team record:

Player	Career Sacks
1. Clay Matthews, 2009-17	75.0
2. Kabeer Gbaja-Biamila, 2000-08	74.5
3. Reggie White, 1993-98	68.5
4. Tim Harris, 1986-90	55.0
5. Aaron Kampman, 2002-09	54.0

- ▶ In 2015, Matthews was selected to his sixth Pro Bowl and first as an inside linebacker after recording 6.5 sacks (second on the team), 14 QB hits (No. 1 on the team), and a career-high 84 tackles (No. 2 on the team). He was also one of three players (Micah Hyde, Sam Shields) on the team to have an interception and a fumble recovery.

- ▶ He is **tiered for the second-most** six-plus-sack seasons in the NFL since 2009:

Player	Six-Plus-Sack Seasons (Since 2009)
1. Julius Peppers, CAR/CHI/GB	8
2t. Clay Matthews, GB	7
2t. Ahmad Brooks, SF/GB	7
2t. Calais Campbell, ARI/JAX	7
2t. Tamba Hali, KC	7
2t. Cameron Wake, MIA	7
2t. DeMarcus Ware, DAL/DEN	7

- ▶ Matthews ranks in the top 10 in sacks since 2009 among active players:

Player	Sacks (Since 2009)
1. Cameron Wake, MIA	85.0
2. Julius Peppers, CAR/CHI/GB	79.5
3. Von Miller, DEN	78.5
4. Elvis Dumervil, DEN/BAL/SF	76.5
5. J.J. Watt, HOU	76.0
6. Clay Matthews, GB	75.0
7. Tamba Hali, KC	71.0

- ▶ Matthews is **tiered for No. 1 in team history** in 10-sack seasons and is **No. 4** in two-sack games:

Player	10-Sack Seasons
1t. Clay Matthews, 2009-10, 2012, 2014	4
1t. Reggie White, 1993, 1995, 1997-98	4
1t. Kabeer Gbaja-Biamila, 2001-04	4

Player	Two-Sack Games
1. Reggie White, 1993-98	16
2. Kabeer Gbaja-Biamila, 2000-08	15
3. Tim Harris, 1986-90	14
4. Clay Matthews, 2009-17	13

PERRY LEADS THE RUSH

Packers LB **Nick Perry** leads a pass rush that has recorded multiple sacks in 16 of the past 22 regular-season games.

- ▶ Perry is tied with LB Clay Matthews for the team lead with 2.5 sacks this season.
- ▶ Despite missing two games, Perry registered a team-high 11 sacks, **tiered for No. 8 in the NFL**, in 2016. He became the 11th player in team history (since 1982) to register a double-digit sack total in a season.
- ▶ Dating back to the start of 2016, Perry has registered a half-sack or more in 12 regular-season games, **tiered for No. 6 in the NFL**:

Player	Games With Half-Sack Or More
1t. Chandler Jones, ARI	14
1t. Ryan Kerrigan, WAS	14
1t. Von Miller, DEN	14
1t. Cameron Wake, MIA	14
5. Cameron Jordan, NO	13
6t. Nick Perry, GB	12
6t. Lorenzo Alexander, BUF	12
6t. Joey Bosa, LAC	12
6t. Danielle Hunter, MIN	12
6t. Khalil Mack, OAK	12
6t. Julius Peppers, GB/CAR	12

BURNETT BRINGS IT

Packers S **Morgan Burnett** has been a steady force on the Packers defense for years, starting 102 games (including playoffs) since 2011.

- ▶ From 2011-14, he was the only Packer to surpass 100 tackles each season, and despite missing five games in 2015, he tied for the team lead in solo tackles (54) and led the team with 14 total tackles in the postseason. In 2016, he was **No. 1 on the team** in tackles (92) despite missing a game.

- ▶ He set a single-season career high with three sacks in 2016, **No. 2 among safeties** according to STATS:

Player	Sacks (2016)
1. Landon Collins, NYG	4.0
2. Morgan Burnett, GB	3.0
3t. Four players	2.0

- ▶ Burnett recorded two interceptions in 2016, tied for the second most of his career (two in 2012 / three in 2011).

- ▶ Burnett has 7.5 sacks since 2011, **No. 5 among safeties** over that time span:

Player	Sacks (Since 2011)
1. Harrison Smith, MIN	9.0
2t. Roman Harper, NO/CAR	8.5
2t. Reshad Jones, MIA	8.5
2t. T.J. Ward, CLE/DEN/TB	8.5
5. Morgan Burnett, GB	7.5

- ▶ He ranks **No. 3 among Green Bay safeties** (since 1982) in career sacks, according to STATS:

Packers Safety	Career Sacks
1. LeRoy Butler	20.5
2. Mark Murphy	11.0
3. Morgan Burnett	7.5



PACKERS VS. SAINTS - WEEK 7

ON THE RISE

S **Ha Ha Clinton-Dix** has been a presence on the Packers defense since his rookie season and earned his first trip to the Pro Bowl and second-team All-Pro recognition from *The Associated Press* in 2016.

- ▶ After starting 10 of 16 games and both postseason contests as a rookie, he has started every game since 2015.
- ▶ Clinton-Dix is **tied for No. 5 among safeties** with 12 interceptions since 2014 (including the postseason):

Safety	Interceptions (Since 2014)
1. Reggie Nelson, CIN/OAK	17
2. Kurt Coleman, KC/CAR	16
3. Glover Quin, DET	15
4. Micah Hyde, GB/BUF	13
5t. Ha Ha Clinton-Dix, GB	12
5t. Mike Adams, IND	12
5t. Tashaun Gipson, CLE/JAX	12

- ▶ His three career postseason interceptions rank **No. 1 among safeties** since he entered the league in 2014, according to STATS.
- ▶ His career-best five interceptions were **tied for No. 5 in the NFL** in 2016 and **tied for No. 2 among safeties**:

Safety	Interceptions (2016)
1. Quintin Demps, HOU	6
2t. Ha Ha Clinton-Dix, GB	5
2t. Landon Collins, NYG	5
2t. Reggie Nelson, OAK	5
5t. Four players	4

- ▶ It was the most interceptions by a Packers safety in a single season since Charles Woodson (seven) and Charlie Peprah (five) in 2011.
- ▶ In 2016, Clinton-Dix posted a career-high two interceptions in both Week 9 and Week 15, becoming the first Packer to have multiple two-INT games in a season since Woodson in 2011.
- ▶ In Week 9 of 2016, he joined CB Al Harris (vs. New Orleans, Oct. 9, 2005) as the only players to post two INTs in a first quarter for the Packers since 1993.
- ▶ He was named NFC Defensive Player of the Week for his Week 15 performance in 2016, becoming the first Packers DB to win the award since Woodson in 2010 (Week 4).

STATS OF THE WEEK

- ▶ Green Bay is one of four teams (Atlanta, Buffalo, Tennessee) that has only allowed one touchdown from outside the red zone this season.
- ▶ The Packers have registered 44 points off of takeaways this season, tied with the Los Angeles Rams for No. 3 in the NFL (Jacksonville, 77 / Detroit, 61).
- ▶ With 11 takeaways this season, Green Bay is tied with Philadelphia for No. 4 in the NFL (Jacksonville, 16 / Baltimore and Detroit, 14).
- ▶ The Packers lead the NFL in opponent fumbles recovered this season (seven).
- ▶ P **Justin Vogel** is No. 5 in the NFL in net punting average (44.2) this season.

CONTINUAL IMPACT

In his career, DT **Mike Daniels** has seen his playing time steadily increase as well as his production, earning him a role as a standout on the defense.

- ▶ Daniels ranks **No. 3 among Packers defensive tackles** in sacks (since 1982), according to STATS LLC:

Packers Defensive Tackles	Sacks (Since 1982)
1. Cullen Jenkins, 2004-10	29.0
2. Santana Dotson, 1996-2001	26.0
3. Mike Daniels, 2012-present	23.5
4t. Cletidus Hunt, 1999-2004	17.0
4t. Corey Williams, 2004-07	17.0
6. Matt Brock, 1989-94	12.5
7. B.J. Raji, 2009-15	11.0

- ▶ Daniels is third on the Packers with 21.5 sacks since the start of the 2013 season. He is **No. 11 among NFL defensive tackles** over that span, according to STATS LLC.
- ▶ He has started all but two regular-season and postseason games for Green Bay and has played the most defensive snaps among Packers defensive linemen since the start of the 2014 season.
- ▶ In 2015, Daniels led the Packers' defensive line in tackles (66) and sacks (four). He finished third on the team with 12 QB hits.
- ▶ In Week 5 versus St. Louis (2015), he tied for the team lead with a career-best nine tackles (eight solo).
- ▶ Daniels registered his first career interception in Week 16 at Arizona (2015), returning it 23 yards. According to STATS LLC, it was the first interception by a Packers DT since Cullen Jenkins on Oct. 18, 2009. Dating back to 1960, his 23-yard interception return was the longest by a Green Bay DT on an interception.
- ▶ He led Green Bay's defensive line with 5.5 sacks and was the team leader in quarterback hits (19) and pressures (22) during the 2014 regular season.

RACKING UP POINTS

- ▶ K **Mason Crosby** is moving his way up the record books.
- ▶ Crosby passed Ryan Longwell in Week 2 of the 2015 season to become the franchise career points leader:

Player	Career Points
1. Mason Crosby, 2007-17	1,300
2. Ryan Longwell, 1997-2004	1,054
3. Don Hutson, 1935-45	823

- ▶ Crosby's 1,267 points from 2007-16 were the **second most by an NFL player in his first 10 seasons** (NE Stephen Gostkowski, 1,330 from 2006-15).
- ▶ Crosby (1,437) passed Longwell (1,119) for the most points scored in the regular and postseason combined in franchise history.
- ▶ Dating back to 2013, Crosby has made 116 field goals during the regular season, **No. 7 in the NFL** over that span.
- ▶ Crosby recorded 122 points during the 2016 season, giving him the 10th 100-point season of his career and **extending his franchise record**. Crosby's 10 seasons with 100-plus points are the **most in the NFL since 2007**. The only other kickers to have 10 or more consecutive seasons of 100-plus points are Jason Elam (16, 1993-2008) and Adam Vinatieri (13, 1996-2008).



PACKERS VS. SAINTS - WEEK 7

ON THE ROAD AGAIN

Green Bay went 7-1 away from Lambeau Field in 2011, with the seven road wins setting a single-season franchise record.

- ▶ The Packers have been able to stay above the .500 mark on the road during Head Coach **Mike McCarthy's** tenure, a notable achievement in the National Football League.
- ▶ Since 2006, McCarthy's first season as the head coach in Green Bay, only nine of 32 NFL teams have regular-season road records above .500.

Team	W-L Record	Pct.
1. New England	66-25-0	.725
2. Dallas	52-38-0	.578
3. Indianapolis	50-40-0	.556
4. Green Bay	50-41-0	.549
5. Pittsburgh	50-42-0	.543
6. Philadelphia	49-42-1	.538
7. Denver	47-42-0	.528
8. New Orleans	48-43-0	.527
9. N.Y. Giants	48-44-0	.522

329 AND COUNTING

Another packed house at Lambeau Field against the Chicago Bears in Week 4 brought the stadium's consecutive-sellouts streak to 329 regular-season games (not including replacement games).

- ▶ The league's longest-tenured stadium, Lambeau Field is hosting its 61st season of football in 2017. For the victory over Dallas in the Divisional round of the 2014 playoffs, Packers fans set a new Lambeau Field paid-attendance record (79,704).
- ▶ Across American professional sports, only Boston's Fenway Park (1912) and Chicago's Wrigley Field (1914) have longer tenures.

THE LAMBEAU ADVANTAGE

The crown jewel of the National Football League, Lambeau Field has long been known as one of the tougher venues to play in, particularly during the harsh Wisconsin winter.

- ▶ Re-establishing home-field advantage after a 4-4 mark in 2008 was one of the goals of 2009, and with the Packers finishing 6-2 at home, they accomplished that goal. Green Bay followed that up with a 7-1 mark at Lambeau Field in 2010, a perfect 8-0 record in 2011, the first undefeated home mark since 2002, and a 7-1 mark in 2012. The Packers were one of two teams to finish undefeated at home during the 2014 regular season (Denver).
- ▶ Head Coach **Mike McCarthy** stated consistently upon his arrival in Green Bay that one of the team's goals would be to reclaim the mystique of playing at Lambeau Field. Mission accomplished. The team is 68-22-1 (.753) at home in the regular season since 2006, **No. 2 in the NFL**.
- ▶ Since **Ron Wolf** and **Mike Holmgren** began the revitalization of the franchise in 1992, Green Bay owns the best home record in the NFL. A look at the top regular-season home W-L records since the '92 season:

Team	W-L Record	Pct.
1. Green Bay	155-47-1	.766
2. Pittsburgh	145-56-1	.720
3. New England	146-57-0	.719

HOT AT HOME

Since the start of 2009, the Packers have been one of the best teams in the league at home during the regular season:

Team	W-L Record	Pct.
1. New England	58-9-0	.866
2. Green Bay	54-12-1	.813
3. Seattle	49-17-0	.742
4. Baltimore	49-18-0	.731
5. Pittsburgh	47-19-0	.712

IN THE FREE-AGENCY ERA

Talk of unrestricted free agency in the early '90s led many to forecast tough times for the small-town Green Bay Packers.

- ▶ However, Green Bay has remained among the most successful teams since the advent of free agency in 1993. The Packers have won 10 or more games 15 times since '93 and captured 10 division crowns.
- ▶ A look at the most successful teams in the free-agency era:

Team	W-L Since '93	Pct.	Playoff Berths
1. New England	264-126-0	.677	18
2. Green Bay	249-140-1	.640	18
3. Pittsburgh	245-144-1	.629	16
4. Denver	236-153-0	.607	13
5. Indianapolis	227-162-0	.584	16

IN THE LEAGUE RANKINGS 2017 REGULAR SEASON



GREEN BAY (Team)

Category	NFC	NFL
Turnover Margin (+3)	5	8t
Points Scored (24.5)	6	10
Points Allowed (22.5)	7	18
Total Offense (318.3)	13	22
Rushing (88.3)	13	26
Passing (230.0)	10	15
Total Defense (326.2)	6	14
vs. Rush (119.8)	13	24
vs. Pass (206.3)	4	11
Third-Down Offense (43.2%)	5	7
Third-Down Defense (39.4%)	8	18
Red-Zone Offense (72.7%)	1	1
Red-Zone Defense (75.0%)	16	31

NEW ORLEANS (Team)

Category	NFC	NFL
Turnover Margin (+6)	1t	4t
Points Scored (29.0)	2	4
Points Allowed (23.2)	10	21
Total Offense (372.2)	5	7
Rushing (113.8)	8	14
Passing (258.4)	3	5
Total Defense (369.2)	13	26
vs. Rush (100.8)	7	11
vs. Pass (268.4)	14	28
Third-Down Offense (36.7%)	13	23
Third-Down Defense (48.5%)	16	32
Red-Zone Offense (55.6%)	7t	13t
Red-Zone Defense (44.4%)	3	8t

GREEN BAY (Individual)

Category	NFC	NFL
Passing: A.Rodgers (103.2)	2t	4t
Rushing: A.Jones (215)	13	30
Receptions: D.Adams (28)	7t	16t
Rec. Yds.: D.Adams (339)	11	22
INTs: Randall (2)	4t	8t
Sacks: Matthews/Perry (2.5)	23t	52t










NEW ORLEANS (Individual)

Category	NFC	NFL
Passing: Brees (103.2)	2t	4t
Rushing: Ingram (284)	9	21
Receptions: M.Thomas (28)	7t	16t
Rec. Yds.: M.Thomas (321)	13t	24t
INTs: Vaccaro (2)	4t	8t
Sacks: Jordan (5.0)	5t	9t



2017 SCHEDULE NOTES

2017 OPPONENTS

	Record	NFL Rank (2017)	
		Offense	Defense
 Seattle Seahawks.....(3-2)		16	15
 at Atlanta Falcons(3-2)		5	10
 Cincinnati Bengals(2-3)		24	2
 Chicago Bears(2-4)		26	6
 at Dallas Cowboys(2-3)		9	21
 Minnesota Vikings(4-2)	10t		5
 New Orleans Saints(3-2)		7	26
 Detroit Lions.....(3-3)		28	18t
 Baltimore Ravens(3-3)		29	16
 at Pittsburgh Steelers..(4-2)		13	3
 Tampa Bay Buccaneers..(2-3)		4	30
 at Cleveland Browns...(0-6)		25	8
 at Carolina Panthers ...(4-2)		19	4

A LOOK AT THE SCHEDULE

The Green Bay Packers' 97th NFL regular-season schedule – highlighted by five prime-time contests (subject to flexible scheduling) – was released April 20 by the National Football League.

- ▶ It will be the first regular season that has the Packers playing home games on a Saturday, Thursday and Monday.
- ▶ Green Bay's schedule includes six games against 2016 playoff teams. Two of those contests (Detroit, Seattle) are at Lambeau Field, while four (Atlanta, Dallas, Detroit, Pittsburgh) will come on the road. The Packers will play two teams (Atlanta, Dallas) that it played during the 2016 regular and postseason.
- ▶ For the first time since 2012, the Packers opened the season at home, and will play three of their first four games at Lambeau Field.
- ▶ In Week 1, Green Bay hosted the Seattle Seahawks, marking the third consecutive regular season that the Packers have played the Seahawks at home. Green Bay improved to 11-3 against the Seahawks at home during the regular and postseason, including eight straight wins.
- ▶ For the second straight season, the Packers played a prime-time game on the road in Week 2, traveling to Atlanta for an NFC Championship rematch with the Falcons.
- ▶ Week 3 saw the Cincinnati Bengals play in Green Bay for just the sixth time, and Week 4 had the Packers hosting the Chicago Bears on a Thursday night for the third consecutive season (12th straight year in primetime). The division rivals squared off in a prime-time contest for the 12th straight season.
- ▶ Green Bay begins October with back-to-back road games. The Packers first traveled to play the Dallas Cowboys, marking the fourth matchup between the two clubs since 2015 (including postseason), and then faced the Vikings in Minnesota in Week 6.
- ▶ In Week 7, the New Orleans Saints visit Lambeau, their latest trip by date to Wisconsin since playing the Packers in Milwaukee on Nov. 17, 1985.
- ▶ The Packers have a Week 8 bye, the latest bye week for Green Bay since 2014 (Week 9).
- ▶ Green Bay hosts the Detroit Lions on *Monday Night Football* in Week 9, marking the third time the two teams have met on *MNF* and the first since 1972. Green Bay swept the regular-season series with the Lions last season for the first time since 2012 and for the seventh time under McCarthy.
- ▶ In Week 10, Green Bay will face the Bears in Chicago, a place they have won in the regular season each of the last six years.
- ▶ After welcoming the Baltimore Ravens to Lambeau Field in Week 11 for just the fourth time, the Packers will travel to Pittsburgh to play the Steelers in a Sunday night matchup in Week 12.
- ▶ After stopping back in Green Bay in Week 13 to play Tampa Bay, the Buccaneers' first December trip to Lambeau since 2000, the Packers will begin a stretch of three road games in four weeks with a trip to Cleveland in Week 14. It is the first time since 2009 that Green Bay will finish the regular season with three of the final four games taking place on the road.
- ▶ The Packers will finish their slate against the NFC South when they play at the Carolina Panthers in Week 15.
- ▶ For the second consecutive season, Green Bay will host the Vikings on a Saturday in Week 16. The Packers have won their last five regular-season games played on Saturdays.
- ▶ Green Bay will close out the regular season at Detroit for the second consecutive year, marking the first time it has finished the regular season on the road against the same team in back-to-back seasons since 1991-92 (Minnesota).



PACKERS VS. SAINTS - WEEK 7

BREAKING DOWN THE ROSTER

The Packers currently have an 53-man roster that is composed of 26 offensive players, 24 defensive players and three specialists.

- ▶ Of the 53 players on Green Bay's roster, 33 of them (62.3 percent) were draft picks of the Packers. Dating back to 2007, Green Bay has at least one member of each draft class still on the roster.
- ▶ Green Bay has 13 players on the roster that began their careers as undrafted free agents, with 11 of those originally signed by Green Bay.
- ▶ Over a third (35.8 percent) of the players (19 of 53) on Green Bay's roster entered the league as a sixth-round or seventh-round pick or as an undrafted player.
- ▶ The Packers have five players on the roster that played in the NFL prior to the 2009 season. Four of those five players were draft picks of the Packers (QB **Aaron Rodgers**, K **Mason Crosby**, WR **Jordy Nelson** and LB **Clay Matthews**) and three have made at least one Pro Bowl.
- ▶ Of the 53 players on the roster, 44 began their pro careers with the Packers (83.0 percent).
- ▶ Only 20 of the 53 players on the roster (37.7 percent) were selected in the first three rounds of the draft, with 17 being drafted by the Packers.

GREEN BAY'S ROSTER ...

BY AGE (as of Oct. 15)

21-24	25 players
25-28	19 players
29-32	5 players
33-plus	4 players

BY EXPERIENCE

R-1	13 players
2-3	16 players
4-5	9 players
6-9	9 players
10-plus	6 players

BY DRAFT ROUND

1st	7 players
2nd/3rd	13 players
4th/5th	14 players
6th/7th	6 players
Undrafted	13 players

2017 HONOR ROLL

RB Aaron Jones

Pepsi NFL Rookie of the Week (Week 5, at Dallas), voted by fans

QB Aaron Rodgers

NFC Offensive Player of the Week – Week 5 (at Dallas)

-Ranks first in franchise history with 16 Player of the Week Awards, passing Brett Favre (12).

-Leads the league with the most Player of the Week Awards since 2010 (16).

-Named Player of the Week at least once for the eighth consecutive season.

Castrol Edge Clutch Performer of the Week (Week 5, at Dallas), voted by fans

PACKERS IN WEEKLY 2017 TEAM RANKINGS

After Week ...	Opp.	NFL Offense			NFL Defense		
		Total	Rush	Pass	Total	Rush	Pass
1	SEA	8	15	6	5t	17	4
2	@ATL	7	27	4	8	20t	9
3	CIN	10	29t	2	8	21	7
4	CHI	16	28	10	6	19	5
5	@DAL	16	22	11	11	22	6
6	@MIN	22	26	15	14	24	11
Packers in 2016		8	20	7	22	8	31
Packers in 2015		23	12	25t	15	21	6
Packers in 2014		6	11	8	15	23	10
Packers in 2013		3	7	6	25	25	24
Packers in 2012		13	20	9	11	17	11
Packers in 2011		3	27	3	32	14	32
Packers in 2010		9	24	5	5	18	5
Packers in 2009		6	14	7	2	1	5
Packers in 2008		8	17	8	20	26	12
Packers in 2007		2	21	2	11	14	12
Packers in 2006		9	23	8	12	13	17
Packers in 2005		18	30	7	7	23	1
Packers in 2004		3	10	3	25	14	25
Packers in 2003		4	3	16	17	10	23
Packers in 2002		12	12	10	12	21	3
Packers in 2001		6	21	3	12	16	15
Packers in 2000		15	23	8	15	8	19
Packers in 1999		9	21	7	19	22	18
Packers in 1998		5	25	3	4	4	10
Packers in 1997		4	12	3	7	20	8
Packers in 1996		5	11	5	1	4	1
Packers in 1995		7	26	3	14	7	21
Packers in 1994		9	19	9	6	3	15
Packers in 1993		19	22	18	2	8	7
Packers in 1992		15	21	9	23	16	23



PACKERS STARTERS – OFFENSE

WR Jordy Nelson, 10th Year, Kansas State, D2a-08

- ▶ Became the fourth player in franchise history to reach 500 receptions.
- ▶ Has 69 career receiving TDs, No. 2 in Packers history behind Don Hutson (99).
- ▶ Became the first player in franchise history to record 13-plus receiving touchdowns in three different seasons (2011, 2014, 2016). His three seasons of 13-plus TD receptions tie Pro Football Hall of Famers Lance Alworth, Cris Carter and Marvin Harrison for the fourth most in NFL history.
- ▶ Missed all of the 2015 season due to a knee injury.
- ▶ Finished the 2014 regular season ranked fourth in the NFL in receiving yards (1,519), seventh in receptions (98) and tied for second in receiving touchdowns (13). Earned first selection to the Pro Bowl.
- ▶ Led the team in 2013 with 85 catches for 1,314 yards and eight TDs. Ranked No. 10 in the NFL that season in receiving yards.
- ▶ With 15 TD catches in 2011, became only the third player in franchise history to catch 15 or more TDs in a season, joining WRs Sterling Sharpe (18 in 1994) and Don Hutson (17 in 1942).

LT David Bakhtiari, 5th Year, Colorado, D4a-13

- ▶ Named to first career Pro Bowl in 2016.
- ▶ Has started all but six games at LT since the start of the 2013 regular season. Missed Weeks 2-5 this season and the final two games of the 2015 regular season due to injury.
- ▶ Started all 16 games at left tackle in 2013, the only rookie in the NFL to do so in 2013 and the first Packer rookie to do so since the league went to a 16-game schedule in 1978.
- ▶ Became just the fourth Green Bay rookie to start at LT in the season opener since the 1970 AFL-NFL merger and the first since 1985.

LG Lane Taylor, 5th Year, Oklahoma State, FA-13

- ▶ Has played in 52 regular-season games for Green Bay with all but two of his 23 starts (LT in Week 4-5 this season) taking place at LG.
- ▶ Made the first starts of his career in 2015, opening at RG at Detroit in Week 13 in place of an injured T.J. Lang and at LG in Week 17 vs. Minnesota with Josh Sitton sliding to LT in place of an injured David Bakhtiari.
- ▶ A four-year letterman at OSU, starting 47 of 50 games played at right guard. Unanimous first-team All-Big 12 selection by the conference's coaches as a senior.

C Corey Linsley, 4th Year, Ohio State, D5a-14

- ▶ Has started every game at C since Week 9 of 2016. Was on reserve/physically unable to perform for the entire preseason and the first seven regular-season games last season.
- ▶ Started 29 games and four postseason contests in his first two seasons.
- ▶ First rookie center to start for Green Bay in Week 1 since the merger.
- ▶ Was the first rookie center to start every game for the Packers since the league went to a 16-game schedule in 1978.
- ▶ Named to PFWA's All-Rookie team, the first Green Bay center to be honored since its inception in 1974.

RG Jahri Evans, 12th Year, Bloomsburg, UFA (NO)-17

- ▶ Selected to six Pro Bowls (2009-14) and has been named first-team All-Pro by *The Associated Press* four times (2009-12).
- ▶ Has started all 175 games he has played in since entering the league in 2006, the most games played by an active NFL offensive lineman over that span.
- ▶ Started all 16 games in nine of his 11 seasons in New Orleans (2006-16), missing just seven contests due to injury.
- ▶ Helped the Saints finish in the top six in the NFL in total offense in all 11 of his seasons in New Orleans (2006-16), including six No. 1 rankings (2006, 2008-09, 2011, 2014, 2016).
- ▶ Entered the NFL with New Orleans in 2006 as a fourth-round pick (No. 108 overall) out of Bloomsburg (Pa.) University, where he was a finalist for the Gene Upshaw Player of the Year Award in both of his final two seasons.

RT Bryan Bulaga, 8th Year, Iowa, D1-10

- ▶ Has started 46 of 54 games since the start of the 2014 season.
- ▶ Missed the second part of the 2012 season after suffering a hip injury vs. Arizona on Nov. 4 and missed all of the 2013 season after injuring his knee on Aug. 3.
- ▶ Started 37 games at RT in his first three seasons in the league.
- ▶ Started the final 12 games of 2010 and the entire postseason at right tackle after taking over for veteran Mark Tauscher (shoulder).
- ▶ Named to the *Pro Football Weekly*/PFWA All-Rookie team in 2010.
- ▶ Capped his rookie season by becoming the youngest player at the time, according to STATS LLC, to ever start in the Super Bowl (21 years, 322 days).

TE Martellus Bennett, 10th Year, Texas A&M, UFA (NE)-17

- ▶ Ranks No. 4 on the team with 22 receptions this season, which ranks No. 8 among NFL tight ends.
- ▶ Posted 50-plus receptions in each season from 2012-16, one of only three tight ends in the league (Greg Olsen, Jason Witten) to do so over that span.
- ▶ Posted a career-high three 100-yard receiving games in 2016 with the Patriots, tied for No. 2 in the NFL among TEs, and a career-best seven TD catches, tied for No. 3 in the league among TEs.
- ▶ Registered a career-high 90 receptions with the Chicago Bears in 2014, the most among NFL tight ends that season, on his way to earning Pro Bowl recognition.
- ▶ Entered the NFL in 2008 as a second-round pick (No. 61 overall) with Dallas and went on to play four seasons with the Cowboys (2008-11). Also played one season with the N.Y. Giants (2012), three with the Bears (2013-15) and one with the Patriots (2016).

WR Randall Cobb, 6th Year, Kentucky, D2-11

- ▶ Despite missing a game, ranks No. 2 on the team with 26 receptions this season.
- ▶ Led the team with a 13.5-yard punt-return average in 2016.
- ▶ Posted the 12th 100-yard receiving game of his career in Week 4 (108 on nine receptions) and tied his single-game high for receptions (11 for 95 yards and a TD) in Week 7 last season.
- ▶ Led the team in receptions (79), was No. 2 in receiving yards (829) and was No. 3 in touchdown receptions (six) in 2015.
- ▶ Set a new single-season career high with five 100-yard receiving games during the 2014 season (three-2012). Earned first trip to the Pro Bowl.
- ▶ His career-best 91 receptions in 2014 are the eighth most in team history.
- ▶ Finished the regular season tied for fourth in the NFL with 12 touchdown receptions in 2014.
- ▶ Set a franchise single-season record with a league-high 2,342 combined net yards in 2012, topping the previous team mark of 2,250 yards by RB Ahman Green in 2003.

QB Aaron Rodgers, 12th Year, California, D1-05

- ▶ His career passer rating of 104.1 ranks No. 1 in NFL history.
- ▶ In 141 regular-season starts (94-47 record), has posted 52 games with 300-plus passing yards, 83 without an interception and 79 with a 100-plus passer rating (min. 15 attempts).
- ▶ Earned his sixth selection to the Pro Bowl in 2016, the second-most selections by a Green Bay quarterback behind Brett Favre's nine (1992-93, 1995-97, 2001-03, 2007).
- ▶ Finished the 2014 regular season ranked No. 2 in the NFL in passer rating (112.2), touchdown percentage (7.3), No. 1 in interception percentage (1.0) and No. 3 in touchdown passes (38).
- ▶ Recorded a passer rating of at least 120.0 in seven regular-season games in 2014, setting a single-season career high and tying for the third most in a single season in the NFL, dating back to 1960.
- ▶ Posted 21,332 passing yards from 2008-12, which ranks No. 1 in league history for the most passing yards by a QB in his first five seasons as a starter (previous record was Peyton Manning, 20,618, 1998-2002).
- ▶ In 2011, set an NFL record with a 122.5 passer rating and set franchise marks for TD passes (45), passing yards (4,643), completion percentage (68.3), yards per attempt (9.25) and 300-yard games (eight) on his way to earning NFL Most Valuable Player honors from *The Associated Press*.

RB Ty Montgomery, 2nd Year, Stanford, D3-15

- ▶ After being converted from wide receiver to running back during the 2016 season, has started 11 games at RB, including five games this season. Missed Week 5 due to injury.
- ▶ In Week 15 at Chicago (2016), rushed for 162 yards on 16 carries and two touchdowns. His 162 yards were the most by a Packers player in a single game since Dec. 11, 2005 (Samkon Gado, 171 yards on 29 carries, 5.9 avg.). Dating back to 1960, his 10.13 yards-per-carry average was the third highest (min. 15 carries) by a Green Bay player.
- ▶ Played in six games with three starts as a rookie in 2015 before an ankle injury sustained in Week 6 sidelined him for the remainder of the season.
- ▶ Posted 5,190 all-purpose yards at Stanford (334 rushing, 2,125 receiving, 238 PR, 2,493 KOR), the fourth most in school history at the time.

FB Aaron Ripkowski, 2nd Year, Oklahoma, D6a-15

- ▶ Has played in 37 career games with eight starts.
- ▶ Scored his first career rushing touchdown in Week 12 (2016) and followed it up with one in Week 13.
- ▶ Led the team and set career highs in Week 17 (2016) at Detroit with 61 rushing yards on nine carries (6.8 avg.)
- ▶ Played in 15 games as a rookie, seeing action primarily on special teams. Was tied for No. 4 on the team with nine special teams tackles.



PACKERS STARTERS – DEFENSE

DE Dean Lowry, 2nd Year, Northwestern, D4b-16

- ▶ Made first career start in the season-opening win over Seattle. Has started five of six games this season.
- ▶ Saw action in 15 games as a rookie (2016) and registered 14 tackles (eight solo), two sacks, three tackles for a loss, nine QB pressures and three QB hits. Also appeared in all three postseason contests and posted two tackles (one solo) and a QB pressure.
- ▶ Posted sacks in back-to-back games in 2016, recording one in Week 13 vs. Houston and one in Week 14 vs. Seattle.
- ▶ Played in 48 games with 33 starts for Northwestern and registered 134 tackles (83 solo), 31½ tackles for a loss, 12½ sacks, three interceptions (one returned for a TD), 21 passes defended, three fumble recoveries and three forced fumbles.
- ▶ Earned second-team All-Big Ten honors as a senior in 2015 after posting 46 tackles (27 solo), 13½ tackles for a loss (second on the team), three sacks, an interception, a fumble recovery and seven passes defended.

NT Kenny Clark, 2nd Year, UCLA, D1-16

- ▶ Tied for No. 2 on the team with 30 tackles this season.
- ▶ Finished the 2016 regular season ranked No. 3 on the GB defensive line in tackles (33).
- ▶ Became the youngest player to appear in a season opener for the Packers since Arnie Herber (20 years old) in 1930.
- ▶ Earned third-team All-America honors from *The Associated Press* and first-team All-Pacific-12 recognition from the coaches and media as a junior in 2015.

DT Mike Daniels, 6th Year, Iowa, D4a-12

- ▶ Leads Packers defensive linemen with 21.5 sacks since the start of the 2013 regular season.
- ▶ Led the defensive line in both tackles and sacks in 2014 and 2015.
- ▶ Returned a fumble 43 yards for a TD vs. Detroit in Week 14 of 2012, the longest fumble return for a TD by a rookie in franchise history.
- ▶ Starred as an interior pass rusher at Iowa, posting a team-high 24.5 tackles for a loss and 13 sacks from 2010-11.

LOLB Clay Matthews, 9th Year, Southern California, D1b-09

- ▶ With 75.0 career sacks, passed Kabeer Gbaja-Biamila (74.5) for the most sacks in Packers history.
- ▶ Despite injuries forcing him to miss four games and limiting him in six others, finished No. 3 on the team with five sacks in 2016.
- ▶ For the first time in his career, recorded at least one sack in each of the first three regular-season games he played in (2016).
- ▶ Selected to his sixth Pro Bowl and first as an inside linebacker in 2015 after recording 6.5 sacks (second on the team), 15 QB hits (No. 1 on the team) and a career-high 85 tackles (No. 2 on the team).
- ▶ With a team-high 11.0 sacks in 2014, is tied for the most 10-plus sack seasons in franchise history (four).
- ▶ Is the only player in franchise history to score a defensive TD (interception or fumble return) in each of his first three seasons in the NFL (2009-11).

ILB Jake Ryan, 3rd Year, Michigan, D4-15

- ▶ Tied for No. 2 on the team with 30 tackles this season.
- ▶ Finished No. 2 on the team with 84 tackles during the 2016 regular season.
- ▶ Started the final five games of the regular season and both playoff contests in 2015.
- ▶ Recorded a team-best nine tackles (eight solo) and one fumble recovery in Week 13 (2015) at Detroit in his first pro start.
- ▶ Served as a team captain for his final two seasons at Michigan and was a three-time winner (2012-14) of the Roger Zatkoff Award, given to the Wolverines top linebacker. He was the only player to win the award (est. 1991) three times.
- ▶ Started 41 of 46 games played in college, appearing at inside linebacker as a senior after spending his first three seasons at outside linebacker and defensive end.

ILB Blake Martinez, 2nd Year, Stanford, D4a-16

- ▶ Ranks No. 1 on the Packers with 57 total tackles this season.
- ▶ Set career highs in tackles (14), solo tackles (12) and passes defended (three) in Week 6 at Minnesota.
- ▶ Started nine of 13 games he played in 2016 during the regular season, missing Weeks 12-14 due to injury. Became the first rookie to start on defense for Green Bay in Week 1 since LB Nick Perry in 2012.
- ▶ Finished collegiate career with 257 tackles (137 solo), 13.5 tackles for a loss, 6.5 sacks, five interceptions and five forced fumbles in 51 games played.
- ▶ Started all 27 games played in his final two seasons, leading the team in tackles as a junior (102) and senior (141).

- ▶ Led the Pacific-12 and ranked No. 7 nationally with 141 tackles (75 solo) as a senior, averaging a conference-best 10.1 tackles per game.

ROLB Nick Perry, 6th Year, Southern California, D1-12

- ▶ Tied for the team lead with 2.5 sacks this season.
- ▶ Led the team with a career-high 11.0 sacks in 2016.
- ▶ Registered multiple sacks in each of his first five seasons in the NFL and has posted a two-sack game in each of the last four seasons (2013-16).
- ▶ Has totaled seven sacks in eight playoff games, including 3.5 in the 2015 postseason, which tied Clay Matthews (2010) for the franchise record in a single postseason.
- ▶ His seven postseason sacks rank No. 3 in franchise history (since 1982) behind Matthews (11) and Reggie White (eight).

LCB Davon House, 7th Year, New Mexico State, FA-17

- ▶ Rejoined the Packers after spending the 2015-16 seasons with the Jacksonville Jaguars, starting 19 of 32 games played.
- ▶ In 2015, his first season in Jacksonville, set career highs in starts (15), tackles (60), solo tackles (49), passes defended (23, franchise single-season record) and interceptions (four).
- ▶ Despite missing three regular-season games with a shoulder injury in 2014, his 11 passes defended tied for No. 4 on the Packers.
- ▶ After seeing action in two games as a rookie (2011), appeared in 25 games for Green Bay between 2012-13, starting five games in each season.
- ▶ Was the first player to be drafted by the Packers out of New Mexico State in franchise history, and was the first Aggie drafted since S Siddeeq Shabazz (Oakland, seventh round) in 2003.

RCB Damarious Randall, 3rd Year, Arizona State, D1-15

- ▶ Leads the team with two interceptions this season.
- ▶ Tied for No. 4 in the NFL with two interceptions returned for touchdowns since 2015.
- ▶ Was second on the team with three interceptions in 2016 despite missing six games due to injury.
- ▶ Played in 15 games with nine starts (six at LCB, two at RCB, one in the slot) in 2015 and tied for the team lead and No. 2 among NFL rookies with three interceptions, including one he returned for a TD. Finished with a team-best 16 passes defended.
- ▶ Named the NFL's Defensive Rookie of the Month for November 2015, joining CB Casey Hayward (October 2012) as the only Green Bay defensive backs to win the award.
- ▶ Earned first-team All-Pacific-12 honors at safety as a senior in 2014 after he led the Sun Devils in tackles (106) and passes defended (12) and tied for the team lead with three interceptions.

SS Morgan Burnett, 8th Year, Georgia Tech, D3-10

- ▶ Tied for No. 1 among NFL safeties with a career-best three sacks last season. Finished No. 1 on the team in tackles (92).
- ▶ Missed five games due to injury in 2015, but finished No. 4 on the team with 54 solo tackles.
- ▶ Totaled a team-high 125 tackles in 2014, the second most of his career (137 in 2012). Ranked No. 2 on the team with 106 tackles (77 solo) in 2013, despite missing the first three games due to injury. Recovered three fumbles, including one for a TD, and added nine passes defended.
- ▶ Participated in all 1,088 plays for Green Bay's defense in 2012, one of only four non-OL in the NFL to appear in 100 percent of his team's snaps.

FS Ha Ha Clinton-Dix, 4th Year, Alabama, D1-14

- ▶ Tied for No. 2 on the team with 30 tackles this season.
- ▶ Named to his first career Pro Bowl in 2016. His career-best five interceptions tied for No. 5 in the NFL last season and tied for No. 1 among safeties. It was the most interceptions by a Packers safety in a single season since Charles Woodson (seven) and Charlie Peprah (five) in 2011.
- ▶ In 2016, posted a career-high two interceptions in both Week 9 and Week 14, becoming the first Packer to have two two-INT games in a season since Woodson in 2011.
- ▶ Led the team in tackles in 2015 with 117 (97 solo) and was tied for fourth on the team in interceptions (two).
- ▶ According to STATS, his three sacks during the 2015 regular season tied for the fifth most in a single regular season by a Packers safety (since 1982) and the most since Mark Roman recorded 3.5 in 2004.
- ▶ Started every game in 2015 after starting 10 of 16 games as a rookie when he finished second on the team in tackles (95).
- ▶ Was a consensus All-America selection in 2013 as a junior, earning first-team recognition from *The Associated Press*, the Football Writers Association of America and *Sporting News*.



2017 REGULAR-SEASON STATISTICS

	Packers	Opponents
TOTAL FIRST DOWNS	128	122
Rushing	32	40
Passing	82	72
Penalty	14	10
3rd Down: Made/Att.	35/81	28/71
3rd Down Pct.	43.2	39.4
4th Down: Made/Att.	7/8	5/6
4th Down Pct.	87.5	83.3
POSSESSION AVG.	29:50	30:10
TOTAL NET YARDS	1910	1957
Avg. Per Game	318.3	326.2
Total Plays	383	373
Avg. Per Play	5.0	5.2
NET YARDS RUSHING	530	719
Avg. Per Game	88.3	119.8
Total Rushes	133	173
NET YARDS PASSING	1380	1238
Avg. Per Game	230.0	206.3
Sacked/Yards Lost	23/162	11/92
Gross Yards	1542	1330
Att./Completions	227/147	189/124
Completion Pct.	64.8	65.6
HAD INTERCEPTED	6	4
PUNTS/AVERAGE	27/45.6	24/44.8
Net Punting Avg.	27/44.2	24/41.4
PENALTIES/YARDS	43/358	43/349
FUMBLES/BALL LOST	5/2	9/7
TOUCHDOWNS	19	15
Rushing	4	5
Passing	14	8
Returns	1	2

SCORE BY PERIODS

	Q1	Q2	Q3	Q4	OT	PTS
PACKERS	34	23	34	53	3	147
OPPONENTS	21	69	16	29	0	135

SCORING

	TD	-Ru	-Pa	-Rt	K-PAT	FG	S	PTS
Jordy Nelson	6	0	6	0			0	36
Mason Crosby	0	0	0	0	15/17	6/6	0	33
Davante Adams	5	0	5	0			0	30
Ty Montgomery	3	2	1	0			0	18
Aaron Jones	2	2	0	0			0	12
Randall Cobb	1	0	1	0			0	6
Lance Kendricks	1	0	1	0			0	6
Damarious Randall	1	0	0	1			0	6
PACKERS	19	4	14	1	15/17	6/6	0	147
OPPONENTS	15	5	8	2	15/15	10/12	0	135

2-Pt Conversions: Packers 0-2, Opponents 0-0

SACKS: Clay Matthews 2.5, Nick Perry 2.5, Josh Jones 2, Mike Daniels 1.5, Ahmad Brooks 1, Blake Martinez 1, Joe Thomas 0.5, PACKERS 11, OPPONENTS 23

	No	Yds	Avg	Long	TD
RUSHING					
Aaron Jones	45	215	4.8	22	2
Ty Montgomery	56	180	3.2	11	2
Aaron Rodgers	18	83	4.6	18	0
Jamaal Williams	10	33	3.3	6	0
Randall Cobb	1	10	10.0	10	0
Aaron Ripkowski	2	6	3.0	4	0
Brett Hundley	1	3	3.0	3	0
PACKERS	133	530	4.0	22	4
OPPONENTS	173	719	4.2	35	5

	No	Yds	Avg	Long	TD
RECEIVING					
Davante Adams	28	339	12.1	41	5
Randall Cobb	26	246	9.5	29	1
Jordy Nelson	25	290	11.6	58	6
Martellus Bennett	22	216	9.8	33	0
Ty Montgomery	19	132	6.9	23	1
Geronimo Allison	10	153	15.3	72	0
Lance Kendricks	6	94	15.7	51	1
Richard Rodgers	3	38	12.7	16	0
Aaron Ripkowski	3	8	2.7	6	0
Aaron Jones	2	10	5.0	9	0
Jamaal Williams	2	7	3.5	5	0
Trevor Davis	1	9	9.0	9	0
PACKERS	147	1542	10.5	72	14
OPPONENTS	124	1330	10.7	49	8

	No	Yds	Avg	Long	TD
INTERCEPTIONS					
Damarious Randall	2	35	17.5	21t	1
Kentrell Brice	1	11	11.0	11	0
Ha Ha Clinton-Dix	1	3	3.0	3	0
PACKERS	4	49	12.3	21t	1
OPPONENTS	6	123	20.5	75t	1

	No	Yds	Avg	Net	TB	In 20	LG	Bik
PUNTING								
Justin Vogel	27	1232	45.6	44.2	0	10	62	0
PACKERS	27	1232	45.6	44.2	0	10	62	0
OPPONENTS	24	1076	44.8	41.4	0	14	59	0

	Ret	FC	Yds	Avg	Long	TD
PUNT RETURNS						
Trevor Davis	9	9	83	9.2	33	0
PACKERS	9	9	83	9.2	33	0
OPPONENTS	11	9	39	3.5	20	0

	No	Yds	Avg	Long	TD
KICKOFF RETURNS					
Trevor Davis	2	55	27.5	29	0
Jeff Janis	2	28	14.0	17	0
PACKERS	4	83	20.8	29	0
OPPONENTS	10	238	23.8	43	0

	1-19	20-29	30-39	40-49	50+
FIELD GOALS					
Mason Crosby	0/0	5/5	0/0	1/1	0/0
PACKERS	0/0	5/5	0/0	1/1	0/0
OPPONENTS	0/0	1/1	3/3	3/5	3/3

Crosby: (40G) (28G) (28G, 27G) () (22G) (26G)
Opponents: (33G, 21G, 41G) (51G, 53G) (48N, 46G) (47N) (43G) (36G, 34G, 53G)

	Att	Cmp	Yds	Cmp%	Yds/Att	TD	TD%	Int	Int%	Long	Sack/Lost	Rating
Aaron Rodgers	193	128	1385	66.3	7.18	13	6.7	3	1.6	72	19/142	103.2
Brett Hundley	34	19	157	55.9	4.62	1	2.9	3	8.8	26	4/20	40.9
PACKERS	227	147	1542	64.8	6.79	14	6.2	6	2.6	72	23/162	93.9
OPPONENTS	189	124	1330	65.6	7.04	8	4.2	4	2.1	49	11/92	91.4



2017 REGULAR-SEASON DEFENSIVE STATISTICS

Official totals – based on coaches' film review, through Week 6 at Minnesota

SPECIAL TEAMS

Player	Total			Sacks/ Yards	Int/ Yards	Fum Rec	For Fum	Pass Def
	Tackles	Solo	Asst					
Blake Martinez	57	41	16	1.0/8.0	0/0	1	0	4
Ha Ha Clinton-Dix	30	28	2	0.0/0.0	1/3	0	0	4
Jake Ryan	30	20	10	0.0/0.0	0/0	1	0	1
Kenny Clark	30	14	16	0.0/0.0	0/0	0	1	1
Morgan Burnett	28	23	5	0.0/0.0	0/0	0	0	5
Damarious Randall	28	23	5	0.0/0.0	2/35	0	0	4
Josh Jones	23	21	2	2.0/14.0	0/0	0	0	1
Clay Matthews	21	20	1	2.5/28.5	0/0	1	1	1
Mike Daniels	21	12	9	1.5/12.0	0/0	0	1	0
Nick Perry	21	12	9	2.5/17.0	0/0	1	1	1
Josh Hawkins	18	15	3	0.0/0.0	0/0	0	1	4
Quinten Rollins	18	13	5	0.0/0.0	0/0	1	0	2
Kentrell Brice	16	14	2	0.0/0.0	1/11	0	0	4
Kevin King	15	12	3	0.0/0.0	0/0	0	0	3
Quinton Dial	15	8	7	0.0/0.0	0/0	0	0	1
Dean Lowry	10	4	6	0.0/0.0	0/0	0	0	1
Davon House	9	6	3	0.0/0.0	0/0	0	0	1
Lenzy Pipkins	8	4	4	0.0/0.0	0/0	0	0	0
Marwin Evans	6	6	0	0.0/0.0	0/0	0	0	0
Ahmad Brooks	5	4	1	1.0/7.0	0/0	0	0	0
Kyler Fackrell	5	2	3	0.0/0.0	0/0	1	0	0
Ricky Jean Francois	3	1	2	0.0/0.0	0/0	0	0	0
Joe Thomas	2	2	0	0.5/5.5	0/0	0	0	0
Chris Odom	2	1	1	0.0/0.0	0/0	0	0	0
Totals	421	306	115	11.0/92.0	4/49	6	5	39

Player	TT	FR	FF
Marwin Evans	4	0	0
Jeff Janis	3	0	0
Quinten Rollins	3	1	0
Kentrell Brice	2	0	0
Josh Jones	2	0	0
Lance Kendricks	2	0	0
Aaron Ripkowski	2	0	0
Trevor Davis	1	0	0
Aaron Jones	1	0	0
Kevin King	1	0	0
Lenzy Pipkins	1	0	0
Joe Thomas	1	0	0
Justin Vogel	1	0	0
Totals	24	1	0

DEFENSIVE SCORING

Player	TD	Int		Fum	Safeties
		Ret	Ret		
Damarious Randall	1	1	0	0	0
Totals	1	1	0	0	0

Defensive touchdowns (1):

Randall — 21-yard INT return at Dallas (10/8)

MISCELLANEOUS

Player	Tackles
Geronimo Allison	2
Jordy Nelson	1
Totals	3

Player	FR
Brett Hundley	1
Aaron Rodgers	1
Totals	2



No	ALPHABETICAL ROSTER	Pos	Ht	Wt	Birthdate	NFL Exp	College	High School	Hometown
17	Adams, Davante	WR	6-1	215	12/24/92	4	Fresno State	Palo Alto, Calif.	
90	Adams, Montravius	DT	6-4	304	7/24/95	R	Auburn	Vienna, Ga.	
81	Allison, Geronimo	WR	6-3	202	1/18/94	2	Illinois	Riverview, Fla.	
69	Bakhtiari, David	T	6-4	310	9/30/91	5	Colorado	San Mateo, Calif.	
80	Bennett, Martellus	TE	6-6	275	3/10/87	10	Texas A&M	Taylor, Texas	
29	Brice, Kentrell	S	5-11	200	8/11/94	2	Louisiana Tech	Ruston, La.	
55	Brooks, Ahmad	LB	6-3	259	3/14/84	11	Virginia	Fairfax, Va.	
75	Bulaga, Bryan	T	6-5	314	3/21/89	8	Iowa	Woodstock, Ill.	
42	Burnett, Morgan	S	6-1	209	1/13/89	8	Georgia Tech	College Park, Ga.	
6	Callahan, Joe	QB	6-1	216	6/4/93	2	Wesley	Absecon, N.J.	
97	Clark, Kenny	DT	6-3	314	10/4/95	2	UCLA	Rialto, Calif.	
21	Clinton-Dix, Ha Ha	S	6-1	208	12/21/92	4	Alabama	Orlando, Fla.	
18	Cobb, Randall	WR	5-10	192	8/22/90	7	Kentucky	Alcoa, Tenn.	
2	Crosby, Mason	K	6-1	207	9/3/84	11	Colorado	Georgetown, Texas	
76	Daniels, Mike	DT	6-0	310	5/5/89	6	Iowa	Blackwood, N.J.	
11	Davis, Trevor	WR	6-1	188	7/4/93	2	California	Martinez, Calif.	
91	Dial, Quinton	DT	6-5	318	6/21/90	5	Alabama	Pinson, Ala.	
73	Evans, Jahri	G	6-4	318	8/22/83	12	Bloomsburg	Philadelphia, Pa.	
25	Evans, Marwin	S	5-11	211	4/10/93	2	Utah State	Oak Creek, Wis.	
51	Fackrell, Kyler	LB	6-5	245	11/25/91	2	Utah State	Mesa, Ariz.	
28	Hawkins, Josh	CB	5-10	189	1/23/93	2	East Carolina	Kernersville, N.C.	
31	House, Davon	CB	6-0	195	7/10/89	7	New Mexico State	Palmdale, Calif.	
7	Hundley, Brett	QB	6-3	226	6/15/93	3	UCLA	Chandler, Ariz.	
83	Janis, Jeff	WR	6-3	219	6/24/91	4	Saginaw Valley State	Tawas City, Mich.	
99	Jean Francois, Ricky	DT	6-3	313	11/23/86	9	Louisiana State	Miami Gardens, Fla.	
74	John, Ulrick	T	6-6	309	5/20/92	4	Georgia State	Hinesville, Ga.	
33	Jones, Aaron	RB	5-9	208	12/2/94	R	Texas-El Paso	El Paso, Texas	
27	Jones, Josh	S	6-2	220	9/20/94	R	North Carolina State	Walled Lake, Mich.	
84	Kendricks, Lance	TE	6-3	250	1/30/88	7	Wisconsin	Milwaukee, Wis.	
20	King, Kevin	CB	6-3	200	5/5/95	R	Washington	Oakland, Calif.	
63	Linsley, Corey	C	6-3	301	7/27/91	4	Ohio State	Boardman, Ohio	
94	Lowry, Dean	DE	6-6	296	6/9/94	2	Northwestern	Rockford, Ill.	
50	Martinez, Blake	LB	6-2	237	1/9/94	2	Stanford	Oro Valley, Ariz.	
52	Matthews, Clay	LB	6-3	255	5/14/86	9	Southern California	Agoura Hills, Calif.	
32	Mays, Devante	RB	5-10	230	5/26/94	R	Utah State	Livingston, Texas	
64	McCray, Justin	G	6-3	317	5/31/92	1	Central Florida	Miami, Fla.	
88	Montgomery, Ty	RB	6-0	216	1/22/93	3	Stanford	Dallas, Texas	
87	Nelson, Jordy	WR	6-3	217	5/31/85	10	Kansas State	Riley, Kan.	
98	Odom, Chris	LB	6-4	262	9/16/94	R	Arkansas State	Arlington, Texas	
77	Pankey, Adam	G/T	6-5	313	2/2/94	R	West Virginia	Hamilton, Ohio	
62	Patrick, Lucas	G	6-3	313	7/30/93	1	Duke	Brentwood, Tenn.	
59	Pepper, Taybor	LS	6-4	245	5/28/94	R	Michigan State	Saline, Mich.	
53	Perry, Nick	LB	6-3	265	4/12/90	6	Southern California	Detroit, Mich.	
41	Pipkins, Lenzy	CB	6-0	196	11/7/93	R	Oklahoma State	Mansfield, Texas	
23	Randall, Damarious	CB	5-11	196	8/29/92	3	Arizona State	Pensacola, Fla.	
22	Ripkowski, Aaron	FB	6-1	246	12/20/92	3	Oklahoma	Dayton, Texas	
12	Rodgers, Aaron	QB	6-2	225	12/2/83	13	California	Chico, Calif.	
82	Rodgers, Richard	TE	6-4	257	1/22/92	4	California	Shrewsbury, Mass.	
47	Ryan, Jake	LB	6-2	240	2/27/92	3	Michigan	Cleveland, Ohio	
65	Taylor, Lane	G	6-3	324	11/22/89	5	Oklahoma State	Arlington, Texas	
48	Thomas, Joe	LB	6-1	227	5/6/91	3	South Carolina State	Blackville, S.C.	
8	Vogel, Justin	P	6-4	219	10/14/93	R	Miami	Tampa, Fla.	
30	Williams, Jamaal	RB	6-0	213	4/3/95	R	Brigham Young	Fontana, Calif.	

PRACTICE SQUAD

79	Amichia, Kofi	G	6-3	304	7/29/94	R	South Florida	Powder Springs, Ga.	
44	Brown, Donatello	CB	6-0	190	5/15/91	R	Valdosta State	Kennesaw, Ga.	
89	Clark, Michael	WR	6-6	217	10/26/95	R	Marshall	St. Petersburg, Fla.	
93	Gilbert, Reggie	LB	6-3	261	4/1/93	1	Arizona	Laveen, Ariz.	
72	Greene, Darrell	G	6-3	321	10/29/92	1	San Diego State	Decatur, Ga.	
71	Lunsford, Izaah	DT	6-3	310	10/21/93	R	Bowling Green State	Cincinnati, Ohio	
49	Mathews, Derrick	LB	6-0	232	9/25/92	1	Houston	Houston, Texas	
35	Whitehead, Jermaine	S	5-11	195	3/12/93	1	Auburn	Greenwood, Miss.	
10	Yancey, DeAngelo	WR	6-1	220	11/18/94	R	Purdue	Atlanta, Ga.	

RESERVE/INJURED

67	Barclay, Don	T/G	6-4	305	4/18/89	6	West Virginia	Harmony, Pa.	
68	Murphy, Kyle	T	6-6	305	12/11/93	2	Stanford	San Clemente, Calif.	
24	Rollins, Quinten	CB	5-11	195	7/15/92	3	Miami (Ohio)	Wilmingon, Ohio	
10	Schum, Jacob	P	5-10	211	1/21/89	2	Buffalo	Hamburg, N.Y.	
78	Spriggs, Jason	T	6-6	301	5/17/94	2	Indiana	Elkhart, Ind.	
57	Talley, David	LB	6-1	236	11/9/94	R	Grand Valley State	Orchard Lake, Mich.	
26	Waters, Herb	CB	6-0	188	11/10/92	1	Miami	Homestead, Fla.	

RESERVE/PHYSICALLY UNABLE TO PERFORM

45	Biegel, Vince	LB	6-3	246	7/2/93	R	Wisconsin	Wisconsin Rapids, Wis.	
39	Goodson, Demetri	CB	5-11	197	6/11/89	4	Baylor	Spring, Texas	

No	NUMERICAL ROSTER	Pos	Ht	Wt	Age	NFL Exp	College	How Acquired	Reg. season
									GP/GS/DNP/IA
2	Mason Crosby	K	6-1	207	33	11	Colorado	D6c-07	6/0/0/0
6	Joe Callahan	QB	6-1	216	24	2	Wesley	FA-17	0/0/0/0
7	Brett Hundley	QB	6-3	226	24	3	UCLA	D5-15	2/0/4/0
8	Justin Vogel	P	6-4	219	25	R	Miami	FA-17	6/0/0/0
11	Trevor Davis	WR	6-1	188	24	2	California	D5-16	6/0/0/0
12	Aaron Rodgers	QB	6-2	225	33	13	California	D1-05	6/6/0/0
17	Davante Adams	WR	6-1	215	24	4	Fresno State	D2-14	6/6/0/0
18	Randall Cobb	WR	5-10	192	27	7	Kentucky	D2-11	5/5/0/1
20	Kevin King	CB	6-3	200	22	R	Washington	D2a-17	5/3/0/1
21	Ha Ha Clinton-Dix	S	6-1	208	24	4	Alabama	D1-14	6/6/0/0
22	Aaron Ripkowski	FB	6-1	246	24	3	Oklahoma	D6a-15	6/0/0/0
23	Damarious Randall	CB	5-11	196	25	3	Arizona State	D1-15	6/5/0/0
25	Marwin Evans	S	5-11	211	24	2	Utah State	FA-16	6/1/0/0
27	Josh Jones	S	6-2	220	23	R	North Carolina State	D2b-17	6/1/0/0
28	Josh Hawkins	CB	5-10	189	24	2	East Carolina	FA-16	5/2/0/1
29	Kentrell Brice	S	5-11	200	23	2	Louisiana Tech	FA-16	5/2/0/1
30	Jamaal Williams	RB	6-0	213	22	R	Brigham Young	D4b-17	6/0/0/0
31	Davon House	CB	6-0	195	28	7	New Mexico State	FA-17	3/3/0/3
32	Devante Mays	RB	5-10	230	23	R	Utah State	D7a-17	3/0/1/2
33	Aaron Jones	RB	5-9	208	22	R	Texas-El Paso	D5b-17	5/1/0/1
41	Lenzy Pipkins	CB	6-0	196	23	R	Oklahoma State	FA-17	2/0/0/4
42	Morgan Burnett	S	6-1	209	28	8	Georgia Tech	D3-10	5/5/0/1
47	Jake Ryan	LB	6-2	240	25	3	Michigan	D4-15	5/4/0/1
48	Joe Thomas	LB	6-1	227	26	3	South Carolina State	FA-15 (PS-Dal.)	4/0/0/2
50	Blake Martinez	LB	6-2	237	23	2	Stanford	D4a-16	6/6/0/0
51	Kyler Fackrell	LB	6-5	245	25	2	Utah State	D3-16	6/0/0/0
52	Clay Matthews	LB	6-3	255	31	9	Southern California	D1b-09	6/6/0/0
53	Nick Perry	LB	6-3	265	27	6	Southern California	D1-12	5/4/0/1
55	Ahmad Brooks	LB	6-3	259	33	11	Virginia	FA-17	4/2/0/2
59	Taybor Pepper	LS	6-4	245	23	R	Michigan State	FA-17	3/0/0/0
62	Lucas Patrick	G	6-3	313	24	1	Duke	FA-16	5/1/0/1
63	Corey Linsley	C	6-3	301	26	4	Ohio State	D5a-14	6/6/0/0
64	Justin McCray	G	6-3	317	25	1	Central Florida	FA-17	6/3/0/0
65	Lane Taylor	G	6-3	324	27	5	Oklahoma State	FA-13	6/6/0/0
69	David Bakhtiari	T	6-4	310	26	5	Colorado	D4a-13	2/2/0/4
73	Jahri Evans	G	6-4	318	34	12	Bloomsburg	UFA (NO)-17	6/6/0/0
74	Ulrick John	T	6-6	309	25	4	Georgia State	FA-17 (PS-Ari.)	1/0/2/0
75	Bryan Bulaga	T	6-5	314	28	8	Iowa	D1-10	3/3/0/3
76	Mike Daniels	DT	6-0	310	28	6	Iowa	D4a-12	4/4/0/2
77	Adam Pankey	G/T	6-5	313	23	R	West Virginia	FA-17	0/0/4/1
80	Martellus Bennett	TE	6-6	275	30	10	Texas A&M	UFA (NE)-17	6/6/0/0
81	Geronimo Allison	WR	6-3	202	23	2	Illinois	FA-16	5/0/0/0
82	Richard Rodgers	TE	6-4	257	25	4	California	D3b-14	6/0/0/0
83	Jeff Janis	WR	6-3	219	26	4	Saginaw Valley State	D7-14	6/0/0/0
84	Lance Kendricks	TE	6-3	250	29	7	Wisconsin	FA-17	6/1/0/0
87	Jordy Nelson	WR	6-3	217	32	10	Kansas State	D2a-08	6/6/0/0
88	Ty Montgomery	RB	6-0	216	24	3	Stanford	D3-15	5/5/0/1
90	Montravius Adams	DT	6-4	304	22	R	Auburn	D3-17	1/0/0/5
91	Quinton Dial	DT	6-5	318	27	5	Alabama	FA-17	5/0/0/1
94	Dean Lowry	DE	6-6	296	23	2	Northwestern	D4b-16	6/5/0/0
97	Kenny Clark	DT	6-3	314	22	2	UCLA	D1-16	6/6/0/0
98	Chris Odom	LB	6-4	262	23	R	Arkansas State	W-17 (Atl.)	4/0/1/1
99	Ricky Jean Francois	DT	6-3	313	30	9	Louisiana State	FA-17	5/0/0/0

PRACTICE SQUAD

10	DeAngelo Yancey	WR	6-1	220	22	R	Purdue	FA-17	0/0/0/0
35	Jermaine Whitehead	S	5-11	195	24	1	Auburn	FA-17	0/0/0/0
44	Donatello Brown	CB	6-0	190	26	R	Valdosta State	FA-17	0/0/0/0
49	Derrick Mathews	LB	6-0	232	25	1	Houston	FA-17	0/0/0/0
71	Izaah Lunsford	DT	6-3	310	24	R	Bowling Green State	FA-17	0/0/0/0
72	Darrell Greene	G	6-3	321	25	1	San Diego State	FA-17	0/0/0/0
79	Kofi Amichia	G	6-3	304	23	R	South Florida	FA-17	0/0/0/0
89	Michael Clark	WR	6-6	217	21	R	Marshall	FA-17	0/0/0/0
93	Reggie Gilbert	LB	6-3	261	24	1	Arizona	FA-17	0/0/0/0

RESERVE/INJURED

10	Jacob Schum	P	5-10	211	28	2	Buffalo	W-16 (T.B.)	0/0/0/0
24	Quinten Rollins	CB	5-11	195	25	3	Miami (Ohio)	D2-15	6/1/0/0
26	Herb Waters	CB	6-0	188	24	1	Miami	FA-16	0/0/0/0
57	David Talley	LB	6-1	236	22	R	Grand Valley State	FA-17	0/0/0/0
67	Don Barclay	T/G	6-4	305	28	6	West Virginia	FA-12	0/0/0/0
68	Kyle Murphy	T	6-6	305	23	2	Stanford	D6-16	3/3/0/0
78	Jason Spriggs	T	6-6	301	23	2	Indiana	D2-16	1/0/0/1

RESERVE/PHYSICALLY UNABLE TO PERFORM

39	Demetri Goodson	CB	5-11	197	28	4	Baylor	D6-14	0/0/0/0
45	Vince Biegel	LB	6-3	246	24	R	Wisconsin	D4a-17	0/0/0/0



OFFENSE

WR:	87	Jordy Nelson	17	Davante Adams	83	Jeff Janis
LT:	69	David Bakhtiari	74	Ulrick John	<u>77</u>	<u>Adam Pankey</u>
LG:	65	Lane Taylor	62	Lucas Patrick		
C:	63	Corey Linsley	64	Justin McCray	62	Lucas Patrick
RG:	73	Jahri Evans	64	Justin McCray		
RT:	75	Bryan Bulaga	74	Ulrick John	<u>77</u>	<u>Adam Pankey</u>
TE:	80	Martellus Bennett	84	Lance Kendricks	82	Richard Rodgers
WR:	18	Randall Cobb	81	Geronimo Allison	11	Trevor Davis
QB:	12	Aaron Rodgers	7	Brett Hundley	6	Joe Callahan
RB:	88	Ty Montgomery	<u>33</u>	<u>Aaron Jones</u>	<u>30</u>	<u>Jamaal Williams</u>
					<u>32</u>	<u>Devante Mays</u>
FB:	22	Aaron Ripkowski				

DEFENSE

DE:	94	Dean Lowry	99	Ricky Jean Francois		
NT:	97	Kenny Clark	91	Quinton Dial		
DT:	76	Mike Daniels	<u>90</u>	<u>Montravius Adams</u>		
LOLB:	52	Clay Matthews	55	Ahmad Brooks		
ILB:	47	Jake Ryan	48	Joe Thomas		
ILB:	50	Blake Martinez	48	Joe Thomas		
ROLB:	53	Nick Perry	51	Kyler Fackrell	<u>98</u>	<u>Chris Odom</u>
LCB:	31	Davon House	28	Josh Hawkins	<u>41</u>	<u>Lenzy Pipkins</u>
RCB:	23	Damarious Randall	<u>20</u>	<u>Kevin King</u>		
SS:	42	Morgan Burnett	<u>27</u>	<u>Josh Jones</u>	25	Marwin Evans
FS:	21	Ha Ha Clinton-Dix	29	Kentrell Brice		

SPECIAL TEAMS

K:	2	Mason Crosby				
P:	<u>8</u>	<u>Justin Vogel</u>				
H:	<u>8</u>	<u>Justin Vogel</u>	18	Randall Cobb		
PR:	11	Trevor Davis	18	Randall Cobb		
KR:	83	Jeff Janis	11	Trevor Davis	<u>33</u>	<u>Aaron Jones</u>
LS:	<u>59</u>	<u>Taybor Pepper</u>				

Rookies are underlined

COACH LOCATIONS

► **Coaches' Box:** Edgar Bennett (offensive coordinator), Jeff Blasko (assistant offensive line), Dom Capers (defensive coordinator), Scott McCurley (assistant linebackers), Tim McGarigle (defensive quality control), Omar Young (coaching administrator).

► **Sideline:** Brian Angelichio (tight ends), James Campen (offensive line), Luke Getsy (wide receivers), Jerry Montgomery (defensive front assistant), Winston Moss (associate head coach/linebackers), Darren Perry (secondary - safeties), David Raih (offensive perimeter), Jason Simmons (assistant special teams), Ben Sirmans (running backs), Mike Trgovac (defensive line), Alex Van Pelt (quarterbacks), Joe Whitt Jr. (secondary - cornerbacks), Ron Zook (special teams coordinator).



ROSTER BY POSITION

QUARTERBACK (3)

Joe Callahan
Brett Hundley
Aaron Rodgers

FULLBACK (1)

Aaron Ripkowski

RUNNING BACK (4)

Aaron Jones
Devante Mays
Ty Montgomery
Jamaal Williams

WIDE RECEIVER (6)

Davante Adams
Geronimo Allison
Randall Cobb
Trevor Davis
Jeff Janis
Jordy Nelson

TIGHT END (3)

Martellus Bennett
Lance Kendricks
Richard Rodgers

OFFENSIVE LINE (9)

David Bakhtiari
Bryan Bulaga
Jahri Evans
Ulrick John
Corey Linsley
Justin McCray
Adam Pankey
Lucas Patrick
Lane Taylor

DEFENSIVE LINE (6)

Montravius Adams
Kenny Clark
Mike Daniels
Quinton Dial
Ricky Jean Francois
Dean Lowry

Rookies are underlined

LINEBACKER (8)

Ahmad Brooks
Kyler Fackrell
Blake Martinez
Clay Matthews
Chris Odom
Nick Perry
Jake Ryan
Joe Thomas

CORNERBACK (5)

Josh Hawkins
Davon House
Kevin King
Lenzy Pipkins
Damarious Randall

SAFETY (5)

Kentrell Brice
Morgan Burnett
Ha Ha Clinton-Dix
Marwin Evans
Josh Jones

SPECIALIST (3)

Mason Crosby
Taybor Pepper
Justin Vogel

PRONUNCIATION GUIDE

PLAYERS

Montravius Adams mon-TRAY-vee-us
Kofi Amichia KOE-fee uh-MEE-chee-uh
David Bakhtiari bock-tee-R-ee
Don Barclay BAR-clay
Kentrell Brice ken-TRELL
Ahmad Brooks uh-MAHD
Bryan Bulaga buh-LAH-guh
Jahri Evans jah-REE
Kyler Fackrell FACK-rull
Ricky Jean Francois zhan fran-SWAH

Izaah Lunsford i-ZAY-uh
Taybor Pepper TAY-burr
Damarious Randall duh-MAIR-ee-us

COACHES

Brian Angelichio an-juh-LEEK-o
James Campen KAMP-en
Mark Lovat luh-VOTT
Tim McGarigle mac-GARGLE
David Raih RYE
Mike Trgovac TER-guh-vac



HOW THE PACKERS WERE BUILT

Year	Record	Draft (32)	Waivers (1)	Free Agents (20)
2005	4-12	QB Aaron Rodgers D1		
2007	13-3	K Mason Crosby D6c		
2008	6-10	WR Jordy Nelson D2a		
2009	11-5	LB Clay Matthews D1b		
2010	10-6	T Bryan Bulaga D1 S Morgan Burnett D3		
2011	15-1	WR Randall Cobb D2		
2012	11-5	LB Nick Perry D1 DT Mike Daniels D4a		
2013	8-7-1	T David Bakhtiari D4a		G Lane Taylor
2014	12-4	S Ha Ha Clinton-Dix D1 WR Davante Adams D2 TE Richard Rodgers D3b C Corey Linsley D5a WR Jeff Janis D7		
2015	10-6	CB Damarious Randall D1 RB Ty Montgomery D3 LB Jake Ryan D4 QB Brett Hundley D5 FB Aaron Ripkowski D6a		LB Joe Thomas (PS-Dal.)
2016	10-6	DT Kenny Clark D1 LB Kyler Fackrell D3 LB Blake Martinez D4a DE Dean Lowry D4b WR Trevor Davis D5		WR Geronimo Allison S Kentrell Brice QB Joe Callahan S Marwin Evans CB Josh Hawkins
2017	4-2	CB Kevin King D2a S Josh Jones D2b DT Montravius Adams D3 LB Vince Biegel D4a RB Jamaal Williams D4b RB Aaron Jones D5b RB Devante Mays D7a	LB Chris Odom (ATL)	TE Martellus Bennett (UFA-NE) LB Ahmad Brooks (UFA-SF) DT Quinton Dial (UFA-SF) G Jahri Evans (UFA-NO) CB Davon House (D4-11) DT Ricky Jean Francois T Ulrick John (PS-Ari.) TE Lance Kendricks G Justin McCray G/T Adam Pankey LS Taybor Pepper CB Lenzy Pipkins P Justin Vogel



MEDIA INFORMATION & POLICIES

MIKE MCCARTHY PRESS CONFERENCES

During the regular season (for a Sunday game), the head coach will be available in the Media Auditorium on Monday, Wednesday, Thursday and Friday. One-on-one interviews with McCarthy should be arranged through Jason Wahlers.

PLAYER INTERVIEWS

The team’s locker room will generally be open Monday, Wednesday, Thursday, Friday and following games.

- ▶ At the conclusion of all games, the locker room will be opened following the NFL’s standard “cooling-off period.”
- ▶ All interviews with players on the practice squad or injured reserve need to be requested and approved through the P.R. department.
- ▶ Any requests to interview players other than at the aforementioned times should be directed to a member of the Packers’ P.R. department.

ASSISTANT COACH AVAILABILITY

All by request only, through the P.R. department

- ▶ Coordinators – Edgar Bennett (offense), Dom Capers (defense) and Ron Zook (special teams) – will continue to serve as primary spokesmen in their respective areas.
- ▶ During the regular season, assistants generally will be available on Thursdays at the podium in the Media Auditorium with offense and defense rotating every other week. During a week when offensive coaches are available, Capers will also be available on Thursday to represent the defense. When defensive coaches are available, Bennett will also be available on Thursday to represent the offense. On Mondays, the coordinators will be available at the podium in the Media Auditorium.
- ▶ Following games, Head Coach Mike McCarthy will be the only coach available to the media.
- ▶ However, position coaches are available for questions on specific players and the position group only. Broader interview topics need to be directed to the respective coordinators.
- ▶ No assistant coach should be contacted directly by telephone (at his desk, home or on his cell phone), or by email. All interviews must be arranged through the P.R. department.
- ▶ Sarah Quick (920-569-7213) serves as the primary contact for assistant coaches. In her absence, feel free to contact another member of the P.R. staff.

PRACTICE ACCESS, PHOTOGRAPHY AND SOCIAL-MEDIA GUIDELINES

- ▶ During the regular season, practices will be open to state media who regularly cover the team for designated periods during the first half of each session, similar to previous seasons. Also as in

prior years, photo opportunities will be limited to the beginning portions of practice.

- ▶ The team reserves the right to limit photography to certain periods for competitive reasons. This restriction applies to both training-camp and regular-season practices.
- ▶ During practice periods in which B-roll and still photography are NOT permitted, the media may not utilize camera phones either. The P.R. staff will alert the media of the permissible “shooting” periods before and during each practice.
- ▶ Video of practice, press conferences or locker-room interviews by an individual or media outlet may not be posted at any time on social-media sites or live-broadcasting applications (this includes applications such as Facebook, Twitter, Vine, Instagram, Snapchat, Ustream, Periscope and Meerkat, etc).
- ▶ No still photography is permitted in the locker room at any time. Signs, notes and other personal items or information posted in and around the locker room at player lockers are not to be photographed or captured on video.

ONLINE-CONTENT POLICY

- ▶ According to the 2017 NFL non-game online content policy, accredited organizations may distribute online non-game audio and video content, including interviews, press conferences and team practices at NFL venues, acquired as a result of credentialed access (“Game Information”) to games or club/league facilities provided that such distribution: is 90 seconds maximum per day (180 seconds in two-team markets – 90 seconds per team); may not be “archived” (i.e., made available for on-demand public access) for more than 24 hours; appears in an editorial context only (no sponsorship, merchandising or advertising integrated with or around the content); is not posted live; and is accompanied by links back to NFL.com and to the club website.
- ▶ The 90-second limit does not include video/audio material that is composed entirely of a credentialed media employee providing commentary or analysis (“talking head” reporting), including pregame or postgame stand-up material shot on the field or other facility location.
- ▶ While a game is in progress, any forms of accounts of the game must be sufficiently time-delayed and limited in amount (e.g., score updates with detail given only in quarterly game updates, fewer than 10 photographs during the game) so that the accredited organization’s game coverage cannot be used as a substitute for, or otherwise approximate, authorized play-by-play accounts.
- ▶ The Packers have their own social-media and online-content policies for practice reporting, which will be communicated by the P.R. staff for both training camp and the regular season. Members of the media are encouraged to contact the public relations staff with any questions.



MEDIA INFORMATION & POLICIES

CONFERENCE CALLS

The Packers’ P.R. department will arrange a conference call with the head coach of the opposing team each week during the regular season. These conference calls will be made from the media workroom, and generally will be held on Wednesday.

TELEPHONES/INTERNET

Lambeau Field features complimentary wireless Internet in the main press box. Please contact the public information department if you require assistance.

In the Lee Rempel Press Box at Lambeau Field, more than a dozen “co-op” phones are available to media throughout the box. If dedicated service is desired, please contact Scott Guth of Dataline Services seven to 10 days prior to the game at 920-569-7090 or sguth@datalineservicesinc.com. Instruments also may be obtained through Guth, upon request.

Dedicated internet service also may be ordered through Dataline Services – on a game-by-game or full-season basis – for installation in either the Lee Rempel Press Box or in the downstairs Photo/Media Workrooms.

POOL REPORTER

As assigned by the Professional Football Writers of America (PFWA), the Green Bay pool reporter for the 2017 season is Rob Demovsky of ESPN.com. Pete Dougherty of the *Green Bay Press-Gazette* is the alternate.

PHOTO CREDENTIALS

Photo credentials will not be issued to freelance photographers unless on a specific assignment from an accredited organization. Credentials are not provided to “grips” due to on-field space limitations.

CREDENTIALS

All credential requests are acquired through an online credential link, which should be obtained by contacting Sarah Quick, assistant director of public relations. Requests may be sent via email (Sarah Quick; quicks@packers.com). Credentials will not be mailed, unless the requesting outlet provides a Federal Express or UPS number, and if scheduled in advance, should be picked up in person at the Packers’ corporate offices, located in the Lambeau Field Atrium. Credentials not obtained prior to gameday will be left at Media Will Call on the south side of the stadium near the Shopko Gate. Media Will Call opens three hours prior to kickoff.

GAME CREDENTIAL DEADLINES

- ▶ Following are credential application deadlines for the Packers’ regular-season games. All written requests should be directed to Sarah Quick, via email at quicks@packers.com.
- ▶ vs. New Orleans - Wednesday, Oct. 18, by 5 p.m.
- ▶ vs. Detroit - Wednesday, Nov. 1, by 5 p.m.
- ▶ at Chicago - Monday, Nov. 6, by 10 a.m.
- ▶ vs. Baltimore - Wednesday, Nov. 15, by 5 p.m.
- ▶ at Pittsburgh - Monday, Nov. 20, by 10 a.m.
- ▶ vs. Tampa Bay - Wednesday, Nov. 29, by 5 p.m.
- ▶ at Cleveland - Monday, Dec. 4, by 10 a.m.
- ▶ at Carolina - Monday, Dec. 11, by 10 a.m.
- ▶ vs. Minnesota - Wednesday, Dec. 20, by 5 p.m.
- ▶ at Detroit - Friday, Dec. 22, by 10 a.m.

INDIVIDUAL STATISTICS, OFFENSE

	RUSHING T.Montgomery					A.Rodgers					J.Williams					R.Cobb					A.Jones					A.Ripkowski					
	No	Yds	Avg	Lg	TD	No	Yds	Avg	Lg	TD	No	Yds	Avg	Lg	TD	No	Yds	Avg	Lg	TD	No	Yds	Avg	Lg	TD	No	Yds	Avg	Lg	TD	
9/10	Sea	19	54	2.8	8	1	7	21	3.0	13	0	2	9	4.5	6	0	0	0	--	--	0	0	0	--	--	0	0	0	--	--	0
9/17	at Atl	10	35	3.5	7	1	2	8	4.0	9	0	2	6	3.0	4	0	1	10	10.0	10	0	0	0	--	--	0	0	0	--	--	0
9/24	Cin	12	35	2.9	8	0	4	23	5.8	13	0	1	6	6.0	6	0			(Inactive)												
9/28	Chi	5	28	5.6	11	0	1	-1	-1.0	-1	0	4	11	2.8	4	0	0	0	--	--	0	13	49	3.8	11	1	1	4	4.0	4	0
10/8	at Dal			(Inactive)			4	32	8.0	18	0	1	1	1.0	1	0	0	0	--	--	0	19	125	6.6	22	1	1	2	2.0	2	0
10/15	at Min	10	28	2.8	7	0	0	0	--	--	0	0	0	--	--	0	0	0	--	--	0	13	41	3.2	9	0	0	0	--	--	0
10/22	NO																														
11/6	Det																														
11/12	at Chi																														
11/19	Bal																														
11/26	at Pit																														
12/3	TB																														
12/10	at Cle																														
12/17	at Car																														
12/23	Min																														
12/31	at Det																														
SEASON		56	180	3.2	11	2	18	83	4.6	18	0	10	33	3.3	6	0	1	10	10.0	10	0	45	215	4.8	22	2	2	6	3.0	4	0
CAREER		136	651	4.8	61	5	519	2627	5.1	35	25	10	33	3.3	6	0	51	345	6.8	67	0	45	215	4.8	22	2	36	156	4.3	15	2

	RUSHING B.Hundley					
	No	Yds	Avg	Lg	TD	
9/10	Sea				(Did Not Play)	
9/17	at Atl				(Did Not Play)	
9/24	Cin				(Did Not Play)	
9/28	Chi	0	0	--	--	0
10/8	at Dal				(Did Not Play)	
10/15	at Min	1	3	3.0	3	0
10/22	NO					
11/6	Det					
11/12	at Chi					
11/19	Bal					
11/26	at Pit					
12/3	TB					
12/10	at Cle					
12/17	at Car					
12/23	Min					
12/31	at Det					
SEASON		1	3	3.0	3	0
CAREER		4	1	0.3	3	0

ADDITIONAL REGULAR-SEASON RUSHING:

	PASSING A.Rodgers										B.Hundley								
	Att	Com	Pct	Yds	Sk/Yd	TD	Lg	Int	Rtng		Att	Com	Pct	Yds	Sk/Yd	TD	Lg	Int	Rtng
9/10	Sea	42	28	66.7	311	4/25	1	32t	1	86.5									
9/17	at Atl	50	33	66.0	343	3/35	2	33t	1	90.7									
9/24	Cin	42	28	66.7	313	6/33	3	72	1	102.6									
9/28	Chi	26	18	69.2	179	2/10	4	58	0	128.0	1	1	100.0	0	0/0	0	0	0	79.2
10/8	at Dal	29	19	65.5	221	4/39	3	33	0	122.9									
10/15	at Min	4	2	50.0	18	0/0	0	10	0	62.5	33	18	54.5	157	4/20	1	26	3	39.6
10/22	NO																		
11/6	Det																		
11/12	at Chi																		
11/19	Bal																		
11/26	at Pit																		
12/3	TB																		
12/10	at Cle																		
12/17	at Car																		
12/23	Min																		
12/31	at Det																		
SEASON		193	128	66.3	1385	19/142	13	72	3	103.2	34	19	55.9	157	4/20	1	26	3	40.9
CAREER		4850	3162	65.2	38212	360/2305	310	93t	75	104.1	44	21	47.7	174	4/20	1	26	4	28.0

INDIVIDUAL STATISTICS, OFFENSE

	RECEIVING R.Cobb					J.Nelson					D.Adams					T.Montgomery					M.Bennett					L.Kendricks					
	No	Yds	Avg	Lg	TD	No	Yds	Avg	Lg	TD	No	Yds	Avg	Lg	TD	No	Yds	Avg	Lg	TD	No	Yds	Avg	Lg	TD	No	Yds	Avg	Lg	TD	
9/10	Sea	9	85	9.4	29	0	7	79	11.3	32	1	3	47	15.7	21	0	4	39	9.8	20	0	3	43	14.3	26	0	2	18	9.0	9	0
9/17	at Atl	6	60	10.0	23	0	0	0	--	--	0	8	99	12.4	33	1	6	75	12.5	23	1	5	47	9.4	18	0	0	0	--	--	0
9/24	Cin	(Inactive)					6	52	8.7	23	2	3	60	20.0	41	0	8	15	1.9	5	0	3	12	4.0	6	0	2	52	26.0	51	1
9/28	Chi	4	44	11.0	26	1	4	75	18.8	58	2	2	13	6.5	8	1	0	0	--	--	0	6	39	6.5	26	0	1	0	0.0	0	0
10/8	at Dal	4	29	7.3	13	0	2	24	12.0	14	1	7	66	9.4	14	2	(Inactive)					3	53	17.7	33	0	1	24	24.0	24	0
10/15	at Min	3	28	9.3	14	0	6	60	10.0	26	0	5	54	10.8	19	1	1	3	3.0	3	0	2	22	11.0	14	0	0	0	--	--	0
10/22	NO																														
11/6	Det																														
11/12	at Chi																														
11/19	Bal																														
11/26	at Pit																														
12/3	TB																														
12/10	at Cle																														
12/17	at Car																														
12/23	Min																														
12/31	at Det																														
SEASON		26	246	9.5	29	1	25	290	11.6	58	6	28	339	12.1	41	5	19	132	6.9	23	1	22	216	9.8	33	0	6	94	15.7	51	1
CAREER		392	4734	12.1	70	36	522	7656	14.7	93	69	191	2265	11.9	66	21	78	616	7.9	31	3	425	4503	10.6	58	30	210	2226	10.6	80	18

	RECEIVING G.Allison					R.Rodgers					T.Davis					J.Williams					A.Ripkowski					A.Jones					
	No	Yds	Avg	Lg	TD	No	Yds	Avg	Lg	TD	No	Yds	Avg	Lg	TD	No	Yds	Avg	Lg	TD	No	Yds	Avg	Lg	TD	No	Yds	Avg	Lg	TD	
9/10	Sea	(Reserve/Suspended)					0	0	--	--	0	0	0	--	--	0	0	0	--	--	0	0	0	--	--	0	(Inactive)				
9/17	at Atl	3	24	8.0	13	0	2	22	11.0	14	0	1	9	9.0	9	0	1	5	5.0	5	0	1	2	2.0	2	0	0	0	--	--	0
9/24	Cin	6	122	20.3	72	0	0	0	--	--	0	0	0	--	--	0	0	0	--	--	0	0	0	--	--	0	0	0	--	--	0
9/28	Chi	0	0	--	--	0	0	0	--	--	0	0	0	--	--	0	1	2	2.0	2	0	1	6	6.0	6	0	0	0	--	--	0
10/8	at Dal	0	0	--	--	0	1	16	16.0	16	0	0	0	--	--	0	0	0	--	--	0	0	0	--	--	0	1	9	9.0	9	0
10/15	at Min	1	7	7.0	7	0	0	0	--	--	0	0	0	--	--	0	0	0	--	--	0	1	0	0.0	0	0	1	1	1.0	1	0
10/22	NO																														
11/6	Det																														
11/12	at Chi																														
11/19	Bal																														
11/26	at Pit																														
12/3	TB																														
12/10	at Cle																														
12/17	at Car																														
12/23	Min																														
12/31	at Det																														
SEASON		10	153	15.3	72	0	3	38	12.7	16	0	1	9	9.0	9	0	2	7	3.5	5	0	3	8	2.7	6	0	2	10	5.0	9	0
CAREER		22	355	16.1	72	2	111	1044	9.4	61	12	4	33	8.3	9	1	2	7	3.5	5	0	13	72	5.3	18	1	2	10	5.0	9	0

INDIVIDUAL STATISTICS, OFFENSE

RUSHING

		T.Montgomery										A.Rodgers										J.Williams																								
		First Half					Second Half					First Half					Second Half					First Half					Second Half																			
		No	Yds	Avg	Lg	TD	No	Yds	Avg	Lg	TD	No	Yds	Avg	Lg	TD	No	Yds	Avg	Lg	TD	No	Yds	Avg	Lg	TD	No	Yds	Avg	Lg	TD	No	Yds	Avg	Lg	TD										
9/10	Sea	8	16	2.0	3	0	11	38	3.5	8	1	1	5	5.0	5	0	6	16	2.7	13	0	1	3	3.0	3	0	1	6	6.0	6	0	1	4	4.0	4	0	0	0	--	--	0	0	0	--	--	0
9/17	at Atl	6	14	2.3	7	1	4	21	5.3	7	0	1	-1	-1.0	-1	0	1	9	9.0	9	0	1	2	2.0	2	0	1	4	4.0	4	0	0	0	--	--	0	0	0	--	--	0					
9/24	Cin	4	10	2.5	7	0	8	25	3.1	8	0	1	9	9.0	9	0	3	14	4.6	13	0	1	6	6.0	6	0	0	0	--	--	0	0	0	--	--	0										
9/28	Chi	5	28	5.6	11	0	0	0	--	--	0	1	-1	-1.0	-1	0	0	0	--	--	0	4	11	2.8	4	0	0	0	--	--	0	0	0	--	--	0										
10/8	at Dal	(Inactive)										0	0	--	--	0	4	32	8.0	18	0	0	0	--	--	0	1	1	1.0	1	0	0	0	--	--	0										
10/15	at Min	6	13	2.2	7	0	4	15	3.8	6	0	0	0	--	--	0	0	0	--	--	0	0	0	--	--	0	0	0	--	--	0	0	0	--	--	0										
10/22	NO																																													
11/6	Det																																													
11/12	at Chi																																													
11/19	Bal																																													
11/26	at Pit																																													
12/3	TB																																													
12/10	at Cle																																													
12/17	at Car																																													
12/23	Min																																													
12/31	at Det																																													
SEASON		29	81	2.8	11	1	27	99	3.7	8	1	4	12	3.0	9	0	14	71	5.1	18	0	7	22	3.1	6	0	3	11	3.7	6	0															

RUSHING

		R.Cobb										A.Jones										A.Ripkowski														
		First Half					Second Half					First Half					Second Half					First Half					Second Half									
		No	Yds	Avg	Lg	TD	No	Yds	Avg	Lg	TD	No	Yds	Avg	Lg	TD	No	Yds	Avg	Lg	TD	No	Yds	Avg	Lg	TD	No	Yds	Avg	Lg	TD					
9/10	Sea	0	0	--	--	0	0	0	--	--	0	(Inactive)										0	0	--	--	0	0	0	--	--	0	0	0	--	--	0
9/17	at Atl	1	10	10.0	10	0	0	0	--	--	0	0	0	--	--	0	0	0	--	--	0	0	0	--	--	0	0	0	--	--	0	0	0	--	--	0
9/24	Cin	(Inactive)										0	0	--	--	0	0	0	--	--	0	0	0	--	--	0	0	0	--	--	0					
9/28	Chi	0	0	--	--	0	0	0	--	--	0	4	12	3.0	6	1	9	37	4.1	11	0	0	0	--	--	0	1	4	4.0	4	0					
10/8	at Dal	0	0	--	--	0	0	0	--	--	0	7	33	4.7	13	1	12	92	7.7	22	0	1	2	2.0	2	0	0	0	--	--	0					
10/15	at Min	0	0	--	--	0	0	0	--	--	0	6	17	2.8	5	0	7	24	3.4	9	0	0	0	--	--	0	0	0	--	--	0					
10/22	NO																																			
11/6	Det																																			
11/12	at Chi																																			
11/19	Bal																																			
11/26	at Pit																																			
12/3	TB																																			
12/10	at Cle																																			
12/17	at Car																																			
12/23	Min																																			
12/31	at Det																																			
SEASON		1	10	10.0	10	0	0	0	--	--	0	17	62	3.6	13	2	28	153	5.5	22	0	1	2	2.0	2	0	1	4	4.0	4	0					

RUSHING

		B.Hundley										
		First Half					Second Half					
		No	Yds	Avg	Lg	TD	No	Yds	Avg	Lg	TD	
9/10	Sea	(Did Not Play)										
9/17	at Atl	(Did Not Play)										
9/24	Cin	(Did Not Play)										
9/28	Chi	(Did Not Play)	0	0	--	--	0					
10/8	at Dal	(Did Not Play)										
10/15	at Min	1	3	3.0	3	0	0	0	--	--	0	
10/22	NO											
11/6	Det											
11/12	at Chi											
11/19	Bal											
11/26	at Pit											
12/3	TB											
12/10	at Cle											
12/17	at Car											
12/23	Min											
12/31	at Det											
SEASON		1	3	3.0	3	0	0	0	--	--	0	

INDIVIDUAL STATISTICS, OFFENSE

PASSING

A.Rodgers

		First Half										Second Half/OT									
		Att	Com	Pct	Yds	Sk/Yd	TD	Lg	Int	Rtng	Att	Com	Pct	Yds	Sk/Yd	TD	Lg	Int	Rtng		
9/10	Sea	22	14	63.6	153	4/25	0	29	1	65.2	20	14	70.0	158	0/0	1	32t	0	110.0		
9/17	at Atl	18	10	55.5	85	1/8	0	23	1	44.9	32	23	71.9	258	2/27	2	33t	0	116.4		
9/24	Cin	15	9	60.0	73	5/20	1	41	1	66.8	27	19	70.4	240	1/13	2	72	0	122.5		
9/28	Chi	15	9	60.0	119	2/10	2	58	0	124.7	11	9	81.8	60	0/0	2	26	0	129.0		
10/8	at Dal	13	11	84.6	107	3/23	1	24	0	126.6	16	8	50.0	114	1/16	2	33	0	113.0		
10/15	at Min	4	2	50.0	18	0/0	0	10	0	62.5	(Did Not Play)										
10/22	NO																				
11/6	Det																				
11/12	at Chi																				
11/19	Bal																				
11/26	at Pit																				
12/3	TB																				
12/10	at Cle																				
12/17	at Car																				
12/23	Min																				
12/31	at Det																				
SEASON		87	55	63.2	555	15/86	4	58	3	82.3	106	73	68.9	830	4/56	9	72	0	120.4		

PASSING

B.Hundley

		First Half										Second Half									
		Att	Com	Pct	Yds	Sk/Yd	TD	Lg	Int	Rtng	Att	Com	Pct	Yds	Sk/Yd	TD	Lg	Int	Rtng		
9/10	Sea	(Did Not Play)																			
9/17	at Atl	(Did Not Play)																			
9/24	Cin	(Did Not Play)																			
9/28	Chi	(Did Not Play)																			
10/8	at Dal	(Did Not Play)																			
10/15	at Min	8	4	50.0	43	2/13	1	26	1	66.1	1	1	100.0	0	0/0	0	0	0	79.2		
10/22	NO																				
11/6	Det																				
11/12	at Chi																				
11/19	Bal																				
11/26	at Pit																				
12/3	TB																				
12/10	at Cle																				
12/17	at Car																				
12/23	Min																				
12/31	at Det																				
SEASON		8	4	50.0	43	2/13	1	26	1	66.1	26	15	57.7	114	2/7	0	19	2	36.4		

INDIVIDUAL STATISTICS, OFFENSE

RECEIVING R.Cobb

		First Half										Second Half										First Half										Second Half																													
		No					Yds					Avg					Lg					TD					No					Yds					Avg					Lg					TD														
		No	Yds	Avg	Lg	TD	No	Yds	Avg	Lg	TD	No	Yds	Avg	Lg	TD	No	Yds	Avg	Lg	TD	No	Yds	Avg	Lg	TD	No	Yds	Avg	Lg	TD	No	Yds	Avg	Lg	TD	No	Yds	Avg	Lg	TD																				
9/10	Sea	5	56	11.2	29	0	4	29	7.3	10	0	3	47	15.7	21	0	0	0	--	--	0	3	24	8.0	13	0	4	55	13.8	32t	1	0	0	--	--	0	0	0	--	--	0	0	0	--	--	0															
9/17	at Atl	2	22	11.0	17	0	4	38	9.5	18	0	3	18	6.0	9	0	5	81	16.2	33t	1	0	0	--	--	0	0	0	--	--	0	0	0	--	--	0	0	0	--	--	0	0	0	--	--	0															
9/24	Cin	(Inactive)																				2	51	25.5	41	0	1	9	9.0	9	0	1	9	9.0	9	0	5	43	8.6	23	2	0	0	--	--	0	0	0	--	--	0										
9/28	Chi	3	18	6.0	12	1	1	26	26.0	26	0	1	5	5.0	5t	1	1	8	8.0	8	0	1	58	58.0	58	0	3	17	5.7	8t	2	0	0	--	--	0	2	24	12.0	14	1																				
10/8	at Dal	4	29	7.3	13	0	0	0	--	--	0	4	29	7.3	10	1	3	37	12.3	14	1	0	0	--	--	0	2	24	12.0	14	1	0	0	--	--	0	0	0	--	--	0																				
10/15	at Min	0	0	--	--	0	3	28	9.3	14	0	1	14	14.0	14t	1	4	40	10.0	19	0	3	36	12.0	26	0	3	24	8.0	11	0	0	0	--	--	0	0	0	--	--	0																				
10/22	NO																																																												
11/6	Det																																																												
11/12	at Chi																																																												
11/19	Bal																																																												
11/26	at Pit																																																												
12/3	TB																																																												
12/10	at Cle																																																												
12/17	at Car																																																												
12/23	Min																																																												
12/31	at Det																																																												
SEASON		14	125	8.9	29	1	12	121	10.1	26	0	14	164	11.7	41	3	14	175	12.5	33t	2	8	127	15.9	58	0	17	163	9.6	32t	6																														

RECEIVING M.Bennett

		First Half										Second Half										First Half										Second Half																													
		No					Yds					Avg					Lg					TD					No					Yds					Avg					Lg					TD														
		No	Yds	Avg	Lg	TD	No	Yds	Avg	Lg	TD	No	Yds	Avg	Lg	TD	No	Yds	Avg	Lg	TD	No	Yds	Avg	Lg	TD	No	Yds	Avg	Lg	TD	No	Yds	Avg	Lg	TD																									
9/10	Sea	1	12	12.0	12	0	2	31	15.5	26	0	1	9	9.0	9	0	1	9	9.0	9	0	1	5	5.0	5	0	3	34	11.3	20	0	0	0	--	--	0	0	0	--	--	0																				
9/17	at Atl	0	0	--	--	0	5	47	9.4	18	0	0	0	--	--	0	0	0	--	--	0	2	21	10.5	23	0	4	54	13.5	23	1	0	0	--	--	0	0	0	--	--	0																				
9/24	Cin	1	1	1.0	1	0	2	11	5.5	6	0	1	1	1.0	1t	1	1	51	51.0	51	0	3	1	0.3	4	0	5	14	2.8	5	0	0	0	--	--	0	0	0	--	--	0																				
9/28	Chi	2	30	15.0	26	0	4	9	2.3	7	0	0	0	--	--	0	1	0	0.0	0	0	0	0	--	--	0	0	0	--	--	0	0	0	--	--	0																									
10/8	at Dal	0	0	--	--	0	3	53	17.7	33	0	1	24	24.0	24	0	0	0	--	--	0	(Inactive)										0	0	--	--	0																									
10/15	at Min	1	8	8.0	8	0	1	14	14.0	14	0	0	0	--	--	0	0	0	--	--	0	1	3	3.0	3	0	0	0	--	--	0	0	0	--	--	0																									
10/22	NO																																																												
11/6	Det																																																												
11/12	at Chi																																																												
11/19	Bal																																																												
11/26	at Pit																																																												
12/3	TB																																																												
12/10	at Cle																																																												
12/17	at Car																																																												
12/23	Min																																																												
12/31	at Det																																																												
SEASON		5	51	10.2	26	0	17	165	9.7	33	0	3	34	11.3	24	1	3	60	20.0	51	0	7	30	4.3	23	0	12	102	8.5	23	1																														

RECEIVING R.Rodgers

		First Half										Second Half										First Half										Second Half																													
		No					Yds					Avg					Lg					TD					No					Yds					Avg					Lg					TD														
		No	Yds	Avg	Lg	TD	No	Yds	Avg	Lg	TD	No	Yds	Avg	Lg	TD	No	Yds	Avg	Lg	TD	No	Yds	Avg	Lg	TD	No	Yds	Avg	Lg	TD	No	Yds	Avg	Lg	TD																									
9/10	Sea	0	0	--	--	0	0	0	--	--	0	(Reserve/Suspended)																																																	
9/17	at Atl	1	14	14.0	14	0	1	8	8.0	8	0	1	8	8.0	8	0	2	16	8.0	13	0	1	2	2.0	2	0	0	0	--	--	0	0	0	--	--	0																									
9/24	Cin	0	0	--	--	0	0	0	--	--	0	1	10	10.0	10	0	5	112	22.4	72	0	0	0	--	--	0	0	0	--	--	0	0	0	--	--	0																									
9/28	Chi	0	0	--	--	0	0	0	--	--	0	0	0	--	--	0	0	0	--	--	0	1	6	6.0	6	0	0	0	--	--	0	0	0	--	--	0																									
10/8	at Dal	1	16	16.0	16	0	0	0	--	--	0	0	0	--	--	0	0	0	--	--	0	0	0	--	--	0	0	0	--	--	0	0	0	--	--	0																									
10/15	at Min	0	0	--	--	0	0	0	--	--	0	0	0	--	--	0	1	7	7.0	7	0	0	0	--	--	0	1	0	0.0	0	0	0	0	--	--	0																									
10/22	NO																																																												
11/6	Det																																																												
11/12	at Chi																																																												
11/19	Bal																																																												
11/26	at Pit																																																												
12/3	TB																																																												
12/10	at Cle																																																												
12/17	at Car																																																												
12/23	Min																																																												
12/31	at Det																																																												
SEASON		2	30	15.0	16	0	1	8	8.0	8	0	2	18	9.0	10	0	8	135	16.9	72	0	2	8	4.0	6	0	1	0	0.0	0	0																														

INDIVIDUAL STATISTICS, OFFENSE

RECEIVING J.Williams

T.Davis

A.Jones

		First Half					Second Half					First Half					Second Half					First Half					Second Half																			
		No	Yds	Avg	Lg	TD	No	Yds	Avg	Lg	TD	No	Yds	Avg	Lg	TD	No	Yds	Avg	Lg	TD	No	Yds	Avg	Lg	TD	No	Yds	Avg	Lg	TD	No	Yds	Avg	Lg	TD										
9/10	Sea	0	0	--	--	0	0	0	--	--	0	0	0	--	--	0	0	0	--	--	0	0	0	--	--	0	0	0	--	--	0	0	0	--	--	0	0	0	--	--	0	0	0	--	--	0
9/17	at Atl	0	0	--	--	0	1	5	5.0	5	0	0	0	--	--	0	1	9	9.0	9	0	0	0	--	--	0	0	0	--	--	0	0	0	--	--	0	0	0	--	--	0	0	0	--	--	0
9/24	Cin	0	0	--	--	0	0	0	--	--	0	0	0	--	--	0	0	0	--	--	0	0	0	--	--	0	0	0	--	--	0	0	0	--	--	0	0	0	--	--	0	0	0	--	--	0
9/28	Chi	1	2	2.0	2	0	0	0	--	--	0	0	0	--	--	0	0	0	--	--	0	0	0	--	--	0	0	0	--	--	0	0	0	--	--	0	0	0	--	--	0	0	0	--	--	0
10/8	at Dal	0	0	--	--	0	0	0	--	--	0	0	0	--	--	0	0	0	--	--	0	0	0	--	--	0	1	9	9.0	9	0	0	0	--	--	0	0	0	--	--	0	0	0	--	--	0
10/15	at Min	0	0	--	--	0	0	0	--	--	0	0	0	--	--	0	0	0	--	--	0	0	0	--	--	0	0	0	--	--	0	0	0	--	--	0	1	1	1.0	1	0					
10/22	NO																																													
11/6	Det																																													
11/12	at Chi																																													
11/19	Bal																																													
11/26	at Pit																																													
12/3	TB																																													
12/10	at Cle																																													
12/17	at Car																																													
12/23	Min																																													
12/31	at Det																																													
SEASON		1	2	2.0	2	0	1	5	5.0	5	0	0	0	--	--	0	1	9	9.0	9	0	1	9	9.0	9	0	1	9	9.0	9	0	1	1	1.0	1	0										

INDIVIDUAL STATISTICS, DEFENSE

	M.Adams					K.Brice					A.Brooks					M.Burnett					K.Clark					H.Clinton-Dix					
	UT	A	Sk	Int	PD	UT	A	Sk	Int	PD	UT	A	Sk	Int	PD	UT	A	Sk	Int	PD	UT	A	Sk	Int	PD	UT	A	Sk	Int	PD	
9/10	Sea		(Inactive)			2	0	0-0	0	1	0	0	0-0	0	0	3	2	0-0	0	3	1	3	0-0	0	1	4	0	0-0	0	1	
9/17	at Atl		(Inactive)			4	0	0-0	0	0			(Inactive)			4	0	0-0	0	1	2	1	0-0	0	0	5	1	0-0	0	0	
9/24	Cin	0	0	0-0	0	0		(Inactive)			2	0	1-7	0	0	2	1	0-0	0	0	3	3	0-0	0	0	3	0	0-0	0	0	
9/28	Chi		(Inactive)			3	1	0-0	1	1	1	0	0-0	0	0	9	1	0-0	0	0	1	2	0-0	0	0	8	0	0-0	1	1	
10/8	at Dal		(Inactive)			2	0	0-0	0	1	1	1	0-0	0	0	5	1	0-0	0	1	2	2	0-0	0	0	4	1	0-0	0	0	
10/15	at Min		(Inactive)			3	1	0-0	0	1			(Inactive)					(Inactive)			5	5	0-0	0	0	4	0	0-0	0	2	
10/22	NO																														
11/6	Det																														
11/12	at Chi																														
11/19	Bal																														
11/26	at Pit																														
12/3	TB																														
12/10	at Cle																														
12/17	at Car																														
12/23	Min																														
12/31	at Det																														
SEASON		0	0	0-0	0	0	14	2	0-0	1	4	4	1	1-7	0	1	23	5	0-0	0	5	14	16	0-0	0	1	28	2	0-0	1	4
CAREER		0	0	0-0	0	0	25	2	0-0	1	5	349	149	54.5-345.5	3	30	524	158	7.5-67	9	67	26	34	0-0	0	3	269	56	4.5-17	9	28

	M.Daniels					Q.Dial					M.Evans					K.Fackrell					L.Gunter					J.Hawkins					
	UT	A	Sk	Int	PD	UT	A	Sk	Int	PD	UT	A	Sk	Int	PD	UT	A	Sk	Int	PD	UT	A	Sk	Int	PD	UT	A	Sk	Int	PD	
9/10	Sea	7	2	1.5-12	0	0			(Inactive)			0	0	0-0	0	0	0	0	0-0	0	0	0	0	0	0	0	0	0-0	0	0	
9/17	at Atl	0	0	0-0	0	0	3	0	0-0	0	0	0	0	0-0	0	0	0	1	0-0	0	0			(Not With Team)			0	0	0-0	0	0
9/24	Cin			(Inactive)			1	2	0-0	0	0	5	0	0-0	0	0	0	2	0-0	0	0			(Not With Team)			0	0	0-0	0	0
9/28	Chi			(Inactive)			4	1	0-0	0	0	0	0	0-0	0	0	1	0	0-0	0	0			(Not With Team)			5	2	0-0	0	3
10/8	at Dal	3	3	0-0	0	0	0	1	0-0	0	0	0	0	0-0	0	0	0	0	0-0	0	0			(Not With Team)			2	0	0-0	0	1
10/15	at Min	2	4	0-0	0	0	0	3	0-0	0	0	1	0	0-0	0	0	1	0	0-0	0	0			(Not With Team)			8	1	0-0	0	0
10/22	NO																														
11/6	Det																														
11/12	at Chi																														
11/19	Bal																														
11/26	at Pit																														
12/3	TB																														
12/10	at Cle																														
12/17	at Car																														
12/23	Min																														
12/31	at Det																														
SEASON		12	9	1.5-12	0	0	8	7	0-0	0	0	6	0	0-0	0	0	2	3	0-0	0	0	0	0	0	0	0	15	3	0-0	0	4
CAREER		156	100	23.5-174.5	1	4	112	74	4.5-21.5	0	4	6	0	0-0	0	0	11	3	2-15	0	1	49	9	0-0	0	15	15	3	0-0	0	5

	D.House					R.Jean Francois					J.Jones					K.King					D.Lowry					B.Martinez					
	UT	A	Sk	Int	PD	UT	A	Sk	Int	PD	UT	A	Sk	Int	PD	UT	A	Sk	Int	PD	UT	A	Sk	Int	PD	UT	A	Sk	Int	PD	
9/10	Sea	1	1	0-0	0	0					0	0	0-0	0	0	0	1	1	0-0	0	1	0	0	0-0	0	0	3	2	0-0	0	0
9/17	at Atl	3	0	0-0	0	0			(Not With Team)			2	1	0-0	0	0	2	1	0-0	0	2	0	3	0-0	0	0	5	0	1-8	0	0
9/24	Cin			(Inactive)			0	0	0-0	0	0	10	1	2-14	0	0	6	1	0-0	0	0	2	0	0-0	0	1	6	6	0-0	0	0
9/28	Chi			(Inactive)			0	1	0-0	0	0	5	0	0-0	0	0	2	0	0-0	0	0	0	1	0-0	0	0	5	3	0-0	0	0
10/8	at Dal	2	2	0-0	0	1	0	1	0-0	0	0	3	0	0-0	0	0	2	0	0-0	0	0	1	1	0-0	0	0	10	3	0-0	0	1
10/15	at Min			(Inactive)			1	0	0-0	0	0	1	0	0-0	0	1			(Inactive)			1	1	0-0	0	0	12	2	0-0	0	3
10/22	NO																														
11/6	Det																														
11/12	at Chi																														
11/19	Bal																														
11/26	at Pit																														
12/3	TB																														
12/10	at Cle																														
12/17	at Car																														
12/23	Min																														
12/31	at Det																														
SEASON		6	3	0-0	0	1	1	2	0-0	0	0	21	2	2-14	0	1	12	3	0-0	0	3	4	6	0-0	0	1	41	16	1-8	0	4
CAREER		128	32	2-9	6	61	129	110	12-74.5	0	9	21	2	2-14	0	1	12	3	0-0	0	3	12	12	2-19	0	2	87	32	2-13	1	9

INDIVIDUAL STATISTICS, DEFENSE

	C.Matthews						C.Odom					N.Perry					L.Pipkins					D.Randall					Q.Rollins								
	UT	A	Sk	Int	PD		UT	A	Sk	Int	PD		UT	A	Sk	Int	PD		UT	A	Sk	Int	PD		UT	A	Sk	Int	PD		UT	A	Sk	Int	PD
9/10	Sea	2	0	0-0	0	0	0	0	0-0	0	0	3	4	1.5-11	0	1		(Inactive)					7	0	0-0	0	1	6	3	0-0	0	1			
9/17	at Atl	5	0	1.5-15.5	0	0		(Did Not Play)				3	1	0-0	0	0		(Inactive)					2	1	0-0	0	0	3	0	0-0	0	0			
9/24	Cin	3	0	0-0	0	0	1	1	0-0	0	0			(Inactive)			0	0	0-0	0	0		4	1	0-0	0	0	0	0	0-0	0	0			
9/28	Chi	3	0	1-13	0	0	0	0	0-0	0	0	3	1	0-0	0	0		(Inactive)					5	0	0-0	0	0	0	0	0-0	0	0			
10/8	at Dal	5	1	0-0	0	1		(Inactive)				2	1	1-6	0	0		(Inactive)					1	2	0-0	1	2	4	1	0-0	0	0			
10/15	at Min	2	0	0-0	0	0	0	0	0-0	0	0	1	2	0-0	0	0	4	4	0-0	0	0		4	1	0-0	1	1	0	1	0-0	0	1			
10/22	NO																																		
11/6	Det																																		
11/12	at Chi																																		
11/19	Bal																																		
11/26	at Pit																																		
12/3	TB																																		
12/10	at Cle																																		
12/17	at Car																																		
12/23	Min																																		
12/31	at Det																																		
SEASON		20	1	2.5-28.5	0	1	1	1	0-0	0	0	12	9	2.5-17	0	1	4	4	0-0	0	0	23	5	0-0	2	4	13	5	0-0	0	2				
CAREER		369	149	75-481.5	6	39	1	1	0-0	0	0	139	72	26-193	1	9	4	4	0-0	0	0	105	19	0-0	8	29	73	21	1-11	3	13				

	J.Ryan					J.Thomas					
	UT	A	Sk	Int	PD	UT	A	Sk	Int	PD	
9/10	Sea	1	1	0-0	0	0	0	0	0-0	0	0
9/17	at Atl	5	0	0-0	0	0	2	0	0.5-5.5	0	0
9/24	Cin			(Inactive)			0	0	0-0	0	0
9/28	Chi	2	3	0-0	0	1	0	0	0-0	0	1
10/8	at Dal	7	2	0-0	0	0			(Inactive)		
10/15	at Min	5	4	0-0	0	0			(Inactive)		
10/22	NO										
11/6	Det										
11/12	at Chi										
11/19	Bal										
11/26	at Pit										
12/3	TB										
12/10	at Cle										
12/17	at Car										
12/23	Min										
12/31	at Det										
SEASON		20	10	0-0	0	1	2	0	0.5-5.5	0	1
CAREER		110	51	0-0	0	4	80	23	1.5-7.5	1	1

DEFENSIVE FUMBLE STATISTICS

FORCED FUMBLES (5)

M.Daniels - (1) vs. Seattle, Sept. 10 (R.Wilson)
 C.Matthews - (1) vs. Chicago, Sept. 28 (M.Glennon)
 N.Perry - (1) at Dallas, Oct. 8 (D.Prescott)
 K.Clark - (1) at Minnesota, Oct. 15 (J.McKinnon)
 J.Hawkins - (1) at Minnesota, Oct. 15 (A.Thielen)

FUMBLE RECOVERIES (6)

K.Fackrell - (1) vs. Seattle, Sept. 10 (R.Wilson)
 J.Ryan - (1) vs. Chicago, Sept. 28 (M.Glennon)
 B.Martinez - (1) vs. Chicago, Sept. 28 (M.Glennon)
 N.Perry - (1) at Dallas, Oct. 8 (J.Witten)
 Q.Rollins - (1) at Dallas, Oct. 8 (T.Frederick)
 C.Matthews - (1) at Minnesota, Oct. 15 (J.McKinnon)

INDIVIDUAL STATISTICS, DEFENSE

QUARTERBACK SACKS (11-92)

9/10		Seattle:	(3-23)	M. Daniels 1.5-12, N. Perry 1.5-11.
9/17	at	Atlanta:	(3-29)	C.Matthews 1.5-15.5, B.Martinez 1-8, J.Thomas 0.5-5.5.
9/24		Cincinnati:	(3-21)	J.Jones 2-14, A.Brooks 1-7.
9/28		Chicago:	(1-13)	C.Matthews 1-13.
10/8	at	Dallas:	(1-6)	N.Perry 1-6.
10/15	at	Minnesota:	(0-0)	None.
10/22		New Orleans:		
11/6		Detroit:		
11/12	at	Chicago:		
11/19		Baltimore:		
11/26	at	Pittsburgh:		
12/3		Tampa Bay:		
12/10	at	Cleveland:		
12/17	at	Carolina:		
12/23		Minnesota:		
12/31	at	Detroit:		

SEASON TOTALS: (11-92): C.Matthews 2.5-28.5, N.Perry 2.5-17, J.Jones 2-14, M. Daniels 1.5-12, A.Brooks 1-7, B.Martinez 1-8, J.Thomas 0.5-5.5.

QUARTERBACK HITS (41)

9/10		Seattle:	(8)	N.Perry 4, M.Daniels 2, K.Clark 1, K.Fackrell 1.
9/17	at	Atlanta:	(5)	N.Perry 3, K.Fackrell 1, C.Matthews 1.
9/24		Cincinnati:	(4)	A.Brooks 2, K.Fackrell 2.
9/28		Chicago:	(7)	C.Matthews 2, M.Burnett 1, K.Clark 1, D.Lowry 1, N.Perry 1, J.Ryan 1.
10/8	at	Dallas:	(5)	B.Martinez 2, K.Brice 1, N.Perry 1, Q.Rollins 1.
10/15	at	Minnesota:	(12)	M.Daniels 4, J.Jones 2, D.Lowry 2, C.Matthews 2, K.Clark 1, Q.Rollins 1.
10/22		New Orleans:		
11/6		Detroit:		
11/12	at	Chicago:		
11/19		Baltimore:		
11/26	at	Pittsburgh:		
12/3		Tampa Bay:		
12/10	at	Cleveland:		
12/17	at	Carolina:		
12/23		Minnesota:		
12/31	at	Detroit:		

SEASON TOTALS: (41): N.Perry 9, M.Daniels 6, C.Matthews 5, K.Fackrell 4, K.Clark 3, D.Lowry 3, A.Brooks 2, J.Jones 2, B.Martinez 2, Q.Rollins 2, K.Brice 1, M.Burnett 1, J.Ryan 1.

PASSES DEFENSED (39)

9/10		Seattle:	(10)	M.Burnett 3, K.Brice 1, K.Clark 1, H.Clinton-Dix 1, K.King 1, N.Perry 1, D.Randall 1, Q.Rollins 1.
9/17	at	Atlanta:	(3)	K.King 2, M.Burnett 1.
9/24		Cincinnati:	(1)	D.Lowry 1.
9/28		Chicago:	(8)	J.Hawkins 3, K.Brice 1, H.Clinton-Dix 1, Q.Dial 1, J.Ryan 1, J.Thomas 1.
10/8	at	Dallas:	(7)	D.Randall 2, K.Brice 1, M.Burnett 1, J.Hawkins 1, D.House 1, B.Martinez 1, C.Matthews 1.
10/15	at	Minnesota:	(9)	B.Martinez 3, H.Clinton-Dix 2, K.Brice 1, J.Jones 1, D.Randall 1, Q.Rollins 1.
10/22		New Orleans:		
11/6		Detroit:		
11/12	at	Chicago:		
11/19		Baltimore:		
11/26	at	Pittsburgh:		
12/3		Tampa Bay:		
12/10	at	Cleveland:		
12/17	at	Carolina:		
12/23		Minnesota:		
12/31	at	Detroit:		

SEASON TOTALS: (39): M.Burnett 5, K.Brice 4, H.Clinton-Dix 4, J.Hawkins 4, B.Martinez 4, D.Randall 4, K.King 3, Q.Rollins 2, K.Clark 1, Q.Dial 1, D.House 1, J.Jones 1, D.Lowry 1, C.Matthews 1, N.Perry 1, J.Ryan 1, J.Thomas 1.

INDIVIDUAL STATISTICS, SPECIAL TEAMS

PUNTING

		J. Vogel							
		No	Yds	Avg	TB	In20	Lg	Bk	Net
9/10	Sea	5	219	43.8	0	1	57	0	42.4
9/17	at Atl	3	119	39.7	0	1	47	0	39.7
9/24	Cin	6	296	49.3	0	2	61	0	44.2
9/28	Chi	5	238	47.6	0	1	62	0	46.2
10/8	at Dal	2	97	48.5	0	1	59	0	49.0
10/15	at Min	6	263	43.8	0	4	56	0	44.7
10/22	NO								
11/6	Det								
11/12	at Chi								
11/19	Bal								
11/26	at Pit								
12/3	TB								
12/10	at Cle								
12/17	at Car								
12/23	Min								
12/31	at Det								
SEASON		27	1232	45.6	0	10	62	0	44.2
CAREER		27	1232	45.6	0	10	62	0	44.2

KICKING

		M. Crosby			Kickoffs			
		FG	PAT	Pts	No. Ret	TB	Pct	OB
9/10	Sea	1/1	2/2	5	4	1	25.0	0
9/17	at Atl	1/1	2/2	5	2	3	60.0	0
9/24	Cin	2/2	3/3	9	1	5	83.3	0
9/28	Chi	0/0	5/5	5	1	4	80.0	0
10/8	at Dal	1/1	2/4	5	1	6	85.7	0
10/15	at Min	1/1	1/1	4	1	2	66.7	0
10/22	NO							
11/6	Det							
11/12	at Chi							
11/19	Bal							
11/26	at Pit							
12/3	TB							
12/10	at Cle							
12/17	at Car							
12/23	Min							
12/31	at Det							
SEASON		6/6	15/17	33	10	21	67.7	0
CAREER		268/332	496/505	1300	592	293	32.6	16

ADDITIONAL KICKOFFS:

ONSIDE KICK RECOVERIES

OWN KICKS (0/0)

OPPONENT KICKS (0/0)

BLOCKED KICKS

PACKERS (0)

BLOCKED PUNTS

OPPONENTS (0)

KICKOFF

		J. Janis					T. Davis				
		No	Yds	Avg	Lg	TD	No	Yds	Avg	Lg	TD
9/10	Sea	0	0	--	--	0	0	0	--	--	0
9/17	at Atl	0	0	--	--	0	0	0	--	--	0
9/24	Cin	0	0	--	--	0	0	0	--	--	0
9/28	Chi	0	0	--	--	0	0	0	--	--	0
10/8	at Dal	1	17	17.0	17	0	0	0	--	--	0
10/15	at Min	1	11	11.0	11	0	2	55	27.5	29	0
10/22	NO										
11/6	Det										
11/12	at Chi										
11/19	Bal										
11/26	at Pit										
12/3	TB										
12/10	at Cle										
12/17	at Car										
12/23	Min										
12/31	at Det										
SEASON		2	28	14.0	17	0	2	55	27.5	29	0
CAREER		22	553	25.1	17	0	5	119	23.8	29	0

ADDITIONAL KICKOFF RETURNS:

PUNT

		T. Davis											
		No	Yds	Avg	FC	Lg	TD	No	Yds	Avg	FC	Lg	TD
9/10	Sea	2	0	0.0	1	0	0						
9/17	at Atl	0	0	--	3	--	0						
9/24	Cin	5	70	14.0	1	33	0						
9/28	Chi	1	5	5.0	2	5	0						
10/8	at Dal	0	0	--	0	--	0						
10/15	at Min	1	8	8.0	2	8	0						
10/22	NO												
11/6	Det												
11/12	at Chi												
11/19	Bal												
11/26	at Pit												
12/3	TB												
12/10	at Cle												
12/17	at Car												
12/23	Min												
12/31	at Det												
SEASON		9	83	9.2	9	33	0						
CAREER		18	198	11.0	20	55	0						

SPECIAL TEAMS FUMBLE STATISTICS

FORCED FUMBLES (0)

FUMBLE RECOVERIES (1)

Q.Rollins - (1) vs. Cincinnati, Sept. 24 (W.Jackson)

BLOCKED FIELD GOALS

BLOCKED PATs

DRIVE STATISTICS

PACKERS SCORING DRIVES (game-by-game)

Date	Opponent	Plays	Yards	Time	Result	Qtr	Scoring Play	Quarterback
9/10	Seattle	1	6	0:06	TD	3	T.Montgomery 6 run	A.Rodgers
9/10	Seattle	9	75	4:03	TD	3	A.Rodgers 32 pass to J.Nelson	A.Rodgers
9/10	Seattle	12	53	5:37	FG	4	M.Crosby 40 field goal	A.Rodgers
9/17	at Atlanta	11	75	6:08	TD	1	T.Montgomery 1 run	A.Rodgers
9/17	at Atlanta	11	65	4:31	FG	3	M.Crosby 28 field goal	A.Rodgers
9/17	at Atlanta	13	75	6:37	TD	4	A.Rodgers 33 pass to D.Adams	A.Rodgers
9/17	at Atlanta	8	85	3:44	TD	4	A.Rodgers 1 pass to T.Montgomery	A.Rodgers
9/24	Cincinnati	6	60	1:54	TD	1	A.Rodgers 1 pass to L.Kendricks	A.Rodgers
9/24	Cincinnati	8	75	5:06	TD	3	A.Rodgers 1 pass to J.Nelson	A.Rodgers
9/24	Cincinnati	8	52	2:58	FG	4	M.Crosby 28 field goal	A.Rodgers
9/24	Cincinnati	12	75	3:29	TD	4	A.Rodgers 3 pass to J.Nelson	A.Rodgers
9/24	Cincinnati	5	70	1:17	FG	OT	M.Crosby 27 field goal	A.Rodgers
9/28	Chicago	10	75	5:11	TD	1	A.Rodgers 5 pass to D.Adams	A.Rodgers
9/28	Chicago	3	3	0:45	TD	1	A.Rodgers 2 pass to R.Cobb	A.Rodgers
9/28	Chicago	2	60	0:40	TD	2	A.Jones 2 run	A.Rodgers
9/28	Chicago	13	63	7:43	TD	3	A.Rodgers 4 pass to J.Nelson	A.Rodgers
9/28	Chicago	6	42	2:51	TD	4	A.Rodgers 8 pass to J.Nelson	A.Rodgers
10/8	at Dallas	8	75	4:23	TD	1	A.Rodgers 10 pass to D.Adams	A.Rodgers
10/8	at Dallas	13	75	5:16	TD	2	A.Jones 7 run	A.Rodgers
10/8	at Dallas	9	71	3:51	FG	3	M.Crosby 22 field goal	A.Rodgers
10/8	at Dallas	14	88	7:43	TD	4	A.Rodgers 10 pass to J.Nelson	A.Rodgers
10/8	at Dallas	9	75	1:02	TD	4	A.Rodgers 12 pass to D.Adams	A.Rodgers
10/15	at Minnesota	3	18	1:24	TD	2	B.Hundley 14 pass to D.Adams	B.Hundley
10/15	at Minnesota	7	30	2:11	FG	2	M.Crosby 26 field goal	B.Hundley

Scoring-Drive Length, Regular Season

Length (minus)	Packers		Opponent	
	TD	FG	TD	FG
0—9	3	0	0	3
10—19	1	1	0	1
20—29	0	0	0	0
30—39	0	1	1	0
40—49	1	0	1	1
50—59	0	1	1	3
60—69	3	1	1	2
70—79	8	2	6	0
80—89	2	0	3	0
90—99	0	0	0	0
SEASON	18	6	16	10

Possessions at a glance

Reg. Season	No.	Avg. Snaps	*3-Plays & Out	Snaps/TD
Packers	63	64	15	21.3
Opponent	63	62	12	28.7

*—less if turnover, no first downs or score

Game-Opening Drives

Game		Packers			Opponent		
		Pts	FD	Yds	Pts	FD	Yds
9/10	Sea	0	4	51	0	0	-9
9/17	at Atl	7	5	75	7	4	86
9/24	Cin	7	4	60	7	5	79
9/28	Chi	7	5	75	0	0	-13
10/8	at Dal	6	4	75	7	5	75
10/15	at Min	0	0	8	0	2	30
10/22	NO						
11/6	Det						
11/12	at Chi						
11/19	Bal						
11/26	at Pit						
12/3	TB						
12/10	at Cle						
12/17	at Car						
12/23	Min						
12/31	at Det						
SEASON		27	22	344	21	16	248

Second-Half Opening Drives

Game		Packers			Opponent		
		Pts	FD	Yds	Pts	FD	Yds
9/10	Sea	0	1	10	0	0	-15
9/17	at Atl	0	0	-10	3	3	40
9/24	Cin	7	5	75	0	1	12
9/28	Chi	7	6	63	0	2	43
10/8	at Dal	3	3	71	0	1	20
10/15	at Min	0	1	16	3	4	57
10/22	NO						
11/6	Det						
11/12	at Chi						
11/19	Bal						
11/26	at Pit						
12/3	TB						
12/10	at Cle						
12/17	at Car						
12/23	Min						
12/31	at Det						
SEASON		17	16	225	6	11	157

DRIVE STATISTICS

YARDS-GAINED ANALYSIS, REGULAR SEASON

	1st Down			2nd Down			3rd Down			4th Down			Season			By Quarter				By Half		
	Att	Yds	Avg	Att	Yds	Avg	Att	Yds	Avg	Att	Yds	Avg	Att	Yds	Avg	1st	2nd	3rd	4th	1st	2nd	OT
Packers	169	890	5.3	125	517	4.1	81	427	5.3	8	76	9.5	383	1910	5.0	382	309	573	576	691	1149	70
Opponents	169	928	5.5	127	710	5.6	71	302	4.3	6	17	2.8	373	1957	5.2	451	690	346	465	1141	811	5

DRIVE ENGINEERING, REGULAR SEASON

QB	Drives	Drives ended by				BLK	DOWN	TO	SAF	CLK	Points Yielded
	Started	TD	FG	MFG	PUNT						
A.Rodgers	52	17	5	0	22	0	0	4	0	4	130
B.Hundley	11	1	1	0	5	0	1	3	0	0	10
Packers	63	18	6	0	27	0	1	7	0	4	140
Opponents	63	13	10	2	24	0	1	9	0	4	121

RED-ZONE EFFICIENCY

	Regular Season	
	Packers	Opponent
Times Penetrated Opponent 20	22	16
Total Scores	21	16
Touchdowns	16	12
Field Goals-Attempts	5-5	4-4
Touchdown Percentage727	.750
Scoring Percentage955	1.000
Turnovers	1	0
Downs	0	0
Missed Field Goals	0	0
Time Ran Out	0	0
Ended Not Trying To Score	0	0
Scores From Outside The 20	3	7
Touchdowns	2	1
Field Goals	1	6

AVERAGE FIELD POSITION

	Regular Season	
	Packers	Opponent
Drives Started	63	63
Average Field Position	GB27	OPP28
Drives Started in Plus Territory	5	6
Scores	5	3
Touchdowns	3	2
Field Goals	1	1
Missed Field Goals	0	1
Blocked Field Goals	0	0
Punts	0	1
Turnovers	0	1
Turnover on Downs	0	0
Ran Out Clock	0	0
Did Not Attempt to Score	0	0
Drives Started Inside Own 20	18	14

GOAL-TO-GO SITUATIONS, REGULAR SEASON

	Summary							GTG Plays		Pct	
	Total	TD	Pct	FG	MFG	TO	CLK	DOWN	Plays		TD
Packers	16	12	.750	4	0	0	0	0	37	12	.324
Opponents	10	9	.900	1	0	0	0	0	26	9	.346

2017 SUPERLATIVES

LONGEST REGULAR-SEASON RETURNS

Packers

Type	Yards	Opp. Date	Player
Fumble	63	at Min, Oct. 15	C.Matthews
Punt	33	vs. Cin, Sept. 24	T.Davis
Kickoff	29	at Min, Oct. 15	T.Davis
Kickoff	26	at Min, Oct. 15	T.Davis
Interception	21t	at Dal, Oct. 8	D.Randall
Kickoff	17	at Dal, Oct. 8	J.Janis
Interception	14	at Min, Oct. 15	D.Randall
Interception	11	vs. Chi, Sept. 28	K.Brice
Kickoff	11	at Min, Oct. 15	J. Janis

No. of returns 20-plus yards in length: 5
 No. of returns 40-plus yards in length: 1

Opponent

Type	Yards	Opp. Date	Player
Interception	75t	vs. Cin, Sept. 24	W.Jackson
Kickoff	43	vs. Sea, Sept. 10	T.Lockett
Kickoff	27	vs. Chi, Sept. 28	D.Thompson
Kickoff	25	vs. Chi, Sept. 28	B.Cunningham
Kickoff	25	at Dal, Oct. 8	R.Switzer
Interception	24	vs. Sea, Sept. 10	N.Jones
Kickoff	20	vs. Cin, Sept. 24	A.Erickson
Punt	20	vs. Cin, Sept. 24	A.Erickson
Interception	19	at Min, Oct. 15	H.Smith
Kickoff	19	at Min, Oct. 15	S.Coley
Kickoff	16	at Atl, Sept. 17	A.Roberts
Fumble	15	at Atl, Sept. 17	D.Trufant

No. of returns 20-plus yards in length: 8
 No. of returns 40-plus yards in length: 2

LONGEST REGULAR-SEASON PLAYS FROM SCRIMMAGE

Packers

Yards	Opp.	Play
72	vs. Cin	A.Rodgers to G.Allison
58	vs. Chi	A.Rodgers to J.Nelson
51	vs. Cin	A.Rodgers to L.Kendricks
41	vs. Cin	A.Rodgers to D.Adams
33t	at Atl	A.Rodgers to D.Adams
33	at Dal	A.Rodgers to M.Bennett
32t	vs. Sea	A.Rodgers to J.Nelson
29	vs. Sea	A.Rodgers to R.Cobb
26	vs. Sea	A.Rodgers to M.Bennett
26	vs. Chi	A.Rodgers to M.Bennett
26	vs. Chi	A.Rodgers to R.Cobb
26	at Min	B.Hundley to J.Nelson
24	at Dal	A.Rodgers to L.Kendricks
23	at Atl	A.Rodgers to T.Montgomery
23	at Atl	A.Rodgers to T.Montgomery
23	vs. Cin	A.Rodgers to J.Nelson
22	at Dal	A.Jones run
21	vs. Sea	A.Rodgers to D.Adams
20	vs. Sea	A.Rodgers to T.Montgomery

Long run:

22	at Dal	A.Jones
18	at Dal	A.Rodgers
15	at Dal	A.Jones
13	vs. Sea	A.Rodgers
13	vs. Cin	A.Rodgers
13	at Dal	A.Jones
11	vs. Chi	T.Montgomery
11	vs. Chi	A.Jones

No. plays 20-plus yards: 19
 No. plays 40-plus yards: 4

Opponent

Yards	Opp.	Play
49	at Dal	D.Prescott to B.Butler
35	at Atl	T.Coleman run
34	vs. Sea	R.Wilson to D.Baldwin
34	at Atl	M.Ryan to J.Jones
30	vs. Sea	C.Carson run
29	vs. Sea	R.Wilson run
29	vs. Chi	M.Glennon to Z.Miller
28	vs. Sea	R.Wilson to P.Richardson
27	at Atl	M.Ryan to J.Jones
27t	at Min	C.Keenum to J.McKinnon
25	vs. Cin	G.Bernard run
25	at Dal	E.Elliott run
25	at Min	C.Keenum to L.Treadwell
24	at Atl	M.Ryan to M.Sanu
24	at Atl	M.Ryan to M.Sanu
23	at Min	C.Keenum to A.Thielen
22	vs. Chi	M.Glennon to K.Wright
21	at Atl	M.Ryan to M.Sanu
21	at Dal	D.Prescott run
20	at Min	J.McKinnon run
20	at Min	C.Keenum to A.Thielen

Long run:

35	at Atl	T.Coleman
30	vs. Sea	C.Carson
29	vs. Sea	R.Wilson
25	vs. Cin	G.Bernard
25	at Dal	E.Elliott
21	at Dal	D.Prescott

No. plays 20-plus yards: 25
 No. plays 40-plus yards: 1

MISCELLANEOUS

WEEKLY INACTIVES

9/10	Seattle:	M.Adams, B.Bulaga, Q.Dial, J.Hawkins, A.Jones, L.Patrick, L.Pipkins
9/17	at Atlanta:	M.Adams, D.Bakhtiari, A.Brooks, B.Bulaga, D.Mays, L.Pipkins, J.Spriggs
9/24	Cincinnati:	D.Bakhtiari, K.Brice, R.Cobb, M.Daniels, D.House, N.Perry, J.Ryan
9/28	Chicago:	M.Adams, D.Bakhtiari, B.Bulaga, M.Daniels, D.House, D.Mays, L.Pipkins
10/8	at Dallas:	M.Adams, D.Bakhtiari, T.Montgomery, C.Odom, A.Pankey, L.Pipkins, J.Thomas
10/15	at Minnesota:	M.Adams, A.Brooks, M.Burnett, D.House, K.King, A.Pankey, J.Thomas
10/22	New Orleans:	
11/6	Detroit:	
11/12	at Chicago:	
11/19	Baltimore:	
11/26	at Pittsburgh:	
12/3	Tampa Bay:	
12/10	at Cleveland:	
12/17	at Carolina:	
12/23	Minnesota:	
12/31	at Detroit:	

SEASON TOTALS: M.Adams (5), D.Bakhtiari (4), L.Pipkins (4), B.Bulaga (3), D.House (3), A.Brooks (2), M.Daniels (2), D.Mays (2), A.Pankey (2), J.Thomas (2), K.Brice (1), M.Burnett (1), R.Cobb (1), Q.Dial (1), J.Hawkins (1), A.Jones (1), K.King (1), T.Montgomery (1), C.Odom (1), L.Patrick (1), N.Perry (1), J.Ryan (1), J.Spriggs (1).

TIME SPENT IN THE LEAD

Opponent	In Lead	Packers Trailing
9/10 Sea	25:33	4:27
9/17 at Atl	0:00	54:09
9/24 Cin	0:00	41:17
9/28 Chi	50:11	0:00
10/8 at Dal	12:03	24:54
10/15 at Min	0:00	20:59
10/22 NO		
11/6 Det		
11/12 at Chi		
11/19 Bal		
11/26 at Pit		
12/3 TB		
12/10 at Cle		
12/17 at Car		
12/23 Min		
12/31 at Det		
SEASON	1:27:47	2:22:46
SEASON AVG	14:38	24:17

TWO-POINT CONVERSIONS

REGULAR SEASON

Packers (0-2):
Opponent (0-0):

NON-OFFENSIVE SCORES

REGULAR SEASON

Packers (1): D.Randall 21-yard interception return at Dal, Oct. 8.
Opponent (2): D.Trufant 15-yard fumble return at Atl, Sept. 17; W.Jackson 75-yard interception return vs. Cin, Sept. 24.

PENALTIES AND REPLAY CHALLENGES

PENALTY STATISTICS

	Regular Season	
	Packers	Opponent
Times Penalized after Offensive Gain	6	5
Gains Wiped Out, Offensive Penalties	45	93
Touchdowns Cost	2	0
Field Goals Cost	0	0
First Downs Lost	1	2
Intentional-Grounding Penalties	0	1
Defensive Pass Interference, Times Flagged	2	7
Yards Given Up	48	54
Defensive 3rd/4th Down Flags (kept drive alive)	5	7
Kick/Punt Return Penalties	4	3
Return Yards Wiped Out	34	20

Touchdowns nullified — GREEN BAY (2): A.Rodgers 3-yard pass to R.Cobb at Atl (Sept. 17), A.Rodgers 6-yard pass to D.Adams vs. Chi (Sept. 28)

OPPONENTS (0):

2017 REGULAR-SEASON REPLAY CHALLENGES

PACKERS (1/2)

Date, Opp.	Initial Ruling	Ruling
9/28, vs. Chi	Downed punt by J.Janis, no fumble	Upheld
10/8, at Dal	C.Beasley first-down reception	Reversed

OPPONENTS (1/2)

Date, Opp.	Initial Ruling	Ruling
9/28, vs. Chi	M.Bennett first-down reception	Reversed
10/8, at Dal	E.Elliott stopped short of the line to gain	Reversed

REPLAY ASSISTANT (2/5)

Last two minutes of the half, overtime, turnovers and scoring plays

Date, Opp.	Initial Ruling	Ruling
9/17 at Atl	A.Rodgers fumbles, recovered by D.Trufant	Upheld
9/24 vs. Cin	D.Adams fumbles, recovered by D.Kirkpatrick.	Reversed
10/8 at Dal	A.Rodgers completed pass to A.Jones	Upheld
10/15 at Min	J.McKinnon touchdown	Upheld
10/15 at Min	B.Hundley completed touchdown pass to T.Montgomery	Reversed

2017 REGULAR-SEASON PENALTIES ACCEPTED (43)

OFFENSE (18)

Delay of Game (2) — A.Rodgers vs. Sea (Sept. 10), A.Rodgers vs. Cin (Sept. 24)

False Start (6) — J.McCray at Atl (Sept. 17), R.Cobb at Atl (Sept. 17), L.Kendricks at Atl (Sept. 17), K.Murphy at Atl (Sept. 17), M.Bennett vs. Chi (Sept. 28), J.McCray at Dal (Oct. 8)

Holding (5) — J.Evans vs. Sea (Sept. 10), J.Evans vs Sea (Sept. 10), C.Linsley at Atl (Sept. 17), J.McCray vs. Chi (Sept. 28), C.Linsley at Min (Oct. 15)

Illegal Motion (1) — A.Rodgers at Atl (Sept. 17)

Pass Interference (2) — M.Bennett at Atl (Sept. 17), G.Allison at Atl (Sept. 17)

Taunting (1) — R.Cobb vs. Sea (Sept. 10)

Unnecessary Roughness (1) — M.Bennett vs. Sea (Sept. 10)

DEFENSE (15)

Encroachment (1) — D.Lowry vs. Chi (Sept. 28)

Facemask (1) — M.Evans vs. Cin (Sept. 24)

Holding (2) — C.Matthews vs. Chi (Sept. 28), B.Martinez at Min. (Oct. 15)

Illegal Contact (1) — J.Jones at Min. (Oct. 15)

Neutral Zone Infraction (2) — Q.Rollins at Min. (Oct. 15), R.Jean Francois at Min. (Oct. 15)

Offside (2) — N.Perry vs. Sea (Sept. 10), N.Perry at Dal (Oct. 8)

Pass Interference (2) — K.King vs. Cin (Sept. 24), J.Hawkins at Min. (Oct. 15)

Taunting (1) — D.Randall at Dal (Oct. 8)

Unnecessary Roughness (3) — H.Clinton-Dix vs. Chi (Sept. 28), B.Martinez at Dal (Oct. 8), J.Ryan at Min. (Oct. 15)

SPECIAL TEAMS (10)

Illegal Block in the Back (4) — J.Janis at Atl (Sept. 17), K.Fackrell vs. Cin (Sept. 24), J.Hawkins vs. Chi (Sept. 28), M.Evans at Min. (Oct. 15)

Illegal Formation (2) — Team vs. Chi (Sept. 28), K.Clark at Dal (Oct. 8)

False Start (1) — M.Evans vs. Sea (Sept. 10)

Offsides (2) — J.Jones vs. Sea (Sept. 10), K.Brice at Dal (Oct. 8)

Unsportsmanline Conduct (1) — M.McCarthy at Atl (Sept. 17)

TURNOVER STATISTICS AND NOTES

TURNOVER ANALYSIS

	Packers Take			Packers Give			Diff	Cum	NFC Rank	NFL Rank
	Int	Fum	Tot	Int	Fum	Tot				
SEA	0	1	1	1	0	1	0	0	5t	9t
Atl	0	0	0	1	1	2	-2	-2	14	25t
CIN	0	1	1	1	0	1	0	-2	12t	22t
CHI	2	2	4	0	0	0	+4	+2	3t	8t
Dal	1	2	3	0	1	1	+2	+4	2t	5t
Min	1	1	2	3	0	3	-1	+3	5	8t
NO										
BYE										
DET										
Chi										
BAL										
Pit										
TB										
Cle										
Car										
MIN										
Det										
Total	4	7	11	6	2	8	+3	+3		

HOME GAMES UPPERCASED IN BOLD

Regular-Season Takeaway Breakdown

	Packers	Opponent
Total	11	8
Interceptions	4	6
Fumble Rec.	7	2
Points off Turnovers	44	31
Touchdowns	6	4
Field Goals	1	1
Didn't attempt score	4	2

REGULAR-SEASON TOUCHDOWN RETURNS

Packers (1): D.Randall 21-yard interception return.
Opponent (2): D.Trufant 15-yard fumble return; W.Jackson 75-yard interception return.

2017 RECORD WHEN...

When...	Record	Postseason
+4 turnover margin	1-0	0-0
+3 turnover margin	0-0	0-0
+2 turnover margin	1-0	0-0
+1 turnover margin	0-0	0-0
even turnover margin	2-0	0-0
-1 turnover margin	0-1	0-0
-2 turnover margin	0-1	0-0
-3 turnover margin	0-0	0-0
-4 turnover margin	0-0	0-0
recording 0 takeaways	0-1	0-0
recording 1 takeaway	2-0	0-0
recording 2 takeaways	0-1	0-0
recording 3 takeaways	1-0	0-0
recording 4 takeaways	1-0	0-0
recording 5 takeaways	0-0	0-0
recording 0 giveaways	0-0	0-0
recording 1 giveaway	3-0	0-0
recording 2 giveaways	0-1	0-0
recording 3 giveaways	0-1	0-0
recording 4 giveaways	1-0	0-0
recording 5 giveaways	0-0	0-0
recording 0 interceptions	1-0	0-0
recording 1 interception	1-1	0-0
recording 2 interceptions	1-0	0-0
recording 3 interceptions	0-0	0-0
recording 4 interceptions	0-0	0-0
surrendering 0 interceptions	2-0	0-0
surrendering 1 interception	2-1	0-0
surrendering 2 interceptions	0-0	0-0
surrendering 3 interceptions	0-1	0-0
recovering 0 fumbles	0-0	0-0
recovering 1 fumble	2-1	0-0
recovering 2 fumbles	3-0	0-0
recovering 3 fumbles	0-0	0-0
losing 0 fumbles	2-0	0-0
losing 1 fumble	1-1	0-0
losing 2 fumbles	0-0	0-0
losing 3 fumbles	0-0	0-0

TAKEAWAY SUMMARY (11)

9/10	Seattle:	K.Fackrell (fumble recovery).
9/17 at	Atlanta:	None
9/24	Cincinnati:	Q.Rollins (fumble recovery).
9/28	Chicago:	J.Ryan (fumble recovery), B.Martinez (fumble recovery), H.Clinton-Dix (interception), K.Brice (interception).
10/8 at	Dallas:	D.Randall (interception), N.Perry (fumble recovery), Q.Rollins (fumble recovery).
10/15 at	Minnesota:	C.Matthews (fumble recovery), D.Randall (interception).
10/22	New Orleans:	
11/6	Detroit:	
11/12 at	Chicago:	
11/19	Baltimore:	
11/26 at	Pittsburgh:	
12/3	Tampa Bay:	
12/10 at	Cleveland:	
12/17 at	Carolina:	
12/23	Minnesota:	
12/31 at	Detroit:	

SEASON TOTALS: D.Randall 2 (two interceptions) Q.Rollins 2 (two fumble recoveries), K.Brice 1 (interception), H.Clinton-Dix 1 (interception), K.Fackrell 1 (fumble recovery), B.Martinez 1 (fumble recovery), C.Matthews 1 (fumble recovery), N.Perry 1 (fumble recovery), J.Ryan 1 (fumble recovery).

Note: Only fumbles lost are credited. Fumbles in which the team maintained possession are not included.

GIVEAWAY SUMMARY (8)

9/10	Seattle:	A.Rodgers (interception).
9/17 at	Atlanta:	A.Rodgers (interception), A.Rodgers (fumble).
9/24	Cincinnati:	A.Rodgers (interception).
9/28	Chicago:	None
10/8 at	Dallas:	N.Perry (fumble).
10/15 at	Minnesota:	B.Hundley 3 (three interceptions).
10/22	New Orleans:	
11/6	Detroit:	
11/12 at	Chicago:	
11/19	Baltimore:	
11/26 at	Pittsburgh:	
12/3	Tampa Bay:	
12/10 at	Cleveland:	
12/17 at	Carolina:	
12/23	Minnesota:	
12/31 at	Detroit:	

SEASON TOTALS: A.Rodgers 4 (three interceptions, fumble), B.Hundley 3 (three interceptions), N.Perry 1 (fumble).

Note: Only fumbles lost are credited. Fumbles in which the team maintained possession are not included.

TAKEAWAY POINTS

Packers Regular Season (44)

Date	Opp.	Turnover	Result	Points
9/10	vs. Sea	Fumble	TD	7
9/28	vs. Chi	Fumble	TD	7
9/28	vs. Chi	Fumble	TD	7
9/28	vs. Chi	Interception	TD	7
10/8	at Dal	Interception	TD	6
10/15	at Min	Fumble	TD	7
10/15	at Min	Interception	FG	3

Opponent Regular Season (31)

Date	Opp.	Turnover	Result	Points
9/17	at Atl	Interception	TD	7
9/17	at Atl	Fumble	TD	7
9/24	vs. Cin	Interception	TD	7
10/15	at Min	Interception	TD	7
10/15	at Min	Interception	FG	3

REGULAR-SEASON PLAYER PARTICIPATION

NFL WEEK	1	2	3	4	5	6	7	9	10	11	12	13	14	15	16	17	— Season Totals —			
Player	SEA	at ATL	CIN	CHI	at DAL	at MIN	NO	DET	at CHI	BAL	at PIT	TB	at CLE	at CAR	MIN	at DET	GP	GS	DNP	INA
Adams, Davante	3WR	3WR	WR	3WR	3WR	3WR											6	6	0	0
Adams, Montravius	INA	INA	SUB	INA	INA	INA											1	0	0	5
Allison, Geronimo	SUS	SUB	SUB	SUB	SUB	SUB											5	0	0	0
Amichia, Kofi	PS	PS	PS	PS	PS	PS											0	0	0	0
Bakhtiari, David	LT	INA	INA	INA	INA	LT											2	2	0	4
Barclay, Don	IR	IR	IR	IR	IR	IR											0	0	0	0
Bennett, Martellus	TE	TE	TE	TE	TE	TE											6	6	0	0
Biegel, Vince	PUP	PUP	PUP	PUP	PUP	PUP											0	0	0	0
Brice, Kentrell	SUB	SS	INA	SUB	SUB	SS											5	2	0	1
Brooks, Ahmad	SUB	INA	LOLB	ROLB	SUB	INA											4	2	0	2
Brown, Donatello	PS	PS	PS	PS	PS	PS											0	0	0	0
Bulaga, Bryan	INA	INA	RT	INA	RT	RT											3	3	0	3
Burnett, Morgan	SS	ILB	3CB	SS	SS	INA											5	5	0	1
Callahan, Joe	PS	PS	PS	PS	PS	PS											0	0	0	0
Clark, Kenny	NT	NT	NT	NT	NT	NT											6	6	0	0
Clark, Michael	PS	PS	PS	PS	PS	PS											0	0	0	0
Clinton-Dix, Ha Ha	FS	FS	FS	FS	FS	FS											6	6	0	0
Cobb, Randall	WR	WR	INA	WR	WR	WR											5	5	0	1
Crosby, Mason	SUB	SUB	SUB	SUB	SUB	SUB											6	0	0	0
Daniels, Mike	DT	DT	INA	INA	DT	DT											4	4	0	2
Davis, Trevor	SUB	SUB	SUB	SUB	SUB	SUB											6	0	0	0
Dial, Quinton	INA	SUB	SUB	DT	SUB	SUB											5	1	0	1
Evans, Jahri	RG	RG	RG	RG	RG	RG											6	6	0	0
Evans, Marwin	SUB	SUB	SS	SUB	SUB	SUB											6	1	0	0
Fackrell, Kyler	SUB	SUB	SUB	SUB	SUB	SUB											6	0	0	0
Gilbert, Reggie	PS	PS	PS	PS	PS	PS											0	0	0	0
Goode, Brett	SUB	SUB	SUB	IR	-	-											3	0	0	0
Goodson, Demetri	PUP	PUP	PUP	PUP	PUP	PUP											0	0	0	0
Greene, Darrell	-	PS	PS	PS	PS	PS											0	0	0	0
Gunter, LaDarius	SUB	-	-	-	-	-											1	0	0	0
Hawkins, Josh	INA	SUB	SUB	SUB	SUB	RCB											5	1	0	1
House, Davon	LCB	LCB	INA	INA	LCB	INA											3	3	0	3
Hundley, Brett	DNP	DNP	DNP	SUB	DNP	SUB											2	0	4	0
Janis, Jeff	SUB	SUB	SUB	SUB	SUB	SUB											6	0	0	0
Jean Francois, Ricky	SUB	-	SUB	SUB	SUB	SUB											5	0	0	0
John, Ulrick	-	-	-	DNP	DNP	SUB											1	0	2	0
Jones, Aaron	INA	SUB	SUB	SUB	RB	SUB											5	1	0	1
Jones, Josh	SUB	SUB	ILB	SUB	SUB	SUB											6	1	0	0
Kendricks, Lance	SUB	SUB	2TE	SUB	SUB	SUB											6	1	0	0
King, Kevin	SUB	SUB	RCB	RCB	RCB	INA											5	3	0	1
Linsley, Corey	C	C	C	C	C	C											6	6	0	0
Lowry, Dean	DE	SUB	DE	DE	DE	DE											6	5	0	0
Lunsford, Izaah	PS	PS	PS	PS	PS	PS											0	0	0	0
Martinez, Blake	ILB	ILB	ILB	ILB	ILB	ILB											6	6	0	0
Mathews, Derrick	PS	PS	PS	PS	PS	PS											0	0	0	0
Matthews, Clay	LOLB	LOLB	ROLB	LOLB	ROLB	ROLB											6	6	0	0
Mays, Devante	SUB	INA	SUB	INA	SUB	DNP											3	0	1	2
McCray, Justin	SUB	RT	SUB	RT	LG	SUB											6	3	0	0
Montgomery, Ty	RB	RB	RB	RB	INA	RB											5	5	0	1
Murphy, Kyle	RT	LT	LT	IR	IR	IR											3	3	0	0
Nelson, Jordy	WR	WR	WR	WR	WR	WR											6	6	0	0
Odum, Chris	SUB	DNP	SUB	SUB	INA	SUB											4	0	1	1
Pankey, Adam	PS	DNP	DNP	DNP	INA	INA											0	0	3	2
Patrick, Lucas	INA	SUB	SUB	LG	SUB	SUB											5	1	0	1
Pepper, Taybor	-	-	-	SUB	SUB	SUB											3	0	0	0
Perry, Nick	ROLB	ROLB	INA	SUB	LOLB	LOLB											5	4	0	1
Pipkins, Lenzy	INA	INA	SUB	INA	INA	SUB											2	0	0	4
Randall, Damarious	RCB	RCB	LCB	LCB	SUB	LCB											6	5	0	0
Ripkowski, Aaron	SUB	SUB	SUB	SUB	SUB	SUB											6	0	0	0
Rodgers, Aaron	QB	QB	QB	QB	QB	QB											6	6	0	0
Rodgers, Richard	SUB	SUB	SUB	SUB	SUB	SUB											6	0	0	0
Rollins, Quinten	SUB	3CB	SUB	SUB	SUB	SUB											6	1	0	0
Ryan, Jake	ILB	SUB	INA	ILB	ILB	ILB											5	4	0	1
Spriggs, Jason	SUB	INA	IR	IR	IR	IR											1	0	0	1
Taylor, Lane	LG	LG	LG	LT	LT	LG											6	6	0	0
Talley, David	IR	IR	IR	IR	IR	IR											0	0	0	0
Thomas, Joe	SUB	SUB	SUB	SUB	INA	INA											4	0	0	2
Vogel, Justin	SUB	SUB	SUB	SUB	SUB	SUB											6	0	0	0
Waters, Herb	IR	IR	IR	IR	IR	IR											0	0	0	0
Whitehead, Jermaine	PS	PS	PS	PS	PS	PS											0	0	0	0
Williams, Jamaal	SUB	SUB	SUB	SUB	SUB	SUB											6	0	0	0
Yancey, DeAngelo	PS	PS	PS	PS	PS	PS											0	0	0	0

STARTERS IN BOLD AT POSITION; DNP — Did not play; INA — Inactive; IR — Injured reserve; PS — Practice squad; PUP — Reserve/Physically Unable to Perform; SUB — Substitute; SUS — Reserve/Suspended; 3CB — Started as third cornerback; 3WR — Started as third wide receiver, 2TE — Started as second tight end.

SEASON-HIGHS/W-L BREAKDOWN

INDIVIDUAL

Longest Scoring Run — 7, A.Jones, Oct. 8 at Dallas
 Longest Non-Scoring Run — 22, A.Jones Oct. 8 at Dallas

Longest Scoring Pass — 33, A.Rodgers to D.Adams, Sept. 17 at Atlanta
 Longest Non-Scoring Pass — 72, A.Rodgers to G.Allison, Sept. 24 vs. Cincinnati

Longest Kickoff Return — 29, T.Davis, Oct. 15 at Minnesota
 Longest Punt Return — 33, T.Davis, Sept. 24 vs. Cincinnati
 Longest Interception Return — 21t, D.Randall, Oct. 8 at Dallas
 Longest Fumble Return — 63, C.Matthews, Oct. 15 at Minnesota

Longest Punt — 62, J.Vogel, Sept. 28 vs. Chicago

Longest Field Goal — 40, M.Crosby, Sept. 10 vs. Seattle
 Most Field Goals Attempted — 2, M.Crosby, Sept. 24 vs. Cincinnati
 Most Field Goals Made — 2, M.Crosby, Sept. 24 vs. Cincinnati

Most Touchdowns — 2, four times, most recently D.Adams, Oct. 8 at Dallas
 Most Rushing Attempts — 19, two times, most recently A.Jones, Oct. 8 at Dallas
 Most Rushing Yards — 125, A.Jones, Oct. 8 at Dallas

Most Passing Attempts — 50, A.Rodgers, Sept. 17 at Atlanta
 Most Completions — 33, A.Rodgers, Sept. 17 at Atlanta
 Most Passing Yards — 343, A.Rodgers, Sept. 17 at Atlanta
 Most Touchdown Passes — 4, A.Rodgers, Sept. 28 vs. Chicago

Most Receptions — 9, R.Cobb, Sept. 10 vs. Seattle
 Most Receiving Yards — 122, G.Allison, Sept. 24 vs. Cincinnati

Most Total Yards from Scrimmage — 134, A.Jones, Oct. 8 at Dallas

Most Defensive Interceptions — 1, four times, most recently D.Randall, Oct. 15 at Minnesota
 Most Tackles — 14, B.Martinez, Oct. 15 at Minnesota
 Most Solo Tackles — 12, B.Martinez Oct. 15 at Minnesota
 Most Sacks — 2.0, J.Jones, Sept. 24 vs. Cincinnati
 Most Passes Defensed — 3, three times, most recently B.Martinez, Oct. 15 at Minnesota

TEAM

Offensive Most...

First Downs — 26, Sept. 10 vs. Seattle
 Rushing Attempts — 28, Sept. 10 vs. Seattle
 Rushing Yards — 160, Oct. 8 at Dallas
 Pass Attempts — 50, Sept. 17 at Atlanta
 Completions — 33, Sept. 17 at Atlanta
 TDs Thrown — 4, Sept. 28 vs. Chicago
 Ints. Thrown — 3, Oct. 15 at Minnesota
 Net Passing Yards — 308, Sept. 17 at Atlanta
 Offensive Plays — 74, Sept. 10 vs. Seattle
 Total Offense — 370, Sept. 10 vs. Seattle
 Time of Possession — 39:13, Sept. 10 vs. Seattle
 Turnovers — 3, Oct. 15 at Minnesota
 Fumbles — 2, Oct. 15 at Minnesota
 Fumbles Lost — 1, two times, most recently Oct. 8 at Dallas

Longest Scoring Drives

Plays — 14, Oct. 8 at Dallas
 Yards — 88, Oct. 8 at Dallas
 Time — 7:43, two times, most recently Oct. 8 at Dallas

Shortest Scoring Drives

Plays — 1, Sept. 10 vs. Seattle
 Yards — 3, Sept. 28 vs. Chicago
 Time — 0:06, Sept. 10 vs. Seattle

Defensive Fewest...

First Downs Allowed — 12, Sept. 10 vs. Seattle
 Rushing Att. Allowed — 18, Sept. 10 vs. Seattle
 Rushing Yards Allowed — 90, Sept. 10 vs. Seattle
 Pass Att. Allowed — 27, two times, most recently Sept. 24 vs. Cincinnati
 Pass Comp. Allowed — 14, Sept. 10 vs. Seattle
 Net Passing Yards Allowed — 135, Sept. 10 vs. Seattle
 Total Plays Allowed — 48, Sept. 10 vs. Seattle
 Total Yards Allowed — 225, Sept. 10 vs. Seattle

Defensive Most...

Takeaways — 4, Sept. 28 vs. Chicago
 Interceptions — 2, Sept. 28 vs. Chicago
 Fumbles Forced — 2, Oct. 15 at Minnesota
 Fumbles Recovered — 2, two times, most recently Oct. 8 at Dallas
 Passes Defensed — 9, Oct. 15 at Minnesota
 Sacks — 3, three times, most recently Sept. 24 vs. Cincinnati

	2017 regular season...			2016 regular season...			2015 regular season...			1992-present...		
	Home	Road	Overall	Home	Road	Overall	Home	Road	Overall	Home	Road	Overall
Overall	3-0	1-2	4-2	6-2	4-4	10-6	5-3	5-3	10-6	155-47-1	103-100	258-147-1
On Grass	3-0	0-0	3-0	6-2	3-2	9-4	5-3	4-3	9-6	155-47-1	58-39	213-86-1
On Artificial Surfaces	0-0	1-2	1-2	0-0	1-2	1-2	0-0	1-0	1-0	0-0	45-63	45-63
In Open-Air Stadiums	3-0	0-1	3-1	6-2	3-2	9-4	5-3	4-2	9-5	155-47-1	66-62	221-109-1
In Indoor Stadiums	0-0	1-1	1-1	0-0	1-2	1-2	0-0	1-1	1-1	0-0	37-38	37-38
vs. Division Opponents	1-0	0-1	1-1	3-0	2-1	5-1	0-3	3-0	3-3	68-17-1	48-38	116-55-1
vs. NFC	2-0	1-2	3-2	5-1	3-3	8-4	3-3	4-2	7-5	119-32-1	79-74	198-106-1
vs. AFC	1-0	0-0	1-0	1-1	1-1	2-2	2-0	1-1	3-1	36-15	24-26	60-41
When scoring first	1-0	0-0	1-0	6-0	4-1	10-1	5-2	3-0	8-2	111-19-1	63-36	174-55-1
When Opponent scored first	2-0	1-2	3-2	0-2	0-3	0-5	0-1	2-3	2-4	43-28	40-64	83-92
In overtime	1-0	0-0	1-0	0-0	0-0	0-0	0-0	0-0	0-0	6-3-1	1-5	7-8-1
When leading after first quarter	1-0	0-0	1-0	5-0	1-1	6-1	5-2	3-1	8-3	95-14-1	54-24	149-38-1
When leading at halftime	1-0	0-0	1-0	6-0	2-1	8-1	5-0	3-0	8-0	122-9	79-27	201-36
When leading after third quarter	2-0	0-0	2-0	5-0	4-0	9-0	4-0	4-0	8-0	128-5	92-22	220-27
When trailing after first quarter	0-0	1-0	1-0	0-2	0-3	0-5	0-0	1-2	1-2	26-24	19-47	45-71
When trailing at halftime	2-0	1-2	2-2	0-2	1-3	1-5	0-2	2-3	2-5	24-32-1	20-63	44-95-1
When trailing after third quarter	1-0	1-2	2-2	0-2	0-4	0-6	1-3	1-3	2-6	17-39-1	8-77	25-116-1
When tied at halftime	0-0	0-0	0-0	0-0	1-0	1-0	0-1	0-0	0-1	9-6	4-9	13-15
On Thursday	1-0	0-0	1-0	1-0	0-0	1-0	0-1	1-0	1-1	6-1	5-7	11-8
On Friday	0-0	0-0	0-0	0-0	0-0	0-0	0-0	0-0	0-0	0-0	1-0	1-0
On Saturday	0-0	0-0	0-0	1-0	0-0	1-0	0-0	0-0	0-0	2-0	2-0	4-0
On Sunday/Early Games	0-0	0-1	0-1	2-0	2-1	4-1	1-1	1-1	2-2	92-25-1	47-48	139-73-1
On Sunday/Late Afternoon Games	2-0	1-0	3-0	1-2	0-1	1-3	2-0	3-1	5-1	30-13	24-22	54-35
On Sunday/Night Games	0-0	0-1	0-1	1-0	1-2	2-2	1-1	0-1	1-2	13-3	11-8	24-11
On Monday	0-0	0-0	0-0	0-0	1-0	1-0	1-0	0-0	1-0	12-6	12-13	24-19
When Packers had 100-yard rusher	0-0	1-0	1-0	1-0	1-0	2-0	2-1	1-0	3-1	39-10-1	31-9	70-19-1
When Packers had 100-yard receiver	1-0	0-0	1-0	6-0	2-2	8-2	2-1	2-0	4-1	76-16	45-34	121-50
When Packers had 300-yard passer	2-0	0-1	2-1	2-0	2-2	4-2	1-1	0-1	1-2	40-13	33-23	73-36
When Opponent had 100-yard rusher	0-0	1-0	1-0	0-1	0-2	0-3	2-0	1-1	3-1	25-21-1	21-30	46-51-1
When Opponent had 100-yard receiver	1-0	0-1	1-1	2-0	1-3	3-3	2-0	2-2	4-2	49-16	29-38	78-54
When Opponent had 300-yard passer	0-0	0-0	0-0	2-0	3-1	5-1	1-0	0-1	1-1	25-7	18-20	43-27

TRANSACTIONS BY DATE

1/24	Signed C Jacob Flores, LB Reggie Gilbert, WR Antwan Goodley, LB Derrick Mathews, G Lucas Patrick, DT Brian Price, TE Beau Sandland and S Jermaine Whitehead	5/8	Signed LB Josh Letuligasenoa, CB Raysean Pringle, RB William Stanback, LB David Talley and S Aaron Taylor; Released WR Antwan Goodley and LS Taybor Pepper	9/3	Signed LB Ahmad Brooks; Claimed LB Chris Odom off waivers from the Atlanta Falcons; Placed G/T Don Barclay on injured reserve; Traded LB Jayrone Elliott to the Dallas Cowboys;
1/27	Signed LS Taybor Pepper	5/11	Signed CB Kevin King	9/3	Signed G Kofi Amichia, CB Donatello Brown, QB Joe Callahan, WR Michael Clark, LB Reggie Gilbert, DT Izaah Lunsford, LB Derrick Mathews, G/T Adam Pankey, S Jermaine Whitehead and WR DeAngelo Yancey to the practice squad
2/7	Released RB James Starks	5/19	Signed S Josh Jones	9/5	Signed DT Quinton Dial; Released DT Christian Ringo.
2/8	Released CB Sam Shields	8/5	Signed TE Emanuel Byrd	9/12	Released CB LaDarius Gunter; Activated WR Geronimo Allison from exempt status.
3/8	Re-signed P Jacob Schum	8/5	Placed CB Herb Waters on Injured Reserve	9/13	Signed G/T Adam Pankey to the active roster from the practice squad; Released DT Ricky Jean Francois; Signed G Darrell Greene to the practice squad.
3/9	Re-signed LB Nick Perry	8/8	Released DT Letroy Guion	9/21	Signed DT Ricky Jean Francois; Placed T Jason Spriggs on injured reserve.
3/10	Re-signed T/G Don Barclay; Signed TE Martellus Bennett	8/12	Signed LS Brett Goode	9/25	Signed LS Taybor Pepper; Placed LS Brett Goode on Injured Reserve.
3/11	Re-signed TE Lance Kendricks	8/13	Placed TE Beau Sandland on Injured Reserve	9/26	Signed T Ulrick John from Arizona's practice squad; Placed T Kyle Murphy on Injured Reserve.
3/14	Re-signed LB Jayrone Elliott		Claimed DE Shaneil Jenkins off waivers from the Seattle Seahawks.	10/16	Signed QB Joe Callahan to the active roster; Placed CB Quentin Rollins on Injured Reserve.
3/15	Re-signed RB Joe Kerridge and LB Jordan Tripp; Signed CB Davon House	8/15	Released DE Shaneil Jenkins		
3/20	Re-signed LB Joe Thomas	8/28	Released LS Derek Hart, WR Colby Pearson and RB William Stanback		
3/23	Re-signed RB Christine Michael	9/2	Released G Kofi Amichia, CB Donatello Brown, TE Emanuel Byrd, QB Joe Callahan, LB Johnathan Calvin, WR Michael Clark, WR Montay Crockett, WR Malachi Dupre, G Thomas Evans, LB Reggie Gilbert, G Geoff Gray, LB Cody Heiman, DT Calvin Hertelou, QB Taysom Hill, CB Daquan Holmes, T Robert Leff, LB Josh Letuligasenoa, DT Izaah Lunsford, LB Derrick Mathews, WR Max McCaffrey, G/T Adam Pankey, TE Aaron Peck, RB Kalif Phillips, DT Brian Price, CB Raysean Pringle, S Aaron Taylor, LB Jordan Tripp, S Jermaine Whitehead and WR DeAngelo Yancey; Placed LB Vince Biegel and CB Demetri Goodson on reserve/physically unable to perform; placed FB Joe Kerridge and LB David Talley on injured reserve; Placed WR Geronimo Allison on the reserve/suspended list		
3/24	Signed DT Ricky Jean Francois				
3/29	Signed G Justin McCray				
3/31	Signed LS Derek Hart				
4/5	Re-signed RB Don Jackson				
4/11	Released CB Makinton Dorleant				
4/13	Re-signed DT Christian Ringo				
4/14	Re-signed WR Geronimo Allison				
4/26	Signed G Jahri Evans				
5/1	Released RB Don Jackson and RB Christine Michael				
5/5	Signed G Kofi Amichia, WR Malachi Dupre, RB Aaron Jones, RB Devante Mays and WR DeAngelo Yancey				
5/5	Signed CB Donatello Brown, LB Johnathan Calvin, WR Michael Clark, WR Montay Crockett, G Thomas Evans, G Geoff Gray, LB Cody Heiman, QB Taysom Hill, DT Izaah Lunsford, G/T Adam Pankey, TE Aaron Peck, RB Kalif Phillips, CB Lenzy Pipkins, CB David Rivers and P Justin Vogel				

TRANSACTIONS BY PLAYER

Allison, Geronimo - WR 4/14/17 Re-signed 9/2/17 Placed on Reserve/Suspended List 9/12/17 Activated from exempt status	Goode, Brett - LS 8/12/17 Signed 9/21/17 Placed on Injured Reserve	Lunsford, Izaah - DT 5/5/17 Signed 9/2/17 Released 9/3/17 Signed to practice squad	Sandland, Beau - TE 1/24/17 Re-signed 8/13/17 Placed on Injured Reserve
Amichia, Kofi - G 5/5/17 Signed 9/2/17 Released 9/3/17 Signed to practice squad	Goodley, Antwan - WR 1/24/17 Signed 5/8/17 Released	Mathews, Derrick - LB 1/24/17 Signed 9/2/17 Released 9/3/17 Signed to practice squad	Schum, Jacob - P 3/8/17 Re-signed
Barclay, Don - T/G 3/10/17 Re-signed 9/3/17 Placed on Injured Reserve	Guion, Letroy - DT 8/8/17 Released	Mays, Devante - RB 5/5/17 Signed	Shields, Sam - CB 2/8/17 Released
Bennett, Martellus - TE 3/10/17 Signed	Gunter, LaDarius - CB 9/12/17 Released	McCray, Justin - G 3/29/17 Signed	Spriggs, Jason - T 9/21/17 Placed on Injured Reserve
Brown, Donatello - CB 5/5/17 Signed 9/2/17 Released 9/3/17 Signed to practice squad	Gray, Geoff - G 5/5/17 Signed 9/2/17 Released	Michael, Christine - RB 3/23/17 Re-signed 5/1/17 Released	Stanback, William - RB 5/8/17 Signed 8/28/17 Released
Byrd, Emanuel - TE 8/5/17 Signed 9/2/17 Released	Greene, Darrell - G 9/13/17 Signed to practice squad	Murphy, Kyle - T 9/26/17 Placed on Injured Reserve	Starks, James - RB 2/7/17 Released
Callahan, Joe - QB 9/3/17 Signed to practice squad 10/16/17 Signed to the active roster	Hart, Derek - LS 3/31/17 Signed 8/28/17 Released	Pankey, Adam - G/T 5/5/17 Signed 9/2/17 Released 9/3/17 Signed to practice squad 9/13/17 Signed to active roster	Talley, David - LB 5/8/17 Signed 9/2/17 Placed on Injured Reserve
Calvin, Johnathan - LB 5/5/17 Signed 9/2/17 Released	Heiman, Cody - LB 5/5/17 Signed 9/2/17 Released	Patrick, Lucas - G 1/24/17 Signed	Taylor, Aaron - S 5/8/17 Signed 9/2/17 Released
Clark, Michael - WR 5/5/17 Signed 9/2/17 Released 9/3/17 Signed to practice squad	Hill, Taysom - QB 5/5/17 Signed 9/2/17 Released	Pearson, Colby - WR 8/28/17 Released	Thomas, Joe - LB 3/20/17 Re-signed
Crockett, Montay - WR 5/5/17 Signed 9/2/17 Released	House, Davon - CB 3/15/17 Signed	Peck, Aaron - TE 5/5/17 Signed 9/2/17 Released	Tripp, Jordan - LB 3/15/17 Re-signed 9/2/17 Released
Dorleant, Makinton - CB 4/11/17 Released	Jackson, Don - RB 4/5/17 Re-signed 5/1/17 Released	Pepper, Taybor - LS 1/27/17 Signed 5/8/17 Released 9/21/17 Signed	Vogel, Justin - P 5/5/17 Signed
Dial, Quinton - DT 9/5/17 Signed	Jean Francois, Ricky - DT 3/24/17 Signed 9/13/17 Released 9/21/17 Signed	Perry, Nick - LB 3/9/17 Re-signed	Waters, Herb - CB 8/5/17 Placed on Injured Reserve
Dupre, Malachi - WR 5/5/17 Signed 9/2/17 Released	Jenkins, Shaneil - DE 8/13/17 Claimed off waivers from SEA 5/5/17 Released	Phillips, Kalif - RB 5/5/17 Signed 9/2/17 Released	Whitehead, Jermaine - S 1/24/17 Signed 9/2/17 Released 9/3/17 Signed to practice squad
Elliott, Jayrone - LB 3/14/17 Re-signed 9/3/17 Traded to DAL	John, Ulrick - T 9/26/17 Signed from Arizona's practice squad	Pipkins, Lenzy - CB 5/5/17 Signed	Yancey, DeAngelo - WR 5/5/17 Signed 9/2/17 Released 9/3/17 Signed to practice squad
Evans, Jahri - G 4/26/17 Signed	Jones, Aaron - RB 5/5/17 Signed	Price, Brian - DT 1/24/17 Signed 9/2/17 Released	
Evans, Thomas - G 5/5/17 Signed	Jones, Josh - S 5/19/17 Signed	Pringle, Raysean - CB 5/8/17 Signed	
Flores, Jacob - C 1/24/17 Signed	Kendricks, Lance - TE 3/11/17 Signed	Ringo, Christian - DT 4/13/17 Re-signed 9/5/17 Released	
Gilbert, Reggie - LB 1/24/17 Signed 9/2/17 Released 9/3/17 Signed to practice squad	Kerridge, Joe - FB 3/15/17 Re-signed 9/2/17 Placed on Injured Reserve	Rivers, David - CB 5/5/17 Signed	
	King, Kevin - CB 5/11/17 Signed	Rollins, Quinten - CB 10/16/17 Placed on Injured Reserve	
	Letuligasenoa, Josh - LB 5/8/17 Signed 9/2/17 Released		

THE LAST TIME

Regular-Season Games Only

RUSHING

200 Yards Rushing, Individual

BY PACKERS — Ahman Green, Dec. 28, 2003, vs. Denver (218 yards)
BY OPPONENT — Adrian Peterson, Dec. 2, 2012, vs. Minnesota (210 yards)

100 Yards Rushing, Individual

BY PACKERS — Aaron Jones, Oct. 8, 2017, at Dallas (125 yards)
BY OPPONENT — Ezekiel Elliott, Oct. 8, 2017, at Dallas (116 yards)

100 Yards Rushing, Individual, One Half

BY PACKERS — Ty Montgomery, Dec. 18, 2016, at Chicago (123 yards in first half)
BY OPPONENT — Robert Kelley, Nov. 20, 2016, at Washington (102 yards in second half)

100 Yards Rushing and Receiving, Individual

BY PACKERS — Never
BY OPPONENT — Darrin Nelson, Nov. 13, 1983, at Minnesota (119 yards rushing, 137 receiving)

Two 100-Yard Rushers

BY PACKERS — Ryan Grant (106 yards) and DeShawn Wynn (106 yards), Dec. 28, 2008, vs. Detroit
BY OPPONENT — Tony Dorsett (149 yards) and Robert Newhouse (101 yards), Nov. 12, 1978, vs. Dallas at Milw.

Two 100-Yard Rushers and Two 100-Yard Receivers

BY PACKERS — Ryan Grant (106 yards) and DeShawn Wynn (106), Dec. 28, 2008, vs. Detroit, Donald Driver (111 yards) and Greg Jennings (101 yards), Dec. 28, 2008, vs. Detroit*
BY OPPONENT — Never
*First time in NFL history

Four Touchdowns Rushing, Individual

BY PACKERS — Dorsey Levens, Jan. 2, 2000, vs. Arizona (8, 1, 5, 1 yards)
BY OPPONENT — DeAngelo Williams, Nov. 30, 2008, vs. Carolina (1, 1, 1, 1 yards)

Three Touchdowns Rushing, Individual

BY PACKERS — Ahman Green, Oct. 20, 2002, vs. Washington (24, 2, 8 yards)
BY OPPONENT — Robert Kelley, Nov. 20, 2016, at Washington (10, 1, 4 yards)

Two Touchdowns Rushing, Individual

BY PACKERS — Ty Montgomery, Dec. 18, 2016, at Chicago (4, 3 yards)
BY OPPONENT — Devonta Freeman, Sept. 17, 2017, at Atlanta (1, 2 yards)

PASSING

400 Yards Passing, Individual

BY PACKERS — Aaron Rodgers, Oct. 26, 2014, at New Orleans (418 yards)
BY OPPONENT — Philip Rivers, Oct. 18, 2015, vs. San Diego (503 yards)

300 Yards Passing, Individual

BY PACKERS — Aaron Rodgers, Sept. 24, 2017, vs. Cincinnati (313 yards)
BY OPPONENT — Matthew Stafford, Jan. 1, 2017, at Detroit (347 yards)

Six Touchdown Passes, Individual

BY PACKERS — Aaron Rodgers, Nov. 9, 2014, vs. Chicago (1, 4, 73, 40, 56, 18 yards)
BY OPPONENT — Tommy Kramer, Sept. 28, 1986, at Minnesota (23, 13, 36, 2, 17, 7 yards)

Five Touchdown Passes, Individual

BY PACKERS — Aaron Rodgers, Sept. 28, 2015, vs. Kansas City (8, 3, 27, 4, 4, 4 yards)
BY OPPONENT — Matthew Stafford, Jan. 1, 2012, vs. Detroit (8, 13, 2, 5, 12 yards)

Four Touchdown Passes, Individual

BY PACKERS — Aaron Rodgers, Sept. 28, 2017, vs. Chicago (5, 2, 4, 8 yards)
BY OPPONENT — Marcus Mariota, Nov. 13, 2016, at Tennessee (9, 32, 6, 33 yards)

Three Touchdown Passes, Individual

BY PACKERS — Aaron Rodgers, Oct. 8, 2017, at Dallas (10, 10, 12 yards)
BY OPPONENT — Dak Prescott, Oct. 8, 2017, at Dallas (2, 5, 10 yards)

Six Interceptions Thrown, Individual

BY PACKERS — Tom O'Malley, Sept. 17, 1950, vs. Detroit
BY OPPONENT — Don Horn, Sept. 26, 1971, vs. Denver at Milw.

Five Interceptions Thrown, Individual

BY PACKERS — Brett Favre, Oct. 30, 2005, at Cincinnati
BY OPPONENT — Russell Wilson, Dec. 11, 2016, vs. Seattle

Four Interceptions Thrown, Individual

BY PACKERS — Brett Favre, Dec. 25, 2005, vs. Chicago
BY OPPONENT — Russell Wilson, Dec. 11, 2016, vs. Seattle

RECEIVING

10 or More Receptions, Individual

BY PACKERS — Jordy Nelson, Nov. 13, 2016, at Tennessee (12 receptions)
BY OPPONENT — A.J. Green, Sept. 24, 2017, vs. Cincinnati (10 receptions)

200 Yards Receiving, Individual

BY PACKERS — Jordy Nelson, Sept. 14, 2014, vs. N.Y. Jets (209 yards)
BY OPPONENT — Adam Thielen, Dec. 24, 2016, vs. Minnesota (202 yards)

100 Yards Receiving, Individual

BY PACKERS — Geronimo Allison, Sept. 24, 2017, vs. Cincinnati (122 yards)
BY OPPONENT — A.J. Green, Sept. 24, 2017, vs. Cincinnati (111 yards)

100 Yards Receiving, One Half, Individual

BY PACKERS — Geronimo Allison, Sept. 24, 2017, vs. Cincinnati (112 yards in second half and OT)
BY OPPONENT — Adam Thielen, Dec. 24, 2016, vs. Minnesota (142 yards in first half)

Two 100-Yard Receivers

BY PACKERS — Davante Adams (156 yards) and Jordy Nelson (126 yards), Nov. 13, 2016, at Tennessee
BY OPPONENT — Deonte Thompson (110 yards) and Cameron Meredith (104 yards), Dec. 18, 2016, at Chicago

Four Touchdown Receptions, Individual

BY PACKERS — Sterling Sharpe, Nov. 24, 1994, at Dallas (1, 36, 30, 5 yards)
BY OPPONENT — Never

Three Touchdown Receptions, Individual

BY PACKERS — Randall Cobb, Sept. 28, 2015, vs. Kansas City (3, 4, 4 yards)
BY OPPONENT — Vincent Jackson, Nov. 6, 2011, at San Diego (23, 5, 29 yards)

Two Touchdown Receptions, Individual

BY PACKERS — Davante Adams, Oct. 8, 2017, at Dallas (10, 12 yards)
BY OPPONENT — Cole Beasley, Oct. 8, 2017, at Dallas (2, 5 yards)

INTERCEPTIONS

Four Interceptions, Individual

BY PACKERS — Willie Buchanon, Sept. 24, 1978, at San Diego
BY OPPONENT — Never

Three Interceptions, Individual

BY PACKERS — Tom Flynn, Oct. 28, 1984, vs. Detroit
BY OPPONENT — Vencie Glenn, Dec. 27, 1992, at Minnesota

Two Interceptions, Individual

BY PACKERS — Ha Ha Clinton-Dix, Dec. 18, 2016, at Chicago
BY OPPONENT — Janoris Jenkins, Oct. 9, 2016, vs. N.Y. Giants

Interception Returned for Touchdown

BY PACKERS — Damarious Randall, Oct. 8, 2017, at Dallas (21 yards)
BY OPPONENT — William Jackson, Sept. 24, 2017, vs. Cincinnati (75 yards)

TOUCHDOWNS

Five Touchdowns, Individual

BY PACKERS — Paul Hornung, Dec. 12, 1965, at Baltimore (2-, 9-, 3-yard runs; 50-, 65-yard receptions)
BY OPPONENT — Never

Four Touchdowns, Individual

BY PACKERS — Dorsey Levens, Jan. 2, 2000, vs. Arizona (8-, 1-, 5-, 1-yard runs)
BY OPPONENT — DeAngelo Williams, Nov. 30, 2008, vs. Carolina (1-, 1-, 1-, 1-yard runs)

Three Touchdowns, Individual

BY PACKERS — Randall Cobb, Sept. 28, 2015, vs. Kansas City (3-, 4-, 4-yard receptions)
BY OPPONENT — Robert Kelley, Nov. 20, 2016, at Washington (10-, 1-, 4-yard runs)

THE LAST TIME

FIELD GOALS/PATS

Five Field Goals Made, Individual

BY PACKERS — Mason Crosby, Nov. 22, 2015, at Minnesota (42, 47, 40, 42, 52 yards)
BY OPPONENT — Dan Bailey, Dec. 15, 2013, at Dallas (47, 23, 43, 50, 50 yards)

Four Field Goals Made, Individual

BY PACKERS — Mason Crosby, Nov. 22, 2015, at Minnesota (42, 47, 40, 42, 52 yards)
BY OPPONENT — Dan Carpenter, Dec. 14, 2014, at Buffalo (27, 51, 35, 48 yards)

60-Yard Field Goal

BY PACKERS — Never
BY OPPONENT — David Akers, Sept. 9, 2012, vs. San Francisco (63 yards)

50-Yard Field Goal

BY PACKERS — Mason Crosby, Jan. 1, 2017, at Detroit (53 yards)
BY OPPONENT — Kai Forbath, Oct. 15, 2017, at Minnesota (53 yards)

Blocked Field-Goal Attempt

BY PACKERS — Datone Jones, Oct. 11, 2015, vs. St. Louis (50-yard Greg Zuerlein attempt)
BY OPPONENT — Akiem Hicks, Oct. 20, 2016, vs. Chicago (31-yard Mason Crosby attempt)

Two-Point Conversion

BY PACKERS — Aaron Rodgers, Oct. 30, 2016, at Atlanta
BY OPPONENT — Travis Kelce, Sept. 28, 2015, vs. Kansas City (pass from Alex Smith)

Point After Touchdown Missed

BY PACKERS — Mason Crosby, Oct. 8, 2017, at Dallas (second attempt, wide left)
BY OPPONENT — Kai Forbath, Dec. 24, 2016, vs. Minnesota (second attempt, hit right upright)

Blocked Point After Touchdown

BY PACKERS — Datone Jones, Sept. 22, 2013, at Cincinnati (Mike Nugent, fourth attempt)
BY OPPONENT — Ra'Shede Hageman, Dec. 8, 2014, vs. Atlanta (Mason Crosby, fifth attempt)

PUNTING

70-Yard Punt

BY PACKERS — Tim Masthay, Dec. 18, 2011, at Kansas City (71 yards)
BY OPPONENT — Jon Ryan, Sept. 24, 2012, at Seattle (73 yards)

60-Yard Punt

BY PACKERS — Justin Vogel, Sept. 28, 2017, vs. Chicago (62 yards)
BY OPPONENT — Pat McAfee, Nov. 6, 2016, vs. Indianapolis (67 yards)

Blocked Punt

BY PACKERS — Jamari Lattimore, Nov. 4, 2013, vs. Chicago (Adam Podlesh, punter)
BY OPPONENT — Bryan Braman, Nov. 16, 2014, vs. Philadelphia (Tim Masthay, punter)

10 Punts, Individual

BY PACKERS — Jon Ryan, Nov. 19, 2006, vs. New England (10 punts; 459 yards)
BY OPPONENT — Chris Kluwe, Dec. 21, 2006, vs. Minnesota (10 punts; 434 yards)

No Punts

BY PACKERS — Oct. 26, 2014, at New Orleans
BY OPPONENT — Oct. 26, 2014, at New Orleans

OTHER SPECIAL TEAMS

Kickoff Returned for Touchdown

BY PACKERS — Randall Cobb, Sept. 8, 2011, vs. New Orleans (108 yards)
BY OPPONENT — Jordan Todman, Nov. 6, 2016, vs. Indianapolis (99 yards)

Punt Returned for Touchdown

BY PACKERS — Micah Hyde, Dec. 28, 2014, vs. Detroit (55 yards)
BY OPPONENT — Marcus Thigpen, Dec. 14, 2014, at Buffalo (75 yards)

Blocked (Opponent) Field Goal Returned for Touchdown

BY PACKERS — Willie Buchanon, Dec. 17, 1972, at New Orleans (57 yards)
BY OPPONENT — Shawn Springs, Nov. 1, 1999, vs. Seattle (61 yards)

Blocked Punt Returned for Touchdown

BY PACKERS — Dezman Moses, Oct. 28, 2012, vs. Jacksonville (0 yards; Bryan Anger, punter)
BY OPPONENT — DeVier Posey, Oct. 14, 2012, at Houston (0 yards; Tim Masthay, punter)

Recovered Own Onside Kick Attempt

BY PACKERS — Damarius Randall, Nov. 15, 2015, vs. Detroit (Mason Crosby, kicker)
BY OPPONENT — Jayron Kearsse, Dec. 24, 2016, vs. Minnesota (Kai Forbath, kicker)

OTHER DEFENSE

Shutout Posted

BY PACKERS — Oct. 31, 2010, at N.Y. Jets (9-0)
BY OPPONENT — Nov. 19, 2006, vs. New England (35-0)

Fumble Returned for Touchdown

BY PACKERS — Casey Hayward, Nov. 16, 2014, vs. Philadelphia (49 yards)
BY OPPONENT — Desmond Trufant, Sept. 17, 2017, at Atlanta (15 yards)

Safety Scored

BY PACKERS — Team, Dec. 28, 2014, vs. Detroit (Matthew Stafford penalized for intentional grounding in end zone)
BY OPPONENT — Malik Jackson, Nov. 1, 2015, at Denver (Richard Rodgers tackled in end zone)

Five Sacks, Individual

BY PACKERS — Vonnie Holliday, Dec. 22, 2002, vs. Buffalo
BY OPPONENT — Antwan Odom, Sept. 20, 2009, vs. Cincinnati

Four Sacks, Individual

BY PACKERS — Kabeeer Gbaja-Biamila, Jan. 2, 2005, at Chicago
BY OPPONENT — Chris Clemons, Sept. 24, 2012, at Seattle

Three Sacks, Individual

BY PACKERS — A.J. Hawk, Oct. 13, 2013, at Baltimore
BY OPPONENT — Dwight Freeney, Dec. 27, 2015, at Arizona

MISCELLANEOUS

No Penalties

BY PACKERS — Nov. 4, 2013, vs. Chicago
BY OPPONENT — Dec. 14, 1997, at Carolina

Game Without Touchdown

BY PACKERS — Dec. 12, 2010, at Detroit
BY OPPONENT — Sept. 10, 2017, vs. Seattle

50 Points, Game

BY PACKERS — 53, Nov. 16, 2014, vs. Philadelphia
BY OPPONENT — 51, Nov. 24, 2008, at New Orleans

40 Points, Game

BY PACKERS — 43, Dec. 8, 2014, vs. Atlanta
BY OPPONENT — 42, Nov. 20, 2016, at Washington

500 Yards Total Offense

BY PACKERS — 502, Dec. 8, 2014, vs. Atlanta
BY OPPONENT — 515, Nov. 20, 2016, at Washington

Tie Game

Green Bay 26, Minnesota 26, Nov. 24, 2013

GREEN BAY, Wis. (AP) — Mike Daniels can be a man of few words. The defensive lineman's play on the football field speaks volumes as to how important he has become to the Green Bay Packers.

Daniels' strip-sack of Russell Wilson deep in Seattle territory in the third quarter set up Ty Montgomery's 6-yard touchdown run on the next play to spark the Packers' 17-9 win on Sunday over the Seahawks.

A marquee season opener between two NFC heavyweight teams turned into a defensive slugfest, with Daniels landing the momentum-swinging punch. No talk about double moves or stunts. Daniels said he just hit-out heat guard Luke Joeckel to wreak havoc in the backfield.

Packers QB Aaron Rodgers was 28 of 42 for 311 yards and added a 32-yard touchdown pass to Jordy Nelson to make it an eight-point game late in the third quarter. Rodgers went deep to his favorite receiver on a free play that was extended after Seattle was flagged for having too many men on the field.

But the Green Bay defense fueled the victory. Seattle managed just three field goals. Wilson was held to 14 of 27 for 158 yards. The Packers held decisive edges in total yardage (370-225) and first downs (26-12). Green Bay held the ball for 39 minutes.

Rodgers' regular-season streak of passes without an interception ended at a career-high 251. The Seahawks' defense, reinforced by the return of safety Earl Thomas, bottled up receivers from making many big plays and put plenty of pressure on Rodgers.

But the Packers started denting Seattle with runs or quick passes to Nelson, Randall Cobb and Montgomery in the second half, chewing up clock in the process.

The Packers again found a way to contain the Seahawks' dual-threat quarterback at Lambeau Field. He was 14 of 27 for 158 yards, and ran for 40 yards on the same field. Wilson threw the interceptions — three of which deflected off the hands of receivers — in a 38-10 loss. In December on the same field, Wilson threw the interceptions — three of which deflected off the hands of receivers — in a 38-10 loss. Seattle cornerback Jeremy Lane was ejected after referee John Parry said he threw a punch during a scrum with Packers receiver Davante Adams.

The tussle occurred around the Packers' 30 during a play in which Nazair Jones intercepted Rodgers at 9:28 of the first quarter. It was Rodgers' first interception since Nov. 13, 2016, at Tennessee.

OFFICIALS — Referee: John Parry (132); Umpire: Mark Pellis (131). Down Judge: Michael Spanier (90); Line Judge: Jeff Seaman (45); Field Judge: David Maslow (118); Side Judge: Keith Washington (7); Back Judge: Perry Paganelli (46); Replay Official: James Oldham

STARTING LINEUPS

Table showing starting lineups for Seattle Seahawks and Green Bay Packers, listing players by position (WR, LB, RB, etc.) and their jersey numbers.

GREEN BAY SUBSTITUTIONS

GREEN BAY SUBSTITUTIONS — K 2 M.Crosby, P 8 J.Vogel, WR 11 T.Davis, CB 20 K.King, FB 22 A.Ripkowski, CB 24 O.Rollins, S 25 M.Lewis, S 27 J.Jones, S 29 K.Brue, RB 30 J.Williams, RB 32 J.McGowan, LB 36 L.Culmer, LB 48 J.Thomas, LB 51 K.Fackell, LB 55 A.Brooks, LB 61 B.Good, LB 64 J.McCraw, TE 78 J.Springs, TE 82 R.Rodgers, WR 83 J.James, TE 84 L.Kendricks, LB 98 C.Odom, DT 99 R.Jean Francois, DID NOT PLAY — CB 7 B.Hundley, INACTIVES — CB 28 J.Hawkins, RB 33 A.Jones, CB 41 L.Pipkins, G 62 L.Patrick, T 75 B.Bulaga, DT 90 M.Adams, DT 91 O.Diel.

FIELD GOALS (Made () & missed)

Field goal statistics for Seattle Seahawks and Green Bay Packers, showing attempts, makes, and misses.

GREEN BAY DEFENSIVE STATISTICS (Official)

Green Bay defensive statistics including sacks, interceptions, fumbles, and penalties for both teams.

Comprehensive defensive statistics for Seattle Seahawks, including rushing, passing, punting, and interception stats.

Comprehensive defensive statistics for Green Bay Packers, including rushing, passing, punting, and interception stats.

Summary statistics for fumbles, including fumbles lost, recovered, and touchdowns for both teams.

Summary statistics for downs, including total first downs, third-down efficiency, and fourth-down efficiency for both teams.

Summary statistics for yards, including net yards rushing, net yards passing, and total net yards for both teams.

Summary statistics for penalties, including fumbles, pass interference, and other infractions for both teams.



GREEN BAY 27, CINCINNATI 24 (OT)

Lambeau Field, Sunday, Sept. 24, 2017. Attendance: 78,323. Time: 3:18. Weather: 89° F, Humidity: 44 percent, Wind: S 8 mph

GAME 3

GREEN BAY, Wis. (AP) — Aaron Rodgers burned another defense deep with a free play. The Cincinnati Bengals found their offense and a new way to lose.

Mason Crosby kicked a 27-yard field goal with 6:26 left in overtime set up by Rodgers' 72-yard pass to Geronnimo Allison, and the Green Bay Packers rallied to beat Cincinnati, 27-24, on Sunday. Crosby's kick completed the Packers' comeback from a 21-7 halftime deficit.

On third-and-10 from the Packers 21, Rodgers took advantage of yet another free play after defensive end Michael Johnson was whistled for offside. Officials let the play continue and the two-time NFL MVP found Allison on about a 40-yard pass before the receiver beat a couple defenders for more yards.

Crosby, a veteran kicker, finished it off for the Packers (2-1). The winless Bengals (0-3) won the loss in overtime but went three-and-out on their opening drive. It was so loud at Lambeau Field that they had to call timeout before their first overtime snap. Rodgers thrived under the pressure.

He connected with Jordy Nelson for a 3-yard touchdown pass with 17 seconds left in regulation to tie the game at 24. Bengals cornerback Dre Kirkpatrick narrowly missed halting away the bullet thrown by the quarterback into the front right corner of the end zone.

Rodgers finished 28 of 42 for 313 yards with three touchdowns and one interception. Allison had six catches for 122 yards.

The Packers flipped the script after the Bengals controlled the first half. A.J. Green caught a 10-yard scoring pass on the game's opening drive for Cincinnati's first touchdown after two frustrating weeks for the offense. Bill Lazor made his debut as offensive coordinator for the fired Ken Zampese.

Andy Dalton was 21 of 27 for 212 yards and two scores. The Bengals were desperate to avoid their first 0-3 start since 2008. But they couldn't finish the Packers off in the second half.

Green Bay's defense generated a little more pressure on Dalton in the second half, and rookie safety Josh Jones gave the injury-laden defense a boost with two sacks and 12 tackles.

Rodgers shook off his early struggles to guide the Packers to another win. He was sacked six times, mostly against just the Bengals' four-man rush, though the protection shored up after halftime.

Rodgers threw just his second career pick-six — and his first at home — when William Jackson returned an interception 75 yards for a touchdown for a 21-7 lead early in the second quarter.

OFFICIALS — Referee: Gene Steratore (114); Umpire: Roy Ellison (81); Down Judge: David Oliver (24); Line Judge: Gary Arthur (108); Field Judge: Mike Weatherford (116); Side Judge: Adrian Hill (29); Back Judge: Dino Paganielli (105); Replay Official: Paul Weidner

STARTING LINEUPS

Cincinnati Bengals		Green Bay Packers	
Offense	Defense	Offense	Defense
WR 18 A.Gordon	DE 96 C.Dunlap	WR 87 J.Nelson	DE 94 D.Lowry
LT 70 C.Ogburn	NT 92 P.Sims	LT 68 K.Murphy	NT 97 D.Clark
LG 65 C.Boling	DT 97 G.Adams	LG 63 L.Taylor	LOLB 55 A.Brooks
C 60 T.Robinson	RDE 90 M.Johnson	C 63 C.Linsley	LB 50 B.Martinez
RG 61 R.Abdou	SLB 59 N.Vogel	RG 73 J.Evans	LB 27 J.Jones
RT 74 J.Fisher	MLB 51 K.Miller	RT 75 B.Buhalta	ROLB 52 C.Matthews
TE 81 T.Kort	WLB 57 V.Bay	TE 80 M.Bennett	LCB 23 D.Randall
WR 83 T.Bond	LCB 27 D.Kirgpatrick	TE 84 L.Kerdricks	RCB 20 K.King
WR 11 B.LaBel	RCB 24 A.Jones	TE 17 D.Adams	CB 42 W.Burnett
CB 14 A.Dalton	SS 36 S.Williams	CB 12 A.Rodgers	SS 25 M.Evans
HB 32 J.Hill	FS 43 G.Gloka	CB 88 T.Montgomery	FS 21 H.Cinton-Dix

GREEN BAY SUBSTITUTIONS — K 2 M.Crosby, P 8 J.Vogel, WR 11 T.Davis, FB 22 A.Ripkovich, CB 24 O.Rollins, CB 28 J.Hawkins, RB 30 J.Williams, RB 32 D.Mays, RB 33 A.Jones, CB 41 L.Phipps, LB 48 J.Thomas, LB 51 K.Fackell, LS 61 B.Goode, G 62 L.Patrick, G 64 J.McCreary, WR 81 G.Allison, TE 82 R.Rodgers, WR 83 J.Janis, DT 91 Q.Dial, LB 98 C.Odom, DT 99 R.Jean Francois, **DID NOT PLAY** — CB 7 B.Hundley, G/T 77 A.Pankey, **INACTIVES** — WR 18 R.Cobb, S 29 K.Brice, CB 31 D.House, LB 47 J.Ryan, LB 53 N.Perry, T 69 D.Bakhtiari, DT 76 M.Daniels.

FIELD GOALS (made, 1 & missed)

Player	Attempts	Yards	Result
M.Crosby	2	27	2/2
M.Crosby	1	7	1/1

GREEN BAY DEFENSIVE STATISTICS (official)

Player	Att	Yds	Sk	QBH	FF	ER	Int	PD
M.Burnett	2	1	3	0-0	0	0	0	0-0
O.Dial	1	2	0	0-0	0	0	0	0-0
A.Brooks	2	0	1	2	1-7	2	0	0-0
D.Lowry	2	0	1	2	0-0	0	0	0-0
C.Odom	1	1	0	2	0-0	0	0	0-0
K.Fackell	0	2	0	2	0-0	2	0	0-0
Totals	48	18	10	66	3-21	4	0	0-0

Cincinnati Bengals		Green Bay Packers			
RUSHING	ATT	YDS	AVG	LG	TD
J.Watson	18	62	3.4	20	0
G.Mixon	3	27	9.0	25	0
J.Hill	7	23	3.3	8	0
A.Dalton	2	-2	-1.0	1	0
Total	30	110	3.7	25	0

ATT		CMP		YDS		SK/YD		TD		LG		IN		RT	
A.Dalton	27	21	212	3/21	2	21	0	124.1	1	0	21	0	124.1	1	0
Total	27	21	212	3/21	2	21	0	124.1	1	0	21	0	124.1	1	0

PASS RECEIVING		NO		YDS		AVG		LG		TD	
A.Green	10	111	11.1	20	1						
J.Nelson	3	89	29.7	14	0						
T.Kort	2	28	14.0	14	0						
B.Buhalta	2	12	6.0	6	1						
J.Vogel	1	11	11.0	11	0						
L.Blaclark	1	5	5.0	6	0						
J.Hill	1	5	5.0	6	0						
B.Laell	1	5	5.0	6	0						
Total	21	212	10.1	21	2						

INTERCEPTIONS		NO		YDS		AVG		LG		TD	
W.Jackson	1	75	75.0	75	1						
Total	1	75	75.0	75	1						

PUNTING		NO		YDS		AVG		NET		TB		IN20		LG		TD	
K.Huber	6	286	47.7	37.7	0	1	58										
Total	6	286	47.7	37.7	0	1	58										

PUNT RETURNS		NO		YDS		AVG		FC		LG		TD	
A.Jackson	4	31	7.8	0	20	0							
W.Jackson	1	0	0.0	0	0	0							
(out of bounds)	1	0	0.0	0	0	0							
Returns	5	31	6.2	0	20	0							

KICK RETURNS		NO		YDS		AVG		FC		LG		TD	
A.Erickson	1	20	20.0	0	20	0							
(back)	5	0	0.0	0	0	0							
Returns	1	20	20.0	0	20	0							

FUMBLES		Own		Opp		Out	
W.Jackson	1	1	0	0	0	0	0
Total	1	1	0	0	0	0	0

TOTAL FIRST DOWNS		Visitor		Home	
By Rushing	6	13	15		
By Passing	13	13	15		
By Penalty	2	2	3		
Total	21	22	33		

THIRD-DOWN EFFICIENCY		4-12-33%		7-15-47%	
Total	301	301	344		

TOTAL NET YARDS		301		344	
Total	301	344			

NET YARDS RUSHING		110		64	
Total	110	64			

NET YARDS PASSING		191		280	
Total	191	280			

PASS ATT-COMP-PNT		27-21-0 <th colspan="2">42-28-1</th>		42-28-1	
Total	27-21-0	42-28-1			

EGS - PATS had blocked		0-0 <th colspan="2">0-0 </th>		0-0	
Total	0-0	0-0			



GREEN BAY 35, CHICAGO 14

Lambeau Field, Thursday, Sept. 28, 2017. Attendance: 78,362. Time: 3:52. Weather: 66° F, Humidity: 62 percent, Wind: SW 5 mph **GAME 4**

GREEN BAY, Wis. — The Green Bay Packers keep finding ways to win despite more key injuries. The Chicago Bears never recovered from a miserable start by quarterback Mike Glennon.

Aaron Rodgers threw four touchdown passes, and the injury-riddled Packers converted three turnovers into scores in an eventful 35-14 victory over the Chicago Bears on Thursday night.

Rodgers connected with Davante Adams and Randall Cobb on short touchdown passes to help build a 21-0 lead in the second quarter of a game delayed 45 minutes by lightning between the first two quarters. The Packers overpowered the Bears down the stretch to slog out a win as intermittent rain fell at Lambeau Field.

The Packers (3-1) lost two more key players to injuries. Adams left the field on a stretcher after getting hit in the head during a tackle by Danny Treathan in the third quarter. Running back Ty Montgomery was knocked out in the first quarter with a chest injury.

Mattews, Rodgers hit Cobb for a 2-yard touchdown pass three plays later for a 7-0 lead.

Glennon finished 21 of 33 for 216 yards and one touchdown. The Packers are 95-94-6 against the Bears, their first lead in the series since 1933. It's the oldest rivalry in football, dating to 1923. Matthews' sack on Glennon in the first quarter was the 75th of his career, breaking the franchise record (since 1982) held by Kabeer Gbaja-Tamie.

He was the only active running back left on the roster with Montgomery and backup Jamaal Williams (knee) both knocked out of the game.

OFFICIALS — Referee: John Hussey (35); Umpire: Tony Michalek (115); Down Judge: Ed Walker (123); Line Judge: Tom Marinucci (107); Field Judge: Jimmy Buchanan (88); Side Judge: Allen Burgess (66); Back Judge: Keith Ferguson (61); Replay Official: Mike Wimmer

STARTING LINEUPS

Chicago Bears					Green Bay Packers				
Offense	Defense	Offense	Defense	Special Teams	Offense	Defense	Offense	Defense	Special Teams
WR 18 K.Wright	DE 96 Edwards	WR 87 Nelson	DE 94 Dlowry	P 1 J. Ryan	WR 15 J. Williams	DE 91 E. Johnson	WR 81 M. Crosby	DE 91 E. Johnson	P 1 J. Ryan
TE 83 D. Sims	NT 91 E. Johnson	LT 65 L. Taylor	NT 91 K. Clark	K 2 B. Storti	TE 83 D. Sims	OLB 97 W. Young	TE 83 D. Sims	NT 91 E. Johnson	K 2 B. Storti
RT 70 B. Masse	OLB 97 W. Young	LG 62 L. Patrick	DT 97 Q. Dalziel	LS 3 J. Storg	RB 24 J. Howard	CB 31 M. Cooper	TE 83 D. Sims	DT 97 Q. Dalziel	LS 3 J. Storg
RG 75 K. Long	ILB 59 D. Treathan	C 63 C. Lindsey	LOLB 52 C. Matthews	QB 10 M. Glennon	TE 83 D. Sims	CB 31 M. Cooper	RB 24 J. Howard	LB 52 C. Matthews	QB 10 M. Glennon
C 65 C. Whitehair	ILB 59 D. Treathan	LB 47 J. Ryan	LB 47 J. Ryan	RB 24 J. Howard	LG 71 J. Stoen	CB 31 M. Cooper	TE 83 D. Sims	LB 47 J. Ryan	RB 24 J. Howard
LG 71 J. Stoen	OLB 94 L. Floyd	RT 64 J. McCray	ILB 55 A. Brooks	TE 83 D. Sims	LB 52 C. Matthews	CB 31 M. Cooper	TE 83 D. Sims	RT 64 J. McCray	TE 83 D. Sims
LT 72 C. Leno	CB 37 B. Calahan	TE 80 M. Bennett	ROLB 55 A. Brooks	WR 18 R. Cobb	TE 83 D. Sims	CB 31 M. Cooper	TE 83 D. Sims	TE 80 M. Bennett	WR 18 R. Cobb
TE 86 Z. Miller	S 38 A. Amos	WR 18 R. Cobb	LCB 23 D. Randall	WR 15 J. Williams	TE 83 D. Sims	CB 31 M. Cooper	TE 83 D. Sims	WR 18 R. Cobb	WR 15 J. Williams
QB 8 W. Glennon	S 39 E. Jackson	WR 12 D. Adams	ROB 20 K. King	WR 81 M. Crosby	TE 83 D. Sims	CB 31 M. Cooper	TE 83 D. Sims	WR 12 D. Adams	WR 81 M. Crosby
WR 15 J. Williams	S 31 M. Cooper	WR 12 D. Adams	SS 42 M. Burnett	TE 83 D. Sims	TE 83 D. Sims	CB 31 M. Cooper	TE 83 D. Sims	WR 12 D. Adams	TE 83 D. Sims
RB 24 J. Howard	CB 23 K. Fuller	WR 11 T. Davis	FS 88 T. Montgomery	TE 83 D. Sims	TE 83 D. Sims	CB 23 K. Fuller	TE 83 D. Sims	WR 11 T. Davis	TE 83 D. Sims

GREEN BAY SUBSTITUTIONS — K 2 M. Crosby, QB 7 B. Hundley, P 8 J. Vogel, WR 11 T. Davis, RB 24 A. Ripkowski, CB 24 Q. Rollins, S 25 M. Evans, S 27 J. Jones, CB 28 J. Hawkins, S 29 K. Brice, RB 30 J. Williams, RB 33 A. Jones, LB 48 J. Thomas, LB 51 K. Rackell, LB 53 N. Perry, LS 59 T. Peper, WR 81 A. Gallison, TE 82 R. Rodgers, WR 83 J. Adams, TE 84 L. Kendrick, LB 98 C. Odum, DT 99 R. Lean Francois. **DID NOT PLAY** — T 74 U. John, G/T 77 A. Pankey. **INACTIVES** — CB 31 D. House, RB 32 D. Mays, CB 41 L. Pipkins, T 69 D. Bakhtiari, T 75 B. Bulaga, DT 76 M. Daniels, DT 90 M. Adams.

FIELD GOALS (made, missed)

Player	Yds	Attempts	Yds	Attempts	Yds	Attempts	Yds	Attempts	Yds	Attempts	Yds	Attempts
Chicago Bears	1	2	3	4	0	0	0	0	0	0	0	0
Green Bay Packers	14	7	7	7	14	7	14	7	14	7	14	7

GREEN BAY DEFENSIVE STATISTICS (official)

Player	Att	Yds	Att	Yds	Att	Yds	Att	Yds	Att	Yds	Att	Yds
Chicago Bears	33	218	1/13	1	29	2	67.5	33	218	1/13	1	29
Green Bay Packers	33	218	1/13	1	29	2	67.5	33	218	1/13	1	29

Player	Att	Yds	Att	Yds	Att	Yds	Att	Yds
Chicago Bears	18	53	5	24	6	0	0	0
Green Bay Packers	18	53	5	24	6	0	0	0

Player	Att	Yds	Att	Yds	Att	Yds	Att	Yds
Chicago Bears	18	53	5	24	6	0	0	0
Green Bay Packers	18	53	5	24	6	0	0	0

Player	Att	Yds	Att	Yds	Att	Yds	Att	Yds
Chicago Bears	18	53	5	24	6	0	0	0
Green Bay Packers	18	53	5	24	6	0	0	0

Player	Att	Yds	Att	Yds	Att	Yds	Att	Yds
Chicago Bears	18	53	5	24	6	0	0	0
Green Bay Packers	18	53	5	24	6	0	0	0

Player	Att	Yds	Att	Yds	Att	Yds	Att	Yds
Chicago Bears	18	53	5	24	6	0	0	0
Green Bay Packers	18	53	5	24	6	0	0	0

Player	Att	Yds	Att	Yds	Att	Yds	Att	Yds
Chicago Bears	18	53	5	24	6	0	0	0
Green Bay Packers	18	53	5	24	6	0	0	0



2017 UPDATED BIOGRAPHIES

THROUGH WEEK 6

17 Davante Adams, WR, 4th Year, Fresno State

- Posted career highs for receptions (75), receiving yards (997) and receiving TDs (12) last season, finishing tied for No. 2 in the NFL in TD catches behind teammate Jordy Nelson (14).
- Registered at least one TD catch in nine games last season, tied for No. 2 in the league behind Nelson (11), and recorded a career-high four 100-yard receiving games and a career-best 10 catches of 25-plus yards.
- Had 13 catches in Week 7 vs. Chicago and 12 receptions in Week 8 at Atlanta last season, becoming the first player in team history to register 12-plus catches in back-to-back games.
- Posted 163 receptions from 2014-16, the fourth most in franchise history by a player in his first three NFL seasons behind WRs Sterling Sharpe (212), Greg Jennings (178) and James Lofton (171).

2017 SEASON: Has started all six games and leads the team with 28 catches for a team-high 339 receiving yards (12.1 avg.) and five TDs...Is tied for No. 3 in the league in TD catches.

►**Vs. Seattle (Sept. 10):** Started and played 67 snaps, finishing with three receptions for 47 yards (15.7 avg.), with all three of his receptions picking up first downs...Late in the second quarter, came across the field to make a 21-yard reception near the sideline in front of S Kam Chancellor at the Seattle 46 to convert a third-and-17.

►**At Atlanta (Sept. 17):** Started and played 71 of 76 snaps, pacing the team with eight catches for a team-high 99 yards (12.4 avg.) and a TD... Five of his eight receptions went for first downs...Early in the fourth quarter, beat CB Robert Alford down the left sideline for a 33-yard TD grab on fourth-and-7, clipping the pylon with his left foot as he kept both feet in bounds for the score...Later in the quarter, beat CB C.J. Goodwin on a slant for a 17-yard pickup to the Atlanta 1, setting up Rodgers' 1-yard TD pass to RB Ty Montgomery on the next play.

►**Vs. Cincinnati (Sept. 24):** Started and played 67 of 70 snaps, finishing with three receptions for 60 yards (20.0 avg.)...Early in the second quarter, got past CB William Jackson to make a catch near the sideline on a flea-flicker, eluding a tackle attempt by Jackson as he took it down the field for a 41-yard gain to the Cincinnati 34.

►**Vs. Chicago (Sept. 28):** Started and played 40 snaps, catching two passes for 13 yards (6.5 avg.) and a TD before sustaining a concussion on a third-quarter reception when he took a helmet-to-helmet hit from LB Danny Trevathan, one that resulted in a two-game suspension for Trevathan...On the opening drive of the game, caught a quick pass from Rodgers and barreled through a tackle attempt by DB Marcus Cooper Sr. near the goal line for a 5-yard TD.

►**At Dallas (Oct. 8):** Started and played 56 of 60 snaps, leading the team with seven receptions for 66 yards (9.4 avg.) and two TDs...Matched his career high with the two TD catches, his fourth game with two receiving TDs since 2016, tied for No. 2 in the NFL over that span behind only teammate Jordy Nelson (five)...Five of his seven catches on the afternoon picked up first downs...On Green Bay's opening drive, beat CB Anthony Brown with an inside fake before taking him up top to make a 10-yard TD grab in the corner of the end zone...On the final drive of the game, got the series started with a 14-yard back-shoulder catch against CB Jourdan Lewis near the sideline to the Green Bay 39...Capped the drive off with a game-winning 12-yard TD grab over Lewis on a back-shoulder throw from Rodgers with 11 seconds remaining.

►**At Minnesota (Oct. 15):** Started and played 65 of 66 snaps, posting five receptions for 54 yards (10.8 avg.) and a TD...It marked the first time in his career that he had caught a TD pass in three straight games...Early in the second quarter, made an inside move on LB Eric Kendricks and then found an opening behind LB Anthony Barr, getting open at the Minnesota 5 as QB Brett Hundley stepped up in the pocket to find him for the 14-yard TD, the first TD pass of Hundley's career.

90 Montravius Adams, DT, Rookie, Auburn

- Earned first-team All-Southeastern Conference honors from *The Associated Press* as a senior in 2016 after recording 44 tackles (26 solo), 8½ tackles for a loss, 4½ sacks, a forced fumble, two fumble recoveries (one for a TD) and an interception.

- Was named second-team All-America by *AP*, the American Football Coaches Association and CBS Sports in 2016. Also was a semifinalist for the Rotary Lombardi Award.

- Earned third-team All-SEC honors from *AP* as a junior in 2015 after posting 44 tackles (16 solo), three tackles for a loss, two sacks and two forced fumbles.

2017 SEASON: Has played in one game, seeing limited action on defense.

►**Vs. Seattle (Sept. 10):** Inactive (foot).

►**At Atlanta (Sept. 17):** Inactive (foot).

►**Vs. Cincinnati (Sept. 24):** Made his NFL debut, appearing on four plays on defense.

►**Vs. Chicago (Sept. 28):** Inactive (healthy scratch).

►**At Dallas (Oct. 8):** Inactive (healthy scratch).

►**At Minnesota (Oct. 15):** Inactive (healthy scratch).

81 Geronimo Allison, WR, 2nd Year, Illinois

- Played in 10 games with two starts as a rookie in 2016, posting 12 catches for 202 yards (16.8 avg.) and two TDs.

- Started as the third WR in Weeks 16-17 last season and registered eight receptions for 157 yards (19.6 avg.) and a TD in those two games, with all eight of his catches going for first downs.

2017 SEASON: Has played in five games and has 10 receptions for 153 yards (15.3 avg.).

►**Vs. Seattle (Sept. 10):** Was on reserve/suspended.

►**At Atlanta (Sept. 17):** Saw significant time in his season debut, appearing on 61 of 76 plays and posting three catches for 24 yards (8.0 avg.)...All three of his receptions went for first downs, giving him 11 consecutive catches resulting in first downs dating back to last season.

►**Vs. Cincinnati (Sept. 24):** Led the team with a career-high 122 receiving yards on six catches (20.3 avg.), highlighted by his career-long 72-yard grab in overtime that set up K Mason Crosby's game-winning 27-yard FG...On Green Bay's opening drive of OT, got past CB Adam Jones down the sideline on third down, making the catch from Rodgers near the Cincinnati 45 and then making S George Iloka miss on a tackle attempt as he zig-zagged down the sideline to elude Jones for a 72-yard gain to the Cincinnati 7.

►**Vs. Chicago (Sept. 28):** Played 16 snaps, but did not have any receptions.

►**At Dallas (Oct. 8):** Appeared on 13 plays on offense and seven on special teams.

►**At Minnesota (Oct. 15):** Played seven snaps on offense and 11 on special teams...Registered a 7-yard reception.

69 David Bakhtiari, T, 5th Year, Colorado

- Was selected to his first career Pro Bowl in 2016, having initially been named a first alternate before being selected as an injury replacement for Eagles T Jason Peters.

- Earned second-team All-Pro honors from *The Associated Press* last season, the first Green Bay tackle to receive All-Pro recognition from *AP* since Forrest Gregg (first-team selection) in 1967.

- Started all 62 games he played in at left tackle for the Packers in his first four seasons in the league, the most on Green Bay's offensive line over that span (2013-16).

- In 2013, became the first rookie to start every game at LT for Green Bay since the league went to a 16-game schedule in 1978.

2017 SEASON: Has started at LT in the two games he appeared in.

►**Vs. Seattle (Sept. 10):** Started at LT and played all 82 snaps, helping the offense rack up 26 first downs, the top mark by the Packers in a season opener since 2002 (29 vs. Atlanta), and a 39:13 time of possession, the best mark by Green Bay since Week 7 last season vs. Chicago (39:36)... Helped protect QB Aaron Rodgers as he threw for 311 yards and a TD on 28-of-42 passing.

►**At Atlanta (Sept. 17):** Inactive due to a hamstring injury he sustained in the fourth quarter vs. Seattle in Week 1.

►**Vs. Cincinnati (Sept. 24):** Inactive (hamstring).

- **Vs. Chicago (Sept. 28):** Inactive (hamstring).
- **At Dallas (Oct. 8):** Inactive (hamstring).
- **At Minnesota (Oct. 15):** Returned to the starting lineup, playing 34 snaps at LT before departing the game (hamstring).

80 Martellus Bennett, TE, 10th Year, Texas A&M

- Has posted 50-plus receptions in each of the last five seasons (2012-16), one of only three tight ends in the league (Greg Olsen, Jason Witten) to do so over that span.
- Among tight ends, ranks No. 4 in the NFL in catches (340), No. 6 in receiving yards (3,657) and tied for No. 7 in TD catches (26) since 2012.
- Has played in all 16 games in four of the last five seasons and in six of his nine seasons in the league.
- Posted a career-high three 100-yard receiving games last season with the Patriots, tied for No. 2 in the NFL among TEs, and a career-best seven TD catches, tied for No. 3 in the league among TEs.
- Registered a career-high 90 receptions with the Chicago Bears in 2014, the most among NFL tight ends that season, on his way to earning Pro Bowl recognition. The reception total set a single-season franchise record for TEs and his yardage total ranks No. 2 among TEs in team history.

2017 SEASON: Has started all six games and has 22 receptions for 216 yards (9.8 avg.)...Ranks No. 8 among NFL tight ends in receptions.

► **Vs. Seattle (Sept. 10):** Started and played 67 snaps, posting three receptions for 43 yards (14.3 avg.), highlighted by his 26-yard grab late in the fourth quarter that clinched the victory...Caught a pass in the flat from QB Aaron Rodgers and took it down the sideline to the Seattle 24 for a first down, staying in bounds as the clock wound down to the two-minute warning with the Seahawks out of timeouts.

► **At Atlanta (Sept. 17):** Started and played 62 of 76 snaps, posting five receptions for 47 yards (9.4 avg.), with all of his catches coming in the second half.

► **Vs. Cincinnati (Sept. 24):** Started and played 67 of 70 snaps, recording three catches for 12 yards (4.0 avg.), including a 6-yard grab that picked up a first down on Green Bay's final drive of regulation that tied the game at 24.

► **Vs. Chicago (Sept. 28):** Started and appeared on 43 of 55 offensive plays, leading the team with a season-high six catches for 39 yards (6.5 avg.)...On Green Bay's opening drive, caught a pass over the middle of the field on third down from Rodgers and took it down the sideline for a 26-yard gain to the Chicago 5, setting up Rodgers' 5-yard TD pass to WR Davante Adams two plays later.

► **At Dallas (Oct. 8):** Started and played 49 of 60 snaps, finishing with a season-high 53 yards receiving on three catches (17.7 avg.)...On Green Bay's second play of the second half, made an out-and-up move on S Byron Jones and made a leaping catch over him near the sideline for a season-long 33-yard pickup to the Dallas 35...On the Packers' game-winning drive, made a short catch in the flat and took it up the field for a 14-yard gain to the Dallas 47.

► **At Minnesota (Oct. 15):** Started and played 50 of 66 snaps, catching two passes for 22 yards (11.0 avg.).

29 Kentrell Brice, S, 2nd Year, Louisiana Tech

- Was one of five rookie free agents to make Green Bay's Week 1 roster and joined S Marwin Evans as the only rookie free agents to play in all 16 regular-season games and three postseason contests for the Packers in 2016.
- Appeared in all 16 games with one start in 2016, recording 15 tackles (all solo), a pass defensed and a fumble recovery.
- Ranked No. 4 on the team with eight special teams tackles during the regular season and No. 3 on the team with three tackles on special teams in the playoffs.

2017 SEASON: Has played in five games with two starts and has registered 16 tackles (14 solo), an interception, four passes defensed and two QB pressures...Has registered two tackles on special teams.

► **Vs. Seattle (Sept. 10):** Appeared on 47 of 49 plays on defense, posting two tackles (both solo), a pass defensed and a QB pressure...Helped limit QB Russell Wilson to a 69.7 passer rating as he completed just 14 of 27 passes for 158 yards with no TDs...Also played 15 snaps on special

teams and posted a tackle.

► **At Atlanta (Sept. 17):** Started at SS with S Morgan Burnett opening the game at ILB, but was limited to just 21 snaps after sustaining a groin injury in the second quarter...Posted four tackles (all solo).

► **Vs. Cincinnati (Sept. 24):** Inactive (groin).

► **Vs. Chicago (Sept. 28):** Appeared on 45 defensive plays and registered four tackles (three solo) and his first career interception...Late in the third quarter, picked off a QB Mike Glennon pass that sailed over the head of WR Deonte Thompson, making the INT at the Green Bay 47 and returning it 11 yards.

► **At Dallas (Oct. 8):** Played 28 snaps on defense and posted two tackles (both solo) and a pass defensed...Early in the fourth quarter, ran down the seam with TE Jason Witten and got his right hand in to break up a pass from QB Dak Prescott on third-and-8, forcing Dallas to settle for a field goal...Also posted a tackle on special teams, bringing down WR Ryan Switzer at the Green Bay 31 on a fourth-quarter return.

► **At Minnesota (Oct. 15):** Started at SS in place of an injured Burnett (hamstring), appearing on 75 of 77 plays and recording four tackles (three solo), a QB pressure and a pass defensed...Broke up a QB Case Keenum pass near the sideline that was intended for TE Kyle Rudolph in the first quarter.

55 Ahmad Brooks, LB, 11th Year, Virginia

• Was one of only five players in the NFL to register five-plus sacks each of the last eight seasons (2009-16). Was selected to the Pro Bowl in 2013 and was twice named second-team All-Pro by *The Associated Press* (2012-13).

• Registered 51.5 sacks as a member of the 49ers (2008-16), the second most by a linebacker in franchise history behind only Charles Haley (66.5).

• Played in 133 regular-season games with 99 starts from 2006-16, registering 493 tackles (345 solo), 53.5 sacks, 12 forced fumbles, three fumble recoveries, 30 passes defensed and three interceptions, one of which he returned for a touchdown.

• Originally entered the NFL with Cincinnati after being selected in the third round of the 2006 NFL Supplemental Draft by the Bengals.

2017 SEASON: Has played in four games with two starts and has registered five tackles (four solo), a sack, two tackles for a loss, five QB pressures and three QB hits.

► **Vs. Seattle (Sept. 10):** Appeared on six snaps on defense and one on special teams before sustaining a concussion in the second quarter that would sideline him for the remainder of the game.

► **At Atlanta (Sept. 17):** Inactive (concussion).

► **Vs. Cincinnati (Sept. 24):** Started at LOLB with LB Nick Perry sidelined (hand)...Midway through the third quarter, blew by T Jake Fisher to bring down QB Andy Dalton for a 7-yard loss on third down, his first sack in a Green Bay uniform...Early in the fourth quarter, chased down Dalton and forced an intentional-grounding penalty on third down...Finished with two tackles (both solo), two QB pressures and two QB hits.

► **Vs. Chicago (Sept. 28):** Started at ROLB and played 37 snaps, finishing with a solo tackle and two QB pressures...Midway through the first quarter, shed a block from TE Adam Shaheen to wrap up RB Jordan Howard for a 4-yard loss on a run to the left.

► **At Dallas (Oct. 8):** Appeared on 23 plays on defense and posted two tackles (one solo), two QB pressures and a QB hit.

► **At Minnesota (Oct. 15):** Inactive (back).

75 Bryan Bulaga, T, 8th Year, Iowa

• Started a career-high 16 games at RT last season and helped the offense rank in the top 10 in the NFL in several categories, including points per game (No. 4, 27.0), yards per game (No. 8, 368.8) and first downs (No. 7, 349).

• Opened all 12 games he appeared in at RT in 2015, blocking for RBs Eddie Lacy (758) and James Starks (601), the first Green Bay duo since 1985 to both rush for 600-plus yards in the same season.

• Started 15 contests in 2014, helping the offense rank No. 1 in the league in scoring (30.4 ppg) and No. 9 in the NFL in sacks allowed with 30, the fewest given up by Green Bay in a season since '07.

• Opened the final 12 games of 2010 and the entire postseason at RT

after taking over for injured veteran Mark Tauscher (shoulder), the most regular-season starts by a Packers rookie tackle since Tauscher's 14 in 2000, and was named to the *Pro Football Weekly*/PFWA All-Rookie team.

2017 SEASON: Has started at RT in the three games he has appeared in.

►**Vs. Seattle (Sept. 10):** Inactive (ankle).

►**At Atlanta (Sept. 17):** Inactive (ankle).

►**Vs. Cincinnati (Sept. 24):** Started and played 47 snaps before reinjuring his ankle and leaving the game in the fourth quarter...Protected QB Aaron Rodgers as he posted his franchise-record fifth consecutive 300-yard passing game with 313 yards and three TDs with one INT on 28-of-42 passing for a 102.6 passer rating.

►**Vs. Chicago (Sept. 28):** Inactive (ankle).

►**At Dallas (Oct. 8):** Returned to the starting lineup and played all 60 snaps...Helped the offense rack up a season-high 160 rushing yards on 25 carries (6.4 avg.), highlighted by a 125-yard effort from rookie RB Aaron Jones on 19 attempts (6.6 avg.)...It marked just the second time in the past 14 seasons (Week 15 at Chicago in 2016) that the Packers rushed for 160-plus yards on 25 or fewer carries...Also helped protect Rodgers as he threw three TD passes, his third straight game with three-plus TD passes.

►**At Minnesota (Oct. 15):** Started and played 28 snaps, but was sidelined in the second half due to a concussion.

42 Morgan Burnett, S, 8th Year, Georgia Tech

• Has started 102 games (including playoffs) since the start of 2011.

• Has recorded 90-plus tackles in five of the past six seasons, falling short of that mark in 2015 when he missed five games due to a calf injury.

• Set a career high with three sacks in 2016 (No. 2 in the NFL among safeties, Giants S Landon Collins, four). Ranks No. 3 among Green Bay safeties (since 1982) in career sacks (7.5), according to STATS, trailing LeRoy Butler (20.5) and Mark Murphy (11.0).

• Recorded his fourth straight 100-tackle season in 2014 with a team-high 125 tackles (99 solo). Was the only Packer to surpass 100 tackles each season from 2011-14.

2017 SEASON: Has started all five games he has appeared in, opening two at SS, one at inside LB and one at slot corner, and has posted 28 tackles (23 solo) and five passes defended (No. 1 on the team)...Ranks No. 2 on the team in tackles.

►**Vs. Seattle (Sept. 10):** Started at SS and played all 49 snaps, seeing significant time at ILB, and recorded five tackles (three solo) and three passes defended, matching his career high (four previous times)...With the Packers leading, 17-6, in the fourth quarter, got his right hand in to deflect QB Russell Wilson's pass over the middle intended for TE Jimmy Graham on third down, forcing Seattle to settle for a FG...Helped limit Wilson to a 69.7 passer rating as he completed just 14 of 27 passes for 158 yards with no TDs.

►**At Atlanta (Sept. 17):** Started at ILB with the defense opening in its "Nitro" package, and was one of two players (S Ha Ha Clinton-Dix) to play all 58 snaps...Registered four tackles (all solo) and a pass defended...Late in the first half, got his right hand in to break up a QB Matt Ryan pass intended for WR Julio Jones near the marker on third-and-9, forcing the Falcons to punt.

►**Vs. Cincinnati (Sept. 24):** Started as the slot CB and played all 61 snaps, finishing with three tackles (two solo), including a tackle for a loss... On a third-and-1 late in the fourth quarter with the Bengals leading, 21-17, tackled QB Andy Dalton for a 1-yard loss after RB Joe Mixon slipped in the backfield, forcing the Bengals to settle for a FG and keep the Packers within one score.

►**Vs. Chicago (Sept. 28):** Started at SS and was the lone defensive player to appear on all 65 snaps...Led the team with 10 tackles (nine solo) and added a QB hit...Late in the second quarter, came up to bring down RB Jordan Howard for a 2-yard loss on a run to the left.

►**At Dallas (Oct. 8):** Started at SS and played 47 of 74 snaps, leaving the game early in the fourth quarter due to a hamstring injury...Registered six tackles (five solo) and pass defended before exiting the game.

►**At Minnesota (Oct. 15):** Inactive (hamstring).

6 Joe Callahan, QB, 2nd Year, Wesley

• Was inactive as the third QB for five games (Weeks 1-3, 5, 16-17) and all three playoff contests for the Packers as a rookie last season.

• Spent time on the active rosters of the New Orleans Saints and Cleveland Browns last season.

• Originally signed by Green Bay as an undrafted free agent on May 6, 2016.

2017 SEASON: Was signed to the active roster from the practice squad on Oct. 16...Spent the first six games on Green Bay's practice squad.

97 Kenny Clark, DT, 2nd Year, UCLA

• Played in all 16 games with two starts as a rookie in 2016 and registered 33 tackles (14 solo), two tackles for a loss, four QB pressures, three QB hits, two fumble recoveries and two passes defended.

• Became the youngest player to appear in a season opener for the Packers since Arnie Herber (20 years old) in 1930.

• Appeared in all three postseason contests and recorded nine tackles (five solo), including a tackle for a loss, a team-high five QB pressures and a QB hit.

2017 SEASON: Has started all six games and has posted 30 tackles (14 solo), three tackles for a loss, a forced fumble, three QB hits, three QB pressures and a pass defended...Leads the Green Bay defensive line in tackles.

►**Vs. Seattle (Sept. 10):** Started and played 37 snaps, recording four tackles (one solo), a QB hit and a pass defended...On Seattle's second series, got his left hand up to bat down a QB Russell Wilson pass on third down to force a three-and-out.

►**At Atlanta (Sept. 17):** Started and played 47 of 58 snaps, finishing with three tackles (two solo) and a QB pressure.

►**Vs. Cincinnati (Sept. 24):** Started and appeared on 43 of 61 snaps, finishing with six tackles (three solo), including two tackles for a loss... Early in the third quarter, fought off a block from T Cedric Ogbuehi to bring down RB Joe Mixon for a 1-yard loss on a run.

►**Vs. Chicago (Sept. 28):** Started and played 46 of 65 snaps, recording three tackles (one solo) a QB pressure and a QB hit.

►**At Dallas (Oct. 8):** Started and appeared on 51 plays, finishing with four tackles (two solo).

►**At Minnesota (Oct. 15):** Started and played 55 snaps, registering a career-high 10 tackles (five solo), a tackle for a loss, a forced fumble, a QB pressure and a QB hit...Early in the second quarter, fought off a double-team from C Pat Elflein and G Jeremiah Sirles as he went low to punch the ball out from RB Jerick McKinnon, the first forced fumble of his career... The fumble was scooped up by LB Clay Matthews at the Green Bay 19 and returned down the sideline 63 yards to the Minnesota 18, helping to set up a TD pass from QB Brett Hundley to WR Davante Adams three plays later... Early in the third quarter, blew by Sirles to get into the backfield and tackle RB Latavius Murray for a 1-yard loss.

21 Ha Ha Clinton-Dix, S, 4th Year, Alabama

• Was named to his first career Pro Bowl and earned second-team All-Pro recognition from *The Associated Press* and All-NFC honors from the PFWA in 2016 after leading the team with a career-high five interceptions (tied for No. 5 in the NFL and No. 2 among safeties).

• Set a career high with a team-leading 117 tackles (97 solo) in 2015. Also recorded a career-best three sacks, the most by a Green Bay safety in a season since Mark Roman had 3½ in 2004.

• Played in all 16 games in 2014, starting the final 10 (nine at FS, one at SS). It was the most starts by a Green Bay rookie safety since Nick Collins opened all 16 in 2005.

• Ranked No. 2 on the team in tackles with 95 (73 solo) and was named to the PFWA's All-Rookie team.

2017 SEASON: Has started all six games and has recorded 30 tackles (28 solo), an interception and four passes defended...Is tied for No. 2 on the team in tackles.

►**Vs. Seattle (Sept. 10):** Started at FS and played all 49 snaps, finishing with four tackles (all solo) and a pass defended...Drilled WR Amara Darboh near the pylon to break up a pass from QB Russell Wilson midway through the fourth quarter...Helped limit Wilson to a 69.7 passer rating as

he completed just 14 of 27 passes for 158 yards with no TDs.

►**At Atlanta (Sept. 17):** Started at FS and played all 58 snaps, joining S Morgan Burnett as the only players on Green Bay's defense to do so... Posted a team-high six tackles (five solo).

►**Vs. Cincinnati (Sept. 24):** Started at FS and appeared on all 61 snaps, recording three tackles (all solo).

►**Vs. Chicago (Sept. 28):** Started at FS and played 60 of 65 snaps, finishing with eight tackles (all solo), a tackle for a loss and an interception...In the second quarter, posted his first interception of the season when he picked off a QB Mike Glennon pass that sailed over the head of WR Markus Wheaton, making the INT at the Green Bay 37 and returning it 3 yards...On the opening play of the second half, fought off a block from WR Joshua Bellamy to get into the backfield and bring down RB Jordan Howard for a 1-yard loss.

►**At Dallas (Oct. 8):** Started at FS and played all 74 snaps, the lone defensive player to do so, and posted five tackles (four solo).

►**At Minnesota (Oct. 15):** Started at FS and appeared on all 77 plays, the only defensive player to do so, and registered four tackles (all solo) and two passes defended...On Minnesota's opening drive of the second half, broke up a third-down pass over the middle intended for TE Kyle Rudolph, forcing the Vikings to settle for a field goal.

18 Randall Cobb, WR, 7th Year, Kentucky

• Caught 230 passes for 2,726 yards (11.9 avg.) and 22 TDs over the past three seasons (2014-16), one of only seven players in the NFL with 225-plus receptions, 2,500-plus receiving yards and 22-plus TD catches since 2014.

• Ranks No. 9 in franchise history in receptions (392), No. 13 in receiving yards (4,734) and No. 13 in TD catches (36).

• Started all 16 games in 2014 and posted career highs in catches (91), receiving yards (1,287) and receiving TDs (12) on the way to earning his first career Pro Bowl selection (injury replacement for WR Dez Bryant).

• Set a franchise single-season record with a league-high 2,342 combined net yards in 2012, topping the previous team mark of 2,250 yards by RB Ahman Green in 2003.

• With 954 receiving yards and 964 kickoff return yards in 2012, is the only player in NFL history to post 900-plus yards in each category in the same season.

2017 SEASON: Has started all five games he has appeared in and has 26 receptions for 246 yards (9.5 avg.) and a TD...Also has one carry for 10 yards.

►**Vs. Seattle (Sept. 10):** Started and played 63 snaps, leading the offense with nine receptions for 85 yards (9.4 avg.)...Posted a 29-yard reception in the first quarter on a third-and-2, coming out of the slot and across the field to make the short catch and take it to the Seattle 32.

►**At Atlanta (Sept. 17):** Started and played 54 snaps, departing the game in the fourth quarter due to a shoulder injury...Posted six receptions for 60 yards (10.0 avg.), including an 18-yard grab early in the third quarter when he caught a quick pass in the flat and made CB Brian Poole and LB Deion Jones miss as he picked up extra yardage...Added a 10-yard run on Green Bay's opening series, picking up a third-and-4 on an end-around to keep the TD drive alive.

►**Vs. Cincinnati (Sept. 24):** Inactive (chest).

►**Vs. Chicago (Sept. 28):** Started and played 33 snaps, recording four catches for 44 yards (11.0 avg.) and a TD...Following a Green Bay takeaway in the first quarter that gave the Packers the ball at the Chicago 3, made an outside move on DB Bryce Callahan to create separation as he went inside to catch a 2-yard TD pass from QB Aaron Rodgers...Late in the third quarter, made an out-and-up move and then made a leaping 26-yard reception down the sideline over Bears CB Kyle Fuller to the Chicago 12, setting up an 8-yard TD reception by WR Jordy Nelson three plays later.

►**At Dallas (Oct. 8):** Started and played 47 of 60 snaps, finishing with four receptions for 29 yards (7.3 avg.).

►**At Minnesota (Oct. 15):** Started and played 53 snaps, posting three catches for 28 yards (9.3 avg.).

2 Mason Crosby, K, 11th Year, Colorado

• With 1,300 career points, ranks No. 1 on the all-time franchise scoring list, having surpassed K Ryan Longwell (1,054) in 2015 in Week 2.

• Has registered a franchise-record 10 straight 100-point seasons, one of only three players in NFL history to register 100-plus points in 10 or more consecutive seasons (Jason Elam, 16, 1993-2008; Adam Vinatieri, 13, 1996-2008).

• Ranks No. 2 in NFL history for the most points by a player in his first 10 seasons (1,267, 2007-16), trailing only Patriots K Stephen Gostkowski (1,330, 2006-2015).

• Is the all-time franchise leader in field goals (268), 50-yard field goals (28) and extra points (496).

• Has kicked the seven longest field goals in franchise history (58-yarder in 2011, two 57-yarders in 2013, 56-yarders in 2010, 2011 and 2015, 55-yarder in 2014).

• Has not missed a game in his career, playing in 165 straight contests in the regular season, the fifth-longest streak in franchise history.

• Set a franchise record with 23 consecutive field goals made (2010-11), topping Chris Jaffe's mark of 17 straight in 1993.

2017 SEASON: Has made all six of his field-goal attempts and 15 of 17 extra points...Has posted 21 touchbacks on 31 kickoffs (67.7 percent).

►**Vs. Seattle (Sept. 10):** Connected on his lone FG attempt of the day, a 40-yarder midway through the fourth quarter that gave the Packers a two-score lead (17-6).

►**At Atlanta (Sept. 17):** Drilled a 28-yard FG in the third quarter and made both of his extra-point attempts...Posted three touchbacks on five kickoffs.

►**Vs. Cincinnati (Sept. 24):** Connected on a game-winning 27-yard FG with 6:22 remaining in overtime, his second game-winning kick in his last six regular-season games (Week 15 at Chicago, 2016)...Also made a 28-yarder early in the fourth quarter and posted a season-high five touchbacks on kickoffs.

►**Vs. Chicago (Sept. 28):** Did not have any FG attempts, but made all five of his extra points and posted four touchbacks on six kickoffs.

►**At Dallas (Oct. 8):** Made his lone FG attempt of the game, a 22-yarder early in the second half, and recorded a season-high six touchbacks on seven kickoffs.

►**At Minnesota (Oct. 15):** Made his lone FG attempt of the afternoon, a 26-yarder late in the first half, and his only extra point...Posted two touchbacks on three kickoffs.

76 Mike Daniels, DT, 6th Year, Iowa

• Named an alternate for the Pro Bowl for the second consecutive season in 2016. Led the defensive line with four sacks, finished No. 3 on the team with 14 QB hits and was tied for No. 2 on the team in both pressures (14) and tackles for a loss (nine).

• Has started every regular season and postseason game for Green Bay since the start of the 2014 season. Played the most defensive snaps among Packers defensive linemen in each of the past three seasons (2014-16).

• According to STATS, his 23.5 career sacks rank No. 3 (since 1982) among Green Bay defensive tackles (Cullen Jenkins, 29/Santana Dotson, 26).

• According to STATS, he is one of four NFL defensive tackles (Gerald McCoy, Jurrell Casey, Ndamukong Suh) to register four-plus sacks in each of the last four seasons (2013-16).

2017 SEASON: Has started all four games he has appeared in and has registered 21 tackles (12 solo), four tackles for a loss, 1.5 sacks, a forced fumble, six QB hits and two QB pressures.

►**Vs. Seattle (Sept. 10):** Started and played 38 snaps, tying for the team lead with nine tackles (seven solo), three tackles for a loss, 1.5 sacks, a forced fumble, two QB pressures and two QB hits...Midway through the second quarter, tossed aside C Justin Britt on third down to get to QB Russell Wilson as he put a hit on him and hurried his deep throw to WR Tyler Lockett that went incomplete as the Seahawks were forced to punt... Beat G Mark Glowinski on Seattle's opening play of the second half as he teamed with LB Nick Perry to sack Wilson for a 10-yard loss...Two plays later, shed a block from G Luke Joeckel and sacked Wilson again, punching the ball out with his left hand as LB Kyler Fackrell recovered the fumble at

the Seattle 6, a turnover that resulted in a RB Ty Montgomery TD run on the next play...Midway through the third quarter, brought down RB Eddie Lacy for a 3-yard loss on a first-down run...On third-and-goal at the Green Bay 3 late in the third quarter, pressured Wilson to force an overthrow in the back of the end zone on a pass intended for TE Jimmy Graham, forcing Seattle to settle for a FG.

►**At Atlanta (Sept. 17):** Started, but sustained a hamstring injury on the opening drive that would sideline him for the remainder of the evening... Was limited to just seven snaps.

►**Vs. Cincinnati (Sept. 24):** Inactive (hip), the first game he had missed in his career due to injury, snapping a streak of 77 consecutive regular-season games played.

►**Vs. Chicago (Sept. 28):** Inactive (hip).

►**At Dallas (Oct. 8):** Returned to the starting lineup, appearing on 51 plays...Led the defensive line with six tackles (three solo).

►**At Minnesota (Oct. 15):** Started and played 53 snaps, posting six tackles (two solo), a tackle for a loss and a team-high four QB hits... Brought down RB Jerick McKinnon for a 1-yard loss on a second-quarter run.

11 Trevor Davis, WR, 2nd Year, California

• Played in 11 games as a rookie in 2016, seeing time on offense and special teams. Had three catches for 24 yards (8.0 avg.) and a TD, nine punt returns for 115 yards (12.8 avg.), and three kickoff returns for 64 yards (21.3 avg.).

• Caught three passes for 24 yards (8.0 avg.) and a TD and posted a 55-yard punt return last season at Atlanta in Week 8, the longest punt return by a Packer since DB Micah Hyde's 55-yarder for a TD vs. Detroit on Dec. 28, 2014.

2017 SEASON: Has played in all six games and has returned nine punts for 83 yards (9.2 avg.) with nine fair catches...Has returned two kickoffs for 55 yards (27.5 avg.)...Has added a tackle on special teams...Also has a 9-yard reception.

►**Vs. Seattle (Sept. 10):** Returned two punts for 0 yards with one fair catch and also saw limited action (six snaps) on offense.

►**At Atlanta (Sept. 17):** Posted a 9-yard catch and had three fair catches as the punt returner.

►**Vs. Cincinnati (Sept. 24):** Returned five punts for 70 yards (14.0 avg.), including a 33-yard return in the first quarter out to the Green Bay 40.

►**Vs. Chicago (Sept. 28):** Had a 5-yard punt return and two fair catches.

►**At Dallas (Oct. 8):** Appeared on one play as the punt returner, but the punt was downed by the Cowboys.

►**At Minnesota (Oct. 15):** Had an 8-yard punt return and returned two kickoffs for 55 yards (27.5 avg.)...Posted a tackle on special teams, bringing down WR Stefon Coley at the Minnesota 16 for just a 19-yard kickoff return in the second quarter.

91 Quinton Dial, DT, 5th Year, Alabama

• Played in 46 games with 32 starts over four seasons with the San Francisco 49ers (2013-16), recording 175 tackles (108 solo), 4.5 sacks and four passes defended.

• After appearing mostly in a reserve role in his first two seasons in the league, started 26 of 29 games played in 2015-16.

2017 SEASON: Has played in five games with one start and has posted 15 tackles (eight solo), including a tackle for a loss, two QB pressures and a pass defended.

►**Vs. Seattle (Sept. 10):** Inactive (healthy scratch).

►**At Atlanta (Sept. 17):** Made his Green Bay debut, appearing on 33 snaps and posting three tackles (all solo) and a QB pressure...Saw increased time with DT Mike Daniels (hamstring) exiting the game on the first series...Early in the second quarter, shed a block from G Wes Schweitzer on his way to bringing down RB Tevin Coleman for a 2-yard loss.

►**Vs. Cincinnati (Sept. 24):** Appeared on 18 plays on defense and posted three tackles (one solo)...Also saw 10 snaps on special teams.

►**Vs. Chicago (Sept. 28):** Made his first start in a Green Bay uniform, opening at DT in place of Daniels (hip), and played 33 snaps...Registered

a season-high five tackles (four solo) and a pass defended, getting a hand on a QB Mike Glennon pass early in the third quarter.

►**At Dallas (Oct. 8):** Played 27 snaps on defense and recorded an assisted tackle.

►**At Minnesota (Oct. 15):** Appeared on 21 plays on defense and posted three tackles (all assisted) and a QB pressure.

73 Jahri Evans, G, 12th Year, Bloomsburg

• Has been selected to six Pro Bowls (2009-14) and has been named first-team All-Pro by *The Associated Press* four times (2009-12) during his career. Is tied with Ravens G Marshal Yanda for the most Pro Bowl appearances by an NFL guard since '09.

• Has started all 175 games he has played in since entering the league in 2006, the most games played by an active NFL offensive lineman over that span.

• Helped the Saints finish in the top six in the league in total offense in all 11 of his seasons in New Orleans (2006-16), including six No. 1 rankings (2006, 2008-09, 2011, 2014, 2016).

• Has started all 16 contests in nine of his 11 seasons in the league, missing just seven career games due to injury.

2017 SEASON: Has started all six games at RG...Has helped the offense rank No. 1 in red-zone scoring (72.7 percent), tied for No. 4 in first downs (128), No. 7 in third-down conversions (43.2 percent) and No. 10 in scoring (24.5 ppg).

►**Vs. Seattle (Sept. 10):** Started at RG and played all 82 snaps, helping the offense rack up 26 first downs, the top mark by the Packers in a season opener since 2002 (29 vs. Atlanta), and a 39:13 time of possession, the best mark by Green Bay since Week 7 last season vs. Chicago (39:36)... Helped protect QB Aaron Rodgers as he threw for 311 yards and a TD on 28-of-42 passing.

►**At Atlanta (Sept. 17):** Started at RG and played all 76 snaps, helping to protect Rodgers as he threw for 343 yards and two TDs on 33-of-50 passing.

►**Vs. Cincinnati (Sept. 24):** Started at RG and played all 70 snaps, helping to block for Rodgers as he posted his franchise-record fifth consecutive 300-yard passing game with 313 yards and three TDs with one INT on 28-of-42 passing for a 102.6 passer rating.

►**Vs. Chicago (Sept. 28):** Started at RG and played all 55 snaps, helping to block for Rodgers as he threw a season-high four TD passes on 18-of-26 passing for 179 yards.

►**At Dallas (Oct. 8):** Started at RG and played all 60 snaps, helping the offense rack up a season-high 160 rushing yards on 25 carries (6.4 avg.), highlighted by a 125-yard effort from rookie RB Aaron Jones on 19 attempts (6.6 avg.)...It marked just the second time in the past 14 seasons (Week 15 at Chicago in 2016) that the Packers rushed for 160-plus yards on 25 or fewer carries...Also helped protect Rodgers as he threw three TD passes, his third straight game with three-plus TD passes.

►**At Minnesota (Oct. 15):** Started at RG and played all 66 snaps, one of only two offensive linemen to appear on every play (C Corey Linsley).

25 Marwin Evans, S, 2nd Year, Utah State

• One of five rookie free agents to make Green Bay's Week 1 roster in 2016.

• Joined S Kentrell Brice as the only 2016 rookie free agents to play in all 16 regular-season games and three postseason contests for the Packers.

• Saw time primarily on special teams as a rookie and was tied for No. 2 on the team with nine tackles during the regular season.

2017 SEASON: Has played in all six games with one start, seeing time on defense and special teams...Has posted six tackles on defense (all solo) and leads the team with four tackles on special teams.

►**Vs. Seattle (Sept. 10):** Played 19 snaps on special teams and recorded a tackle.

►**At Atlanta (Sept. 17):** Appeared on 19 plays on special teams, posting a tackle.

►**Vs. Cincinnati (Sept. 24):** Started his first career game, opening at SS with S Morgan Burnett starting as the slot corner...Registered a career-high five tackles (all solo) on defense and added a tackle on special teams.

►**Vs. Chicago (Sept. 28):** Appeared on eight plays on defense and 18 on special teams...Posted a tackle on special teams for the fourth straight game.

► **At Dallas (Oct. 8):** Played 17 snaps on special teams and three on defense.

► **At Minnesota (Oct. 15):** Appeared on 15 plays on defense and 19 on special teams...Registered a solo tackle on defense.

51 Kyler Fackrell, LB, 2nd Year, Utah State

- Played in 13 games as a rookie, seeing time on defense and special teams. Was tied for No. 2 on the team with nine tackles on special teams.
- Recorded nine tackles (all solo), two sacks, a forced fumble, six QB pressures, a QB hit and a pass defended in the 2016 regular season.
- Posted sacks in back-to-back games in 2016, vs. Detroit and vs. the N.Y. Giants.

2017 SEASON: Has played in all six games, seeing time on defense and special teams...Has posted five tackles (two solo), a tackle for a loss, a fumble recovery, four QB hits and nine QB pressures (No. 2 on the team).

► **Vs. Seattle (Sept. 10):** Played 12 snaps on defense and 21 on special teams...Registered a QB pressure, a QB hit and the first fumble recovery of his career...On third down on Seattle's opening series of the second half, fought off a block from G Mark Glowinski to recover a QB Russell Wilson fumble after DT Mike Daniels stripped Wilson on the sack...The recovery at the Seattle 6 set up RB Ty Montgomery's TD run on the next play, giving the Packers a 7-3 lead they would never relinquish.

► **At Atlanta (Sept. 17):** Played a team-high 28 snaps on special teams and 19 on defense...Registered an assisted tackle, a QB hit and a pressure.

► **Vs. Cincinnati (Sept. 24):** Appeared on 41 plays on defense and posted two assisted tackles, a team-high five QB pressures and two QB hits...Also played a team-high 29 snaps on special teams.

► **Vs. Chicago (Sept. 28):** Played 24 snaps on defense and registered a solo tackle.

► **At Dallas (Oct. 8):** Appeared on 25 plays on defense and 22 on special teams...Posted a QB pressure.

► **At Minnesota (Oct. 15):** Played 31 snaps on defense and a team-high 24 on special teams...Early in the fourth quarter, fought off a block from T Mike Remmers to tackle RB Jerick McKinnon for a 2-yard loss...Added a QB pressure.

28 Josh Hawkins, CB, 2nd Year, East Carolina

• Was one of four 2016 undrafted free agents to play 10-plus games for the Packers as rookies.

• Saw action in 11 games in 2016, posting a pass defended on defense and four tackles on special teams.

• Appeared in all three postseason games and recorded a tackle on special teams.

2017 SEASON: Has played in five games with one start, seeing action on defense and special teams...Has registered nine tackles (seven solo) and four passes defended (No. 2 on the team).

► **Vs. Seattle (Sept. 10):** Inactive (healthy scratch).

► **At Atlanta (Sept. 17):** Appeared on four plays on special teams and one on defense.

► **Vs. Cincinnati (Sept. 24):** Played nine snaps on defense and 13 on special teams.

► **Vs. Chicago (Sept. 28):** Appeared on a career-high 40 plays on defense, recording seven tackles (five solo) and a career-best three passes defended...Broke up two passes on Chicago's opening drive of the second half, the first one a short pass from QB Mike Glennon to WR Markus Wheaton and the second a pass down the seam to WR Deonte Thompson on third down that forced the Bears to settle for a FG attempt that missed wide right by K Connor Barth...His third PD of the night came midway through the fourth quarter when he made a leaping breakup of a pass from Glennon intended for Thompson in the end zone.

► **At Dallas (Oct. 8):** Played 25 snaps on defense and nine on special teams...Got in front of WR Dez Bryant in the third quarter to break up a pass from QB Dak Prescott...Added two solo tackles.

► **At Minnesota (Oct. 15):** Made his first NFL start, opening the game at RCB with starting CBs Davon House (quadricep) and Kevin King (concussion) both sidelined...Led the secondary with a career-high nine tackles (eight solo) and added his first career forced fumble...Forced a fumble by WR Adam Thielen early in the third quarter after a short catch, a fumble

that went out of bounds at the Minnesota 35.

31 Davon House, CB, 7th Year, New Mexico State

• Spent the 2015-16 seasons with the Jacksonville Jaguars, starting 19 of 32 games played. In his first season in Jacksonville, set a franchise single-season record with 23 passes defended, ranking No. 3 in the NFL.

• In 2015, set career highs in starts (15), tackles (60), solo tackles (49), passes defended (23) and interceptions (four).

• Despite missing three regular-season games with a shoulder injury in 2014, his 11 passes defended tied for No. 4 on the Packers.

• After seeing action in two games as a rookie (2011), appeared in 25 games for Green Bay between 2012-13, starting five games in each season.

2017 SEASON: Has started all three games he has appeared in at LCB and has registered nine tackles (six solo) and a pass defended.

► **Vs. Seattle (Sept. 10):** Started at LCB and played all 49 snaps, finishing with two tackles (one solo) and a tackle for a loss...On Seattle's first possession, fought off a block from TE Jimmy Graham to come up and tackle WR Doug Baldwin for a 3-yard loss on a lateral...Helped limit QB Russell Wilson to a 69.7 passer rating as he completed just 14 of 27 passes for 158 yards with no TDs.

► **At Atlanta (Sept. 17):** Started at LCB and played 49 of 58 snaps, departing the game in the fourth quarter due to a quadricep injury...Posted three tackles (all solo).

► **Vs. Cincinnati (Sept. 24):** Inactive (quadricep).

► **Vs. Chicago (Sept. 28):** Inactive (quadricep).

► **At Dallas (Oct. 8):** Started at LCB and appeared on 58 of 74 plays, finishing with four tackles (two solo) and a pass defended.

► **At Minnesota (Oct. 15):** Inactive (quadricep).

7 Brett Hundley, QB, 3rd Year, UCLA

• Played in four regular-season games last season, completing 2 of 10 passes for 17 yards, and served as the No. 2 QB for the other 12 contests. Also saw action in one playoff game.

• Served as the No. 3 QB behind Aaron Rodgers and Scott Tolzien as a rookie in 2015 and was inactive for all 16 regular-season games and both playoff contests.

• Led the NFL with 630 passing yards in the 2015 preseason, completing 45 of 65 passes (69.2 percent) for seven TDs with one INT for a 129.6 passer rating (No. 3 in the NFL).

2017 SEASON: Has served as the No. 2 QB for all six games and has seen action in two contests.

► **Vs. Chicago (Sept. 28):** Saw his first action of the season, taking over for QB Aaron Rodgers with just over six minutes remaining and the Packers holding a 35-14 lead...Played three snaps and completed one pass to TE Lance Kendricks for no gain.

► **At Minnesota (Oct. 15):** Saw the most significant action of his career, coming in for an injured Rodgers (collarbone) on Green Bay's second series...Took 58 of 66 snaps, throwing for 157 yards and a TD with three INTs on 18-of-33 passing (54.5 percent)...Threw his first career TD pass, finding WR Davante Adams for a 14-yard TD on third down early in the second quarter...Stepped up in the pocket to avoid pressure and found a wide-open Adams near the Minnesota 5 before he took it in for the score...Late in the first half, connected with WR Jordy Nelson on a back-shoulder throw for 26 yards on third-and-6 to the Minnesota 8, setting up a Mason Crosby FG...Late in the fourth quarter, avoided pressure as he rolled to his left, finding Adams down the sideline for a 19-yard gain.

83 Jeff Janis, WR, 4th Year, Saginaw Valley State

• Played in all 16 games for the second straight season in 2016 and was one of only two players on the team (FB Aaron Ripkowski) to register both a rushing TD and a receiving TD.

• Posted a career-high 11 receptions for a career-best 93 yards (8.5 avg.) and a TD in '16.

• Recorded 20 tackles on special teams over the past two seasons, including a career-high 15 stops in 2015.

• Has registered a 26.3-yard average on 20 career kickoff returns, the fifth-best mark by a Packer with 20-plus returns.

2017 SEASON: Has played in all six games, seeing time primarily on

special teams...Has served as the primary kickoff returner, but has just two returns for 28 yards (14.0 avg.)...Has posted three tackles on special teams (tied for No. 2 on the team).

►**Vs. Seattle (Sept. 10):** Played 19 snaps on special teams and three on offense...Served as the kickoff returner, but did not have any returns...Posted a tackle on special teams.

►**At Atlanta (Sept. 17):** Appeared on 19 plays on special teams and one on offense.

►**Vs. Cincinnati (Sept. 24):** Posted a tackle on special teams.

►**Vs. Chicago (Sept. 28):** Served as the kickoff returner and played one snap on offense.

►**At Dallas (Oct. 8):** Posted his first kickoff return of the season, a 17-yarder in the fourth quarter...Early in the fourth quarter, tackled WR Ryan Switzer for a 1-yard loss at the Dallas 12 on Justin Vogel's 59-yard punt.

►**At Minnesota (Oct. 15):** Had one kickoff return for 11 yards.

99 Ricky Jean Francois, DT, 9th Year, Louisiana State

• Played in 109 games with 35 starts during his first eight seasons, appearing in all 16 contests in six of those seasons. Recorded 236 tackles (128 solo), 12 sacks, nine passes defended, a forced fumble and a fumble recovery.

• After four seasons with the San Francisco 49ers (2009-12), who selected him in the seventh round (244th overall), he played two years with the Indianapolis Colts (2013-14) and two seasons with the Washington Redskins (2015-16).

• From 2011-15, he played for five consecutive division winners (2011-12 49ers, 2013-14 Colts, 2015 Redskins).

2017 SEASON: Has played in five games, seeing limited action on defense, and has posted three tackles (one solo), including a tackle for a loss...Was released by the team on Sept. 13, but was re-signed on Sept. 21.

►**Vs. Seattle (Sept. 10):** Appeared on six plays on defense.

►**At Atlanta (Sept. 17):** Was not with the team.

►**Vs. Cincinnati (Sept. 24):** Played 12 snaps on defense.

►**Vs. Chicago (Sept. 28):** Appeared on 23 plays and registered an assisted tackle.

►**At Dallas (Oct. 8):** Played seven snaps on defense and posted an assisted tackle.

►**At Minnesota (Oct. 15):** Appeared on seven plays on defense and posted a tackle for a loss.

74 Ulrich John, T, 4th Year, Georgia State

• Started three games at RT for the Arizona Cardinals in 2016 before suffering a season-ending shoulder injury. Was on Arizona's practice squad for the first three games this season before signing with Green Bay.

• Entered the league as a seventh-round draft choice (232nd overall) with the Indianapolis Colts in 2014. Was on injured reserve with the Colts as a rookie in 2014 and spent time on their practice squad in 2015 before signing with Miami in November, appearing in two games for the Dolphins that season.

2017 SEASON: Has played in one game...Dressed, but did not play, in two others...Was signed to Green Bay's 53-man roster from Arizona's practice squad on Sept. 26.

►**Vs. Chicago (Sept. 28):** Dressed, but did not play.

►**At Dallas (Oct. 8):** Dressed, but did not see any action.

►**At Minnesota (Oct. 15):** Played the final 32 snaps of the game at RT, taking over for an injured Bryan Bulaga (concussion) after Justin McCray moved over to LT for an injured David Bakhtiari (hamstring).

33 Aaron Jones, RB, Rookie, Texas-El Paso

• Finished his career at UTEP ranked No. 1 in rushing yards (4,114) and 100-yard rushing games (17), No. 2 in rushing touchdowns (33) and all-purpose yards (4,760), and No. 3 in rushing attempts (658) and points (240).

• Ranked No. 4 in the country with 1,773 rushing yards in 2016, a total that also set the single-season school record at Texas-El Paso, and ranked No. 3 in the nation in rushing yards per game (147.8).

• Averaged 7.7 yards on 229 carries last season, the best mark in the coun-

try among players with 150-plus rushing attempts in 2016.

2017 SEASON: Has played in five games with one start...Has posted a team-high 215 rushing yards and two TDs on 45 carries (4.8 avg.)...Has added a tackle on special teams.

►**Vs. Seattle (Sept. 10):** Inactive (healthy scratch).

►**At Atlanta (Sept. 17):** Made his NFL debut, appearing on eight plays on special teams.

►**Vs. Cincinnati (Sept. 24):** Played 12 snaps on special teams.

►**Vs. Chicago (Sept. 28):** Saw the most significant action of his career with injuries to RBs Ty Montgomery and Jamaal Williams, appearing on 30 plays and rushing for 49 yards and a TD on 13 carries (3.8 avg.)...Following a 58-yard completion from QB Aaron Rodgers to WR Jordy Nelson in the second quarter, took a handoff from Rodgers and scored on a 2-yard run up the middle, his first touchdown in the NFL...Also posted a tackle on special teams.

►**At Dallas (Oct. 8):** With Montgomery (ribs) sidelined, made his first NFL start and rushed for a career-high 125 yards and a TD on 19 carries (6.6 avg.)...Became the first Green Bay rookie to record a 100-yard rushing game in his first career start since Samkon Gado (103 yards at Atlanta, Nov. 13, 2005)...His 19 carries were the fewest by a Green Bay rookie with 125-plus rushing yards in a game...Posted five carries of 10-plus yards and rushed for seven first downs...Late in the first half, made a diving reception near the sideline for a 9-yard gain to the Dallas 7 before taking it up the middle on the next play for a 7-yard TD run, his second straight game with a TD...Midway through the third quarter, had a career-long 22-yard run, first going left before cutting it back to the right as he took it down the middle of the field...On the Packers' game-winning drive, had a key 15-yard run to the Dallas 32, getting out of bounds to stop the clock with 39 seconds remaining.

►**At Minnesota (Oct. 15):** Played 43 snaps and led the team with 41 rushing yards on 13 attempts (3.2 avg.)...Added a 1-yard reception.

27 Josh Jones, S, Rookie, North Carolina State

• Started 32 of 38 games played in three seasons at North Carolina State, finishing each season in the top five on the team in tackles (No. 5 in 2014, No. 3 in 2015 and No. 1 in 2016).

• Named honorable mention All-ACC as a junior after ranking No. 9 in the ACC with a career-best 109 tackles (62 solo). Was the first Wolfpack player since 2013 to eclipse the 100-tackle mark.

• As a redshirt freshman in 2014, recorded a career-best four interceptions that he returned for a career-high 37 yards. Ranked No. 2 in the ACC in interceptions among all players and No. 4 nationally among freshmen.

2017 SEASON: Has played in all six games with one start (inside LB) and has posted 23 tackles (21 solo), four tackles for a loss, two sacks, two QB pressures, two QB hits and a pass defended...Also has registered two tackles on special teams, tied for No. 2 on the team.

►**Vs. Seattle (Sept. 10):** Played 21 snaps on special teams, tied with LB Kyler Fackrell for the most on the team, and posted a tackle.

►**At Atlanta (Sept. 17):** Saw the first action of his career on defense, appearing on 29 plays with S Kentrell Brice departing late in the second quarter due to a groin injury...Brought down RB Devonta Freeman for a 1-yard loss on a fourth-quarter run...Also played 25 snaps on special teams and registered a tackle.

►**Vs. Cincinnati (Sept. 24):** Made his first NFL start, opening at inside LB, and posted a career-high 11 tackles (10 solo), three tackles for a loss and two sacks...Became the first rookie defensive back in team history to record two sacks in a game...Midway through the first quarter, came unblocked off the left side to sack QB Andy Dalton for a 6-yard loss on third down to force a Cincinnati punt...In the second quarter, came up from his inside-LB spot to bring down RB Joe Mixon for a 1-yard loss on a run...Late in the third quarter, came off the right side and blew by TE Tyler Kroft to get to Dalton again on third down for an 8-yard sack, forcing the Bengals to settle for a FG attempt by K Randy Bullock that went wide right...On the opening drive of overtime, immediately brought down Kroft after he made a catch in the flat, stopping him for just a 1-yard gain on third-and-6 to force a Cincinnati punt.

►**Vs. Chicago (Sept. 28):** Appeared on 51 of 65 defensive plays and posted five tackles (all solo).

►**At Dallas (Oct. 8):** Played 38 snaps on defense and registered three

tackles (all solo).

►**At Minnesota (Oct. 15):** Appeared on 30 plays on defense and 19 on special teams...Posted a solo tackle, two QB pressures, two QB hits and a pass defended...On the final play of the first half, broke up a Hail Mary pass in the end zone thrown by QB Case Keenum.

84 Lance Kendricks, TE, 7th Year, Wisconsin

- Started a career-high 16 games for the Los Angeles Rams in 2016 and posted a career-best 50 receptions for 499 yards (10.0 avg.) and two TDs, becoming just the fifth tight end in franchise history to register 50-plus catches in a season.

- Registered a career-high seven catches in back-to-back games last season (Weeks 7, 9), the first tight end in Rams history to record seven-plus receptions in consecutive games.

- Posted 17 TD catches during his six seasons with the Rams, the second most by a TE in franchise history behind only Damone Johnson (18, 1986-92).

- Has played in 98 of a possible 101 games during his career, appearing in all 16 contests three times and in 15 games each of the other three seasons.

2017 SEASON: Has played in all six games with one start and has six receptions for 94 yards (15.7 avg.) and a TD...Has added two tackles on special teams.

►**Vs. Seattle (Sept. 10):** Appeared on 21 plays and caught two passes for 18 yards (9.0 avg.).

►**At Atlanta (Sept. 17):** Played 13 snaps on offense and seven on special teams.

►**Vs. Cincinnati (Sept. 24):** Got his first start in a Green Bay uniform, opening the game as the Packers started two tight ends...Caught two passes for 52 yards (26.0 avg.) and a TD...On Green Bay's opening drive of the game, drew a 33-yard pass-interference penalty on CB Adam Jones that gave the Packers the ball at Cincinnati's 27...Capped the drive off with a 1-yard TD catch from QB Aaron Rodgers, his first TD as a Packer, freeing himself from DT Ryan Glasgow to make a wide-open catch in the end zone...On Green Bay's opening play of the second half, came back to make a catch from Rodgers at the Green Bay 43, spinning away from a tackle attempt by CB Dre Kirkpatrick and taking it down the middle of the field for a 51-yard gain to the Cincinnati 24, the second-longest catch of his career.

►**Vs. Chicago (Sept. 28):** Appeared on 18 plays and had one catch for no gain...Added a tackle on special teams, bringing down RB Tarik Cohen for a 2-yard loss on a second-quarter punt return.

►**At Dallas (Oct. 8):** Played 18 snaps on offense and had a 24-yard reception...On Green Bay's opening drive, found an opening down the seam to make a 24-yard grab to the Dallas 12, helping to set up Rodgers' 10-yard TD pass to WR Davante Adams two plays later.

►**At Minnesota (Oct. 15):** Appeared on six plays on offense and 12 on special teams...Brought down CB Marcus Sherels for a 5-yard loss at the Minnesota 18 on a second-quarter punt return.

20 Kevin King, CB, Rookie, Washington

- Started all 14 games at cornerback as a senior in 2016, earning honorable mention All-Pacific-12 recognition as he helped the Huskies to their first conference title since 2000 and their first College Football Playoff berth.

- Led the team with a career-high 15 passes defended in 2016, contributing to a defense that ranked No. 2 in the Pac-12 and No. 22 in the country in passing yards allowed per game (192.6).

- Earned honorable mention All-Pac-12 recognition as a junior in 2015, a season that saw him rank No. 2 on the team with a career-high three interceptions.

2017 SEASON: Has appeared in five games with three starts and has registered 15 tackles (12 solo), a tackle for a loss and three passes defended (tied for No. 3 on the team)...Has posted a tackle on special teams.

►**Vs. Seattle (Sept. 10):** Appeared on six plays on defense and six on special teams...Recorded an assisted tackle and a pass defended in his NFL debut.

►**At Atlanta (Sept. 17):** Saw his most significant action as a pro, appearing on 46 of 58 snaps on defense and recording three tackles (two

solo) and two passes defended...Late in the first half, broke up a QB Matt Ryan pass over the middle intended for WR Julio Jones...Late in the third quarter, came up to bring down RB Tevin Coleman for no gain on a pass in the flat.

►**Vs. Cincinnati (Sept. 24):** Started his first NFL game and played all 61 snaps, opening at RCB with CB Davon House sidelined (quadriceps)...Registered a career-high seven tackles (six solo).

►**Vs. Chicago (Sept. 28):** Started at RCB and played 61 of 65 snaps, finishing with two tackles (both solo)...Added a tackle on special teams.

►**At Dallas (Oct. 8):** Started at RCB, but was forced to leave the game late in the first quarter after sustaining a concussion...On the Cowboys' opening play, came up to drill RB Ezekiel Elliott for a 4-yard loss on a swing pass...Finished with two tackles (both solo) in his limited action.

►**At Minnesota (Oct. 15):** Inactive (concussion).

63 Corey Linsley, C, 4th Year, Ohio State

- Started at center in all 38 contests he has played in during his first three seasons in the NFL (2014-16).

- Part of an offense that averaged 26.8 points per game from 2014-16, No. 2 in the league over that span behind only New England (28.6 ppg).

- Started every game in 2014, becoming the first rookie center to open every game for the Packers since the league went to a 16-game schedule in 1978.

- Was named to the PFWA's All-Rookie team in '14, the first Green Bay center to be honored since its inception in 1974.

2017 SEASON: Has started all six games at C...Has helped the offense rank No. 1 in red-zone scoring (72.7 percent), tied for No. 4 in first downs (128), No. 7 in third-down conversions (43.2 percent) and No. 10 in scoring (24.5 ppg).

►**Vs. Seattle (Sept. 10):** Started at C and played all 82 snaps, helping the offense rack up 26 first downs, the top mark by the Packers in a season opener since 2002 (29 vs. Atlanta), and a 39:13 time of possession, the best mark by Green Bay since Week 7 last season vs. Chicago (39:36)...Helped protect QB Aaron Rodgers as he threw for 311 yards and a TD on 28-of-42 passing.

►**At Atlanta (Sept. 17):** Started at C and played all 76 snaps, helping to protect Rodgers as he threw for 343 yards and two TDs on 33-of-50 passing.

►**Vs. Cincinnati (Sept. 24):** Started at C and played all 70 snaps, helping to block for Rodgers as he posted his franchise-record fifth consecutive 300-yard passing game with 313 yards and three TDs with one INT on 28-of-42 passing for a 102.6 passer rating.

►**Vs. Chicago (Sept. 28):** Started at C and played all 55 snaps, helping to block for Rodgers as he threw a season-high four TD passes on 18-of-26 passing for 179 yards.

►**At Dallas (Oct. 8):** Started at C and played all 60 snaps, helping the offense rack up a season-high 160 rushing yards on 25 carries (6.4 avg.), highlighted by a 125-yard effort from rookie RB Aaron Jones on 19 attempts (6.6 avg.)...It marked just the second time in the past 14 seasons (Week 15 at Chicago in 2016) that the Packers rushed for 160-plus yards on 25 or fewer carries...Also helped protect Rodgers as he threw three TD passes, his third straight game with three-plus TD passes.

►**At Minnesota (Oct. 15):** Started at C and played all 66 snaps, one of only two offensive linemen to appear on every play (G Jahri Evans).

94 Dean Lowry, DE, 2nd Year, Northwestern

- Played in 15 games as a rookie and registered 14 tackles (eight solo), two sacks, three tackles for a loss, nine QB pressures and three QB hits.

- Posted sacks in back-to-back games, recording one in Week 13 vs. Houston and one in Week 14 vs. Seattle.

- Appeared in all three postseason contests and posted two tackles (one solo) and a QB pressure.

2017 SEASON: Has played in all six games with five starts and has registered 10 tackles (four solo), a tackle for a loss, two QB pressures and three QB hits.

►**Vs. Seattle (Sept. 10):** Started and played 15 snaps on defense.

►**At Atlanta (Sept. 17):** Appeared on 34 plays on defense and posted three tackles (all assisted).

► **Vs. Cincinnati (Sept. 24):** Started and played 37 snaps, posting two tackles (both solo), including a tackle for a loss, and a pass defended... Stopped RB Joe Mixon for a 1-yard loss on a run on Cincinnati's opening drive of the game.

► **Vs. Chicago (Sept. 28):** Started and played a season-high 47 snaps, recording an assisted tackle and a QB hit.

► **At Dallas (Oct. 8):** Started and played 29 snaps, posting two tackles (one solo)...Chased down RB Ezekiel Elliott and tackled him near the sideline for no gain on a third-and-1 in the second quarter.

► **At Minnesota (Oct. 15):** Started and appeared on 34 plays, recording two tackles (one solo), two QB pressures and two QB hits.

50 Blake Martinez, LB, 2nd Year, Stanford

• Played in 13 games with nine starts at ILB as a rookie last season and ranked No. 5 on the team with 62 tackles (46 solo), a sack, four tackles for a loss, two QB hits, two QB pressures, an interception and five passes defended.

• Part of a run defense that ranked No. 8 in the league in rushing yards allowed per game (94.7) and No. 7 in runs of 10-plus yards allowed (37) in 2016.

• Appeared in all three postseason games with one start and recorded five tackles (four solo), including a tackle for a loss, and added a tackle on special teams.

2017 SEASON: Has started all six games and has registered a team-high 57 tackles (41 solo), six tackles for a loss (tied for team lead), a sack, a fumble recovery, two QB pressures, two QB hits and four passes defended.

► **Vs. Seattle (Sept. 10):** Started and played 42 of 47 snaps, finishing with five tackles (three solo), including a tackle for a loss...Stopped RB C.J. Prosise for a 1-yard loss on a run late in the second quarter.

► **At Atlanta (Sept. 17):** Started and played 38 snaps, recording five tackles (all solo), a sack and two tackles for a loss...Late in the third quarter, came through untouched to bring down QB Matt Ryan for an 8-yard sack on third-and-4 to force the Falcons to settle for a FG...Late in the fourth quarter, came off the right side to bring down RB Devonta Freeman for a 1-yard loss on a run.

► **Vs. Cincinnati (Sept. 24):** Started and appeared on 47 of 61 snaps, leading the team with 12 tackles (six solo) and a tackle for a loss...On Cincinnati's opening play of overtime, came up to drill RB Joe Mixon for a 2-yard loss.

► **Vs. Chicago (Sept. 28):** Started and played 45 snaps, recording eight tackles (five solo) and the first fumble recovery of his career...On Chicago's second drive of the game, recovered a fumble by QB Mike Glennon at the Green Bay 24.

► **At Dallas (Oct. 8):** Started and played 70 of 74 snaps, leading the team with 13 tackles (10 solo)...Added two QB pressures, two QB hits and a pass defended...Late in the first quarter, fought off a block from FB Keith Smith to get to QB Dak Prescott and break up his pass intended for RB Ezekiel Elliott.

► **At Minnesota (Oct. 15):** Started and played 76 of 77 snaps, leading the team with a career-high 14 tackles (12 solo), including two for a loss, and a career-best three passes defended...Stopped RB Latavius Murray for a 1-yard loss on a first-quarter run...Late in the first quarter, came up to tackle RB Jerick McKinnon after he caught a swing pass on third-and-6, stopping him for no gain at the Green Bay 48 to force a Minnesota punt... With just over four minutes remaining in the second quarter, dropped back into coverage and deflected a QB Case Keenum pass that was intercepted by CB Damarious Randall at the Green Bay 48 and returned 10 yards to help set up a Mason Crosby FG...Early in the third quarter, came up the middle to trip up Murray for a 3-yard loss on a run.

52 Clay Matthews, LB, 9th Year, Southern California

• Has earned six Pro Bowl selections in his eight-year career, two more than any Packers linebacker and tied with DE Reggie White for the second-most selections by a defensive player in team history, trailing only S Willie Wood (eight).

• Ranks No. 1 on the Packers' all-time list (since 1982) with 75.0 career sacks after surpassing DE Kaber Gbaja-Biamila (74.5) in Week 4 this season. Is tied for No. 1 in franchise history (since 1982) with four 10-sack

seasons (White and Gbaja-Biamila).

• Became the first player in franchise history to earn Pro Bowl recognition in each of his first four seasons in the league (2009-12).

2017 SEASON: Has started all six games and has posted 21 tackles (20 solo), six tackles for a loss (tied for team lead), 2.5 sacks (tied for team lead), a fumble recovery, five QB hits and seven QB pressures.

► **Vs. Seattle (Sept. 10):** Started at LOLB and played 43 of 49 snaps, posting two tackles (both solo) and a QB pressure.

► **At Atlanta (Sept. 17):** Opened at LOLB and appeared on 52 of 58 plays, finishing with five tackles (all solo), 1.5 sacks, three tackles for a loss, three QB pressures and a QB hit...On Atlanta's second possession, came around on a stunt to get past T Ty Sambrailo on his way to a shared 11-yard sack of QB Matt Ryan with LB Joe Thomas...Early in the second quarter, blew past Sambrailo to team with DT Quinton Dial as they brought down RB Tevin Coleman for a 2-yard loss on a run...Later in the second quarter, shed a block from G Wes Schweitzer on his way to a 10-yard sack of Ryan on third down as the Falcons were forced to settle for a FG.

► **Vs. Cincinnati (Sept. 24):** Started at ROLB and played 49 of 61 snaps...Registered three tackles (all solo).

► **Vs. Chicago (Sept. 28):** Started at LOLB and appeared on 45 plays, finishing with three tackles (all solo), a sack, a forced fumble, a QB pressure and two QB hits...Became the all-time franchise leader in sacks (since 1982) on the Bears' first offensive play when he beat TE Dion Sims to get to QB Mike Glennon, punching the ball out on the sack, a fumble that was recovered by LB Jake Ryan at the Chicago 3 to set up a Green Bay TD... The sack was the 75th of his career as he moved past Gbaja-Biamila (74.5).

► **At Dallas (Oct. 8):** Started at ROLB and registered six tackles (five solo), a tackle for a loss and a pass defended...On the Cowboys' opening drive, fought off a block from T Tyron Smith to bring down RB Ezekiel Elliott for a 4-yard loss on a first-down run...Early in the fourth quarter, drilled TE Jason Witten to break up a short pass over the middle from QB Dak Prescott.

► **At Minnesota (Oct. 15):** Started at ROLB and played 65 snaps, finishing with two tackles (both solo), including a tackle for a loss, a fumble recovery and two QB hits...Early in the second quarter, scooped up a RB Jerick McKinnon fumble at the Green Bay 19, one that was forced by DT Kenny Clark, and returned it down the sideline 63 yards to the Minnesota 18, setting up a 14-yard TD pass from QB Brett Hundley to WR Davante Adams three plays later.

32 Devante Mays, RB, Rookie, Utah State

• Rushed for 1,225 yards and 12 TDs on 202 carries (6.1 avg.) in two seasons at Utah State (2015-16), appearing in 19 games with eight starts.

• Was limited to just six games as a senior in 2016 due to knee and ankle injuries, but rushed for a career-high 208 yards on just 18 carries (11.6 avg.) and matched his career best with three rushing TDs in the season opener vs. Weber State.

• Led the Aggies in rushing yards (966), rushing attempts (165) and rushing TDs (nine) as a junior in 2015, ranking third in the conference in yards per carry (5.9 avg.).

2017 SEASON: Has played in three games, seeing limited time on special teams.

► **Vs. Seattle (Sept. 10):** Appeared on one play on special teams in his NFL debut.

► **At Atlanta (Sept. 17):** Inactive (healthy scratch).

► **Vs. Cincinnati (Sept. 24):** Played 11 snaps on special teams.

► **Vs. Chicago (Sept. 28):** Inactive (healthy scratch).

► **At Dallas (Oct. 8):** Appeared on eight plays on special teams.

► **At Minnesota (Oct. 15):** Dressed, but did not play.

64 Justin McCray, G, First Year, Central Florida

• Signed by Green Bay as a free agent on March 29, 2017. Entered the league as an undrafted free agent with the Tennessee Titans in 2014 and spent that season on Tennessee's practice squad.

• Played for the Orlando Predators of the Arena Football League in 2016.

• Appeared in 45 games with 32 starts in four seasons at Central Florida (2010-13), with 23 of the starts coming at RG.

2017 SEASON: Has played in all six games with three starts (two at RT,

one at LG)...Has helped the offense rank No. 1 in red-zone scoring (72.7 percent), tied for No. 4 in first downs (128), No. 7 in third-down conversions (43.2 percent) and No. 10 in scoring (24.5 ppg).

►**Vs. Seattle (Sept. 10):** Played five snaps on special teams in his NFL debut.

►**At Atlanta (Sept. 17):** Made his first career NFL start, opening at RT in place of an injured Bryan Bulaga (ankle) with T Kyle Murphy starting at LT in place of David Bakhtiari (hamstring)...Played all 76 snaps, helping to protect QB Aaron Rodgers as he threw for 343 yards and two TDs on 33-of-50 passing.

►**Vs. Cincinnati (Sept. 24):** Played 25 snaps on offense, appearing on two plays at LG in place of an injured Lane Taylor late in the first half and then the final 23 snaps of the game at RT in place of an injured Bulaga (ankle).

►**Vs. Chicago (Sept. 28):** Started at RT in place of Bulaga (ankle) and played all 55 snaps, helping to block for Rodgers as he threw a season-high four TD passes on 18-of-26 passing for 179 yards.

►**At Dallas (Oct. 8):** Started at LG with Lane Taylor sliding over to start at LT in place of Bakhtiari (hamstring)...Played all 60 snaps and helped the offense rack up a season-high 160 rushing yards on 25 carries (6.4 avg.), highlighted by a 125-yard effort from rookie RB Aaron Jones on 19 attempts (6.6 avg.)...It marked just the second time in the past 14 seasons (Week 15 at Chicago in 2016) that the Packers rushed for 160-plus yards on 25 or fewer carries...Also helped protect Rodgers as he threw three TD passes, his third straight game with three-plus TD passes.

►**At Minnesota (Oct. 15):** Did not start, but played 51 of 66 snaps in reserve duty, appearing at three different positions on the offensive line...Took over at LG for an injured Taylor (knee/ankle) early in the second quarter before kicking out to RT for an injured Bulaga (concussion) for the third quarter...Moved to LT for the fourth quarter in place of an injured David Bakhtiari (hamstring).

88 Ty Montgomery, RB, 3rd Year, Stanford

• Made the transition from WR to RB last season, appearing in 15 games with six starts and leading the team with 457 rushing yards and three TDs on just 77 carries (5.9 avg.).

• Among NFL running backs with 75-plus carries, ranked No. 1 in the league in 2016 with an average of 5.94 yards per carry. That average also ranks No. 2 in franchise single-season history (min. 75 att.) behind only QB Tobin Rote's 6.88-yard average in 1951 (76-523).

• Was the only player in the NFL last season with 75-plus rushing attempts, 40-plus receptions and 15-plus kickoff returns, also becoming the first player in team history to eclipse each of those marks in a single season.

• Rushed for a career-high 162 yards and two TDs on just 16 carries (10.1 avg.) last season at Chicago in Week 15, the best yardage output by a Packer since RB Samkon Gado ran for 171 yards vs. Detroit on Dec. 11, 2005.

2017 SEASON: Has started all five games he has appeared in and has rushed for 180 yards and two TDs on 56 carries (3.2 avg.)...Has also posted 19 receptions for 132 yards (6.9 avg.) and a TD.

►**Vs. Seattle (Sept. 10):** Started and posted a career-high 19 carries for 54 yards (2.8 avg.) and a TD...Scored on a 6-yard run early in the third quarter, giving Green Bay a 7-3 lead that it would not relinquish...Added four receptions for 39 yards (9.8 avg.), including a 20-yard reception early in the fourth quarter...Caught a swing pass from QB Aaron Rodgers, made CB Justin Coleman miss and then broke a tackle by S Earl Thomas to pick up extra yardage to the Seattle 44.

►**At Atlanta (Sept. 17):** Rushed for 35 yards and a TD on 10 carries (3.5 avg.), his second straight game with a rushing TD, and added 75 yards and a TD on six receptions (12.5 avg.)...It marked the first time in his career that he posted a rushing TD and a receiving TD in the same game, and he became the first Packer to do so since RB James Starks (vs. Dallas, Dec. 13, 2015)...Became the first Packer to record 75-plus yards receiving, a receiving TD and a rushing TD in the same game since RB Dorsey Levens (92 receiving yards, one receiving TD, two rushing TDs) at Indianapolis on Nov. 16, 1997...On Green Bay's opening drive, came out of the slot to catch a quick pass from Rodgers in the flat, taking it down the sideline for a 23-yard gain to the Atlanta 2...Two plays later, took it in for a 1-yard run

off left end to even the game at 7...In the fourth quarter, caught a quick pass from Rodgers, made LB De'Vondre Campbell miss and then took it down the sideline for a 23-yard gain to the Green Bay 38...Would cap the drive off with a 1-yard TD catch on a shovel pass from Rodgers, the 300th career TD pass of Rodgers' career.

►**Vs. Cincinnati (Sept. 24):** Led the team with 35 rushing yards on 12 carries (2.9 avg.) and paced the team with eight receptions for 15 yards (1.9 avg.).

►**Vs. Chicago (Sept. 28):** Started and rushed for 28 yards on five carries (5.6 avg.) on the opening drive, but was forced to leave the game after just five snaps due to a rib injury and did not return.

►**At Dallas (Oct. 8):** Inactive (ribs).

►**At Minnesota (Oct. 15):** Returned to the starting lineup and rushed for 28 yards on 10 carries (2.8 avg.), adding a 3-yard reception.

68 Kyle Murphy, T, 2nd Year, Stanford

• Played in three games as a rookie in 2016, seeing limited action at right guard and as an extra lineman.

• Dressed and did not play in one other game last season and was inactive for the other 12 contests (healthy scratch). Also was inactive for all three postseason games.

2017 SEASON: Started the first three games of the season, opening two at LT and one at RT...Was placed on injured reserve (foot) on Sept. 26.

►**Vs. Seattle (Sept. 10):** Made his first career start in the NFL, opening at RT in place of an injured Bryan Bulaga (ankle)...Played all 82 snaps, helping the offense rack up 26 first downs, the top mark by the Packers in a season opener since 2002 (29 vs. Atlanta), and a 39:13 time of possession, the best mark by Green Bay since Week 7 last season vs. Chicago (39:36)...Helped protect QB Aaron Rodgers as he threw for 311 yards and a TD on 28-of-42 passing.

►**At Atlanta (Sept. 17):** Started for the second straight week, making his first career start at LT as he opened in place of injured David Bakhtiari (hamstring)...Played all 76 snaps, helping to protect Rodgers as he threw for 343 yards and two TDs on 33-of-50 passing.

►**Vs. Cincinnati (Sept. 24):** Started for the third straight game, opening at LT in place of an injured Bakhtiari (hamstring)...Helped to block for Rodgers as he posted his franchise-record fifth consecutive 300-yard passing game with 313 yards and three TDs with one INT on 28-of-42 passing for a 102.6 passer rating.

87 Jordy Nelson, WR, 10th Year, Kansas State

• Returned to action last season after missing the entire 2015 campaign (knee), catching 97 passes for 1,257 yards (13.0 avg.) and a league-leading 14 TDs on his way to winning the NFL Comeback Player of the Year from *The Associated Press*, the first Packer to earn the honor.

• Ranks No. 4 in franchise history in receptions (522), No. 5 in receiving yards (7,656), No. 2 in TD receptions (69) and No. 3 in 100-yard receiving games (25).

• Is one of only two players in franchise history (WR Sterling Sharpe, 1992-94) to register three straight seasons with 85-plus receptions (2013-14, 2016).

• Is the only player in team annals to record three seasons with 13-plus TD receptions (2011, 2014, 2016) and is the only active player in the league to do so.

• Has posted 1,250-plus receiving yards and 13-plus TD catches in the same season three times in his career (2011, 2014, 2016), the fourth most in NFL history behind only Jerry Rice (six), Randy Moss (five) and Terrell Owens (four).

• Ranks No. 2 in the NFL with 63 TD receptions since 2011 despite missing the entire 2015 season due to injury. Has posted 15 games with two or more TD catches since 2011, No. 1 in the league over that span.

2017 SEASON: Has started all six games and has 25 receptions for 290 yards (11.6 avg.) and six TDs...Is tied for the league lead in TD catches and is also tied for No. 1 in the NFL in red-zone TD receptions with five.

►**Vs. Seattle (Sept. 10):** Started and played 76 of 82 snaps, posting seven receptions for 79 yards (11.3 avg.) and a TD...Late in the third quarter, came out of the slot and got past LB Bobby Wagner and S Earl Thomas to make a 32-yard TD grab down the middle of the field on a free play for

the Packers (12 men on the field for Seattle)...Posted his 500th career reception (1-yard reception in the second quarter), becoming just the fourth player in franchise history (Donald Driver, Sharpe, James Lofton) to reach that mark...Registered six-plus catches in his seventh consecutive regular-season game, a career high and the longest by a Packer since Sharpe's 13-game streak in 1993-94.

►**At Atlanta (Sept. 17):** Started, but departed the game after just seven snaps due to a quadriceps injury, and did not return.

►**Vs. Cincinnati (Sept. 24):** Started and played 67 of 70 snaps, posting six receptions for 52 yards (8.7 avg.) and two TDs...With the two TD grabs, moved past Sharpe (65) for No. 2 on the all-time franchise list for TD catches...His first TD grab came on the opening drive of the third quarter, a 1-yard catch from a scrambling Rodgers...His second TD came with 17 seconds remaining, a 3-yarder from Rodgers near the pylon as he made the diving catch with CB Dre Kirkpatrick in coverage.

►**Vs. Chicago (Sept. 28):** Started and played 51 of 55 snaps, leading the team with 75 receiving yards and two TDs on four catches (18.8 avg.)... It marked his second straight game with two TD receptions, only the third time in his career that he had accomplished that feat (Weeks 10-11, 16-17 in 2011)...In the second quarter, beat DB Marcus Cooper Sr. down the seam to make a leaping 58-yard reception in the middle of the field, hauling the ball in at the Chicago 16 before taking it down the sideline to the 2-yard line to set up RB Aaron Jones' TD run on the next play...Late in the third quarter, caught a quick pass from Rodgers in the flat and took it in untouched for the 4-yard TD...On the first play of the fourth quarter, came out of the slot on third down to make a wide-open catch in the back corner of the end zone for an 8-yard TD.

►**At Dallas (Oct. 8):** Started and played 49 snaps, posting a TD catch for the third straight game...On the opening play of the fourth quarter, made a wide-open 10-yard catch in the middle of the end zone on a play-action pass from Rodgers.

►**At Minnesota (Oct. 15):** Started and played 61 of 66 snaps, finishing with a team-high six catches for a team-best 60 receiving yards (10.0 avg.)...Late in the first half, made a 26-yard grab near the sideline on a back-shoulder throw with CB Trae Waynes in coverage, helping to set up a Mason Crosby FG.

98 Chris Odom, LB, Rookie, Arkansas State

• Was claimed off waivers from the Atlanta Falcons in September 2017. Was originally signed by Atlanta as an undrafted free agent in May 2017.

• Earned first-team All-Sun Belt recognition as a senior in 2016 after registering 53 tackles (28 solo), 12.5 sacks, 17.5 tackles for a loss and four forced fumbles.

2017 SEASON: Has played in four games, seeing time on defense and special teams...Has recorded two tackles (one solo) and a QB pressure on defense.

►**Vs. Seattle (Sept. 10):** Appeared on one play on special teams in his NFL debut.

►**At Atlanta (Sept. 17):** Was active, but did not see any action.

►**Vs. Cincinnati (Sept. 24):** Saw the first defensive action of his NFL career, appearing on eight plays and posting two tackles (one solo) and a QB pressure.

►**Vs. Chicago (Sept. 28):** Appeared on eight plays on defense and five on special teams.

►**At Dallas (Oct. 8):** Inactive (healthy scratch).

►**At Minnesota (Oct. 15):** Appeared on one play on defense.

77 Adam Pankey, G/T, Rookie, West Virginia

• Signed with the Packers as an undrafted free agent in May 2017 after playing in 45 games with 36 starts in four seasons at West Virginia.

• Earned second-team All-Big 12 honors as a senior in 2016, blocking for an offense that gained 6,312 yards, including 2,969 rushing yards on 574 attempts (5.2 avg.), and ranked No. 2 in the conference in sacks allowed.

2017 SEASON: Has dressed, but did not see any action, in three games, and has been inactive for two contests...Spent the first week of the season on the team's practice squad before being signed to the 53-man roster on Sept. 13.

►**At Atlanta (Sept. 17):** Dressed, but did not play.

►**Vs. Cincinnati (Sept. 24):** Dressed, but did not see any action.

►**Vs. Chicago (Sept. 28):** Was active, but did not see any action.

►**At Dallas (Oct. 8):** Inactive (healthy scratch).

►**At Minnesota (Oct. 15):** Inactive (healthy scratch).

62 Lucas Patrick, G, First Year, Duke

• Spent the entire 2016 on Green Bay's practice squad after originally signing with the team as an undrafted free agent in June 2016.

• Lettered four years at Duke, seeing action in 44 games with 26 starts. Finished out his career with 21 consecutive starts at LG.

2017 SEASON: Has played in five games with one start, seeing action on offense and special teams.

►**Vs. Seattle (Sept. 10):** Inactive (healthy scratch).

►**At Atlanta (Sept. 17):** Played seven snaps on special teams.

►**Vs. Cincinnati (Sept. 24):** Appeared on five plays on special teams.

►**Vs. Chicago (Sept. 28):** Made his first NFL start, opening at LG with G Lane Taylor shifting to LT in place of an injured David Bakhtiari (hamstring)...Played all 55 snaps and helped to block for Rodgers as he threw a season-high four TD passes on 18-of-26 passing for 179 yards.

►**At Dallas (Oct. 8):** Appeared on five plays on special teams.

►**At Minnesota (Oct. 15):** Played LG for the second half (38 snaps) in place of an injured Taylor (knee/ankle) and after Justin McCray moved to RT in place of an injured Bryan Bulaga (concussion).

59 Taybor Pepper, LS, Rookie, Michigan State

• Was with the Packers during the offseason in 2017 and also spent time with the Baltimore Ravens during the 2017 preseason.

• Served as the long snapper at Michigan State for four seasons (2012-15), appearing in 54 career games with the Spartans.

2017 SEASON: Has played in three games...Was signed by Green Bay on Sept. 25.

►**Vs. Chicago (Sept. 28):** Made his NFL debut, snapping for Mason Crosby's five extra points and Justin Vogel's five punts.

►**At Dallas (Oct. 8):** Handled snapping duties for all punts and placements.

►**At Minnesota (Oct. 15):** Snapped for Crosby's 26-yard FG and for Vogel's six punts, including his career-high four inside the 20.

53 Nick Perry, LB, 6th Year, Southern California

• Appeared in 14 games with 12 starts in 2016 and led the team with a career-high 11 sacks, which was tied for No. 8 in the NFL. Also posted a career-best 60 tackles (43 solo), 15 QB hits (No. 2 on the team), four passes defensed and the first INT of his career.

• Has registered a two-sack game in each of the last four seasons (2013-2016), the only Packer to do so over that span.

• His seven career postseason sacks rank No. 3 in franchise history (since 1982) behind LB Clay Matthews (11) and DE Reggie White (eight). Since entering the league in 2012, Perry's seven postseason sacks are the most in the NFL over that span.

• Tied the franchise record for sacks in a single postseason (Matthews, 2010) with 3.5 in the 2015 playoffs.

2017 SEASON: Has played in five games with four starts and has posted 21 tackles (12 solo), 2.5 sacks (tied for team lead), a forced fumble, a fumble recovery, a team-high nine QB hits, a team-best 11 QB pressures and a pass defensed.

►**Vs. Seattle (Sept. 10):** Started at ROLB and played 42 of 49 snaps, recording seven tackles (three solo), two tackles for a loss, 1.5 sacks, a pass defensed, six QB pressures and four QB hits...It marked his third straight regular-season game with at least one sack and gave him 4.5 sacks over his past three games...On Seattle's third play from scrimmage, knocked back LT Rees Odhiambo to get to QB Russell Wilson as he brought him down for a 6-yard sack on third down...Beat Odhiambo on Seattle's opening play of the second half as he teamed with DT Mike Daniels to sack Wilson for a 10-yard loss.

►**At Atlanta (Sept. 17):** Started at ROLB and appeared on 53 of 58 snaps, finishing with four tackles (three solo), three QB hits and two QB pressures.

►**Vs. Cincinnati (Sept. 24):** Inactive (hand).

►**Vs. Chicago (Sept. 28):** Saw 33 snaps of action, playing with a club on his injured hand, and posted four tackles (three solo), a QB hit and a QB pressure.

►**At Dallas (Oct. 8):** Started at LOLB and appeared on 48 plays, finishing with three tackles (two solo), a sack, a forced fumble, a fumble recovery, two QB pressures and a QB hit...On the final play of the first half, beat T Tyron Smith to sack QB Dak Prescott and force a fumble, one that was recovered by the Cowboys...Was credited with a fumble recovery on the final play of the game when he picked up a lateral thrown by TE Jason Witten.

►**At Minnesota (Oct. 15):** Started at LOLB, appearing on 57 snaps and posting three tackles (one solo).

41 Lenzy Pipkins, CB, Rookie, Oklahoma State

- Signed by Green Bay as an undrafted free agent in May 2017.
- Played in 47 games with 22 starts over four seasons at Oklahoma State (2016) and Louisiana-Monroe (2013-15).

2017 SEASON: Has played in two games, seeing time on defense and special teams...Has posted eight tackles (four solo), including a tackle for a loss, on defense and a tackle on special teams.

►**Vs. Seattle (Sept. 10):** Inactive (healthy scratch).

►**At Atlanta (Sept. 17):** Inactive (healthy scratch).

►**Vs. Cincinnati (Sept. 24):** Made his NFL debut, appearing on 17 plays on special teams.

►**Vs. Chicago (Sept. 28):** Inactive (healthy scratch).

►**At Dallas (Oct. 8):** Inactive (healthy scratch).

►**At Minnesota (Oct. 15):** Saw the most significant action of his career, appearing on 46 plays on defense with several injuries in the secondary...Registered eight tackles (four solo), including a tackle for a loss...Midway through the fourth quarter, came up to tackle RB Jerick McKinnon for a 6-yard loss at the Minnesota 10 on a swing pass from QB Case Keenum...Added a tackle on special teams.

23 Damarious Randall, CB, 3rd Year, Arizona State

- Saw action in 10 games with nine starts in 2016 and was tied for No. 2 on the team with three interceptions. Ranked No. 11 in the league with 91 return yards on his INTs.

- Played in 15 games with nine starts (six at LCB, two at RCB, one in the slot) in 2015 and tied for the team lead and No. 2 among NFL rookies with three interceptions, including one he returned for a TD. Finished with a team-best 16 passes defensed.

- Named the NFL's Defensive Rookie of the Month for November 2015, joining CB Casey Hayward (October 2012) as the only Green Bay defensive backs to win the award.

2017 SEASON: Has played in six games with five starts (two at RCB, three at LCB) and has posted 28 tackles (23 solo), a team-best two interceptions and four passes defensed.

►**Vs. Seattle (Sept. 10):** Started at RCB and played 40 of 49 snaps, finishing with seven tackles (all solo) and a pass defensed...In the third quarter on second-and-goal at the Green Bay 3, broke up a QB Russell Wilson pass in the flat intended for WR Paul Richardson...Helped limit Wilson to a 69.7 passer rating as he completed just 14 of 27 passes for 158 yards with no TDs.

►**At Atlanta (Sept. 17):** Opened at RCB and appeared on 28 plays, posting three tackles (two solo).

►**Vs. Cincinnati (Sept. 24):** Started at LCB and played 52 of 61 snaps, recording five tackles (four solo) with a tackle for a loss...Late in the first quarter, came up to bring down RB Joe Mixon for a 6-yard loss on a run.

►**Vs. Chicago (Sept. 28):** Started at LCB and played 29 snaps, posting five tackles (all solo), including a tackle for a loss...Came up to knock RB Tarik Cohen out of bounds for a 1-yard loss on a run late in the first quarter.

►**At Dallas (Oct. 8):** Played 60 of 74 snaps, posting three tackles (one solo), an interception and two passes defensed...Early in the fourth quarter, intercepted a QB Dak Prescott pass that went off the hands of WR Terrance Williams at the Dallas 21, returning the pick 21 yards for the TD to give the Packers a 28-24 lead...It was the second INT return for a TD in his career and the first for Green Bay since his 43-yard return for a TD at

Oakland on Dec. 20, 2015...On the Cowboys' next drive, broke up a deep pass down the sideline from Prescott intended for Williams.

►**At Minnesota (Oct. 15):** Started at LCB and appeared on 59 plays, posting five tackles (four solo) and an interception...Registered an INT for the second straight game, the second time he has done so in his career (Weeks 8-9, 2015), as he picked off a QB Case Keenum pass late in the second quarter that had been deflected by LB Blake Martinez...Made the interception at the Green Bay 48 and returned it 10 yards to help set up a Mason Crosby FG.

22 Aaron Ripkowski, FB, 3rd Year, Oklahoma

- Appeared in all 16 contests with eight starts in 2016, rushing for 150 yards and two TDs on 34 carries (3.6 avg.) with nine receptions for 46 yards (5.1 avg.) and a TD.

- Was named a Pro Bowl alternate in 2016 and was one of only two Packers (WR Jeff Janis) to post a rushing TD and a receiving TD last season.

- Played in 15 games as a rookie in 2015, seeing action primarily on special teams, and posted nine tackles (tied for No. 4 on the team). Was tied with CB Damarious Randall (15) for the most games played by a Green Bay rookie in '15.

2017 SEASON: Has played in all six games, seeing time on offense and special teams...Has rushed for 6 yards on two carries (3.0 avg.) and has three receptions for 8 yards (2.7 avg.)...Also has registered two tackles on special teams.

►**Vs. Seattle (Sept. 10):** Played 22 snaps on offense and 13 on special teams.

►**At Atlanta (Sept. 17):** Appeared on eight plays on offense, posting a 2-yard reception, and 10 plays on special teams, recording a tackle.

►**Vs. Cincinnati (Sept. 24):** Played three snaps on offense and 11 on special teams.

►**Vs. Chicago (Sept. 28):** Appeared on 13 plays on offense and nine on special teams...Had a 4-yard carry and a 6-yard reception and also made a tackle on special teams.

►**At Dallas (Oct. 8):** Had a 2-yard carry in seven snaps of action on offense...Also appeared on 16 plays on special teams.

►**At Minnesota (Oct. 15):** Played 13 snaps on offense and 15 on special teams...Had one reception for no gain.

12 Aaron Rodgers, QB, 13th Year, California

- Ranks No. 1 in NFL history (min. 1,500 attempts) in career passer rating (104.1), interception percentage (1.55) and TD/INT ratio (4.13, 310/75).

- Has posted six seasons (2009, 2011-12, 2014-16) with 500-plus passing attempts and eight or fewer INTs, the most in NFL history ahead of Patriots QB Tom Brady (three) and nine QBs (one).

- Has been named the NFL's Most Valuable Player by *The Associated Press* twice in his career (2011, 2014), one of only eight players in league history to win the award multiple times.

- Is the only quarterback in league history to record a 100-plus passer rating in six consecutive seasons (2009-14), with no other QB doing so in more than four straight seasons. Has posted a 100-plus rating in seven seasons (2009-14, 2016), the most in NFL annals.

- Is one of only four QBs in NFL annals with 35,000-plus passing yards and 2,500-plus rushing yards (Fran Tarkenton, John Elway, Donovan McNabb).

- Is the lone QB in NFL history to throw 40-plus TD passes with seven or fewer INTs in a season, having done it twice in his career (45/6 in 2011, 40/7 in 2016).

- In 141 career regular-season starts (since 2008), has posted 52 games with 300-plus passing yards (No. 3 in the NFL over that span), 82 without an interception (No. 1, min. 15 attempts) and 78 with a 100-plus passer rating (No. 2).

- Has been selected to the Pro Bowl in six of the last eight seasons (2009, 2011-12, 2014-16).

- In the franchise record books, holds seven of the top eight single-season marks for passer rating (2009-14, 2016), four of the top six for passing TDs (2011-12, 2014, 2016), six of the top seven for completion percentage (2010-14, 2016) and four of the top six for passing yards (2009, 2011, 2014, 2016).

2017 SEASON: Has completed 128 of 193 passes (66.7 percent) for

1,385 yards and 13 TDs with three INTs for a 103.2 passer rating...Is tied for No. 2 in the league in TD passes and ranks No. 2 in TD percentage (6.7)...Has posted a 120.4 passer rating in the second half/OT, connecting on 73 of 106 passes (68.9 percent) for nine TDs and no INTs...Has added 83 rushing yards on 18 carries (4.6 avg.).

►**Vs. Seattle (Sept. 10):** Threw for 311 yards and a TD with one INT on 28-of-42 passing for an 86.5 rating...It marked his fifth 300-yard passing game in his last seven home openers...Dating back to last season, it also marked his third straight 300-yard passing effort, which is tied for the second-longest streak in team history behind his own streak of four games in 2011...Was his 50th career 300-yard passing game, second in franchise history to only Brett Favre (55)...Late in the third quarter, found WR Jordy Nelson for a 32-yard TD pass down the middle of the field on a free play for the Packers (12 men on the field for Seattle)...Completed 6 of 9 passes on third down for 109 yards and a TD for a 145.1 passer rating...Added 21 rushing yards on seven carries (3.0 avg.)...Saw his streak of consecutive attempts without an INT end at 251, the second-longest streak in franchise history behind only QB Bart Starr (294, 1964-65).

►**At Atlanta (Sept. 17):** Connected on 33 of 50 passes for 343 yards and two TDs with one INT for a 90.7 passer rating...Threw his 300th career TD pass, a 1-yard left-handed shovel pass to RB Ty Montgomery in the fourth quarter, to become the fastest to 300 TD passes in league history by doing so on his 4,742nd career attempt (Peyton Manning, 5,306 attempts) and in his 144th career game (Manning and Dan Marino, 157 games)...Also set the NFL mark for the fewest career INTs at the time of his 300th TD pass with 74, easily besting the previous mark of 115 INTs by Brady...Became just the 11th QB in NFL history to throw 300-plus TD passes as he moved into a tie for No. 10 in league history with John Elway (300)...Dating back to last season, it marked his fourth straight game with 27-plus completions, tied with Favre (Weeks 2-5, 2007) for the longest streak in team history...Earlier in the fourth quarter, found WR Davante Adams down the left sideline for a 33-yard TD on fourth-and-7...Registered his fourth straight 300-yard passing game, which tied the franchise mark he set in 2011...Posted his 11th multi-TD passing game in his last 13 contests.

►**Vs. Cincinnati (Sept. 24):** Posted his fifth consecutive 300-yard passing game, a franchise record as he surpassed his own mark of four straight games in 2011...Connected on 28 of 42 passes for 313 yards and three TDs with one INT for a 102.6 rating...Has now posted 300-plus passing yards in each of the first three games of the season for the first time in his career...It marked his fifth straight game with 27-plus completions, a franchise record as he bested Favre's mark of four straight in 2007 (Weeks 2-5)...Posted a 122.5 passer rating in the second half/OT, completing 19 of 27 passes for 240 yards and two TDs with no INTs...Posted his first career win against the Bengals, giving him a victory against all 31 other teams in the league...His first TD pass came on the opening drive, a 1-yard throw to a wide-open TE Lance Kendricks off a play-action fake...Threw two TD passes to WR Jordy Nelson, with the second one capping off a 12-play, 75-yard drive that tied the game at 24 and sent it to overtime...Completed nine passes on the game-tying drive, rolling out to his right on the TD to Nelson as he completed the pass near the pylon just past the outstretched arms of CB Dre Kirkpatrick...On the offense's opening drive in overtime, drew DE Michael Johnson offside on third down, giving the Packers a free play as he found WR Geronimo Allison down the sideline near the Cincinnati 45 before Allison cut it back and took it down the field for a 72-yard gain to the 7-yard line to set up K Mason Crosby's game-winning 27-yard FG two plays later...Added 23 rushing yards on four attempts (5.8 avg.).

►**Vs. Chicago (Sept. 28):** Threw four TD passes with no INTs on 18-of-26 passing for 179 yards and a 128.0 passer rating...It marked his fourth career game against the Bears with four-plus TD passes and zero INTs, one of two opponents he has done that against (Minnesota, four games)...According to the Elias Sports Bureau, he joined Brady (five games vs. Buffalo) as the only QBs in league history to have four or more games with four-plus TD passes/zero INTs vs. the same opponent...Joined QB Fran Tarkenton as the only QBs in NFL history to record four games with four-plus TD passes vs. Chicago...Threw two TD passes in the opening 6:04 of the game, the quickest he had thrown two TD passes in his career...Found Adams for a 5-yard score on the Packers' opening drive and then

connected with WR Randall Cobb for a 2-yard TD less than a minute later after a Green Bay takeaway...His final two TD passes came to Nelson, a 4-yarder late in the third quarter and then an 8-yard TD early in the fourth. ►**At Dallas (Oct. 8):** Threw for 221 yards and three TDs on 19-of-29 passing (65.5 percent), his third straight game with three-plus TD passes...Helped lead the Packers to a 35-31 victory after trailing 21-6 late in the first half, the second time in three games that the Packers overcame a deficit of 14-plus points (first time since 1989)...Capped off Green Bay's opening drive with a 10-yard TD pass to Adams in the back corner of the end zone, the fourth straight game the Packers have scored a TD on their opening possession...On the first play of the fourth quarter, ran a play-action fake and found a wide-open Nelson in the back of the end zone for a 10-yard TD...Led the offense on a nine-play, 75-yard game-winning drive in just 1:02...On third-and-8 from the Dallas 30, broke a tackle attempt by DE Benson Mayowa and then outran DE David Irving as he took it down the left sideline for an 18-yard run to the Dallas 12...Two plays later, found Adams for a 12-yard TD on a back-shoulder throw over CB Jourdan Lewis with 11 seconds remaining to give Green Bay the win...Earned NFC Offensive Player of the Week honors for his performance, the 16th time in his career that he has won the award and the eighth consecutive season that he has earned the honor at least one time.

►**At Minnesota (Oct. 15):** Started and completed 2 of 4 passes for 18 yards, but sustained a broken right collarbone on the second series on a hit from LB Anthony Barr after he released the ball as he rolled out to his right.

82 Richard Rodgers, TE, 4th Year, California

- Is one of only two tight ends in franchise history (Bubba Franks) to register 20-plus catches in each of his first three seasons in the NFL.
- Has not missed a game in his NFL career, appearing in all 48 regular-season games and seven postseason contests since joining the Packers in 2014.
- Had 58 receptions in 2015, becoming just the fourth TE in team history to record 55-plus receptions in a season (Paul Coffman, Jermichael Finley, Jackie Harris).
- Was one of only four TEs in the league in '15 to register 55-plus catches, 500-plus receiving yards and eight or more TD receptions (Rob Gronkowski, Jordan Reed, Gary Barnidge).

2017 SEASON: Has played in all six games and has three catches for 38 yards (12.7 avg.).

►**Vs. Seattle (Sept. 10):** Appeared on five plays on offense and three on special teams.

►**At Atlanta (Sept. 17):** Played 10 snaps on offense, recording two catches for 22 yards (11.0 avg.)...On Green Bay's opening possession, came out of the backfield and across the field to catch a short pass from QB Aaron Rodgers and pick up 14 yards on third-and-7.

►**Vs. Cincinnati (Sept. 24):** Appeared on 10 plays on offense and 11 on special teams.

►**Vs. Chicago (Sept. 28):** Played 10 snaps on offense and eight on special teams.

►**At Dallas (Oct. 8):** Played six snaps on offense and made a leaping 16-yard catch over CB Orlando Scandrick in the second quarter.

►**At Minnesota (Oct. 15):** Appeared on 11 plays on offense and seven on special teams.

24 Quinten Rollins, CB, 3rd Year, Miami (Ohio)

- Saw action in 13 games with a career-best 10 starts (four at LCB, six as the third CB) and posted 41 tackles (35 solo), an interception and 11 passes defensed in 2016.
- Played in 14 games with four starts (two at LCB, two at RCB) in 2015, and his two interceptions (one returned for a TD) were tied for No. 3 on the team and tied for No. 4 among NFL rookies.
- Recorded two interceptions vs. St. Louis in Week 5 (2015), becoming the first Green Bay rookie to do so since Casey Hayward had two at Houston on Oct. 14, 2012. Returned the first interception 45 yards for a TD, becoming the first Packers rookie to record a pick-six since S Marques Anderson in 2002 (vs. Detroit, Nov. 10).

2017 SEASON: Played in the first six games with one start and registered 18 tackles (13 solo), a tackle for a loss, two QB hits, a fumble

recovery and two passes defended...Posted three tackles (tied for No. 2 on the team) and a fumble recovery on special teams...Was placed on injured reserve on Oct. 16.

►**Vs. Seattle (Sept. 10):** Played 46 of 49 snaps on defense, tying for the team lead with a career-high nine tackles (six solo), including two tackles for a loss...Added a pass defended...Midway through the second quarter, came up to bring down TE Jimmy Graham for a 1-yard loss on a third-down reception as the Seahawks were forced to punt...Late in the second quarter, made a leaping deflection of a pass intended for Graham in the end zone with four seconds remaining to force Seattle to settle for a FG... Helped limit QB Russell Wilson to a 69.7 passer rating as he completed just 14 of 27 passes for 158 yards with no TDs.

►**At Atlanta (Sept. 17):** Started as the third CB, appearing on 34 snaps, and recorded three tackles (all solo).

►**Vs. Cincinnati (Sept. 24):** Led the team with two tackles and a fumble recovery on special teams...Late in the first half, blocked CB William Jackson into the returner, WR Alex Erickson, as Erickson muffed the catch and Rollins recovered the ball at the Cincinnati 33 as time expired in the half.

►**Vs. Chicago (Sept. 28):** Played 14 snaps on special teams and one on defense and registered a tackle on special teams.

►**At Dallas (Oct. 8):** Appeared on 29 plays on defense and registered five tackles, a tackle for a loss, a fumble recovery and a QB hit...Midway through the third quarter, came up the middle to tackle RB Ezekiel Elliott for a 2-yard loss...On the next play, tripped up WR Terrance Williams on a bubble screen 2 yards shy of the first-down marker on third-and-12 to force a Dallas punt...Was credited with a fumble recovery on the final play of the game when he recovered a lateral thrown by Cowboys C Travis Frederick.

►**At Minnesota (Oct. 15):** Appeared on 22 plays on defense before sustaining an ankle injury midway through the second quarter, one that would sideline him for the remainder of the game...Late in the first quarter, dove to break up a QB Case Keenum pass intended for WR Michael Floyd near the sideline...Added an assisted tackle and a QB hit.

47 Jake Ryan, LB, 3rd Year, Michigan

• Set career highs with 10 starts and 84 tackles (No. 2 on the team) in 2016.

• Started all three postseason games in 2016 and was tied for No. 2 on the team with 16 tackles (10 solo).

• Played in 14 games with five starts as a rookie, opening at BLB for the final five contests. Registered 47 tackles (32 solo) and a fumble recovery on defense and six tackles on special teams.

2017 SEASON: Has played in five games with four starts and has registered 30 tackles (20 solo), a tackle for a loss, a fumble recovery, a pass defended, a QB pressure and a QB hit.

►**Vs. Seattle (Sept. 10):** Started and played five snaps on defense, recording two tackles (one solo), including a tackle for a loss...Late in the first quarter, brought down RB Eddie Lacy for a 2-yard loss on a run...Also saw 19 plays on special teams.

►**At Atlanta (Sept. 17):** Played 17 snaps on defense and posted five tackles (all solo).

►**Vs. Cincinnati (Sept. 24):** Inactive (hamstring/concussion).

►**Vs. Chicago (Sept. 28):** Started and played 42 snaps, recording five tackles (two solo), a fumble recovery, a pass defended, a QB hit and a QB pressure...On Chicago's opening offensive play, recovered a QB Mike Glennon fumble at the Chicago 3 to set up a Green Bay TD, a fumble that was forced by LB Clay Matthews on a sack at the Chicago 14.

►**At Dallas (Oct. 8):** Started and played 37 snaps, ranking No. 2 on the team with a season-high nine tackles (seven solo).

►**At Minnesota (Oct. 15):** Started and appeared on 48 plays, finishing with nine tackles (five solo).

65 Lane Taylor, G, 5th Year, Oklahoma State

• Started a career-high 16 games at LG last season, one of three Green Bay linemen (David Bakhtiari, Bryan Bulaga) to open every game in 2016.

• Made his first career starts in 2015, opening at RG at Detroit in Week 13 in place of an injured T.J. Lang and at LG in Week 17 vs. Minnesota with

Josh Sitton sliding to LT in place of an injured Bakhtiari.

• Played in all 16 contests in 2014, seeing limited action on offense at both guard spots and as an extra lineman, and on special teams.

• Was one of three rookie free agents to make Green Bay's opening-day roster in 2013.

2017 SEASON: Has started all six games, opening four at LG and two at LT...Has helped the offense rank No. 1 in red-zone scoring (72.7 percent), tied for No. 4 in first downs (128), No. 7 in third-down conversions (43.2 percent) and No. 10 in scoring (24.5 ppg).

►**Vs. Seattle (Sept. 10):** Started at LG and played all 82 snaps, helping the offense rack up 26 first downs, the top mark by the Packers in a season opener since 2002 (29 vs. Atlanta), and a 39:13 time of possession, the best mark by Green Bay since Week 7 last season vs. Chicago (39:36)... Helped protect QB Aaron Rodgers as he threw for 311 yards and a TD on 28-of-42 passing.

►**At Atlanta (Sept. 17):** Started at LG and played all 76 snaps, helping to protect QB Aaron Rodgers as he threw for 343 yards and two TDs on 33-of-50 passing.

►**Vs. Cincinnati (Sept. 24):** Started at LG and played 68 of 70 snaps, departing the game for two plays late in the first half due to injury...Helped to block for Rodgers as he posted his franchise-record fifth consecutive 300-yard passing game with 313 yards and three TDs with one INT on 28-of-42 passing for a 102.6 passer rating.

►**Vs. Chicago (Sept. 28):** Started at LT for the first time in his career, opening in place of an injured David Bakhtiari (hamstring)...Played all 55 snaps, helping to block for Rodgers as he threw a season-high four TD passes on 18-of-26 passing for 179 yards.

►**At Dallas (Oct. 8):** Started at LT for the second straight game and played all 60 snaps, helping the offense rack up a season-high 160 rushing yards on 25 carries (6.4 avg.), highlighted by a 125-yard effort from rookie RB Aaron Jones on 19 attempts (6.6 avg.)...It marked just the second time in the past 14 seasons (Week 15 at Chicago in 2016) that the Packers rushed for 160-plus yards on 25 or fewer carries...Also helped protect Rodgers as he threw three TD passes, his third straight game with three-plus TD passes.

►**At Minnesota (Oct. 15):** Started at LG, but was limited to just 15 snaps before sustaining a knee/ankle injury early in the second quarter that would sideline him for the remainder of the game.

48 Joe Thomas, LB, 3rd Year, South Carolina State

• In 2016, set career highs in games played (16), starts (seven), total tackles (77, No. 4 on the team), solo tackles (62) and passes defended (eight), while also registering the first interception and fumble recovery of his career.

• Played in all three 2016 postseason contests with two starts, tying for No. 4 on the team with 13 total tackles.

• Was with the Packers during the 2015 offseason and preseason before being waived on Sept. 5, 2015. Was signed to Green Bay's 53-man roster on Sept. 21, 2015, from the Dallas Cowboys' practice squad and played in 14 games and both postseason contests.

• Entered the league with the Packers as an undrafted free agent in May 2014. Was on Green Bay's practice squad for the final eight games of the 2014 regular season and both playoff contests.

2017 SEASON: Has played in four games, seeing time on defense and special teams...Has posted two tackles (two solo) and a half-sack...Has added a tackle on special teams.

►**Vs. Seattle (Sept. 10):** Appeared on five plays on defense and 19 on special teams.

►**At Atlanta (Sept. 17):** Played 14 snaps on defense and 19 on special teams...On Atlanta's second series, eluded a block from RB Tevin Coleman to get to QB Matt Ryan for a shared 11-yard sack with LB Clay Matthews on third down...Finished with two tackles (both solo).

►**Vs. Cincinnati (Sept. 24):** Appeared on 14 plays on defense and posted a tackle on special teams.

►**Vs. Chicago (Sept. 28):** Played five snaps on defense and eight on special teams before departing the game in the second quarter due to an ankle injury...On a third-and-17 early in the second quarter, ran down the seam to make a leaping breakup of a QB Mike Glennon pass intended for

WR Joshua Bellamy at the Green Bay 1-yard line, forcing a Chicago punt.

►**At Dallas (Oct. 8):** Inactive (ankle).

►**At Minnesota (Oct. 15):** Inactive (ankle).

8 Justin Vogel, P, Rookie, Miami

• Signed by Green Bay as an undrafted free agent in May 2017.

• Appeared in 39 games over three seasons at Miami, posting a 43.0-yard gross average on 183 punts.

• Ranked No. 2 in the Atlantic Coast Conference as a senior in 2016 with a career-high 43.8-yard gross average.

2017 SEASON: Has registered a 45.6-yard gross average and a 44.2-yard net average on 27 punts with 10 inside the 20...Ranks No. 4 in the league in net punting average...Has added a tackle on special teams.

►**Vs. Seattle (Sept. 10):** Punted five times in his NFL debut, posting a 43.8-yard gross average with a 42.4-yard net average...Had a long punt of 57 yards in the second quarter and placed one punt inside the 20...On five punts, allowed only one return for 7 yards by WR Tyler Lockett...Became the first undrafted rookie to punt for the Packers in a regular-season game since Chris Hanson in 1999 (Week 1 vs. Oakland).

►**At Atlanta (Sept. 17):** Punted three times on the evening, recording a 39.7-yard average for gross and net with one inside the 20.

►**Vs. Cincinnati (Sept. 24):** Posted a 49.3-yard gross average and a 44.2-yard net average on six punts, including two punts inside the 20...Booted a 61-yarder in the second quarter...Added punts of 54, 53, 51 and 50 yards, giving him five punts of 50-plus yards in the game...Posted a tackle on punt coverage.

►**Vs. Chicago (Sept. 28):** Registered a career-best (min. four punts) 46.2-yard net average (47.6-yard gross) on five punts, highlighted by a career-long 62-yard punt in the first quarter that was fair caught at the Chicago 15...His net average was tied for the sixth-best posted by a Green Bay punter in a game since 1976 (min. four punts)...Became the first Green Bay punter since Tim Masthay in 2013 to record a 60-yard punt in back-to-back games.

►**At Dallas (Oct. 8):** Recorded a 49.0-yard net average and a 48.5-yard gross average on two punts, highlighted by his 59-yard punt in the fourth quarter that was covered for a 1-yard loss by WR Jeff Janis at the Dallas 12, helping to set up CB Damarious Randall's 21-yard INT return for a touchdown two plays later.

►**At Minnesota (Oct. 15):** Posted a 44.7-yard net average on six punts with a career-high four inside the 20-yard line, the most by a Green Bay punter since Tim Masthay registered five inside the 20 vs. Minnesota on Oct. 2, 2014.

30 Jamaal Williams, RB, Rookie, Brigham Young

• Finished his career at Brigham Young as the school's all-time leader in rushing yards (3,901), rushing attempts (726) and 100-yard rushing games (16).

• Is one of only four players in school history to register multiple 1,000-yard rushing seasons, posting 1,233 yards in 2013 and a career-best 1,375 yards in 2016.

• Ranked No. 5 in the nation in 2016 in rushing yards per game (137.5) and registered six 100-yard rushing games, including two with 200-plus yards.

2017 SEASON: Has played in all six games, seeing time on offense and special teams...Has rushed for 33 yards on 10 carries (3.3 avg.) with two receptions for 7 yards (3.5 avg.).

►**Vs. Seattle (Sept. 10):** Had two carries for 9 yards (4.5 avg.) in his NFL debut.

►**At Atlanta (Sept. 17):** Rushed for 6 yards on two carries (3.0 avg.) and posted a 5-yard reception in the fourth quarter, the first catch of his NFL career.

►**Vs. Cincinnati (Sept. 24):** Played five snaps on offense and posted a 6-yard run.

►**Vs. Chicago (Sept. 28):** Rushed for 11 yards on four carries (2.8 avg.) with a 2-yard reception before leaving the game early in the second quarter due to a knee injury and did not return.

►**At Dallas (Oct. 8):** Had one carry for 1 yard.

►**At Minnesota (Oct. 15):** Played nine snaps on special teams.

National Football League Game Summary

NFL Copyright © 2017 by The National Football League. All rights reserved. This summary and play-by-play is for the express purpose of assisting media in their coverage of the game; any other use of this material is prohibited without the written permission of the National Football League. Updated: 10/16/2017

Date: Sunday, 10/15/2017

Green Bay Packers at Minnesota Vikings

Start Time: 12:02 PM CST

at U.S. Bank Stadium, Minneapolis, MN

Game Day Weather

Game Weather: Indoor

Played Indoor on Turf: Field Turf

Officials

Referee: Torbert, Ronald (62)
 Line Judge: Steinkerchner, Mark (84)
 Back Judge: Yette, Greg (38)

Umpire: King, Paul (121)
 Field Judge: Santi, Aaron (50)
 Replay Official: Spysma, Bill (0)

Down Judge: Thomas, Sarah (53)
 Side Judge: Edwards, Scott (3)

Lineups

Green Bay Packers

Minnesota Vikings

Offense		Defense	
WR 87	J.Nelson	DE 94	D.Lowry
LT 69	D.Bakhtiari	NT 97	K.Clark
LG 65	L.Taylor	DT 76	M.Daniels
C 63	C.Linsley	LOLB 53	N.Perry
RG 73	J.Evans	ILB 47	J.Ryan
RT 75	B.Bulaga	ILB 50	B.Martinez
TE 80	M.Bennett	ROLB 52	C.Matthews
WR 18	R.Cobb	LCB 23	D.Randall
WR 17	D.Adams	RCB 28	J.Hawkins
QB 12	A.Rodgers	SS 29	K.Brice
RB 88	T.Montgomery	FS 21	H.Clinton-Dix

Offense		Defense	
WR 19	A.Thielen	LE 99	D.Hunter
LT 71	R.Reiff	DT 92	T.Johnson
LG 75	J.Sirles	NT 98	L.Joseph
C 65	P.Elflein	RE 97	E.Griffen
RG 61	J.Berger	CB 23	T.Newman
RT 74	M.Remmers	MLB 54	E.Kendricks
TE 82	K.Rudolph	SLB 55	A.Barr
WR 18	M.Floyd	LCB 26	T.Waynes
QB 7	C.Keenum	RCB 29	X.Rhodes
TE 89	D.Morgan	SS 41	A.Harris
RB 25	L.Murray	FS 22	H.Smith

Substitutions

Substitutions

K 2 M.Crosby, QB 7 B.Hundley, P 8 J.Vogel, WR 11 T.Davis, FB 22 A.Ripkowski, CB 24 Q.Rollins, S 25 M.Evans, S 27 J.Jones, RB 30 J.Williams, RB 33 A.Jones, CB 41 L.Pipkins, LB 51 K.Fackrell, LS 59 T.Pepper, G 62 L.Patrick, G 64 J.McCray, T 74 U.John, WR 81 G.Allison, TE 82 R.Rodgers, WR 83 J.Janis, TE 84 L.Kendricks, DT 91 Q.Dial, DT 99 R.Jean Francois

K 2 K.Forbath, P 4 R.Quigley, WR 11 L.Treadwell, WR 13 S.Coley, WR 17 J.Wright, CB 20 M.Alexander, RB 21 J.McKinnon, CB 24 T.Brock, S 27 J.Kearse, RB 30 C.Ham, CB 35 M.Sherels, LB 40 K.Brothers, LB 42 B.Gedeon, LS 47 K.McDermott, LB 50 E.Wilson, LB 59 E.Lamur, G 63 D.Isidora, TE 81 B.Bell, DE 91 S.Weatherly, NT 93 S.Stephen, DT 94 J.Johnson, DE 96 B.Robison

Did Not Play

Did Not Play

RB 32 D.Mays, LB 98 C.Odom

QB 1 K.Sloter, T 69 R.Hill

Not Active

Not Active

CB 20 K.King, CB 31 D.House, S 42 M.Burnett, LB 48 J.Thomas, LB 55 A.Brooks, G/T 77 A.Pankey, DT 90 M.Adams

QB 8 S.Bradford, WR 12 R.Adams, WR 14 S.Diggs, S 34 A.Sendejo, C 62 N.Easton, T 76 A.Collins, DE 90 T.Bower

Field Goals (made () & missed)

M.Crosby	(26)	K.Forbath	(36) (34) (53)
		1	2
VISITOR:	Green Bay Packers	0	10
HOME:	Minnesota Vikings	0	14
		3	4
		OT	Total
		0	10
		0	23

Scoring Plays

Team	Qtr	Time	Play Description (Extra Point) (Drive Info)	Visitor	Home
Vikings	2	14:53	J.McKinnon 27 yd. pass from C.Keenum (K.Forbath kick) (2-42, 0:11)	0	7
Packers	2	10:40	D.Adams 14 yd. pass from B.Hundley (M.Crosby kick) (3-18, 1:24)	7	7
Vikings	2	7:22	J.McKinnon 3 yd. run (K.Forbath kick) (8-84, 3:18)	7	14
Packers	2	1:51	M.Crosby 26 yd. Field Goal (7-30, 2:11)	10	14
Vikings	3	9:35	K.Forbath 36 yd. Field Goal (12-57, 5:25)	10	17
Vikings	4	14:57	K.Forbath 34 yd. Field Goal (11-66, 5:16)	10	20
Vikings	4	10:47	K.Forbath 53 yd. Field Goal (4-0, 1:29)	10	23

Paid Attendance: 66,848

Time: 3:16

Green Bay Packers vs Minnesota Vikings
10/15/2017 at U.S. Bank Stadium

Final Individual Statistics

Green Bay Packers

Minnesota Vikings

RUSHING						RUSHING					
	ATT	YDS	AVG	LG	TD		ATT	YDS	AVG	LG	TD
A.Jones	13	41	3.2	9	0	J.McKinnon	16	69	4.3	20	1
T.Montgomery	10	28	2.8	7	0	L.Murray	15	28	1.9	10	0
B.Hundley	1	3	3.0	3	0	C.Keenum	2	15	7.5	16	0
Total	24	72	3.0	9	0	Total	33	112	3.4	20	1

PASSING									PASSING								
	ATT	CMP	YDS	SK/YD	TD	LG	IN	RT		ATT	CMP	YDS	SK/YD	TD	LG	IN	RT
B.Hundley	33	18	157	4/20	1	26	3	39.6	C.Keenum	38	24	239	0/0	1	27	1	78.7
A.Rodgers	4	2	18	0/0	0	10	0	62.5	Total	38	24	239	0/0	1	27	1	78.7
Total	37	20	175	4/20	1	26	3	42.1	Total	38	24	239	0/0	1	27	1	78.7

PASS RECEIVING							PASS RECEIVING						
	TAR	REC	YDS	AVG	LG	TD		TAR	REC	YDS	AVG	LG	TD
J.Nelson	10	6	60	10.0	26	0	A.Thielen	13	9	97	10.8	23	0
D.Adams	10	5	54	10.8	19	1	K.Rudolph	9	5	47	9.4	16	0
R.Cobb	3	3	28	9.3	14	0	J.McKinnon	6	5	30	6.0	27	1
M.Bennett	4	2	22	11.0	14	0	L.Treadwell	3	3	51	17.0	25	0
G.Allison	2	1	7	7.0	7	0	L.Murray	1	1	9	9.0	9	0
T.Montgomery	3	1	3	3.0	3	0	M.Floyd	3	1	5	5.0	5	0
A.Jones	4	1	1	1.0	1	0	S.Coley	1	0	0	0.0	0	0
A.Ripkowski	1	1	0	0.0	0	0	Total	36	24	239	10.0	27	1
Total	37	20	175	8.8	26	1	Total	36	24	239	10.0	27	1

INTERCEPTIONS						INTERCEPTIONS					
	NO	YDS	AVG	LG	TD		NO	YDS	AVG	LG	TD
D.Randall	1	14	14.0	14	0	H.Smith	1	19	19.0	19	0
Total	1	14	14.0	14	0	T.Waynes	1	3	3.0	3	0
						X.Rhodes	1	2	2.0	2	0
						Total	3	24	8.0	19	0

PUNTING								PUNTING							
	NO	YDS	AVG	NET	TB	IN20	LG		NO	YDS	AVG	NET	TB	IN20	LG
J.Vogel	6	263	43.8	44.7	0	4	56	R.Quigley	4	155	38.8	36.8	0	3	54
Total	6	263	43.8	44.7	0	4	56	Total	4	155	38.8	36.8	0	3	54

PUNT RETURNS							PUNT RETURNS						
	NO	YDS	AVG	FC	LG	TD		NO	YDS	AVG	FC	LG	TD
T.Davis	1	8	8.0	2	8	0	M.Sherels	1	-5	-5.0	4	-5	0
[OUT OF BOUNDS]	1	0	0.0	0	0	0	[OUT OF BOUNDS]	1	0	0.0	0	0	0
Total	1	8	8.0	2	8	0	Total	1	-5	-5.0	4	0	0

KICKOFF RETURNS							KICKOFF RETURNS						
	NO	YDS	AVG	FC	LG	TD		NO	YDS	AVG	FC	LG	TD
T.Davis	2	55	27.5	0	29	0	S.Coley	1	19	19.0	0	19	0
J.Janis	1	11	11.0	0	11	0	[TOUCHBACK]	2	0	0.0	0	0	0
[TOUCHBACK]	3	0	0.0	0	0	0	Total	1	19	19.0	0	19	0
Total	3	66	22.0	0	29	0	Total	1	19	19.0	0	19	0

Green Bay Packers

FUMBLES	FUM	LOST	OWN-REC	YDS	TD	FORCED	OPP-REC	YDS	TD	OUT-BDS
B.Hundley	1	0	1	0	0	0	0	0	0	0
C.Matthews	1	0	0	0	0	0	1	63	0	1
K.Clark	0	0	0	0	0	1	0	0	0	0
J.Hawkins	0	0	0	0	0	1	0	0	0	0
Total	2	0	1	0	0	2	1	63	0	1

Minnesota Vikings

FUMBLES	FUM	LOST	OWN-REC	YDS	TD	FORCED	OPP-REC	YDS	TD	OUT-BDS
J.McKinnon	1	1	0	0	0	0	0	0	0	0
A.Thielen	1	0	0	0	0	0	0	0	0	1
L.Treadwell	0	0	0	0	0	1	0	0	0	0
Total	2	1	0	0	0	1	0	0	0	1

Final Team Statistics

	Visitor Packers	Home Vikings
TOTAL FIRST DOWNS	14	24
By Rushing	2	7
By Passing	11	13
By Penalty	1	4
THIRD DOWN EFFICIENCY	4-17-24%	4-12-33%
FOURTH DOWN EFFICIENCY	2-3-67%	0-1-0%
TOTAL NET YARDS	227	351
Total Offensive Plays (inc. times thrown passing)	65	71
Average gain per offensive play	3.5	4.9
NET YARDS RUSHING	72	112
Total Rushing Plays	24	33
Average gain per rushing play	3.0	3.4
Tackles for a loss-number and yards	2-2	7-12
NET YARDS PASSING	155	239
Times thrown - yards lost attempting to pass	4-20	0-0
Gross yards passing	175	239
PASS ATTEMPTS-COMPLETIONS-HAD INTERCEPTED	37-20-3	38-24-1
Avg gain per pass play (inc.# thrown passing)	3.8	6.3
KICKOFFS Number-In End Zone-Touchbacks	3-3-2	6-5-3
PUNTS Number and Average	6-43.8	4-38.8
Had Blocked	0	0
FGs - PATs Had Blocked	0-0	0-0
Net Punting Average	44.7	36.8
TOTAL RETURN YARDAGE (Not Including Kickoffs)	22	19
No. and Yards Punt Returns	1-8	1--5
No. and Yards Kickoff Returns	3-66	1-19
No. and Yards Interception Returns	1-14	3-24
PENALTIES Number and Yards	8-92	7-65
FUMBLES Number and Lost	2-0	2-1
TOUCHDOWNS	1	2
Rushing	0	1
Passing	1	1
EXTRA POINTS Made-Attempts	1-1	2-2
Kicking Made-Attempts	1-1	2-2
FIELD GOALS Made-Attempts	1-1	3-3
RED ZONE EFFICIENCY	1-3-33%	1-3-33%
GOAL TO GO EFFICIENCY	0-1-0%	1-1-100%
SAFETIES	0	0
FINAL SCORE	10	23
TIME OF POSSESSION	27:51	32:09

Green Bay Packers vs Minnesota Vikings
10/15/2017 at U.S. Bank Stadium

Ball Possession And Drive Chart

Green Bay Packers

#	Time Recd	Time Lost	Time Poss	How Ball Obtained	Drive Began	# Play	Yds Gain	Yds Pen	Net Yds	1st Down	Last Scrm	How Given Up
1	15:00	13:38	1:22	Kickoff	GB 25	3	8	0	8	0	GB 33	Punt
2	10:03	6:11	3:52	Punt	GB 17	6	22	5	27	2	GB 44	Punt
3	1:42	0:04	1:38	Punt	GB 18	3	8	0	8	0	GB 26	Interception
4	14:53	12:47	2:06	Kickoff	GB 17	3	-1	0	-1	0	GB 16	Punt
5	12:04	10:40	1:24	Fumble	MIN 18	3	18	0	18	1	* MIN 14	Touchdown
6	7:22	5:39	1:43	Kickoff	GB 25	3	-4	0	-4	0	GB 21	Punt
7	4:02	1:51	2:11	Interception	MIN 38	7	30	0	30	1	* MIN 8	Field Goal
8	9:35	5:13	4:22	Kickoff	GB 25	6	21	-5	16	1	GB 41	Punt
9	14:57	12:16	2:41	Kickoff	GB 25	5	20	0	20	1	GB 45	Interception
10	10:47	9:10	1:37	Kickoff	GB 27	3	6	0	6	0	GB 33	Punt
11	7:22	5:32	1:50	Punt	GB 34	9	15	0	15	2	MIN 45	Downs
12	3:20	0:15	3:05	Punt	GB 4	15	84	0	84	6	* MIN 12	Interception

(361) Average GB 30

Minnesota Vikings

#	Time Recd	Time Lost	Time Poss	How Ball Obtained	Drive Began	# Play	Yds Gain	Yds Pen	Net Yds	1st Down	Last Scrm	How Given Up
1	13:38	10:03	3:35	Punt	MIN 22	6	30	0	30	2	GB 48	Punt
2	6:11	1:42	4:29	Punt	MIN 16	9	31	5	36	3	GB 48	Punt
3	0:04	14:53	0:11	Interception	GB 42	2	27	15	42	2	GB 27	Touchdown
4	12:47	12:04	0:43	Punt	GB 42	2	22	0	22	1	GB 22	Fumble
5	10:40	7:22	3:18	Kickoff	MIN 16	8	42	42	84	5	* GB 3	Touchdown
6	5:39	4:02	1:37	Punt	MIN 18	4	20	0	20	1	MIN 38	Interception
7	1:51	0:00	1:51	Kickoff	MIN 25	9	55	-30	25	3	50	Downs
8	15:00	9:35	5:25	Kickoff	MIN 25	12	57	0	57	4	* GB 18	Field Goal
9	5:13	14:57	5:16	Punt	MIN 17	11	66	0	66	3	* GB 17	Field Goal
10	12:16	10:47	1:29	Interception	GB 35	4	0	0	0	0	GB 35	Field Goal
11	9:10	7:22	1:48	Punt	MIN 13	3	-3	0	-3	0	MIN 10	Punt
12	5:32	3:20	2:12	Downs	GB 49	3	5	0	5	0	GB 44	Punt
13	0:15	0:00	0:15	Interception	MIN 8	1	-1	0	-1	0	MIN 8	End of Game

(392) Average MIN 30

* inside opponent's 20

Time of Possession by Quarter

	1st	2nd	3rd	4th	OT	Total
Visitor Green Bay Packers	6:52	7:24	4:22	9:13		27:51
Home Minnesota Vikings	8:08	7:36	10:38	5:47		32:09

Kickoff Drive No.-Start Average

Packers: 6 - GB 24 Vikings: 3 - MIN 22

Green Bay Packers vs Minnesota Vikings
10/15/2017 at U.S. Bank Stadium

Final Defensive Statistics

Green Bay Packers	Regular Defensive Plays											Special Teams					Misc			
	TKL	AST	COMB	SK	/ YDS	TFL	Q	IN	PD	FF	FR	TKL	AST	FF	FR	BL	TKL	AST	FF	FR
B.Martinez	8	3	11	0	0	2	0	0	1	0	0	0	0	0	0	0	0	0	0	0
J.Ryan	3	5	8	0	0	0	0	0	0	0	0	0	0	0	0	0	0	0	0	0
K.Clark	5	1	6	0	0	1	0	0	0	1	0	0	0	0	0	0	0	0	0	0
J.Hawkins	5	1	6	0	0	0	0	0	0	1	0	0	0	0	0	0	0	0	0	0
L.Pipkins	5	1	6	0	0	1	0	0	0	0	0	0	0	0	0	0	0	0	0	0
H.Clinton-Dix	4	0	4	0	0	0	0	0	1	0	0	0	0	0	0	0	0	0	0	0
N.Perry	2	2	4	0	0	0	0	0	0	0	0	0	0	0	0	0	0	0	0	0
D.Randall	3	0	3	0	0	0	0	1	1	0	0	0	0	0	0	0	0	0	0	0
J.Jones	2	0	2	0	0	0	0	0	1	0	0	0	0	0	0	0	0	0	0	0
C.Matthews	1	1	2	0	0	0	2	0	0	0	1	0	0	0	0	0	0	0	0	0
K.Brice	1	1	2	0	0	0	0	0	1	0	0	0	0	0	0	0	0	0	0	0
Q.Dial	1	1	2	0	0	0	0	0	0	0	0	0	0	0	0	0	0	0	0	0
K.Fackrell	1	1	2	0	0	1	0	0	0	0	0	0	0	0	0	0	0	0	0	0
M.Daniels	0	2	2	0	0	0	1	0	0	0	0	0	0	0	0	0	0	0	0	0
D.Lowry	0	2	2	0	0	0	0	0	0	0	0	0	0	0	0	0	0	0	0	0
M.Evans	1	0	1	0	0	0	1	0	0	0	0	0	0	0	0	0	0	0	0	0
R.Jean Francois	0	1	1	0	0	0	0	0	0	0	0	0	0	0	0	0	0	0	0	0
Q.Rollins	0	0	0	0	0	0	0	0	1	0	0	0	0	0	0	0	0	0	0	0
T.Davis	0	0	0	0	0	0	0	0	0	0	0	1	0	0	0	0	0	0	0	0
L.Kendricks	0	0	0	0	0	0	0	0	0	0	0	1	0	0	0	0	0	0	0	0
G.Allison	0	0	0	0	0	0	0	0	0	0	0	0	0	0	0	0	1	0	0	0
J.Nelson	0	0	0	0	0	0	0	0	0	0	0	0	0	0	0	0	1	0	0	0
B.Hundley	0	0	0	0	0	0	0	0	0	0	0	0	0	0	0	0	0	0	0	1
Total	42	22	64	0	0	5	4	1	6	2	1	2	0	0	0	0	2	0	0	1

TKL = Tackle AST = Assist COMB = Combined QH=QB Hit IN = Interception PD = Pass Defense FF = Forced Fumble FR = Fumble Recovery

Minnesota Vikings	Regular Defensive Plays											Special Teams					Misc			
	TKL	AST	COMB	SK	/ YDS	TFL	QH	IN	PD	FF	FR	TKL	AST	FF	FR	BL	TKL	AST	FF	FR
E.Kendricks	6	5	11	0	0	0	0	0	0	0	0	0	0	0	0	0	0	0	0	0
T.Waynes	6	0	6	0	0	1	0	1	1	0	0	0	0	0	0	0	0	0	0	0
H.Smith	3	2	5	1.5	10	1	2	1	2	0	0	0	0	0	0	0	0	0	0	0
T.Newman	3	2	5	0	0	0	0	0	0	0	0	0	0	0	0	0	0	0	0	0
E.Lamur	3	2	5	0	0	0	0	0	0	0	0	0	0	0	0	0	0	0	0	0
E.Griffen	2	3	5	1	6	1	1	0	0	0	0	0	0	0	0	0	0	0	0	0
L.Joseph	1	3	4	0.5	0.5	1	1	0	0	0	0	0	0	0	0	0	0	0	0	0
M.Alexander	2	1	3	0	0	0	0	0	1	0	0	0	0	0	0	0	0	0	0	0
B.Robison	0	3	3	1	3.5	0	5	0	1	0	0	0	0	0	0	0	0	0	0	0
X.Rhodes	2	0	2	0	0	0	0	1	1	0	0	0	0	0	0	0	0	0	0	0
A.Harris	2	0	2	0	0	0	0	0	0	0	0	0	0	0	0	0	0	0	0	0
D.Hunter	1	1	2	0	0	0	0	0	0	0	0	0	0	0	0	0	0	0	0	0
S.Stephen	0	2	2	0	0	0	0	0	0	0	0	0	0	0	0	0	0	0	0	0
A.Barr	0	1	1	0	0	0	2	0	1	0	0	0	0	0	0	0	0	0	0	0
J.Johnson	0	1	1	0	0	0	0	0	0	0	0	0	0	0	0	0	0	0	0	0
T.Johnson	0	0	0	0	0	0	2	0	0	0	0	0	0	0	0	0	0	0	0	0
B.Gedeon	0	0	0	0	0	0	0	0	0	0	0	1	1	0	0	0	0	0	0	0
K.Brothers	0	0	0	0	0	0	0	0	0	0	0	1	1	0	0	0	0	0	0	0
T.Brock	0	0	0	0	0	0	0	0	0	0	0	0	1	0	0	0	0	0	0	0
C.Ham	0	0	0	0	0	0	0	0	0	0	0	0	1	0	0	0	0	0	0	0
L.Treadwell	0	0	0	0	0	0	0	0	0	0	0	0	0	0	0	0	1	0	1	0
K.Rudolph	0	0	0	0	0	0	0	0	0	0	0	0	0	0	0	0	1	0	0	0
Total	31	26	57	4	20	4	13	3	7	0	0	2	4	0	0	0	2	0	1	0

First Quarter

10/15/2017

Play By Play

MIN wins the coin toss and elects to defer. GB elects to Receive, and MIN elects to defend the west goal.

K.Forbath kicks 65 yards from MIN 35 to end zone, Touchback.

Green Bay Packers at 15:00

- 1-10-GB 25 (15:00) (Shotgun) A.Rodgers pass short left to M.Bennett to GB 33 for 8 yards (H.Smith).
- 2-2-GB 33 (14:27) (Shotgun) T.Montgomery left guard to GB 33 for no gain (L.Joseph; H.Smith).
- 3-2-GB 33 (13:48) (Shotgun) A.Rodgers pass incomplete short middle to M.Bennett (A.Barr).
- 4-2-GB 33 (13:45) (Punt formation) J.Vogel punts 45 yards to MIN 22, Center-T.Pepper, fair catch by M.Sherels.

Minnesota Vikings at 13:38

- 1-10-MIN 22 (13:38) L.Murray right guard to MIN 25 for 3 yards (K.Clark).
- 2-7-MIN 25 (13:04) (Shotgun) *PENALTY on GB-Q.Rollins, Neutral Zone Infraction, 5 yards, enforced at MIN 25 - No Play.*
- 2-2-MIN 30 (12:59) (No Huddle) *PENALTY on MIN-J.Sirles, False Start, 5 yards, enforced at MIN 30 - No Play.*
- 2-7-MIN 25 (12:44) (Shotgun) C.Keenum scrambles right end to MIN 41 for 16 yards (N.Perry). R1
- 1-10-MIN 41 (12:06) (No Huddle) L.Murray left tackle to GB 49 for 10 yards (H.Clinton-Dix). R2
- 1-10-GB 49 (11:32) (No Huddle) L.Murray left end to 50 for -1 yards (B.Martinez).
- 2-11-50 (10:52) J.McKinnon right end to GB 48 for 2 yards (J.Ryan).
- 3-9-GB 48 (10:16) (No Huddle, Shotgun) C.Keenum pass incomplete deep left to A.Thielen.
- 4-9-GB 48 (10:10) (Punt formation) R.Quigley punts 31 yards to GB 17, Center-K.McDermott, fair catch by T.Davis.

Green Bay Packers at 10:03

- 1-10-GB 17 (10:03) A.Rodgers pass short left to J.Nelson to GB 27 for 10 yards (T.Waynes). P1
- 1-10-GB 27 (9:25) A.Jones left end to GB 28 for 1 yard (L.Joseph; E.Griffen).
- 2-9-GB 28 (8:44) (Shotgun) A.Jones right tackle to GB 33 for 5 yards (T.Newman; E.Kendricks).
- 3-4-GB 33 (8:01) (Shotgun) *PENALTY on MIN-T.Johnson, Neutral Zone Infraction, 5 yards, enforced at GB 33 - No Play.* X2
- 1-10-GB 38 (7:41) A.Jones right end to GB 39 for 1 yard (T.Waynes).
- 2-9-GB 39 (7:04) (Shotgun) A.Rodgers pass incomplete short right to M.Bennett [A.Barr]. GB-A.Rodgers was injured during the play.
- 3-9-GB 39 (6:57) A.Jones left tackle to GB 44 for 5 yards (M.Alexander; E.Kendricks).
- 4-4-GB 44 (6:17) (Punt formation) J.Vogel punts 40 yards to MIN 16, Center-T.Pepper, fair catch by M.Sherels.

Minnesota Vikings at 6:11

- 1-10-MIN 16 (6:11) C.Keenum pass short right to M.Floyd pushed ob at MIN 21 for 5 yards (C.Matthews).
- 2-5-MIN 21 (5:37) (Shotgun) C.Keenum pass incomplete deep right to K.Rudolph.
- 3-5-MIN 21 (5:31) (No Huddle, Shotgun) C.Keenum pass short middle to A.Thielen to MIN 25 for 4 yards (B.Martinez).
PENALTY on GB-B.Martinez, Defensive Holding, 5 yards, enforced at MIN 21 - No Play. X3
- 1-10-MIN 26 (5:12) (Shotgun) C.Keenum pass incomplete short right to K.Rudolph (K.Brice).
- 2-10-MIN 26 (5:06) L.Murray right guard to MIN 28 for 2 yards (Q.Dial).
- 3-8-MIN 28 (4:37) (Shotgun) C.Keenum pass incomplete short left to A.Thielen.
PENALTY on GB-J.Jones, Illegal Contact, 5 yards, enforced at MIN 28 - No Play. X4
- 1-10-MIN 33 (4:31) J.McKinnon left end to MIN 36 for 3 yards (J.Ryan).
- 2-7-MIN 36 (4:07) C.Keenum pass short left to A.Thielen to MIN 48 for 12 yards (J.Hawkins). P5
- 1-10-MIN 48 (3:40) (No Huddle) C.Keenum pass short right to J.McKinnon pushed ob at GB 2 for 50 yards (D.Randall) [Q.Rollins].
PENALTY on MIN-P.Elfein, Ineligible Downfield Pass, 5 yards, enforced at MIN 48 - No Play.
- 1-15-MIN 43 (3:05) (Shotgun) C.Keenum pass short right to L.Murray to GB 48 for 9 yards (Q.Dial; B.Martinez).
- 2-6-GB 48 (2:32) (No Huddle) C.Keenum pass incomplete short right to M.Floyd (Q.Rollins).
- 3-6-GB 48 (2:30) (No Huddle, Shotgun) C.Keenum pass short right to J.McKinnon to GB 48 for no gain (B.Martinez).
- 4-6-GB 48 (1:49) (Punt formation) R.Quigley punts 30 yards to GB 18, Center-K.McDermott, fair catch by T.Davis.

Green Bay Packers at 1:42

- 1-10-GB 18 (1:42) T.Montgomery up the middle to GB 25 for 7 yards (E.Griffen).
- 2-3-GB 25 (1:02) T.Montgomery up the middle to GB 26 for 1 yard (T.Newman).
Timeout #1 by GB at 00:12.
- 3-2-GB 26 (:12) (Shotgun) B.Hundley pass short left intended for G.Allison INTERCEPTED by X.Rhodes (M.Alexander) at GB 29. X.Rhodes to GB 27 for 2 yards (G.Allison).
PENALTY on MIN-A.Barr, Unsportsmanlike Conduct, 15 yards, enforced at GB 27.

Minnesota Vikings at 0:04

Green Bay Packers vs Minnesota Vikings at U.S. Bank Stadium

1-10-GB 42 (:04) J.McKinnon left end to GB 42 for no gain (J.Ryan).

PENALTY on GB-J.Ryan, Horse Collar Tackle, 15 yards, enforced at GB 42.

X6

END OF QUARTER

	Score	Time Poss	First Downs				Efficiencies	
			R	P	X	T	3 Down	4 Down
Green Bay Packers	0	6:52	0	1	1	2	0/3	0/0
Minnesota Vikings	0	8:08	2	1	3	6	0/2	0/0

Second Quarter

10/15/2017

Play By Play

Minnesota Vikings continued.

1-10-GB 27 (15:00) C.Keenum pass short right to J.McKinnon for 27 yards, TOUCHDOWN. P7
(Kick formation) K.Forbath extra point is GOOD, Center-K.McDermott, Holder-R.Quigley.

GB 0 MIN 7, 2 plays, 42 yards, 1 penalty, 0:11 drive, 0:07 elapsed

K.Forbath kicks 59 yards from MIN 35 to GB 6. J.Janis to GB 17 for 11 yards (T.Brock; C.Ham).

Green Bay Packers at 14:53, (1st play from scrimmage 14:45)

1-10-GB 17 (14:45) A.Jones left tackle to GB 19 for 2 yards (B.Robison; D.Hunter).
2-8-GB 19 (14:06) B.Hundley scrambles right end to GB 22 for 3 yards (T.Newman).
3-5-GB 22 (13:16) (Shotgun) B.Hundley sacked at GB 16 for -6 yards (sack split by B.Robison and H.Smith). GB-L.Taylor was injured during the play.
4-11-GB 16 (12:55) (Punt formation) J.Vogel punts 26 yards to GB 42, Center-T.Pepper, out of bounds.

Minnesota Vikings at 12:47

1-10-GB 42 (12:47) (Shotgun) J.McKinnon up the middle to GB 22 for 20 yards (K.Brice; J.Ryan). GB-K.Brice was injured during the play. R8
1-10-GB 22 (12:19) (Shotgun) J.McKinnon up the middle to GB 20 for 2 yards (K.Clark). FUMBLES (K.Clark), RECOVERED by GB-C.Matthews at GB 19. C.Matthews to MIN 18 for 63 yards (L.Treadwell). FUMBLES (L.Treadwell), ball out of bounds at MIN 18.

Green Bay Packers at 12:04

1-10-MIN 18 (12:04) (Shotgun) T.Montgomery right tackle to MIN 13 for 5 yards (E.Kendricks).
2-5-MIN 13 (11:28) T.Montgomery left end to MIN 14 for -1 yards (T.Waynes).
3-6-MIN 14 (10:47) (Shotgun) B.Hundley pass short left to D.Adams for 14 yards, TOUCHDOWN. P3
(Kick formation) M.Crosby extra point is GOOD, Center-T.Pepper, Holder-J.Vogel.

GB 7 MIN 7, 3 plays, 18 yards, 1:24 drive, 4:20 elapsed

M.Crosby kicks 68 yards from GB 35 to MIN -3. S.Coley to MIN 16 for 19 yards (T.Davis).

Minnesota Vikings at 10:40, (1st play from scrimmage 10:36)

1-10-MIN 16 (10:36) C.Keenum pass incomplete deep left to A.Thielen.
PENALTY on GB-J.Hawkins, Defensive Pass Interference, 42 yards, enforced at MIN 16 - No Play. X9
1-10-GB 42 (10:28) C.Keenum pass short left to K.Rudolph to GB 28 for 14 yards (H.Clinton-Dix).
Green Bay challenged the pass completion ruling, and the play was REVERSED.
C.Keenum pass incomplete short left to K.Rudolph.
2-10-GB 42 (10:23) (Shotgun) C.Keenum pass short left to A.Thielen to GB 31 for 11 yards (J.Hawkins). P10
1-10-GB 31 (9:45) C.Keenum pass short right to K.Rudolph to GB 15 for 16 yards (H.Clinton-Dix). P11
1-10-GB 15 (9:02) L.Murray right tackle to GB 8 for 7 yards (L.Pipkins).
2-3-GB 8 (8:37) (No Huddle, Shotgun) C.Keenum pass short middle to K.Rudolph to GB 2 for 6 yards (H.Clinton-Dix). P12
1-2-GB 2 (8:11) (No Huddle) L.Murray up the middle to GB 3 for -1 yards (C.Matthews; J.Ryan).
2-3-GB 3 (7:32) (Shotgun) C.Keenum pass incomplete short right. GB-Q.Rollins was injured during the play.
3-3-GB 3 (7:26) (Shotgun) J.McKinnon left guard for 3 yards, TOUCHDOWN. R13
The Replay Official reviewed the score ruling, and the play was Upheld. The ruling on the field stands.
(Kick formation) K.Forbath extra point is GOOD, Center-K.McDermott, Holder-R.Quigley.

GB 7 MIN 14, 8 plays, 84 yards, 1 penalty, 3:18 drive, 7:38 elapsed

K.Forbath kicks 65 yards from MIN 35 to end zone, Touchback.

Green Bay Packers at 7:22

1-10-GB 25 (7:22) B.Hundley pass incomplete deep right to J.Nelson.
2-10-GB 25 (7:15) A.Jones left guard to GB 28 for 3 yards (E.Kendricks; T.Newman).
3-7-GB 28 (6:33) (Shotgun) B.Hundley pass incomplete short left to R.Rodgers [T.Johnson].
Penalty on GB-C.Linsley, Offensive Holding, offsetting, enforced at GB 28 - No Play.
Penalty on MIN-H.Smith, Defensive Pass Interference, offsetting.
3-7-GB 28 (6:28) (Shotgun) B.Hundley sacked at GB 21 for -7 yards (H.Smith).
4-14-GB 21 (5:52) (Punt formation) J.Vogel punts 56 yards to MIN 23, Center-T.Pepper. M.Sherels to MIN 18 for -5 yards (L.Kendricks).

Minnesota Vikings at 5:39

1-10-MIN 18 (5:39) (Shotgun) J.McKinnon right end to MIN 17 for -1 yards (M.Daniels; K.Clark).
2-11-MIN 17 (5:10) (Shotgun) C.Keenum pass short middle to K.Rudolph to MIN 18 for 1 yard (L.Pipkins).
3-10-MIN 18 (4:36) (Shotgun) C.Keenum pass deep right to A.Thielen to MIN 38 for 20 yards (K.Brice). P14
Green Bay challenged the pass completion ruling, and the play was Upheld. The ruling on the field was confirmed. (Timeout #2.)
1-10-MIN 38 (4:10) (Shotgun) C.Keenum pass short right intended for M.Floyd INTERCEPTED by D.Randall (B.Martinez) at GB 48. D.Randall to MIN 38 for 14 yards (K.Rudolph).

Green Bay Packers at 4:02

1-10-MIN 38 (4:02) (Shotgun) T.Montgomery right guard to MIN 37 for 1 yard (S.Stephen; E.Griffen).

Green Bay Packers vs Minnesota Vikings at U.S. Bank Stadium

2-9-MIN 37 (3:28) B.Hundley pass short right to T.Montgomery to MIN 34 for 3 yards (A.Barr; E.Kendricks).
 3-6-MIN 34 (2:48) (Shotgun) B.Hundley pass deep right to J.Nelson pushed ob at MIN 8 for 26 yards (T.Waynes).
1-8-MIN 8 (2:14) (Shotgun) B.Hundley pass short left to J.Nelson to MIN 8 for no gain (T.Waynes).

P4

Two-Minute Warning

2-8-MIN 8 (2:00) (Shotgun) B.Hundley pass incomplete short left to A.Jones [A.Barr].
 3-8-MIN 8 (1:57) (Shotgun) B.Hundley pass short middle to T.Montgomery for 8 yards, TOUCHDOWN [T.Johnson].
 The Replay Official reviewed the pass completion ruling, and the play was REVERSED.
 (Shotgun) B.Hundley pass incomplete short middle to T.Montgomery [T.Johnson].
 4-8-MIN 8 (1:53) (Field Goal formation) M.Crosby 26 yard field goal is GOOD, Center-T.Pepper, Holder-J.Vogel.

GB 10 MIN 14, 7 plays, 30 yards, 2:11 drive, 13:09 elapsed

M.Crosby kicks 65 yards from GB 35 to end zone, Touchback.

Minnesota Vikings at 1:51

1-10-MIN 25 (1:51) (Shotgun) J.McKinnon right guard pushed ob at MIN 36 for 11 yards (D.Randall).
1-10-MIN 36 (1:45) (Shotgun) C.Keenum pass short middle to A.Thielen to MIN 39 for 3 yards (B.Martinez) [M.Daniels].
 2-7-MIN 39 (1:21) (No Huddle, Shotgun) C.Keenum pass short left to L.Treadwell pushed ob at GB 43 for 18 yards (L.Pipkins).
1-10-GB 43 (1:15) (Shotgun) C.Keenum pass short right to A.Thielen pushed ob at GB 34 for 9 yards (D.Randall).
 2-1-GB 34 (1:08) (No Huddle, Shotgun) J.McKinnon right tackle to GB 30 for 4 yards (J.Jones).
1-10-GB 30 (:48) (No Huddle, Shotgun) C.Keenum pass incomplete short middle to K.Rudolph (B.Martinez).
PENALTY on MIN-M.Remmers, Face Mask (15 Yards), 15 yards, enforced at GB 30 - No Play.
 1-25-GB 45 (:44) (Shotgun) C.Keenum pass short left to J.McKinnon to GB 45 for no gain (J.Hawkins).
PENALTY on MIN-L.Treadwell, Illegal Blindsided Block, 15 yards, enforced at GB 45 - No Play.
 1-40-MIN 40 (:37) (Shotgun) J.McKinnon up the middle to MIN 40 for no gain (N.Perry; R.Jean Francois).
 Timeout #1 by MIN at 00:32.
 2-40-MIN 40 (:32) *PENALTY on GB-R.Jean Francois, Neutral Zone Infraction, 5 yards, enforced at MIN 40 - No Play.*
 2-35-MIN 45 (:32) (Shotgun) C.Keenum pass incomplete short right to J.McKinnon [C.Matthews].
 3-35-MIN 45 (:26) (No Huddle, Shotgun) J.McKinnon up the middle to GB 45 for 10 yards (N.Perry; B.Martinez).
 Timeout #2 by MIN at 00:04.
 4-25-GB 45 (:04) (Shotgun) *PENALTY on MIN-R.Reiff, False Start, 5 yards, enforced at GB 45 - No Play.*
 4-30-50 (:04) (Shotgun) C.Keenum pass incomplete deep right to A.Thielen (J.Jones).

R15

P16

R17

END OF QUARTER

	Score	Time Poss	First Downs				Efficiencies	
			R	P	X	T	3 Down	4 Down
Green Bay Packers	10	7:24	0	2	0	2	2/5	0/0
Minnesota Vikings	14	7:36	4	6	1	11	2/3	0/1

Third Quarter

10/15/2017

Play By Play

MIN elects to Receive, and GB elects to defend the goal.

M.Crosby kicks 65 yards from GB 35 to end zone, Touchback.

Minnesota Vikings at 15:00

- 1-10-MIN 25 (15:00) L.Murray left tackle to MIN 29 for 4 yards (K.Clark).
- 2-6-MIN 29 (14:20) C.Keenum pass short left to A.Thielen to MIN 35 for 6 yards (J.Hawkins). FUMBLES (J.Hawkins), ball out of bounds at MIN 35. P18
- 1-10-MIN 35 (13:52) L.Murray up the middle to MIN 33 for -2 yards (K.Clark).
- 2-12-MIN 33 (13:15) (Shotgun) C.Keenum pass short left to K.Rudolph to MIN 48 for 15 yards (B.Martinez). P19
- 1-10-MIN 48 (12:44) L.Murray up the middle to MIN 45 for -3 yards (B.Martinez).
- 2-13-MIN 45 (12:09) (Shotgun) C.Keenum pass short left to A.Thielen to GB 49 for 6 yards (B.Martinez).
- 3-7-GB 49 (11:36) (Shotgun) C.Keenum pass short left to J.McKinnon to GB 41 for 8 yards (J.Jones). P20
Timeout #1 by MIN at 11:07.
- 1-10-GB 41 (11:07) C.Keenum pass deep left to A.Thielen ran ob at GB 18 for 23 yards. P21
- 1-10-GB 18 (10:37) (Shotgun) C.Keenum pass incomplete short right to A.Thielen.
- 2-10-GB 18 (10:32) L.Murray left guard to GB 18 for no gain (M.Daniels; J.Ryan).
- 3-10-GB 18 (9:46) (Shotgun) C.Keenum pass incomplete short left to K.Rudolph (H.Clinton-Dix).
- 4-10-GB 18 **(9:39) (Field Goal formation) K.Forbath 36 yard field goal is GOOD, Center-K.McDermott, Holder-R.Quigley.**

GB 10 MIN 17, 12 plays, 57 yards, 5:25 drive, 5:25 elapsed

K.Forbath kicks 66 yards from MIN 35 to GB -1. T.Davis to GB 25 for 26 yards (B.Gedeon; K.Brothers).

Green Bay Packers at 9:35, (1st play from scrimmage 9:27)

- 1-10-GB 25 (9:27) T.Montgomery right end to GB 27 for 2 yards (E.Kendricks).
- 2-8-GB 27 (8:44) T.Montgomery right end to GB 28 for 1 yard (E.Lamur).
- 3-7-GB 28 (8:04) (Shotgun) B.Hundley pass short middle to R.Cobb to GB 37 for 9 yards (M.Alexander). P5
- 1-10-GB 37 (7:28) B.Hundley pass short right to J.Nelson pushed ob at GB 46 for 9 yards (T.Waynes).
- 2-1-GB 46 (6:57) (Shotgun) A.Jones left tackle to GB 46 for no gain (D.Hunter).
- 3-1-GB 46 (6:23) (Shotgun) A.Jones up the middle to GB 46 for no gain (E.Kendricks).
- 4-1-GB 46 (6:23) (Punt formation) *PENALTY on GB-J.Vogel, Delay of Game, 5 yards, enforced at GB 46 - No Play.*
- 4-6-GB 41 (5:20) (Punt formation) J.Vogel punts 42 yards to MIN 17, Center-T.Pepper, fair catch by M.Sherels.

Minnesota Vikings at 5:13

- 1-10-MIN 17 (5:13) J.McKinnon left end to MIN 22 for 5 yards (J.Hawkins).
- 2-5-MIN 22 (4:38) C.Keenum pass deep left to L.Treadwell pushed ob at MIN 47 for 25 yards (H.Clinton-Dix) [C.Matthews]. P22
- 1-10-MIN 47 (4:09) (No Huddle) J.McKinnon left guard to GB 44 for 9 yards (B.Martinez).
- 2-1-GB 44 (3:45) (No Huddle, Shotgun) J.McKinnon left guard to GB 43 for 1 yard (N.Perry). R23
- 1-10-GB 43 (3:11) (Shotgun) C.Keenum pass incomplete short right to S.Coley.
- 2-10-GB 43 (3:04) (Shotgun) C.Keenum pass short right to L.Treadwell to GB 35 for 8 yards (B.Martinez; L.Pipkins) [M.Evans]. GB-B.Martinez was injured during the play.
- 3-2-GB 35 (2:34) C.Keenum pass short right to K.Rudolph to GB 26 for 9 yards (M.Evans). P24
- 1-10-GB 26 (1:54) L.Murray right guard to GB 22 for 4 yards (B.Martinez).
- 2-6-GB 22 (1:16) L.Murray left end to GB 24 for -2 yards (J.Hawkins; D.Lowry).
- 3-8-GB 24 (:31) (Shotgun) C.Keenum pass short right to A.Thielen to GB 17 for 7 yards (L.Pipkins). GB-L.Pipkins was injured during the play.

END OF QUARTER

	Score	Time Poss	First Downs				Efficiencies	
			R	P	X	T	3 Down	4 Down
Green Bay Packers	10	4:22	0	1	0	1	1/2	0/0
Minnesota Vikings	17	10:38	1	6	0	7	2/4	0/0

Fourth Quarter

10/15/2017

Play By Play

Minnesota Vikings continued.

4-1-GB 17 (15:00) (Field Goal formation) K.Forbath 34 yard field goal is GOOD, Center-K.McDermott, Holder-R.Quigley.

GB 10 MIN 20, 11 plays, 66 yards, 5:16 drive, 0:03 elapsed

K.Forbath kicks 65 yards from MIN 35 to end zone, Touchback.

Green Bay Packers at 14:57

1-10-GB 25 (14:57) A.Jones right tackle to GB 34 for 9 yards (A.Harris).

2-1-GB 34 (14:17) B.Hundley to GB 34 for no gain. FUMBLES, and recovers at GB 33. B.Hundley to GB 31 for -2 yards. Handoff to A.Jones to GB 37 for 6 yards (T.Newman). R6

1-10-GB 37 (13:39) B.Hundley pass short right to D.Adams pushed ob at GB 46 for 9 yards (X.Rhodes).

2-1-GB 46 (13:04) A.Jones left guard to GB 45 for -1 yards (L.Joseph).

3-2-GB 45 (12:27) B.Hundley pass short left intended for J.Nelson INTERCEPTED by H.Smith at MIN 46. H.Smith pushed ob at GB 35 for 19 yards (J.Nelson).

Minnesota Vikings at 12:16

1-10-GB 35 (12:16) (Shotgun) J.McKinnon right end to GB 37 for -2 yards (K.Fackrell).

2-12-GB 37 (11:34) J.McKinnon up the middle to GB 35 for 2 yards (D.Randall).

3-10-GB 35 (10:56) (Shotgun) C.Keenum pass incomplete short middle to A.Thielen.

4-10-GB 35 (10:52) (Field Goal formation) K.Forbath 53 yard field goal is GOOD, Center-K.McDermott, Holder-R.Quigley.

GB 10 MIN 23, 4 plays, 0 yards, 1:29 drive, 4:13 elapsed

K.Forbath kicks 67 yards from MIN 35 to GB -2. T.Davis to GB 27 for 29 yards (B.Gedeon).

Green Bay Packers at 10:47, (1st play from scrimmage 10:42)

1-10-GB 27 (10:42) B.Hundley pass short left to A.Ripkowski to GB 27 for no gain (E.Lamur).

2-10-GB 27 (10:05) (Shotgun) T.Montgomery left guard to GB 33 for 6 yards (E.Griffen; S.Stephen).

3-4-GB 33 (9:28) (Shotgun) B.Hundley pass incomplete deep right to J.Nelson (H.Smith).

4-4-GB 33 (9:17) (Punt formation) J.Vogel punts 54 yards to MIN 13, Center-T.Pepper, fair catch by M.Sherels.

Minnesota Vikings at 9:10

1-10-MIN 13 (9:10) C.Keenum pass incomplete short right.

2-10-MIN 13 (9:04) L.Murray up the middle to MIN 16 for 3 yards (D.Lowry; J.Ryan).

3-7-MIN 16 (8:21) (Shotgun) C.Keenum pass short right to J.McKinnon to MIN 10 for -6 yards (L.Pipkins).

4-13-MIN 10 (7:37) (Punt formation) R.Quigley punts 54 yards to GB 36, Center-K.McDermott. T.Davis to GB 44 for 8 yards (K.Brothers).

PENALTY on GB-M.Evans, Illegal Block Above the Waist, 10 yards, enforced at GB 44.

Green Bay Packers at 7:22

1-10-GB 34 (7:22) (Shotgun) B.Hundley pass incomplete short right to T.Montgomery.

2-10-GB 34 (7:19) (Shotgun) T.Montgomery left guard to GB 40 for 6 yards (E.Kendricks).

3-4-GB 40 (6:49) (No Huddle, Shotgun) B.Hundley pass incomplete short middle to D.Adams (B.Robison).

4-4-GB 40 (6:47) (Shotgun) B.Hundley pass short left to J.Nelson pushed ob at GB 44 for 4 yards (H.Smith). P7

1-10-GB 44 (6:24) (No Huddle, Shotgun) B.Hundley pass short left to J.Nelson to MIN 45 for 11 yards (E.Kendricks). P8

1-10-MIN 45 (5:55) (No Huddle, Shotgun) B.Hundley pass incomplete short right to D.Adams.

2-10-MIN 45 (5:47) (Shotgun) B.Hundley pass incomplete short left to A.Jones [T.Johnson].

3-10-MIN 45 (5:44) (Shotgun) B.Hundley pass incomplete deep left to D.Adams.

4-10-MIN 45 (5:37) (Shotgun) B.Hundley sacked at GB 49 for -6 yards (E.Griffen).

Minnesota Vikings at 5:32

1-10-GB 49 (5:32) L.Murray up the middle to GB 46 for 3 yards (K.Clark).

2-7-GB 46 (4:49) L.Murray up the middle to GB 45 for 1 yard (K.Fackrell; J.Ryan).

3-6-GB 45 (4:08) (Shotgun) C.Keenum pass short left to J.McKinnon to GB 44 for 1 yard (J.Hawkins).

4-5-GB 44 (3:27) (Punt formation) R.Quigley punts 40 yards to GB 4, Center-K.McDermott, out of bounds.

Green Bay Packers at 3:20

1-10-GB 4 (3:20) (Shotgun) A.Jones up the middle to GB 11 for 7 yards (E.Lamur).

2-3-GB 11 (2:59) (No Huddle, Shotgun) A.Jones up the middle to GB 17 for 6 yards (J.Johnson; E.Lamur). R9

1-10-GB 17 (2:32) (No Huddle, Shotgun) B.Hundley pass short middle to R.Cobb to GB 31 for 14 yards (A.Harris). P10

1-10-GB 31 (2:08) (No Huddle, Shotgun) B.Hundley pass short right to R.Cobb to GB 36 for 5 yards (M.Alexander).

Two-Minute Warning

2-5-GB 36 (2:00) (Shotgun) B.Hundley pass incomplete deep left to D.Adams [B.Robison].

Green Bay Packers vs Minnesota Vikings at U.S. Bank Stadium

3-5-GB 36 (1:55) (Shotgun) B.Hundley pass short left to A.Jones to GB 37 for 1 yard (E.Kendricks).
 4-4-GB 37 (1:18) (Shotgun) B.Hundley pass short right to D.Adams pushed ob at GB 42 for 5 yards (X.Rhodes). P11
1-10-GB 42 (1:11) (No Huddle, Shotgun) B.Hundley pass deep left to D.Adams ran ob at MIN 39 for 19 yards. P12
1-10-MIN 39 (1:04) (No Huddle, Shotgun) B.Hundley pass short middle to M.Bennett to MIN 25 for 14 yards (E.Kendricks; E.Lamur). P13
1-10-MIN 25 (:42) (No Huddle, Shotgun) B.Hundley pass short right to G.Allison ran ob at MIN 18 for 7 yards.
 2-3-MIN 18 (:39) (Shotgun) B.Hundley pass incomplete short right to A.Jones [B.Robison].
 3-3-MIN 18 (:35) (Shotgun) B.Hundley pass short right to D.Adams ran ob at MIN 11 for 7 yards. P14
1-10-MIN 11 (:31) (Shotgun) B.Hundley sacked at MIN 12 for -1 yards (sack split by B.Robison and L.Joseph).
 Timeout #1 by GB at 00:26.
 2-11-MIN 12 (:26) (Shotgun) B.Hundley pass incomplete short right to D.Adams.
 3-11-MIN 12 (:21) (Shotgun) B.Hundley pass short left intended for J.Nelson INTERCEPTED by T.Waynes [B.Robison] at MIN 5. T.Waynes ran ob at MIN 8 for 3 yards.

Minnesota Vikings at 0:15

1-10-MIN 8 (:15) (Run formation) C.Keenum kneels to MIN 7 for -1 yards.

END OF QUARTER

	Score	Time Poss	First Downs				Efficiencies	
			R	P	X	T	3 Down	4 Down
Green Bay Packers	10	9:13	2	7	0	9	1/7	2/3
Minnesota Vikings	23	5:47	0	0	0	0	0/3	0/0

Miscellaneous Statistics Report

Green Bay Packers vs Minnesota Vikings
10/15/2017 at U.S. Bank Stadium

Ten Longest Plays for Green Bay Packers

Yards	Qtr	Play Start	Play Description
26	2	3-6-MIN 34	(2:48) (Shotgun) B.Hundley pass deep right to J.Nelson pushed ob at MIN 8 for 26 yards (T.Waynes).
19	4	1-10-GB 42	(1:11) (No Huddle, Shotgun) B.Hundley pass deep left to D.Adams ran ob at MIN 39 for 19 yards.
14	2	3-6-MIN 14	(10:47) (Shotgun) B.Hundley pass short left to D.Adams for 14 yards, TOUCHDOWN.
14	4	1-10-GB 17	(2:32) (No Huddle, Shotgun) B.Hundley pass short middle to R.Cobb to GB 31 for 14 yards (A.Harris).
14	4	1-10-MIN 39	(1:04) (No Huddle, Shotgun) B.Hundley pass short middle to M.Bennett to MIN 25 for 14 yards (E.Kendricks; E.Lamur).
11	4	1-10-GB 44	(6:24) (No Huddle, Shotgun) B.Hundley pass short left to J.Nelson to MIN 45 for 11 yards (E.Kendricks).
10	1	1-10-GB 17	(10:03) A.Rodgers pass short left to J.Nelson to GB 27 for 10 yards (T.Waynes).
9	3	3-7-GB 28	(8:04) (Shotgun) B.Hundley pass short middle to R.Cobb to GB 37 for 9 yards (M.Alexander).
9	3	1-10-GB 37	(7:28) B.Hundley pass short right to J.Nelson pushed ob at GB 46 for 9 yards (T.Waynes).
9	4	1-10-GB 25	(14:57) A.Jones right tackle to GB 34 for 9 yards (A.Harris).

Ten Longest Plays for Minnesota Vikings

Yards	Qtr	Play Start	Play Description
27	2	1-10-GB 27	(15:00) C.Keenum pass short right to J.McKinnon for 27 yards, TOUCHDOWN.
25	3	2-5-MIN 22	(4:38) C.Keenum pass deep left to L.Treadwell pushed ob at MIN 47 for 25 yards (H.Clinton-Dix) [C.Matthews].
23	3	1-10-GB 41	(11:07) C.Keenum pass deep left to A.Thielen ran ob at GB 18 for 23 yards.
20	2	1-10-GB 42	(12:47) (Shotgun) J.McKinnon up the middle to GB 22 for 20 yards (K.Brice; J.Ryan). GB-K.Brice was injured during the play.
20	2	3-10-MIN 18	(4:36) (Shotgun) C.Keenum pass deep right to A.Thielen to MIN 38 for 20 yards (K.Brice).
18	2	2-7-MIN 39	(1:21) (No Huddle, Shotgun) C.Keenum pass short left to L.Treadwell pushed ob at GB 43 for 18 yards (L.Pipkins).
16	1	2-7-MIN 25	(12:44) (Shotgun) C.Keenum scrambles right end to MIN 41 for 16 yards (N.Perry).
16	2	1-10-GB 31	(9:45) C.Keenum pass short right to K.Rudolph to GB 15 for 16 yards (H.Clinton-Dix).
15	1	1-10-GB 42	(:04) J.McKinnon left end to GB 42 for no gain (J.Ryan).
15	3	2-12-MIN 33	(13:15) (Shotgun) C.Keenum pass short left to K.Rudolph to MIN 48 for 15 yards (B.Martinez).

Touchdown Scoring Information

	Offense	Defense	Special Teams
VISITOR Green Bay Packers	1	0	0
HOME Minnesota Vikings	2	0	0

Player Scoring Information

Club	Player	TD	Rush TD	Rec TD	KO TD	Punt TD	Int TD	Fum TD	Misc TD	FG	XP	2Pt Rush	2Pt Rec	Sfty	Points
GB	D.Adams	0	0	1	0	0	0	0	0	0	0	0	0	0	6
GB	M.Crosby	0	0	0	0	0	0	0	0	1	1	0	0	0	4
MIN	J.McKinnon	0	1	1	0	0	0	0	0	0	0	0	0	0	12
MIN	K.Forbath	0	0	0	0	0	0	0	0	3	2	0	0	0	11

Possession Detail

	First Half		Second Half		Game	
	Visitor	Home	Visitor	Home	Visitor	Home
Largest Lead	0	7	0	13	0	13
Drives Leading	0	3	0	6	0	9
Time of Possession Leading	0:00	4:11	0:00	16:25	0:00	20:36
Largest Deficit	-7	0	-13	0	-13	0
Drives Trailing	4	0	5	0	9	0
Time of Possession Trailing	7:24	0:00	13:35	0:00	20:59	0:00
Times Score Tied Up		1		0		1
Lead Changes		2		0		2

Playtime Percentage

Percent of playtime per player on offense, defense and special teams

Green Bay Packers

Minnesota Vikings

		Offense	Defense	Special Teams				Offense	Defense	Special Teams			
J Evans	G	66	100%		2	8%	J Berger	G	77	100%	6	23%	
C Linsley	C	66	100%				R Reiff	T	77	100%	5	19%	
D Adams	WR	65	98%				M Remmers	T	77	100%	5	19%	
J Nelson	WR	61	92%				J Sirles	G	77	100%	5	19%	
B Hundley	QB	58	88%				C Keenum	QB	77	100%			
R Cobb	WR	53	80%				P Elflein	C	77	100%			
J McCray	G	51	77%		2	8%	K Rudolph	TE	75	97%			
M Bennett	TE	50	76%				A Thielen	WR	72	94%			
A Jones	RB	43	65%		3	12%	J McKinnon	RB	44	57%			
L Patrick	G	38	58%		2	8%	L Treadwell	WR	44	57%			
D Bakhtiari	T	34	52%		2	8%	M Floyd	WR	38	49%			
U John	T	32	48%				L Murray	RB	33	43%			
B Bulaga	T	28	42%		2	8%	J Wright	WR	29	38%			
T Montgomery	RB	20	30%				D Morgan	TE	16	21%	3	12%	
L Taylor	G	15	23%				S Coley	WR	16	21%	3	12%	
A Ripkowski	FB	13	20%		15	58%	B Bell	TE	12	16%	20	77%	
R Rodgers	TE	11	17%		7	27%	C Ham	FB	6	8%	18	69%	
A Rodgers	QB	8	12%				A Harris	FS		66	100%	11	42%
G Allison	WR	7	11%		11	42%	E Kendricks	LB		66	100%	3	12%
L Kendricks	TE	6	9%		12	46%	H Smith	FS		66	100%	3	12%
J Janis	WR	1	2%		15	58%	X Rhodes	CB		66	100%		
H Clinton-Dix	FS			77	100%	5	19%	T Waynes	CB	61	92%	5	19%
B Martinez	LB			76	99%	8	31%	E Griffen	DE	56	85%	3	12%
K Brice	FS			75	97%	22	85%	T Newman	CB	51	77%		
J Hawkins	CB			75	97%	9	35%	D Hunter	DE	50	76%	3	12%
C Matthews	LB			65	84%	5	19%	B Robison	DE	40	61%		
D Randall	CB			59	77%	8	31%	T Johnson	DT	39	59%	3	12%
N Perry	LB			57	74%			L Joseph	NT	39	59%	1	4%
K Clark	NT			55	71%	5	19%	E Lamur	LB	38	58%	11	42%
M Daniels	DT			53	69%	5	19%	S Stephen	NT	30	45%	7	27%
J Ryan	LB			48	62%	16	62%	A Barr	LB	28	42%	2	8%
L Pipkins	CB			46	60%	7	27%	M Alexander	CB	20	30%	14	54%
D Lowry	DE			34	44%	7	27%	S Weatherly	DE	6	9%	19	73%
K Fackrell	LB			31	40%	24	92%	J Johnson	DT	4	6%		
J Jones	SS			30	39%	19	73%	B Gedeon	LB			21	81%
Q Rollins	CB			22	29%	3	12%	M Sherels	CB			19	73%
Q Dial	NT			21	27%	7	27%	K Brothers	LB			18	69%
M Evans	SS			15	19%	19	73%	E Wilson	LB			18	69%
R Jean Francois	DT		7	9%			J Kearse	SS			17	65%	
C Odom	LB		1	1%			K Forbath	K			11	42%	
T Davis	WR				14	54%	K McDermott	LS			9	35%	
J Williams	RB				9	35%	R Quigley	P			9	35%	
T Pepper	LS				8	31%	T Brock	CB			9	35%	
J Vogel	P				8	31%	D Isidora	G			5	19%	
M Crosby	K				5	19%							