



BEARS



VS



CAROLINA PANTHERS vs CHICAGO BEARS

SUN OCT 22 2017 NOON SOLDIER FIELD



2017 CHICAGO BEARS SCHEDULE

PRESEASON (2-2)

THURSDAY	AUGUST 10	BRONCOS	L, 17-24	FOX 32
Saturday	August 19	@ Arizona	W, 24-23	FOX 32
Sunday	August 27	@ Tennessee	W, 19-7	FOX
THURSDAY	AUGUST 31	BROWNS	L, 0-25	FOX 32

REGULAR SEASON (2-4)

SUNDAY	SEPTEMBER 10	FALCONS	L, 17-23	FOX
Sunday	September 17	@ Tampa Bay	L, 7-29	FOX
SUNDAY	SEPTEMBER 24	STEELERS	W, 23-17 (ot)	CBS
Thursday	September 28	@ Green Bay	L, 14-35	CBS/NFLN
MONDAY	OCTOBER 9	VIKINGS	L, 17-20	ESPN
Sunday	October 15	@ Baltimore	W, 27-24 (ot)	FOX
SUNDAY	OCTOBER 22	PANTHERS	NOON*	CBS
Sunday	October 29	@ New Orleans	Noon*	FOX
Sunday	November 5	Bye		
SUNDAY	NOVEMBER 12	PACKERS	NOON*	FOX
SUNDAY	NOVEMBER 19	LIONS	NOON*	FOX
Sunday	November 26	@ Philadelphia	Noon*	FOX
SUNDAY	DECEMBER 3	49ERS	NOON*	CBS
Sunday	December 10	@ Cincinnati	Noon*	FOX
Saturday	December 16	@ Detroit	3:30 p.m.	NFLN
SUNDAY	DECEMBER 24	BROWNS	NOON	CBS
Sunday	December 31	@ Minnesota	Noon*	FOX

All times are Central; **HOME GAMES IN BOLD CAPS**

* Game dates and times subject to change



GAME RELEASE | WEEK 7

BEARS

CAROLINA PANTHERS vs CHICAGO BEARS

OCT 22, 2017 | NOON | SOLDIER FIELD



THE BROADCASTS

TV: CBS

Ian Eagle (talent)

Dan Fouts (analyst)

Evann Washburn (sideline)



RADIO: WBBM 780 AM, 105.9 FM

Jeff Joniak (talent)

Tom Thayer (analyst)

Zach Zaidman (reporter)



Sports USA will have the national broadcast with **Wayne Randazzo** and **Hank Bauer**. You can also hear the game on Sirius/XM channel 135. **Univision, 93.5 FM** and **1220 AM** will carry the Spanish broadcasts.

QUICK COMPARISON



Record 2-4 (4th NFCN)
 Pts/Gm.....17.5
 Rush Yds/Gm136.0
 Pass Yds/Gm170.8
 Total Off/Gm306.8
 Total Def/Gm.....302.7



Record4-2 (1st NFCN)
 Pts/Gm.....21.3
 Rush Yds/Gm95.5
 Pass Yds/Gm228.0
 Total Off/Gm323.5
 Total Def/Gm.....280.0

INDIVIDUAL LEADERS

PASSING

#10 Mitchell Trubisky
 20-41; 241 yds
 2 TD, 1 INT, 73.3 QBR

RUSHING

#24 Jordan Howard
 118-495 yds; 4 TD, 82.5 ypg

RECEIVING

#13 Kendall Wright
 20-236 yds; 1 TD, 39.3 ypg

DEFENSE

#96 Akiem Hicks
 19 tackles; 5.0 sacks

PASSING

#1 Cam Newton
 127-197; 1476 yds
 9 TD, 8 INT, 85.3 QBR

RUSHING

#28 Jonathan Stewart
 85-247 yds; 0 TD, 41.1 ypg

RECEIVING

#17 Devin Funchess
 27-305 yds; 3 TD, 50.8 ypg

DEFENSE

#90 Julius Peppers
 14 tackles; 6.5 sacks

SERIES HISTORY

The Bears and Panthers are meeting for the 10th time Sunday with Chicago owning a 5-4 advantage. The Bears won three consecutive meetings from 2010-12 before the Panthers snapped the streak with a 31-24 win in Carolina in 2014. They also have met once in the postseason, a 29-21 Panthers victory in a 2005 Divisional Playoff.

FIRST AND 10

- The Bears are 4-0 against the Carolina Panthers at Soldier Field all-time in regular-season games.
- The Bears rank first in the NFC and third in the NFL with 136.0 rushing yards per game.
- RB **Jordan Howard** leads the Bears with 495 rushing yards and ranks second in the NFC and fifth in the NFL with 82.5 yards per game.
- Howard recorded his ninth career 100-yard rushing game with a career-high 167 yards in the OT win at Baltimore.
- QB **Mitchell Trubisky** is 1-1 in his young NFL career as a starter. He picked up his first NFL victory last weekend in the 27-24 overtime win at Baltimore.
- Trubisky made his first career NFL start Oct. 9 vs. the Vikings, becoming the first rookie to start at QB for the Bears since Kyle Orton in 2005.
- RB **Tarik Cohen** is third in the NFC among running backs with 26 receptions, trailing only Carolina's Christian McCaffrey (37) and Arizona's Andre Ellington (28).
- Four different Chicago Bears have thrown a touchdown pass in 2017, the most of any team in the NFL: (Glennon, Trubisky, O'Donnell, Cohen).
- DL **Akiem Hicks** is tied for fifth in the NFC with 5.0 sacks on the season. He has two games this season with multiple sacks (Atlanta, Minnesota).
- The Bears are expected to face six opposing quarterbacks who have won or have played in a Super Bowl in the first eight weeks, the most of any NFL team.

WEEKLY MEDIA SCHEDULE

WEDNESDAY (10/18)

- 12:45 p.m.** Panthers conference calls at Halas Hall
11:40 a.m. Practice at Halas Hall
 HC John Fox available at podium after practice
 OC Dowell Loggains available at podium
 QB Mitchell Trubisky available at podium
 Open locker room following podium availability
1:45 p.m. HC John Fox conference call
1:55 to 2:15 p.m. Bears player conference call

THURSDAY (10/19)

- 11:40 a.m.** Practice at Halas Hall
 HC John Fox available at podium following practice
 DC Vic Fangio available at PNC Center podium
 STC Jeff Rodgers available at PNC Center podium
 Open locker room following podium availability

FRIDAY (10/20)

- 11:25 a.m.** Practice at Halas Hall
 HC John Fox available at podium following practice
 Open locker room following Coach Fox availability

SATURDAY (10/21)

No availability



THE COACHES



John Fox..... **Coach** Ron Rivera
 Bears..... **Team** Panthers
 San Diego State..... **Alma Mater** California
 16th..... **Years as NFL Head Coach**.....7th
 3rd..... **Years with Team**7th
 11-27..... **Record with Team** 57-44-1
 130-116..... **Career Record**..... 57-44-1
 8-7..... **Career Playoff Record**.....3-3
 0-1..... **Career Record vs. Opponent**1-2
 1-0..... **Career Record vs. Coach** 0-1

BEARS FOOTBALL STAFF

Head Coach: John Fox (named 1/16/2015)
Record at Chicago: 11-27 (3rd Season)
Career Record: 130-116 (16th Season)
 Defensive Coordinator Vic Fangio
 Offensive Coordinator.....Dowell Loggains
 Special Teams Coordinator Jeff Rodgers
 Quarterbacks Dave Ragone
 Running Backs.....Curtis Modkins
 Offensive Line Jeremiah Washburn
 Wide Receivers Zach Azzanni
 Offensive Assistant..... John Dunn
 Offensive Assistant..... Ben McDaniels
 Tight Ends Frank Smith
 Assistant Offensive LineBen Wilkerson
 Linebackers Glenn Pires
 Defensive Line Jay Rodgers
 Defensive Quality Control..... Sean Desai
 Defensive Backs..... Ed Donatell
 Assistant Defensive Backs Roy Anderson
 Outside Linebackers Brandon Staley
 Assistant Special TeamsDerius Swinton II
 Strength and Conditioning Jason George
 Asst. Strength and Conditioning Pierre Ngo
 Asst. Strength and ConditioningRick Perry

BEARS MEDIA RELATIONS STAFF

VP of Communications Brandon Faber
 Director of Media Relations.....Adam Widman
 Media Relations Coordinator Jared Ellerson
 Media Relations Assistant Aaron Clark
 Public Relations Specialist Meghan Bower
 Media Relations SeasonalBen Schmitz
 SVP Marketing & Communications Scott Hagel
 Email First Name.Last Name@Bears.NFL.Net
 Media Relations Phone Number 847-295-9657

SETTING THE STAGE

Fresh off their second overtime victory of the season, the Chicago Bears (2-4) return home to face the 4-2 Carolina Panthers Sunday at Soldier Field. The game will be broadcast on CBS at Noon CT.

Rookie quarterback **Mitchell Trubisky** is 1-1 as a starter, making his first career NFL start Oct. 9 against the Vikings while becoming the first rookie quarterback to start a game for the Chicago Bears since Kyle Orton in 2005. He then became the first Bears rookie QB to win his first road start since Craig Krenzel in 2004 at the NY Giants. He has thrown for 241 yards on 20 of 41 passing with two touchdowns and one INT on the year.

Trubisky started 13 games at North Carolina last season, passing for 3,784 yards and 30 touchdowns on 304 completions and 447 attempts -- all school records.

Leading the Bears out of the backfield are Pro Bowler **Jordan Howard**, who finished second in the NFL in rushing last season with 1,313 yards, and rookie **Tarik Cohen**. Howard leads the Bears with 495 rushing yards and ranks second in the NFC and fifth in the NFL with 82.5 yards per game. He recorded his ninth career 100-yard rushing game with a career-high 167 yards in the OT win at Baltimore.

Cohen has rushed for 226 yards on 50 attempts (4.5 avg) but also has done a lot of his damage out of the backfield with 26 catches for 158 yards and one touchdown. He ranks third in the NFC among running backs with 26 receptions, trailing only Carolina's Christian McCaffrey (37) and Arizona's Andre Ellington (28).

Wide receiver **Kendall Wright** (20 rec., 236 yds, 1 TD) and tight end **Zach Miller** (18 rec., 207 yds) pace the team in receiving with Miller catching touchdowns in back-to-back games for the third time in his career.

Defensively, linebacker **Danny Trevathan** leads the Bears with 35 tackles and corner **Kyle Fuller** is second with 29 stops. The Bears have 16.0 sacks on the year, led by defensive lineman **Akiem Hicks** (5.0) and outside linebackers **Leonard Floyd** (3.0) and **Pernell McPhee** (3.0). Bryce Callahan and Adrian Amos (90-yd TD) recorded two interceptions for the Bears Sunday at Baltimore, the first multi-interception game for the Bears since picking off two Dec. 11, 2016 at Detroit.

The Panthers enter Sunday's game 4-2 and in first place in the NFC South. They are averaging 21.3 points per game and 323.5 total yards. They rank in the top 10 in several defensive categories, including points allowed (20.3, 9th), total yards (280.0, 4th), passing yards (196.7, 7th) and rushing yards (83.3, 5th).

Former Bear Ron Rivera leads the Panthers in his seventh season with an overall record of 57-44-1. He made the playoffs three consecutive years from 2013-15, including a trip to Super Bowl 50.



TEAM COMPARISON

	BEARS	PANTHERS
Record	2-4	4-2
Division Standing	4th (NFCN)	1st (NFCN)
Turnover Margin	-8 (31st)	-6 (29th)

OFFENSE (NFL RANK)

Net Yards Per Game	306.8 (26th)	323.5 (19th)
Yards Per Play	4.82 (27th)	4.96 (24th)
Points Per Game	17.5 (T-28th)	21.3 (17th)
Possession Avg.	30:26	32:58
Net Rushing YPG	136.0 (3rd)	95.5 (22nd)
Net Passing YPG	170.8 (28th)	228.0 (17th)
Had Intercepted/Yds	6/77	8/80
Sacks Allowed/Yds	13/108	17/125
Fumbles/Lost	16/8	7/2
3rd Down Pct.	36.3 (25th)	45.2 (3rd)
Red Zone TD Pct.	61.5 (5th)	47.4 (23rd)
Giveaways	14	10

DEFENSE (NFL RANK)

Net Yards	302.7 (6th)	280.0 (4th)
Yards Per Play	4.89 (8th)	4.87 (6th)
Points Per Game	24.7 (T-25th)	20.3 (T-9th)
Net Rushing Yds	104.3 (15th)	83.3 (5th)
Net Passing Yds	198.3 (8th)	196.7 (7th)
Intercepted By/Yards	2/142	1/23
Sacks For/Yards	16/105	20/116
Opp. Fumbles/Lost	5/4	7/3
3rd Down Pct.	39.3 (17th)	37.7 (11th)
Red Zone TD Pct.	50.0 (T-12th)	69.2 (30th)
Takeaways	6	4

SPECIAL TEAMS (NFL RANK)

Punts-Avg. Yds (Gross)	471	44.7
Punts-Avg. Yds (Net)	37.5	41.4
Punt Returns-Avg. Per	8.1	7.6
Punt Returns-Avg. Per Allowed	15.6	4.8
KO Returns-Avg. Per	20.8	19.7
KO Returns-Avg. Per Allowed	30.8	22.5
FG Made/Attempted	4/6	15/16

PENALTIES

Penalties Against/Yards	43/333	25/219
Opp. Penalties Against/Yds	42/340	34/319

INDIVIDUAL COMPARISON

BEARS	PANTHERS
-------	----------

PASSING YARDS

Glennon	833	Newton.....1,476
Trubisky	241	Anderson.....17

RUSHING YARDS

Howard	495	Stewart..... 247
Cohen.....	226	Newton..... 161
Trubisky	54	McCaffrey..... 104

RECEIVING YARDS

Wright	236	Benjamin.....371
Miller	207	Dickson.....307
Cohen.....	158	Funchess.....305

POINTS SCORED

Howard	24	Gano.....56
Barth.....	23	Two Tied..... 18
Miller	12	McCaffrey.....12

INTERCEPTIONS

Amos	1	Kuechly..... 1
Callahan.....	1	

SACKS

Hicks.....	5.0	Peppers..... 6.5
Two Tied	3.0	Two Tied.....3.0
Young.....	2.0	Two Tied.....2.0

DEFENSIVE TACKLES (PRESS BOX TOTALS)

Trevathan.....	35	Kuechly.....46
Two Tied	29	Davis.....32
Amos	24	Two Tied.....31

KICKOFF RETURNS (AVG.)

Thompson	11 (20.8)	Samuel..... 5 (21.4)
----------------	-----------	----------------------

PUNT RETURNS (AVG.)

Cohen.....	14 (8.9)	McCaffrey..... 15 (7.5)
------------	----------	-------------------------

FIELD GOALS (AVG.)

Barth.....	4/6 (66.6%)	Gano..... 15/16 (93.8%)
------------	-------------	-------------------------

PUNTS (GROSS/NET AVG.)

O'Donnell.....	33 (471/37.5)	Palardy ...21 (44.7/41.4)
----------------	---------------	---------------------------



BEARS-PANTHERS SERIES HISTORY • BEARS LEAD 5-4

Years	Result	Location
1995	Bears, 31-27	Chicago
2002	Panthers, 24-14	Charlotte
2005	Bears, 13-3	Chicago
2005	Panthers, 29-21	Chicago
2008	Panthers, 20-17	Charlotte
2010	Bears, 23-6	Charlotte
2011	Bears, 34-29	Chicago
2012	Bears, 23-22	Chicago
2014	Panthers, 31-24	Charlotte

Bold: Divisional Playoff

LAST MEETING - 2014 GAME RECAP

The Bears blew leads of 21-7 and 24-21 in en route to a 31-24 defeat to Carolina at Bank of America Stadium on Oct. 5, 2014. The Bears mustered only 3 points in the final two quarters Sunday on Robbie Gould's 45-yard field goal late in the third quarter.

Gould's kick gave the Bears a 24-21 lead, which they held until midway through the fourth quarter before turnovers on each of their final three possessions cost them the game.

First, Jay Cutler airmailed a pass over intended receiver Santonio Holmes to Panthers safety Thomas DeCoud, who returned the interception 35 yards to the Chicago 32.

The Bears defense held Carolina without a first down, but Graham Gano's 44-yard FG tied the score 24-24 with 4:29 remaining in the fourth.

On the next play from scrimmage, Panthers cornerback Antoine Cason stripped the ball from Matt Forte and defensive tackle Kawann Short recovered the fumble at the Chicago 23.

Six plays later, Cam Newton rifled a 6-yard TD pass to tight end Greg Olsen on third-and-goal, giving Carolina a 31-24 lead with 2:18 left.

The Bears then coughed up the ball for the third time in less than six minutes when Cutler fumbled on a sack on a desperation fourth-and-21 play from his own 34 with 1:06 remaining.

The Panthers took an early 7-0 lead on a bizarre touchdown. With Philly Brown camping under a Bears punt, he was drilled by Teddy Williams before the ball arrived. Brown alertly scooped up the ball after it had hit Williams and scampered 79 yards for a TD.

The turning point of the game came after the usually-reliable Robbie Gould missed a 35-yard-field goal attempt that could have given the Bears a 24-7 lead with 1:51 left in the half.

After gaining only 33 yards on 13 plays on their first five possessions that resulted in three turnovers and two punts, the Panthers (3-2) strung together touchdown drives of 75 yards to end the first half and 86 yards to open the second, tying the score 21-21.



**Last Meeting vs. Carolina
Panthers 31, Bears 24
Bank of America Stadium
Sunday, Oct. 5, 2014**

CHICAGO	14	7	3	0	24
CAROLINA	7	7	7	10	31

FIRST QUARTER

Panthers 10:56	Brown 79 yd. PR (Gano kick)
Bears 4:31	Forte 10 yd. pass from Cutler (Gould kick)
Bears 2:13	Cutler 10 yd. run (Gould kick)

SECOND QUARTER

Bears 10:51	Jeffery 25 yd. pass from Cutler (Gould kick)
Bears 0:12	Olsen 9 yd. pass from Newton (Gano kick)

THIRD QUARTER

Panthers 7:16	Ogbonnaya 1 yd. run (Gano kick)
Bears 2:38	Gould 45 yd. FG

FOURTH QUARTER

Panthers 4:29	Gano 44 yd. FG
Panthers 2:18	Olsen 6 yd. pass from Newton (Gano kick)

	Bears	Panthers
First Downs.....	17	22
3rd Down	5-13	5-12
Total Net Yards	347	322
Off Plays	62	63
Avg Gain	5.6	5.1
Rushing Net.....	85	91
Passing Net	262	231
Penalties (Yds).....	10 (79)	3 (30)
Turnovers	4	3
Punts (Avg).....	4 (51.3)	5 (48.2)
TDs	3	4
FGs.....	1-2	1-1
TO Remain.....	1	3
Time of Poss.....	32:59	27:01

RUSHING LEADERS

BEARS - Forte 17-61; Cutler 3-22, 1 TD; Carey 2-2.
PANTHERS - Reaves 10-36; Ogbonnaya 8-24; Brown 2-22.

RECEIVING LEADERS

BEARS - Forte 12-105, 1 TD; Jeffery 6-97, 1 TD; Marshall 3-44; Rosario 3-20; Bennett 3-17.
PANTHERS - Olsen 6-72, 2 TD; Cotchery 3-46; Avant 2-42; Benjamin 3-38; Bersin 1-21; Dickson 2-16; Reaves 1-16.

PASSING LEADERS

BEARS - Cutler 28-36, 289 yds, 2 TD, 2 INT.
PANTHERS - Newton 19-35, 255 yds, 2 TD, 1 INT.



BEARS TOP PERFORMANCES VS. PANTHERS

Top Team Performances vs. Panthers

* - Records since 1920

Offense:

Total Net Yards:	390 (10/8/1995)
Net Passing Yards:	262 (10/5/2014)
Net Rushing yards:	224 (10/2/2011)
Rushing TDs:	2 (Twice, 10/2/2011)
Receiving TDs:	3 (10/8/1995)
Points Scored:	34 (10/2/2011)
Largest Margin of Victory:	17 (10/10/2010)
First Downs:	27 (10/8/1995)
3rd Down Conversions:	8 (10/8/1995)
4th Down Conversions:	1 (10/2/2011)
Rushing Attempts:	42 (10/10/2010)
Fewest Rushing Attempts:	19 (10/28/2012)
Passing Attempts:	41 (10/8/1995)
Fewest Passing Attempts:	17 (10/2/2011)
Completions:	28 (10/5/2014)
Fewest Penalties:	3 (12/22/2002)
Time of Possession (since 1981):	34:04 (10/8/1995)

Defense:

Fewest Net Yards Allowed:	147 (10/10/2010)
Fewest Pass Yds Allowed:	62 (10/10/2010)
Fewest Rush Yds Allowed:	55 (11/20/2005)
Fewest Pts Allowed:	13 (11/20/2005)
Sacks:	8 (11/20/2005)
Passes Defensed:	9 (11/20/2005)
Interceptions:	3 (10/10/2010)
Turnovers:	3 (Twice, 10/5/2014)
Opp. Penalties:	10 (9/14/2008)

Special Teams:

Punt Returns:	5 (Twice, 9/14/2008)
Punt Return Yards:	69 (10/2/2011)
Kick Returns:	7 (10/28/2012)
Kick Return Yards:	133 (10/10/2010)
PR Touchdowns:	1 (10/2/2011)
KR Touchdowns:	NA
Field Goals Made:	3 (10/10/2010)
Field Goal Long:	53 (10/10/2010)
Punts:	10 (12/22/2002)
Punts In20:	3 (3 Times, 10/28/2012)

Top Individual Performances vs. Panthers

* - Records since 1961

Offense:

Net Passing Yds:	289 (J. Cutler, 10/5/2014)
Pass Attempts:	41 (E. Kramer, 10/8/1995)
Completion Pct:	77.8 (J. Cutler, 10/5/2014)
QBR:	99.5 (E. Kramer, 10/8/1995)
Receiving Yards:	105 (M. Forte, 10/5/14)
Receptions:	12 (M. Forte, 10/5/14)
Receptions by a RB:	12 (M. Forte, 10/5/14)
Receiving Yards by a RB:	105 (M. Forte, 10/5/14)
Rush Yards:	205 (M. Forte, 10/2/2011)
Rush Attempts:	28 (R. Salaam, 10/8/1995)
Rush TDs:	2 (M. Forte, 10/10/2010)
Receiving TDs:	2 (D. White, 12/22/2002)
Offensive Touches:	29 (M. Forte, 10/5/2014)
1st Down Rec (1994):	8 (B. Marshall, 10/28/12)
1st Down Rush (1994):	7 (M. Forte, 10/2/2011)
Overall TDs:	2 (2x, last M. Forte, 10/10/2010)
Points Scored:	12 (Twice, M. Forte, 10/10/2010)

Defense:

Tackles:	11 (B. Urlacher, 12/22/2002)
Tackles For Loss:	2 (Twice, A. Adams, 10/10/2010)
Sacks:	3 (A. Ogunleye, 11/20/2005)
Sack Yards:	23 (A. Brown, 11/20/2005)
Interceptions:	2 (Twice, T. Jennings, 10/28/2012)
Interception Ret. Yds:	68 (N. Vasher, 11/20/2005)
Interception Long:	46 (N. Vasher, 11/20/2005)
Fumbles Forced:	1 (A. Brown, 11/20/2005)
Passes Defensed:	3 (Twice, T. Jennings, 10/28/2012)

Special Teams:

Tackles:	4 (R. Abdullah, 12/22/2002)
Punt Return Yards:	69 (D. Hester, 10/2/2011)
PR Touchdowns:	1 (D. Hester, 10/2/2011)
Kick Return Yards:	133 (D. Manning, 10/10/2010)
KR Touchdowns:	NA
Field Goals:	3 (R. Gould, 10/10/2010)
Field Goal Long:	53 (R. Gould, 10/10/2010)
Punts:	10 (B. Maynard, 12/22/2002)
Punt Long:	66 (B. Maynard, 12/22/2002)
Punts In20:	3 (3 Times, A. Podlesh, 10/28/2012)



Did you know: On Oct. 2, 2011, former Bears wide receiver Devin Hester returned Chicago's only punt in the Chi-CAR series to be returned for a touchdown, a 69-yard return in the second quarter to put Chicago ahead, 24-10. The Bears went on to defeat Carolina, 34-29.



Did you know: On Dec. 22, 2002, former Bears linebacker Brian Urlacher logged team-leading 11 tackles versus the Panthers, a mark that still stands as the most individual tackles by a Bear versus Carolina in the last 15 years.



NOTING THE OVERTIME WIN AT BALTIMORE

- The 231 yards rushing by the Bears Sunday were the most allowed by a Baltimore Ravens opponent in their franchise history. It marked the second time the Bears have rushed for 200+ yards in a game this year (Steelers) and marked the most since rushing for 235 yards in 2014 vs. Green Bay.
- The 27 points were the most scored by the Bears in Baltimore. The win also was Baltimore's first overtime loss at home to an NFC opponent.
- The 54 rushing attempts by the Bears were the most since 1988 when the Bears also rushed 54 times in a Week One victory vs. Miami.
- **Jordan Howard's** career-high 167 yards rushing were the second-most allowed by the Ravens by an individual at M&T Bank Stadium (Marshall Faulk had 192 in 1998).
- For the third consecutive week, Howard led the Bears in rushing with his ninth 100-yard game of his career. His 36 carries also marked a career high and are the most by any NFL player this season as of Oct. 16.
- **Tarik Cohen** threw a 21-yard touchdown pass to tight end Zach Miller Sunday, becoming the first Bears rookie running back to throw a touchdown pass since Gale Sayers on October 10, 1965 (26 yards to Dick Gordon).
- Cohen also became the first player 5'6" or shorter to throw a touchdown pass since Wee Willie Smith did so in 1934 for the New York Giants. Wee Willie Smith also stood at 5'6" tall.
- Additionally, Cohen is the 10th Chicago running back since 1960 to throw a touchdown pass and the first since Adrian Peterson did so on Dec. 30, 2007 versus New Orleans.
- **Mitchell Trubisky** became just the second rookie quarterback to win a game in Baltimore since the franchise moved from Cleveland to Baltimore in 1996. Prior to Sunday's win, Baltimore was 14-1 when facing rookie quarterbacks at home (11-0 under John Harbaugh). Trubisky joins Jake Plummer as the only other rookie quarterback to win a game on the road at Baltimore after Plummer did so in 1997.
- Trubisky also became the first Bears rookie QB to win their first road start since Craig Krenzel in 2004 at the NY Giants.
- Trubisky led an eight-play, 71-yard drive to set up the game-winning field goal in overtime.
- **Connor Barth** connected on a 40-yard game-winning field goal in overtime on Sunday. It was the third overtime field goal in his career. Barth also kicked game-winners in OT at Atlanta (11/1/2015) and at New Orleans (12/27/2009).
- Chicago now has two overtime wins this season. The last time the Bears recorded two overtime victories in the same season was in 2008 when Chicago defeated New Orleans, 27-24, and Green Bay, 20-17, in back-to-back weeks (weeks 15 & 16).
- Four different Chicago Bears have now thrown a touchdown pass in 2017, the most of any team in the NFL: (Glennon, Trubisky, O'Donnell, Cohen).
- Touchdown receptions by TE's **Dion Sims** and **Zach Miller** marked the first time since Nov. 11, 2015 that two Chicago tight ends recorded touchdown receptions in the same game (Martellus Bennett and Miller caught TD passes at San Diego).
- Chicago defensive back **Adrian Amos** logged his first career interception on Sunday, picking off quarterback Joe Flacco with 5:29 left in the fourth quarter and returning it 90 yards for a touchdown. The 90-yard return marked the fourth-longest interception for a touchdown by a Chicago Bear since 1960, trailing only Richie Petitbon (1962, 101 yds), Rosey Taylor (1968, 96 yds) and Todd Bell (1981, 92 yds).
- Additionally, Amos is the first Bear to return an interception for a touchdown since defensive back Cre'Von LeBlanc did so on a 24-yard return at Detroit on Dec. 11, 2016.
- The 142 total return yards by the Bears Sunday were the second most in franchise history.



NOTING THE BEARS

- Quarterback **Mitchell Trubisky**, the No. 2 overall selection of the Bears in the 2017 NFL Draft, is 1-1 in his young NFL career as a starting quarterback. He has completed 20 of 41 passes for 241 yards to go along with two touchdowns and one interception.
- Trubisky made his NFL debut on Monday Night Football against Minnesota Oct. 9 and became the third rookie quarterback selected in the first round to make his first NFL start in addition to his debut on Monday Night Football, joining Detroit's Chuck Long (December 15, 1986 vs. Chicago) and Philadelphia's John Reaves (October 2, 1972 vs. New York Giants).
- Like Trubisky, Carolina's Julius Peppers also was a No. 2 overall draft pick by the Panthers out of UNC in 2002. Sunday will mark the first time two of UNC's No. 2 overall draft picks will be going to head-to-head in an NFL game.
- Trubisky also became just the second quarterback since 1960 from the University of North Carolina to make a regular-season start in the National Football League. Former Houston Texans quarterback T.J. Yates made seven starts during his four seasons with the club (2011-13, 2015).
- Former Bears quarterback, Jay Cutler, arrived in Chicago in 2009 when he set the franchise record for most touchdown passes by a QB in their inaugural season with the club (27). Quarterback Mitchell Trubisky needs seven TD passes to join the club's Top-10 list.

Rk.	Player	Year	G	TD - INT	Rate
1.	Jay Cutler	2009	16	27-26	76.8
2.	Billy Wade	1961	13	22-13	93.7
3.	Dave Krieg	1996	13	14-12	76.3
4.	Charlie O'Rourke	1942	11	11-16	82.1
5.	Steve Walsh	1994	12	10- 8	77.9
6.	Kyle Orton	2005	15	9-13	59.7
7.	Jim McMahon	1982	8	9-7	79.9
8.	Cade McNown	1999	15	8-10	66.7
9.	Zeke Bratkowski	1954	12	8-17	60.8
10.	Kordell Stewart	2003	9	7-12	56.8
#	<i>Mitchell Trubisky</i>	2017	2	2-1	73.3

- Running back **Jordan Howard** logged his eighth career game rushing for 100+ yards in the win over the Steelers Sept. 24 and then his ninth with a career-high 167 in the overtime win at Baltimore. He also carried the ball a career-high 36 times in the win over the Ravens and recorded a 53-yard run in the overtime to set up the winning field



Running back Jordan Howard carried a career-high 36 times for a career-best 167 yards in the overtime win at Baltimore.

goal, the third rush of 50 or more yards for Howard in his career.

- Five running backs in Chicago Bears history have rushed for 1,000+ yards in their rookie season. Howard, who most recently accomplished the feat in 2016, looks to become the first Bear to start his career with consecutive 1,000-yard rushing seasons.

Player	Yr. 1	Yards	Yr. 2	Yards
Jordan Howard	2016	1,313	2017	495
Matt Forte	2008	1,238	2009	929
Anthony Thomas	2001	1,183	2002	721
Rashaan Salaam	1995	1,074	1996	496
Beattie Feathers	1934	1,004	1935	281

- Former Chicago running back Matt Forte (2008-15) ranks first in Bears history with 2,167 rushing yards in his first two seasons with the club. Howard ranks fifth with 1,808 yards following a rookie campaign which covered 1,313 rushing yards and 495 this season.

Rk.	Player	2-Year Total	Years
1.	Matt Forte	2,167	2008-09
2.	Gale Sayers	2,098	1965-66
3.	Walter Payton	2,069	1975-76
4.	Anthony Thomas	1,904	2001-02
5.	Jordan Howard	1,808	2016-17
6.	Rick Casares	1,798	1955-56
7.	Rashaan Salaam	1,570	1995-96
8.	Curtis Enis	1,413	1998-99



NOTING THE BEARS

- The Bears rushed for 222 yards (Howard 140, Cohen 78) in the OT victory over the Steelers, marking the first time the Bears rushed for 200+ yards in a game since 2014. It also marked just the fourth time in Mike Tomlin's 11 years in Pittsburgh where the Steelers have allowed 200 or more yards on the ground in a game. The duos performance of 218 combined rushing yards by Howard and Cohen marked the first time a pair of Bears teammates combined to rush for 200+ yards in a game since 2010 when Matt Forte (166) and Chester Taylor (43) combined for 209 yards on the ground.
- Rookie **Tarik Cohen** is third in the NFC among running backs with 26 receptions, trailing only Carolina's Christian McCaffrey (30) and Arizona's Andre Ellington (28).
- Cohen impressed in his rookie debut vs. the Falcons, totaling 158 all-purpose yards, the most ever by a Bears rookie in a season-debut. The previous record was 148 yards, set by Bob Margarita against the Green Bay Packers in 1944. Cohen rushed for a team-high 66 yards on five carries (13.2 avg) and also led the team with eight catches for 47 yards, including a 19-yard touchdown in the fourth quarter. The rookie from North Carolina A&T also had three punt returns for 45 yards.
- **Kendall Wright** leads the Bears with 236 yards receiving on 20 catches, an average of 11.8 yards per catch. His biggest catch of the 2017 season thus far came on a third down in overtime at Baltimore when he made a leaping 18-yard grab to set up Connor Barth's game-winning field goal.
- Tight end **Zach Miller** logged a season-high 45 receiving yards on two catches Sept. 28 at Green Bay. His 29-yard reception in the second quarter (1:19) was his fourth-longest catch in a Bears uniform.
- Miller enters Sunday's game vs. the Panthers with touchdown catches in consecutive games for the third time in his career. Miller hauled in a 20-yard touchdown pass Oct. 9 vs. Minnesota in the fourth quarter (12:33), his first touchdown reception in 2017. He then hauled in a 21-yard touchdown from Tarik Cohen at Baltimore his 11th as a Bear and the 15th of his six-year career.
- Rookie tight end **Adam Shaheen** scored the first touchdown of his NFL career in the win over the Steelers, a two-yard strike from quarterback **Mike Glennon** in the second quarter (:47 seconds) to put the Bears up 14-7. The last Bears rookie tight end to score a touchdown was Greg Olson in 2007 (First career TD: 10/7/07 vs. GB).
- The Chicago defense is now one of eight teams in the National Football League and one of four in the NFC with at least four players who own multiple sacks on the season: **Akiem Hicks** (5.0), **Leonard Floyd** (3.0), **Willie Young** (2.0) and **Pernell McPhee** (3.0).
- Punter **Pat O'Donnell** currently ranks third in the NFC in punting with a 47.1 average. O'Donnell's long punt of the season was a 69-yarder in the opener against the Falcons, which is currently the second-longest punt in the NFL this season and the longest among NFC punters. He has 13 punts inside the 20, which is second best in the NFC.
- O'Donnell converted a 38-yard touchdown pass to running back **Benny Cunningham** on a 4th-and-6 with 5:33 to go in the third quarter on Monday. O'Donnell is the third punter since 1960 to throw a TD pass for the Bears. Brad Maynard completed the most recent TD pass, a 12-yard completion to Dustin Lyman on Dec. 1, 2002 at Green Bay and his first coming on a 27-yarder to Brian Urlacher on Dec. 23, 2001 at Washington. Additionally, Mike Horan completed the first TD pass for the Bears since 1960, an 18-yard TD pass to Ryan Wetnight on Nov. 29, 1998 versus Washington.
- Chicago defensive back **Adrian Amos** logged his first career interception at Baltimore (his hometown), picking off quarterback Joe Flacco with 5:29 left in the fourth quarter and returning it 90 yards for a touchdown. The 90-yard return marked the fourth-longest interception for a touchdown by a Chicago Bear since 1960, trailing only Richie Petitbon (1962, 101 yds), Rosey Taylor (1968, 96 yds) and Todd Bell (1981, 92 yds). Amos is the first Bear to return an interception for a touchdown since defensive back Cre'Von LeBlanc did so on a 24-yard return at Detroit on Dec. 11, 2016.
- The Bears defense have given up just three rushes this season of 20+ yards, which is tied for sixth-best in the NFC, and are allowing only 3.9 yards per carry on the season.



NOTING THE BEARS

- Defensive back **Sherrick McManis** recovered a muffed punt in the first quarter in the victory over the Steelers. It was McManis' third career special teams fumble recovery and the Bears first muffed punt recovery since recovering two against Detroit on Oct. 18, 2015 (C. Pronski, J. Bellamy). Later in the second quarter McManis blocked a Pittsburgh field goal at the end of the half (M. Cooper recovery). The last Chicago Bear to block a kick was Akiem Hicks at Green Bay (10/20/16).
- The Bears held the Atlanta Falcons, the NFC's second-ranked offense in 2016, to just 64 yards rushing in Week One. The Falcons, who were third in the NFC in rushing last season with 120.5 yards per game, were held to nearly half that total (64). Devonta Freeman, the fifth-leading rusher in the NFC last season, was held to 37 yards on 12 carries (3.1 avg). Tevin Coleman was held in check as well, gaining only 16 yards on eight carries.
- The Bears are expected to face six opposing quarterbacks who have won or have played in a Super Bowl in the first eight weeks, the most of any NFL team: Matt Ryan (ATL), Ben Roethlisberger (PIT), Aaron Rodgers (GB), Joe Flacco (BAL), Cam Newton (CAR) and Drew Brees (NO).
- The Chicago Bears have recorded 280 consecutive sellouts dating to Sept. 9, 1984.

STARTERS GAME-BY-GAME

OFFENSE	WR/TE	WR/TE	LT	LG	C	RG	RT	QB	RB	WR/RB	TE/FB/WR
Atlanta	White	Sims	Leno	Compton	Whitehair	Sitton	Massie	Glennon	Howard	Thompson	Miller
at Tampa Bay	Bellamy	Sims	Leno	Compton	Whitehair	Sitton	Massie	Glennon	Howard	Cohen	Burton
Pittsburgh	Shaheen	Sims	Leno	Whitehair	Grasu	Long	Massie	Glennon	Howard	Thompson	Miller
at Green Bay	Bellamy	Sims	Leno	Sitton	Whitehair	Long	Massie	Glennon	Howard	Wright	Miller
Minnesota	Shaheen	Sims	Leno	Sitton	Whitehair	Long	Massie	Trubisky	Howard	Thompson	Miller
at Baltimore	Shaheen	Sims	Leno	Sitton	Whitehair	Long	Massie	Trubisky	Howard	McBride	Gentry
Carolina											
at New Orleans											
Green Bay											
Detroit											
at Philadelphia											
San Francisco											
at Cincinnati											
at Detroit											
Cleveland											
at Minnesota											

DEFENSE	DE	NT	OLB	ILB	ILB	OLB	DE/DB	CB	S	S	CB
Atlanta	Hicks	Goldman	Young	Freeman	Trevathan	Floyd	Callahan	Cooper	Demps	Jackson	Fuller
at Tampa Bay	Hicks	Goldman	Acho	Kwiatkoski	Trevathan	Floyd	Acho	Cooper	Demps	Jackson	Fuller
Pittsburgh	Hicks	Goldman	Acho	Timu	Trevathan	Floyd	Unrein	Cooper	Demps	Jackson	Fuller
at Green Bay	Hicks	Goldman	Young	Jones	Trevathan	Floyd	Callahan	Cooper	Amos	Jackson	Fuller
Minnesota	Hicks	Goldman	McPhee	Timu	Jones	Floyd	Callahan	Amukumara	Amos	Jackson	Fuller
at Baltimore	Hicks	Goldman	Acho	Jones	Trevathan	Floyd	Unrein	Amukumara	Amos	Jackson	Fuller
Carolina											
at New Orleans											
Green Bay											
Detroit											
at Philadelphia											
San Francisco											
at Cincinnati											
at Detroit											
Cleveland											
at Minnesota											

**CONNECTIONS****FORMER BEARS**

- Selected in the second round of the 1984 NFL Draft by Chicago, Panthers head coach Ron Rivera played all nine of his pro seasons with the Bears. Primarily an outside linebacker, he appeared in 149 games with 62 starts (including 12 postseason contests with six starts) and posted 392 tackles, 7.5 sacks, five forced fumbles, four fumble recoveries, nine interceptions and 15 passes defended. Rivera was a member of six NFC Central division title teams and a Super Bowl XX championship team in 1985.
- Following his retirement, Carolina coach Ron Rivera went into broadcasting. He covered the Bears and college football as a television analyst for WGN and SportsChannel Chicago for four years from 1993-96.
- Panthers coach Ron Rivera was a defensive quality control coach for the Chicago Bears from 1997-98, and a defensive coordinator from 2004-06.
- Carolina head coach Ron Rivera was known for both his skill and determination on the field and his dedication of time and energy to the community. As a result, he was named the Chicago Bears' Man of the Year in 1988 and earned the club's Ed Block Courage Award in 1989.
- Panthers offensive coordinator Mike Shula was a tight ends coach for the Bears from 1993-95.
- Carolina DC Steve Wilks was a defensive backs coach for the Bears from 2006-08.
- Panthers tight ends coach Pete Hoener was an offensive line coach for the Bears in 2004.
- Carolina defensive end Julius Peppers was a Chicago Bear from 2010-13.
- Panthers DL coach Eric Washington worked with the Bears defensive line from 2008-10.

FORMER PANTHERS

- Bears head coach John Fox served in the same capacity for the Panthers from 2002-10. Fox was 73-71 in nine seasons with the club while adding a 5-3 mark in the postseason. Fox took the Panthers to Super Bowl XXXVIII in 2004, falling to New England by a score of 32-29.
- Chicago defensive coordinator Vic Fangio was a defensive coordinator for four seasons with the Panthers from 1995-98.
- Bears OL coach Jeremiah Washburn was a football operations assistant with the Panthers in 2002.
- Chicago special teams coordinator Jeff Rodgers was a special teams assistant with the Panthers in 2009 and the club's coordinator in 2010.

COACHING CONNECTIONS

- Bears head coach John Fox and Panthers running game coordinator John Matsko crossed paths in 1997 when they coached together in the New York

Giants organization. Fox was a defensive coordinator from 1997-01 while Matsko was an offensive line coach during the 1997-98 seasons.

- Chicago defensive coordinator Vic Fangio and Carolina running game coordinator John Matsko crossed paths during the 1994 season when the two were in the New Orleans Saints organization. Fangio was a linebackers coach from 1986-94 while Matsko worked with the offensive line from 1994-97. The duo enjoyed their second stint together in Baltimore in 2009 when Fangio was a linebackers coach and Matsko again was an offensive line coach.
- Bears defensive coordinator Vic Fangio and Panthers running backs coach Jim Skipper spent nine seasons together with the New Orleans Saints from 1986-94. Fangio was a linebackers coach at the time and Skipper was a running backs coach.
- Chicago assistant offensive line coach Ben Wilkerson and Carolina special teams coordinator Thomas McGaughey coached alongside one another at Louisiana State University in 2011. Wilkerson was an offensive administration intern and McGaughey was a special teams coordinator/defensive assistant.
- Chicago DB coach Ed Donatell was a special teams assistant with the New York Jets in 2007 when he crossed paths with Carolina assistant wide receivers coach Jerricho Cotchery, who was in his fourth season as a wide receiver for the club.
- Bears special teams coordinator Jeff Rodgers coached in multiple special teams roles from 2003-07 with the San Francisco 49ers, spending three seasons with Panthers quarterback coach Ken Dorsey, who was drafted by the 49ers as a quarterback in 2003.
- Chicago OC Dowell Loggains was the OC for the Tennessee Titans in 2012 when he crossed paths with Carolina DB coach Curtis Fuller, who served as an assistant defensive backs coach in 2012.
- Bears DB coach Ed Donatell was a defensive coordinator for the Green Bay Packers from 2000-03 and coached Panthers defensive backs coach Curtis Fuller, who played for Green Bay from 2003-04 as a defensive back.
- Chicago RB coach Curtis Modkins, Carolina tight ends coach Pete Hoener and assistant defensive backs/nickels coach Jeff Imamura each coached alongside one another in 1997 when the trio was at Texas Christian University. Modkins was a tight ends coach while Hoener worked with the offensive line and Imamura was a defensive assistant.
- Bears special teams coordinator Jeff Rodgers and Panthers tight ends coach Pete Hoener crossed paths for three seasons with the San Francisco 49ers. Rodgers was an assistant special teams coach while Hoener tutored tight ends.



CONNECTIONS

- Chicago linebackers coach Glenn Pires was a linebackers coach with the Arizona Cardinals from 1996-00 when he coached alongside Carolina running backs coach Jim Skipper, who served as a running backs coach during the 1996 season.
- Bears offensive coordinator Dowell Loggains, quarterbacks coach Dave Ragone and Panthers running backs coach Jim Skipper spent one season together with the Tennessee Titans in 2012 when Loggains was the offensive coordinator and Skipper was a running backs coach.
- Chicago assistant strength and conditioning coach Pierre Ngo was an assistant strength and conditioning coach with the New York Jets in 2012 when Carolina wide receivers coach Lance Taylor was in his final year as a coaching intern.

PROFESSIONAL CONNECTIONS

- Bears QB Mike Glennon and Panthers wide receiver Russell Shepard were teammates in Tampa Bay from 2013-16. Chicago longsnapper Andrew DePaola (2014-16) and kicker Connor Barth (2015) also joined Glennon and Shepard in Tampa Bay.
- Chicago linebacker Pernelle McPhee (2011-14) and Carolina tight end Ed Dickson (2010-13) spent three seasons together in Baltimore.
- Bears offensive lineman Josh Sitton (2008-15) crossed paths with Carolina center Greg Van Roten (2012-13), defensive end Julius Peppers (2014-16) and corner LaDarius Gunter (2015-16) when Sitton played in Green Bay.
- Chicago head coach John Fox tutored Carolina safety Mike Adams from 2012-13 when Adams played for the Denver Broncos and Fox was the head coach. Bears linebacker Danny Trevathan (2012-15) and defensive end Mitch Unrein (2011-14) were also on the Broncos roster at the time.
- Bears defensive lineman Akiem Hicks (2012-14), defensive lineman John Jenkins (2013-15) and Panthers safety Jairus Byrd (2014-16) spent the 2014 season together with the New Orleans Saints.
- Chicago defensive back Marcus Cooper played for the Kansas City Chiefs from 2013-15 and spent one season with Carolina safety Kurt Coleman in 2014 when Coleman played for Kansas City.

COLLEGE CONNECTIONS

- Bears defensive lineman Eddie Goldman (2012-14), linebacker Christian Jones (2010-13) and Panthers running back Kelvin Benjamin (2012-13) teamed up at Florida State for two seasons.
- Chicago defensive lineman Jonathan Bullard (2012-15) and Carolina defensive lineman Bryan Cox Jr. (2013-16) were teammates at the University of Florida three seasons.
- Chicago quarterback Mark Sanchez (2006-08) crossed paths with Carolina offensive lineman

- Matt Kalil (2008-11) and offensive lineman Ryan Kalil (2003-06) during his time as a quarterback at the University of Southern California.
- Bears defensive back Deon Bush (2012-15), punter Pat O'Donnell (2013) and Panthers defensive back LaDarius Gunter (2012-14) each spent the 2013 season together at the University of Miami. Panthers quarterback Brad Kaaya (2014-16) also spent time with Bush and Gunter.
- Bears DL Pernelle McPhee (2009-10) and Panthers DL Kyle Love (2006-09) teamed up at Mississippi State for one season in 2009.
- Chicago LB Leonard Floyd (2013-15) and Carolina OL John Theus (2012-15) spent three seasons together at the University of Georgia.
- Bears defensive lineman John Jenkins (2011-12) and Panthers offensive lineman John Theus (2012-15) spent one season together at the University of Georgia in 2012.
- Chicago linebacker John Timu (2011-14) and Carolina linebacker Shaq Thompson (2012-14) teamed up for three seasons at Washington.
- Bears linebacker Nick Kwiatkoski (2012-15) and Panthers defensive back Daryl Worley (2013-15) spent three seasons together at West Virginia University.

HOMETOWN TIES

- Bears QB Mitchell Trubisky played collegiately at the University of North Carolina where he was selected with the No. 2 overall pick in the 2017 NFL Draft. Dating back to 1936, Trubisky's No. 2 overall selection matches the highest ever draft pick out of North Carolina alongside Ken Willard (1965, San Francisco), Lawrence Taylor (1981, New York Giants), and former Chicago Bear and current Panther, Julius Peppers (2002, Carolina). This week's matchup will be the first time two No. 2 overall selections out of North Carolina will face off.
- Chicago kicker Connor Barth is a native of Wilmington, N.C. and played collegiately at the University of North Carolina.
- Bears running back Tarik Cohen is originally from Bunn, N.C. and played college football at the University of North Carolina A&T.
- Chicago quarterback Mike Glennon played collegiately at North Carolina State University.
- Bears TE Daniel Brown is a native of Shelby, N.C.
- Carolina tight ends coach Pete Hoener was a tight end/defensive end at Bradley University. He also coached at Illinois State in 1977 and the University of Illinois from 1987-88.
- Panthers defensive line coach Eric Washington was a defensive line coach at Northwestern University from 2004-07.
- Carolina DL Kawann Short is from East Chicago, Indiana.



GENERAL MANAGER RYAN PACE

Ryan Pace is in his third season as general manager of the Chicago Bears. He is the sixth general manager in franchise history after being hired on January 8, 2015.

Emphasizing synergy with the team's head coach, Pace's first move was to hire John Fox, one-of-six coaches in NFL history to lead two different teams to Super Bowl appearances, to lead the Chicago Bears coaching staff.

With the head coach in place, he went on to re-shape the team's football operations, bringing in the team's first sports science coordinator (Jenn Gibson) along with hiring a new head of strength and conditioning (Jason George) and head of athletic training (Nate Breske). On the personnel side he brought in Josh Lucas to serve as the director of player personnel, Champ Kelly as director of pro personnel and Joey Laine as director of football administration.

In Pace's first two seasons as Bears GM, five Bears players have been selected to the PFWA's All-Rookie team (Adrian Amos, Leonard Floyd, Eddie Goldman, Jordan Howard and Cody Whitehair), tied for the most in the NFL in that timeframe.

Despite finishing with a 3-13 record, there were signs of progress in Pace's goal to build a roster with a younger core group of players in his second outing. The Bears 2016 draft class tallied 3,390 offensive/defensive snaps which ranked 4th most in the NFL (CLE - 4,339; TEN - 3,512; IND - 3,509). Leading the way for the rookie class was RB Jordan Howard, who set a new Bears rookie record with 1,313 yards on the ground, and LB Leonard Floyd, who posted the third most sacks by a rookie in team history (7.0) despite missing four games due to injury.

In his first season overseeing Chicago's roster, Pace was tasked with turning over a Bears roster that ranked as one of the oldest in the NFL (average 27 years, 39 days old) and has trimmed that average to just over 25-years old. The Bears fielded a competitive team, improving by one game over their previous year's record, despite the youth movement. The 2015 Bears team was involved in 11 games decided by one score (5-6 record in those games) despite leading the NFL with nine rookie starters (three on offense, six on defense). The Bears defense improved from 30th in 2014 (377.1 yards per game) to 14th in 2015 (345.1 ypg) despite starting a league-most six rookie starters who combined for 41 starts, second most to the Saints 44 defensive rookie starts. Pace accomplished the task with just six draft picks, two of which were utilized on the defensive side of the ball (DL Eddie Goldman, 12 starts and DB Adrian Amos, 16 starts). Rounding out the rookie starters were undrafted free agents LB Jonathan Anderson (three starts), DB Bryce Callahan (three starts), DB Harold Jones-Quartey (four starts) and LB John Timu (three starts).

Pace began transitioning the team's roster in 2015 by adding impact veteran free agents such as linebackers Pernell McPhee and Sam Acho, defensive lineman Mitch Unrein and defensive back Tracy Porter on defense and wide receiver Eddie Royal offensively. That transformation continued during the 2016 offseason with the unrestricted free agent additions of LBs Jerrell Freeman and Danny Trevathan, DL Akiem Hicks, OL Bobby Massie and Ted Larsen and QB Brian Hoyer. In 2017, Pace added top free agent QB Mike Glennon, WR Markus Wheaton, DBs Prince Amukamara, Marcus Cooper and Quintin Demps and TE Dion Sims.

On the first day of the 2017 NFL Draft, Pace traded up (from third overall) to the second overall pick in order to select the player the Bears most coveted, QB Mitchell Trubisky. On Day Two, Pace recouped a few of those picks and also selected TE Adam Shaheen. The Bears closed out the draft by selecting DB Eddie Jackson (112th overall), RB Tarik Cohen (119th overall) and OL Jordan Morgan (147th overall).

Pace joined the Bears after spending 14 seasons (2001-14) as a member of the Saints organization, including 13 in the player personnel department. He spent the last two seasons (2013-14) with the Saints as director of player personnel. In that role, Pace helped manage the team's college and pro scouting operations, including all facets of scouting and evaluation of college and pro prospects along with New Orleans' roster.

Pace spent six seasons as the club's director of pro scouting (2007-12), which included overseeing the club's pro scouting staff. His duties involved recommending player acquisitions by evaluating the Saints roster and potential NFL free agents, monitoring all NFL transactions, researching possible trade op-





portunities, assessing player talent from other professional leagues and directing the advance scouting of future opponents. He also helped the Saints prepare for the NFL Draft following the regular season by assisting in the evaluation of top college prospects.

The Flower Mound, Texas native got his start in New Orleans' player personnel department as a scouting assistant in 2002, a role he held for two years before working as a pro scout from 2004-06. During that time he evaluated free agents and collegiate players entering the NFL Draft as well as scouted upcoming opponents. He joined the Saints in 2001 supporting the coordination of all game day, training camp and stadium operations.

Over Pace's 13 seasons in the New Orleans personnel department (2002-14), the Saints compiled a 115-93 (.553) record. Since 2006, the Saints reached the playoffs five times, won three division titles, played in two NFC Championship games (2006 and 2009) and won the franchise's first Super Bowl title (Super Bowl XLIV). The Saints pro scouting department helped build a Super Bowl championship club by using all avenues at their disposal: signing free agents QB Drew Brees, FB Heath Evans, LB Scott Fujita, CB Randall Gay, C Jonathan Goodwin, CB Jabari Greer, WR Lance Moore and DE Anthony Hargrove and trading for TE Jeremy Shockey, LB Jonathan Vilma, LB Scott Shanle and TE David Thomas. Pace has also worked to acquire players such as NT Brodrick Bunkley, G Ben Grubbs, LB Curtis Lofton and RB Darren Sproles. Over his last two seasons with the Saints their draft classes included regular starters LT Terron Armstead (2013, third round), WR Brandin Cooks (2014, first round), S Kenny Vaccaro (2013, first round) and WR Kenny Stills (2013, fifth round).

In 2008, he was selected by the club to attend the NFL's Stanford Business School's Executive Education Program for Managers. He was a part of the franchise in 2005 while the club dealt with immense adversity having to guide itself through several moves in base operations in the wake of Hurricane Katrina.

Pace played collegiately as a defensive end at Eastern Illinois (1995-99), serving as team captain as a senior, graduating with a bachelor's degree in marketing.

Pace and his wife, Stephanie, have a daughter, Cardyn.

BEARS DRAFT PICKS UNDER RYAN PACE

2015 (April 30 - May 2)

1. White, Kevin, WR, West Virginia
2. Goldman, Eddie, DT, Florida State
3. Grasu, Hroniss, C, Oregon
4. Langford, Jeremy, RB, Michigan State
5. Amos, Adrian, S, Penn State
6. Fabulujje, Tayo, G, TCU

2016 (April 28-30)

1. Floyd, Leonard, LB, Georgia
2. Whitehair, Cody, G, Kansas State
3. Bullard, Jonathan, DE, Florida
4. Kwiatkoski, Nick, LB, West Virginia
4. Bush, Deon, CB, Miami (Fla.)
5. Hall, Deiondre', CB, Northern Iowa
5. Howard, Jordan, RB, Indiana
6. Houston-Carson, DeAndre, S, William & Mary
7. Braverman, Daniel, WR, W. Michigan

2017 (April 27-29)

1. Trubisky, Mitchell, QB, North Carolina
2. Shaheen, Adam, TE, Ashland
4. Jackson, Eddie, DB, Alabama
4. Cohen, Tarik, RB, North Carolina A&T
5. Morgan, Jordan, OL, Kutztown, Pa.





HEAD COACH JOHN FOX

John Fox is in his third season with the Chicago Bears after being named the 15th head coach in franchise history on January 16, 2015.

Fox is in his 16th year as an NFL head coach with experience at Carolina (2002-10), Denver (2011-14) and Chicago (2015-16). As an NFL head coach, Fox has a 130-116 regular season record, six division titles, six double-digit win seasons and seven playoff appearances. In the postseason, Fox has amassed an 8-7 record as a head coach with three conference championship game appearances leading to two trips to the Super Bowl (XXXVIII with Carolina in 2003 and XLVIII with Denver in 2013). He is one of six coaches in NFL history to lead two different teams to Super Bowl appearances along with Don Shula, Bill Parcells, Dan Reeves, Dick Vermeil and Mike Holmgren. Fox ranks third among active NFL head coaches with 136 overall wins and his six seasons with at least 11 wins are third most among active head coaches.



Under Fox's tutelage as a head coach, coordinator and position coach, 42 players have earned a total of 77 Pro Bowl selections at 14 different positions during his coaching career. In 2016, running back Jordan Howard and guard Josh Sitton earned Pro Bowl honors.

Before coming to Chicago, Fox spent four seasons (2011-14) in Denver, guiding the Broncos to four division titles, joining Chuck Knox (L.A. Rams) as the only coaches in NFL history to lead their respective team to four division titles in their first four years with the franchise. Denver's regular season record of 46-18 (.719) was third-best in the NFL from 2011-14 and they were one of only three teams to win four division titles during that span along with Green Bay and New England. Denver had at least 12 wins in each of the previous three seasons (13-3 in 2012 and 2013 and 12-4 in 2014). Denver's 20-4 record against AFC West opponents during Fox's tenure was the best divisional record in the NFL. He guided the Broncos to an undefeated record in division play in 2012 and 2014 after the franchise had just one such season in team history.

Prior to his time with the Broncos, Fox spent nine years as head coach of the Carolina Panthers. He led the franchise to a 73-71 (.507) regular-season record, including three playoff appearances and two NFC South titles. The Panthers went 5-3 in the postseason under Fox, including four road playoff wins while appearing in two NFC Championship Games and earning the franchise's first Super Bowl appearance. The four playoff road victories are tied for fifth most in NFL history and tied for fourth most by a head coach with one team.

JOHN FOX CAREER VS. NFL OPPONENTS

NFC Opponents	Reg.	Post.	Overall
	75-77	5-3	80-80
NFC North	16-20	1-0	17-20
Chicago	3-2	1-0	4-2
Detroit	5-4	0-0	5-4
Green Bay	3-8	0-0	3-8
Minnesota	5-6	0-0	5-6
NFC South	33-29	0-0	33-29
Atlanta	7-13	0-0	7-13
Carolina	1-0	0-0	1-0
New Orleans	12-7	0-0	12-7
Tampa Bay	13-9	0-0	13-9
NFC East	8-19	3-0	11-19
Dallas	1-7	1-0	2-7
New York Giants	3-4	1-0	4-4
Philadelphia	1-5	1-0	2-5
Washington	3-3	0-0	3-3
NFC West	18-9	1-3	19-12
Arizona	8-2	0-1	8-3
San Francisco	5-1	0-0	5-1
Seattle	1-4	0-2	1-6
St. Louis/LA	4-2	1-0	5-2

AFC Opponents	Reg.	Post.	Overall
	55-39	3-4	58-43
AFC North	13-8	1-1	14-9
Baltimore	5-1	0-1	5-2
Cincinnati	3-3	0-0	3-3
Cleveland	3-1	0-0	3-1
Pittsburgh	2-3	1-0	3-3
AFC South	6-13	0-1	6-14
Houston	1-4	0-0	1-4
Indianapolis	2-3	0-1	2-4
Jacksonville	2-2	0-0	2-2
Tennessee	1-4	0-0	1-4
AFC East	8-10	1-2	9-12
Buffalo	2-2	0-0	2-2
Miami	2-2	0-0	2-2
New England	1-5	1-2	2-7
New York Jets	3-1	0-0	3-1
AFC West	28-8	1-0	29-8
Denver	1-2	0-0	1-2
Kansas City	10-1	0-0	10-1
Oakland	9-2	0-0	9-2
Los Angeles	8-3	1-0	9-3



JOHN FOX'S CAREER HEAD COACHING RECORD

Year	Team	Regular Season Record	Postseason
2002	Carolina Panthers	7-9	
2003	Carolina Panthers	11-5	S.B. XXXVIII (3-1)
2004	Carolina Panthers	7-9	
2005	Carolina Panthers	11-5	NFC Champ. Game (2-1)
2006	Carolina Panthers	8-8	
2007	Carolina Panthers	7-9	
2008	Carolina Panthers	12-4	Playoffs (0-1)
2009	Carolina Panthers	8-8	
2010	Carolina Panthers	2-14	
2011	Denver Broncos	8-8	Playoffs (1-1)
2012	Denver Broncos	13-3	Playoffs (0-1)
2013	Denver Broncos	13-3	S.B. XLVIII (2-1)
2014	Denver Broncos	12-4	Playoffs (0-1)
2015	Chicago Bears	6-10	
2016	Chicago Bears	3-13	
2017	Chicago Bears	2-4	
Carolina Totals		73-71 (.507)	5-3 (.625)
Denver Totals		46-18 (.719)	3-4 (.428)
Chicago Totals		11-27 (.289)	0-0
CAREER TOTALS		130-116 (.528)	8-7 (.533)

CHICAGO BEARS COORDINATORS/ASSISTANT COACHES



Vic Fangio
Defensive
Coordinator



Dowell Loggains
Offensive
Coordinator




Jeff Rodgers
Special Teams
Coordinator



Roy Anderson
Assistant
Defensive Backs



Zach Azzanni
Wide Receivers



Sean Desai
Defensive
Quality Control



Ed Donatell
Defensive Backs



John Dunn
Offensive Assistant




Ben McDaniels
Offensive Assistant



Curtis Modkins
Running Backs



Glen Pires
Linebackers



Dave Ragone
Quarterbacks



Jay Rodgers
Defensive Line



Frank Smith
Tight Ends



Brandon Staley
Outside Linebackers



Derius Swinton II
Assistant
Special Teams



Jeremiah Washburn
Offensive Line



Ben Wilkerson
Assistant
Offensive Line



CHICAGO BEARS 2017 TRANSACTIONS

Date	Player	Transaction
OCTOBER		
10/11/2017	Carl Bradford	pract. squad add
10/11/2017	Tanner Gentry	signed
10/11/2017	Deonte Thompson	cut
10/11/2017	Darreus Rogers	pract. squad add
10/10/2017	Danny Trevathan	suspension lifted
10/9/2017	Isaiah Irving	pract. squad add
10/6/2017	Mike Purcell	cut
10/6/2017	Howard Jones	pract. squad add
10/2/2017	Jason Thompson	pract. squad add
10/2/2017	Tre McBride	signed

SEPTEMBER		
9/30/2017	Danny Trevathan	suspended
9/26/2017	Tre McBride	pract. squad add
9/26/2017	D.J. Tialavea	cut
9/26/2017	Doran Grant	pract. squad add
9/23/2017	Tre McBride	cut
9/23/2017	John Timu	pract. squad add
9/21/2017	Tanner Gentry	pract. squad add
9/20/2017	D.J. Tialavea	pract. squad add
9/19/2017	Josh Rounds	pract. squad waive
9/19/2017	Mike Purcell	pract. squad add
9/19/2017	Tanner Gentry	cut
9/19/2017	DeAndre Houston-Carson	signed
9/12/2017	Rueben Randle	cut
9/12/2017	Mario Alford	pract. squad add
9/12/2017	Josh Rounds	pract. squad add
9/12/2017	Jonathan Anderson	signed
9/12/2017	Tanner Gentry	signed
9/9/2017	Akiem Hicks	contract extension
9/8/2017	Ka'Deem Carey	cut
9/8/2017	Connor Shaw	cut
9/6/2017	Lamar Houston	cut
9/4/2017	John Jenkins	signed
9/4/2017	Cameron Lee	prac. squad add
9/4/2017	Chris Pronski	cut
9/4/2017	Ben Braunecker	prac. squad add
9/3/2017	Andrew DePaola	acquired from waiver
9/3/2017	Tre McBride	acquired from waiver
9/3/2017	John Timu	pract. squad add
9/3/2017	Dieugot Joseph	pract. squad add
9/3/2017	Isaiah Irving	pract. squad add
9/3/2017	DeAndre Houston-Carson	pract. squad add
9/3/2017	Brandon Greene	pract. squad add
9/3/2017	Tanner Gentry	pract. squad add
9/3/2017	Rashaad Coward	pract. squad add
9/3/2017	Jonathan Anderson	pract. squad add
9/3/2017	Taquan Mizzell	acquired from waiver
9/3/2017	Jeff Overbaugh	cut
9/3/2017	Jeremy Langford	cut
9/3/2017	Ben Braunecker	cut
9/2/2017	Johnthan Banks	cut
9/2/2017	Taylor Boggs	cut
9/2/2017	Victor Cruz	cut
9/2/2017	Jaye Howard Jr.	cut
9/2/2017	John Jenkins	cut
9/2/2017	Kelvin Sheppard	cut
9/2/2017	Dan Skuta	cut
9/2/2017	B.W. Webb	cut

Date	Player	Transaction
9/2/2017	C.J. Wilson	cut
9/2/2017	Roberto Aguayo	cut
9/2/2017	Jonathan Anderson	cut
9/2/2017	Daniel Braverman	cut
9/2/2017	Rashaad Coward	cut
9/2/2017	Titus Davis	cut
9/2/2017	Tanner Gentry	cut
9/2/2017	Brandon Greene	cut
9/2/2017	DeAndre Houston-Carson	cut
9/2/2017	Alton Howard	cut
9/2/2017	Isaiah Irving	cut
9/2/2017	Harold Jones-Quartey	cut
9/2/2017	Dieugot Joseph	cut
9/2/2017	Mitchell Kirsch	cut
9/2/2017	Will Poyhls	cut
9/2/2017	MyCole Pruitt	cut
9/2/2017	Rashaad Reynolds	cut
9/2/2017	Cyril Richardson	cut
9/2/2017	Josh Rounds	cut
9/2/2017	Freddie Stevenson	cut
9/2/2017	John Timu	cut
9/2/2017	Connor Shaw	cut
9/2/2017	Ka'Deem Carey	Placed on IR
9/2/2017	Lamar Houston	Placed on IR
9/2/2017	Cameron Meredith	Placed on IR
9/2/2017	Jordan Morgan	Placed on IR
9/2/2017	Chris Pronski	Placed on IR

AUGUST		
8/29/2017	Alex Scarce	cut
8/29/2017	Kapron Lewis-Moore	cut
8/28/2017	Patrick Scales	cut
8/28/2017	Jeff Overbaugh	signed
8/23/2017	Charles Leno Jr.	contract extension
8/18/2017	Hendrick Ekpe	cut
8/18/2017	Kelvin Sheppard	signed
8/13/2017	Roberto Aguayo	acquired from waiver
8/9/2017	Joel Bouagnon	cut
8/7/2017	Andy Phillips	cut
8/7/2017	Brandon Greene	signed
8/7/2017	Alton Howard	signed
8/3/2017	Josh Rounds	signed

JULY		
7/31/2017	Nick Becton	signed
7/19/2017	Mitchell Trubisky	signed

MAY		
5/31/2017	Michael Burton	acquired from waiver
5/31/2017	Franko House	cut
5/30/2017	Jhajuan Seales	cut
5/25/2017	Victor Cruz	signed
5/19/2017	Adam Shaheen	signed
5/15/2017	Eddie Jackson	signed
5/14/2017	Titus Davis	signed
5/14/2017	Kermit Whitfield	cut
5/11/2017	Alex Scarce	signed
5/11/2017	Jhajuan Seales	signed
5/11/2017	Freddie Stevenson	signed
5/11/2017	Kermit Whitfield	signed



CHICAGO BEARS 2017 TRANSACTIONS

Date	Player	Transaction
5/11/2017	Andy Phillips	signed
5/11/2017	Paul Lasike	cut
5/11/2017	Will Sutton	cut
5/11/2017	Eddie Royal.....	cut
5/11/2017	Cornelius Edison.....	cut
5/11/2017	Jordan Morgan	signed
5/11/2017	Joel Bouagnon.....	signed
5/11/2017	Rashaad Coward.....	signed
5/11/2017	Hendrick Ekpe.....	signed
5/11/2017	Mitchell Kirsch.....	signed
5/11/2017	Dieugot Joseph	signed
5/11/2017	Isaiah Irving.....	signed
5/11/2017	Franko House	signed
5/11/2017	Tanner Gentry.....	signed
5/11/2017	Tarik Cohen.....	signed
5/8/2017	Dan Skuta.....	signed
5/5/2017	Jay Cutler	retired
5/4/2017	Jaye Howard.....	signed
5/2/2017	Bradley Sowell	signed
5/1/2017	Bralon Addison	cut
5/1/2017	Dres Anderson	cut
5/1/2017	De'Vante Bausby.....	cut
5/1/2017	David Cobb.....	cut
5/1/2017	Jacoby Glenn	cut
5/1/2017	Justin Perillo	cut
5/1/2017	Taylor Boggs	signed

APRIL

4/17/2017	Bryce Callahan.....	contract extension
4/15/2017	Sam Acho	contract extension
4/10/2017	Tracy Porter.....	cut
4/5/2017	B.W. Webb	signed

MARCH

3/31/2017	Ego Ferguson.....	cut
3/23/2017	Deonte Thompson.....	contract extension
3/23/2017	Mark Sanchez.....	signed
3/21/2017	Benny Cunningham	signed
3/20/2017	Chris Prosinski.....	contract extension
3/20/2017	C.J. Wilson	contract extension
3/17/2017	John Jenkins.....	signed
3/14/2017	Connor Barth	contract extension
3/12/2017	Tom Compton	signed
3/12/2017	Kendall Wright.....	signed
3/11/2017	Marcus Cooper.....	signed
3/11/2017	Christian Jones.....	contract extension
3/11/2017	Johnthan Banks.....	contract extension
3/10/2017	Prince Amukamara	signed
3/10/2017	Dion Sims	signed
3/10/2017	Markus Wheaton.....	signed
3/10/2017	Mike Glennon.....	signed
3/9/2017	Quintin Demps	signed
3/9/2017	Jay Cutler	cut
3/6/2017	Daniel Brown	contract extension
3/4/2017	Patrick Scales	contract extension
3/4/2017	Connor Shaw	contract extension

Date	Player	Transaction
FEBRUARY		
2/17/2017	Amini Silatolu.....	signed
2/15/2017	Eric Kush.....	contract extension
2/10/2017	Justin Perillo	signed
2/7/2017	Roy Robertson-Harris.....	reinstated

JANUARY

Date	Player	Transaction
1/10/2017	Rueben Randle.....	signed
1/9/2017	Josh Shirley.....	cut
1/6/2017	Kapron Lewis-Moore	active/prac. squad
1/3/2017	Cyril Richardson.....	signed
1/3/2017	Will Poehls	signed
1/3/2017	Jacoby Glenn	signed
1/3/2017	Cornelius Edison.....	signed
1/3/2017	David Cobb.....	signed
1/3/2017	De'Vante Bausby.....	signed
1/3/2017	Dres Anderson	signed
1/3/2017	Rashaad Reynolds.....	signed



NUMERICAL ROSTER

No	Name	Pos	Ht	Wt	Age	Exp	College	Acquired
4	Connor Barth	K	5-11	204	31	8	North Carolina	WFA-16 (NO)
6	Mark Sanchez	QB	6-2	232	30	9	USC	UFA-17 (DAL)
8	Mike Glennon	QB	6-6	229	27	5	North Carolina State	UFA-17 (TB)
10	Mitchell Trubisky	QB	6-3	222	23	R	North Carolina	D1-17
12	Markus Wheaton	WR	5-11	185	26	5	Oregon State	UFA-17 (PIT)
13	Kendall Wright	WR	5-10	185	27	6	Baylor	UFA-17 (TEN)
15	Joshua Bellamy	WR	6-0	208	28	3	Louisville	WC-14 (WAS)
16	Pat O'Donnell	P	6-4	217	26	4	Miami (Fla.)	D6b-14
18	Tre McBride III	WR	6-0	210	24	3	William & Mary	WC-17 (TEN)
19	Tanner Gentry	WR	6-2	209	22	R	Wyoming	UnFA-17
20	Prince Amukamara	DB	6-0	204	28	7	Nebraska	UFA-17 (JAX)
22	Cre'Von LeBlanc	DB	5-11	190	23	2	Florida Atlantic	WC-16 (NE)
23	Kyle Fuller	DB	5-11	190	25	4	Virginia Tech	D1-14
24	Jordan Howard	RB	6-0	224	22	2	Indiana	D5-16
26	Deon Bush	DB	6-0	205	24	2	Miami (Fla.)	D4b-16
27	Sherrick McManis	DB	6-1	193	29	8	Northwestern	TR-12 (HOU)
29	Tarik Cohen	RB	5-6	181	22	R	North Carolina A&T	D4b-17
30	Benny Cunningham	RB	5-10	218	27	5	Middle Tennessee State	UFA-17 (LAR)
31	Marcus Cooper Sr.	DB	6-2	197	27	5	Rutgers	UFA-17 (ARZ)
33	Taquan Mizzell	RB	5-10	185	23	R	Virginia	WC-17 (BAL)
36	DeAndre Houston-Carson	DB	6-1	205	24	2	William & Mary	D6-16
37	Bryce Callahan	DB	5-9	188	25	3	Rice	UnFA-15
38	Adrian Amos	DB	6-0	214	24	3	Penn State	D5-15
39	Eddie Jackson	DB	6-0	202	23	R	Alabama	D4a-17
44	Nick Kwiatkoski	LB	6-2	242	24	2	West Virginia	D4a-16
46	Michael Burton	FB	6-0	240	25	3	Rutgers	WFA-17 (DET)
47	Isaiah Irving	LB	6-3	254	23	R	San Jose State	UnFA-17
49	Andrew DePaola	LS	6-2	230	30	4	Rutgers	WC-17 (TB)
52	Christian Jones	LB	6-3	245	26	4	Florida State	UnFA-14
53	John Timu	LB	6-0	246	25	3	Washington	UnFA-15
55	Hroniss Grasu	OL	6-3	301	26	3	Oregon	D3-15
58	Jonathan Anderson	LB	6-1	237	25	3	TCU	UnFA-15
59	Danny Trevathan	LB	6-1	239	27	6	Kentucky	UFA-16 (DEN)
65	Cody Whitehair	OL	6-4	310	25	2	Kansas State	D2-16
70	Bobby Massie	OL	6-6	317	28	6	Mississippi	UFA-16 (ARZ)
71	Josh Sitton	OL	6-3	320	31	10	UCF	WFA-16 (GB)
72	Charles Leno Jr.	OL	6-3	306	26	4	Boise State	D7-14
73	John Jenkins	DL	6-3	327	28	5	Georgia	UFA-17 (SEA)
75	Kyle Long	OL	6-6	316	28	5	Oregon	D1-13
76	Tom Compton	OL	6-5	313	28	5	South Dakota	UFA-17 (ATL)
79	Bradley Sowell	OL	6-7	312	28	6	Mississippi	UFA-17 (SEA)
85	Daniel Brown	TE	6-5	247	25	3	James Madison	WFA-16 (BAL)
86	Zach Miller	TE	6-5	245	33	7	Nebraska-Omaha	WFA-13 (TB)
87	Adam Shaheen	TE	6-6	270	22	R	Ashland	D2-17
88	Dion Sims	TE	6-4	268	26	5	Michigan State	UFA-17 (MIA)
90	Jonathan Bullard	DL	6-3	296	23	2	Florida	D3-16
91	Eddie Goldman	DL	6-4	320	23	3	Florida State	D2-15
92	Pernell McPhee	LB	6-3	269	28	7	Mississippi State	UFA-15 (BAL)
93	Sam Acho	LB	6-3	259	29	7	Texas	UFA-15 (ARZ)
94	Leonard Floyd	LB	6-4	251	25	2	Georgia	D1-16
95	Roy Robertson-Harris	DL	6-7	294	24	1	UTEP	UFA-16
96	Akiem Hicks	DL	6-5	332	27	6	Regina	UFA-16 (NE)
98	Mitch Unrein	DL	6-4	301	30	7	Wyoming	WFA-15 (SD)
RESERVE / INJURED								
11	Kevin White	WR	6-3	216	25	3	West Virginia	D1-15
21	Quintin Demps	DB	5-11	216	32	9	UTEP	UFA-17 (HOU)
32	Deiondre' Hall	DB	6-2	206	23	2	Northern Iowa	D4c-16
48	Patrick Scales	LS	6-4	239	29	2	Utah State	WFA-15 (BAL)
50	Jerrell Freeman	LB	6-0	235	31	6	Mary Hardin-Baylor	UFA-16 (IND)
64	Eric Kush	OL	6-4	317	28	5	California (PA)	WC-16 (LA)
67	Jordan Morgan	OL	6-4	311	23	R	Kutztown	D5-17
81	Cameron Meredith	WR	6-3	207	25	3	Illinois State	UnFA-16
97	Willie Young	LB	6-4	259	32	8	North Carolina State	UFA-14 (DET)
PRACTICE SQUAD								
14	Nelson Spruce	WR	6-1	210	24	2	Colorado	WFA-17 (LAR)
35	Doran Grant	DB	5-10	196	24	2	Ohio State	WFA-17 (JAX)
43	Carl Bradford	LB	6-1	248	25	3	Arizona State	WFA-17 (BUF)
57	Howard Jones	LB	6-4	238	27	3	Shepherd	UFA-17 (TB)
60	Brandon Greene	OL	6-5	295	23	R	Alabama	UnFA-17
63	Cameron Lee	OL	6-5	312	23	3	Illinois State	WFA-17 (CIN)
69	Rashaad Coward	DL	6-6	320	22	R	Old Dominion	UnFA-17
80	Darreus Rogers	WR	6-1	218	24	R	USC	WFA-17 (SEA)
83	Mario Alford	WR	5-8	177	25	3	West Virginia	WFA-17 (CLE)
84	Ben Braunecker	TE	6-4	252	23	2	Harvard	UnFA-16



ALPHABETICAL ROSTER

No.	Name	Pos	Ht	Wt	Age	Exp	College	Hometown
93	Acho, Sam	LB	6-3	259	29	7	Texas	Dallas, Texas
38	Amos, Adrian	DB	6-0	214	24	3	Penn State	Baltimore, Md.
20	Amukamara, Prince	DB	6-0	204	28	7	Nebraska	Glendale, Ari.
58	Anderson, Jonathan	LB	6-1	237	25	3	TCU	Corpus Christi, Texas
4	Barth, Connor	K	5-11	204	31	8	North Carolina	Wilmington, N.C.
15	Bellamy, Joshua	WR	6-0	208	28	3	Louisville	St. Petersburg, Fla.
85	Brown, Daniel	TE	6-5	247	25	3	James Madison	Windsor, Virginia
90	Bullard, Jonathan	DL	6-3	296	23	2	Florida	Shelby, N.C.
46	Burton, Michael	FB	6-0	240	25	3	Rutgers	Long Valley, N.J.
26	Bush, Deon	DB	6-0	205	24	2	Miami (Fla.)	Miami, Fla.
37	Callahan, Bryce	DB	5-9	188	25	3	Rice	Cypress, Texas
29	Cohen, Tarik	RB	5-6	181	22	R	North Carolina A&T	Bunn, N.C.
76	Compton, Tom	OL	6-5	313	28	5	South Dakota	Rosemont, Minn.
31	Cooper, Sr., Marcus	DB	6-2	197	27	5	Rutgers	Hartford, Conn.
30	Cunningham, Benny	RB	5-10	218	27	5	Middle Tennessee State	Nashville, Tenn.
49	DePaola, Andrew	LS	6-2	230	30	4	Rutgers	Parkton, Md.
94	Floyd, Leonard	LB	6-4	251	25	2	Georgia	Atlanta, Ga.
23	Fuller, Kyle	DB	5-11	190	25	4	Virginia Tech	Baltimore, Md.
19	Gentry, Tanner	WR	6-2	209	22	R	Wyoming	Aurora, Colo.
8	Glennon, Mike	QB	6-6	229	27	5	North Carolina State	Centreville, Va.
91	Goldman, Eddie	DL	6-4	320	23	3	Florida State	Washington, D.C.
55	Grasu, Hroniss	OL	6-3	301	26	3	Oregon	Northridge, Calif.
96	Hicks, Akiem	DL	6-5	332	27	6	Regina	Elk Grove, Calif.
36	Houston-Carson, DeAndre	DB	6-1	205	24	2	William & Mary	Woodford, Va.
24	Howard, Jordan	RB	6-0	224	22	2	Indiana	Birmingham, Ala.
47	Irving, Isaiah	LB	6-3	254	23	R	San Jose State	Vacaville, Calif.
39	Jackson, Eddie	DB	6-0	202	23	R	Alabama	Lauderdale Lakes, Fla.
73	Jenkins, John	DL	6-3	327	28	5	Georgia	Meriden, Conn.
52	Jones, Christian	LB	6-3	245	26	4	Florida State	Winter Park, Fla.
44	Kwiatkowski, Nick	LB	6-2	242	24	2	West Virginia	Bethel Park, Penn.
22	LeBlanc, Cre'Von	DB	5-11	190	23	2	Florida Atlantic	Palm Beach, Fla.
72	Leno, Jr., Charles	OL	6-3	306	26	4	Boise State	Oakland, Calif.
75	Long, Kyle	OL	6-6	316	28	5	Oregon	Ivy, Va.
70	Massie, Bobby	OL	6-6	317	28	6	Mississippi	Lynchburg, Va.
18	McBride III, Tre	WR	6-0	210	24	3	William & Mary	McDonough, Ga.
27	McManis, Sherrick	DB	6-1	193	29	8	Northwestern	Peoria, Ill.
92	McPhee, Pernell	LB	6-3	269	28	7	Mississippi State	Pahokee, Fla.
86	Miller, Zach	TE	6-5	245	33	7	Nebraska-Omaha	Wahoo, Neb.
33	Mizzell, Taquan	RB	5-10	185	23	R	Virginia	Virginia Beach, Va.
16	O'Donnell, Pat	P	6-4	217	26	4	Miami (Fla.)	Lake Worth, Fla.
95	Robertson-Harris, Roy	DL	6-7	294	24	1	UTEP	Oakland, Calif.
6	Sanchez, Mark	QB	6-2	232	30	9	USC	Mission Viejo, Calif.
87	Shaheen, Adam	TE	6-6	270	22	R	Ashland	Galena, Ohio
88	Sims, Dion	TE	6-4	268	26	5	Michigan State	Detroit, Mich.
71	Silton, Josh	OL	6-3	320	31	10	UCF	Pensacola, Fla.
79	Sowell, Bradley	OL	6-7	312	28	6	Mississippi	Hernando, Miss.
53	Timu, John	LB	6-0	246	25	3	Washington	Long Beach, Calif.
59	Trevathan, Danny	LB	6-1	239	27	6	Kentucky	Youngstown, Ohio
10	Trubisky, Mitchell	QB	6-3	222	23	R	North Carolina	Mentor, Ohio
98	Unrein, Mitch	DL	6-4	301	30	7	Wyoming	Eaton, Colo.
12	Wheaton, Markus	WR	5-11	185	26	5	Oregon State	Phoenix, Ariz.
65	Whitehair, Cody	OL	6-4	310	25	2	Kansas State	Kearney, Neb.
13	Wright, Kendall	WR	5-10	185	27	6	Baylor	Mount Pleasant, Texas
RESERVE / INJURED								
21	Demps, Quintin	DB	5-11	216	32	9	UTEP	San Antonio, Texas
50	Freeman, Jerrell	LB	6-0	235	31	6	Mary Hardin-Baylor	Waco, Texas
32	Hall, Deiondre'	DB	6-2	206	23	2	Northern Iowa	Blue Springs, Mo.
64	Kush, Eric	OL	6-4	317	28	5	California (PA)	Bridgeville, Penn.
81	Meredith, Cameron	WR	6-3	207	25	3	Illinois State	Westchester, Ill.
67	Morgan, Jordan	OL	6-4	311	23	R	Kutztown	Philadelphia, Pa.
48	Scales, Patrick	LS	6-4	239	29	2	Utah State	Louisville, Ky.
11	White, Kevin	WR	6-3	216	25	3	West Virginia	Plainfield, N.J.
97	Young, Willie	LB	6-4	259	32	8	North Carolina State	Palm Beach Gardens, Fla.
PRACTICE SQUAD								
83	Alford, Mario	WR	5-8	177	25	3	West Virginia	Greenville, Ga.
43	Bradford, Carl	LB	6-1	248	25	3	Arizona State	Norco, Calif.
84	Braunacker, Ben	TE	6-4	252	23	2	Harvard	Ferdinand, Ind.
69	Coward, Rashaad	DL	6-6	320	22	R	Old Dominion	Brooklyn, N.Y.
35	Grant, Doran	DB	5-10	196	24	2	Ohio State	Akron, Ohio
60	Greene, Brandon	OL	6-5	295	23	R	Alabama	Ellenwood, Ga.
57	Jones, Howard	LB	6-4	238	27	3	Shepherd	Woodbridge, Va.
63	Lee, Cameron	OL	6-5	312	23	R	Illinois State	Danville, Ill.
80	Rogers, Darreus	WR	6-1	218	24	R	USC	Compton, Calif.
14	Spruce, Nelson	WR	6-1	210	24	2	Colorado	Los Angeles, Calif.



UNOFFICIAL DEPTH CHART

OFFENSE

WR 13 Kendall Wright	12 Markus Wheaton	18 Tre McBride III	
TE 88 Dion Sims	86 Zach Miller	<u>87 Adam Shaheen</u>	85 Daniel Brown
RT 70 Bobby Massie	76 Tom Compton		
RG 75 Kyle Long	65 Cody Whitehair		
C 65 Cody Whitehair	55 Hroniss Grasu		
LG 71 Josh Sitton	76 Tom Compton		
LT 72 Charles Leno Jr.	79 Bradley Sowell		
QB <u>10 Mitchell Trubisky</u>	8 Mike Glennon	6 Mark Sanchez	
RB 24 Jordan Howard	<u>29 Tarik Cohen</u>	30 Benny Cunningham	<u>33 Taquan Mizzell</u>
WR 15 Joshua Bellamy	19 Tanner Gentry		
FB 46 Michael Burton			

DEFENSE

DE 96 Akiem Hicks	95 Roy Robertson-Harris		
NT 91 Eddie Goldman	73 John Jenkins		
DE 98 Mitch Unrein	90 Jonathan Bullard		
OLB 92 Pernell McPhee	47 Isaiah Irving		
ILB 44 Nick Kwiatkoski	52 Christian Jones	53 John Timu	
ILB 59 Danny Trevathan	58 Jonathan Anderson		
OLB 94 Leonard Floyd	93 Sam Acho		
CB 20 Prince Amukamara	37 Bryce Callahan	22 Cre'Von LeBlanc	
S 38 Adrian Amos	26 Deon Bush		
S <u>39 Eddie Jackson</u>	36 DeAndre Houston-Carson		
CB 31 Marcus Cooper Sr.	23 Kyle Fuller	27 Sherrick McManis	

SPECIAL TEAMS

P 16 Pat O'Donnell			
K 4 Connor Barth			
LS 49 Andrew DePaola			
H 16 Pat O'Donnell			
KR 30 Benny Cunningham	<u>29 Tarik Cohen</u>	<u>39 Eddie Jackson</u>	
PR <u>29 Tarik Cohen</u>	<u>39 Eddie Jackson</u>	37 Bryce Callahan	22 Cre'Von LeBlanc

Underline denotes rookie

PRONUNCIATION GUIDE

PLAYERS

Adrian Amos.....	A-miss
Prince Amukamara.....	ah-MOO-kah-MAIR-rah
Tarik Cohen.....	Tuh-REEK
Andrew DePaola.....	de-PAUL-a (like DePaul)
Hroniss Grasu.....	huh-ROW-niss grass-uu
Akiem Hicks.....	ah-KEEM
Nick Kwiatkoski.....	kwit-KOW-skee
Cre'Von LeBlanc.....	KRAY-von luh-BLONK
Sherrick McManis.....	SHARE-rick mick-MAN-us
Adam Shaheen.....	shuh-HEEN
Bradley Sowell.....	SO-wool
Deonte Thompson.....	dee-ON-tay
Danny Trevethan.....	trev-A-than
Mitch Unrein.....	Un-Rhine

COACHES

Sean Desai.....	d-sigh
Vic Fangio.....	fan-geo
Dowell Loggains.....	dowel LOG-ins
Glenn Pires.....	rhymes with tires



HOW THE 2017 BEARS WERE BUILT

(as of October 17, 2017)

Year	Draft (18)	Free Agents (22)	College Free Agents (6)	Trade* /Waiver (7)
2017 (21)	(1) Mitchell Trubisky (2) Adam Shaheen (4a) Eddie Jackson (4b) Tarik Cohen	Mike Glennon Markus Wheaton Kendall Wright John Jenkins Prince Amukamara Marcus Cooper Sr. Benny Cunningham Tom Compton Bradley Sowell Dion Sims Mark Sanchez Michael Burton	Isaiah Irving Tanner Gentry	Andrew DePaola Tre McBride Taqun Mizzell
2016 (16)	(1) Leonard Floyd (2) Cody Whitehair (3) Jonathan Bullard 4a) Nick Kwiatkoski (4b) Deon Bush (5) Jordan Howard	Akiem Hicks Connor Barth Danny Trevathan Bobby Massie Josh Sitton Daniel Brown	Roy Robertson-Harris Jonathan Anderson	Cre'Von LeBlanc John Timu
2015 (7)	(2) Eddie Goldman (3) Hroniss Grasu (5) Adrian Amos	Sam Acho Mitch Unrein Pernell McPhee	Bryce Callahan	
2014 (6)	(1) Kyle Fuller (6a) Pat O'Donnell (6) DeAndre Houston-Carson (7) Charles Leno Jr.		Christian Jones	Josh Bellamy
2013 (2)	(1) Kyle Long	Zach Miller		
2012 (1)				Sherrick McManis*

PRACTICE SQUAD (10)

Name	Acquired
Brandon Greene	UnFA-17
Cameron Lee	WFA-17
Rashaad Coward	UnFA-17
Mario Alford	WFA-17
Ben Braunecker	UnFA-17
Nelson Spruce	UnFA-17
Doran Grant	WFA-17
Howard Jones	WFA-17
Carl Bradford	WFA-17
Darreus Rogers	WFA-17

RESERVE / INJURED (9)

Name	Acquired
Kevin White	D1-15
Deiondre' Hall	D4c-16
Patrick Scales	WFA-15
Jerrell Freeman	UFA-16
Eric Kush	WC-16
Jordan Morgan	D5-17
Cameron Meredith	UnFA-16
Qunitin Demps	UnFA-17
Willie Young	UFA-14



THE LAST TIME ...

TEAM**Won in Overtime:**

- By BEARS – 10/15/2017 at Baltimore (27-24)
By Opp. – 12/6/2015 vs. San Francisco (26-20)

Won in Regulation by Scoring Go-Ahead Points in the Last 2 Minutes

- By BEARS – 10/11/2015 at KC (18-17, M. Forte 7-yd TD pass from J. Cutler with :18 remaining)
By Opp. – 12/19/2016 vs. GB (30-27, M. Crosby 32-yd FG with 0:00 remaining)

Sent Game to Overtime by Scoring in the Last Two Minutes of Regulation

- By BEARS – 10/18/2014 at Detroit (Gould 29-yd FG with :00 remaining; DET won 37-34 in OT)
By Opp. – 10/15/2017 at Baltimore (Campanaro 77 yd. punt return with 1:37 left; Flacco 2-pt pass to Boyle)

Shutout

- By BEARS – 11/18/2010 at Miami (16-0)
By Opp. – 9/27/2015 at Seattle (26-0)

Did Not Allow Opponent to Score a Touchdown (non-shutout)

- By BEARS – 12/5/2016 vs. San Francisco (held San Francisco to 2 FGs; 26-6 CHI)
By Opp. – 12/28/2014 at Minnesota (held Chicago to 3 FGs; 13-9 MIN)

Won By 20-or-More Points

- By BEARS – 12/5/2016 vs. San Francisco (20 points; 26-6)
By Opp. – 9/17/2017 at Tampa Bay (22 points; 29-7)

Won Game After Trailing by 20-or-More Points

- By BEARS – 10/16/2006 at Arizona (24-23 after trailing 20-0 and 23-3)
By Opp. – 11/10/2002 vs. New England (33-30 after trailing 27-6)

Won After Trailing at End of the 1st Quarter

- By BEARS – 12/27/2015 at Tampa Bay (26-21 after trailing 7-0)
By Opp. – 10/9/2017 vs. Minnesota (20-17 after trailing 2-0)

Won After Trailing at Halftime

- By BEARS – 11/9/2015 at San Diego (22-19 after trailing 16-7)
By Opp. – 11/20/2016 vs. New York Giants (22-16 after trailing 16-9)

Won After Trailing at End of the 3rd Quarter

- By BEARS – 12/27/2015 at Tampa Bay (26-21 after trailing 14-13)
By Opp. – 10/16/2016 vs. Jacksonville (17-16 after trailing 13-0)

Won After Trailing By 10-Plus Points in 4th Quarter

- By BEARS – 10/11/2015 at Kansas City (18-17 after trailing by 11, 17-6)
By Opp. – 10/16/2016 vs. Jacksonville (17-16 after trailing by 13, 13-0)

Scored 20 or More Points in a Quarter

- By BEARS – 12/4/2014 vs. Dallas (21 in 4th quarter; 41-28 DAL)
By Opp. – 12/4/2014 vs. Dallas (21 in 3rd quarter; 41-28 DAL)

Scored 30 or More Points in a Half

- By BEARS – 11/4/2012 at Tennessee (31 in 1st half; 51-20 CHI)
By Opp. – 11/9/2014 at Green Bay (42 in 1st half; 55-14 GB)

Scored Touchdowns on Offense and Defense

- By BEARS – 10/15/2017 at Baltimore (2 offense; 1 defense; 27-24 CHI)
By Opp. – 9/17/2017 at Tampa Bay (2 offense; 1 defense; 29-7 TB)

Scored Touchdowns on Offense, Defense and Special Teams

- By BEARS – 11/4/2012 at Tennessee (4 offense; 1 defense; 1 special teams; 51-20 CHI)
By Opp. – 9/20/2015 vs. Arizona (5 offense; 1 defense; 1 special teams; 48-23 ARZ)

Won on Monday Night Football



THE LAST TIME ...

- By BEARS – 10/31/2016 vs. Minnesota (20-10 on ESPN's Monday Night Football)
 By Opp. – 10/9/2017 vs. Minnesota (20-17 on ESPN's Monday Night Football)

Won on Sunday Night Football

- By BEARS – 9/14/2014 at San Francisco (28-20 on NBC's Sunday Night Football)
 By Opp. – 9/25/2016 at Dallas (29-14 on NBC's Sunday Night Football)

Won on Thursday Night Football

- By BEARS – 11/26/2015 at Green Bay (17-13 CHI on NBC's Thursday Night Football)
 By Opp. – 9/28/2017 at Green Bay (35-14 on CBS/NFLN's Thursday Night Football)

No Turnovers

- By BEARS – 9/10/2017 vs. Atlanta (ATL, 23-17)
 By Opp. – 10/9/2017 vs. Minnesota (MIN, 20-17)

OFFENSE

Touchdown Scored on First Offensive Possession to Start Game

- By BEARS – 11/20/2016 at N.Y. Giants (Z. Miller 19-yd pass from J. Cutler; 22-16 NYG)
 By Opp. – 1/1/2017 vs. Minnesota (J. McKinnon 16-yd pass from S. Bradford; 38-10 MIN)

Touchdown Scored on First Offensive Possession of 2nd Half

- By BEARS – 10/9/2017 vs. Minnesota (Z. Miller 20-yd pass from Trubisky; 20-17 MIN)
 By Opp. – 10/9/2017 vs. Minnesota (K. Rudolph 13-yd pass from Keenum; 20-17 MIN)

No Sacks Allowed

- By BEARS – 11/27/2016 vs. Tennessee
 By Opp. – 1/1/2017 at Minnesota

No Turnovers and No Sacks Allowed

- By BEARS – 10/10/2013 vs. N.Y. Giants
 By Opp. – 12/24/2016 vs. Washington

Successful Two-Point Conversion

- By BEARS – 10/9/2017 vs. Minnesota (Trubisky run on pitch from Z. Miller)
 By Opp. – 10/15/2017 at Baltimore (Flacco pass to Boyle)

Failed Two-Point Conversion

- By BEARS – 11/22/2015 vs. Denver (run failed)
 By Opp. – 12/29/2013 vs. Green Bay (pass failed)

500-or-More Total Net Yards of Offense

- By BEARS – 10/9/2016 at Indianapolis (522; 125 rushing, 397 passing)
 By Opp. – 10/18/2015 at Detroit (546; 155 rushing, 391 passing)

400-or-More Total Net Yards of Offense

- By BEARS – 12/24/2016 vs. Washington (458; 140 rushing, 323 passing)
 By Opp. – 12/24/2016 vs. Washington (478; 208 rushing, 278 passing)

300-or-More Net Rushing Yards by Team

- By BEARS – 9/9/1984 vs. Denver (302 yds on 50 carries, 2 TDs)
 By Opp. – 10/14/2007 vs. Minnesota (311 yds on 43 carries, 3 TDs)

200-or-More Net Rushing Yards by Team

- By BEARS – 10/15/2017 (231 on 54 carries, 0 TDs)
 By Opp. – 12/24/2016 vs. Washington (208 yards on 35 carries, 4 TDs)

Individual 200-Yard Rushing Game

- By BEARS – 10/2/2011 vs. Carolina (Matt Forte, 205 yds on 25 carries, TD)
 By Opp. – 12/1/2013 at Minnesota (Adrian Peterson, 211 yds on 35 carries, 0 TDs)

Individual 150-Yard Rushing Game

- By BEARS – 10/15/2017 at Baltimore (Jordan Howard, 167 yds on 36 carries, 0 TD)
 By Opp. – 12/18/2016 vs. Green Bay (Ty Montgomery, 162 yds on 16 carries, 2 TDs)



THE LAST TIME ...

Individual 100-Yard Rushing Game

- By BEARS - 9/24/2017 vs. Pittsburgh (Jordan Howard, 138 yds on 23 carries, 2 TDs)
By Opp. - 12/18/2016 vs. Green Bay (Ty Montgomery, 162 yds on 16 carries, 2 TDs)

Two 100-Yard Rushers in the Same Game

- By BEARS - 11/10/1985 vs. Detroit (207 total; Walter Payton - 105, Matt Suhey - 102)
By Opp. - 12/22/2013 at Philadelphia (248 total; LeSean McCoy - 133, Bryce Brown - 115)

Consecutive 100-Yard Rushing Games

- By BEARS - 12/24/2016 vs. WAS & 1/1/2017 at MIN (Jordan Howard; 119 vs. WAS, 135 at MIN)
By Opp. - 12/1/2013 at MIN & 12/9/2013 vs. DAL (A. Peterson, MIN - 211; D. Murray, DAL - 146)

Combined 200-Yards Rushing by Two Players (Non 200-Yard rusher, top 2 rushers)

- By BEARS - 9/24/2017 vs. Pittsburgh (216 total; Jordan Howard - 138 and Tarik Cohen - 78)
By Opp. - 12/18/2016 vs. Green Bay (207 total; Ty Montgomery - 162, C. Michael - 45)

60 Team Rushing Attempts

- By BEARS - 11/8/1981 at Kansas City (61 for 201 yards, 0 TDs)
By Opp. - Never

50 Team Rushing Attempts

- By BEARS - 10/15/2017 at Baltimore (54 for 231 yards, 0 TDs)
By Opp. - 10/30/1988 at New England (54 for 185 yards, 0 TDs)

40 Team Rushing Attempts

- By BEARS - 12/4/2016 vs. San Francisco (40 for 142 yards, 3 TDs)
By Opp. - 9/25/2016 at Dallas (41 for 199 yards, 3 TDs)

Individual 40 Rushing Attempts

- By BEARS - 11/20/1977 vs. Minnesota (Walter Payton, 40 for 275 yards, 1 TD)
By Opp. - Never

Individual 30 Rushing Attempts

- By BEARS - 10/15/2017 at Baltimore (Jordan Howard, 36 for 167 yards, 0 TDs)
By Opp. - 9/25/2016 at Dallas (Ezekiel Elliott, 30 for 140 yards, 0 TDs)

Individual 20 Rushing Attempts

- By BEARS - 9/24/2017 vs. Pittsburgh (Jordan Howard, 23 for 138 yards, 2 TDs)
By Opp. - 11/20/2016 at N.Y. Giants (Rashad Jennings, 21 for 85 yards, 1 TDs)

Rushing Play of 75-Plus Yards

- By BEARS - 11/27/1988 vs. Green Bay (Neal Anderson, 80-yard TD run)
By Opp. - 11/4/2012 at Tennessee (Chris Johnson, 80-yard TD run)

Rushing Play of 50-Plus Yards

- By BEARS - 10/15/2017 at Baltimore (Jordan Howard, 53-yard run)
By Opp. - 10/9/2017 vs. Minnesota (J. McKinnon, 58-yard TD run)

Rushing Play of 25-Plus Yards

- By BEARS - 9/24/2017 vs. Pittsburgh (Tarik Cohen, 36-yard run)
By Opp. - 10/15/2017 at Baltimore (A. Collins, 30-yard run)

3-Plus Rushing Touchdowns by Team

- By BEARS - 12/4/2016 vs. San Francisco (3, Jordan Howard - 3)
By Opp. - 12/24/2016 vs. Washington (4, K. Cousins - 2, M. Brown - 1, C. Thompson - 1)

3-Plus Rushing Touchdowns by Individual

- By BEARS - 12/4/2016 vs. San Francisco (Jordan Howard, 3)
By Opp. - 10/20/2013 at Washington (Roy Helu, 3)

2-Plus Rushing Touchdowns by Individual

- By BEARS - 9/24/2017 vs. Pittsburgh (Jordan Howard, 2 TDs)
By Opp. - 12/24/2016 vs. Washington (Kirk Cousins, 2 TDs)



THE LAST TIME ...

400 Gross Yards Passing by Team

By BEARS – 11/14/1999 vs. Minnesota (422; 34 of 48, 3 TDs, INT)
 By Opp. – 10/18/2015 at Detroit (405; 27 of 42, 4 TDs, 1 INT)

300 Gross Yards Passing by Team

By BEARS – 12/24/2016 vs. Washington (323; 24 of 40, 2 TDs, 5 INTs)
 By Opp. – 9/10/2017 vs. Atlanta (321; 21 of 30, 1 TD, 0 INT)

400 Yards Passing by Individual

By BEARS – 11/14/1999 vs. Minnesota (Jim Miller - 422; 34 of 48, 3 TDs, INT)
 By Opp. – 10/18/2015 at Detroit (Matthew Stafford - 405; 27 of 42, 4 TDs, 1 INT)

300 Yards Passing by Individual

By BEARS – 12/24/2016 vs. Washington (Matt Barkley - 323; 24 of 40, 2 TDs, 5 INTs)
 By Opp. – 9/10/2017 vs. Atlanta (Matt Ryan - 321; 21 of 30, 1 TD, 0 INT)

Consecutive 300 Yards Passing by Individual

By BEARS – 12/18/2016 vs. GB & 12/24/2016 vs. WAS (Matt Barkley - 362 vs. GB, 323 vs. WAS)
 By Opp. – 11/23/14 vs. TB & 11/27/14 at DET (J. McCown 341 vs. TB, M. Stafford 390 at DET)

60-Plus Passing Attempts by Individual

By BEARS – 11/16/1997 vs. NY Jets (Erik Kramer - 60; 32 of 60, 354 yards, 2 TDs, 3 INT)
 By Opp. – 11/13/2011 vs. Detroit (Matthew Stafford - 63; 33 of 63, 329 yards, 1 TD, 4 INT)

50-Plus Passing Attempts by Individual

By BEARS – 11/27/2016 vs. Tennessee (Matt Barkley - 40; 24 of 40, 323 yards, 2 TDs, 5 INT)
 By Opp. – 10/20/2016 at Green Bay (Aaron Rodgers - 56; 39 of 56, 326 yards, 3 TDs, 0 INT)

40-Plus Passing Attempts by Individual

By BEARS – 9/17/2017 at Tampa Bay (Mike Glennon - 45; 31 of 45, 301 yards, 1 TD, 2 INT)
 By Opp. – 10/15/2017 at Baltimore (Joe Flacco - 41; 24 of 41, 180 yards, 0 TD, 2 INT)

30-Plus Passing Completions by Individual

By BEARS – 9/17/2017 at Tampa Bay (Mike Glennon - 31; 31 of 45, 301 yards, 1 TD, 2 INT)
 By Opp. – 10/20/2016 at Green Bay (Aaron Rodgers - 39; 39 of 56, 326 yards, 3 TDs, 0 INT)

25-Plus Passing Completions by Individual

By BEARS – 9/10/2017 vs. Atlanta (Mike Glennon - 26; 26 of 40, 213 yards, 1 TD, 0 INT)
 By Opp. – 1/1/2017 at Minnesota (Sam Bradford - 25; 25 of 33, 250 yards, 3 TDs, 1 INT)

4-Or-More Passing Touchdowns by Individual

By BEARS – 9/14/2014 at San Francisco (Jay Cutler - 4, 23 of 34, 176 yards, 4 TDs, 0 INTs)
 By Opp. – 9/28/2017 at Green Bay (Aaron Rodgers - 4; 18 of 26, 179 yards, 4 TDs, 0 INTs)

3-Or-More Passing Touchdowns by Individual

By BEARS – 11/27/2016 vs. Tennessee (Matt Barkley - 3, 28 of 54, 316 yards, 3 TDs, 2 INTs)
 By Opp. – 1/1/2017 at Minnesota (Sam Bradford - 3; 25 of 33, 250 yards, 3 TDs, 1 INT)

10-Or-More Receptions by Individual

By BEARS – 11/9/2015 at San Diego (Alshon Jeffery, 10 receptions, 151 yards, 0 TDs)
 By Opp. – 9/24/2017 vs. Pittsburgh (Antonio Brown, 10 receptions, 110 yards, 1 TD)

200-Plus Receiving Yards by Individual

By BEARS – 12/11/2013 at Minnesota (Alshon Jeffery, 245 yards, 12 receptions, 2 TDs)
 By Opp. – 12/17/2000 at San Francisco (Terrell Owens, 283 yards, 20 receptions, 1 TD)

150-Plus Receiving Yards by Individual

By BEARS – 11/9/2015 at San Diego (Alshon Jeffery, 151 yards, 10 receptions, 0 TDs)
 By Opp. – 11/9/2014 at Green Bay (Jordy Nelson, 152 yards, 6 receptions, 2 TDs)

100-Plus Receiving Yards by Individual

By BEARS – 12/24/2016 vs. Washington (Cameron Meredith, 135 yards, 9 receptions, 0 TDs)
 By Opp. – 9/24/2017 vs. Pittsburgh (Antonio Brown, 110 yards, 10 receptions, 1 TD)

**THE LAST TIME ...****Two 100-Yard Receivers**

- By BEARS - 12/18/2016 vs. Green Bay (Cameron Meredith 104 yards and Deonte Thompson 110 yards)
By Opp. - 11/23/2014 vs. Tampa Bay (Vincent Jackson 117 yards and Louis Murphy 113 yards)

Three 100-Yard Receivers

- By BEARS - Never
By Opp. - 12/26/1982 at L.A. Rams (George Farmer 183, Preston Dennard 122 & Wendell Tyler 102)

Consecutive 100 Yards Receiving by Individual

- By BEARS - 12/18/16 vs. GB & 12/24/16 vs. WAS (C. Meredith 104 vs. GB, 135 vs. WAS)
By Opp. - 12/18/16 vs. GB, 12/24/16 vs. WAS & 1/1/17 at MIN (J. Nelson 124 vs. GB; D. Jackson 114 vs. WAS; K. Rudolph 117 at MIN)

Pass Play of 80-Plus Yards

- By BEARS - 11/15/2015 at St. Louis (Jay Cutler to Jeremy Langford, 83 yards, TD)
By Opp. - 9/10/2017 vs. Atlanta (Matt Ryan to Austin Hooper, 88 yards, TD)

Pass Play of 60-Plus Yards

- By BEARS - 10/2/2016 vs. Detroit (Brian Hoyer to Eddie Royal, 64 yards)
By Opp. - 12/18/2016 vs. Green Bay (Aaron Rodgers to Jordy Nelson, 60 yards)

Pass Play of 40-Plus Yards

- By BEARS - 11/13/2016 at Tampa Bay (Jay Cutler to Cameron Meredith, 50 yards, TD)
By Opp. - 9/28/2017 at Green Bay (Aaron Rodgers to Jordy Nelson, 58 yards)

Offensive Lineman Caught a Pass

- By BEARS - 12/1/2013 at Minnesota (Josh McCown to Kyle Long, -1 yard)
By Opp. - 11/16/2003 vs. St. Louis (Marc Bulger to Adam Timmerman, -7 yards)

Quarterback Caught a Pass

- By Bears - 1/1/2017 at Minnesota (Matt Barkley from Cameron Meredith, 2 yards, TD)
By Opp. - 12/16/2012 vs. Green Bay (Aaron Rodgers from Rodgers, -1 yard)

Running Back Threw a Touchdown Pass

- By Bears - 10/15/2017 at Baltimore (T. Cohen to Z. Miller from, 21 yards)
By Opp. -

Wide Receiver Threw a Touchdown Pass

- By Bears - 1/1/2017 at Minnesota (Cameron Meredith to Matt Barkley, 2 yards)
By Opp. -

Punter Threw a Touchdown Pass

- By Bears - 10/8/2017 vs. Minnesota (P. O'Donnell to B. Cunningham, 38 yards)
By Opp. -

3-Plus Receiving Touchdowns by Team

- By BEARS - 11/27/2016 vs. Tennessee (3, M. Wilson - 1, D. Thompson - 1, D. Brown - 1)
By Opp. - 9/28/2017 at Green Bay (4, J. Nelson - 2, R. Cobb - 1, D. Adams - 1)

3-Plus Receiving Touchdowns by Individual

- By BEARS - 9/14/2014 at San Francisco (Brandon Marshall, 3)
By Opp. - 9/20/2015 vs. Arizona (Larry Fitzgerald, 3)

2-Plus Receiving Touchdowns by Individual

- By BEARS - 11/15/2015 at St. Louis (Zach Miller, 2)
By Opp. - 9/28/2017 at Green Bay (Jordy Nelson, 2)

Offensive Lineman Scored a Touchdown

- By BEARS - 12/25/2011 at Green Bay, Edwin Williams (fumble recovery in end zone)
By Opp. - 11/16/1969 at Atlanta, Mal Snider (48-yard kickoff return)



THE LAST TIME ...

DEFENSE

Held Opponent Under 150 Total Net Yards

By BEARS – 10/10/2010 at Carolina (147 total; 85 rushing & 62 passing)
By Opp. – 9/27/2015 at Seattle (146 total; 98 rushing & 48 passing)

Held Opponent Under 100 Total Net Yards

By BEARS – 11/26/1978 vs. Tampa Bay (92 total; 99 rushing & -7 passing)
By Opp. – 12/27/1992 at Dallas (92 total; 28 rushing & 64 passing)

Held Opponent Under 50 Net Rushing Yards

By BEARS – 10/12/2014 at Atlanta (42)
By Opp. – 12/4/2014 vs. Dallas (35)

Held Opponent Under 25 Net Rushing Yards

By BEARS – 9/12/2010 vs. Detroit (20)
By Opp. – 9/17/2017 at Tampa Bay (20)

Held Opponent Under 100 Net Passing Yards

By BEARS – 12/4/2016 vs. San Francisco (6)
By Opp. – 9/27/2015 at Seattle (48)

Held Opponent Under 50 Net Passing Yards

By BEARS – 12/4/2016 vs. San Francisco (6)
By Opp. – 9/27/2015 at Seattle (48)

Held Opponent Under 100 Gross Passing Yards

By BEARS – 12/4/2016 vs. San Francisco (39)
By Opp. – 9/27/2015 at Seattle (63)

Held Opponent Under 50 Gross Passing Yards

By BEARS – 12/4/2016 vs. San Francisco (39)
By Opp. – 12/3/2006 vs. Minnesota (34)

8-Plus Takeaways by Team

By BEARS – 9/2/1984 vs. Tampa Bay (8; 6 INTs, 2 FRs; CHI 34-14)
By Opp. – 10/11/1998 at Arizona (8; 4 INTs, 4 FRs; ARZ 20-7)

7-Plus Takeaways by Team

By BEARS – 9/17/1995 at Tampa Bay (7; 4 INTs, 3 FRs; CHI 25-6)
By Opp. – 10/11/1998 at Arizona (8; 4 INTs, 4 FRs; ARZ 20-7)

6-Plus Takeaways by Team

By BEARS – 11/13/2011 vs. Detroit (6; 4 INTs, 2 FRs; CHI 37-13)
By Opp. – 10/24/2010 vs. Washington (6; 4 INTs, 2 FRs; WAS 17-14)

5-Plus Interceptions by Team

By BEARS – 10/01/2012 at Dallas (5; CHI 34-18)
By Opp. – 12/24/2016 vs. Washington (5; WAS 41-21)

4-Plus Interceptions by Team

By BEARS – 10/01/2012 at Dallas (5; CHI 34-18)
By Opp. – 12/24/2016 vs. Washington (5; WAS 41-21)

2-Plus Interceptions by Individual

By BEARS – 9/14/2014 at San Francisco (Kyle Fuller, 2)
By Opp. – 12/24/2016 vs. Washington (Josh Norman, 2; Bashaud Breeland, 2)

2-Plus Opponent Fumble Recoveries by Individual

By BEARS – 12/27/2015 at Tampa Bay (John Timu, 2)
By Opp. – Unknown

Intercepted Pass Returned for a Touchdown

By BEARS – 10/15/2017 at Baltimore (Adrian Amos, 90 yards)
By Opp. – 9/17/2017 at Tampa Bay (Robert McClain, 47 yards)

**THE LAST TIME ...****Opponent Fumble Returned for a Touchdown**

- By BEARS – 10/20/2016 at Green Bay (Leonard Floyd, recovered in end zone)
By Opp. – 11/1/2017 at Minnesota (Everson Griffen, 20 yards)

Defensive Lineman Scored a Touchdown

- By BEARS – 11/17/2013 vs. Baltimore (David Bass, 24-yard interception return)
By Opp. – 11/1/2017 at Minnesota (Everson Griffen, 20-yard fumble return)

Linebacker Scored a Touchdown

- By BEARS – 10/20/2016 at Green Bay (Leonard Floyd, fumble recovered in end zone)
By Opp. – 10/11/2015 at Kansas City (Ramik Wilson, fumble recovered in end zone)

Defensive Back Scored a Touchdown

- By BEARS – 10/15/2017 at Baltimore (Adrian Amos, 90-yard INT return)
By Opp. – 9/17/2017 at Tampa Bay (Robert McClain, 47-yard INT return)

Safety

- By Bears – 10/9/2017 vs. Minnesota (Leonard Floyd sacks Sam Bradford in end zone)
By Opp. – 11/13/2016 at Tampa Bay (Jay Cutler fumbled forced by R. Ayers out of bounds in end zone)

8-Plus Sacks by Team

- By BEARS – 11/20/2005 vs. Carolina (8; CHI 13-3)
By Opp. – 10/3/2010 at N.Y. Giants (10; NYG 17-3)

7-Plus Sacks by Team

- By BEARS – 11/20/2005 vs. Carolina (8; CHI 13-3)
By Opp. – 12/15/2014 vs. New Orleans (7; NO 31-15)

3-Plus Sacks by Individual

- By BEARS – 10/9/2016 at Indianapolis (Willie Young, 3)
By Opp. – 12/15/2014 vs. New Orleans (David Hawthorne, 3)

2-Plus Sacks by Individual

- By BEARS – 10/9/2017 vs. Minnesota (Akiem Hicks, 2.0; Leonard Floyd, 2.0)
By Opp. – 9/10/2017 vs. Atlanta (Brooks Reed, 2)

SPECIAL TEAMS**Blocked Extra Point**

- By BEARS – 12/6/2015 vs. San Francisco (Eddie Goldman, Phil Dawson was the kicker)
By Opp. – 10/4/2015 vs. Oakland (Denico Autry, Robbie Gould was the kicker)

Blocked Field Goal

- By BEARS – 9/24/2017 (Sherrick McManis blocks Chris Boswell's 35-yard attempt)
By Opp. – 12/24/2016 vs. Washington (Preston Smith blocks Connor Barth's 22-yard attempt)

Blocked Field Goal for TD

- By BEARS – 10/1/1978 vs. Oakland (Mike Spivey 71-yard return; blocked by Virgil Livers)
By Opp. – 12/23/2012 at Arizona (Justin Bethel 82-yard return; blocked by Adrian Wilson)

Blocked Punt

- By BEARS – 11/4/2012 at Tennessee (Sherrick McManis blocked Brett Kern's punt)
By Opp. – 12/27/2015 at Tampa Bay (Jeremiah George blocked Pat O'Donnell's punt)

Blocked Punt for TD

- By BEARS – 11/4/2012 at Tennessee (Corey Wootton 5-yard return; blocked by Sherrick McManis)
By Opp. – 9/14/1987 vs. N.Y. Giants (Tom Flynn recovered in end zone; blocked by Eric Howard)

Fake Field Goal for TD

- By BEARS – 12/1/2002 at Green Bay (Brad Maynard 12-yard pass to Dustin Lyman)
By Opp. – 9/13/2012 at Green Bay (Tim Masthay 27-yard pass to Tom Crabtree)

Fake Punt for TD

- By BEARS – 10/9/2017 vs. Minnesota (P. O'Donnell 38-yard pass to B. Cunningham)
By Opp. –



THE LAST TIME ...

Missed Extra Point (kick not blocked)

- By BEARS – 11/20/2016 at N.Y. Giants (Connor Barth, wide right)
 By Opp. – 9/17/2017 at Tampa bay (Nick Folk, wide left)

Missed Field Goal Returned

- By BEARS – 11/12/2006 at N.Y. Giants (Devin Hester, 108-yard TD)
 By Opp. – 11/8/2009 vs. Arizona (Antrel Rolle, 59 yards)

Muff Recovered for TD

- By BEARS – 10/19/2008 vs. Minnesota (Zackary Bowman, muffed punt recovered in end zone)
 By Opp. – Never

Punt Returned for TD

- By BEARS – 9/19/2016 vs. Philadelphia (Eddie Royal, 65 yards)
 By Opp. – 10/15/2017 at Baltimore (Campanaro, 77 yards)

100 or More Punt Return Yards by Individual

- By BEARS – 11/13/2011 vs. Detroit (Devin Hester, 122 yards, TD on 3 returns)
 By Opp. – 10/15/2017 at Baltimore (Campanaro, 132 yards, 77-yard TD return)

Kickoff Returned for TD

- By BEARS – 11/9/2014 at Green Bay (Chris Williams, 101 yards)
 By Opp. – 10/15/2017 at Baltimore (B. Rainey, 96 yards)

150 or More Kickoff Return Yards by Individual

- By BEARS – 12/20/2015 at Minnesota (Deonte Thompson, 153 yards on 5 returns)
 By Opp. – 10/15/2017 at Baltimore (B. Rainey, 191 yards on 5 returns)

Recovered Own Onside Kick

- By BEARS – 11/27/2016 vs. Tennessee (Adrian Amos recovered Connor Barth kick)
 By Opp. – 12/4/2013 at Green Bay (Jamari Lattimore recovered Mason Crosby kick)

5 Field Goals Made

- By BEARS – 10/20/1968 at Philadelphia (Mac Percival, 5 for 5)
 By Opp. – 10/9/2016 at Indianapolis (Adam Vinatieri, 5 for 5)

4 Field Goals Made

- By BEARS – 12/27/2015 at Tampa Bay (Robbie Gould, 4 of 4)
 By Opp. – 9/27/2015 at Seattle (Steven Hauschka, 4 for 4)

3 Field Goals Made

- By BEARS – 10/16/2016 vs. Jacksonville (Connor Barth, 3 for 3)
 By Opp. – 10/15/2017 at Baltimore (J. Tucker 3 for 3)

FG Made of 50-or-More Yards

- By BEARS – 9/10/2017 vs. Atlanta (Connor Barth, 54 yards)
 By Opp. – 10/15/2017 at Baltimore (J. Tucker 50 yards)




BEARS OFF THE FIELD

BEARS TEAMMATES SUPPORT WARRIOR GAMES



Bears players Charles Leno Jr. and Jerrell Freeman were among the celebrities who participated in a wheelchair basketball game this past offseason at the United Center. While Leno played in the wheelchair basketball game, Freeman helped coach one of the teams. The veteran linebacker enjoyed the time he spent with the wounded warriors. The Warrior Games were held June 30-July 8 in Chicago and featured about 265 wounded, ill and injured service members and veterans representing teams from the Army, Marine Corps, Navy, Air Force, Coast Guard and U.S. Special Operations Command, as well as the United Kingdom Armed Forces and the Australian Defence Force.

BEARS VOLUNTEER AT 'A SAFE PLACE' SHELTER



About 60 Bears employees—including a handful of former players—helped renovate a domestic violence shelter in Waukegan this offseason. During the volunteer visit to “A Safe Place,” the group led by Bears chairman George H. McCaskey painted walls, ripped up carpeting, installed a fence and demolished a kitchen. In addition, the Bears are making a \$75,000 donation to the shelter to help with the project. Former Bears players who participated in the volunteer visit included Jason McKie, Adrian Peterson, Garrett Wolfe and Mickey Pruitt.

BEARS HOST SPECIAL OLYMPICS ATHLETES



The Bears hosted a flag football tournament for Special Olympics Illinois athletes Saturday in the Walter Payton Center at Halas Hall. About 140 athletes and 50 coaches represented 15 teams, playing in games throughout the morning and early afternoon. The festivities featured an opening ceremony during which the athletes recited the Special Olympics oath: “Let me win. But if I cannot win, let me be brave in the attempt.” Current Bears players Sherrick McManis and Charles Leno, Jr. attended the event, as did former Bears Tom Thayer, Rashied Davis and Garrett Wolfe. The partnership between the NFL and Special Olympics leverages the football community to promote awareness, respect and inclusion of Special Olympics athletes among NFL players, clubs, supporters and partners.

LEBLANC GIVING HOMETOWN KIDS A BOOST



Bears defensive back Cre'Von LeBlanc made the most of his time off this summer, giving back to his hometown before he returned to Chicago for training camp. The second-year pro co-hosted a “Stop the Violence, Clean the City” event in Belle Glade, Fla., with Bears teammate Deonte Thompson on June 17 and conducted a free football camp in the area July 15. LeBlanc and Thompson were joined at the “Stop the Violence, Clean the City” initiative by Bears receiver Josh Bellamy and veteran NFL wideout Anquan Boldin.

SITTON HOSTS FUNDRAISER TO BENEFIT KIDS



Back home in Florida this offseason, Bears guard Josh Sitton helped raise awareness and funds for a cause that's near and dear to his heart. The 10-year NFL veteran coordinated and attended a sold-out gala in Pensacola benefitting the Studer Community Institute's efforts to improve early childhood learning for kids from birth to kindergarten. Sitton, who is a member of the Studer Community Institute's board of directors, is entering his second year with the Bears after spending his first eight NFL seasons with the Green Bay Packers.

FREEMAN SAVES LIFE OF CHOKING MAN



Jerrell Freeman was in the right place at the right time when he saved the life of a man who was choking by performing the Heimlich maneuver at the Austin airport. The Bears linebacker was returning to Chicago for training camp. When he received a text message indicating that his flight was delayed, he headed to a restaurant for lunch. A woman first tried to give the man, whose name is Marcus Ryan, the Heimlich maneuver. But she was too small to help him. That's when the 6-foot, 236-pound linebacker stepped in. Freeman was able to dislodge the brisket the man was choking on. Freeman had never performed the Heimlich maneuver on anyone, saying he learned about it in elementary school and remained aware of it because his mother is a nurse.



BEARS OFF THE FIELD

ACHO HOSTS CELEBRITY WAITER NIGHT



Chicago Bears outside linebacker, Sam Acho, and teammates hosted their second annual "Celebrity Waiter Night" on September 11 at the recently-opened River North steak hotspot by the Mastro family, Steak 48. Proceeds benefited Living Hope Christian Ministries, established in 1989, whose mission is to bring healing medicines and medical treatment to the people in Nigeria.

HICKS GIVING BACK TO CHICAGO STUDENTS



Defensive end Akiem Hicks had an excellent first season with the Bears last year. But the impact he's making in Chicago extends well beyond the playing field. Hicks, who recently signed a four-year extension with the Bears, donated over 220 backpacks to children at Perkins Bass Elementary on Sept. 5. The sixth-year veteran also announced this past offseason he will begin helping to provide three Chicago Public School seniors with four-year college scholarships through a partnership with Give Something Back, a national organization devoted to helping lower-income students attend college.

STALEY, AZUMAH BRING "BEAR HUGS TO ABILITY LAB




Members from the Chicago Bears, including Chairman George McCaskey, Staley Da Bear and former player Jerry Azumah recently spent time with pediatric patients at Ability Lab on Aug. 29. Located in downtown Chicago, Ability Lab is one of the top rehabilitation centers in the country. Staley and company were able to meet with patients, distribute "Bear Hugs", and hand out stuffed animals. The Bears and Bears Care Board of Directors also presented a generous donation to support Ability Lab's Caring for Kids Program.

GLENNON SUPPORTS CTK FOOTBALL PROGRAM



Chicago's Christ The King Gladiator football team welcomed surprise visitors, the Chicago Bears and Mike Glennon, to a team practice this past summer at Christ the King Jesuit Prep's West Side campus. Not only did Glennon throw a few passes and share words of encouragement with the team, he also generously donated new Nike cleats to all of the players -- a critical need in fielding a new team. While at CTK, Mike and the Bears extended an invitation for players and coaches to be their guests at Bears Training Camp. During the trip to Bourbonnais, the team got a chance to see up close how the pros prepare for an NFL season.

BEARS COMMISSION ARTWORK AROUND CHICAGO



The Chicago Bears are coming out of hibernation for the start of football season, and fans can find them not just on TV and Soldier Field, but on walls across Chicago. The Bears are having a handful of wall murals done to open the season, executed by local street artists. Sick Fisher (@SickFisher) is doing one on the side of the Wild Hare, 2610 N. Halsted St. Fisher called it "my version of kind of a Chicago Bears brunch" as he was putting the finishing touches on it following a week's work on the project.

HOWARD FEATURED ON COVER OF MEN'S LOOK



Chicago Bears running back Jordan Howard took on a new role this past month, while modeling in a photo shoot for Modern Luxury Men's Book Chicago magazine. Howard headlines the cover of the magazine's fall fashion issue and models several designer and business casual looks in the 10-page spread, which was shot at The Robey hotel in Wicker Park-Bucktown in June. Some of the items Howard wears in the magazine would cost the average Chicagoan a few month's rent. The reversible navy and red cashmere overcoat he wears on the cover, for example, costs \$6,225 at Burdi. The cashmere "dragon scarf" goes for \$995.



BEARS OFF THE FIELD

REAL BEARS FANS WEAR PINK



On Sept. 19, the Bears and Advocate Health Care held a pep rally event at Advocate Condell Medical Center in Libertyville to raise awareness for breast cancer and unveil the 2017 Real Bears Fans Wear Pink t-shirt design. The event brought a tailgate atmosphere to the hospital, where breast cancer survivors and fighters, Chicago Bears alumni, current Bears players and the special women in their lives, breast health navigators and surgeons, and community members joined for two hours. The 2017 Real Bears Fans Wear Pink shirts are available for \$25 each at chicagobears.com/pink. Last year's campaign raised and distributed over \$140,000 to our partners who provide critical support and services to women in the Chicago area.

BEARS SCHOOL OUTREACH



The Chicago Bears kicked off the 2017 Bears School Outreach program on Sept. 19, when kicker Connor Barth and punter Pat O'Donnell visited Jordan Community School. Through a partnership with Youth Guidance, Chicago Bears players will make weekly visits to Chicago Public Schools during the season to speak to, motivate and interact with students who are part of the Becoming a Man (B.A.M.) and Working on Womanhood (W.O.W.) programs.

SYMETRA HEROES IN THE CLASSROOM



Tarik Cohen surprised teacher Trey Thompson and his students at the Academy for Global Citizenship with a \$2,000 check. During the 2017 Bears season, 16 exceptional K-12 teachers will be honored. As part of the award, the Heroes will win two tickets to a Bears home game, be recognized at Soldier Field and receive a \$2,000 donation for their classroom. Hero selection is based on a teacher's ability to balance the core curriculum with students' individual needs, build trust among students, parents and the community and invest in their students' long-term success.

CRUCIAL CATCH GAME



The Bears hosted cancer survivors during the Monday Night Crucial Catch game and selected two cancer survivors to be the honorary captains: Jill Feldman, who is a lung cancer survivor, and Sergeant Melinda Linas, who is a breast cancer survivor and 18-year veteran of Chicago Police Department.

REAL BEARS FANS WEAR PINK CAMPAIGN



Players and coaches are supporting the organization's 2017 Real Bears Fans Wear Pink campaign, which helps raise awareness and money for organizations providing care, assistance and support services to Chicagoland breast cancer patients and their families. On Sunday, the Bears will join with Advocate Health Care, the team's Official Health Care Partner, to celebrate survivorship. Breast cancer survivors and fighters will form a human ribbon on the field pregame. Bears flag runners will carry pink flags and wear the Real Bears Fans Wear Pink shirts as they lead the team onto the field. Approximately 40,000 Bears/Advocate Health Care branded pink rally towels will be distributed to fans and ZTA will be passing out pink ribbons. Fans can purchase shirts online at ChicagoBears.com/pink.



2017-18 NFL IMPORTANT DATES

Mid-October -- Beginning on the sixth calendar day prior to a club's seventh regular season game (including any bye week) clubs are permitted to begin practicing players on Reserve/Physically Unable to Perform and Reserve/Non-Football Injury or Illness for a period not to exceed 21 days. Players may be activated during the 21-day practice period, or prior to 4:00 p.m., New York time, on the day after the conclusion of the 21-day period, provided that no player may be activated to participate in a Week 6 game.

Mid-October -- At any time after six weeks have elapsed since a player was placed on Reserve/Injured or Reserve/Non-Football Injury/Illness, each club is permitted to designate two players for return from either list to the club's 53-player Active/Inactive List.

October 17-18 -- Fall League Meeting, New York.

October 31 -- All trading ends for 2017 at 4:00 p.m., New York time.

November 1 -- Players with at least four previous pension-credited seasons are subject to the waiver system for the remainder of the regular season and postseason.

November 14 -- At 4:00 p.m., New York time, signing period ends for Franchise Players who are eligible to receive offer sheets.

November 14 -- Prior to 4:00 p.m., New York time, deadline for clubs to sign their unsigned Franchise and Transition Players, including Franchise Players who were eligible to receive offer sheets until this date.

November 14 -- Prior to 4:00 p.m., New York time, deadline for clubs to sign their Unrestricted Free Agents to whom the "May 9 Tender" was made.

November 14 -- Prior to 4:00 p.m., New York time, deadline for clubs to sign their Restricted Free Agents, including those to whom the "June 1 Tender" was made.

November 14 -- Prior to 4:00 p.m., New York time, deadline for clubs to sign their drafted rookies.

December 13 -- League Meeting, Irving, Texas.

January 1, 2018 -- Earliest permissible date for clubs to renegotiate or extend the rookie contract of a drafted rookie who was selected in any round of the 2015 NFL Draft.

January 1 -- Option exercise period begins for Fifth-Year Option for First-Round Selections from the 2015 NFL Draft.

January 6-7 -- Wild Card Playoffs.

January 7 -- Assistant coaches under contract to playoff clubs that have byes in the Wild Card weekend may be interviewed for head coaching positions through the conclusion of the Wild Card games.

January 13-14 -- Divisional Playoffs.

January 14 -- Assistant coaches under contract to playoff clubs that won their Wild Card games may be interviewed for head coaching positions through the conclusion of Divisional Playoff games.

January 15 -- Deadline for college players that are underclassmen to apply for special eligibility. A list of players who are accepted into the NFL Draft will be sent to clubs on January 19.

January 20 -- East-West Shrine Game, Tropicana Field, St. Petersburg, Florida.

January 21 -- AFC and NFC Championship Games.

January 27 -- Senior Bowl, Ladd-Peebles Stadium, Mobile, Alabama.

January 28 -- NFL Pro Bowl, Camping World Stadium, Orlando, Florida.

February 4 -- Super Bowl LII, U.S. Bank Stadium, Minnesota.



LAST TIME OUT - FINAL GAME BOOK

National Football League Game Summary

NFL Copyright © 2017 by The National Football League. All rights reserved. This summary and play-by-play is for the express purpose of assisting media in their coverage of the game; any other use of this material is prohibited without the written permission of the National Football League. Updated: 10/16/2017

Date: Sunday, 10/15/2017

Chicago Bears at Baltimore Ravens
at M&T Stadium, Baltimore, Md.

Start Time: 1:02 PM EDT

Game Day Weather

Game Weather: Partly Sunny
Played Outdoor on Turf: Natural

Temp: 69° F (20.6° C) Humidity: 87%, Wind: s 7 mph
Outdoor Weather: Partly Cloudy, Wind Chill: n/a

Officials

Referee: Hochuli, Ed (85)
Line Judge: Baynes, Rusty (59)
Back Judge: Helverson, Scott (93)

Umpire: Smith, Shawn (14)
Field Judge: Shaw, Dale (104)
Replay Official: Sifferman, Tom (0)

Down Judge: Bradley, Greg (98)
Side Judge: Kemp, Alex (55)

Lineups

Chicago Bears

Offense	Defense
TE 88 D.Sims	DE 96 A.Hicks
WR 19 T.Gentry	NT 91 E.Goldman
RT 70 B.Massie	DE 98 M.Unrein
RG 75 K.Long	OLB 93 S.Acho
C 65 C.Whitehair	ILB 52 C.Jones
LG 71 J.Sitton	ILB 59 D.Trevathan
LT 72 C.Leno	OLB 94 L.Floyd
TE 87 A.Shaheen	CB 20 P.Amukamara
QB 10 M.Trubisky	S 38 A.Amos
RB 24 Jo.Howard	S 39 E.Jackson
WR 18 T.McBride	CB 23 K.Fuller

Baltimore Ravens

Offense	Defense
TE 86 N.Boyle	DT 69 W.Henry
WR 17 M.Wallace	NT 97 M.Pierce
WR 11 B.Perriman	DE 93 C.Wormley
LT 79 R.Stanley	RUSH 55 T.Suggs
LG 74 J.Hurst	MLB 57 C.Mosley
C 66 R.Jensen	WLB 48 P.Onwuasor
RG 71 J.Eluemunor	SLB 99 M.Judon
RT 77 A.Howard	LCB 24 B.Carr
TE 82 B.Watson	SS 23 T.Jefferson
QB 5 J.Flacco	FS 32 E.Weddie
RB 34 A.Collins	RCB 22 J.Smith

Substitutions

K 4 C.Barth, WR 13 K.Wright, WR 15 J.Bellamy, P 16 P.O'Donnell, DB 22 C.LeBlanc, DB 26 D.Bush, DB 27 S.McManis, RB 29 T.Cohen, RB 30 B.Cunningham, DB 31 M.Cooper, DB 36 D.Houston-Carson, DB 37 B.Callahan, FB 46 M.Burton, OLB 47 J.Irving, LS 49 A.DePaola, LB 58 J.Anderson, OL 76 T.Compton, OL 79 B.Sowell, TE 85 D.Brown, TE 86 Z.Miller, DL 90 J.Bullard, LB 92 P.McPhee, DL 95 R.Robertson-Harris

Substitutions

P 4 S.Koch, K 9 J.Tucker, WR/RS 10 C.Moore, WR/RS 12 M.Campanaro, WR 13 C.Matthews, DB/RS 21 L.Webb, CB 29 M.Humphrey, RB 31 B.Rainey, DB 33 T.McRae, S 36 C.Clark, RB 37 J.Allen, DB/LB 41 A.Levine Sr., DL 42 P.Ricard, LS 46 M.Cox, LB 51 K.Correa, OLB 54 T.Bowser, LB 58 J.Freeny, C 61 L.Bowanko, G/C 70 T.Bergstrom, TE 87 M.Williams, TE/WR 88 V.Mayle, OLB 90 Z.Smith, DE 92 B.Kaufusi

Did Not Play

QB 8 M.Glennon

Did Not Play

QB 15 R.Mallett

Not Active

QB 6 M.Sanchez, WR 12 M.Wheaton, RB 33 T.Mizzell, LB 44 N.Kwiatkoski, LB 53 J.Timu, OL 55 H.Grasu, DL 73 J.Jenkins

Not Active

WR 18 J.Maclin, RB 28 T.West, CB 43 J.Hill, OLB 56 T.Williams, G 68 M.Skura, DT 94 C.Davis, DT 98 B.Williams

Field Goals (made) & missed

C.Barth	(24) (40)	J.Tucker	(27) (31) (50)	1	2	3	4	OT	Total
VISITOR:	Chicago Bears			0	10	7	7	3	27
HOME:	Baltimore Ravens			0	3	7	14	0	24

Scoring Plays

Team	Qtr	Time	Play Description (Extra Point) (Drive Info)	Visitor	Home
Bears	2	10:54	C.Barth 24 yd. Field Goal (10-60, 4:19)	3	0
Bears	2	2:53	Z.Miller 21 yd. pass from T.Cohen (C.Barth kick) (2-20, 0:43)	10	0
Ravens	2	0:03	J.Tucker 27 yd. Field Goal (12-55, 1:37)	10	3
Bears	3	6:01	D.Sims 27 yd. pass from M.Trubisky (C.Barth kick) (7-66, 3:41)	17	3
Ravens	3	5:47	B.Rainey 96 yd. kickoff return (J.Tucker kick) (0-0, 0:14)	17	10
Ravens	4	11:26	J.Tucker 31 yd. Field Goal (10-26, 3:58)	17	13
Bears	4	5:08	A.Amos 90 yd. interception return (C.Barth kick)	24	13
Ravens	4	2:56	J.Tucker 50 yd. Field Goal (10-44, 2:12)	24	16
Ravens	4	1:37	M.Campanaro 77 yd. punt return (J.Flacco-N.Boyle pass)	24	24
Bears	5	2:06	C.Barth 40 yd. Field Goal (8-71, 3:34)	27	24
Paid Attendance: 70,616				Time: 3:26	



LAST TIME OUT • FINAL GAME BOOK

Final Individual Statistics

Chicago Bears										Baltimore Ravens									
RUSHING										RUSHING									
	ATT	YDS	AVG	LG	TD		ATT	YDS	AVG	LG	TD								
Jo.Howard	36	167	4.6	53	0	A.Collins	15	74	4.9	30	0								
T.Cohen	14	32	2.3	9	0	J.Allen	10	49	4.9	12	0								
M.Trubisky	4	32	8.0	19	0	J.Flacco	1	2	2.0	2	0								
Total	54	231	4.3	53	0	Total	26	125	4.8	30	0								
PASSING										PASSING									
	ATT	CMP	YDS	SK/YD	TD	LG	IN	RT		ATT	CMP	YDS	SK/YD	TD	LG	IN	RT		
M.Trubisky	16	8	113	4/23	1	27	0	94.0	J.Flacco	41	24	180	3/14	0	17	2	48.8		
T.Cohen	1	1	21	0/0	1	21	0	158.3	Total	41	24	180	3/14	0	17	2	48.8		
Total	17	9	134	4/23	2	27	0	118.3											
PASS RECEIVING										PASS RECEIVING									
	TAR	REC	YDS	AVG	LG	TD		TAR	REC	YDS	AVG	LG	TD						
D.Sims	4	2	42	21.0	27	1	B.Watson	8	6	28	4.7	13	0						
K.Wright	3	2	36	18.0	18	0	C.Moore	7	3	44	14.7	17	0						
Z.Miller	3	2	25	12.5	21	1	M.Wallace	5	3	30	10.0	16	0						
T.Cohen	3	1	14	14.0	14	0	M.Campanaro	5	3	24	8.0	13	0						
Jo.Howard	1	1	9	9.0	9	0	J.Allen	4	3	17	5.7	14	0						
M.Burton	1	1	8	8.0	8	0	N.Boyle	3	2	15	7.5	12	0						
T.Gentry	1	0	0	0.0	0	0	B.Rainey	2	2	11	5.5	6	0						
							M.Williams	1	1	6	6.0	6	0						
							C.Matthews	3	1	5	5.0	5	0						
							B.Perriman	2	0	0	0.0	0	0						
							V.Mayle	1	0	0	0.0	0	0						
Total	16	9	134	14.9	27	2	Total	41	24	180	7.5	17	0						
INTERCEPTIONS										INTERCEPTIONS									
	NO	YDS	AVG	LG	TD		NO	YDS	AVG	LG	TD								
A.Amos	1	90	90.0	90	1														
B.Callahan	1	52	52.0	52	0														
Total	2	142	71.0	90	1	Total	0	0	0	0	0								
PUNTING										PUNTING									
	NO	YDS	AVG	NET	TB	IN20	LG		NO	YDS	AVG	NET	TB	IN20	LG				
P.O'Donnell	9	420	46.7	32.0	0	3	67	S.Koch	7	385	55.0	48.9	0	2	67				
Total	9	420	46.7	32.0	0	3	67	Total	7	385	55.0	48.9	0	2	67				
PUNT RETURNS										PUNT RETURNS									
	NO	YDS	AVG	FC	LG	TD		NO	YDS	AVG	FC	LG	TD						
T.Cohen	2	37	18.5	0	21	0	M.Campanaro	5	132	26.4	1	77	1						
E.Jackson	2	6	3.0	0	7	0	L.Webb	0	0	0.0	1	0	0						
[DOWNED]	3	0	0.0	0	0	0	[OUT OF BOUNDS]	2	0	0.0	0	0	0						
Total	4	43	10.8	0	21	0	Total	5	132	26.4	2	77	1						
KICKOFF RETURNS										KICKOFF RETURNS									
	NO	YDS	AVG	FC	LG	TD		NO	YDS	AVG	FC	LG	TD						
T.Cohen	3	67	22.3	0	37	0	B.Rainey	5	191	38.2	0	96	1						
B.Cunningham	2	38	19.0	0	23	0													
[TOUCHBACK]	2	0	0.0	0	0	0	Total	5	191	38.2	0	96	1						
Total	5	105	21.0	0	37	0													

Chicago Bears										
FUMBLES										
	FUM	LOST	OWN-REC	YDS	TD	FORCED	OPP-REC	YDS	TD	OUT-BDS
M.Trubisky	2	1	2	0	0	0	0	0	0	0
T.Cohen	1	1	0	0	0	0	0	0	0	0
C.Whitehair	1	0	0	0	0	0	0	0	0	0
C.Jones	0	0	0	0	0	1	0	0	0	0
D.Trevathan	0	0	0	0	0	0	1	0	0	0
Total	4	2	2	0	0	1	1	0	0	0
Baltimore Ravens										
FUMBLES										
	FUM	LOST	OWN-REC	YDS	TD	FORCED	OPP-REC	YDS	TD	OUT-BDS
M.Williams	1	1	0	0	0	0	0	0	0	0
L.Webb	0	0	0	0	0	1	0	0	0	0
E.Weddle	0	0	0	0	0	1	0	0	0	0
C.Mosley	0	0	0	0	0	0	1	0	0	0
M.Pierce	0	0	0	0	0	0	1	0	0	0
Total	1	1	0	0	0	2	2	0	0	0



LAST TIME OUT - FINAL GAME BOOK

Final Team Statistics

	Visitor Bears	Home Ravens
TOTAL FIRST DOWNS	18	16
By Rushing	10	5
By Passing	5	9
By Penalty	3	2
THIRD DOWN EFFICIENCY	5-17-29%	3-18-17%
FOURTH DOWN EFFICIENCY	0-0-0%	1-1-100%
TOTAL NET YARDS	342	291
Total Offensive Plays (inc. times thrown passing)	75	70
Average gain per offensive play	4.6	4.2
NET YARDS RUSHING	231	125
Total Rushing Plays	54	26
Average gain per rushing play	4.3	4.8
Tackles for a loss-number and yards	10-32	1-3
NET YARDS PASSING	111	166
Times thrown - yards lost attempting to pass	4-23	3-14
Gross yards passing	134	180
PASS ATTEMPTS-COMPLETIONS-HAD INTERCEPTED	17-9-0	41-24-2
Avg gain per pass play (inc.# thrown passing)	5.3	3.8
KICKOFFS Number-In End Zone-Touchbacks	5-3-0	7-3-2
PUNTS Number and Average	9-46.7	7-55.0
Had Blocked	0	0
FGs - PATs Had Blocked	0-0	0-0
Net Punting Average	32.0	48.9
TOTAL RETURN YARDAGE (Not Including Kickoffs)	185	132
No. and Yards Punt Returns	4-43	5-132
No. and Yards Kickoff Returns	5-105	5-191
No. and Yards Interception Returns	2-142	0-0
PENALTIES Number and Yards	5-44	8-69
FUMBLES Number and Lost	4-2	1-1
TOUCHDOWNS	3	2
Rushing	0	0
Passing	2	0
Interceptions	1	0
Punt Returns	0	1
Kickoff Returns	0	1
EXTRA POINTS Made-Attempts	3-3	2-2
Kicking Made-Attempts	3-3	1-1
Passing Made-Attempts	0-0	1-1
FIELD GOALS Made-Attempts	2-2	3-3
RED ZONE EFFICIENCY	0-1-0%	0-2-0%
GOAL TO GO EFFICIENCY	0-0-0%	0-2-0%
SAFETIES	0	0
FINAL SCORE	27	24
TIME OF POSSESSION	36:45	31:09



LAST TIME OUT • FINAL GAME BOOK

Ball Possession And Drive Chart

Chicago Bears

#	Time Recd	Time Lost	Time Poss	How Ball Obtained	Drive Began	# Play	Yds Gain	Yds Pen	Net Yds	1st Down	Last Scrm	How Given Up
1	12:48	8:14	4:34	Punt	CHI 7	10	30	15	45	3	BLT 48	Punt
2	5:13	1:48	3:25	Punt	CHI 25	5	12	5	17	2	CHI 42	Punt
3	0:13	10:54	4:19	Punt	CHI 35	10	45	15	60	3	* BLT 5	Field Goal
4	7:49	6:29	1:20	Fumble	CHI 20	3	9	0	9	0	CHI 29	Punt
5	3:36	2:53	0:43	Interception	BLT 20	2	20	0	20	1	BLT 21	Touchdown
6	2:07	1:40	0:27	Punt	CHI 35	3	-9	0	-9	0	CHI 26	Punt
7	0:03	0:00	0:03	Kickoff	CHI 25	1	-1	0	-1	0	CHI 25	End of Half
8	15:00	11:44	3:16	Kickoff	CHI 26	6	26	0	26	1	BLT 48	Punt
9	9:42	6:01	3:41	Punt	CHI 34	7	76	-10	66	3	BLT 27	Touchdown
10	5:47	4:12	1:35	Kickoff	CHI 20	3	0	0	0	0	CHI 20	Punt
11	2:27	0:24	2:03	Punt	CHI 21	4	18	0	18	1	CHI 41	Fumble
12	11:26	9:21	2:05	Kickoff	CHI 44	5	8	0	8	1	BLT 43	Fumble
13	2:56	1:37	1:19	Kickoff	CHI 17	3	7	0	7	0	CHI 24	Punt
14	1:37	0:12	1:25	Kickoff	CHI 25	3	8	-10	-2	0	CHI 23	Punt
15	10:00	7:04	2:56	Kickoff	CHI 20	4	22	-10	12	1	CHI 32	Punt
16	5:40	2:06	3:34	Punt	CHI 7	8	71	0	71	2	BLT 22	Field Goal

(441) Average CHI 28

Baltimore Ravens

#	Time Recd	Time Lost	Time Poss	How Ball Obtained	Drive Began	# Play	Yds Gain	Yds Pen	Net Yds	1st Down	Last Scrm	How Given Up
1	15:00	12:48	2:12	Kickoff	BLT 27	3	9	0	9	0	BLT 36	Punt
2	8:14	5:13	3:01	Punt	BLT 9	5	14	0	14	1	BLT 23	Punt
3	1:48	0:13	1:35	Punt	BLT 11	3	8	-9	-1	0	BLT 10	Punt
4	10:54	7:49	3:05	Kickoff	BLT 28	5	52	0	52	2	CHI 26	Fumble
5	6:29	3:36	2:53	Punt	BLT 26	5	18	0	18	1	BLT 44	Interception
6	2:53	2:07	0:46	Kickoff	BLT 18	3	6	0	6	0	BLT 24	Punt
7	1:40	0:03	1:37	Punt	BLT 36	12	51	4	55	4	* CHI 9	Field Goal
8	11:44	9:42	2:02	Punt	BLT 16	3	4	0	4	0	BLT 20	Punt
9	6:01	5:47	0:14	Kickoff		0	0	0	0	0		Touchdown
10	4:12	2:27	1:45	Punt	BLT 30	3	13	-10	3	0	BLT 33	Punt
11	0:24	11:26	3:58	Fumble	CHI 39	10	31	-5	26	2	* CHI 13	Field Goal
12	9:21	5:08	4:13	Fumble	BLT 48	7	22	0	22	2	CHI 30	Interception
13	5:08	2:56	2:12	Kickoff	BLT 25	10	39	5	44	3	CHI 31	Field Goal
14	0:12	0:00	0:12	Punt	BLT 44	1	16	0	16	1	BLT 44	End of Half
15	7:04	5:40	1:24	Punt	BLT 40	3	8	0	8	0	BLT 48	Punt

(419) Average BLT 30

* inside opponent's 20

Time of Possession by Quarter

		1st	2nd	3rd	4th	OT	Total
Visitor	Chicago Bears	8:12	6:39	10:35	4:49	6:30	36:45
Home	Baltimore Ravens	6:48	8:21	4:25	10:11	1:24	31:09



LAST TIME OUT - FINAL GAME BOOK

Final Defensive Statistics

Chicago Bears	Regular Defensive Plays											Special Teams				Misc					
	TKL	AST	COMB	SK	/ YDS	TFL	Q	IN	PD	FF	FR	TKL	AST	FF	FR	BL	TKL	AST	FF	FR	
A.Amos	6	2	8	0	0	1	0	1	2	0	0	0	0	0	0	0	0	0	0	0	0
C.Jones	4	4	8	0	0	0	0	0	0	1	0	0	0	0	0	0	0	0	0	0	0
E.Goldman	6	0	6	0	0	1	0	0	0	0	0	0	0	0	0	0	0	0	0	0	0
D.Trevathan	5	1	6	1	7	1	1	0	0	0	1	0	0	0	0	0	0	0	0	0	0
K.Fuller	5	1	6	0	0	0	0	0	3	0	0	0	0	0	0	0	0	0	0	0	0
E.Jackson	5	1	6	0	0	0	0	1	0	0	0	0	0	0	0	0	0	0	0	0	0
B.Callahan	3	1	4	0	0	0	1	1	0	0	0	0	0	0	0	0	0	0	0	0	0
A.Hicks	3	0	3	1	5	1	1	0	0	0	0	0	0	0	0	0	0	0	0	0	0
S.Acho	3	0	3	0	0	0	0	0	0	0	0	0	0	0	0	0	0	0	0	0	0
P.McPhee	2	0	2	1	2	1	1	0	0	0	0	0	0	0	0	0	0	0	0	0	0
P.Amukamara	2	0	2	0	0	0	0	0	0	0	0	0	0	0	0	0	0	0	0	0	0
M.Unrein	2	0	2	0	0	0	0	0	0	0	0	0	0	0	0	0	0	0	0	0	0
L.Floyd	0	2	2	0	0	0	0	0	0	0	0	0	0	0	0	0	0	0	0	0	0
B.Cunningham	0	0	0	0	0	0	0	0	0	0	0	2	0	0	0	0	0	0	0	0	0
R.Robertson-Harris	0	0	0	0	0	0	0	0	0	0	0	1	0	0	0	0	0	0	0	0	0
D.Bush	0	0	0	0	0	0	0	0	0	0	0	1	0	0	0	0	0	0	0	0	0
J.Bellamy	0	0	0	0	0	0	0	0	0	0	0	1	0	0	0	0	0	0	0	0	0
J.Anderson	0	0	0	0	0	0	0	0	0	0	0	1	0	0	0	0	0	0	0	0	0
C.LeBlanc	0	0	0	0	0	0	0	0	0	0	0	1	0	0	0	0	0	0	0	0	0
K.Long	0	0	0	0	0	0	0	0	0	0	0	0	0	0	0	0	2	0	0	0	0
M.Trubisky	0	0	0	0	0	0	0	0	0	0	0	0	0	0	0	0	0	0	0	0	2
Total	46	12	58	3	14	5	3	2	7	1	1	7	0	0	0	0	2	0	0	0	2

TKL = Tackle AST = Assist COMB = Combined QH=QB Hit IN = Interception PD = Pass Defense FF = Forced Fumble FR = Fumble Recovery

Baltimore Ravens	Regular Defensive Plays											Special Teams				Misc					
	TKL	AST	COMB	SK	/ YDS	TFL	QH	IN	PD	FF	FR	TKL	AST	FF	FR	BL	TKL	AST	FF	FR	
M.Judon	12	0	12	2	12	4	2	0	0	0	0	0	2	0	0	0	0	0	0	0	0
C.Mosley	8	3	11	0	0	1	0	0	0	0	1	0	0	0	0	0	0	0	0	0	0
P.Onwuasor	5	2	7	0	0	0	0	0	0	0	0	0	0	0	0	0	0	0	0	0	0
M.Pierce	6	0	6	0	0	1	0	0	0	0	1	0	0	0	0	0	0	0	0	0	0
E.Weddle	5	0	5	0	0	1	0	0	0	1	0	0	0	0	0	0	0	0	0	0	0
T.Suggs	3	1	4	0.5	3	2	2	0	0	0	0	0	0	0	0	0	0	0	0	0	0
T.Jefferson	2	2	4	0	0	0	0	0	0	0	0	0	0	0	0	0	0	0	0	0	0
L.Webb	3	0	3	1	5	0	0	0	0	1	0	0	0	0	0	0	0	0	0	0	0
W.Henry	2	1	3	0.5	3	1	1	0	0	0	0	0	0	0	0	0	0	0	0	0	0
P.Ricard	2	1	3	0	0	1	0	0	0	0	0	0	0	0	0	0	0	0	0	0	0
C.Wormley	2	0	2	0	0	1	0	0	0	0	0	0	0	0	0	0	0	0	0	0	0
T.Bowser	2	0	2	0	0	0	0	0	0	0	0	0	0	0	0	0	0	0	0	0	0
B.Kaufusi	1	1	2	0	0	0	0	0	0	0	0	0	0	0	0	0	0	0	0	0	0
B.Carr	1	1	2	0	0	0	0	0	0	0	0	0	0	0	0	0	0	0	0	0	0
A.Levine Sr.	1	0	1	0	0	0	0	0	0	0	0	0	2	0	0	0	0	0	0	0	0
M.Humphrey	1	0	1	0	0	0	0	0	0	0	0	0	0	0	0	0	0	0	0	0	0
J.Smith	1	0	1	0	0	0	0	0	0	0	0	0	0	0	0	0	0	0	0	0	0
Z.Smith	0	0	0	0	0	1	0	0	0	0	0	0	0	0	0	0	0	0	0	0	0
C.Matthews	0	0	0	0	0	0	0	0	0	0	0	3	0	0	0	0	0	0	0	0	0
C.Clark	0	0	0	0	0	0	0	0	0	0	0	1	0	0	0	0	0	0	0	0	0
T.McRae	0	0	0	0	0	0	0	0	0	0	0	1	0	0	0	0	0	0	0	0	0
J.Tucker	0	0	0	0	0	0	0	0	0	0	0	1	0	0	0	0	0	0	0	0	0
V.Mayle	0	0	0	0	0	0	0	0	0	0	0	1	0	0	0	0	0	0	0	0	0
M.Campanaro	0	0	0	0	0	0	0	0	0	0	0	0	0	0	0	0	1	0	0	0	0
J.Flacco	0	0	0	0	0	0	0	0	0	0	0	0	0	0	0	0	1	0	0	0	0
Total	57	12	69	4	23	11	7	0	0	2	2	7	4	0	0	0	2	0	0	0	0



LAST TIME OUT - FINAL GAME BOOK

Chicago Bears vs Baltimore Ravens
10/15/2017 at M&T Stadium

First Half Summary

		PERIOD SCORES			TIME OF POSSESSION
Bears		0 10 = 10	Bears		14:51
Ravens		0 3 = 3	Ravens		15:09

Scoring Plays

Team	Qtr	Time	Play Description (Extra Point) (Drive Info)	Visitor	Home
Bears	2	10:54	C.Barth 24 yd. Field Goal (10-60, 4:19)	3	0
Bears	2	2:53	Z.Miller 21 yd. pass from T.Cohen (C.Barth kick) (2-20, 0:43)	10	0
Ravens	2	0:03	J.Tucker 27 yd. Field Goal (12-55, 1:37)	10	3

		Chicago Bears	Baltimore Ravens
TOTAL FIRST DOWNS		9	8
First Downs Rushing-Passing-by Penalty		4 - 2 - 3	2 - 5 - 1
THIRD DOWN EFFICIENCY		2-7-29%	1-9-11%
TOTAL NET YARDS		106	158
Total Offensive Plays		33	35
NET YARDS RUSHING		64	73
NET YARDS PASSING		42	85
Gross Yards Passing		50	94
Times thrown-yards lost attempting to pass		1-8	2-9
Pass Attempts-Completions-Had Intercepted		8 - 3 - 0	22 - 14 - 1
Punts-Number and Average		4 - 47.8	4 - 52.8
Penalties-Number and Yards		1 - 9	5 - 49
Fumbles-Number and Lost		0 - 0	1 - 1
Red Zone Efficiency		0-1-0%	0-1-0%
Average Drive Start		CHI 32	BLT 22

Chicago Bears											Baltimore Ravens													
RUSHING		ATT	YDS	AVG	LG	TD						RUSHING		ATT	YDS	AVG	LG	TD						
Jo.Howard		14	39	2.8	8	0						A.Collins	8	52	6.5	30	1							
M.Trubisky		3	23	7.7	19	0						J.Allen	3	21	7.0	12	1							
T.Cohen		7	2	0.3	7	0						Total	11	73	6.6	30	1							
Total		24	64	2.7	19	0																		
PASSING		ATT	CMP	YDS	SK/YD	TD	LG	IN	RT						PASSING		ATT	CMP	YDS	SK/YD	TD	LG	IN	RT
M.Trubisky		7	2	29	1/8	0	15	0	44.3						J.Flacco	22	14	94	2/9	0	17	1	54.1	
T.Cohen		1	1	21	0/0	1	21	0	158.3						Total	22	14	94	2/9	0	17	1	54.1	
Total		8	3	50	1/8	1	21	0	99.0															
PASS RECEIVING		TAR	REC	YDS	AVG	LG	TD						PASS RECEIVING		TAR	REC	YDS	AVG	LG	TD				
Z.Miller		1	1	21	21.0	21	1						M.Campanaro	4	3	24	8.0	13	1					
D.Sims		2	1	15	15.0	15	0						B.Watson	5	3	13	4.3	6	1					
T.Cohen		3	1	14	14.0	14	0						C.Moore	3	2	32	16.0	17	1					
T.Gentry		1	0	0	0.0	0	0						J.Allen	2	2	3	1.5	2	1					
K.Wright		1	0	0	0.0	0	0						M.Wallace	2	1	8	8.0	8	1					
Total		8	3	50	16.7	21	1						M.Williams	1	1	6	6.0	6	1					
													B.Rainey	1	1	5	5.0	5	1					
													N.Boyle	1	1	3	3.0	3	1					
													B.Perriman	2	0	0	0.0	0	1					
													C.Matthews	1	0	0	0.0	0	1					
Total		8	3	50	16.7	21	1						Total	22	14	94	6.7	17	1					

Chicago Bears													Regular Defensive Plays											Special Teams					Misc				
		TKL	AST	COMB	SK	/ YDS	TFL	QH	IN	PD	FF	FR	TKL	AST	FF	FR	BL	TKL	AST	FF	FR												
A.Amos		4	0	4	0	0	0	0	0	0	0	0	0	0	0	0	0	0	0	0	0	0											
D.Trevathan		4	0	4	1	7	1	1	0	0	0	1	0	0	0	0	0	0	0	0	0	0											
E.Goldman		3	0	3	0	0	0	0	0	0	0	0	0	0	0	0	0	0	0	0	0	0											
K.Fuller		2	1	3	0	0	0	0	0	1	0	0	0	0	0	0	0	0	0	0	0	0											
Total		13	1	14	1	7	1	1	0	1	0	1	0	0	0	0	0	0	0	0	0	0											

First Half Summary

Baltimore Ravens													Regular Defensive Plays											Special Teams					Misc				
		TKL	AST	COMB	SK	/ YDS	TFL	QH	IN	PD	FF	FR	TKL	AST	FF	FR	BL	TKL	AST	FF	FR												
C.Mosley		5	1	6	0	0	0	1	0	0	0	0	0	0	0	0	0	0	0	0	0												
M.Judon		5	0	5	1	8	3	1	0	0	0	0	0	1	0	0	0	0	0	0	0												
M.Pierce		4	0	4	0	0	1	0	0	0	0	0	0	0	0	0	0	0	0	0	0												
E.Weddle		3	0	3	0	0	0	0	0	0	0	0	0	0	0	0	0	0	0	0	0												
Total		17	1	18	1	8	5	1	0	0	0	0	0	1	0	0	0	0	0	0	0												



LAST TIME OUT - FINAL GAME BOOK

First Quarter

10/15/2017

Play By Play

CHI wins the coin toss and elects to defer. BLT elects to Receive, and CHI elects to defend the east goal.

C.Barth kicks 60 yards from CHI 35 to BLT 5. B.Rainey to BLT 27 for 22 yards (B.Cunningham).

Baltimore Ravens at 15:00, (1st play from scrimmage 14:55)

- 1-10-BLT 27 (14:55) J.Flacco pass short left to N.Boyle to BLT 30 for 3 yards (S.Acho).
- 2-7-BLT 30 (14:13) A.Collins left guard to BLT 35 for 5 yards (D.Trevathan).
- 3-2-BLT 35 (13:36) A.Collins left guard to BLT 36 for 1 yard (A.Hicks).
- 4-1-BLT 36 (12:58) (Punt formation) S.Koch punts 57 yards to CHI 7, Center-M.Cox, downed by BLT-V.Mayle.

Chicago Bears at 12:48

- 1-10-CHI 7 (12:48) Jo.Howard left guard to CHI 8 for 1 yard (M.Pierce).
- 2-9-CHI 8 (12:17) Jo.Howard right tackle to CHI 5 for -3 yards (M.Pierce).
- 3-12-CHI 5 (11:56) (No Huddle, Shotgun) M.Trubisky pass incomplete deep left to T.Gentry [Z.Smith].
PENALTY on BLT-Z.Smith, Roughing the Passer, 15 yards, enforced at CHI 5 - No Play.
Penalty on CHI, Illegal Shift, offsetting. X1
Penalty on BLT, Defensive 12 On-field, offsetting.
- 1-10-CHI 20 (11:52) Jo.Howard left guard to CHI 21 for 1 yard (P.Onwuasor).
- 2-9-CHI 21 (11:12) (Shotgun) M.Trubisky pass incomplete deep right to T.Gentry [T.Suggs].
- 3-9-CHI 21 (10:50) (No Huddle, Shotgun) M.Trubisky pass short right to D.Sims to CHI 36 for 15 yards (M.Judon). P2
- 1-10-CHI 36 (10:10) T.Cohen left end to CHI 43 for 7 yards (T.Jefferson; P.Ricard).
- 2-3-CHI 43 (9:46) T.Cohen right end to CHI 47 for 4 yards (T.Bowser). R3
- 1-10-CHI 47 (9:29) M.Trubisky pass incomplete short left to D.Sims.
- 2-10-CHI 47 (9:25) Jo.Howard left end to CHI 47 for no gain (E.Weddle).
- 3-10-CHI 47 (8:56) (No Huddle, Shotgun) M.Trubisky right end to BLT 48 for 5 yards (M.Judon).
- 4-5-BLT 48 (8:23) (Punt formation) P.O'Donnell punts 39 yards to BLT 9, Center-A.DePaola, out of bounds. CHI-S.McManis was injured during the play.

Baltimore Ravens at 8:14

- 1-10-BLT 9 (8:14) A.Collins left end to BLT 17 for 8 yards (P.Amukamara).
- 2-2-BLT 17 (7:47) (No Huddle) J.Flacco pass short left to M.Wallace to BLT 25 for 8 yards (P.Amukamara). P1
- 1-10-BLT 25 (7:07) (Shotgun) A.Collins right guard to BLT 25 for no gain (D.Trevathan).
- 2-10-BLT 25 (6:33) (Shotgun) J.Flacco pass short right to B.Watson to BLT 30 for 5 yards (A.Amos).
- 3-5-BLT 30 (5:58) (Shotgun) J.Flacco sacked at BLT 23 for -7 yards (D.Trevathan).
- 4-12-BLT 23 (5:24) (Punt formation) S.Koch punts 59 yards to CHI 18, Center-M.Cox. E.Jackson to CHI 25 for 7 yards (A.Levine Sr.; M.Judon).

Chicago Bears at 5:13

- 1-10-CHI 25 (5:13) Jo.Howard left guard to CHI 31 for 6 yards (C.Wormley).
- 2-4-CHI 31 (4:37) Jo.Howard left guard to CHI 36 for 5 yards (C.Mosley). R4
- 1-10-CHI 36 (4:04) M.Trubisky pass incomplete deep right to T.Gentry.
PENALTY on BLT-M.Judon, Defensive Holding, 5 yards, enforced at CHI 36 - No Play. X5
- 1-10-CHI 41 (3:57) T.Cohen left guard to CHI 35 for -6 yards (T.Suggs).
- 2-16-CHI 35 (3:19) T.Cohen right end to CHI 28 for -7 yards (M.Judon).
- 3-23-CHI 28 (2:37) (Shotgun) M.Trubisky pass short left to T.Cohen to CHI 42 for 14 yards (M.Humphrey).
- 4-9-CHI 42 (1:57) (Punt formation) P.O'Donnell punts 47 yards to BLT 11, Center-A.DePaola, fair catch by M.Campanaro.

Baltimore Ravens at 1:48

- 1-10-BLT 11 (1:48) J.Allen left guard to BLT 18 for 7 yards (E.Goldman).
- 2-3-BLT 18 (1:15) J.Flacco pass incomplete deep right to M.Wallace.
PENALTY on BLT-N.Boyle, Offensive Holding, 9 yards, enforced at BLT 18 - No Play.
- 2-12-BLT 9 (1:08) J.Flacco pass short right to J.Allen to BLT 10 for 1 yard (D.Trevathan).
- 3-11-BLT 10 (:30) (Shotgun) J.Flacco pass incomplete deep right to B.Perriman.
- 4-11-BLT 10 (:22) (Punt formation) S.Koch punts 54 yards to CHI 36, Center-M.Cox. E.Jackson to CHI 35 for -1 yards (C.Matthews).

Chicago Bears at 0:13

- 1-10-CHI 35 (:13) Jo.Howard right guard to CHI 38 for 3 yards (C.Mosley).

END OF QUARTER

	Score	Time	First Downs					Efficiencies	
			R	P	X	T	3 Down	4 Down	
Chicago Bears	0	8:12	2	1	2	5	1/3	0/0	
Baltimore Ravens	0	6:48	0	1	0	1	0/3	0/0	



LAST TIME OUT - FINAL GAME BOOK

Play By Play

Second Quarter

10/15/2017

Chicago Bears continued.

2-7-CHI 38	(15:00) Jo.Howard left guard to CHI 46 for 8 yards (C.Mosley; B.Kaufusi).	R6
<u>1-10-CHI 46</u>	(14:29) Jo.Howard left guard to CHI 49 for 3 yards (M.Pierce). <i>PENALTY on BLT-T.Jefferson, Face Mask (15 Yards), 15 yards, enforced at CHI 49.</i>	X7
<u>1-10-BLT 36</u>	(14:02) T.Cohen left guard to BLT 32 for 4 yards (M.Pierce).	
2-6-BLT 32	(13:31) T.Cohen left end to BLT 31 for 1 yard (B.Kaufusi).	
3-5-BLT 31	(13:01) (No Huddle) M.Trubisky scrambles left end to BLT 12 for 19 yards (E.Weddle).	R8
<u>1-10-BLT 12</u>	(12:26) Jo.Howard left guard to BLT 9 for 3 yards (W.Henry).	
2-7-BLT 9	(11:44) Jo.Howard right tackle to BLT 5 for 4 yards (C.Mosley).	
3-3-BLT 5	(11:03) (Shotgun) M.Trubisky pass incomplete short left to T.Cohen.	
4-3-BLT 5	(10:58) C.Barth 24 yard field goal is GOOD, Center-A.DePaola, Holder-P.O'Donnell.	

CHI 3 BLT 0, 10 plays, 60 yards, 1 penalty, 4:19 drive, 4:06 elapsed

C.Barth kicks 65 yards from CHI 35 to BLT 0. B.Rainey to BLT 28 for 28 yards (R.Robertson-Harris).

Baltimore Ravens at 10:54, (1st play from scrimmage 10:48)

1-10-BLT 28	(10:48) A.Collins left guard to CHI 42 for 30 yards (K.Fuller; E.Jackson).	R2
<u>1-10-CHI 42</u>	(10:03) (Shotgun) J.Allen right guard to CHI 30 for 12 yards (E.Goldman).	R3
<u>1-10-CHI 30</u>	(10:03) A.Collins right guard to CHI 28 for 2 yards (E.Goldman).	
2-8-CHI 28	(8:41) A.Collins left tackle to CHI 26 for 2 yards (S.Acho).	
3-6-CHI 26	(8:01) (Shotgun) J.Flacco pass short middle to M.Williams to CHI 20 for 6 yards (C.Jones). FUMBLES (C.Jones), RECOVERED by CHI-D.Trevathan at CHI 20. D.Trevathan to CHI 20 for no gain (M.Campanaro).	

Chicago Bears at 7:49

1-10-CHI 20	(7:49) Jo.Howard left tackle to CHI 27 for 7 yards (C.Mosley).	
2-3-CHI 27	(7:07) Jo.Howard left guard to CHI 29 for 2 yards (E.Weddle).	
3-1-CHI 29	(6:47) (No Huddle) M.Trubisky pass incomplete short right to K.Wright [Z.Smith].	
4-1-CHI 29	(6:42) (Punt formation) P.O'Donnell punts 58 yards to BLT 13, Center-A.DePaola. M.Campanaro to BLT 26 for 13 yards (B.Cunningham).	

Baltimore Ravens at 6:29

1-10-BLT 26	(6:29) J.Allen right guard to BLT 28 for 2 yards (A.Hicks).	
2-8-BLT 28	(5:52) (Shotgun) J.Flacco pass short middle to M.Campanaro to BLT 38 for 10 yards (A.Amos).	P4
<u>1-10-BLT 38</u>	(5:10) J.Flacco pass short right to B.Watson to BLT 40 for 2 yards (K.Fuller).	
2-8-BLT 40	(4:31) (Shotgun) A.Collins left guard to BLT 44 for 4 yards (C.Jones; L.Floyd).	
3-4-BLT 44	(3:54) (Shotgun) J.Flacco pass deep right intended for B.Perriman INTERCEPTED by B.Callahan (E.Jackson) at CHI 28. B.Callahan to BLT 20 for 52 yards (J.Flacco). BLT-B.Perriman was injured during the play.	

Chicago Bears at 3:36

1-10-BLT 20	(3:36) Jo.Howard left tackle to BLT 21 for -1 yards (M.Judon).	
2-11-BLT 21	(3:00) T.Cohen pass deep right to Z.Miller for 21 yards, TOUCHDOWN. Cohen tosses TD pass on halfback option.	P9
	C.Barth extra point is GOOD, Center-A.DePaola, Holder-P.O'Donnell.	

CHI 10 BLT 0, 2 plays, 20 yards, 0:43 drive, 12:07 elapsed

C.Barth kicks 65 yards from CHI 35 to BLT 0. B.Rainey to BLT 18 for 18 yards (D.Bush).

Baltimore Ravens at 2:53, (1st play from scrimmage 2:48)

1-10-BLT 18	(2:48) (Shotgun) J.Flacco pass short middle to B.Watson to BLT 24 for 6 yards (A.Amos).	
2-4-BLT 24	(2:27) (No Huddle, Shotgun) J.Flacco pass incomplete short right to B.Watson.	
3-4-BLT 24	(2:20) (Shotgun) J.Flacco pass incomplete short middle to M.Campanaro.	
4-4-BLT 24	(2:16) (Punt formation) S.Koch punts 41 yards to CHI 35, Center-M.Cox, downed by BLT-K.Correa.	

Chicago Bears at 2:07

1-10-CHI 35	(2:07) T.Cohen left guard to CHI 34 for -1 yards (C.Mosley).	
Two-Minute Warning		
2-11-CHI 34	(2:00) (Shotgun) M.Trubisky pass incomplete short left to T.Cohen.	
3-11-CHI 34	(1:57) (Shotgun) M.Trubisky sacked at CHI 26 for -8 yards (M.Judon). Timeout #1 by BLT at 01:51.	
4-19-CHI 26	(1:51) (Punt formation) P.O'Donnell punts 47 yards to BLT 27, Center-A.DePaola. M.Campanaro to BLT 36 for 9 yards (J.Bellamy).	

Baltimore Ravens at 1:40

1-10-BLT 36	(1:40) (Shotgun) J.Flacco pass short right to C.Moore to CHI 49 for 15 yards (B.Callahan).	P5
-------------	--	----



LAST TIME OUT - FINAL GAME BOOK

<u>1-10-CHI 49</u>	(1:15) (No Huddle, Shotgun) J.Flacco pass short left to M.Campanaro pushed on at CHI 48 for 1 yard (B.Catanan).	
2-9-CHI 48	(1:13) (Shotgun) J.Flacco pass short left to J.Allen to CHI 46 for 2 yards (A.Amos).	
3-7-CHI 46	(1:08) (Shotgun) J.Flacco pass short middle to M.Campanaro to CHI 33 for 13 yards (E.Jackson). Timeout #2 by BLT at 01:02.	P6
<u>1-10-CHI 33</u>	(1:02) (Shotgun) J.Flacco pass short middle to C.Moore to CHI 16 for 17 yards (K.Fuller). Timeout #3 by BLT at 00:55.	P7
<u>1-10-CHI 16</u>	(:55) (Shotgun) J.Flacco sacked at CHI 18 for -2 yards (P.McPhee).	
2-12-CHI 18	(:34) (No Huddle, Shotgun) J.Flacco pass incomplete deep right to C.Moore.	
3-12-CHI 18	(:29) (Shotgun) <i>PENALTY on BLT-J.Flacco, Delay of Game, 5 yards, enforced at CHI 18 - No Play.</i> Timeout #1 by CHI at 00:29.	
3-17-CHI 23	(:29) (Shotgun) J.Flacco pass short right to B.Rainey to CHI 18 for 5 yards (C.Jones). <i>PENALTY on CHI-C.Jones, Unnecessary Roughness, 9 yards, enforced at CHI 18.</i>	X8
<u>1-9-CHI 9</u>	(:23) (Shotgun) J.Flacco pass incomplete short right to B.Watson (K.Fuller).	
2-9-CHI 9	(:18) (Shotgun) J.Flacco pass incomplete short right to M.Wallace.	
3-9-CHI 9	(:14) (Shotgun) J.Flacco pass incomplete short middle to C.Matthews.	
4-9-CHI 9	(:08) (Field Goal formation) J.Tucker 27 yard field goal is GOOD, Center-M.Cox, Holder-S.Koch.	

CHI 10 BLT 3, 12 plays, 55 yards, 1 penalty, 1:37 drive, 14:57 elapsed

J.Tucker kicks 65 yards from BLT 35 to end zone, Touchback.

Chicago Bears at 0:03

1-10-CHI 25 (:03) M.Trubisky kneels to CHI 24 for -1 yards.

END OF QUARTER

	Score	Time Poss	First Downs				Efficiencies	
			R	P	X	T	3 Down	4 Down
Chicago Bears	10	6:39	2	1	1	4	1/4	0/0
Baltimore Ravens	3	8:21	2	4	1	7	1/6	0/0



LAST TIME OUT • FINAL GAME BOOK

Third Quarter

10/15/2017

Play By Play

CHI elects to Receive, and BLT elects to defend the West goal.

J.Tucker kicks 62 yards from BLT 35 to CHI 3. B.Cunningham to CHI 26 for 23 yards (C.Matthews).

Chicago Bears at 15:00, (1st play from scrimmage 14:53)

- 1-10-CHI 26 (14:53) Jo.Howard left guard to CHI 30 for 4 yards (P.Onwuasor).
- 2-6-CHI 30 (14:15) Jo.Howard right tackle to CHI 35 for 5 yards (C.Mosley).
- 3-1-CHI 35 (13:32) Jo.Howard right guard to CHI 46 for 11 yards (T.Jefferson; C.Mosley).
- 1-10-CHI 46 (12:57) Jo.Howard right guard to BLT 48 for 6 yards (M.Judon).
- 2-4-BLT 48 (12:29) Jo.Howard left guard to BLT 48 for no gain (T.Suggs).
- 3-4-BLT 48 (12:00) (No Huddle, Shotgun) M.Trubisky pass incomplete short right to D.Sims [C.Wormley].
- 4-4-BLT 48 (11:52) (Punt formation) P.O'Donnell punts 32 yards to BLT 16, Center-A.DePaola, fair catch by L.Webb.

R10

Baltimore Ravens at 11:44

- 1-10-BLT 16 (11:44) A.Collins left guard to BLT 13 for -3 yards (E.Goldman).
- 2-13-BLT 13 (11:09) J.Flacco sacked at BLT 8 for -5 yards (A.Hicks).
- 3-18-BLT 8 (10:33) (Shotgun) J.Flacco pass short middle to C.Moore to BLT 20 for 12 yards (A.Amos; C.Jones).
- 4-6-BLT 20 (9:58) (Punt formation) S.Koch punts 67 yards to CHI 13, Center-M.Cox. T.Cohen to CHI 34 for 21 yards (C.Clark).

Chicago Bears at 9:42

- 1-10-CHI 34 (9:42) T.Cohen left tackle to CHI 39 for 5 yards (T.Bowser).
- 2-5-CHI 39 (9:05) (No Huddle) M.Trubisky pass deep middle to K.Wright to BLT 43 for 18 yards (P.Onwuasor).
- 1-10-BLT 43 (8:30) T.Cohen left guard to BLT 39 for 4 yards (M.Pierce).
- 2-6-BLT 39 (7:54) T.Cohen right guard to BLT 30 for 9 yards (P.Onwuasor; B.Carr).
- 1-10-BLT 30 (7:18) T.Cohen left guard to BLT 30 for no gain (K.Correa).
- PENALTY on CHI-T.McBride, Illegal Block Above the Waist, 10 yards, enforced at BLT 30 - No Play.*
- 1-20-BLT 40 (7:02) Jo.Howard left guard to BLT 33 for 7 yards (C.Mosley).
- 2-13-BLT 33 (6:27) Jo.Howard right tackle pushed ob at BLT 27 for 6 yards (M.Judon).
- 3-7-BLT 27 (6:06) (No Huddle) M.Trubisky pass deep right to D.Sims for 27 yards, TOUCHDOWN.

P11

R12

P13

CHI 17 BLT 3, 7 plays, 66 yards, 3:41 drive, 8:59 elapsed

C.Barth kicks 61 yards from CHI 35 to BLT 4. B.Rainey for 96 yards, TOUCHDOWN.

The Replay Official reviewed the runner was not down by contact ruling, and the play was Upheld. The ruling on the field stands.

Baltimore Ravens at 6:01

J.Tucker extra point is GOOD, Center-M.Cox, Holder-S.Koch.

CHI 17 BLT 10, 0 plays, 96 yards, 0:14 drive, 9:13 elapsed

J.Tucker kicks 60 yards from BLT 35 to CHI 5. B.Cunningham pushed ob at CHI 20 for 15 yards (T.McRae).

Chicago Bears at 5:47, (1st play from scrimmage 5:41)

- 1-10-CHI 20 (5:41) Jo.Howard left end to CHI 13 for -7 yards (T.Suggs).
- 2-17-CHI 13 (5:02) (Shotgun) M.Trubisky Aborted. C.Whitehair FUMBLES at CHI 1, recovered by CHI-M.Trubisky at CHI 1. M.Trubisky pass incomplete deep right.
- Timeout #1 by CHI at 04:54.
- 3-17-CHI 13 (4:54) T.Cohen left guard to CHI 20 for 7 yards (C.Mosley).
- 4-10-CHI 20 (4:21) (Punt formation) P.O'Donnell punts 67 yards to BLT 13, Center-A.DePaola. M.Campanaro to BLT 30 for 17 yards (J.Anderson).

Baltimore Ravens at 4:12

- 1-10-BLT 30 (4:12) (Shotgun) J.Flacco pass incomplete short left to M.Wallace.
- 2-10-BLT 30 (4:08) (No Huddle, Shotgun) J.Flacco pass incomplete short right.
- PENALTY on BLT-J.Hurst, Offensive Holding, 10 yards, enforced at BLT 30 - No Play.*
- 2-20-BLT 20 (4:00) (Shotgun) A.Collins right guard to BLT 30 for 10 yards (K.Fuller).
- 3-10-BLT 30 (3:15) (Shotgun) J.Flacco pass short right to B.Watson to BLT 33 for 3 yards (K.Fuller).
- 4-7-BLT 33 (2:39) (Punt formation) S.Koch punts 62 yards to CHI 5, Center-M.Cox. T.Cohen to CHI 21 for 16 yards (A.Levine Sr.; M.Judon).

Chicago Bears at 2:27

- 1-10-CHI 21 (2:27) Jo.Howard left guard to CHI 27 for 6 yards (J.Smith).
- 2-4-CHI 27 (1:51) Jo.Howard left guard to CHI 33 for 6 yards (T.Jefferson).
- 1-10-CHI 33 (1:15) T.Cohen right tackle to CHI 41 for 8 yards (P.Ricard).
- 2-2-CHI 41 (3:32) T.Cohen right guard to CHI 41 for no gain (E.Weddle), FUMBLES (E.Weddle), RECOVERED by BLT-M.Pierce at CHI 39. M.Pierce to CHI 39 for no gain (K.Long).

R14

Baltimore Ravens at 0:24

- 1-10-CHI 39 (0:24) A.Collins right guard to CHI 36 for 3 yards (M.Unrein).
- 2-7-CHI 36 (0:03) (No Huddle) A.Collins left end to CHI 30 for 6 yards (A.Amos).

END OF QUARTER

	Score	Time Poss	First Downs					Efficiencies	
			R	P	X	T	3 Down	4 Down	
Chicago Bears	17	10:35	3	2	0	5	2/4	0/0	
Baltimore Ravens	10	4:25	0	0	0	0	0/2	0/0	



LAST TIME OUT - FINAL GAME BOOK

Fourth Quarter

10/15/2017

Play by Play

Baltimore Ravens continued.

3-1-CHI 30	(15:00) J.Allen up the middle to CHI 28 for 2 yards (L.Floyd; C.Jones).	R9
<u>1-10-CHI 28</u>	(14:21) (Shotgun) A.Collins left guard to CHI 24 for 4 yards (E.Jackson).	
2-6-CHI 24	(13:38) J.Allen left guard to CHI 21 for 3 yards (D.Trevathan).	
3-3-CHI 21	(13:03) J.Flacco pass short right to N.Boyle to CHI 9 for 12 yards (C.Jones; A.Amos).	P10
<u>1-9-CHI 9</u>	(12:23) (Shotgun) J.Flacco pass short right to B.Watson to CHI 10 for -1 yards (A.Amos).	
2-10-CHI 10	(11:44) J.Flacco pass incomplete short right to N.Boyle.	
3-10-CHI 10	(11:39) (Shotgun) J.Flacco right guard to CHI 8 for 2 yards. J.Flacco pass short left to M.Wallace for 8 yards, TOUCHDOWN NULLIFIED by Penalty.	
	<i>PENALTY on BLT-J.Flacco, Illegal Forward Pass, 5 yards, enforced at CHI 8.</i>	
4-13-CHI 13	(11:39) (Field Goal formation) J.Tucker 31 yard field goal is GOOD, Center-M.Cox, Holder-S.Koch.	

CHI 17 BLT 13, 10 plays, 26 yards, 3:58 drive, 3:34 elapsed

J.Tucker kicks 63 yards from BLT 35 to CHI 2. T.Cohen to CHI 39 for 37 yards (J.Tucker).

PENALTY on BLT-A.Levine Sr., Offside on Free Kick, 5 yards, enforced at CHI 39.

Chicago Bears at 11:26, (1st play from scrimmage 11:18)

1-10-CHI 44	(11:18) M.Trubisky pass short left to M.Burton ran ob at BLT 48 for 8 yards.	R15
2-2-BLT 48	(10:57) Jo.Howard right tackle to BLT 45 for 3 yards (M.Judon).	
<u>1-10-BLT 45</u>	(10:21) Jo.Howard right tackle to BLT 43 for 2 yards (C.Wormley).	
2-8-BLT 43	(9:53) Jo.Howard right guard to BLT 43 for no gain (P.Onwuasor).	
3-8-BLT 43	(9:29) (No Huddle, Shotgun) M.Trubisky sacked at CHI 48 for -9 yards (L.Webb). FUMBLES (L.Webb), RECOVERED by BLT-C.Mosley at BLT 48. C.Mosley to BLT 48 for no gain (K.Long).	

Baltimore Ravens at 9:21

1-10-BLT 48	(9:21) J.Allen up the middle to CHI 41 for 11 yards (E.Jackson).	R11
<u>1-10-CHI 41</u>	(8:39) A.Collins right tackle to CHI 39 for 2 yards (S.Acho). CHI-M.Unrein was injured during the play.	
2-8-CHI 39	(7:59) (Shotgun) J.Allen up the middle to CHI 37 for 2 yards (E.Goldman).	
3-6-CHI 37	(7:22) (Shotgun) J.Flacco pass short middle to C.Matthews to CHI 32 for 5 yards (C.Jones).	
	Timeout #1 by BLT at 06:31.	
4-1-CHI 32	(6:31) J.Allen left guard to CHI 30 for 2 yards (E.Jackson).	R12
<u>1-10-CHI 30</u>	(6:01) (No Huddle) A.Collins right end pushed ob at CHI 30 for no gain (B.Callahan).	
2-10-CHI 30	(5:29) J.Flacco pass deep right intended for C.Moore INTERCEPTED by A.Amos (K.Fuller) at CHI 10. A.Amos for 90 yards, TOUCHDOWN.	
	The Replay Official reviewed the runner was in bounds ruling, and the play was Upheld. The ruling on the field was confirmed.	

Chicago Bears at 5:08

C.Barth extra point is GOOD, Center-A.DePaola, Holder-P.O'Donnell.

CHI 24 BLT 13, 0 plays, 90 yards, 0:00 drive , 9:52 elapsed

C.Barth kicks 67 yards from CHI 35 to BLT -2. B.Rainey to BLT 25 for 27 yards (C.LeBlanc). CHI-D.Brown was injured during the play.

Baltimore Ravens at 5:08, (1st play from scrimmage 5:02)

1-10-BLT 25	(5:02) (Shotgun) J.Flacco pass short middle to J.Allen to BLT 39 for 14 yards (B.Callahan; D.Trevathan).	P13
<u>1-10-BLT 39</u>	(4:40) (No Huddle, Shotgun) J.Flacco pass incomplete short middle to J.Allen.	
2-10-BLT 39	(4:37) (Shotgun) J.Flacco pass short middle to B.Watson to CHI 48 for 13 yards (P.McPhee).	P14
<u>1-10-CHI 48</u>	(4:15) (No Huddle, Shotgun) J.Flacco pass short middle to M.Wallace to CHI 42 for 6 yards (C.Jones).	
2-4-CHI 42	(3:53) (No Huddle, Shotgun) J.Flacco pass incomplete short right to V.Mayle (A.Amos).	
3-4-CHI 42	(3:49) (Shotgun) J.Flacco pass incomplete short right to C.Matthews (K.Fuller).	
4-4-CHI 42	(3:47) (Shotgun) <i>PENALTY on CHI-L.Floyd, Neutral Zone Infraction, 5 yards, enforced at CHI 42 - No Play.</i>	X15
<u>1-10-CHI 37</u>	(3:47) (Shotgun) J.Flacco pass incomplete deep right to M.Campanaro.	
2-10-CHI 37	(3:38) (Shotgun) J.Flacco pass incomplete deep right to C.Moore.	
3-10-CHI 37	(3:33) (Shotgun) J.Flacco pass short right to B.Rainey to CHI 31 for 6 yards (K.Fuller).	
	Timeout #2 by BLT at 03:01.	
4-4-CHI 31	(3:01) (Field Goal formation) J.Tucker 50 yard field goal is GOOD, Center-M.Cox, Holder-S.Koch.	

CHI 24 BLT 16, 10 plays, 44 yards, 1 penalty, 2:12 drive, 12:04 elapsed

J.Tucker kicks 55 yards from BLT 35 to CHI 10. T.Cohen to CHI 17 for 7 yards (V.Mayle).

Chicago Bears at 2:56, (1st play from scrimmage 2:52)

1-10-CHI 17	(2:52) Jo.Howard left guard to CHI 18 for 1 yard (C.Mosley; P.Onwuasor).	
2-9-CHI 18	(2:07) Jo.Howard left guard to CHI 26 for 8 yards (M.Judon).	
Two-Minute Warning		
3-1-CHI 26	(2:00) Jo.Howard right guard to CHI 24 for -2 yards (P.Ricard).	
	Timeout #3 by BLT at 01:55.	
4-3-CHI 24	(1:55) (Punt formation) P.O'Donnell punts 53 yards to BLT 23, Center-A.DePaola, M.Campanaro for 77 yards, TOUCHDOWN.	

Baltimore Ravens at 1:37

TWO-POINT CONVERSION ATTEMPT. J.Flacco pass to N.Boyle is complete. ATTEMPT SUCCEEDS.

CHI 24 BLT 24, 0 plays, 77 yards, 0:00 drive , 1:32:3 elapsed

J.Tucker kicks 65 yards from BLT 35 to end zone, Touchback.

Chicago Bears at 1:37

1-10-CHI 25	(1:37) (Shotgun) M.Trubisky pass short middle to T.Cohen to CHI 29 for 4 yards (W.Henry).	
	<i>PENALTY on CHI-Z.Miller, Offensive Pass Interference, 10 yards, enforced at CHI 25 - No Play.</i>	
1-20-CHI 15	(1:31) (Shotgun) M.Trubisky FUMBLES (Aborted) at CHI 14, and recovers at CHI 14. M.Trubisky pass short right to Z.Miller to CHI 19 for 4 yards (T.Jefferson).	
2-16-CHI 19	(1:09) (No Huddle, Shotgun) M.Trubisky sacked at CHI 15 for -4 yards (M.Judon).	
3-20-CHI 15	(:31) Jo.Howard right guard pushed ob at CHI 23 for 8 yards (L.Webb).	
4-12-CHI 23	(:23) (Punt formation) P.O'Donnell punts 49 yards to BLT 28, Center-A.DePaola, M.Campanaro ran ob at BLT 44 for 16 yards.	

Baltimore Ravens at 0:12

1-10-BLT 44	(:12) (Shotgun) J.Flacco pass short right to M.Wallace to CHI 40 for 16 yards (E.Jackson).	P16
-------------	--	-----

END OF QUARTER

	Score	Time Poss	First Downs					Efficiencies		
			R	P	X	T	3 Down	4 Down		
Chicago Bears	24	4:49	1	0	0	1	0/3	0/0		
Baltimore Ravens	24	10:11	3	4	1	8	2/6	1/1		



LAST TIME OUT • FINAL GAME BOOK

Play By Play

Overtime

10/15/2017

CHI wins toss, elects to Receive, and BLT elects to defend the East goal.

J.Tucker kicks 68 yards from BLT 35 to CHI -3. T.Cohen pushed ob at CHI 20 for 23 yards (C.Matthews).

Chicago Bears at 10:00, (1st play from scrimmage 9:55)

- 1-10-CHI 20 (9:55) Jo.Howard left tackle to CHI 30 for 10 yards (P.Onwuasor). R16
- 1-10-CHI 30 (9:18) Jo.Howard left guard to CHI 31 for 1 yard (P.Onwuasor).
PENALTY on CHI-B.Massie, Offensive Holding, 10 yards, enforced at CHI 30 - No Play.
- 1-20-CHI 20 (8:58) (Shotgun) M.Trubisky sacked at CHI 14 for -6 yards (sack split by T.Suggs and W.Henry).
- 2-26-CHI 14 (8:13) (Shotgun) M.Trubisky pass short right to Jo.Howard to CHI 23 for 9 yards (M.Judon).
- 3-17-CHI 23 (7:33) (Shotgun) M.Trubisky scrambles right end pushed ob at CHI 32 for 9 yards (A.Levine Sr.).
- 4-8-CHI 32 (7:08) (Punt formation) P.O'Donnell punts 28 yards to BLT 40, Center-A.DePaola, out of bounds.

Baltimore Ravens at 7:04

- 1-10-BLT 40 (7:04) J.Allen right guard to BLT 46 for 6 yards (E.Goldman).
- 2-4-BLT 46 (6:32) J.Allen up the middle to BLT 48 for 2 yards (M.Unrein).
- 3-2-BLT 48 (5:53) J.Flacco pass incomplete short middle to C.Moore.
- 4-2-BLT 48 (5:48) (Punt formation) S.Koch punts 45 yards to CHI 7, Center-M.Cox, downed by BLT-C.Matthews.

Chicago Bears at 5:40

- 1-10-CHI 7 (5:40) Jo.Howard left tackle to BLT 40 for 53 yards (B.Carr). R17
- 1-10-BLT 40 (5:09) (No Huddle) T.Cohen left guard to BLT 41 for -1 yards (E.Weddle).
- 2-11-BLT 41 (5:09) M.Trubisky pass incomplete short left to Z.Miller.
- 3-11-BLT 41 (4:26) (Shotgun) M.Trubisky pass deep middle to K.Wright to BLT 23 for 18 yards (L.Webb). P18
- 1-10-BLT 23 (3:43) Jo.Howard right guard to BLT 25 for -2 yards (W.Henry).
- 2-12-BLT 25 (3:00) Jo.Howard left guard to BLT 24 for 1 yard (M.Pierce).
- 3-11-BLT 24 (2:16) Jo.Howard left tackle to BLT 22 for 2 yards (M.Judon).
Timeout #1 by BLT at 02:11.
- 4-9-BLT 22 (2:11) (Field Goal formation) C.Barth 40 yard field goal is GOOD, Center-A.DePaola, Holder-P.O'Donnell.

CHI 27 BLT 24, 8 plays, 71 yards, 3:34 drive, 12:54 elapsed

END OF QUARTER	Score	Time Poss	First Downs					Efficiencies	
			R	P	X	T	3 Down	4 Down	
Chicago Bears	27	6:30	2	1	0	3	1/3	0/0	
Baltimore Ravens	24	1:24	0	0	0	0	0/1	0/0	



LAST TIME OUT - FINAL GAME BOOK

Miscellaneous Statistics Report

Chicago Bears vs Baltimore Ravens
10/15/2017 at M&T Stadium

Ten Longest Plays for Chicago Bears

Table with 4 columns: Yards, Qtr, Play Start, Play Description. Lists top 10 longest plays for the Chicago Bears.

Ten Longest Plays for Baltimore Ravens

Table with 4 columns: Yards, Qtr, Play Start, Play Description. Lists top 10 longest plays for the Baltimore Ravens.

Touchdown Scoring Information

Table showing Touchdown Scoring Information for Visitor (Chicago Bears) and Home (Baltimore Ravens) across Offense, Defense, and Special Teams.

Player Scoring Information

Table showing Player Scoring Information with columns for Club, Player, and various statistics including TD, Rush TD, Rec TD, KO TD, Punt TD, Int TD, Fum TD, Misc TD, FG, XP, 2Pt Rush, 2Pt Rec, Sfty, and Points.

Possession Detail

Table showing Possession Detail with columns for First Half, Second Half, and Game, each split into Visitor and Home.



LAST TIME OUT • FINAL GAME BOOK

Playtime Percentage

Percent of playtime per player on offense, defense and special teams

Chicago Bears				Baltimore Ravens			
	Offense	Defense	Special Teams		Offense	Defense	Special Teams
J Sitton	G 80 100%		5 14%	J Eluemunor	G 73 100%		4 11%
C Leno	T 80 100%		5 14%	A Howard	T 73 100%		4 11%
B Massie	T 80 100%		5 14%	R Stanley	T 73 100%		4 11%
C Whitehair	C 80 100%			J Hurst	G 73 100%		4 11%
M Trubisky	QB 80 100%			J Flacco	QB 73 100%		
K Long	G 77 96%			R Jensen	C 73 100%		
T Gentry	WR 76 95%		1 3%	M Wallace	WR 70 96%		
D Sims	TE 69 86%		6 16%	B Watson	TE 51 70%		
T McBride	WR 58 72%			J Allen	RB 47 64%		7 19%
Z Miller	TE 55 69%		1 3%	N Boyle	TE 44 60%		7 19%
J Howard	RB 54 68%			C Moore	WR 34 47%		6 16%
T Cohen	RB 26 32%		11 30%	M Campanaro	WR 33 45%		7 19%
K Wright	WR 25 31%			C Matthews	WR 23 32%		26 70%
A Shaheen	TE 19 24%		28 76%	A Collins	RB 22 30%		
M Burton	FB 15 19%		16 43%	B Perriman	WR 20 27%		
T Compton	T 3 4%		5 14%	M Williams	TE 9 12%		2 5%
J Bellamy	WR 2 2%		19 51%	V Mayle	TE 5 7%		27 73%
B Cunningham	RB 1 1%		18 49%	B Rainey	RB 4 5%		19 51%
A Amos	FS	73 100%	14 38%	P Ricard	NT 3 4%	20 25%	6 16%
E Jackson	FS	73 100%	13 35%	T Jefferson	SS	80 100%	4 11%
K Fuller	CB	73 100%	9 24%	E Weddle	FS	80 100%	
P Amukamara	CB	73 100%	2 5%	C Mosley	LB 79 99%	5 14%	
D Trevathan	LB	72 99%	1 3%	B Carr	CB 78 98%	1 3%	
L Floyd	LB	72 99%		M Judon	LB 70 88%	15 41%	
A Hicks	DE	64 88%		J Smith	CB 69 86%		
C Jones	LB	56 77%	14 38%	W Henry	DT 68 85%	8 22%	
E Goldman	NT	47 64%	4 11%	P Onwuasor	LB 66 82%	7 19%	
B Callahan	CB	46 63%		T Suggs	LB 57 71%		
M Unrein	DE	40 55%	9 24%	M Pierce	NT 56 70%	1 3%	
P McPhee	LB	37 51%		C Wormley	DT 54 68%	10 27%	
S Acho	LB	36 49%	25 68%	Z Smith	LB 40 50%	5 14%	
J Bullard	DE	25 34%	4 11%	L Webb	FS 24 30%	2 5%	
R Robertson-Harris	DE	7 10%	21 57%	M Humphrey	CB 12 15%	16 43%	
D Houston-Carson	FS	7 10%	19 51%	A Levine	SS 8 10%	33 89%	
I Irving	LB	1 1%	7 19%	K Correa	LB 7 9%	33 89%	
J Anderson	LB		32 86%	T Bowser	LB 7 9%	21 57%	
C LeBlanc	CB		26 70%	B Kaufusi	DE 5 6%	6 16%	
D Bush	SS		18 49%	C Clark	FS 33 89%		
D Brown	TE		17 46%	J Freeny	LB 27 73%		
P O'Donnell	P		14 38%	T McRae	CB 16 43%		
A DePaola	LS		14 38%	J Tucker	K 11 30%		
C Barth	K		10 27%	M Cox	LS 11 30%		
M Cooper	CB		6 16%	S Koch	P 11 30%		
B Sowell	T		5 14%	T Bergstrom	G 4 11%		
S McManis	CB		3 8%	L Bowanko	C 4 11%		



2017 GAME RECAPS



WEEK 1 Falcons 23, Bears 17

Soldier Field (61,857)
Sunday, Sept. 10, 2017

ATLANTA	3	7	3	10	23
CHICAGO	0	10	0	7	17

FIRST QUARTER

Falcons 7:56 Bryant 48 yd. Field Goal

SECOND QUARTER

Bears 14:55 Barth 54 yd. Field Goal
 Falcons 4:29 Freeman 5 yd. run (Bryant kick)
 Bears 0:14 Howard 4 yd. run (Barth kick)

THIRD QUARTER

Falcons 2:10 Bryant 28 yd. Field Goal

FOURTH QUARTER

Falcons 11:55 Hooper 88 yd. pass from Ryan
(Bryant kick)
 Bears 7:26 Cohen 19 yd. pass from Glennon
(Barth kick)
 Falcons 3:24 Bryant 37 yd. Field Goal

	FALCONS	BEARS
First Downs.....	18	20
3rd Down	5-11	5-13
Total Net Yards	372	301
Off Plays	55	63
Avg Gain	6.8	4.8
Rushing Net.....	64	125
Passing Net	308	176
Penalties (Yds).....	8 (73)	4 (40)
Turnovers.....	0	0
Punts (Avg).....	3 (59.3)	5 (48.8)
TDs	2	2
FGs.....	3-3	1-1
TO Remain.....	1	0
Time of Poss.....	30:34	29:26

PASSING LEADERS

FALCONS - Ryan 21-30-0, 321 yds, 1 TD.
BEARS - Glennon 26-40-0, 213 yds, 1 TD.

RUSHING LEADERS

FALCONS - Freeman 12-37, 1 TD; Coleman 8-16.
BEARS - Cohen 5-66; Howard 13-52, 1 TD; Burton 1-7.

RECEIVING LEADERS

FALCONS - Hooper 2-128, 1 TD; Jones 4-66; Sanu 6-47; Coleman 4-42; Gabriel 3-36.
BEARS - Cohen 8-47, 1 TD; Miller 4-39; Wright 3-34; Sims 2-31; Bellamy 3-27; Howard 3-14; White 2-6; Thompson 1-15.

The Bears came tantalizingly close to pulling off a dramatic upset of the defending NFC champion Falcons in the season opener at Soldier Field.

But four failed attempts by the Chicago offense to score the go-ahead touchdown from the 5-yard line in the final seconds enabled Atlanta to escape with a 23-17 win.

After three straight incompletions, quarterback Mike Glennon was sacked from behind by defensive end Brooks Reed with :03 remaining. Glennon had completed 7 of 11 passes for 54 yards on the drive to reach the 5 with :21 left, including a 14-yard strike to Joshua Bellamy on 4th and 3 from the Falcons' 42.

Rookie running back Tarik Cohen had a breakout performance in his NFL debut, rushing for 66 yards on five carries and catching eight passes for 47 yards. The fourth-round draft pick had a nifty 46-yard run, a 19-yard touchdown catch and a 17-yard punt return.

The Falcons led 3-0 before the Bears tied it 3-3 on Connor Barth's 54-yard field goal on the first play of the second quarter. The 10-play, 41-yard drive was sustained by Glennon's 15-yard pass to Deonte Thompson on third-and-eight.

Devonta Freeman's 5-yard TD dash around left end gave the Falcons a 10-3 lead with 4:29 left in the second quarter. The 11-play, 83-yard drive was highlighted by Matt Ryan completions of 18 and 25 yards to Julio Jones and 18 yards to Taylor Gabriel. The Atlanta quarterback completed 21 of 30 passes for 321 yards with one TD.

The Bears answered, tying the score 10-10 on Jordan Howard's 5-yard TD run. Lining up in the Wildcat formation, Cohen took the shotgun snap and handed off to Howard, who dashed around right end and picked up a block from Glennon, who was lined up wide on the play.

All seven plays on the 75-yard drive were runs, with the longest a 46-yard scamper by Cohen, who took a handoff to his left, reversed field and burst between two defenders.

The Falcons scored the game's next 10 points to take a 20-10 lead. Matt Bryant's 28-yard field goal made it 13-10 late in the third quarter. The Bears seemingly had forced Atlanta to punt following a third-down incompleton. But a roughing-the-passer penalty on Hicks sustained the drive.

The Falcons then widened the margin to 20-10 on Ryan's 88-yard touchdown pass to Austin Hooper. The Bears defense lined up late on the play and left the tight end uncovered down the middle of the field.

The Bears answered on their next drive as Glennon completed 7 of 9 passes for 70 yards, including a 19-yard TD to Cohen, to cut the deficit to 20-17 with 7:26 left in the fourth quarter. But the Falcons increased their lead to 23-17 on Bryant's 37-yard field goal with 3:24 to play and then held off the Bears on their final possession to secure the victory.



2017 GAME RECAPS



WEEK 2
Buccaneers 29, Bears 7
 Raymond James Stadium (56,640)
 Sunday, Sept. 17, 2017

CHICAGO	0	0	0	7	7
TAMPA BAY	10	16	0	3	29

FIRST QUARTER

Bucs	8:58	Folk 42 yd. Field Goal
Bucs	0:10	Evans 13 yd. pass from Winston (Folk kick)

SECOND QUARTER

Bucs	7:30	Rodgers 1 yd. run (Folk kick)
Bucs	4:09	McClain 47 yd. INT return (kick failed),
Bucs	0:00	Folk 50 yd. Field Goal

FOURTH QUARTER

Bucs	12:26	Folk 23 yd. Field Goal
Bears	1:43	Thompson 14 yd. pass from Glennon (Barth kick)

	BEARS	BUCS
First Downs.....	19	22
3rd Down	7-14	8-15
Total Net Yards	310	311
Off Plays	62	67
Avg Gain	5.0	4.6
Rushing Net.....	20	117
Passing Net	290	194
Penalties (Yds).....	8 (59)	4 (34)
Turnovers	4	1
Punts (Avg).....	3 (56.0)	3 (48.7)
TDs	1	3
FGs.....	0-0	3-3
TO Remain.....	3	2
Time of Poss.....	26:49	33:11

PASSING LEADERS

BEARS - Glennon 31-45-2, 301 yds, 1 TD.
BUCS - Winston 18-30-0, 204 yds, 1 TD.

RUSHING LEADERS

BEARS - Cohen 7-13; Howard 9-7.
BUCS - Rodgers 19-67, 1 TD; Barber 10-47.

RECEIVING LEADERS

BEARS - Wright 7-69; Thompson 4-57, 1 TD; Cohen 8-55; Bellamy 4-51; Miller 6-42; Gentry 2-27.
BUCS - Evans 7-93, 1 TD; Jackson 3-39; Brate 2-24; Humphries 2-18; Howard 1-17.

After not committing any turnovers in last week's season opener against the Falcons, the Bears coughed up the ball four straight times to begin Sunday's game, enabling the Buccaneers to race to a 23-0 second-quarter lead en route to a 29-7 victory at Raymond James Stadium.

Quarterback Mike Glennon accounted for three of the four turnovers with two interceptions—one of which was returned for a touchdown—and a fumble. His stats were decent; he completed 31 of 45 passes for 301 yards with a 76.2 passer rating.

After Nick Folk's 42-yard field gave the Buccaneers a 3-0 lead midway through the opening period, Glennon completed his first six pass attempts for 53 yards. But his seventh throw over the middle intended for tight end Dion Sims was intercepted by linebacker Kwon Alexander, who returned it 22 yards to the Tampa Bay 38.

It appeared that the Buccaneers would go three-and-out when Akiem Hicks stopped running back Charles Sims for no gain on third-and-one. But Tarik Cohen tried to field a bouncing punt while surrounded by two defenders, resulting in a fumble that was recovered by Buccaneers.

On the next play, receiver Mike Evans caught a 13-yard touchdown pass from Jameis Winston on a fade in the right corner of the end zone, beating Marcus Cooper Sr. to give Tampa Bay a 10-0 lead with :10 left in the first quarter.

The Bears then committed their third straight turnover when Glennon fumbled while being sacked by defensive end Noah Spence. The ball popped into the air and was caught by linebacker Lavonte David at the Bears' 35.

The Buccaneers converted the turnover into Jacquizz Rodgers' 1-yard TD run, widening the margin to 17-0 with 7:30 remaining in the half.

Things then went from bad to worse as Glennon's pass intended for Joshua Bellamy along the sideline was intercepted by cornerback Robert McClain and returned 47 yards for a touchdown. Folk missed the extra point, but Tampa Bay led 23-0.

Folk made amends, however, drilling a 50-yard field goal as time expired in the first half to increase the Buccaneers' lead to 26-0. Folk added a 23-yarder early in the fourth quarter to make it 29-0.

The Bears failed to advance into the red zone through the game's first three quarters, but they did so on all three of their possessions in the final period. They turned the ball over on downs twice before Glennon hit Deonte Thompson with a 14-yard touchdown pass in the back left corner of the end zone with 1:43 left in the game.

**2017 GAME RECAPS**

WEEK 3
Bears 23, Steelers 17 (ot)
 Soldier Field (62,172)
 Sunday, Sept. 24, 2017

PITTSBURGH	0	7	7	3	0	17
CHICAGO	7	10	0	0	6	23

FIRST QUARTER

Bears 9:09 Howard 3 yd. run (Barth kick)

SECOND QUARTER

Steelers 5:42 Brown 7 yd. pass from Roethlisberger (Boswell kick)

Bears 0:43 Shaheen 2 yd. pass from Glennon (Barth kick)

Bears 0:00 Barth 24 yd. Field Goal

THIRD QUARTER

Steelers 6:43 Bell 1 yd. run (Boswell kick)

FOURTH QUARTER

Steelers 8:03 Boswell 32 yd. Field Goal

OVERTIME

Bears 8:27 Howard 19 yd. run

	BEARS	STEELERS
First Downs.....	18	19
3rd Down	4-12	4-11
Total Net Yards	304	282
Off Plays	62	59
Avg Gain	4.9	4.8
Rushing Net.....	220	70
Passing Net	84	212
Penalties (Yds).....	10 (73)	6 (40)
Turnovers	2	2
Punts (Avg).....	6 (44.5)	5 (40.6)
TDs	2	3
FGs.....	1-2	1-2
TO Remain.....	2	1
Time of Poss.....	33:59	27:34

PASSING LEADERS

BEARS - Glennon 15-22-1, 101 yds, 1 TD.

STEELERS - Roethlisberger 22-39, 235 yds, 1 TD.

RUSHING LEADERS

BEARS - Howard 23-138, 2 TD; Cohen 12-78.

STEELERS - Bell 15-61, 1 TD.

RECEIVING LEADERS

BEARS - Howard 5-26; Cohen 4-24; Cunningham 3-23.

STEELERS - Brown 10-110, 1 TD; Smith-Schuster 2-39.

Fueled by a dominant running game and a stingy defense Sunday at Soldier Field, the Bears improved to 1-2 with a stunning 23-17 overtime victory over the Pittsburgh Steelers.

Pro Bowl running back Jordan Howard rushed for 138 yards and two touchdowns on 23 carries, including a game-winning 19-yard TD run with 8:27 remaining in overtime.

Howard's touchdown capped the Bears' first possession of overtime and came two plays after Tarik Cohen had apparently ended the game with a dazzling 73-yard TD run. But after a replay review it was determined that the rookie had stepped out of bounds at the Pittsburgh 37.

With Cohen adding 78 yards on 12 carries, the Bears rushed for 220 yards.

Backed by an opportunistic defense, the Bears led 17-7 at halftime. But the offense committed two turnovers deep in Chicago territory and the Steelers converted the miscues into 10 points, trying the score 17-17 midway through the fourth quarter.

After Pittsburgh recovered a Howard fumble at the Bears' 16, Le'Veon Bell's 1-yard TD run cut the deficit to 17-14 midway through the third quarter. Mike Glennon's pass intended for Zach Miller was then intercepted by safety J.J. Wilcox at the Chicago 21, leading to Chris Boswell's game-tying field goal with 8:03 to play in regulation.

The Bears defense held Bell to 61 yards on 15 rushes and limited Ben Roethlisberger--who completed 22 of 39 passes for 235 yards--to an 82.7 passer rating.

After mustering only one takeaway in their first two games, the Bears generated two in the first quarter Sunday. First, McManis recovered a muffed punt by the Steelers' Eli Rogers at the Pittsburgh 29. That led to Howard's 3-yard touchdown run, which gave the Bears a 7-0 lead.

The defense then generated a second takeaway when Bryce Callahan sacked Roethlisberger on a blitz, forcing a fumble that Akiem Hicks recovered at the 50. But the Bears failed to capitalize on the turnover as Barth missed a 47-yard field goal attempt.

The Steelers tied the game 7-7 on Roethlisberger's 7-yard touchdown pass to Antonio Bryant with 5:42 left in the first half.

Glennon's 2-yard touchdown pass to Adam Shaheen gave the Bears a 14-7 lead with :43 left in the first half. Howard rushed for 36 yards on four carries and Cohen had a 26-yard run on the nine-play, 75-yard drive. The TD was Shaheen's first NFL catch.

Operating a run-oriented attack, Glennon completed 15 of 22 passes for 101 yards with one touchdown, one interception and a 74.2 passer rating.



2017 GAME RECAPS



WEEK 4
Packers 35, Bears 14
 Lambeau Field (78,362)
 Thursday, Sept. 28, 2017

CHICAGO	0	7	0	7	14
GREEN BAY	14	7	7	7	35

FIRST QUARTER

Packers	9:49	Adams 5 yd. pass from Rodgers (Crosby kick)
Packers	8:56	Cobb 2 yd. pass from Rodgers (Crosby kick)

SECOND QUARTER

Packers	4:48	Jones 2 yd. run (Crosby kick)
Bears	0:08	Wright 5 yd. pass from Glennon (Barth kick)

THIRD QUARTER

Packers	4:09	Nelson 4 yd. pass from Rodgers (Crosby kick)
---------	------	--

FOURTH QUARTER

Packers	14:54	Nelson 8 yd. pass from Rodgers (Crosby kick)
Bears	6:01	Howard 3 yd. run (Barth kick)

	BEARS	PACKERS
First Downs.....	20	17
3rd Down	5-12	7-14
Total Net Yards	308	260
Off Plays	64	53
Avg Gain	4.8	4.9
Rushing Net.....	103	91
Passing Net	205	169
Penalties (Yds).....	8 (62)	7 (55)
Turnovers	4	0
Punts (Avg).....	3 (49.0)	5 (47.6)
TDs	2	5
FGs.....	0-1	0-0
TO Remain.....	3	0
Time of Poss.....	31:51	28:09

PASSING LEADERS

BEARS - Glennon 21-33-2, 218 yds, 1 TD.
PACKERS - Rodgers 18-26-0, 179 yds, 4 TD.

RUSHING LEADERS

BEARS - Howard 18-53, 1 TD; Cunningham 5-26; Cohen 6-24.
PACKERS - Jones 13-49, 1 TD; Montgomery 5-28; Williams 4-11.

RECEIVING LEADERS

BEARS - Wright 4-51, 1 TD; Miller 2-45; Thompson 5-44; Bellamy 3-36; Cohen 4-24; Howard 2-10.
PACKERS - Nelson 4-75, 2 TD; Cobb 4-44, 1 TD; Bennett 6-39; Adams 2-13, 1 TD.

The Bears fell to the Green Bay Packers, 35-14, at Lambeau Field. The Bears offense committed three turnovers in the first half. The Packers converted the miscues into 14 points in jumping to a 21-0 lead.

While Packers quarterback Aaron Rodgers threw four touchdown passes, Bears counterpart Mike Glennon tossed two interceptions and lost two fumbles, though one came on a miscommunication with center Cody Whitehair on a shotgun snap that wasn't entirely Glennon's fault.

Rodgers led the Packers to touchdowns on all five of their red-zone possessions Thursday night. The two-time NFL MVP has now won 13 of the last 14 games he's started and finished against the Bears and has thrown 21 TD passes and just one interception in his last nine contests versus Chicago.

After Rodgers capped the game's opening possession with a 5-yard touchdown pass to Davante Adams, the Bears turned the ball over on their first play from scrimmage. Glennon fumbled when he was sacked by Clay Matthews and Jake Ryan recovered at the Bears' 3.

Three plays later, Rodgers threw his second touchdown pass in a :53 span, a 2-yarder to Randall Cobb that gave the Packers a commanding 14-0 lead with 8:56 left in the first quarter.

The second Bears turnover came when Whitehair surprised Glennon with a shotgun snap and the ball caromed off the quarterback, resulting in a fumble that linebacker Blake Martinez recovered at the Chicago 24.

Later in the half, Glennon's pass over the middle intended for Markus Wheaton was intercepted by Ha-Ha Clinton Dix. Rodgers completed a 58-yard pass to receiver Jordy Nelson, setting up Aaron Jones' 2-yard TD run, giving the Packers a 21-0 lead with 4:48 left in the half.

The Bears responded as Glennon completed 6 of 7 passes for 72 yards, including a 5-yard touchdown to Kendall Wright, cutting the deficit to 21-7 with :08 remaining in the half.

But the Bears couldn't get any closer. After Deonte Thompson dropped a third-down pass early in the third quarter, Connor Barth missed a 47-yard field goal attempt wide right.

The Packers made it 28-7 on Rodgers' 4-yard touchdown pass to Nelson late in the third quarter.

Glennon committed his fourth turnover of the game late in the third quarter when his pass intended for Thompson was intercepted by safety Kentrell Brice.

The Packers converted the turnover as Rodgers tossed his fourth touchdown pass of the night, an 8-yarder to Nelson, making it 35-7 early in the fourth quarter.

Jordan Howard's 3-yard TD run made the score 35-14 with 6:01 remaining in the fourth quarter.

**2017 GAME RECAPS**

WEEK 5
Vikings 20, Bears 17
 Soldier Field (61,834)
 Monday, Oct. 9, 2017

MINNESOTA	0	3	14	3	0	20
CHICAGO	2	0	7	8	0	17

FIRST QUARTER

Bears 1:31 Bradford sacked in end zone by Floyd for a Safety

SECOND QUARTER

Vikings 1:02 Forbath 26 yd. Field Goal

THIRD QUARTER

Vikings 8:16 Rudolph 13 yd. pass from Keenum (Forbath kick)

Bears 5:23 Cunningham 38 yd. pass from O'Donnell (Barth kick) (7-75, 2:53)

Vikings 3:31 McKinnon 58 yd. run (Forbath kick)

FOURTH QUARTER

Bears 12:24 Miller 20 yd. pass from Trubisky (Trubisky run)

Vikings 0:12 Forbath 26 yd. Field Goal

	BEARS	STEELERS
First Downs.....	17	16
3rd Down	6-15	3-12
Total Net Yards.....	300	274
Off Plays	67	56
Avg Gain	4.5	4.9
Rushing Net.....	159	115
Passing Net.....	141	159
Penalties (Yds).....	9 (69)	8 (55)
Turnovers.....	0	2
Punts (Avg).....	6 (43.0)	7 (43.9)
TDs.....	2	2
FGs.....	2-2	0-0
TO Remain.....	1	0
Time of Poss.....	31:24	28:36

PASSING LEADERS

VIKINGS - Keenum 17-21, 140 yds, 1 TD; Bradford 5-11, 36 yds.

BEARS - Trubisky 12-25, 128 yds, 1 TD, 1 INT; O'Donnell 1-1, 38 yds, 1 TD.

RUSHING LEADERS

VIKINGS - McKinnon 16-95, 1 TD; Murray 12-31; Keenum 1-22; Thielen 1-11.

BEARS - Howard 19-76; Trubisky 3-22; Cohen 6-13.

RECEIVING LEADERS

VIKINGS - McKinnon 6-51; Rudolph 6-45, 1 TD; Thielen 5-34; Murray 2-12; Floyd 1-19; Ham 1-11; Diggs 1-4.

BEARS - Wright 4-46; Miller 3-39, 1 TD; Cunningham 2-43, 1 TD; McBride 1-18; Sims 1-17; Wheaton 1-9.

Mitchell Trubisky provided the spark the Bears were anticipating in his first NFL start, extending plays with his athleticism and throwing accurately on the run. But the second overall pick in the draft also experienced the ups and downs that are common for rookie quarterbacks in a 20-17 loss to the Minnesota Vikings at Soldier Field.

Trubisky valiantly rallied the Bears from a 17-9 deficit early in the fourth quarter, forging a 17-17 tie with a 20-yard touchdown pass to tight end Zach Miller coupled with a two-point conversion run.

But then when the Bears took over at their own 10 with 2:32 to play, Trubisky's pass intended for Miller was intercepted by safety Harrison Smith at the Chicago 28. The pick set up Kai Forbath's game-winning 26-yard field goal with :12 remaining.

The Bears offense committed six penalties in the game's first 20 minutes, including a holding infraction on receiver Markus Wheaton that nullified Jordan Howard's 42-yard touchdown run.

The Bears' seven first-half possessions resulted in six punts and a turnover. On the six drives that ended with punts, the offense faced situations of third-and-20, third-and-12, third-and-12, third-and-15, third-and-13 and third-and-20.

The Bears defense allowed just 55 yards and four first downs in the first half. The unit also generated the first points of the game as Leonard Floyd sacked Sam Bradford in the end zone for a safety, giving the Bears a 2-0 lead late in the first quarter.

The only points the defense allowed in the first half came on Forbath's 26-yard field goal late in the second period—after the Vikings had taken over at the Bears' 13 following a blindside strip/sack of Trubisky by defensive end Everson Griffen.

The Vikings replaced an ineffective Bradford with Case Keenum late in the second quarter and the move paid dividends. Keenum opened the second half by engineering a 13-play, 76-yard drive he capped with a 13-yard touchdown pass to Kyle Rudolph, giving Minnesota a 10-2 lead.

The Bears reached into their bag of tricks, turning a fake punt into a 38-yard touchdown pass from punter Pat O'Donnell to Benny Cunningham. On fourth-and-six, O'Donnell tossed a short pass over the middle to Cunningham, who eluded one tackler and spun away from another to draw the Bears to within 10-9 with 5:23 left in the third quarter.

The Vikings answered less than two minutes later, however, widening the margin to 17-9 on Jerick McKinnon's 58-yard touchdown run against a depleted Bears defense that had lost yet another inside linebacker on the previous possession when John Timu exited with a knee injury.

That set the stage for Trubisky, who rolled to his right and threw into the end zone to Miller, who caught the ball for a touchdown after it had deflected off the hands of safety Andrew Sendejo.



2017 GAME RECAPS


WEEK 6
Bears 27, Ravens 24 (ot)

M&T Bank Stadium (70,616)

Sunday, Oct. 15, 2017

CHICAGO	0	10	7	7	3	27
BALTIMORE	0	3	7	14	0	24

SECOND QUARTER

Bears	10:54	Barth 24 yd. FG
Bears	2:53	Miller 21 yd. pass from Cohen (Barth kick)
Ravens	0:03	Tucker 27 yd. FG

THIRD QUARTER

Bears	6:01	Sims 27 yd. pass from Trubisky (Barth kick)
Ravens	5:47	Rainey 96 yd. KO return (Tucker kick)
Ravens	11:26	Tucker 31 yd. FG

FOURTH QUARTER

Bears	5:08	Amos 90 yd. INT return (Barth kick)
Ravens	2:56	Tucker 50 yd. FG
Ravens	1:37	Campanaro 77 yd. PR (Flacco-Boyle pass)

OVERTIME

Bears	2:06	Barth 40 yd. FG
-------	------	-----------------

	BEARS	RAVENS
First Downs.....	18	16
3rd Down	5-17	3-18
Total Net Yards	342	291
Off Plays	75	70
Avg Gain	4.6	4.2
Rushing Net.....	231	125
Passing Net	111	166
Penalties (Yds).....	5 (44)	8 (69)
Turnovers	2	3
Punts (Avg).....	9 (46.7)	7 (55.0)
TDs	3	2
FGs.....	2-2	3-3
TO Remain	2	1
Time of Poss.....	36:45	31:09

PASSING LEADERS

BEARS - Trubisky 8-16, 113 yds, 1 TD; Cohen 1-1, 21 yds, 1 TD.

RAVENS - Flacco 24-41, 180 yds, 0 TD, 2 INT.

RUSHING LEADERS

BEARS - Howard 36-167; Cohen 14-32; Trubisky 4-32.

RAVENS - Collins 15-74; Allen 10-49; Flacco 1-2.

RECEIVING LEADERS

BEARS - Sims 2-42, 1 TD; Wright 2-36; Miller 2-25, 1 TD; Cohen 1-14; Howard 1-9; Burton 1-8.

RAVENS - Moore 3-44; Wallace 3-30; Watson 6-28; Campanaro 3-24; Allen 3-17; Boyle 2-15; Rainey 2-11.

After losing a 24-13 lead late in Sunday's game in Baltimore, the Bears valiantly rallied for a thrilling 27-24 overtime victory over the Ravens.

Baltimore native Adrian Amos appeared to clinch the win when he returned his first career interception 90 yards for a touchdown, putting the Bears ahead 24-13 with 5:08 to play.

But the Ravens stormed back, climbing to within 24-16 on Justin Tucker's 50-yard field goal with 2:56 left and then tying it 24-24 on Michael Campanaro's 77-yard punt return touchdown coupled with Joe Flacco's two-point conversion pass to Nick Boyle with 1:37 to play.

Things continued to look bleak for the Bears when they started their second possession of overtime at their own 7. But Jordan Howard burst around left end for 53 yards to the Baltimore 40. Mitchell Trubisky followed with an 18-yard pass to Kendall Wright on third-and-11 to the 23, setting up Connor Barth's game-winning 40-yard field goal with 2:06 left in overtime.

Fueled by an opportunistic defense that generated three takeaways and a strong running game that produced 231 yards, the Bears improved to 2-4 by winning on the road for the first time since Dec. 27, 2015 when they beat the Buccaneers 26-21 in Tampa, snapping a 10-game skid.

Facing a rugged Ravens defense, the Bears kept the ball on the ground. Trubisky threw just 16 passes in the game—completing eight for 113 yards and one touchdown with no interceptions—while handing off 50 times to Howard and rookie Tarik Cohen. Howard responded by rushing for a career-high 167 yards on 36 carries, while Cohen added 32 yards on 14 attempts.

Cohen did more than just run the ball Sunday. The versatile fourth-round draft pick lofted a perfect 21-yard touchdown pass to Zach Miller in the right corner of the end zone on a halfback option play, giving the Bears a 10-0 lead with 2:53 remaining in the second quarter.

Trubisky and Dion Sims teamed up for a good throw and a good catch midway through the third quarter that resulted in a 27-yard touchdown, giving the Bears a 17-3 lead.

On the ensuing kickoff, it appeared that Joshua Bellamy tripped up Bobby Rainey. But the Ravens kick returner jumped to his feet and raced 96 yards for a controversial touchdown that closed the gap to 17-10. Referee Ed Hochuli confirmed the call on the field via a replay review.

The Bears followed by committing turnovers on their next two possessions. Cohen lost a fumble at his own 39 and the Ravens turned it into Tucker's 31-yard field goal, drawing to within 17-13. Baltimore then took over at its own 48 following a strip/sack of Trubisky, but Amos saved the day—at least temporarily—with his 90-yard INT return touchdown.



CHICAGO BEARS GAME RELEASE

TEAM/OFFENSIVE STATISTICS

Chicago Bears / Week 6 / Through Sunday, October 15, 2017 / Regular Season

Won 2, Lost 4

9/10/2017	L	17- 23	Atlanta Falcons
9/17/2017	L	7- 29	at Tampa Bay Buccaneers
9/24/2017	W	23- 17	Pittsburgh Steelers
9/28/2017	L	14- 35	at Green Bay Packers
10/9/2017	L	17- 20	Minnesota Vikings
10/15/2017	W	27- 24	at Baltimore Ravens

Total First Downs	111	109						
Rushing	42	31						
Passing	54	64						
Penalty	15	14						
3rd Down: Made/Att	29/80	33/84						
3rd Down Pct.	36.3%	39.3%						
4th Down: Made/Att	4/7	2/2						
4th Down Pct.	57.1%	100.0%						
Possession Avg.	30:26	29:34						
Total Net Yards	1841	1816						
Avg. Per Game	306.8	302.7						
Total Plays	382	371						
Avg. Per Play	4.8	4.9						
Net Yards Rushing	816	626						
Avg. Per Game	136.0	104.3						
Total Rushes	186	155						
Net Yards Passing	1025	1190						
Avg. Per Game	170.8	198.3						
Sacked/Yards Lost	13/108	16/105						
Gross Yards	1133	1295						
Attempts/Completions	183/115	200/126						
Completion Pct.	62.8%	63.0%						
Had Intercepted	6	2						
Punts/Average	33/47.1	29/48.6						
Net Punting Avg.	37.5	43.4						
Penalties/Yards	43/333	42/340						
Fumbles/Ball Lost	16/8	5/4						
Touchdowns	13	16						
Rushing	4	5						
Passing	8	8						
Returns	1	3						
Score By Periods	Q1	Q2	Q3	Q4	OT	Pts		
Team	9	37	14	36	9	105		
Opponents	27	43	38	40	0	148		
Scoring	TD	Ru	Pa	Rt	PAT	FG	2Pt	Pts
J.Howard	4	4	0	0	0/0	0	0	24
C.Barth	0	0	0	0	11/11	4/6	0	23
Z.Miller	2	0	2	0	0/0	0/0	0	12
D.Thompson	1	0	1	0	0/0	0/0	0	6
K.Wright	1	0	1	0	0/0	0/0	0	6
B.Cunningham	1	0	1	0	0/0	0/0	0	6
D.Sims	1	0	1	0	0/0	0/0	0	6
A.Amos	1	0	0	1	0/0	0/0	0	6
T.Cohen	1	0	1	0	0/0	0/0	0	6
A.Shaheen	1	0	1	0	0/0	0/0	0	6
M.Trubisky	0	0	0	0	0/0	0/0	1	2
L.Floyd	0	0	0	0	0/0	0/0	0	2
Team	13	4	8	1	11/11	4/6	1	105
Opponents	16	5	8	3	14/15	12/13	1	148

2-Pt. Conversions: Team 1/ 1, Opponents: 1/ 1
 Sacks: A.Hicks 5.0, L.Floyd 3.0, P.McPhee 3.0, W.Young 2.0,
 B.Callahan 1.0, D.Trevathan 1.0, E.Goldman 1.0 **Team: 16.0,**
Opponents: 13.0

Passing	Att	Cmp	Yds	Cmp%	Yds/Att	TD	TD%	Int	Int%	Long	Sack	Lost	Rating
M.Glennon	140	93	833	66.4%	6.0	4	2.9%	5	3.6%	29	8/	78	76.8
M.Trubisky	41	20	241	48.8%	5.9	2	4.9%	1	2.4%	27t	5/	30	73.3
P.O'Donnell	1	1	38	100.0%	38.0	1	100.0%	0	0.0%	38t	0/	0	158.3
T.Cohen	1	1	21	100.0%	21.0	1	100.0%	0	0.0%	21t	0/	0	158.3
Team	183	115	1133	62.8%	6.2	8	4.4%	6	3.3%	38t	13/	108	81.2

Rushing	No.	Yds	Avg	Long	TD
J.Howard	118	495	4.2	53	4
T.Cohen	50	226	4.5	46	0
M.Trubisky	7	54	7.7	19	0
B.Cunningham	6	30	5.0	12	0
M.Burton	1	7	7.0	7	0
M.Glennon	4	4	1.0	2	0
Team	186	816	4.4	53	4
Opponents	155	626	4.0	58t	5

Receiving	No.	Yds	Avg	Long	TD
T.Cohen	26	158	6.1	19t	1
K.Wright	20	236	11.8	22	1
Z.Miller	18	207	11.5	29	2
D.Thompson	11	125	11.4	20	1
J.Howard	11	59	5.4	10	0
J.Bellamy	10	114	11.4	17	0
D.Sims	6	98	16.3	27t	1
B.Cunningham	5	66	13.2	38t	1
T.Gentry	2	27	13.5	15	0
K.White	2	6	3.0	6	0
T.McBride	1	18	18.0	18	0
M.Wheaton	1	9	9.0	9	0
M.Burton	1	8	8.0	8	0
A.Shaheen	1	2	2.0	2t	1
Team	115	1133	9.9	38t	8
Opponents	126	1295	10.3	88t	8

Interceptions	No.	Yds	Avg	Long	TD			
A.Amos	1	90	90.0	90t	1			
B.Callahan	1	52	52.0	52	0			
Team	2	142	71.0	90t	1			
Opponents	6	77	12.8	47t	1			
Punting	No	Yds	Avg	Net	TB	In	Lg	B
P.O'Donnell	33	1553	47.1	37.5	4	13	69	0
Team	33	1553	47.1	37.5	4	13	69	0
Opponents	29	1408	48.6	43.4	1	9	67	0

Punt Returns	Ret	FC	Yds	Avg	Long	TD
T.Cohen	14	5	124	8.9	21	0
E.Jackson	2	1	6	3.0	7	0
Team	16	6	130	8.1	21	0
Opponents	15	7	234	15.6	77t	1
Kickoff Returns	No.	Yds	Avg	Long	TD	
D.Thompson	11	229	20.8	29	0	
B.Cunningham	4	86	21.5	25	0	
T.Cohen	4	81	20.3	37	0	
Team	19	396	20.8	37	0	
Opponents	9	277	30.8	96t	1	
Field Goals	1-19	20-29	30-39	40-49	50+	
C.Barth	0/0	2/2	0/0	1/3	1/1	
Team	0/0	2/2	0/0	1/3	1/1	
Opponents	0/0	5/5	3/4	2/2	2/2	

Fumbles Lost: M.Glennon 3, T.Cohen 2, M.Trubisky 2, Jo.Howard 1
Total: 8
 Opponent Fumble Recoveries: S.McManis 1, D.Trevathan 1,
 A.Hicks 1, L.Floyd 1 **Total: 4**



DEFENSIVE/SPECIAL TEAMS STATISTICS

2017 Bears Tackles													
Player	G	Tot	Tackles	Assists	Sacks	Yds	Stuff	Yds	FF	PD	Safeties	QBH	TFL
Danny Trevathan	5	35	24	11	1.0	7.0	0.0	0.0	0	1	0	2	1
Kyle Fuller	6	29	26	3	0.0	0.0	0.0	0.0	0	7	0	0	0
Christian Jones	6	29	14	15	0.0	0.0	0.0	0.0	1	1	0	1	0
Adrian Amos	6	24	21	3	0.0	0.0	0.0	0.0	0	2	0	0	1
Eddie Jackson	6	23	19	4	0.0	0.0	1.0	1.0	0	3	0	0	1
Akiem Hicks	6	19	14	5	5.0	33.0	1.0	4.0	0	0	0	8	6
Leonard Floyd	6	19	12	7	3.0	21.0	3.0	3.0	0	1	1	6	6
Eddie Goldman	6	16	13	3	1.0	5.0	1.0	3.0	0	0	0	2	2
Bryce Callahan	6	14	10	4	1.0	12.0	0.0	0.0	1	3	0	1	0
Mitch Unrein	6	14	10	4	0.0	0.0	1.0	1.0	0	0	0	1	1
Marcus Cooper	5	12	12	0	0.0	0.0	0.0	0.0	0	3	0	0	0
Quintin Demps	3	12	11	1	0.0	0.0	0.0	0.0	0	0	0	0	0
Sam Acho	6	11	9	2	0.0	0.0	0.0	0.0	0	0	0	1	0
Pernell McPhee	6	10	10	0	3.0	14.0	0.0	0.0	1	0	0	6	3
Jerrell Freeman	1	10	7	3	0.0	0.0	1.0	1.0	0	0	0	0	1
Prince Amukamara	4	9	8	1	0.0	0.0	0.0	0.0	0	2	0	0	0
John Timu	3	9	6	3	0.0	0.0	0.0	0.0	0	1	0	0	1
Willie Young	4	7	4	3	2.0	13.0	0.0	0.0	0	0	0	4	2
Jonathan Bullard	6	5	5	0	0.0	0.0	0.0	0.0	0	1	0	0	0
Nick Kwiatkowski	2	5	4	1	0.0	0.0	0.0	0.0	0	0	0	0	0
Jonathan Anderson	5	4	3	1	0.0	0.0	0.0	0.0	0	0	0	0	0
Roy Robertson-Harris	6	3	1	2	0.0	0.0	0.0	0.0	0	1	0	0	0
Cre'von LeBlanc	6	1	1	0	0.0	0.0	0.0	0.0	0	0	0	0	0
DeAndre Houston-Carson	4	0	0	0	0.0	0.0	0.0	0.0	1	0	0	0	0
Total	6	320	244	76	16	105	8	13	4	26	1	32	25
Opponent	6	334	280	54	13	108	30	83	10	27	0	35	38

2017 Bears Interceptions						
Player	G	Int	Yds	Avg	Long	TD
Adrian Amos	6	1	90	90.0	90t	1
Bryce Callahan	6	1	52	52.0	52	0
Total	6	2	142	71.0	90t	1
Opponent	6	6	77	12.8	47t	1

2017 Season Defensive Logs														
		Score												
Date	Wk	Opponent	Pts	Opp	Diff	OT	Sack	Yds	Stuff	Lost	Int	Yds	TD	PD
09/10/2017	1	Atl	L	17	23	-6		2	13	2	2	0	0	4
09/17/2017	2	@TB	L	7	29	-22		2	10	2	2	0	0	2
09/24/2017	3	Pit	W	23	17	6	OT	3	23	0	0	0	0	7
09/28/2017	4	@GB	L	14	35	-21		2	10	0	0	0	0	2
10/09/2017	5	Min	L	17	20	-3		4	35	3	6	0	0	4
10/15/2017	6	@Bal	W	27	24	3	OT	3	14	1	3	2	142	1
Totals		Record	Pts	Opp	Diff	OT	Sack	Yds	Stuff	Lost	Int	Yds	TD	PD
		2-4	105	148	-43	-	16	105	8	13	2	142	1	26

2017 Bears Kicking															
Player	G	PAT Made	PAT Att	FGM	FGA	Pct	1-19	20-29	30-39	40-49	50+	Long	Avg	Avg Made	Avg Miss
Connor Barth	6	11	11	4	6	66.7	0-0	2-2	0-0	1-3	1-1	54	39.3	35.5	47.0
Total	6	11	11	4	6	66.7	0-0	2-2	0-0	1-3	1-1	54	39.3	35.5	47.0
Opponent	6	14	15	12	13	92.3	0-0	5-5	3-4	2-2	2-2	50	35.0	35.0	35.0

2017 Bears Punting											
Player	G	Num	Blk	Yds	Avg	TB	In20	Ret	RetYds	NetYds	NetAvg
Patrick O'Donnell	6	33	0	1553	47.1	4	13	15	234	1239	37.5
Total	6	33	0	1553	47.1	4	13	15	234	1239	37.5
Opponent	6	29	0	1408	48.6	1	9	16	130	1258	43.4

2017 Bears Kickoffs									
Player	G	KO	TB	Pct	Yds	Avg	Ret	RetYds	AvgStart
Connor Barth	6	20	11	55.0	1298	64.9	9	277	28.1
Total	6	20	11	55.0	1298	64.9	9	277	28.1
Opponent	6	36	17	47.2	2276	63.2	19	396	24.7

2017 Bears Punt Returns							
Player	G	Ret	FC	Yds	Avg	Long	TD
Tarik Cohen	6	14	5	124	8.9	21	0
Eddie Jackson	6	2	1	6	3.0	7	0
Total	6	16	6	130	8.1	21	0
Opponent	6	15	7	234	15.6	77t	1

2017 Bears Kick Returns						
Player	G	Ret	Yds	Avg	Long	TD
Deonte Thompson	5	11	229	20.8	29	0
Benny Cunningham	5	4	86	21.5	25	0
Tarik Cohen	6	6	81	20.3	37	0
Total	6	19	396	20.8	37	0
Opponent	6	9	277	30.8	96t	1



CHICAGO BEARS GAME RELEASE

STATISTICS

CHICAGO BEARS 2017 GAME-BY-GAME PARTICIPATION

	Regular Season				ATL	@ TB	PI	@ GB	MIN	@ BAL	CAR	@ NO	GB	DET	@ PHI	SF	@ CIN	@ DET	CLE	@ MN	Consecutive		
	GP	GS	DNP	INA	9/10	9/17	9/24	9/28	10/9	10/15	10/22	10/29	11/12	11/19	11/26	12/3	12/10	12/16	12/24	12/31	GP	GS	
93 Acho, Sam	6	3	0	0	sub	sub	sub	sub	sub	sub												37	1
38 Amos, Adrian	6	3	0	0	sub	sub	sub	S	S	S												10	3
20 Amukamara, Prince	4	2	0	2	x	x	sub	sub	CB	CB												4	2
58 Anderson, Jonathan	5	0	0	0	ps	sub	sub	sub	sub	sub												5	0
4 Barth, Connor	6	0	0	0	sub	sub	sub	sub	sub	sub												35	0
11 Bellamy, Joshua	6	2	0	0	sub	WR	sub	WR	sub	sub												42	0
85 Brown, Daniel	4	0	0	2	sub	sub	x	x	sub	sub												2	0
74 Bullard, Jonathan	6	0	0	0	sub	sub	sub	sub	sub	sub												10	0
46 Burton, Michael	6	1	0	0	sub	FB	sub	sub	sub	sub												6	0
26 Bush, Dion	4	0	0	2	sub	x	x	sub	sub	sub												3	0
37 Callahan, Bryce	6	3	0	0	NB	sub	sub	NB	NB	sub												6	0
29 Cohen, Tank	6	1	0	0	sub	WR	sub	sub	sub	sub												6	0
79 Compton, Tom	5	2	1	0	LG	LG	dnp	sub	sub	sub												3	0
31 Cooper, Sr., Marcus	5	4	0	1	CB	CB	CB	CB	x	sub												1	0
30 Cunningham, Benny	5	0	0	1	sub	x	sub	sub	sub	sub												4	0
49 DePaola, Andrew	6	0	0	0	sub	sub	sub	sub	sub	sub												54	0
94 Floyd, Leonard	6	6	0	0	OLB	OLB	OLB	OLB	OLB	OLB												6	6
23 Fuller, Kyle	6	6	0	0	CB	CB	CB	CB	CB	CB												6	6
19 Gentry, Tanner	2	1	0	0	ps	sub	ps	ps	ps	WR												1	1
8 Glennon, Mike	4	4	2	0	QB	QB	QB	QB	dnp	dnp												0	0
91 Goldman, Eddie	6	6	0	0	NT	NT	NT	NT	NT	NT												6	6
55 Grasu, Hroniss	1	1	1	3	dnp	sub	C	x	x	x												0	0
96 Hicks, Akem	6	6	0	0	DE	DE	DE	DE	DE	DE												26	22
36 Houston-Carson, DeAndre	4	0	0	0	ps	ps	sub	sub	sub	sub												4	0
24 Howard, Jordan	6	6	0	0	RB	RB	RB	RB	RB	RB												21	19
47 Irving, Isaiah	2	0	0	0	ps	ps	ps	ps	sub	sub												2	0
39 Jackson, Eddie	6	6	0	0	S	S	S	S	S	S												6	6
73 Jenkins, John	0	0	0	6	x	x	x	x	x	x												0	0
52 Jones, Christian	6	3	0	0	sub	sub	sub	ILB	ILB	ILB												24	3
44 Kwiatkowski, Nick	2	1	0	4	sub	ILB	x	x	x	x												0	0
22 LeBlanc, CreVon	6	0	0	0	sub	sub	sub	sub	sub	sub												6	0
72 Leno Jr., Charles	6	6	0	0	LT	LT	LT	LT	LT	LT												38	35
75 Long, Kyle	4	4	0	2	x	x	RG	RG	RG	RG												4	4
70 Masise, Bobby	6	6	0	0	RT	RT	RT	RT	RT	RT												12	12
18 McBride III, Tre	3	1	0	1	x	sub	nwt	ps	sub	WR												2	1
27 McManis, Sherrick	6	0	0	0	sub	sub	sub	sub	sub	sub												48	0
92 McPhee, Pernell	6	1	0	0	sub	sub	sub	sub	OLB	sub												6	0
86 Miller, Zach	6	4	0	0	TE	sub	TE	TE	TE	sub												6	0
33 Mizell, Taquan	0	0	1	5	x	dnp	x	x	x	x												0	0
16 O'Donnell, Patrick	6	0	0	0	sub	sub	sub	sub	sub	sub												34	0
95 Robertson-Harris, Roy	6	0	0	0	sub	sub	sub	sub	sub	sub												6	0
6 Sanchez, Mark	0	0	0	6	x	x	x	x	x	x												0	0
87 Shaheen, Adam	6	3	0	0	sub	sub	TE	sub	TE	TE												6	2
88 Sims, Dion	6	6	0	0	TE	TE	TE	TE	TE	TE												14	14
71 Sitton, Josh	5	5	0	1	RG	RG	x	LG	LG	LG												3	3
79 Sowell, Bradley	6	0	0	0	sub	sub	sub	sub	sub	sub												6	0
53 Timu, John	3	2	0	1	ps	ps	ILB	sub	ILB	x												0	0
59 Trevathan, Danny	5	5	0	0	ILB	ILB	ILB	ILB	sub	ILB												1	1
10 Trubisky, Mitchell	2	2	4	0	dnp	dnp	dnp	dnp	QB	QB												2	2
98 Unrein, Mitch	6	3	0	0	sub	DE	DE	sub	sub	DE												11	1
12 Wheaton, Markus	3	0	0	3	x	x	sub	sub	sub	x												0	0
65 Whitehair, Cody	6	6	0	0	C	C	LG	C	C	C												22	22
13 Wright, Kendall	6	1	0	0	sub	sub	sub	WR	sub	sub												5	0

CAPS = starter / sub = reserve / x = inactive / dnp = did not play / 3TE = third tight end / NB = nickel back / 3S = third safety / ps = practice squad / nwt = not with team / sus = suspended/ exp = roster expiration

21 Damps, Quintin	3	3	0	1	S	S	S	x															0	0
50 Freeman, Jerrell	1	1	0	0	ILB																		0	0
32 Hall, Deondre'	0	0	0	0																			0	0
64 Kush, Eric	0	0	0	0																			0	0
81 Meredith, Cameron	0	0	0	0																			0	0
67 Morgan, Jordan	0	0	0	0																			0	0
48 Scales, Patrick	0	0	0	0																			0	0
14 Thompson, Deonte	5	3	0	0	WR	sub	WR	sub	WR														29	1
11 White, Kevin	1	1	0	0	WR																		0	0
97 Young, Willie	4	2	0	1	OLB	sub	sub	OLB	x														0	0



STATISTICS

CHICAGO BEARS 2017 GAME-BY-GAME OFFENSIVE STATS

	ATL	@ TB	PIT	@ GB	MIN	@ BAL	CAR	@ NO	GB	DET	@ PHI	SF	@ CIN	@ DET	CLE	@ MIN	Season
	9/10	9/17	9/24	9/28	10/9	10/15	10/22	10/29	11/12	11/19	11/26	12/3	12/10	12/16	12/24	12/31	Totals
First Downs	20	19	18	20	16	18											111
Rushing	6	1	13	7	5	10											42
Passing	11	16	4	11	7	5											54
Penalty	3	2	1	2	4	3											15
Third Downs	13	14	12	12	12	17											80
Converted	5	7	4	5	3	5											29
Efficiency	38.5%	50.0%	33.3%	41.7%	25.0%	29.4%											36.3%
Fourth Downs	2	2	0	2	1	0											7
Converted	1	0	0	2	1	0											4
Efficiency	50.0%	0.0%	0.0%	100.0%	100.0%	0.0%											57.1%
Total Net Yards	301	310	306	308	274	342											1,841
Plays	63	62	62	64	56	75											382
Avg. Per Play	4.8	5.0	4.9	4.8	4.9	4.6											4.8
Net Yards Rushing	125	20	222	103	115	231											816
Attempts	19	16	38	30	29	54											186
Avg. Per Rush	6.6	1.3	5.8	3.4	4.0	4.3											4.4
Touchdowns	1	0	2	1	0	0											4
Net Yards Passing	176	290	84	205	159	111											1,025
Sacked	4	1	2	1	1	4											13
Yards Lost	37	11	17	13	7	23											108
Gross Yards	213	301	101	218	166	134											1,133
Attempts	40	45	22	33	26	17											183
Completions	26	31	15	21	13	9											115
Completion Pct.	65.0%	68.9%	68.2%	63.6%	50.0%	52.9%											62.8%
Yards Per Attempt	5.3	6.7	4.6	6.6	6.4	7.9											6.2
Touchdowns	1	1	1	1	2	2											8
Interceptions	0	2	1	2	1	0											6
Touchdowns	2	1	3	2	2	3											13
Rushing	1	0	2	1	0	0											4
Passing	1	1	1	1	2	2											8
Returns	0	0	0	0	0	1											1
Penalties	4	8	10	8	8	5											43
Yards Lost	40	59	73	62	55	44											333
Fumbles	2	2	5	2	1	4											16
Fumbles Lost	0	2	1	2	1	2											8
Punts	5	3	6	3	7	9											33
Gross Avg.	48.8	56.0	44.5	49.0	43.9	46.7											47.1
FGs Attempted	1	0	2	1	0	2											6
FGs Made	1	0	1	0	0	2											4
PATs Made-Att.	2-2	1-1	2-2	2-2	2-2	3-3											12-12
Kicking M-A	2-2	1-1	2-2	2-2	1-1	3-3											11-11
2-pt Rushing M-A	0-0	0-0	0-0	0-0	1-1	0-0											1-1
2-pt Passing M-A	0-0	0-0	0-0	0-0	0-0	0-0											0-0
Kickoffs-EZ-TB	4-3-3	2-2-2	3-3-2	3-3-3	3-3-1	5-3-0											20-17-11
Safeties	0	0	0	0	1	0											1
Points Scored	17	7	23	14	17	27											105
Time of Possession	29:26	26:49	33:59*	31:51	28:36	38:51*											30:36
	ATL	@ TB	PIT	@ GB	MIN	@ BAL	CAR	@ NO	GB	DET	@ PHI	SF	@ CIN	@ DET	CLE	@ MIN	
	9/10	9/17	9/24	9/28	10/9	10/15	10/22	10/29	11/12	11/19	11/26	12/3	12/10	12/16	12/24	12/31	

* Overtime



STATISTICS

OPPONENT 2017 GAME-BY-GAME OFFENSIVE STATS

	ATL 9/10	@ TB 9/17	PIT 9/24	@ GB 9/28	MIN 10/9	@ BAL 10/15	CAR 10/22	@ NO 10/29	GB 11/12	DET 11/19	@ PHI 11/26	SF 12/3	@ CIN 12/10	@ DET 12/16	CLE 12/24	@ MIN 12/31	Season Totals
First Downs	18	22	19	17	17	16											109
Rushing	4	6	6	5	5	5											31
Passing	12	13	11	9	10	9											64
Penalty	2	3	2	3	2	2											14
Third Downs	11	15	11	14	15	18											84
Converted	5	8	4	7	6	3											33
Efficiency	45.5%	53.3%	36.4%	50.0%	40.0%	16.7%											39.3%
Fourth Downs	0	0	0	1	0	1											2
Converted	0	0	0	1	0	1											2
Efficiency	0.0%	0.0%	0.0%	100.0%	0.0%	100.0%											100.0%
Total Net Yards	372	311	282	260	300	291											1,816
Plays	55	67	59	53	67	70											371
Avg. Per Play	6.8	4.6	4.8	4.9	4.5	4.2											4.9
Net Yards Rushing	64	117	70	91	159	125											626
Attempts	23	34	17	24	31	26											155
Avg. Per Rush	2.8	3.4	4.1	3.8	5.1	4.8											4.0
Touchdowns	1	1	1	1	1	0											5
Net Yards Passing	308	194	212	169	141	166											1,190
Sacked	2	2	3	2	4	3											16
Yards Lost	13	10	23	10	35	14											105
Gross Yards	321	204	235	179	176	180											1,295
Attempts	30	31	39	27	32	41											200
Completions	21	18	22	19	22	24											126
Completion Pct.	70.0%	58.1%	56.4%	70.4%	68.8%	58.5%											63.0%
Yards Per Attempt	10.7	6.6	6.0	6.6	5.5	4.4											6.5
Touchdowns	1	1	1	4	1	0											8
Interceptions	0	0	0	0	0	2											2
Touchdowns	2	3	2	5	2	2											16
Rushing	1	1	1	1	1	0											5
Passing	1	1	1	4	1	0											8
Returns	0	1	0	0	0	2											3
Penalties	8	4	6	7	9	8											42
Yards Lost	73	34	40	55	69	69											340
Fumbles	0	1	2	0	1	1											5
Fumbles Lost	0	1	2	0	0	1											4
Punts	3	3	5	5	6	7											29
Gross Avg.	59.3	48.7	40.6	47.6	43.0	55.0											48.6
FGs Attempted	3	3	2	0	2	3											13
FGs Made	3	3	1	0	2	3											12
PATs Made-Att.	2-2	2-3	2-2	5-5	2-2	2-2											15-16
Kicking M-A	2-2	2-3	2-2	5-5	2-2	1-1											14-15
2-pt Rushing M-A	0-0	0-0	0-0	0-0	0-0	0-0											0-0
2-pt Passing M-A	0-0	0-0	0-0	0-0	0-0	1-1											1-1
Kickoffs-EZ-TB	6-4-3	6-5-4	5-4-2	6-5-4	6-2-2	7-3-2											36-23-17
Safeties	0	0	0	0	0	0											0
Points Scored	23	29	17	35	20	24											148
Time of Possession	30:34	33:11	27:34*	28:09	31:24	31:09*											29:24
	ATL 9/10	@ TB 9/17	PIT 9/24	@ GB 9/28	MIN 10/9	@ BAL 10/15	CAR 10/22	@ NO 10/29	GB 11/12	DET 11/19	@ PHI 11/26	SF 12/3	@ CIN 12/10	@ DET 12/16	CLE 12/24	@ MIN 12/31	

* Overtime



STATISTICS

CHICAGO BEARS 2017 INDIVIDUAL GAME-HIGHS

BEARS				OPPONENTS				
Date	Opponent	Player	No	PASSING	No	Player	Opponent	Date
9/17/17	at TB	Glennon	45	Attempts	41	Flacco	at BAL	10/15/17
9/17/17	at TB	Glennon	31	Completions	24	Flacco	at BAL	10/15/17
9/17/17	at TB	Glennon	301	Yards	321	Ryan	ATL	9/10/17
10/9/17	MIN	O'Donnell	38t	Long	88t	Ryan	ATL	9/10/17
10/15/17	at BAL	Last: Cohen, Trubisky	1	TDs	4	Rodgers	at GB	9/28/17
9/28/17	at GB	Last: Glennon	2	INTs	2	Flacco	at BAL	10/15/17
Date	Opponent	Player	No	RECEIVING	No	Player	Opponent	Date
9/17/17	at TB	Last: Cohen	8	Receptions	10	Brown	PIT	9/24/17
9/17/17	at TB	Wright	69	Yards	128	Hooper	ATL	9/10/17
10/9/17	MIN	Cunningham	38t	Long	88t	Hooper	ATL	9/10/17
10/15/17	at BAL	Last: Miller, Sims	1	TDs	2	Nelson	at GB	9/28/17
Date	Opponent	Player	No	RUSHING	No	Player	Opponent	Date
10/15/17	at BAL	Howard	36	Rushes	19	Rodgers	at TB	9/17/17
10/15/17	at BAL	Howard	167	Yards	95	McKinnon	MIN	10/9/17
10/15/17	at BAL	Howard	53	Long	58t	McKinnon	MIN	10/9/17
9/24/17	PIT	Howard	2	TDs	1	Last: McKinnon	MIN	10/9/17
Date	Opponent	Player	No	TACKLES	No	Player	Opponent	Date
9/28/17	at GB	Trevathan	13	Total Tackles	12	Judon	at BAL	10/15/17
10/9/17	MIN	Last: Amos	8	Solos	12	Judon	at BAL	10/15/17
9/28/17	at GB	Trevathan	7	Assists	3	Last: Mosley	at BAL	10/15/17
10/9/17	MIN	Last: Floyd, Hicks	2.0	Sacks	2.0	Judon	at BAL	10/15/17
10/9/17	MIN	Floyd	4	TFLs	4	Judon	at BAL	10/15/17
Date	Opponent	Player	No	INTERCEPTIONS	No	Player	Opponent	Date
10/15/17	at BAL	Amos, Callahan	1	INTs	1	Last: Smith	MIN	10/9/17
10/15/17	at BAL	Amos	90t	Long Return	47t	McClain	at TB	9/17/17
10/15/17	at BAL	Amos	1	TDs	1	McClain	at TB	9/17/17
Date	Opponent	Player	No	PUNT RETURNS	No	Player	Opponent	Date
10/9/17	MIN	Cohen	4	Returns	5	Campanaro	at BAL	10/15/17
9/10/17	ATL	Cohen	45	Yards	132	Campanaro	at BAL	10/15/17
10/15/17	at BAL	Cohen	21	Long	77t	Campanaro	at BAL	10/15/17
				TDs	1	Campanaro	at BAL	10/15/17
Date	Opponent	Player	No	KICKOFF RETURNS	No	Player	Opponent	Date
10/15/17	at BAL	Last: Cohen	3	Returns	5	Rainey	at BAL	10/15/17
9/24/17	PIT	Thompson	69	Yards	191	Rainey	at BAL	10/15/17
10/15/17	at BAL	Cohen	37	Long	96t	Rainey	at BAL	10/15/17
				TDs	1	Rainey	at BAL	10/15/17
Date	Opponent	Player	No	FIELD GOALS	No	Player	Opponent	Date
10/15/17	at BAL	Last: Barth	2	Attempts	3	Last: Tucker	at BAL	10/15/17
10/15/17	at BAL	Barth	2	Made	3	Last: Tucker	at BAL	10/15/17
9/10/17	ATL	Barth	54	Long	50	Last: Tucker	at BAL	10/15/17
Date	Opponent	Player	No	PUNTS	No	Player	Opponent	Date
10/15/17	at BAL	O'Donnell	9	Punts	7	Koch	at BAL	10/15/17
10/15/17	at BAL	O'Donnell	420	Yards	385	Koch	at BAL	10/15/17
9/17/17	at TB	O'Donnell	56.0	Average	59.3	Bosher	ATL	9/10/17
9/10/17	ATL	O'Donnell	69	Long	67	Koch	at BAL	10/15/17
10/15/17	at BAL	Last: O'Donnell	3	In-20	3	Berry	PIT	9/24/17
10/9/17	MIN	O'Donnell	2	Touchbacks	1	Berry	PIT	9/24/17



STATISTICS

CHICAGO BEARS 2017 SEASON LEADERS

PASSING		PLAYER	NO.	PLAYER	NO.
Attempts	Glennon	140		Trubisky	41
Completions	Glennon	93		Trubisky	20
Yards	Glennon	833		Trubisky	241
TDs	Glennon	4		Trubisky	2
RECEIVING		PLAYER	NO.	PLAYER	NO.
Receptions	Cohen	26		Wright	20
Yards	Wright	236		Miller	207
TDs	Miller	2		Six tied with	1
RUSHING		PLAYER	NO.	PLAYER	NO.
Rushes	Howard	118		Cohen	50
Yards	Howard	495		Cohen	226
TDs	Howard	4			
DEFENSE		PLAYER	NO.	PLAYER	NO.
Total Tackles	Trevathan	35		Fuller, Jones	29
Solos	Fuller	26		Trevathan	24
Assists	Jones	15		Trevathan	11
Sacks	Hicks	5		Floyd, McPhee	3
Sack Yards	Hicks	33		Floyd	21
TFLs	Floyd	6		Hicks	6
FFs	Three players tied with	1			
FRs	Four players tied with	1			
PBUs	Fuller	7		Three tied with	3
INTs	Amos, Callahan	1			
TDs	Amos	1			
Safties	Floyd	1			
Special Teams Tackles	Cunningham	6		Acho	3
PUNT RETURNS		PLAYER	NO.	PLAYER	NO.
Returns	Cohen	14		Jackson	2
Yards	Cohen	124		Jackson	6
TDs					
KICKOFF RETURNS		PLAYER	NO.	PLAYER	NO.
Returns	Thompson	11		Cohen, Cunningham	4
Yards	Thompson	229		Cunningham	86
TDs					
FIELD GOALS		PLAYER	NO.	PLAYER	NO.
Attempts	Barth	6			
Made	Barth	4			
PUNTS		PLAYER	NO.	PLAYER	NO.
Punts	O'Donnell	33			
Yards	O'Donnell	1,553			
Average	O'Donnell	47.1			
In-20	O'Donnell	13			
Touchbacks	O'Donnell	4			



STATISTICS

CHICAGO BEARS 2017 WEEK-BY-WEEK LEADERS

DATE	OPPONENT	Scoring	Rushing Yards	Receptions	Receiving Yards	Tackles
9/10	vs ATL	Cohen, Howard - 6	Cohen - 66	Cohen - 8	Cohen - 47	Freeman - 10
9/17	@ TB	Thompson - 6	Cohen - 13	Cohen - 8	Wright - 69	Jackson - 8
9/24	vs PIT	Howard - 12	Howard - 140	Howard - 5	Howard - 26	Trevathan - 10
9/28	@ GB	Howard, Wright - 6	Howard - 53	Thompson - 5	Wright - 51	Trevathan - 13
10/9	vs MIN	Cunningham, Miller - 6	Howard - 76	Wright - 4	Wright - 46	Jones - 9
10/15	@ BAL	Barth - 9	Howard - 167	Sims, Wright, Miller - 2	Sims - 42	Amos - 8
10/22	vs CAR					
10/29	@ NO					
11/12	vs GB					
11/19	vs DET					
11/26	@ PHI					
12/3	vs SF					
12/10	@ CIN					
12/16	@ DET					
12/24	vs CLE					
12/31	@ MIN					
Most Times Led or Tied for Lead		Howard - 3	Howard - 4	Cohen, Wright - 2	Wright - 3	Trevathan - 2

CHICAGO BEARS 2017 QUARTER-BY-QUARTER SCORING

DATE	OPPONENT	BEARS								OPPONENTS								Point
		1	2	1H	3	4	2H	OT	TOT	1	2	1H	3	4	2H	OT	TOT	Differential
9/10	vs ATL	0	10	10	0	7	7	-	17	3	7	10	3	10	13	-	23	-6
9/17	@ TB	0	0	0	0	7	7	-	7	10	16	26	0	3	3	-	29	-22
9/24	vs PIT	7	10	17	0	0	0	6	23	0	7	7	7	3	10	0	17	+6
9/28	@ GB	0	7	7	0	7	7	-	14	14	7	21	7	7	14	-	35	-21
10/9	vs MIN	2	0	2	7	8	15	-	17	0	3	3	14	3	17	-	20	-3
10/15	@ BAL	0	10	10	7	7	14	3	27	0	3	3	7	14	21	0	24	+3
10/22	vs CAR																	
10/29	@ NO																	
11/12	vs GB																	
11/19	vs DET																	
11/26	@ PHI																	
12/3	vs SF																	
12/10	@ CIN																	
12/16	@ DET																	
12/24	vs CLE																	
12/31	@ MIN																	
Regular Season Totals		9	37	46	14	36	50	9	105	27	43	70	38	40	78	0	148	-43



STATISTICS

CHICAGO BEARS 2017 RED ZONE EFFICIENCY

BEARS RED ZONE STATS																		
DATE	OPPONENT	Drives In		Scoring		TDs	TD %	FGs	Missed FGs	Blocked FG	Turnovers	Downs	Time	Avg. Points	GOAL - TO - GO			
		Red Zone	Scores	%	FGs										Drives	TDs	TD %	FGs
9/10	vs ATL	3	2	66.7%	2	66.7%	0	0	0	0	1	0	4.7	2	1	50.0%	0	
9/17	@ TB	3	1	33.3%	1	33.3%	0	0	0	0	2	0	2.3	0	0	0.0%	0	
9/24	vs PIT	4	4	100.0%	3	75.0%	1	0	0	0	0	0	6.0	3	2	66.7%	1	
9/28	@ GB	2	2	100.0%	2	100.0%	0	0	0	0	0	0	7.0	1	1	100.0%	0	
10/9	vs MIN	0	0	0.0%	0	0.0%	0	0	0	0	0	0	0.0	0	0	0.0%	0	
10/15	@ BAL	1	1	100.0%	0	0.0%	1	0	0	0	0	0	3.0	0	0	0.0%	0	
10/22	vs CAR																	
10/29	@ NO																	
11/12	vs GB																	
11/19	vs DET																	
11/26	@ PHI																	
12/3	vs SF																	
12/10	@ CIN																	
12/16	@ DET																	
12/24	vs CLE																	
12/31	@ MIN																	
Totals		13	10	76.9%	8	61.5%	2	0	0	0	3	0	4.8	6	4	66.7%	1	

OPPONENT RED ZONE STATS																		
DATE	OPPONENT	Drives In		Scoring		TDs	TD %	FGs	Missed FGs	Blocked FG	Turnovers	Downs	Time	Avg. Points	GOAL - TO - GO			
		Red Zone	Scores	%	FGs										Drives	TDs	TD %	FGs
9/10	vs ATL	3	3	100.0%	1	33.3%	2	0	0	0	0	0	4.3	2	1	50.0%	1	
9/17	@ TB	5	4	80.0%	2	40.0%	2	0	0	1	0	0	4.0	2	1	50.0%	1	
9/24	vs PIT	4	3	75.0%	2	50.0%	1	0	1	0	0	0	4.2	2	2	100.0%	0	
9/28	@ GB	5	5	100.0%	5	100.0%	0	0	0	0	0	0	7.0	4	4	100.0%	0	
10/9	vs MIN	3	3	100.0%	1	33.3%	2	0	0	0	0	0	4.3	0	0	0.0%	0	
10/15	@ BAL	2	2	100.0%	0	0.0%	2	0	0	0	0	0	3.0	2	0	0.0%	2	
10/22	vs CAR																	
10/29	@ NO																	
11/12	vs GB																	
11/19	vs DET																	
11/26	@ PHI																	
12/3	vs SF																	
12/10	@ CIN																	
12/16	@ DET																	
12/24	vs CLE																	
12/31	@ MIN																	
Totals		22	20	90.9%	11	50.0%	9	0	1	1	0	0	4.7	12	8	66.7%	4	



STATISTICS

CHICAGO BEARS 2017 DRIVE ENGINEERING

BEARS OFFENSIVE DRIVES																		
DATE	OPPONENT	Total Drives	TDs	FGs	Miss	Block	Punt	Block	INT	Fumble	Downs	Time	Safety	Points	Scoring Efficiency	1st Half	2nd Half	
9/10	vs ATL	9	2	1	0	0	5	0	0	0	1	0	0	17	33.3%	Punt	Punt	
9/17	@ TB	9	1	0	0	0	3	0	2	1	2	0	0	7	11.1%	INT	Punt	
9/24	vs PIT	13	3	1	1	0	6	0	1	1	0	0	0	23	30.8%	Punt	Punt	
9/28	@ GB	11	2	0	1	0	3	0	2	2	0	1	0	14	18.2%	Fumble	Missed FG	
10/9	vs MIN	12	2	0	0	0	7	0	1	1	0	1	0	17	16.7%	Punt	TD	
10/15	@ BAL	16	2	2	0	0	9	0	0	2	0	1	0	27	25.0%	Punt	Punt	
10/22	vs CAR																	
10/29	@ NO																	
11/12	vs GB																	
11/19	vs DET																	
11/26	@ PHI																	
12/3	vs SF																	
12/10	@ CIN																	
12/16	@ DET																	
12/24	vs CLE																	
12/31	@ MIN																	
Totals		70	12	4	2	0	33	0	6	7	3	3	0	105	22.9%	0	7	

Drives aborted as a result of return TD:

OPPONENT OFFENSIVE DRIVES																		
DATE	OPPONENT	Total Drives	TDs	FGs	Miss	Block	Punt	Block	INT	Fumble	Downs	Time	Safety	Points	Scoring Efficiency	1st Half	2nd Half	
9/10	vs ATL	10	2	3	0	0	3	0	0	0	0	2	0	23	50.0%	FG	Punt	
9/17	@ TB	10	2	3	0	0	3	0	0	1	0	1	0	29	50.0%	FG	Fumble	
9/24	vs PIT	11	2	1	0	1	5	0	0	1	0	1	0	17	27.3%	Punt	Punt	
9/28	@ GB	11	5	0	0	0	5	0	0	0	0	1	0	35	45.5%	TD	TD	
10/9	vs MIN	12	2	2	0	0	6	0	0	0	0	1	1	20	33.3%	Punt	TD	
10/15	@ BAL	14	1	3	0	0	7	0	2	1	0	1	0	24	28.6%	Punt	Punt	
10/22	vs CAR																	
10/29	@ NO																	
11/12	vs GB																	
11/19	vs DET																	
11/26	@ PHI																	
12/3	vs SF																	
12/10	@ CIN																	
12/16	@ DET																	
12/24	vs CLE																	
12/31	@ MIN																	
Totals		68	14	12	0	1	29	0	2	3	0	7	1	148	38.2%	13	14	

Drives aborted as a result of return TD: B.Rainey 96 yd. kickoff return; M.Campanaro 77 yd. punt return.



STATISTICS

CHICAGO BEARS 2017 TURNOVER RATIO

	TAKE-AWAYS			POINTS OFF TURNOVERS				Total
	INTs	Fumbles	Total	Scores	TDs	FGs	Conv. %	Points
BEARS	2	4	6	4	3	1	66.7%	24
OPPONENTS	6	8	14	8	5	3	57.1%	44

DATE	OPPONENT	TAKE-AWAYS			GIVE-AWAYS			Net	Result
		INTs	Fumbles	Total	INTs	Fumbles	Total	Differential	
9/10	vs ATL	0	0	0	0	0	0	0	L
9/17	@ TB	0	1	1	2	2	4	-3	L
9/24	vs PIT	0	2	2	1	1	2	0	W
9/28	@ GB	0	0	0	2	2	4	-4	L
10/9	vs MIN	0	0	0	1	1	2	-2	L
10/15	@ BAL	2	1	3	0	2	2	1	W
10/22	vs CAR								
10/29	@ NO								
11/12	vs GB								
11/19	vs DET								
11/26	@ PHI								
12/3	vs SF								
12/10	@ CIN								
12/16	@ DET								
12/24	vs CLE								
12/31	@ MIN								
Totals		2	4	6	6	8	14	-8	2-4



STATISTICS

CHICAGO BEARS 2017 SCORING DRIVES

DATE	OPPONENT	OBTAINED	SCORING PLAY	PAT	NET		DRIVE	SCORE		TIME	
					PLAYS	YARDS	TIME	CHI-OPP	QTR	LEFT	#
9/10/17	ATL	Punt	C.Barth 54 yd. FG		10	41	4:24	3-3	2	14:55	1
9/10/17	ATL	Kickoff	J.Howard 4 yd. run	C.Barth kick	7	75	4:15	10-10	2	0:14	2
9/10/17	ATL	Kickoff	T.Cohen 19 yd. pass from M.Glennon	C.Barth kick	9	75	4:29	17-20	4	7:26	3
9/17/17	at TB	Punt	D.Thompson 14 yd. pass from M.Glennon	C.Barth kick	7	62	2:07	7-29	4	1:43	4
9/24/17	PIT	Muffed Punt	J.Howard 3 yd. run	C.Barth kick	6	29	3:24	7-0	1	9:09	5
9/24/17	PIT	Kickoff	A.Shaheen 2 yd. pass from M.Glennon	C.Barth kick	9	75	4:59	14-7	2	0:43	6
9/24/17	PIT	Fumble	C.Barth 24 yd. FG		1	-4	0:00	17-7	2	0:00	7
9/24/17	PIT	Kickoff	J.Howard 19 yd. run	C.Barth kick	4	74	1:33	23-17	OT	8:27	8
9/28/17	at GB	Punt	K.Wright 5 yd. pass from M.Glennon	C.Barth kick	7	72	1:33	7-21	2	0:08	9
9/28/17	at GB	Kickoff	J.Howard 3 yd. run	C.Barth kick	15	75	8:53	14-35	4	6:01	10
10/9/17	MIN	Kickoff	B.Cunningham 38 yd. pass from P.O'Donnell	C.Barth kick	7	75	2:53	9-10	3	5:23	11
10/9/17	MIN	Kickoff	Z.Miller 20 yd. pass from M.Trubisky	M.Trubisky run	11	79	6:07	17-17	4	12:24	12
10/15/17	at BAL	FG	C.Barth 24 yd. FG		10	60	4:19	3-0	2	10:54	13
10/15/17	at BAL	INT	Z.Miller 21 yd. pass from T.Cohen	C.Barth kick	2	20	0:43	10-0	2	2:53	14
10/15/17	at BAL	Kickoff	D.Sims 27 yd. pass from M.Trubisky	C.Barth kick	7	66	3:41	17-3	3	6:01	15
10/15/17	at BAL	Punt	C.Barth 40 yd. FG		8	71	5:40	27-24	OT	0:00	16
											17
											18
											19
											20
											21
											22
											23
											24
											25
											26
											27
											28
											29
											30
											31
											32
											33
											34
											35
											36
											37
											38
											39
											40
											41
											42
											43
											44
											45
											46
											47
											48
											49
											50
											51
											52
											53
											54
											55
											56
											57
											58
											59
											60
TOTALS					120	945					



STATISTICS

OPPONENTS 2017 SCORING DRIVES

DATE	OPPONENT	OBTAINED	SCORING PLAY	PAT	PLAYS	NET YARDS	DRIVE TIME	SCORE		TIME LEFT	#
								CHI-OPP	QTR		
9/10/17	ATL	Kickoff	M.Bryant 48 yd. FG		11	62	7:04	0-3	1	7:56	1
9/10/17	ATL	Punt	D.Freeman 5 yd. run	M.Bryant kick	11	83	6:59	3-10	2	4:29	2
9/10/17	ATL	Punt	M.Bryant 28 yd. FG		13	76	6:29	10-13	3	2:10	3
9/10/17	ATL	Punt	A.Hooper 88 yd. pass from M.Ryan	M.Bryant kick	3	95	0:59	10-20	4	11:55	4
9/10/17	ATL	Kickoff	M.Bryant 37 yd. FG		9	56	4:02	17-23	4	3:24	5
9/17/17	at TB	Kickoff	N.Folk 42 yd. FG		13	51	6:02	0-3	1	8:58	6
9/17/17	at TB	Fumble	M.Evans 13 yd. pass from J.Winston	N.Folk kick	1	13	0:05	0-10	1	0:10	7
9/17/17	at TB	Fumble	J.Rodgers 1 yd. run	N.Folk kick	9	35	3:56	0-17	2	7:30	8
9/17/17	at TB	Punt	N.Folk 50 yd. FG		8	48	1:04	0-26	2	0:00	9
9/17/17	at TB	Punt	N.Folk 23 yd. FG		16	87	8:36	0-29	4	12:26	10
9/24/17	PIT	Punt	A.Brown 7 yd. pass from B.Roethlisberger	C.Boswell kick	13	77	7:11	7-7	2	5:42	11
9/24/17	PIT	Fumble	L.Bell 1 yd. run	C.Boswell kick	6	16	2:42	17-14	3	6:43	12
9/24/17	PIT	INT	C.Boswell 32 yd. FG		4	7	0:54	17-17	4	8:03	13
9/28/17	at GB	Kickoff	D.Adams 5 yd. pass from A.Rodgers	M.Crosby kick	10	75	5:11	0-7	1	9:49	14
9/28/17	at GB	Fumble	R.Cobb 2 yd. Pass from A.Rodgers	M.Crosby kick	3	3	0:45	0-14	1	8:56	15
9/28/17	at GB	INT	A.Jones 2 yd. run	M.Crosby kick	2	60	0:45	0-21	2	4:48	16
9/28/17	at GB	Missed FG	J.Nelson 4 yd. pass from A.Rodgers	M.Crosby kick	13	63	7:43	7-28	3	4:09	17
9/28/17	at GB	INT	J.Nelson 8 yd. pass from A.Rodgers	M.Crosby kick	6	42	2:51	7-35	4	14:54	18
10/9/17	MIN	Fumble	K.Forbath 26 yd. FG		4	5	1:26	2-3	2	1:02	19
10/9/17	MIN	Kickoff	K.Rudolph 13 yd. pass from C.Keenum	K.Forbath kick	13	75	6:44	2-10	3	8:16	20
10/9/17	MIN	Kickoff	J.McKinnon 58 yd. run	K.Forbath kick	5	82	1:52	9-17	3	3:31	21
10/9/17	MIN	INT	K.Forbath 26 yd. FG		6	20	2:08	17-20	4	0:12	22
10/15/17	at BAL	Punt	J.Tucker 27 yd. FG		12	55	1:37	10-3	2	0:03	23
10/15/17	at BAL	Fumble	J.Tucker 31 yd. FG		10	26	3:58	17-13	4	11:26	24
10/15/17	at BAL	Kickoff	J.Tucker 50 yd. FG		10	44	2:12	24-16	4	2:56	25
											26
											27
											28
											29
											30
											31
											32
											33
											34
											35
											36
											37
											38
											39
											40
											41
											42
											43
											44
											45
											46
											47
											48
											49
											50
											51
											52
											53
											54
											55
											56
											57
											58
											59
											60
TOTALS					211	1256					



STATISTICS

CHICAGO BEARS 2017 BIG PASSING PLAYS

BEARS COMPLETIONS OF 20 OR MORE YARDS					OPPONENT COMPLETIONS OF 20 OR MORE YARDS							
DATE	OPPONENT	QTR	PASSER	RECEIVER	YARDS	#	YARDS	RECEIVER	PASSER	QTR	OPPONENT	DATE
10/9/17						1	88t	Hooper	Ryan	4	ATL	9/10/17
9/28/17	at GB	2	Glennon	Miller	29	2	58	Nelson	Rodgers	2	at GB	9/28/17
10/15/17	at BAL	3	Trubisky	Sims	27t	3	40	Hooper	Ryan	4	ATL	9/10/17
9/10/17	ATL	2	Glennon	Sims	22	4	26	Bennett	Rodgers	1	at GB	9/28/17
9/28/17	at GB	3	Glennon	Wright	22	5	26	Cobb	Rodgers	3	at GB	9/28/17
10/15/17	at BAL	2	Cohen	Miller	21t	6	25	Jones	Ryan	2	ATL	9/10/17
10/9/17	MIN	4	Trubisky	Miller	20t	7	25	Smith-Schuster	Roethlisberger	4	PIT	9/24/17
9/17/17	at TB	4	Glennon	Thompson	20	8	23	Brown	Roethlisberger	2	PIT	9/24/17
						9	22	Brown	Roethlisberger	2	PIT	9/24/17
						10	21	Jackson	Winston	2	at TB	9/17/17
						11	20	Coleman	Ryan	3	ATL	9/10/17
						12						
						13						
						14						
						15						
						16						
						17						
						18						
						19						
						20						
						21						
						22						
						23						
						24						
						25						
						26						
						27						
						28						
						29						
						30						
						31						
						32						
						33						
						34						
						35						
						36						
						37						
						38						
						39						
						40						
						41						
						42						
						43						
						44						
						45						
						46						
						47						
						48						
						49						
						50						
						51						
						52						
						53						
						54						
						55						
						56						
						57						
						58						
						59						
						60						



STATISTICS

CHICAGO BEARS 2017 BIG RUSHING PLAYS

BEARS RUSHES OF 10 OR MORE YARDS						OPPONENT RUSHES OF 10 OR MORE YARDS					
DATE	OPPONENT	QTR	RUSHER	YARDS	#	YARDS	RUSHER	QTR	OPPONENT	DATE	
10/15/17	at BAL	OT	Howard	53	1	58t	McKinnon	3	MIN	10/9/17	
9/10/17	ATL	2	Cohen	46	2	30	Collins	2	at BAL	10/15/17	
9/24/17	PIT	OT	Cohen	36	3	22	Keenum	4	MIN	10/9/17	
9/24/17	PIT	2	Cohen	26	4	14	Barber	3	at TB	9/17/17	
9/24/17	PIT	OT	Howard	19t	5	13	Ryan	1	ATL	9/10/17	
10/15/17	at BAL	2	Trubisky	19	6	13	Bell	4	PIT	9/24/17	
9/10/17	ATL	3	Cohen	18	7	12	Allen	2	at BAL	10/15/17	
9/24/17	PIT	OT	Howard	18	8	11	Allen	4	at BAL	10/15/17	
9/24/17	PIT	3	Howard	17	9	11	Montgomery	1	at GB	9/28/17	
9/28/17	at GB	2	Howard	16	10	11	Jones	3	at GB	9/28/17	
9/10/17	ATL	1	Cohen	15	11	11	Thielen	3	MIN	10/9/17	
9/24/17	PIT	3	Howard	15	12	10	Rodgers	3	at TB	9/17/17	
9/24/17	PIT	1	Howard	13	13						
9/24/17	PIT	2	Howard	13	14						
10/9/17	MIN	3	Trubisky	13	15						
10/9/17	MIN	3	Howard	13	16						
9/28/17	at GB	4	Cunningham	12	17						
10/15/17	at BAL	3	Howard	11	18						
10/9/17	MIN	1	Howard	11	19						
9/10/17	ATL	1	Howard	11	20						
9/24/17	PIT	1	Howard	11	21						
					22						
					23						
					24						
					25						
					26						
					27						
					28						
					29						
					30						
					31						
					32						
					33						
					34						
					35						
					36						
					37						
					38						
					39						
					40						
					41						
					42						
					43						
					44						
					45						
					46						
					47						
					48						
					49						
					50						
					51						
					52						
					53						
					54						
					55						
					56						
					57						
					58						
					59						
					60						



STATISTICS

CHICAGO BEARS 2017 BIG RETURN PLAYS

BEARS INTERCEPTION RETURNS OF 20 OR MORE YARDS						OPPONENT INTERCEPTION RETURNS OF 20 OR MORE YARDS						
DATE	OPPONENT	QTR	PASSER	RETURNER	YARDS	#	YARDS	RETURNER	PASSER	QTR	OPPONENT	DATE
10/15/17	at BAL	4	Flacco	Amos	90t	1	47t	McClain	Glennon	2	at TB	9/17/17
10/15/17	at BAL	2	Flacco	Callahan	52	2	22	Alexander	Glennon	1	at TB	9/17/17
						3						
						4						
						5						
						6						
						7						
						8						
						9						
						10						
BEARS FUMBLE RETURNS OF 20 OR MORE YARDS						OPPONENT FUMBLE RETURNS OF 20 OR MORE YARDS						
DATE	OPPONENT	QTR	FUMBLED BY	RETURNER	YARDS	#	YARDS	RETURNER	FUMBLED BY	QTR	OPPONENT	DATE
9/17/17	at TB	3	Sims III	Floyd	21	1						
						2						
						3						
						4						
						5						
BEARS PUNT RETURNS OF 20 OR MORE YARDS						OPPONENT PUNT RETURNS OF 20 OR MORE YARDS						
DATE	OPPONENT	QTR	RETURNER	YARDS	#	YARDS	RETURNER	QTR	OPPONENT	DATE		
10/15/17	at BAL	3		Cohen	21	1	77t	Campanaro	4	at BAL	10/15/17	
						2	21	Sherels	2	MIN	10/9/17	
						3						
						4						
						5						
						6						
						7						
						8						
						9						
						10						
BEARS KICKOFF RETURNS OF 30 OR MORE YARDS						OPPONENT KICKOFF RETURNS OF 30 OR MORE YARDS						
DATE	OPPONENT	QTR	RETURNER	YARDS	#	YARDS	RETURNER	QTR	OPPONENT	DATE		
10/15/17	at BAL	4		Cohen	37	1	96t	Rainey	3	at BAL	10/15/17	
						2						
						3						
						4						
						5						
						6						
						7						
						8						
						9						
						10						



STATISTICS

2017 REPLAY CHALLENGES

R.A. = (Booth) Replay Assistant

#	Date	Opponent	Quarter	Time on Clock	Line of Scrimmage	Original Play	Challenge by	Challenge Result	Play Result
1	9/10/17	ATL	4	0:56	ATL 42	M.Glennon pass incomplete to D.Thompson	R.A.	Upheld	
2	9/10/17	ATL	4	0:39	ATL 28	M.Glennon pass incomplete to T.Cohen	R.A.	Upheld	
3	9/17/17	at TB	2	4:21	CHI 41	R.McClain 47 yd. INT return TD	R.A.	Upheld	
4	9/17/17	at TB	3	8:26	CHI 18	C.Sims III fumbles, recovered by L.Floyd	R.A.	Upheld	
5	9/24/17	PIT	2	0:06	CHI 18	M.Cooper fumbles OB in EZ, touchback	R.A.	Reversed	Penalty on PIT J.Berry, Illegal Bat enforced at PIT 1
6	9/24/17	PIT	3	9:34	CHI 25	J.Howard fumbles, recovered by R.Shazier	R.A.	Upheld	
7	9/24/17	PIT	OT	9:14	CHI 27	T.Cohen ran OB at PIT 37 for 36 yds.	R.A.	Upheld	
8	9/28/17	at GB	1	1:01	GB 11	J.Vogel punts 47 yds. To CHI 42, downed by J.Janis	GB	Upheld	
9	9/28/17	at GB	3	9:52	CHI 40	A.Rodgers pass to M.Bennett for 8 yds.	CHI	Reversed	A.Rodgers pass to M.Bennett for 7 yds.
10	10/9/17	MIN	3	5:45	MIN 38	M.Trubisky pass to M.Wheaton for 13 yds.	MIN	Reversed	M.Trubisky pass incomplete
11	10/15/17	at BAL	3	6:06	Kickoff	B.Rainey 96 yard return TD	R.A.	Upheld	
12	10/15/17	at BAL	4	5:29	CHI 30	A.Amos 90 yd. INT return TD	R.A.	Upheld	
13									
14									
15									
16									
17									
18									
19									
20									
21									
22									
23									
24									
25									

Bears All-time Challenges

Year	Challenges	Reversed	Pct.
2017			100.0%
2016	6	2	33.3%
2015	4	1	25.0%
2014	2	1	50.0%
2013	5	3	60.0%
2012	4	1	25.0%
2011	6	4	66.7%
2010	6	1	16.7%
2009	10	2	20.0%
2008	10	4	40.0%
2007	6	3	50.0%
2006	9	3	33.3%
2005	8	1	12.5%
2004	10	4	40.0%
2003	6	2	33.3%
2002	5	3	60.0%
2001	4	1	25.0%
2000	5	2	40.0%
1999	5	2	40.0%
TOTAL	112	41	36.6%

Opponent All-time Challenges

Year	Challenges	Reversed	Pct.
2017	2	1	50.0%
2016	4	1	25.0%
2015	8	5	62.5%
2014	7	2	28.6%
2013	4	2	50.0%
2012	4	3	75.0%
2011	11	6	54.5%
2010	11	2	18.2%
2009	6	2	33.3%
2008	13	8	61.5%
2007	9	4	44.4%
2006	6	3	50.0%
2005	9	2	25.0%
2004	6	3	50.0%
2003	6	0	0.0%
2002	10	8	80.0%
2001	3	1	33.3%
2000	8	1	12.5%
1999	4	0	0.0%
TOTAL	130	54	41.5%

Replay Assistant All-time Challenges

Year	Challenges	Upheld in Bears favor	Reversed in Bears favor
2017	9	2	1
2016	4	0	1
2015	15	3	4
2014	19	4	3
2013	16	7	0
2012	23	7	5
2011	7	2	0
2010	7	4	0
2009	1	0	0
2008	9	2	2
2007	9	2	2
2006	7	3	3
2005	1	1	0
2004	1	0	0
2003	4	2	1
2002	8	3	0
2001	7	4	1
2000	7	2	1
1999	3	2	0
TOTAL	162	50	24



STATISTICS

CHICAGO BEARS 2017 WEEK-BY-WEEK NFL RANKINGS

OFFENSE								
Week	Total Yds per GM	Rush Yds per GM	Pass Yds per GM	1st DNs per GM	Points per GM	PCT had INT	Sacks per PA	3rd DN EFF
1	301.0	125.0	176.0	20.0	17.0	0.0%	0.10	38.5%
2	305.5	72.5	233.0	19.5	12.0	2.4%	0.06	44.4%
3	305.0	121.7	183.3	19.0	15.7	2.8%	0.07	41.0%
4	306.3	117.5	188.8	19.3	15.3	3.6%	0.06	41.2%
5	299.8	117.0	182.8	18.6	15.6	3.5%	0.05	38.1%
6	306.8	136.0	170.8	18.5	17.5	3.3%	0.07	36.3%
7	26	3	28	22t	28t	25	15	25
8								
9								
10								
11								
12								
13								
14								
15								
16								
17								

SPECIAL TEAMS				
RETURNS				
Week	Punt Ret. Avg.	KR Avg.	Gross Punt Avg.	Net Punt Avg.
1	15.0	23.3	48.8	40.0
2	4	8	7	19
3	9.2	22.8	48.5	41.6
4	7.8	23.4	48.6	42.6
5	7.3	20.8	47.2	39.6
6	8.1	20.8	47.1	37.5
7	16	18	9	30
8				
9				
10				
11				
12				
13				
14				
15				
16				
17				

DEFENSE								
Week	Total Yds per GM	Rush Yds per GM	Pass Yds per GM	1st DNs per GM	Points per GM	PCT had INT	Sacks per PA	3rd DN EFF
1	312.0	84.0	308.0	18.0	23.0	0.0%	0.08	45.5%
2	341.5	90.5	251.0	20.0	26.0	0.0%	0.07	50.0%
3	321.7	83.7	238.0	19.7	23.0	0.0%	0.07	45.9%
4	306.3	85.5	220.8	19.0	26.0	0.0%	0.07	47.1%
5	305.0	100.2	204.8	18.6	24.8	0.0%	0.08	45.5%
6	302.7	104.3	198.3	18.2	24.7	1.0%	0.08	39.3%
7	6	15	8	8	25	29	12	17
8								
9								
10								
11								
12								
13								
14								
15								
16								
17								

COVERAGE				
Week	Punt Ret. Avg.	KR Avg.	Gross Punt Avg.	Net Punt Avg.
1	12.0	11.0	50.3	44.5
2	13.7	11.0	54.0	44.8
3	9.3	17.5	47.9	41.1
4	8.7	17.5	47.8	42.7
5	10.2	21.5	46.5	41.6
6	15.6	30.8	48.6	43.4
7	32	32	30	28
8				
9				
10				
11				
12				
13				
14				
15				
16				
17				



CHICAGO BEARS GAME RELEASE

STATISTICS

CHICAGO BEARS 2017 RECORD WHEN ...

SITUATIONS	2008	2009	2010	2011	2012	2013	2014	2015	2016	2017
REGULAR SEASON	9 - 7	7 - 9	11 - 5	8 - 8	10 - 6	8 - 8	5 - 11	6 - 10	3 - 13	2 - 4
POST-SEASON			1 - 1							
HOME	6 - 2	5 - 3	5 - 3	5 - 3	5 - 3	5 - 3	2 - 6	1 - 7	3 - 5	1 - 2
ROAD	3 - 5	2 - 6	6 - 2	3 - 5	5 - 3	3 - 5	3 - 5	5 - 3	0 - 8	1 - 2
vs. NFC Central/North	4 - 2	3 - 3	5 - 1	3 - 3	3 - 3	2 - 4	1 - 5	1 - 5	2 - 4	0 - 2
HOME	3 - 0	2 - 1	3 - 0	2 - 1	2 - 1	1 - 2	1 - 2	0 - 3	2 - 1	0 - 1
ROAD	1 - 2	1 - 2	2 - 1	1 - 2	1 - 2	1 - 2	0 - 3	1 - 2	0 - 3	0 - 1
vs. NFC	7 - 5	5 - 7	8 - 4	7 - 5	7 - 5	4 - 8	4 - 8	3 - 9	3 - 9	0 - 4
HOME	5 - 1	3 - 3	4 - 2	4 - 2	4 - 2	3 - 3	2 - 4	0 - 7	3 - 3	0 - 2
ROAD	2 - 4	2 - 4	4 - 2	3 - 3	3 - 3	1 - 5	2 - 4	3 - 2	0 - 6	0 - 2
vs. AFC	2 - 2	2 - 2	3 - 1	1 - 3	3 - 1	4 - 0	1 - 3	3 - 1	0 - 4	2 - 0
HOME	1 - 1	2 - 0	1 - 1	1 - 1	1 - 1	2 - 0	0 - 2	1 - 1	0 - 2	1 - 0
ROAD	1 - 1	0 - 2	2 - 0	0 - 2	2 - 0	2 - 0	1 - 1	2 - 0	0 - 2	1 - 0
OUTDOORS	7 - 5	6 - 7	8 - 5	7 - 6	8 - 5	8 - 5	4 - 10	5 - 9	3 - 8	2 - 4
DOMES	2 - 2	1 - 2	3 - 0	1 - 2	2 - 1	0 - 3	1 - 1	1 - 1	0 - 5	0 - 0
NATURAL GRASS	6 - 5	5 - 4	7 - 3	6 - 5	8 - 4	7 - 5	3 - 7	4 - 7	3 - 8	2 - 3
ARTIFICIAL SURFACE	3 - 2	2 - 5	4 - 2	2 - 3	2 - 2	1 - 3	2 - 4	2 - 3	0 - 7	0 - 1
Positive Turnover Margin	4 - 1	6 - 1	7 - 0	4 - 2	9 - 3	5 - 0	4 - 2	2 - 2	1 - 2	1 - 0
Negative Turnover Margin	2 - 2	0 - 6	3 - 2	1 - 4	1 - 3	2 - 4	1 - 9	3 - 5	1 - 10	0 - 3
Equal Turnover Margin	3 - 4	1 - 2	1 - 3	3 - 2	0 - 0	1 - 4	0 - 0	1 - 3	1 - 1	1 - 1
SCORE FIRST	6 - 5	4 - 1	6 - 3	5 - 3	7 - 2	3 - 3	1 - 3	1 - 3	2 - 6	2 - 1
OPP. SCORES FIRST	3 - 2	3 - 8	5 - 2	3 - 5	3 - 4	5 - 5	4 - 8	5 - 7	1 - 7	0 - 3
ALLOW 0-17 POINTS	5 - 0	3 - 1	6 - 3	4 - 2	5 - 2	0 - 0	3 - 1	3 - 1	3 - 1	1 - 0
ALLOW 18+ POINTS	4 - 7	4 - 8	5 - 2	4 - 6	5 - 4	8 - 8	2 - 10	3 - 9	0 - 12	1 - 4
SCORE 0-17 POINTS	0 - 4	2 - 7	1 - 4	1 - 6	1 - 6	0 - 1	0 - 7	1 - 2	1 - 9	0 - 3
SCORE 18+ POINTS	9 - 3	5 - 2	10 - 1	7 - 2	9 - 0	8 - 7	5 - 4	5 - 8	2 - 4	2 - 1
3-POINT GAMES OR LESS	2 - 3	1 - 0	2 - 2	0 - 1	2 - 0	3 - 2	0 - 1	3 - 4	1 - 3	1 - 1
7-POINT GAMES OR LESS	5 - 5	3 - 5	6 - 3	4 - 2	2 - 3	5 - 2	0 - 4	4 - 6	0 - 3	2 - 2
IN OVERTIME	2 - 1	1 - 0	0 - 0	0 - 1	0 - 1	1 - 1	0 - 1	0 - 2	0 - 0	1 - 0
WIN COIN TOSS	4 - 5	5 - 1	6 - 5	4 - 5	5 - 4	4 - 4	3 - 5	2 - 5	2 - 5	2 - 3
LOSE COIN TOSS	5 - 2	2 - 8	5 - 0	4 - 3	5 - 2	4 - 4	2 - 6	4 - 5	1 - 8	0 - 1
LEAD AFTER 1st QTR	6 - 4	3 - 0	6 - 0	6 - 1	8 - 1	2 - 3	1 - 2	1 - 0	2 - 4	1 - 1
TRAIL AFTER 1st QTR	0 - 3	3 - 5	3 - 2	1 - 3	0 - 3	3 - 3	3 - 5	4 - 9	1 - 7	0 - 3
TIED AFTER 1st QTR	3 - 0	1 - 4	2 - 3	1 - 4	2 - 2	3 - 2	1 - 4	1 - 1	0 - 2	1 - 0
LEAD @ HALFTIME	7 - 1	4 - 0	6 - 2	8 - 2	8 - 0	5 - 0	3 - 1	4 - 1	3 - 3	2 - 0
TRAIL @ HALFTIME	2 - 5	1 - 9	4 - 3	0 - 5	1 - 6	2 - 7	2 - 8	2 - 7	0 - 9	0 - 3
TIED @ HALFTIME	0 - 1	2 - 0	1 - 0	0 - 1	1 - 0	1 - 1	0 - 2	0 - 2	0 - 1	0 - 1
LEAD AFTER 3rd QTR	7 - 2	6 - 3	8 - 0	7 - 1	9 - 1	4 - 2	4 - 2	2 - 1	3 - 2	2 - 0
TRAIL AFTER 3rd QTR	2 - 5	1 - 6	3 - 4	1 - 7	1 - 5	3 - 6	1 - 8	4 - 7	0 - 11	0 - 4
TIED AFTER 3rd QTR	0 - 0	0 - 0	0 - 1	0 - 0	0 - 0	1 - 0	0 - 1	0 - 2	0 - 0	0 - 0
TOTAL NET YARDS										
0-200	0 - 0	0 - 1	0 - 2	0 - 1	0 - 3	0 - 0	0 - 0	0 - 1	0 - 1	0 - 0
201-300	4 - 5	3 - 5	5 - 1	2 - 4	5 - 1	1 - 1	3 - 5	1 - 1	0 - 4	0 - 1
301-400	4 - 1	3 - 2	5 - 2	6 - 1	3 - 1	3 - 3	0 - 4	4 - 6	1 - 4	2 - 3
401 +	1 - 1	1 - 1	1 - 0	0 - 2	2 - 1	4 - 4	2 - 2	1 - 2	2 - 4	0 - 0
TOTAL RUSHING YARDS										
0-74	3 - 1	1 - 5	1 - 4	0 - 2	0 - 0	0 - 2	2 - 6	0 - 0	0 - 4	0 - 1
75-99	3 - 3	1 - 2	1 - 0	3 - 1	2 - 2	1 - 2	1 - 2	2 - 6	0 - 5	0 - 0
100-124	0 - 2	2 - 1	6 - 1	2 - 2	3 - 3	3 - 1	1 - 0	2 - 2	1 - 1	0 - 2
125-149	0 - 0	1 - 1	2 - 0	0 - 0	1 - 1	2 - 3	1 - 1	0 - 0	1 - 2	0 - 1
150 +	3 - 1	2 - 0	1 - 0	3 - 3	4 - 0	2 - 0	0 - 2	2 - 2	1 - 1	2 - 0
100-YARD RUSHER	3 - 0	2 - 0	3 - 0	3 - 3	3 - 0	3 - 2	1 - 2	0 - 1	3 - 4	2 - 0
NET PASSING YARDS										
0-149	3 - 2	1 - 2	1 - 3	3 - 3	2 - 4	0 - 0	1 - 0	0 - 1	0 - 2	2 - 0
150-199	3 - 2	2 - 2	5 - 0	0 - 1	3 - 0	1 - 1	2 - 4	2 - 4	1 - 2	0 - 2
200-249	1 - 2	1 - 1	3 - 1	2 - 3	2 - 1	2 - 2	0 - 1	2 - 2	1 - 3	0 - 1
250-299	1 - 1	3 - 2	1 - 1	3 - 1	1 - 0	4 - 1	0 - 4	1 - 2	1 - 1	0 - 1
300 +	1 - 0	0 - 2	1 - 0	0 - 0	2 - 1	1 - 4	2 - 2	1 - 1	0 - 5	0 - 0
300-YARD PASSER	1 - 0	0 - 3	1 - 0	1 - 1	1 - 0	1 - 4	2 - 2	1 - 2	1 - 6	0 - 1
100-YARD RECEIVER	0 - 1	1 - 2	2 - 1	0 - 2	5 - 3	4 - 6	3 - 4	2 - 4	1 - 6	0 - 0



STATISTICS

UPDATED SERIES RECORDS

Includes Postseason

NFC EAST	W	L	T	PCT.	PF	PA	LG W STRK	LONG L STRK	CURRENT STRK
Dallas	11	15	0	0.423	493	561	3	6	L2
N.Y. Giants	33	23	2	0.589	1011	854	5	4	L1
Philadelphia	30	13	1	0.698	926	658	11	5	L2
Washington	23	26	1	0.469	1070	934	6	7	L7
Div. Totals	97	77	4	0.557	3500	3007			

NFC NORTH	W	L	T	PCT.	PF	PA	LG W STRK	LONG L STRK	CURRENT STRK
Chicago	--	--	--	--	--	--	--	--	--
Detroit	97	72	5	0.574	3375	3105	11	6	L1
Green Bay	94	95	6	0.497	3345	3370	8	10	L3
Minnesota	52	59	2	0.468	2206	2379	6	8	L2
Div. Totals	243	226	13	0.518	8926	8854			

NFC WEST	W	L	T	PCT.	PF	PA	LG W STRK	LONG L STRK	CURRENT STRK
Arizona	58	28	6	0.674	1718	1175	9	4	L1
Los Angeles	53	36	3	0.594	2139	1847	8	5	W1
San Francisco	30	33	1	0.476	1293	1466	3	6	W1
Seattle	6	11	0	0.353	352	381	2	4	L3
Div. Totals	147	108	10	0.576	5502	4869			

NFC SOUTH	W	L	T	PCT.	PF	PA	LG W STRK	LONG L STRK	CURRENT STRK
Atlanta	14	13	0	0.519	515	470	5	5	L1
Carolina	5	4	0	0.556	200	191	3	2	L1
New Orleans	15	14	0	0.517	603	559	4	3	L3
Tampa Bay	38	20	0	0.655	1231	952	12	6	L2
Div. Totals	72	51	0	0.585	2549	2172			

NFC TOTALS	559	462	29	0.547	20477	18902			
-------------------	------------	------------	-----------	--------------	--------------	--------------	--	--	--

AFC EAST	W	L	T	PCT.	PF	PA	LG W STRK	LONG L STRK	CURRENT STRK
Buffalo	7	5	0	0.583	240	185	2	2	L1
Miami	4	8	0	0.333	208	304	2	4	L1
New England	4	9	0	0.308	219	298	3	4	L4
N.Y. Jets	8	3	0	0.727	221	168	4	2	W4
Div. Totals	23	25	0	0.479	888	955			

AFC NORTH	W	L	T	PCT.	PF	PA	LG W STRK	LONG L STRK	CURRENT STRK
Baltimore	4	2	0	0.667	97	101	2	1	W2
Cincinnati	4	6	0	0.400	181	188	2	2	W1
Cleveland	6	9	0	0.400	277	379	2	3	W2
Pittsburgh	22	7	1	0.759	610	407	10	3	W3
Div. Totals	36	24	1	0.600	1165	1075			

AFC WEST	W	L	T	PCT.	PF	PA	LG W STRK	LONG L STRK	CURRENT STRK
Denver	7	8	0	0.467	291	0	3	2	L2
Kansas City	7	5	0	0.583	185	224	3	1	W1
Oakland	7	7	0	0.500	256	249	3	3	W1
San Diego	7	5	0	0.353	204	232	3	3	W2
Div. Totals	28	25	0	0.528	936	705			

AFC SOUTH	W	L	T	PCT.	PF	PA	LG W STRK	LONG L STRK	CURRENT STRK
Houston	0	4	0	0.000	49	91	0	5	L5
Indianapolis	19	24	0	0.442	889	927	6	7	L1
Jacksonville	4	3	0	0.571	169	116	1	1	L1
Tennessee	6	6	0	0.500	259	272	3	2	L1
Div. Totals	29	37	0	0.439	1366	1406			

AFC TOTALS	116	111	1	0.511	4355	4141			
-------------------	------------	------------	----------	--------------	-------------	-------------	--	--	--



93 SAM ACHO

Ht: 6-3 **Wt:** 260
Age: 29 **College:** Texas
Bears Season: 3 **NFL Season:** 7
Acquired: Unrestricted free agent in 2015 (ARI)

LINEBACKER

PRO CAREER: Appeared in 88 games with 48 starts over seven seasons with the Chicago Bears (2011-14) and the Chicago Bears (2015-17), producing 223 tackles, 14 sacks, 22 TFLs, 3 interceptions, 10 pass breakups, 9 forced fumbles and 3 fumble recoveries (2 defensive and one of his own teammate's on special teams) ... added 29 tackles on special teams ... in one postseason contest with the Cardinals, registered 7 tackles, including a strip-sack that was recovered by Arizona's defense ... 7 sacks in 2011 were the second most by a Cardinals rookie in franchise history, trailing Simeon Rice's 12.5 in 1996 ... became the first Cardinals rookie to have a sack in three-straight games since Rice in 1996.

2017 SEASON: Appeared in six games (three starts), recording 11 tackles and 13 STTs.

2017 CHICAGO BEARS

Date	W/L	Opponent	Tkls-S	Sk-YL	INT-Yds	PD	FF	FR	TFL
9/10	L	ATL	3-1	0-0	0-0	0	0	0	0
9/17*	L	at TB	3-2	0-0	0-0	0	0	0	0
9/24*	W	PIT	0-0	0-0	0-0	0	0	0	0
9/28	L	at GB	0-0	0-0	0-0	0	0	0	0
10/9	L	MIN	2-2	0-0	0-0	0	0	0	0
10/15*	W	at BAL	3-3	0-0	0-0	0	0	0	0
10/22		CAR							
10/29		at NO							
11/12		GB							
11/19		DET							
11/26		at PHI							
12/3		SF							
12/10		at CIN							
12/16		at DET							
12/24		CLE							
12/31		at MIN							
Totals	2-1		11-8	0-0	0-0	0	0	0	0

*Denotes Game Started

SAM ACHO'S NFL STATISTICS

REGULAR SEASON

Year	Team	GP	GS	Tackles					Interceptions					Fumbles			Misc.	
				Tot	S	A	Sk	Yds	No	Yds	Lg	TD	PD	FF	FR	Yds	TFL	STT
2011	Arizona	16	10	36	30	6	7.0	50.0	0	0	-	0	2	4	1	1	5.0	7
2012	Arizona	16	16	45	32	13	4.0	18.0	2	2	2	0	3	2	0	0	6.0	3
2013	Arizona	3	2	3	3	0	1.0	9.0	0	0	-	0	0	1	1	0	1.0	2
2014	Arizona	16	4	28	21	7	1.0	15.0	1	3	3	0	3	0	0	0	4.0	3
2015	Chicago	15	7	60	31	29	0.0	0.0	0	0	-	0	1	1	1	0	3.0	8
2016	Chicago	16	6	40	23	17	1.0	3.0	0	0	-	0	1	1	0	0	3.0	3
2017	Chicago	6	3	11	9	2	0.0	0.0	0	0	-	0	0	0	0	0	0.0	1
Bears totals		37	16	111	63	48	1.0	3.0	0	0	-	0	2	2	1	0	6.0	12
NFL totals		88	48	223	149	74	14.0	95.0	3	5	3	0	10	9	3	1	22.0	27

SEASON / CAREER / PLAYOFF HIGHS

	2017	Career	Playoff
Tackles	3, three times	8, twice	7, at CAR (1/3/15)
Solos	3, at BAL (10/15)	5, twice	2, at CAR (1/3/15)
Sacks	None	2, at STL (11/27/11)	1, at CAR (1/3/15)
Tackles for Loss	None	2, twice	None



38 ADRIAN AMOS

Ht: 6-0

Wt: 214

Age: 24

College: Penn State

Bears Season: 3

NFL Season: 3

Acquired: 5th round of the 2015 draft (142nd overall)

SAFETY

PRO CAREER: Appeared in 37 games with 33 starts over three seasons with the Chicago Bears (2015-17), producing 192 tackles, 1.0 sack, 6 TFLs, 10 pass breakups, 1 forced fumble, 1 fumble recovery and 1 interception (returned for a touchdown) ... added 4 tackles on special teams ... named to Mel Kiper and the PFWA's all-Rookie teams following a 2015 season in which he started all 16 games, collecting a team-high 108 tackles, including 1 sack, 3 TFLs and 4 PBUs ... became the first Bears rookie to lead the team in defensive tackles (based on coaches review) since Brian Urlacher (2000).

HONORS AND AWARDS: 2015: All-Rookie (PFWA & Mel Kiper); Brian Piccolo Award.

2017 SEASON: Appeared in six games (3 starts), recording 24 tackles, 2 pass breakups and 1 interception... Recorded his first career interception and returned it 90 yards for a touchdown at BAL (10/15).

2017 CHICAGO BEARS

Date	W/L	Opponent	Tkls-S	Sk-YL	INT-Yds	PD	FF	FR	TFL
9/10	L	ATL	0-0	0-0	0-0	0	0	0	0
9/17	L	at TB	0-0	0-0	0-0	0	0	0	0
9/24	W	PIT	0-0	0-0	0-0	0	0	0	0
9/28*	L	at GB	8-7	0-0	0-0	0	0	0	0
10/9*	L	MIN	8-8	0-0	0-0	0	0	0	0
10/15*	W	at BAL	8-6	0-0	1-90	2	0	0	1
10/22		CAR							
10/29		at NO							
11/12		GB							
11/19		DET							
11/26		at PHI							
12/3		SF							
12/10		at CIN							
12/16		at DET							
12/24		CLE							
12/31		at MIN							
Totals	1-2		24-21	0-0	1-90	2	0	0	1

*Denotes Game Started

ADRIAN AMOS' NFL STATISTICS

REGULAR SEASON

Year	Team	GP	GS	Tackles					Interceptions					Fumbles			Misc.	
				Tot	S	A	Sk	Yds	No	Yds	Lg	TD	PD	FF	FR	Yds	TFL	STT
2015	Chicago	16	16	108	78	30	1.0	7.0	0	0	-	0	4	0	0	0	3.0	1
2016	Chicago	15	14	60	50	10	0.0	0.0	0	0	-	0	4	1	1	21	2.0	3
2017	Chicago	6	3	24	21	3	0.0	0.0	1	90	90t	1	2	0	0	0	1.0	0
NFL totals		37	33	192	149	43	1.0	7.0	1	90	90t	1	10	1	1	21	6.0	4

SEASON / CAREER / PLAYOFF HIGHS

	2017	Career	Playoff
Tackles	8, three times	11, twice	None
Solos	8, vs. MIN (10/9)	9, vs. WAS (12/13/15)	None
Tackles For Loss	1, at BAL (10/15)	1, six times	None
Interceptions	1, at BAL (10/15)	Same	None
Sacks	None	1, vs. DEN (11/22/15)	None



20 PRINCE AMUKAMARA

Ht: 6-0**Wt:** 202**Age:** 28**College:** Nebraska**Bears Season:** 1**NFL Season:** 7**Acquired:** Unrestricted free agent in 2017 (JAX)

DEFENSIVE BACK

PRO CAREER: Appeared in 73 contests with 59 starts over seven seasons for the New York Giants (2011-15), Jacksonville Jaguars (2016) and Chicago Bears (2017) ... compiled 319 tackles, 7 interceptions, 51 pass breakups, 3 forced fumbles, 2 fumble recoveries and 7 TFLs ... won a Super Bowl as a rookie for the New York Giants in 2011.

2017 SEASON: Appeared in four games (two starts), recording 9 tackles and 2 pass defenses. Inactive for Games 1 and 2.

PREVIOUS SEASONS: 2016: Appeared in 14 games with 12 starts for the Jacksonville Jaguars, recording 49 tackles, 6 pass breakups and 1 TFL. **2015:** Played in 11 games with 10 starts and totaled 63 tackles (55 solo), 9 passes defended, 1 interception, 1 forced fumble and 1 fumble recovery ... missed five games due to a pectoral injury. **2014:** Started each of the season's first eight games ... recorded 46 tackles and a career-high 3 interceptions which tied for 2nd on the team. Suffered a torn right bicep on 11/3 vs. Indianapolis and was put on injured reserve. **2013:** Started every game for the first time in his career ... finished 4th on the team with 83 tackles and was second with 14 passes defended. **2012:** Played in 13 games with 11 starts at RCB ... finished the season with 59 tackles, 1 interception and 6 passes defended. **2011:** Played in the final seven regular season games and all four postseason contests as a rookie for the Super Bowl winning New York Giants, recording 14 tackles, 1 interception, 2 pass breakups and 1 fumble recovery ... season was shortened because of a fractured foot suffered in training camp.

2017 CHICAGO BEARS

Date	W/L	Opponent	Tkls-S	Sk-YL	INT-Yds	PD	FF	FR	TFL
9/10	L	ATL							
9/17	L	at TB							
9/24	W	PIT	3-2	0-0	0-0	2	0	0	0
9/28	L	at GB	0-0	0-0	0-0	0	0	0	0
10/9*	L	MIN	4-4	0-0	0-0	0	0	0	0
10/15*	W	at BAL	2-2	0-0	0-0	0	0	0	0
10/22		CAR							
10/29		at NO							
11/12		GB							
11/19		DET							
11/26		at PHI							
12/3		SF							
12/10		at CIN							
12/16		at DET							
12/24		CLE							
12/31		at MIN							
Totals	1-1		9-8	0-0	0-0	2	0	0	0

*Denotes Game Started



PRINCE AMUKAMARA'S NFL STATISTICS

REGULAR SEASON

Year	Team	GP	GS	Tackles					Interceptions					Fumbles			Misc.	
				Tot	S	A	Sk	Yds	No	Yds	Lg	TD	PD	FF	FR	Yds	TFL	STT
2011	N.Y. Giants	7	0	14	12	2	0.0	0.0	1	0	0	0	3	0	1	0	0.0	0
2012	N.Y. Giants	13	11	59	45	14	0.0	0.0	1	0	0	0	6	0	0	0	1.0	0
2013	N.Y. Giants	16	16	83	72	11	0.0	0.0	1	-4	-4	0	14	2	0	0	4.0	0
2014	N.Y. Giants	8	8	46	37	9	0.0	0.0	3	66	38	0	11	0	0	0	0.0	0
2015	N.Y. Giants	11	10	63	55	8	0.0	0.0	1	6	6	0	9	1	1	0	1.0	0
2016	Jacksonville	14	12	49	46	3	0.0	0.0	0	0	-	0	5	0	0	0	1.0	0
2017	Chicago	4	2	9	8	1	0.0	0.0	0	0	-	0	2	0	0	0	0.0	0
NFL totals		73	59	319	279	40	0.0	0.0	7	68	38	0	51	3	2	0	7.0	0

POSTSEASON

Year	Team	GP	GS	Tackles					Interceptions					Fumbles			Misc.	
				Tot	S	A	Sk	Yds	No	Yds	Lg	TD	PD	FF	FR	Yds	TFL	STT
2011	N.Y. Giants	4	0	3	2	1	0.0	0.0	0	0	-	0	0	0	0	0	0.0	0

SEASON / CAREER / PLAYOFF HIGHS

	2017	Career	Playoff
Tackles	4, vs. MIN (10/9)	10, twice	2, vs. ATL (1/8/12)
Solos	4, vs. MIN (10/9)	10, vs. DEN (9/15/13)	1, twice
Tackles For Loss	None	1, seven times	None
Sacks	None	None	None
Interceptions	None	1, 7 times	None



58 JONATHAN ANDERSON

Ht: 6-1 Wt: 235
Age: 26 College: TCU
Bears Season: 3 NFL Season: 3
Acquired: Undrafted free agent in 2015

LINEBACKER

PRO CAREER: In his third season, appeared in 24 contests with 3 starts for the Bears (2015-17) ... compiled 47 tackles, 1 interception, 5 pass breakups and 2 TFLs ... tallied 8 STTs ... in 2015, and teammate Harold Jones-Quartey became the first pair of undrafted rookies to record interceptions in the same season in Bears history.

2017 SEASON: Has played in five games for the Bears this season, making four tackles, three coming against Minnesota.

PREVIOUS SEASONS: 2016: Appeared in 8 games (Games 1-3, 11-14 & 16), recording 3 tackles and 5 special teams tackles ... spent Weeks 4-12 on the practice squad. **2015:** Finished his rookie campaign recording 40 tackles, 1 interception, 5 pass breakups and 2 TFLs ... 40 tackles ranked 2nd among Bears rookies and 5 pass breakups led the Bears LB corps ... he and Harold Jones-Quartey became the first pair of undrafted rookies to record interceptions in the same season in Bears history.

2017 CHICAGO BEARS

Date	W/L	Opponent	Tkls-S	Sk-YL	INT-Yds	PD	FF	FR	TFL
9/10	L	ATL	PRACTICE SQUAD						
9/17	L	at TB	1-1	0-0	0-0	0	0	0	0
9/24	W	PIT	0-0	0-0	0-0	0	0	0	0
9/28	L	at GB	0-0	0-0	0-0	0	0	0	0
10/9	L	MIN	3-2	0-0	0-0	0	0	0	0
10/15	W	at BAL	0-0	0-0	0-0	0	0	0	0
10/22		CAR							
10/29		at NO							
11/12		GB							
11/19		DET							
11/26		at PHI							
12/3		SF							
12/10		at CIN							
12/16		at DET							
12/24		CLE							
12/31		at MIN							
Totals			4-3	0-0	0-0	0	0	0	0

*Denotes Game Started

JONATHAN ANDERSON'S CAREER STATISTICS

REGULAR SEASON

Year	Team	GP	GS	Tackles				Interceptions				Fumbles			Misc.			
				Tot	S	A	Sk	Yds	No	Yds	Lg	TD	PD	FF	FR	Yds	TFL	STT
2015	Chicago	11	3	40	31	9	0.0	0.0	1	0	-	0	5	0	0	0	2.0	3
2016	Chicago	8	0	3	1	2	0.0	0.0	0	0	-	0	0	0	0	0	0.0	5
2017	Chicago	5	0	4	3	1	0.0	0.0	0	0	-	0	0	0	0	0	0.0	0
NFL totals		24	3	47	35	12	0.0	0.0	1	0	-	0	5	0	0	0	2.0	8

SEASON / CAREER / PLAYOFF HIGHS

	2017	Career	Playoff
Tackles	3, vs. MIN (10/9)	13, at SD (10/19/15)	None
Solos	2, vs. MIN (10/9)	11, at SD (10/9/15)	None
Tackles For Loss	None	1, twice	None
Sacks	None	None	None



4 CONNOR BARTH

Ht: 5-11

Age: 31

Bears Season: 2

Acquired: Waived FA in 2016 (NO)

Wt: 190

College: North Carolina

NFL Season: 10

KICKER

PRO CAREER: Enters his 10th NFL season, appearing in 105 games with the Chiefs (2008), Buccaneers (2009-12, 2015), Broncos (2014) and Bears (2016-17) ... made 161 of 193 career field goals and 216 of 218 extra points ... saw action in one postseason contest with Denver in 2014, converting 2 of 2 field goals.

2017 SEASON: 4-6 on field goals (long of 54) and 11-11 on PATs... Connected on 40-yard game-winning field goal in overtime at BAL (10/15).

PREVIOUS SEASONS: **2016:** Appeared in 16 games for the Bears ... made 18 of 23 field goals (78.3%) ... made 30 of 31 PATs and totaled 85 points ... made a long field goal of 54. **2015:** Appeared in 12 games for the Buccaneers ... made 23 of 28 field goals (82.1%) ... made 25 of 26 PATs ... made a long of 53. **2014:** Appeared in 5 games for the Broncos ... made 15 of 16 field goals (93.8%) ... made 15 of 15 PATs ... made a long of 50. **2012:** Appeared in 15 games for the Buccaneers ... made 28 of 33 field goals (84.8%) ... made 39 of 39 PATs ... made a career long of 57. **2011:** Appeared in 16 games for the Buccaneers ... made 26 of 28 field goals (92.9%) ... Made 23 of 23 PATs ... made a long of 55. **2010:** Appeared in 16 games for the Buccaneers ... made 23 of 28 field goals (82.1%) ... made 36 of 36 PATs ... made a long of 53. **2009:** Appeared in 9 games for the Buccaneers ... made 14 of 19 field goals (73.7%) ... made 12 of 12 PATs ... made a long of 54. **2008:** Appeared in 10 games for the Chiefs ... made 10 of 12 field goals (83.3%) ... Made 24 of 24 PATs ... made a long of 45.

2017 CHICAGO BEARS

Date	W/L	Opp.	PAT	FG	PTS	FGs (Missed)
9/10	L	ATL	2-2	1-1	5	54
9/17	L	at TB	1-1	0-0	1	
9/24	W	PIT	2-2	1-2	5	24, (47)
9/28	L	at GB	2-2	0-1	2	(47)
10/9	L	MIN	1-1	0-0	1	
10/15	W	at BAL	3-3	2-2	9	24, 40
10/22		CAR				
10/29		at NO				
11/12		GB				
11/19		DET				
11/26		at PHI				
12/3		SF				
12/10		at CIN				
12/16		at DET				
12/24		CLE				
12/31		at MIN				
Totals			11-11	4-6	23	



CONNOR BARTH'S NFL STATISTICS

REGULAR SEASON

Year	Team	GP	FG-FGA	Pct	Lg	Blk	XP-XPA	Pct	Blk	Points
2008	Kansas City	10	10-12	83.3	45	0	24-24	100.0	0	54
2009	Tampa Bay	9	14-19	73.7	54	0	12-12	100.0	0	54
2010	Tampa Bay	16	23-28	82.1	53	0	36-36	100.0	0	105
2011	Tampa Bay	16	26-28	92.9	55	0	23-23	100.0	0	101
2012	Tampa Bay	15	28-33	84.8	57	0	39-39	100.0	0	123
2014	Denver	5	15-16	93.8	50	0	15-15	100.0	0	60
2015	Tampa Bay	12	23-28	82.1	53	0	25-26	96.2	0	94
2016	Chicago	16	18-23	78.3	54	1	31-32	96.9	0	85
2017	Chicago	6	4-6	50.0	54	0	11-11	100.0	0	23
NFL Totals		105	161-193	83.4	57	1	216-218	99.1	0	699

ADDITIONAL STATS: Special Teams Tackles -- 15; 2005 (2), 2006 (2), 2007 (1), 2008 (2), 2009 (3), 2010 (3), 2013 (1); 2015 (1). **Punting -- 3 for 86 yards;** 2005 (1 for 28 yards), 2007 (2 for 58 yards).


Year	Team	1-19	Pct	20-29	Pct	30-39	Pct	40-49	Pct	50+	Pct
2008	Kansas City	0-0	-	6-6	100.0	3-4	75.0	1-1	100.0	0-1	0.0
2009	Tampa Bay	0-0	-	2-2	100.0	4-6	66.7	5-7	71.4	3-4	75.0
2010	Tampa Bay	0-0	-	6-6	100.0	10-10	100.0	6-10	60.0	1-2	50.0
2011	Tampa Bay	0-0	-	5-5	100.0	6-6	100.0	13-14	92.9	2-3	66.7
2012	Tampa Bay	0-0	-	7-7	100.0	3-4	75.0	12-13	92.3	6-9	66.7
2014	Denver	2-2	100.0	4-4	100.0	5-5	100.0	3-4	75.0	1-1	100.0
2015	Tampa Bay	0-0	-	9-9	100.0	8-8	100.0	3-6	50.0	3-5	60.0
2016	Chicago	0-0	-	7-8	87.5	7-8	87.5	3-4	75.0	1-3	33.3
2017	Chicago	0-0	-	2-2	-	0-0	-	1-3	-	1-1	100.0
NFL Totals		2-2	100.0	48-49	98.0	46-51	90.2	47-62	75.8	18-29	62.1

POSTSEASON

Year	Team	GP	FG-FGA	Pct	Lg	Blk	XP-XPA	Pct	Blk	Points	
2014	Denver	1	2-2	100.0	45	0	1-1	100.0	0	7	
Postseason		1	2-2	100.0	45	0	1-1	100.0	0	7	
Year	Team	1-19	Pct	20-29	Pct	30-39	Pct	40-49	Pct	50+	Pct
2014	Denver	0-0	-	0-0	-	0-0	-	2-2	100.0	0-0	-
Postseason		0-0	-	0-0	-	0-0	-	2-2	100.0	0-0	-

SEASON / CAREER / PLAYOFF HIGHS

	2017	Career	Playoff
FG Attempts	2, twice	5, four times	2, vs. IND (1/11/15)
Made FGs	2, at BAL (10/15)	5, two times	2, vs. IND (1/11/15)
Longest FG	54, vs. ATL (9/10)	57, vs. WAS (9/30/12)	45, vs. IND (1/11/15)
PAT Attempts	3, at BAL (10/15)	6, twice	1, vs. IND (1/11/15)
Made PATs	3, at BAL (10/15)	6, twice	1, vs. IND (1/11/15)
Points	9, at BAL (10/15)	17, at KC (11/30/14)	7, vs. IND (1/11/15)



15 JOSHUA BELLAMY

Ht: 6-0

Wt: 211

Age: 28

College: Louisville

Bears Season: 4

NFL Season: 4

Acquired: Waived free agent in 2014 (NO)

WIDE RECEIVER

PRO CAREER: Appeared in 50 games (7 starts) in five seasons with Kansas City (2012), Washington (2013) and Chicago (2014-17), hauling in 48 receptions for 620 yards (12.9 avg) and 3 touchdowns ... coming off a career-high 282 receiving yards in 2016 ... has 6 kickoff returns for 128 yards (21.3 avg), 16 STTs and 1 opponent fumble recovery on a muffed punt.

2017 SEASON: Appeared in six games (two starts), catching 10 passes for 114 yards (11.4 avg)... Adds 1 STT.

HONORS AND AWARDS: 2016: Brian Piccolo Award.

2017 CHICAGO BEARS

Date	W/L	Opp.	Rec	Yds	Avg	Long	TD
9/10	L	ATL	3	27	9.0	14	0
9/17*	L	at TB	4	51	12.8	17	0
9/24	W	PIT	0	0	0.0	-	0
9/28*	L	at GB	3	36	12.0	15	0
10/9	L	MIN	0	0	0.0	-	0
10/15	W	at BAL	0	0	0.0	-	0
10/22		CAR					
10/29		at NO					
11/12		GB					
11/19		DET					
11/26		at PHI					
12/3		SF					
12/10		at CIN					
12/16		at DET					
12/24		CLE					
12/31		at MIN					
Totals	0-2		10	114	11.4	17	0

*Denotes Game Started

JOSHUA BELLAMY'S NFL STATISTICS


REGULAR SEASON

Year	Team	GP-GS	Rec	Yds	Avg	Lg	TD	Rush	Yds	Avg	Lg	TD	STT
2012	Kansas City	3-0	0	0	-	-	0	0	0	-	-	0	0
2013	Washington	5-0	0	0	-	-	0	0	0	-	-	0	0
2014	Chicago	4-0	0	0	-	-	0	0	0	-	-	0	0
2015	Chicago	16-3	19	224	11.8	48t	2	0	0	-	-	0	10
2016	Chicago	16-2	19	282	14.8	31	1	4	37	9.3	22	0	5
2017	Chicago	6-2	10	114	11.4	14	0	0	0	0.0	-	0	1
Bears totals		42-7	48	620	12.9	48t	3	4	37	9.3	22	0	16
NFL totals		50-7	48	620	12.9	48t	3	4	37	9.3	22	0	16

ADDITIONAL STATS: Kickoff Returns-- 6 for 113; 2012 KC (5 for 101); 2015 CHI (1 for 12).

SEASON / CAREER / PLAYOFF HIGHS

	2017	Career	Playoff
Receptions.....	4, at TB (9/17)	6, at KC (10/11/15)	None
Receiving Yards.....	51, at TB (9/17)	Same	None
Longest Reception.....	17, at TB (9/17)	48t, vs. ARI (9/20/15)	None
Receiving TDs.....	None	1, three times	None



85 DANIEL BROWN

Ht: 6-5**Age:** 24**Bears Season:** 2**Acquired:** Waived FA gent in 2016 (BAL)**Wt:** 243**College:** James Madison**NFL Season:** 3

TIGHT END

PRO CAREER: Owns 22 receptions for 188 yards (8.5 avg) and 1 touchdown in 18 games (4 starts) over two NFL seasons with the Baltimore Ravens (2015) and Chicago Bears (2016) ... coming off of career-highs in receptions (16) and yards (124).

2017 SEASON: Appeared in four games as a reserve, inactive for Game 3.

PREVIOUS SEASONS: 2016: Appeared in 8 games with 3 starts after being claimed off waivers by the Ravens ... caught 16 passes for 124 yards (7.8 avg) and 1 touchdown with the Bears ... caught the game's opening touchdown against the Tennessee Titans (11/27). **2015:** Recorded 64 yards on 6 receptions (10.7 avg.) for the league's No. 8 passing attack (266.9 ypg) ... established career highs in receptions (5) and receiving yards (47), including a 31-yard career long, in his first-career start vs. Seattle (12/13) ... secured his first-career reception for 17 yards on a fourth-quarter scoring drive at Miami (12/6) ... caught a 52-yard TD reception on Baltimore's second possession that was nullified by a disputed offensive pass interference call ... made NFL debut at Cleveland (11/30).

2017 CHICAGO BEARS

Date	W/L	Opp.	Rec	Yds	Avg	Long	TD	
9/10	L	ATL	0	0	0.0	-	0	
9/17	L	at TB	0	0	0.0	-	0	
9/24	W	PIT	INACTIVE					
9/28	L	at GB	INACTIVE					
10/9	L	MIN	0	0	0.0	-	0	
10/15	W	at BAL	0	0	0.0	-	0	
10/22		CAR						
10/29		at NO						
11/12		GB						
11/19		DET						
11/26		at PHI						
12/3		SF						
12/10		at CIN						
12/16		at DET						
12/24		CLE						
12/31		at MIN						

Totals 0-0 0 0 0.0 0 0

*Denotes Game Started


DANIEL BROWN'S NFL STATISTICS

REGULAR SEASON

Year	Team	GP-GS	Rec	Yds	Avg	Lg	TD
2015	Baltimore	6-1	6	64	10.7	31	0
2016	Chicago	8-3	16	124	7.8	12	1
2017	Chicago	4-0	0	0	0.0	0	0
NFL Totals		18-4	22	188	8.5	31	1

SEASON / CAREER / PLAYOFF HIGHS

	2017	Career	Playoff
Receptions.....	None	Same	None
Receiving Yards.....	None	47, at SEA (12/13/15)	None
Longest Reception.....	None	31, at SEA (12/13/15)	None
Receiving TDs.....	None	Same	None



90 JONATHAN BULLARD

Ht: 6-3**Wt:** 290**Age:** 24**College:** Florida**Bears Season:** 2**NFL Season:** 2**Acquired:** 2nd round of the 2014 draft (51st overall)

DEFENSIVE LINE

PRO CAREER: Appeared in 20 games (1 start) for the Bears over two seasons (2015-16) ... totaled 28 tackles, 1 sack, 1 pass defense and 3 TFLs ... made NFL debut against Houston (9/11/16) and made first career sack at Indianapolis (10/9/16).

2017 SEASON: Appeared in six games as a reserve, recording 4 tackles and one pass defense.

2016 SEASON: Totaled 24 tackles, 1 sack, 3 TFLs ... one of three Bears rookies to record a sack.

2017 CHICAGO BEARS

Date	W/L	Opponent	Tkls-S	Sk-YL	INT-Yds	PD	FF	FR	TFL
9/10	L	ATL	0-0	0-0	0-0	0	0	0	0
9/17	L	at TB	1-1	0-0	0-0	0	0	0	0
9/24	W	PIT	2-2	0-0	0-0	0	0	0	0
9/28	L	at GB	0-0	0-0	0-0	1	0	0	0
10/9	L	MIN	1-1	0-0	0-0	0	0	0	0
10/15	W	at BAL	0-0	0-0	0-0	0	0	0	0
10/22		CAR							
10/29		at NO							
11/12		GB							
11/19		DET							
11/26		at PHI							
12/3		SF							
12/10		at CIN							
12/16		at DET							
12/24		CLE							
12/31		at MIN							
Totals	0-0		4-4	0-0	0-0	1	0	0	0

*Denotes Game Started

JONATHAN BULLARD'S CAREER STATISTICS

REGULAR SEASON

Year	Team	GP	GS	Tackles				Interceptions				Fumbles			Misc.				
				Tot	S	A	Sk	Yds	No	Yds	Lg	TD	PD	FF	FR	Yds	TFL	STT	
2016	Chicago	14	1	24	18	6	1.0	3	0	0	-	0	0	0	0	0	0	3.0	0
2017	Chicago	6	0	4	4	0	0.0	0	0	0	-	0	1	0	0	0	0	0.0	0
NFL totals		20	1	28	22	6	1.0	3	0	0	-	0	1	0	0	0	0	3.0	0

SEASON / CAREER / PLAYOFF HIGHS

	2017	Career	Playoff
Tackles	3, vs. PIT (9/24)	3, three times	None
Solos	3, vs. PIT (9/24)	3, three times	None
Tackles For Loss	None	1, three times	None
Sacks	None	1, at IND (10/9/16)	None



46 MICHAEL BURTON

Ht: 6-0 **Wt:** 247
Age: 25 **College:** Rutgers
Bears Season: 1 **NFL Season:** 3
Acquired: Waived free agent in 2017 (DET)

RUNNING BACK

PRO CAREER: Appeared in 37 games with 8 starts over three seasons with the Detroit Lions (2015-16) and Chicago Bears (2017), recording 5 carries for 9 yards (1.8 avg) and 7 receptions for 47 yards (6.7 avg) and one touchdown ... adds 4 career special teams tackles.

2017 SEASON: Appeared in six games (one start) carrying the ball one time for 7 yards (7.0 avg) and catching one pass for 8 yards (8.0 avg).

PREVIOUS SEASONS: 2016: Appeared in 15 games (Games 1-15) for the Detroit Lions, recording 1 special team tackle. **2015:** Played in all 16 games as a rookie, including 7 starts ... carried the ball 4 times for 2 yards (0.5 avg) and caught 6 passes for 39 yards (6.5 avg) and 1 TD ... also added 3 special teams tackles.

2017 CHICAGO BEARS

Date	W/L	Opp.	Rush	Yards	Avg.	Lg	TD	Rec.	Yards	Avg.	Lg	TD
9/10	L	ATL	1	7	7.0	7	0	0	0	0.0	-	0
9/17*	L	at TB	0	0	0.0	-	0	0	0	0.0	-	0
9/24	W	PIT	0	0	0.0	-	0	0	0	0.0	-	0
9/28	L	at GB	0	0	0.0	-	0	0	0	0.0	-	0
10/9	L	MIN	0	0	0.0	-	0	0	0	0.0	-	0
10/15	W	at BAL	0	0	0.0	-	0	1	8	8.0	8	0
10/22		CAR										
10/29		at NO										
11/12		GB										
11/19		DET										
11/26		at PHI										
12/3		SF										
12/10		at CIN										
12/16		at DET										
12/24		CLE										
12/31		at MIN										
Totals	0-1		1	7	7.0	7	0	1	8	8.0	8	0

*Denotes Game Started


MICHAEL BURTON'S NFL STATISTICS

REGULAR SEASON

Year	Team	GP-GS	Rush	Yds	Avg	Lg	TD	Rec	Yds	Avg	Lg	TD	STT
2015	Detroit	16-7	4	2	0.5	2	0	6	39	6.5	12	1	3
2016	Detroit	15-0	0	0	0.0	-	0	0	0	0.0	-	0	1
2017	Chicago	6-1	1	7	7.0	7	0	1	8	8.0	8	0	0
NFL totals		37-8	5	9	1.8	7	0	7	47	6.7	12	1	4

SEASON / CAREER / PLAYOFF HIGHS

	2017	Career	Playoff
Rushes.....	1, vs. ATL (9/10)	1, three times	None
Rushing Yards.....	7, vs. ATL (9/10)	Same	None
Longest Run.....	7, vs. ATL (9/10)	Same	None
Receptions.....	1, at BAL (10/15)	2, at NO (12/21/15)	None
Receiving Yards.....	8, at BAL (10/15)	12, at STL (12/13/15)	None
Longest Reception.....	8, at BAL (10/15)	12, at STL (12/13/15)	None
Receiving TDs.....	None	1, at NO (12/21/15)	None



26 DEON BUSH

Ht: 6-0 **Wt:** 200
Age: 24 **College:** Miami (Fla.)
Bears Season: 2 **NFL Season:** 2
Acquired: 4th round of the 2016 draft (124th overall)

DEFENSIVE BACK

PRO CAREER: Begins second NFL season, appearing in 15 games with 6 starts for the Chicago Bears (2016-17) ... owns 22 tackles, 1 pass breakup and 2 STTs.

2017 SEASON: Appeared in four games as a reserve, recording 1 STT. Inactive games 2 and 3.

2016 SEASON: Played in 11 games (Games 3, 6-15), starting 6 (Games 10-15), recording 22 tackles and 1 pass breakup and 1 STT.

2017 CHICAGO BEARS

Date	W/L	Opponent	Tkls-S	Sk-YL	INT-Yds	PD	FF	FR	TFL
9/10	L	ATL	0-0	0-0	0-0	0	0	0	0
9/17	L	at TB			INACTIVE				
9/24	W	PIT			INACTIVE				
9/28	L	at GB	0-0	0-0	0-0	0	0	0	0
10/9	L	MIN	0-0	0-0	0-0	0	0	0	0
10/15	W	at BAL	0-0	0-0	0-0	0	0	0	0
10/22		CAR							
10/29		at NO							
11/12		GB							
11/19		DET							
11/26		at PHI							
12/3		SF							
12/10		at CIN							
12/16		at DET							
12/24		CLE							
12/31		at MIN							
Totals	0-0		0-0	0-0	0-0	0	0	0	0

DEON BUSH'S CAREER STATISTICS

REGULAR SEASON

Year	Team	Tackles								Interceptions				Fumbles			Misc.	
		GP	GS	Tot	S	A	Sk	Yds	No	Yds	Lg	TD	PD	FF	FR	Yds	TFL	STT
2016	Chicago	11	6	22	17	5	0.0	0.0	0	0	-	0	1	0	0	0	0.0	1
2017	Chicago	4	0	0	0	0	0.0	0.0	0	0	-	0	0	0	0	0	0.0	1
NFL totals		15	6	22	17	5	0.0	0.0	0	0	-	0	1	0	0	0	0.0	2

SEASON / CAREER / PLAYOFF HIGHS

	2017	Career	Playoff
Tackles	None	8, at NYG (11/20/16)	None
Solos	None	6, at NYG (11/20/16)	None
Tackles For Loss	None	None	None
Interceptions	None	None	None



37 BRYCE CALLAHAN

Ht: 5-9**Wt:** 191**Age:** 26**College:** Rice**Bears Season:** 3**NFL Season:** 3**Acquired:** Undrafted free agent in 2015

DEFENSIVE BACK

PRO CAREER: Begins third professional campaign, appearing in 26 contests with 16 starts, producing 73 tackles, 4 TFLs, 2 sacks, 1 forced fumble, 1 interception and 19 pass breakups for the Chicago Bears (2015-17) ... 7 pass breakups ranked 3rd on the Bears and 4 TFLs led the Bears secondary in 2015.

2017 SEASON: Appeared in six games (three starts), recording 14 tackles, one sack, one forced fumble, one interception and two pass defenses.

PREVIOUS SEASONS: 2016: Played in 11 games (Games 1-2, 4-7, 10-13 & 15) starting 10, producing 36 tackles and 9 pass breakups. **2015:** Started 3-of-9 games, collecting 23 tackles, 4 TFLs, 1 sack and 7 pass breakups ... 7 pass breakups ranked 3rd on the Bears and 4 TFLs led the Bears secondary ... inactive Games 13-15 due to a quad injury.

2017 CHICAGO BEARS

Date	W/L	Opponent	Tkls-S	Sk-YL	INT-Yds	PD	FF	FR	TFL
9/10*	L	ATL	2-1	0-0	0-0	0	0	0	0
9/17	L	at TB	0-0	0-0	0-0	1	0	0	0
9/24	W	PIT	4-3	1-12	0-0	0	1	0	0
9/28*	L	at GB	1-0	0-0	0-0	0	0	0	0
10/9*	L	MIN	3-3	0-0	0-0	1	0	0	0
10/15	W	at BAL	4-3	0-0	1-52	1	0	0	0
10/22		CAR							
10/29		at NO							
11/12		GB							
11/19		DET							
11/26		at PHI							
12/3		SF							
12/10		at CIN							
12/16		at DET							
12/24		CLE							
12/31		at MIN							
Totals	0-2		14-10	1-12	1-52	3	1	0	0

*Denotes Game Started


BRYCE CALLAHAN'S CAREER STATISTICS

REGULAR SEASON

Year	Team	GP	GS	Tackles					Interceptions				Fumbles			Misc.		
				Tot	S	A	Sk	Yds	No	Yds	Lg	TD	PD	FF	FR	Yds	TFL	STT
2015	Chicago	9	3	23	18	5	1.0	0.0	0	0	-	0	7	0	0	0	4.0	0
2016	Chicago	11	10	36	29	7	0.0	0.0	0	0	-	0	9	0	0	0	0.0	1
2017	Chicago	6	3	14	10	4	1.0	12.0	1	52	52	0	3	1	0	0	0.0	0
NFL totals		26	16	73	57	16	2.0	12.0	1	52	52	0	19	1	0	0	4.0	1

SEASON / CAREER / PLAYOFF HIGHS

	2017	Career	Playoff
Tackles	4, twice	7, vs. JAX (10/16/16)	None
Solos	3, three times	6, vs. JAX (10/16/16)	None
Tackles For Loss	None	1, four times	None
Interceptions	1, at BAL (10/15)	Same	None



29 TARIK COHEN

Ht: 5-6
Age: 22

Wt: 179
College: North Carolina A&T

Acquired: 4th round of the 2017 draft (119th overall)

RUNNING BACK

COLLEGE CAREER: Appeared in 46 games with 41 starts in four seasons (2013-16) for North Carolina A&T, rushing for 5,619 yards on 868 carries and 56 touchdowns (all school records)... Added 98 receptions for 945 yards and 3 touchdowns... Career performances made him the conference's first three-time Offensive Player of the Year ... 2016 NCAA FCS and Walter Camp First Team All-America ... enjoyed a record-breaking campaign, setting single-season school records in rushing (1,588) and touchdowns (19) and earned All-America status from four different outlets ... also rushed for more than 200 yards in four different games ... leaves as the Mid-Eastern Athletic Conference's all-time leading rusher with 5,619 yards and its first three-time Offensive Player of the Year (2014, 2015, 2016) ... finished his career with five three-TD performances.

2017 SEASON: Appeared in six games (one start) rushing for 226 yards on 50 carries (4.5 avg)...Adds 26 receptions for 158 yards (6.1 avg) and 1 touchdown... Threw a 21-yard passing touchdown at BAL (10/15)... Adds 14 punt returns for 124 yards (8.9 avg) and 4 kickoff returns for 81 yards (20.3 avg)... Set a franchise record for all-purpose yards in a rookie debut (158) vs. ATL (9/17)... Became shortest player since 1934 to throw an NFL touchdown pass.

2017 CHICAGO BEARS

Date	W/L	Opp.	Rush	Yards	Avg.	Lg	TD	Rec.	Yards	Avg.	Lg	TD
9/10	L	ATL	5	66	13.2	46	0	8	46	5.9	19t	1
9/17*	L	at TB	7	13	1.9	9	0	8	55	6.9	14	0
9/24	W	PIT	12	78	6.5	36	0	4	24	6.0	9	0
9/28	L	at GB	6	24	4.0	7	0	4	24	6.0	8	0
10/9	L	MIN	6	13	2.2	7	0	1	-1	-1.0	-1	0
10/15	W	at BAL	14	32	2.3	9	0	1	14	14.0	14	0
10/22		CAR										
10/29		at NO										
11/12		GB										
11/19		DET										
11/26		at PHI										
12/3		SF										
12/10		at CIN										
12/16		at DET										
12/24		CLE										
12/31		at MIN										
Totals	0-1		50	226	4.5	46	0	26	158	6.1	19t	1

*Denotes Game Started



TARIK COHEN'S NFL STATISTICS

REGULAR SEASON


Year	Team	GP-GS	Rush	Yds	Avg	Lg	TD	Rec	Yds	Avg	Lg	TD	STT
2017	Chicago	6-1	50	226	4.5	46	0	26	158	6.1	19t	1	0

Year	Team	KR	Yds	Avg	LG	TD	PR	FC	Yds	Avg	Lg	TD
2017	Chicago	4	81	20.3	37	0	14	5	124	8.9	21	0

ADDITIONAL STATS: Passing-- 1 for 1, 21 yards, 1 touchdown.

SEASON / CAREER / PLAYOFF HIGHS

	2017	Career	Playoff
Rushes.....	14, at BAL (10/15)	Same	None
Rushing Yards.....	78, vs. PIT (9/24)	Same	None
Longest Run.....	46, vs. ATL (9/10)	Same	None
Rushing TDs.....	None	None	None
Receptions.....	8, twice	Same	None
Receiving Yards.....	55, at TB (9/17)	Same	None
Longest Reception.....	19t, vs. ATL (9/10)	Same	None
Receiving TDs.....	1, vs. ATL (9/10)	Same	None



76 TOM COMPTON

Ht: 6-5

Age: 28

Bears Season: 1

Acquired: Unrestricted free agent in 2017 (ATL)

Wt: 308

College: South Dakota

NFL Season: 5

OFFENSIVE LINE

PRO CAREER: Appeared in 65 games (12 starts) in 4 seasons with the Washington Redskins (2013-15), Atlanta Falcons (2016) and Chicago Bears (2017) ... helped the Falcons to finish top 5 in the league in total yards (2nd), first downs (2nd), passing yards (3rd) and rushing yards (5th) on the way to Super Bowl LI.

2017 SEASON: Appeared in 5 games (two starts) two games at LG, did not play Game 3.

PREVIOUS SEASONS: 2016: Appeared in all 16 regular season games as well wsa 3 postseason games for the Atlanta Falcons ... helped the Falcons to finish top 5 in the league in total yards (2nd), first downs (2nd), passing yards (3rd) and rushing yards (5th) on the way to Super Bowl LI. **2015:** Appeared in 13 games with 1 start as an extra tackle for the Washington Redskins ... appeared in first career post season game. **2014:** Appeared in all 16 games with 9 starts at RT for the Washington Redskins. **2013:** Appeared in 15 games for the Washington Redskins. **2012:** Spent season on Washington Redskins practice squad.


TOM COMPTON'S NFL STATISTICS

REGULAR SEASON

GAMES PLAYED-STARTED - 65-12: 2013 WAS (15-0); 2014 WAS (16-9); 2015 WAS (13-1); 2016 ATL (16-0); 2017 CHI (5-2).

POSTSEASON

GAMES PLAYED-STARTED - 4-0: 2015 WAS (1-0); 2016 ATL (3-0).



31 MARCUS COOPER, SR.

Ht: 6-2

Wt: 192

Age: 27

College: Rutgers

Bears Season: 1

NFL Season: 5

Acquired: Unrestricted free agent in 2017 (ARI)

DEFENSIVE BACK

PRO CAREER: Owns 142 tackles, 7 interceptions, 35 pass breakups, 1 forced fumble and 1 fumble recovery in 59 career games with 28 starts with the Chiefs (2013-15), Cardinals (2016) and Bears (2017) ... owns 17 tackles and 1 TFL in the postseason.

2017 SEASON: Appeared in four games (3 starts) , recording 11 tackles and 3 pass defenses. Inactive for Game 5.

PREVIOUS SEASONS: 2016: Appeared in 15 games with 13 starts, recording 69 tackles, 4 interceptions (1 returned for a touchdown), 11 pass breakups for the Arizona Cardinals ... 11 pass breakups led the team ... intercepted and returned a Jameis Winston pass for 60 yards for his first career touchdown (vs. TB 9/18/16). **2015:** Appeared in 14 games with 13 starts for the Houston Texans, recording 61 tackles, 0.5 sacks, 1 interception, 6 pass breakups, 1 forced fumble and 1 TFL. **2014:** Appeared in 16 games with 9 starts for the New York Giants, recording 54 tackles, 4 interceptions, 7 pass breakups, 1 forced fumble and 1 TFL ... added 3 STT. **2013:** Played in all 16 games with 6 starts for the Kansas City Chiefs, recording 32 tackles, 4 interceptions and 9 pass breakups.

2017 CHICAGO BEARS

Date	W/L	Opponent	Tkls-S	Sk-VL	INT-Yds	PD	FF	FR	TFL
9/10*	L	ATL	4-4	0-0	0-0	1	0	0	0
9/17*	L	at TB	6-6	0-0	0-0	0	0	0	0
9/24*	W	PIT	1-1	0-0	0-0	2	0	0	0
9/28*	L	at GB	1-1	0-0	0-0	0	0	0	0
10/9	L	MIN	INACTIVE						
10/15	W	at BAL	0-0	0-0	0-0	0	0	0	0
10/22		CAR							
10/29		at NO							
11/12		GB							
11/19		DET							
11/26		at PHI							
12/3		SF							
12/10		at CIN							
12/16		at DET							
12/24		CLE							
12/31		at MIN							
Totals	1-3		12-12	0-0	0-0	3	0	0	0

*Denotes Game Started



MARCUS COOPER'S NFL STATISTICS

REGULAR SEASON

Year	Team	GP	GS	Tackles				Yds	No	Interceptions				Fumbles			Misc.	
				Tot	S	A	Sk			Yds	Lg	TD	PD	FF	FR	Yds	TFL	STT
2013	Kansas City	16	6	41	38	3	0.0	0.0	3	32	20	0	18	1	1	0	0.0	3
2014	Kansas City	13	4	18	18	0	0.0	0.0	0	0	0	0	3	0	0	0	0.0	3
2015	Kansas City	10	1	2	2	0	0.0	0.0	0	0	0	0	0	0	0	33	0.0	0
2016	Arizona	15	13	69	62	7	0.0	0.0	4	95	60	1	11	0	0	0	0.0	0
2017	Chicago	5	4	12	12	0	0.0	0.0	0	0	-	0	3	0	0	0	0.0	0
NFL totals		59	28	142	132	10	0.0	0.0	7	127	60	1	35	1	1	33	0.0	6

POSTSEASON

Year	Team	GP	GS	Tackles				Yds	No	Interceptions				Fumbles			Misc.		
				Tot	S	A	Sk			Yds	Lg	TD	PD	FF	FR	Yds	TFL	STT	
2013	Kansas City	1	0	2	1	1	0.0	0.0	0	0	-	0	1	0	0	0	0	0	0
Postseason		1	0	2	1	1	0.0	0.0	0	0	-	0	1	0	0	0	0	0	0

SEASON / CAREER / PLAYOFF HIGHS

	2017	Career	Playoff
Tackles	6, at TB (9/17)	9, at ATL (11/27/16)	2, at IND (1/4/14)
Solos	6, at TB (9/17)	9, at ATL (11/27/16)	1, at IND (1/4/14)
Pass Defenses	1, vs. ATL (9/10)	4, vs. OAK (10/13/13)	1, at IND (1/4/14)
Interceptions	None	2, vs. TB (9/18/16)	None



30 BENNY CUNNINGHAM

Ht: 5-10

Wt: 217

Age: 27

College: Middle Tennessee State

Bears Season: 1

NFL Season: 5

Acquired: Unrestricted free agent in 2017 (LAR)

RUNNING BACK

PRO CAREER: Appeared in 61 games with 3 starts over 5 seasons with the Rams (2013-2016) and Bears (2017), carrying the ball 176 times for 774 yards (4.4 avg) and 4 touchdowns and grabbing 96 receptions for 775 yards (8.1 avg) and 1 touchdown ... adds 96 kick returns for 2,598 yards (27.1 avg) ... also adds 14 special teams tackles ... led the Rams in all kick returning categories and finished 8th in the NFL in returns, 7th in kick return yards and 3rd in kick return average ... rushed for a career-high 109 yards against the Bears in 2013.

2017 SEASON: Appeared in five games (Inactive Game 2) as a reserve, rushing for 30 yards on 6 carries (5.0 avg), catching 5 passes for 66 yards (13.2 avg) and one touchdown... Also returned four kickoffs for 86 yards (21.5 avg)...Also logged 5 STTs.

PREVIOUS SEASONS: 2016: Appeared in 11 games (Games 1-4, 6-7 & 8-12), rushing for 101 yards on 21 attempts (4.8 avg) and caught 16 passes for 91 yards (5.7 avg) ... added 22 kick returns for 599 yards (27.2 avg) ... finished 3rd in the league in kick return average ... also added 3 special teams tackles. **2015:** Appeared in all 16 contests with 1 start (Game 1), rushing for 140 yards on 37 attempts (3.8 avg) and caught 26 passes for 250 yards (9.6 avg) ... added a 25 kick returns for 714 yards (28.6 avg) with a career-long return of 102 yards (at TB 12/15) ... also added 3 special teams tackles. **2014:** Appeared in all 16 contests with 2 starts (Game 1), rushing for 246 yards on 66 attempts (3.7 avg) and 3 touchdowns and caught 45 passes for 352 yards (7.8 avg) and 1 touchdown ... added a 35 kick returns for 963 yards (27.5 avg) ... also added 2 special teams tackles. **2013:** Appeared in 14 games as a rookie, tallying 261 rushing yards on 47 attempts (5.6 avg) and 1 touchdown while also catching 6 passes for 59 yards ... also returned 13 kickoffs for 299 yards (23.0 avg) ... added 2 special teams tackles.



2017 CHICAGO BEARS

Date	W/L	Opp.	Rush	Yards	Avg.	Lg	TD	Rec.	Yards	Avg.	Lg	TD
9/10	L	ATL	0	0	0.0	-	0	0	0	0.0	-	0
9/17	L	at TB										
9/24	W	PIT	0	0	0.0	-	0	3	23	7.7	11	0
9/28	L	at GB	5	26	5.2	12	0	0	0	0.0	-	0
10/9	L	MIN	1	4	4.0	4	0	2	43	21.5	38t	1
10/15	W	at BAL	0	0	0.0	-	0	0	0	0.0	-	0
10/22		CAR										
10/29		at NO										
11/12		GB										
11/19		DET										
11/26		at PHI										
12/3		SF										
12/10		at CIN										
12/16		at DET										
12/24		CLE										
12/31		at MIN										
Totals	0-0		6	30	5.0	12	0	5	66	13.2	38t	1

*Denotes Game Started

BENNY CUNNINGHAM'S NFL STATISTICS

REGULAR SEASON

Year	Team	GP-GS	Rush	Yds	Avg	Lg	TD	Rec	Yds	Avg	Lg	TD	STT
2013	St. Louis	14-0	47	261	5.6	56	1	6	59	9.8	18	0	2
2014	St. Louis	16-2	66	246	3.7	20	3	45	352	7.8	19	1	2
2015	St. Louis	16-1	37	140	3.8	40	0	26	250	9.6	42	0	3
2016	LA Rams	11-0	21	101	4.8	24	0	16	91	5.7	12	0	3
2017	Chicago	5-0	6	30	5.0	12	0	5	66	13.2	38t	1	3
NFL totals		61-3	177	778	4.4	56	4	98	818	8.3	42	2	13


Year	Team	KR	Yds	Avg	LG	TD	PR	FC	Yds	Avg	Lg	TD
2013	St. Louis	13	299	23.0	32	0	0	0	0	-	-	0
2014	St. Louis	35	963	27.5	75	0	0	0	0	-	-	0
2015	St. Louis	25	714	28.6	102	0	0	0	0	-	-	0
2016	LA Rams	22	599	27.2	61	0	0	0	0	-	-	0
2017	Chicago	4	86	21.5	25	0	0	0	0	-	-	0
NFL totals		99	2,661	26.9	102	0	0	0	0	-	-	0

SEASON / CAREER / PLAYOFF HIGHS

	2017	Career	Playoff
Rushes.....	5, at GB (9/28)	16, vs. SEA (9/13/15)	None
Rushing Yards.....	26, at GB (9/28)	109, vs. CHI (11/24/13)	None
Longest Run.....	12, at GB (9/28)	56, at IND (11/10/13)	None
Rushing TDs.....	None	1, 4 times	None
Receptions.....	3, vs. PIT (9/24)	7, at SEA (12/28/14)	None
Receiving Yards.....	43, vs. MIN (10/9)	77, vs. SEA (9/13/15)	None
Longest Reception.....	38t, vs. MIN (10/9)	42, vs. SEA (9/13/15)	None
Receiving TDs.....	1, vs. MIN	1, twice	None



21 QUINTIN DEMPS

**Ht:** 5-11**Wt:** 210**Age:** 32**College:** UTEP**Bears Season:** 1**NFL Season:** 10**Acquired:** Unrestricted free agent in 2017 (HOU)

DEFENSIVE BACK

PRO CAREER: Owns 275 tackles, 18 interceptions, 44 pass breakups, 1.5 sacks, 6 TFLs, 4 forced fumbles and 3 fumble recoveries in 110 career contests with 44 starts with the Philadelphia Eagles (2008-09), Houston Texans (2010-12, and '15-16), Kansas City Chiefs (2013), New York Giants (2014) and Chicago Bears (2017) ... appeared in 10 postseason contests (4 starts) ... owns 17 tackles and 1 TFL in the postseason ... 15 INTs since 2013 are 3rd most in NFL among safeties.

2017 SEASON: Started three games, recording 12 tackle before being placed on injured reserve.

PREVIOUS SEASONS: 2016: Started 13 games, recording 55 tackles, 6 interceptions, 9 pass breakups, 1 forced fumble and 1 TFL for the Houston Texans ... 6 INTs led all safeties last season, second most overall and the second most in Houston's single-season history ... set Texans record with INT in four consecutive games (Weeks 14-17) ... set career-highs in interceptions and pass breakups. **2015:** Appeared in 14 games with 13 starts for the Texans, recording 61 tackles, 0.5 sacks, 1 interception, 6 pass breakups, 1 forced fumble and 1 TFL. **2014:** Appeared in 16 games with 9 starts for the New York Giants, recording 54 tackles, 4 interceptions, 7 pass breakups, 1 forced fumble and 1 TFL ... added 3 STT. **2013:** Played in all 16 games with 6 starts for the Kansas City Chiefs, recording 32 tackles, 4 interceptions and 9 pass breakups ... added 3 STT. **2012:** Played in 12 games for the Texans, recording 27 tackles, 5 pass breakups, 2 TFLs and 1 fumble recovery ... added 9 STT. **2011:** Played in 9 games for the Houston Texans, tallying 22 tackles, 2 interceptions, and 4 pass breakups. **2010:** Appeared in 2 games for the Texans. **2009:** Played in 9 games for the Philadelphia Eagles, recording 7 tackles, 1 interception and 3 pass breakups... Added 7 STTs. **2008:** Played in all 16 games for the Philadelphia Eagles as a rookie, tallying 5 tackles, 1 sack, 1 pass breakup, 1 forced fumble and 1 fumble recovery ... added 13 STTs.

2017 CHICAGO BEARS

Date	W/L	Opponent	Tkls-S	Sk-YL	INT-Yds	PD	FF	FR	TFL
9/10*	L	ATL	3-3	0-0	0-0	0	0	0	0
9/17*	L	at TB	7-6	0-0	0-0	0	0	0	0
9/24*	W	PIT	2-2	0-0	0-0	0	0	0	0
9/28	L	at GB			INJURED RESERVE				
10/9	L	MIN			INJURED RESERVE				
10/15	W	at BAL			INJURED RESERVE				
10/22		CAR							
10/29		at NO							
11/12		GB							
11/19		DET							
11/26		at PHI							
12/3		SF							
12/10		at CIN							
12/16		at DET							
12/24		CLE							
12/31		at MIN							
Totals	1-2		12-11	0-0	0-0	0	0	0	0

*Denotes Game Started



QUINTIN DEMPS' NFL STATISTICS

REGULAR SEASON

Year	Team	GP	GS	Tackles					Interceptions					Fumbles			Misc.	
				Tot	S	A	Sk	Yds	No	Yds	Lg	TD	PD	FF	FR	Yds	TFL	STT
2008	Philadelphia	16	0	5	5	0	1.0	9.0	0	0	-	0	1	1	0	0	1.0	13
2009	Philadelphia	9	0	7	7	0	0.0	0.0	1	12	12	0	3	0	0	0	0.0	7
2010	Houston	2	0	0	0	0	0.0	0.0	0	0	-	0	0	0	0	0	0.0	1
2011	Houston	9	0	22	18	4	0.0	0.0	2	47	42	0	4	0	0	0	0.0	1
2012	Houston	12	0	27	21	6	0.0	0.0	0	0	-	0	5	0	1	0	2.0	9
2013	Kansas City	16	6	32	22	10	0.0	0.0	4	61	35	0	9	0	0	0	0.0	3
2014	NY Giants	16	9	54	38	16	0.0	0.0	4	19	10	0	7	1	0	0	1.0	3
2015	Houston	14	13	61	35	26	0.5	6.5	1	0	-	0	6	1	2	33	1.0	0
2016	Houston	13	13	56	38	17	0.0	0.0	6	54	19	0	9	1	0	0	1.0	0
2017	Chicago	3	3	12	11	1	0.0	0.0	0	0	-	0	0	0	0	0	0.0	0
NFL totals		110	44	275	195	80	1.5	15.5	18	193	42	0	44	4	3	33	6.0	37


ADDITIONAL STATS: Kick returns- 110 for 2,931 yards

POSTSEASON

Year	Team	GP	GS	Tackles					Interceptions					Fumbles			Misc.		
				Tot	S	A	Sk	Yds	No	Yds	Lg	TD	PD	FF	FR	Yds	TFL	STT	
2008	Philadelphia	3	1	7	4	3	0.0	0.0	0	0	-	0	0	0	0	0	0	0	2
2011	Houston	2	1	3	3	0	0.0	0.0	0	0	-	0	0	0	0	0	0	1	0
2012	Houston	2	0	0	0	0	0.0	0.0	0	0	-	0	0	0	0	0	0	2	
2013	Kansas City	1	0	0	0	0	0.0	0.0	0	0	-	0	0	0	0	0	0	1	
2015	Houston	1	1	5	3	2	0.0	0.0	0	0	-	0	0	0	0	-	0	0	
2016	Houston	1	1	2	2	0	0.0	0.0	0	0	-	0	0	0	0	-	0	0	
Postseason		10	4	17	12	5	0.0	0.0	0	0	-	0	0	0	0	0	0	1	5

SEASON / CAREER / PLAYOFF HIGHS

	2017	Career	Playoff
Tackles	7, at TB (9/17)	10, at PHI (10/12/14)	5, twice
Solos	6, at TB (9/17)	9, at PHI (10/12/14)	3, twice
Pass Defenses	None	2, six times	None
Interceptions	None	1, 18 times	None



49 ANDREW DEPAOLA

Ht: 6-2

Age: 30

Bears Season: 1

Acquired: Waiver claim in 2017 (TB)

Wt: 230

College: Rutgers

NFL Season: 4

LONG SNAPPER

PRO CAREER: Enters his 4th NFL season... Appeared in 54 games with the Tampa Bay Buccaneers (2014-16) and the Chicago Bears (2017).

2017 SEASON: Appeared in six games on special teams.

PREVIOUS SEASONS: 2012-13 - Spent the 2012 and 2013 training camps with the Buccaneers.

2014 - Made NFL debut in season opener vs. Carolina (9/7). Played in all 16 games on the season and registered four special teams tackles: one vs. Carolina (9/7), one at New Orleans (10/5), one vs. Minnesota (10/26), and one at Carolina (12/14).

ANDREW DEPAOLA'S NFL STATISTICS

REGULAR SEASON

GAMES PLAYED-STARTED - 54-0: 2014 TB (16-0); 2015 TB (16-0); 2016 TB (16-0); 2017 CHI (6-0).



94 LEONARD FLOYD

Ht: 6-4 **Wt:** 240
Age: 25 **College:** Georgia
Bears Season: 2 **NFL Season:** 2
Acquired: 1st round of the 2016 draft (9th overall)

LINEBACKER

PRO CAREER: In his second season with the Bears (2016-17) ... Totals 69 tackles, 10 sacks, 5 pass breakups, 1 forced fumble, 2 fumble recoveries and 9 TFLs ... Ranked third in NFL in sacks among rookies in 2016 ... 7 sacks in 2016 ranked third in all-time among Bears rookies (Mark Anderson, Brian Urlacher).

2017 SEASON: Started six games, recording 18 tackles, 3 sacks, 6 TFLs, 1 pass defense and 1 fumble recovery.

HONORS AND AWARDS: 2016 All-Rookie Team (PFWA, Gil Brandt, Fox Sports).

2016 SEASON: Started in 12 games (Games 1-4, 7-10 & 12-16) producing 51 tackles, 7 sacks, 4 pass breakups, 1 forced fumble, 1 recovered fumble and 3 TFLs as a rookie ... recorded a sack-fumble on Aaron Rodgers and then recovered the ball in the endzone for a touchdown at Green Bay ... scored one of only two defensive touchdowns for the Bears in the season ... recorded a season-high 8 tackles in his NFL debut at Houston (9/11) ... recorded the team's only safety of the year on a sack of Blaine Gabbert vs. SF (12/4) ... ranked 3rd in NFL in sacks among rookies ... posted 3 multi-sack games as a rookie which is most by a Bears rookie since 2006.

2017 CHICAGO BEARS

Date	W/L	Opponent	Tkls-S	Sk-YL	INT-Yds	PD	FF	FR	TFL
9/10*	L	ATL	4-3	0-0	0-0	1	0	0	1
9/17*	L	at TB	2-0	0-0	0-0	0	0	1	0
9/24*	W	PIT	1-0	0-0	0-0	0	0	0	0
9/28*	L	at GB	3-3	1-1	0-0	0	0	0	1
10/9*	L	MIN	6-6	2-20	0-0	0	0	0	4
10/15*	W	at BAL	2-0	0-0	0-0	0	0	0	0
10/22		CAR							
10/29		at NO							
11/12		GB							
11/19		DET							
11/26		at PHI							
12/3		SF							
12/10		at CIN							
12/16		at DET							
12/24		CLE							
12/31		at MIN							
Totals	2-4		18-12	3-21	0-0	1	0	1	6

*Denotes Game Started


LEONARD FLOYD'S NFL STATISTICS

REGULAR SEASON

Year	Team	GP	GS	Tackles				Interceptions				Fumbles			Misc.			
				Tot	S	A	Sk	Yds	No	Yds	Lg	TD	PD	FF	FR	Yds	TFL	STT
2016	Chicago	12	12	51	33	18	7.0	49.5	0	0	-	0	4	1	1	0	3.0	0
2017	Chicago	6	6	18	12	6	3.0	21.0	0	0	-	0	1	0	1	0	6.0	0
NFL totals		18	18	69	45	24	10.0	70.5	0	0	-	0	5	1	2	0	9.0	0

SEASON / CAREER / PLAYOFF HIGHS

	2017	Career	Playoff
Tackles	6, vs. MIN (10/9)	8, at HOU (9/11)	None
Solos	6, vs. MIN (10/9)	Same	None
Tackles For Loss	4, vs. MIN (10/9)	Same	None
Sacks	2, vs. MIN (10/9)	2, three times	None

**50** **JERRELL FREEMAN****Ht:** 6-0**Wt:** 236**Age:** 31**College:** Mary Hardin-Baylor**Bears Season:** 2**NFL Season:** 6**Acquired:** Unrestricted free agent in 2016 (IND)**LINEBACKER**

PRO CAREER: Enters his sixth professional season, starting all 70 career games he's appeared in with the Indianapolis Colts (2012-15) and Chicago Bears (2016-17) ... owns 615 career tackles, 12 sacks, 29 TFLs, 4 interceptions (2 returned for touchdowns), 22 pass breakups, 8 forced fumbles and 3 fumble recoveries ... notched 100 tackles in 4-of-5 professional seasons (2012-13 & '15-16) ... became the first undrafted NFL player to return an interception for a touchdown in his NFL debut since 1987 ... had 6 forced fumbles in 2013, tied for third most in the NFL and set a Colts franchise record ... 145 tackles in 2012 ranked fourth in the NFL and second among rookies ... started 5-of-6 career postseason games, recording 54 tackles, 1.5 sacks and 1 pass breakup, TFL, forced fumble and fumble recovery ... started his professional career in the CFL, recording 144 tackles, 13 sacks, 3 interceptions, 4 fumble recoveries and 1 defensive touchdown over three seasons with the Saskatchewan Roughriders (2009-11) ... three-time CFL Defensive Player of the Week and 2011 CFL All-Star ... participated in two CFL Grey Cup games with the Roughriders.

2017 SEASON: Placed on IR after sustaining a pectoral injury in Week One vs. Atlanta ... started Game 1, recording 10 tackles and 1 TFL.

HONORS AND AWARDS: **2013:** AFC Defensive Player of the Week at KC (12/22); USA Today All-Joe Team.

PREVIOUS SEASONS: **2016:** Started all 12 games he appeared in tallying 127 tackles, 5 pass breakups and 7 TFLs ... led the team in tackles and recorded the game-high in tackles on 10 different occasions ... ranked 4th on the team in pass breakups (1st among linebackers) ... set a career-high with 17 tackles in the season opener at HOU (9/11) ... recorded his 4th 100+ tackle season of his NFL career. **2015:** Put together his third 100+ tackle season since 2012, collecting 112 tackles over 13 games (13 starts) in his final season as a Colt ... also recorded 3 sacks, 1 interception (returned for a touchdown), 2 pass breakups, 4 TFLs and 1 fumble recovery ... 112 tackles ranked 2nd on the team while his 3 sacks ranked tied for 3rd. **2014:** Collected 95 tackles, 1.5 sacks, 6 pass breakups, 4 TFLs and 1 forced fumble while starting 12-of-12 games for Indianapolis ... 95 tackles ranked 2nd on the team ... also started all 3 of the Colts postseason contests, recording a team-high 32 tackles, 1.5 sacks and 1 forced fumble and fumble recovery. **2013:** In his second professional season with the Colts, tallied a team-high 126 tackles while starting all 16 games ... notched career-highs in sacks (5.5), interceptions (2), forced fumbles (6) and fumble recoveries (2) ... also recorded 6 pass breakups and TFLs ... started 1-of-2 postseason contests, posting 18 tackles, 1 pass breakup and 1 TFL. **2012:** Started 16-of-16 contests, notching a team and career-high 145 tackles as an undrafted rookie with the Colts ...also collected a career-high 7 TFLs, 2 sacks, 1 interception, 3 pass breakups and 1 forced fumble ... started the Colts lone playoff game, producing 4 tackles. **2011 (CFL):** In his final season with Saskatchewan, totaled 105 tackles, 6 sacks, 1 interception and 1 fumble recovery in 17 games ... added 3 STTs. **2010 (CFL):** In 17 games, recorded 24 tackles, 7 sacks, 3 interceptions and 1 fumble recovery in his second season with the Roughriders ... added 13 STTs. **2009 (CFL):** In his first season in Saskatchewan, appeared in all 17 games, collecting 15 tackles, 2 fumble recoveries and 25 STTs.



2017 CHICAGO BEARS

Date	W/L	Opponent	Tkls-S	Sk-YL	INT-Yds	PD	FF	FR	TFL
9/10*	L	ATL	10-7	0-0	0-0	0	0	0	1
9/17	L	at TB			INJURED RESERVE				
9/24	W	PIT			INJURED RESERVE				
9/28	L	at GB			INJURED RESERVE				
10/9	L	MIN			INJURED RESERVE				
10/15	W	at BAL			INJURED RESERVE				
10/22		CAR							
10/29		at NO							
11/12		GB							
11/19		DET							
11/26		at PHI							
12/3		SF							
12/10		at CIN							
12/16		at DET							
12/24		CLE							
12/31		at MIN							
Totals	0-1		10-7	0-0	0-0	0	0	0	1

*Denotes Game Started

JERRELL FREEMAN'S NFL STATISTICS

REGULAR SEASON

Year	Team	GP	GS	Tackles				Interceptions				Fumbles			Misc.			
				Tot	S	A	Sk	Yds	No	Yds	Lg	TD	PD	FF	FR	Yds	TFL	STT
2012	Indianapolis	16	16	145	90	55	2.0	17.0	1	4	4t	1	3	1	0	0	7.0	0
2013	Indianapolis	16	16	126	83	43	5.5	22.5	2	13	13	0	6	6	2	24	6.0	0
2014	Indianapolis	12	12	95	58	37	1.5	8.5	0	0	-	0	6	1	0	0	4.0	0
2015	Indianapolis	13	13	112	66	46	3.0	33.0	1	23	23t	1	2	0	1	0	4.0	0
2016	Chicago	12	12	127	96	31	0.0	0.0	0	0	0	0	5	0	0	0	7.0	0
2017	Chicago	1	1	10	7	3	0.0	0.0	0	0	-	0	0	0	0	0	1.0	0
Bears totals		13	13	137	103	34	0.0	0.0	0	0	-	0	5	0	0	0	8.0	0
NFL totals		70	70	615	400	215	12.0	81.0	4	40	23t	2	22	8	3	24	29.0	0

POSTSEASON

Year	Team	GP	GS	Tackles				Interceptions				Fumbles			Misc.				
				Tot	S	A	Sk	Yds	No	Yds	Lg	TD	PD	FF	FR	Yds	TFL	STT	
2012	Indianapolis	1	1	4	3	1	0.0	0.0	0	0	-	0	0	0	0	0	0	0	0
2013	Indianapolis	2	1	18	10	8	0.0	0.0	0	0	-	0	1	0	0	0	1	0	0
2014	Indianapolis	3	3	32	16	16	1.5	5.5	0	0	-	0	0	1	1	0	0	0	0
NFL totals		6	5	54	29	25	1.5	5.5	0	0	-	0	1	1	1	0	1	0	0

SEASON / CAREER / PLAYOFF HIGHS

	2016	Career	Playoff
Tackles	10, vs. ATL (9/10)	17, at HOU (9/11/16)	15, vs. CIN (1/4/15)
Solos	7, vs. ATL (9/10)	11, twice	7, vs. CIN (1/4/15)
Tackles For Loss	1, vs. ATL (9/10)	3, twice	1, vs. KC (1/4/14)
Sacks	None	2, twice	1.5 vs. CIN (1/4/15)



23 KYLE FULLER

Ht: 5-11 **Wt:** 190
Age: 25 **College:** Virginia Tech
Bears Season: 4 **NFL Season:** 4
Acquired: 1st round of the 2014 draft (14th overall)

DEFENSIVE BACK

PRO CAREER: Started 36-of-38 games for the Bears (2014-17), producing 158 tackles, 3 TFLs, 6 interceptions, 31 pass breakups and 3 forced fumbles ... led the Bears in interceptions in 2015 (2) after tying for the team lead in 2014 (4) ... in his first two NFL seasons, has 6 interceptions and 3 forced fumbles, one-of-four players in the NFL to do so since start of the 2014 season along with Mike Adams (Colts), Josh Norman (Carolina) and Earl Thomas (Seattle) ... in 2014 ranked 1st in interceptions and tied for 1st in forced fumbles among rookies ... was the 6th Bears player all-time to lead NFL rookies in interceptions and first since Charles Tillman tied for 1st in 2003 ... became first Bears rookie since Chris Harris in 2005 to record 2 interceptions in a game, with both coming in the 4th quarter at San Francisco, leading to two Chicago touchdowns, including the game winning score.

2017 SEASON: Started six games, recording 29 tackles and 7 pass defenses.

HONORS & AWARDS: 2014: NFL All-Rookie Team (PFWA, Gil Brandt), NFL Defensive Rookie of the Month (Sept), NFC Defensive Player of the Week (Week 2 at SF), NFL Rookie of the Week (Week 3 at NY), Brian Piccolo Award.

2017 CHICAGO BEARS

Date	W/L	Opponent	Tkls-S	Sk-YL	INT-Yds	PD	FF	FR	TFL
9/10*	L	ATL	6-5	0-0	0-0	1	0	0	0
9/17*	L	at TB	4-4	0-0	0-0	0	0	0	0
9/24*	W	PIT	4-4	0-0	0-0	2	0	0	0
9/28*	L	at GB	5-4	0-0	0-0	0	0	0	0
10/9*	L	MIN	4-4	0-0	0-0	1	0	0	0
10/15*	W	at BAL	6-5	0-0	0-0	3	0	0	0
10/22		CAR							
10/29		at NO							
11/12		GB							
11/19		DET							
11/26		at PHI							
12/3		SF							
12/10		at CIN							
12/16		at DET							
12/24		CLE							
12/31		at MIN							
Totals	2-4		29-26	0-0	0-0	7	0	0	0

*Denotes Game Started

KYLE FULLER'S NFL STATISTICS

REGULAR SEASON

Year	Team	GP	GS	Tackles					Interceptions					Fumbles			Misc.	
				Tot	S	A	Sk	Yds	No	Yds	Lg	TD	PD	FF	FR	Yds	TFL	STT
2014	Chicago	16	14	73	54	19	0.0	0.0	4	81	31	0	9	3	0	0	3.0	2
2015	Chicago	16	16	56	45	11	0.0	0.0	2	24	15	0	15	0	0	0	0.0	1
2016	Chicago	0	0	0	0	0	0	0	0	0	0	0	0	0	0	0	0	0
2017	Chicago	6	6	29	26	3	0.0	0.0	0	0	-	0	7	0	0	0	0	0
NFL totals		38	36	158	125	33	0.0	0.0	6	105	31	0	31	3	0	0	3.0	3

SEASON / CAREER / PLAYOFF HIGHS

	2017	Career	Playoff
Tackles	6, twice	8, at DET (11/27/14)	None
Solos	5, twice	7, three times	None
Tackles For Loss	None	1, three times	None
Interceptions	None	2, at SF (9/14/14)	None



19 TANNER GENTRY

Ht: 6-2 **Wt:** 210
Age: 23 **College:** Wyoming

Acquired: Undrafted free agent in 2017

WIDE RECEIVER

COLLEGE: Caught 180 passes for 2,815 yards (15.6 avg) and 20 touchdowns in 42 games at Wyoming... Added 13 carries for 81 yards (6.2 avg)... Leaves Wyoming ranked tied for 4th in receiving touchdowns, 5th in receiving yards and 8th in receptions. **SENIOR:** Recorded 72 receptions for 1,326 yards (18.4 avg) and 14 touchdowns... Added 6 carries for 30 yards... 72 receptions ranked 1st on the team and 6th in school for history a single season... Posted the 6th most receiving yards in a single season and his 14 TDs ranks tied for 2nd. **JUNIOR:** Caught 37 passes for 678 yards (18.3 avg) and 4 TDs in 7 games before suffering a season-ending injury... He was leading the Mountain West in receiving yards at the time of the injury and was named to the 2015 Biletnikoff Award Watch... Added five carries for 48 yards... In his seven games, he recorded 100 or more receiving yards three times.

2017 SEASON: Promoted to active roster from practice squad after Week 1... Appeared in two games (one start), catching 2 passes for 27 yards (13.5 avg)... Added back to practice squad after being waived.

2017 CHICAGO BEARS

Date	W/L	Opp.	Rec	Yds	Avg	Long	TD
9/10	L	ATL					PRACTICE SQUAD
9/17	L	vs. TB	2	27	13.5	15	0
9/24	W	PIT					PRACTICE SQUAD
9/28	L	at GB					PRACTICE SQUAD
10/9	L	MIN					PRACTICE SQUAD
10/15*	W	at BAL	0	0	0.0	-	0
10/22		CAR					
10/29		at NO					
11/12		GB					
11/19		DET					
11/26		at PHI					
12/3		SF					
12/10		at CIN					
12/16		at DET					
12/24		CLE					
12/31		at MIN					
Totals	1-0		2	27	13.5	15	0


*Denotes Game Started

TANNER GENTRY'S NFL STATISTICS

REGULAR SEASON													
Year	Team	GP-GS	Rec	Yds	Avg	Lg	TD	Rush	Yds	Avg	Lg	TD	STT
2017	Chicago	2-1	2	27	13.5	15	0	0	0	0.0	-	0	0
SEASON / CAREER / PLAYOFF HIGHS													
			2017				Career			Playoff			
Receptions.....				2, at TB (9/17)			Same			None			
Receiving Yards.....				27, at TB (9/17)			None			None			
Longest Reception.....				15, at TB (9/17)			None			None			
Receiving TDs.....				None			None			None			



8 MIKE GLENNON



Ht: 6-6 **Wt:** 225
Age: 27 **College:** North Carolina State
Bears Season: 1 **NFL Season:** 5
Acquired: Unrestricted FA in 2017 (TB)

QUARTERBACK

PRO CAREER: Completed 467-of-770 passes (60.6 percent) for 4,933 yards in 25 games with 22 starts in 5 seasons with the Tampa Bay Buccaneers (2013-16) and Chicago Bears (2017) ... owns 34 passing touchdowns, 20 interceptions and 90 rushing yards on 41 attempts (2.2 avg) ... set a career-high in passing touchdowns in 2013 with 19 ... started his first regular season game vs. ARI (9/29/13) ... has 4 games with a 100-plus passer rating, with 3 of those coming in 2013 (138.4 at DET 11/24; 137.5 vs. ATL 11/17; 123.1 at SEA 11/3).

2017 SEASON: Started four games, completing 93-of-140 passes (66.4 percent) for 833 yards, 4 touchdowns and 5 interceptions for a QB rating of 76.9... Adds 4 carries for 4 yards. Did not play Game 5.

HONORS & AWARDS: 2013: PFWA All-Rookie Team ... his selection marked the first time since 2007 that the PFWA's All-Rookie quarterback was not a player taken in the first round.

PREVIOUS SEASONS: 2016: Completed 10-of-11 attempts for 75 yards and 1 touchdown in two games for Tampa Bay. **2015:** Did not appear in a game. **2014:** Completed 117-of-203 pass attempts for 1,417 yards with 10 touchdowns, 6 interceptions and a 83.3 passer rating in 6 games (5 starts) with Tampa Bay ... added 49 yards rushing on 10 attempts. **2013:** Threw for 2,608 yards and 19 touchdowns while completing 247-of-416 pass attempts (59.4 percent) as a rookie in Tampa Bay ... added 9 interceptions and 27 rush attempts for 37 yards ... set franchise rookie record for passing yards and touchdowns ... set career-highs in passing yards, pass attempts, completions, touchdown passes and rush attempts ... posted three QBR's of 123.0 or higher ... posted a career-high 138.4 QBR in a 24-21 win at Detroit, throwing for 247 yards on 14 of 21 attempts with two touchdowns and zero interceptions ... the week prior, he posted a QBR of 137.5 on 20 of 23 passing for 231 yards and two touchdowns in a 41-28 win over Atlanta ... also posted a QBR of 123.1 in an overtime loss at Seattle.

COLLEGE: In four seasons at N.C. State (2008-12), Glennon played in 36 games with 26 starts ... finished his career with 7,411 passing yards and 63 touchdowns while completing 646-of-1,069 passes ... finished his senior season with the second-most passes attempted (564) in ACC history, third-most completions (330), fourth-most passing yards (4,031) and tied for the fifth-most passing touchdowns (31) ... joins former Wolfpack quarterback Philip Rivers as the only passers in school history to throw for 4,000+ yards in a single season ... one of only three quarterbacks in N.C. State history to complete 300+ passes in a single season (Rivers, Russell Wilson).

2017 CHICAGO BEARS

Date	W/L	Opp.	Att	Cmp	Yds	Pct.	TD	INT	Lg	Sk/Lst	Rtg
9/10*	L	Atl	40	26	213	65.0	1	0	22	4/37	86.8
9/17*	L	at TB	45	31	301	68.9	1	2	20	1/11	76.2
9/24*	W	Pit	22	15	101	68.1	1	1	17	2/17	74.2
9/28*	L	at GB	33	21	218	63.6	1	2	29	1/13	67.5
10/9	L	Min									DID NOT PLAY
10/15	W	at Bal									DID NOT PLAY
10/22		Car									
10/29		at NO									
11/12		GB									
11/19		Det									
11/26		at Phi									
12/3		SF									
12/10		at Cin									
12/16		at Det									
12/24		Cle									
12/31		at Min									
Totals	1-3		140	93	833	66.4	4	5	29	8/78	76.9



MIKE GLENNON'S NFL STATISTICS

REGULAR SEASON

Year	Team	GP-GS	Att	Cmp	Pct	Yds	Yds/Att	TD	Int	Lg	Sk-Yds	Rating
2013	Tampa Bay	13-13	416	247	59.4	2,608	6.3	19	9	85t	40-314	83.9
2014	Tampa Bay	6-5	203	117	57.6	1,417	7.0	10	6	41	16-91	83.3
2015	Tampa Bay	0-0	0	0	--	0	--	0	0	--	0-0	--
2016	Tampa Bay	2-0	11	10	90.9	75	6.8	1	0	13	0-0	125.4
2017	Chicago	4-4	140	93	66.4	833	6.0	4	5	29	8-78	76.9
NFL totals		25-22	770	467	60.6	4,933	6.4	34	20	85t	64-483	83.2

Record as Starter: 6-16 (.286) - 2013 (4-9), 2014 (1-4), 2017 (1-3).

ADDITIONAL STATS: Fumbles-Lost -- (13-8): 2013 (7-4), 2014 (2-0), 2017 (3-3)

Year	Team	Rush	Yds	Avg	Lg	TD
2013	Tampa Bay	27	37	1.4	16	0
2014	Tampa Bay	10	49	4.9	19	0
2016	Tampa Bay	0	0	-	-	0
2017	Chicago	4	4	1.0	2	0
NFL totals		41	90	2.2	19	0

SEASON / CAREER / PLAYOFF HIGHS

	2017	Career	Playoff
Attempts	45, at TB (9/17)	51, vs. CAR (10/24/13)	None
Completions	31, at TB (9/17)	Same	None
Passing Yards	301, at TB (9/17)	314, vs. BAL (10/12/14)	None
TD Passes	1, four times	2, 12 times	None
Interceptions	2, twice	2, four times	None
Longest Completion	29, at GB (9/28)	85t, at DET (11/24/13)	None

MIKE GLENNON'S GAME-BY-GAME STATISTICS

2013 TAMPA BAY BUCCANEERS

Date	W/L	Opp.	Att	Cmp	Yds	Pct.	TD	INT	Lg	Sk/Lst	Rtg
DID NOT PLAY WEEKS 1-3											
9/29	L	Ari	43	24	193	55.8	1	2	20	2/20	55.7
10/13	L	Phi	43	26	273	60.5	2	1	36	2/16	84.7
10/20	L	at Atl	44	26	256	59.1	2	0	59	3/30	90.7
10/24	L	Car	51	30	275	58.8	1	0	29	3/26	80.1
11/3	L	at Sea	23	17	168	73.9	2	0	27	3/25	123.1
11/11	W	Mia	21	11	139	52.4	1	1	30	2/15	69.3
11/17	W	Atl	23	20	231	87.0	2	0	53	2/7	137.5
11/24	W	at Det	21	14	247	66.7	2	0	85	4/40	138.4
12/1	L	at Car	21	14	180	66.7	0	1	60	5/40	73.5
12/8	W	Buf	25	9	90	36.0	2	2	38	1/9	40.4
12/15	L	SF	34	18	179	52.9	2	1	26	4/35	75.5
12/22	L	at StL	26	16	158	61.5	0	0	30	7/47	78.7
12/29	L	at NO	41	22	219	53.7	2	1	48	2/4	75.2
Totals	4-9		416	247	2,608	59.4	19	9	85	40/314	83.9

2014 TAMPA BAY BUCCANEERS

Date	W/L	Opp.	Att	Cmp	Yds	Pct.	TD	INT	Lg	Sk/Lst	Rtg
9/18	L	at Atl	24	17	121	70.8	1	0	14	2/18	96.0
9/28	W	at Pit	42	21	302	50.0	2	1	41	1/15	79.7
10/5	L	at NO	32	19	249	59.4	2	1	34	1/1	91.8
10/12	L	Bal	44	24	314	54.5	2	1	33	5/37	83.0
10/26	L	Min	28	19	171	67.9	1	1	40	5/12	81.1
11/2	L	at Cle	33	17	260	51.5	2	2	34	2/8	72.8
Totals	1-5		203	117	1,417	57.6	10	6	41	16/91	83.3

2016 TAMPA BAY BUCCANEERS

Date	W/L	Opp.	Att	Cmp	Yds	Pct.	TD	INT	Lg	Sk/Lst	Rtg
11/3	L	Atl	11	10	75	90.9	1	0	13	0/0	125.4
11/13	W	CHI	-	-	-	-	-	-	-	-	-
Totals	1-1		11	10	75	90.9	1	0	13	0/0	125.4



91 EDDIE GOLDMAN

Ht: 6-4 **Wt:** 320
Age: 23 **College:** Florida State
Bears Season: 3 **NFL Season:** 3
Acquired: 2nd round of the 2015 draft (39th overall)

DEFENSIVE LINE

PRO CAREER: Starts third professional season, appearing in 27 contests with 23 starts for the Chicago Bears (2015-17) ...tallied 79 tackles, 8 sacks, 11 TFLs and 1 pass breakup ... named to Mel Kiper and the PFWA's All-Rookie teams after tallying 39 tackles, 4.5 sacks and 6 TFLs ... ranked 4th amongst NFL rookies in sacks with 4.5.

2017 SEASON: Started six games, recording 16 tackles, 1 sack and 2 TFLs.

HONORS AND AWARDS: 2015: All-Rookie (PFWA & Mel Kiper).

PREVIOUS SEASONS: 2016: Limited because of injury to 6 games with 5 starts, recording 24 tackles, 2.5 sacks, 3 TFLs and 1 pass breakup ... posted a career high 6 tackles in the season-opener at HOU (9/11) ... 3 TFLs tied for 3rd on the team. 2015: Notched 39 tackles, 4.5 sacks and 6 TFLs en route to being named to Mel Kiper's and the PFWA's All-Rookie Teams ... started 12-of-15 games for the Bears ... his 4.5 sacks ranked 4th amongst NFL rookies ... 6 TFLs ranked 4th on the Bears ... was placed on IR on 12/30 with an ankle injury.

2017 CHICAGO BEARS

Date	W/L	Opponent	Tkls-S	Sk-YL	INT-Yds	PD	FF	FR	TFL
9/10*	L	ATL	1-1	0-0	0-0	0	0	0	0
9/17*	L	at TB	3-2	1-5	0-0	0	0	0	1
9/24*	W	PIT	2-2	0-0	0-0	0	0	0	0
9/28*	L	at GB	2-0	0-0	0-0	0	0	0	0
10/9*	L	MIN	2-2	0-0	0-0	0	0	0	0
10/15*	W	at BAL	6-6	0-0	0-0	0	0	0	1
10/22		CAR							
10/29		at NO							
11/12		GB							
11/19		DET							
11/26		at PHI							
12/3		SF							
12/10		at CIN							
12/16		at DET							
12/24		CLE							
12/31		at MIN							
Totals	2-4		16-13	1-5	0-0	0	0	0	2

*Denotes Game Started

EDDIE GOLDMAN'S NFL STATISTICS

REGULAR SEASON

Year	Team	GP	GS	Tackles					Interceptions				Fumbles			Misc.			
				Tot	S	A	Sk	Yds	No	Yds	Lg	TD	PD	FF	FR	Yds	TFL	STT	
2015	Chicago	15	12	39	23	16	4.5	40.5	0	0	-	0	0	0	0	0	0	6.0	0
2016	Chicago	6	5	24	18	6	2.5	16.0	0	0	-	0	1	0	0	0	0	3.0	0
2017	Chicago	6	6	16	13	3	1.0	5.0	0	0	-	0	0	0	0	0	0	2.0	0
NFL totals		27	23	79	54	25	8.0	61.5	0	0	-	0	1	0	0	0	0	11.0	0

SEASON / CAREER / PLAYOFF HIGHS

	2017	Career	Playoff
Tackles	6, at BAL (10/15)	6, twice	None
Solos	6, at BAL (10/15)	6, twice	None
Tackles For Loss	1, twice	2, vs. SF (12/6/15)	None
Sacks	1, at TB (9/17)	2, vs. SF (12/6/15)	None



55 HRONISS GRASU

Ht: 6-3

Wt: 303

Age: 26

College: Oregon

Bears Season: 3

NFL Season: 3

Acquired: 3rd round of the 2015 NFL draft (71st overall)

CENTER

PRO CAREER: Starts third campaign with the team, appearing in 10 contests (9 starts) for the Bears (2015-17) ... made NFL Debut in Game 5 at Kansas City ... part of an offense that ranked 3rd in franchise single-season history in completion percentage (63.9) and interception percentage (2.3), 4th in gross passing yards (3,843) and third-down percentage (42.5), 5th in net passing yards (3,660) and 6th in passer rating (89.7) and total net yards (5,514) ... selected by the Bears in the 3rd round (71st overall) of the 2015 NFL Draft.

2017 SEASON: Appeared in two games (one start), did not play Game 1, inactive for games 4-6.

PREVIOUS SEASONS: 2016: Spent 2016 season on Injured Reserve. **2015:** Started 8 contests (Game 5-6 & 10-15) at center ... made NFL debut by starting at center in Game 5 at Kansas City ... inactive for Games 1-4 (coach's decision), 7-9 (due to a neck injury) and 16 (due to a knee injury) ... part of a bears offense that ranked 3rd in franchise single-season history in completion percentage (63.9) and interception percentage (2.3), 4th in gross passing yards (3,843) and third down percentage (42.5), 5th in net passing yards (3,660) and 6th in passer rating (89.7) and total net yards (5,514).


HRONISS GRASU'S NFL STATISTICS

REGULAR SEASON

GAMES PLAYED-STARTED - 10-9; 2015 CHI (8-8); 2016 CHI (0-0); 2017 CHI (2-1).



96

AKIEM
HICKS**Ht:** 6-5**Wt:** 336**Age:** 28**College:** Regina**Bears Season:** 2**NFL Season:** 6**Acquired:** Unrestricted free agent in 2016 (NE)

DEFENSIVE LINE

PRO CAREER: Entering his second season with the Bears, starting 55-of-83 contests with 230 tackles, 21.5 sacks, 33 TFLs, 4 pass breakups, 3 forced fumbles and 3 fumble recoveries in five seasons with the Saints (2012-15), Patriots (2015) and Bears (2016) ... his 119 tackles with New Orleans ranked 2nd among the defensive linemen on the Saints from 2012-15 ... led the Saints defensive line in tackles in 2013 (56) and was 2nd in 2014 (41) ... ranked 4th on the Saints in sacks from 2012-15 (6.5) ... was traded to the Patriots after the Saints first three games in 2015 ... 3 sacks with New England in 2015 ranked tied for 3rd along the Patriots defensive front ... 7 sacks with the Bears in 2016 ranked second on the team.

2017 SEASON: Started six games, recording 19 tackles, 6 TFLs, 1 fumble recovery and 5 sacks for a loss of 33 yards.

HONORS AND AWARDS: 2016: Defensive Player of the Week (12/4)

PREVIOUS SEASONS: 2016: Started all 16 games at DE ... set a career-high in tackles (71), sacks (7), pass breakups (3) and forced fumbles (2) ... also recorded 5 TFLs and recovered 1 fumble ... one of three Bears players to record at least seven sacks ... only defensive player to start every game ... recorded 2 multi-sack games (10/31 vs. MIN & 12/4 vs. SF). **2015:** Appeared in 16 games with 3 starts with the Patriots and Saints ... posted 23 tackles, 3 sacks, 5 TFLs and 1 FR ... all 3 starts came with New Orleans where he collected 2 assisted tackles ... in 13 games with New England, notched 21 tackles, 3 sacks, 5 TFLs and 1 FR ... 3 sacks ranked tied for 3rd among the Patriots defensive linemen ... saw action in 2 playoff games, posting 3 tackles and 1 TFL. **2014:** Started 14-of-15 games for the Saints, posting 41 tackles, 2 sacks and 7 TFLs ... 41 tackles ranked 2nd on the Saints defensive linemen ... was placed on IR prior to the season finale. **2013:** Started 16-of-16 games for the first time in his career with New Orleans ... posted career-highs in tackles (56), sacks (4.5) and TFLs (8) ... 56 tackles were the most among the Saints defensive front ... started both of the Saints postseason contests, notching 7 tackles and 0.5 sacks. **2012:** Appeared in 14 games with the Saints as a rookie ... collected 20 tackles, 1 pass breakup, 2 TFLs and 1 forced fumble.



2017 CHICAGO BEARS

Date	W/L	Opponent	Tkls-S	Sk-YL	INT-Yds	PD	FF	FR	TFL
9/10*	L	ATL	3-3	2-13	0-0	0	0	0	2
9/17*	L	at TB	3-2	0-0	0-0	0	0	0	0
9/24*	W	PIT	4-2	0-0	0-0	0	0	1	0
9/28*	L	at GB	2-0	0-0	0-0	0	0	0	0
10/9*	L	MIN	4-4	2-15	0-0	0	0	0	3
10/15*	W	at BAL	3-3	1-5	0-0	0	0	0	1
10/22		CAR							
10/29		at NO							
11/12		GB							
11/19		DET							
11/26		at PHI							
12/3		SF							
12/10		at CIN							
12/16		at DET							
12/24		CLE							
12/31		at MIN							
Totals	2-4		19-14	5-33	0-0	0	0	1	6

*Denotes Game Started

AKIEM HICKS' NFL STATISTICS

REGULAR SEASON

Year	Team	GP	GS	Tackles					Interceptions					Fumbles			Misc.	
				Tot	S	A	Sk	Yds	No	Yds	Lg	TD	PD	FF	FR	Yds	TFL	STT
2012	New Orleans	14	0	20	10	10	0.0	0.0	0	0	-	0	1	1	0	0	2	0
2013	New Orleans	16	16	56	29	27	4.5	27.5	0	0	-	0	0	0	0	0	8	0
2014	New Orleans	15	14	41	27	14	2.0	16.0	0	0	-	0	0	0	0	0	7	0
2015	TOTAL	16	3	23	9	14	3.0	12.0	0	0	-	0	0	0	1	0	5	0
2016	Chicago	16	16	71	50	21	7.0	49.0	0	0	-	0	3	2	1	0	5	0
2017	Chicago	6	6	19	14	5	5.0	33.0	0	0	-	0	0	0	1	0	6	0
Totals		83	55	230	139	91	21.5	137.5	0	0	-	0	4	3	3	0	33	0

POSTSEASON

Year	Team	GP	GS	Tackles					Interceptions					Fumbles			Misc.	
				Tot	S	A	Sk	Yds	No	Yds	Lg	TD	PD	FF	FR	Yds	TFL	STT
2013	New Orleans	2	2	7	3	4	0.5	4.0	0	0	-	0	0	0	0	0	0	0
2015	New England	2	0	3	1	2	0.0	0.0	0	0	-	0	0	0	0	0	1	0
Totals		4	2	10	4	6	0.5	4.0	0	0	-	0	0	0	0	0	1	0

SEASON / CAREER / PLAYOFF HIGHS

	2017	Career	Playoff
Tackles	4, twice	13, vs. SF (12/4/16)	4, at SEA (1/11/14)
Solos	4, vs. MIN	8, vs. SF (12/4/16)	2, at PHI (1/4/14)
Sacks	2, twice	2, five times	0.5, at PHI (1/4/14)



24 JORDAN HOWARD

Ht: 6-0**Wt:** 222**Age:** 23**College:** Indiana**Bears Season:** 2**NFL Season:** 2**Acquired:** 5th round of the 2016 draft (150th overall)

RUNNING BACK

PRO CAREER: In his second NFL season ... has started 19-of-21 games for the Bears, carrying the ball 370 times for 1,808 yards (4.9 avg) and 10 touchdowns ... adds 40 receptions for 357 yards (8.9 avg) ... set a Bears rookie rushing record with 1,313 yards in 2016, becoming the second-youngest Bears RB to eclipse 1,000 yards in a season ... his 1,313 yards ranked second in the NFL behind Dallas' Ezekiel Elliott, marking the first time since the 1970 merger that two rookies finished 1-2 in the NFL in rushing ... later became the first Bears rookie running back to be voted to the Pro Bowl since Hall of Famer Gale Sayers in 1965.

2017 SEASON: Started six games, rushing for 495 yards on 118 carries (4.2 avg) and 4 touchdowns ... adds 11 receptions for 59 yards (5.4 avg) ... set a career-high in receptions (5) vs. PIT (9/24) ... led the Bears in scoring (12), rushing yards (138), receptions (5) and receiving yards (26) against the Steelers on 9/24 ... the last Bear to accomplish this feat was Matt Forte when he tallied 47 yards on the ground, 6 catches for 57 yards and 1 score at Minnesota (12/20/15) ... set a career-high in rushing yards (167) and carries (36) at BAL (10/15) ... helped the Bears rush for 231 yards as a team, the most ever allowed by a Baltimore Ravens defense.

HONORS & AWARDS: 2016: NFC Offensive Player of the Week, FedEx Ground Player of the Week, Offensive Rookie of the Month (December/January), All-Rookie Team (PFWA, Gil Brandt, USA Today, Fox Sports) ... Brian Piccolo Award.

2016 SEASON: Appeared in 15 games (Games 2-16) with 13 starts (Games 4-16) carrying the ball 252 times for 1,313 yards (5.2 avg) and 6 touchdowns ... caught 29 passes for 298 yards (10.3 avg) ... 5.2 rushing average led the NFC ranked 4th in the league overall ... 1,313 yards ranked second in the NFL ... became the first Bears rookie to rush for 100+ yards in each of his first two starts ... second-youngest Bear to rush for 1,000 yards in a season (Salaam, 1995) ... first Bears rookie to rush for over 100 yards in 7 games ... scored 3 touchdowns vs. SF (12/4) which ranks tied for second most by a Bears rookie ... rushed for a career-high 153 yards vs. MIN (10/31), which earned him NFC Offensive Player of the Week and FedEx Ground Player of the Week ... earned Offensive Rookie of the Month for of December/January.



2017 CHICAGO BEARS

Date	W/L	Opp.	Rush	Yards	Avg.	Lg	TD	Rec.	Yards	Avg.	Lg	TD
9/10*	L	ATL	13	52	4.0	11	1	3	14	4.7	9	0
9/17*	L	at TB	9	7	0.8	4	0	0	0	0.0	-	0
9/24*	W	PIT	23	140	6.1	19t	2	5	26	5.2	10	0
9/28*	L	at GB	18	53	2.9	16	1	2	10	5.0	7	0
10/9*	L	MIN	19	76	4.0	13	0	0	0	0.0	-	0
10/15*	W	at BAL	36	167	4.6	53	0	1	9	9.0	9	0
10/22		CAR										
10/29		at NO										
11/12		GB										
11/19		DET										
11/26		at PHI										
12/3		SF										
12/10		at CIN										
12/16		at DET										
12/24		CLE										
12/31		at MIN										
Totals	2-4		118	495	4.2	53	4	11	59	5.4	10	0

*Denotes Game Started

JORDAN HOWARD'S NFL STATISTICS

REGULAR SEASON

Year	Team	GP-GS	Rush	Yds	Avg	Lg	TD	Rec	Yds	Avg	Lg	TD	STT
2016	Chicago	15-13	252	1,313	5.2	69	6	29	298	10.3	34	1	0
2017	Chicago	6-6	118	495	4.2	53	4	11	59	5.4	10	0	0
Totals		21-19	370	1,808	4.9	69	10	40	357	8.9	34	1	0

SEASON / CAREER / PLAYOFF HIGHS

	2017	Career	Playoff
Rushes.....	36, at BAL (10/15)	Same.....	None
Rushing Yards.....	167, at BAL (10/15)	Same.....	None
Longest Run.....	53, at BAL (10/15)	69, vs. MIN (10/31/16)	None
Rushing TDs.....	2, vs. PIT (9/24)	3, vs. SF (12/4)	None
Receptions.....	5, vs. PIT (9/24)	Same.....	None
Receiving Yards.....	26, vs. PIT (9/24)	49, vs. MIN (10/31)	None
Longest Reception.....	10, vs. PIT (9/24)	34, vs. MIN (10/31)	None
Receiving TDs.....	None	1, at IND (10/2)	None



39 EDDIE JACKSON

Ht: 6-0**Wt:** 194**Age:** 24**College:** Alabama**Acquired:** 4th round of the 2017 NFL draft (112th overall)

DEFENSIVE BACK

COLLEGE CAREER: Started 38-of-41 career contests at Alabama, posting 130 tackles, 8.5 TFLs, 14 pass breakups, and 9 interceptions (3 returned for touchdowns) ... Earned second team All-SEC as a senior and first team All-SEC and second-team All-America as a junior... Owns school record for most career interception yards... Led SEC in INTs (6) as a junior.

2017 SEASON: Started six games, recording 23 tackles, 3 pass defenses and 1 TFL.

SENIOR: Selected as one of the Crimson Tide's permanent team captains for the 2016 season ... Earned second team All-SEC honors from the conference coaches, despite playing in only eight games ... Midseason All-American by CBS, ESPN and USA Today ... Suffered a season-ending leg injury against Texas A&M ... owns the Alabama record for career interception return yards with 303 on 9 interceptions ... Registered 24 total tackles and two pass breakups to go with his interception ... Earned UA coaches' defensive player of the week honors for the Western Kentucky matchup and special teams player of the week recognition for his performances at Ole Miss and Tennessee.

JUNIOR: Made the transition to safety in the spring of 2015 and excelled in his new role ... selected to the All-SEC First Team by the conference coaches and Associated Press ... earned second team All-America honors from Walter Camp and the FWAA ... named a third team All-American by the Associated Press ... led the team in interceptions with six -- two picks returned for touchdowns, a forced fumble and fumble recovery to go with his 46 tackles from the starting safety spot ... accumulated 230 return yards on his interceptions, shattering the previous all-time record of 163 by Hootie Ingram in 1952 across Ingram's 10 interceptions ... finished tied for seventh nationally and as the SEC leader for interceptions ... earned FWAA National Defensive Player of the Week honors for his performance at Texas A&M ... one of 16 semifinalists for the Jim Thorpe Award, presented annually to the nation's top defensive back. **SOPHOMORE:** Penciled in to be a starter at cornerback before tearing his ACL in spring practice ... returned to game action on Sept. 6 against FAU and started 10 of 11 games at cornerback, including nine straight ... registered 41 total tackles, including two for loss (-12 yards), one sack (-11 yards), an interception (18 yards), six pass breakups, one recovered fumble (16 yards) and two forced fumbles ... earned Alabama Defensive Player of the Week honors after the FAU and Mississippi State games. **FRESHMAN:** Started four games at cornerback as a true freshman for Alabama and played in seven contests ... finished with 19 tackles, including 16 solo stops and one tackle for loss (3 yards) ... added an interception, a quarterback hurry and three pass breakups ... returned a fumble 35 yards against Chattanooga ... named a Special Teams Player of the Week by the Alabama coaching staff after the Arkansas game.

EDDIE JACKSON'S COLLEGE STATISTICS

Year	Team	GP	GS	Tackles					Interceptions					Fumbles		Misc.
				Tot	S	A	Sk	Yds	No	Yds	Lg	TD	PD	FF	FR	
2013	Alabama	7	4	19	16	3	0.0	0.0	1	0	0	0	3	0	2	1.0
2014	Alabama	11	11	41	32	9	1.0	11.0	1	18	18	0	7	2	1	2.0
2015	Alabama	15	15	46	34	12	0.0	0.0	6	230	2	2	2	1	1	3.0
2016	Alabama	8	8	24	15	9	0.0	0.0	1	55	55	1	2	0	0	2.5
Totals		41	38	130	97	33	1.0	11.0	9	303	55	3	14	3	4	8.5

ADDITIONAL STATS: Punt Returns - 11 returns for 253 yards (23.0 avg), 2 touchdowns



2017 CHICAGO BEARS

Date	W/L	Opponent	Tkls-S	Sk-YL	INT-Yds	PD	FF	FR	TFL
9/10*	L	ATL	3-3	0-0	0-0	0	0	0	0
9/17*	L	at TB	8-7	0-0	0-0	0	0	0	1
9/24*	W	PIT	1-1	0-0	0-0	0	0	0	0
9/28*	L	at GB	1-1	0-0	0-0	1	0	0	0
10/9*	L	MIN	4-2	0-0	0-0	1	0	0	0
10/15*	W	at BAL	6-5	0-0	0-0	1	0	0	0
10/22		CAR							
10/29		at NO							
11/12		GB							
11/19		DET							
11/26		at PHI							
12/3		SF							
12/10		at CIN							
12/16		at DET							
12/24		CLE							
12/31		at MIN							
Totals	2-4		23-19	0-0	0-0	3	0	0	1

*Denotes Game Started


EDDIE JACKSON'S NFL STATISTICS

REGULAR SEASON

Year	Team	GP	GS	Tot	Tackles				Interceptions				Fumbles			Misc.			
					S	A	Sk	Yds	No	Yds	Lg	TD	PD	FF	FR	Yds	TFL	STT	
2017	Chicago	6	6	23	19	4	0	0	0	0	0	-	0	3	0	0	0	1	0

SEASON / CAREER / PLAYOFF HIGHS

	2017	Career	Playoff
Tackles	8, at TB (9/17)	Same	None
Solos	7, at TB (9/17)	Same	None
Tackles For Loss	1, at TB (9/17)	Same	None
Sacks	None	None	None



52 CHRISTIAN JONES

Ht: 6-3**Wt:** 251**Age:** 26**College:** Florida State**Bears Season:** 4**NFL Season:** 4**Acquired:** Undrafted free agent in 2014

LINEBACKER

PRO CAREER: Over four seasons Jones has appeared in 53 contests with 23 starts with the Bears (2014-17) ... owns 233 tackles, 2 sacks, 4 TFLs, 2 fumble recoveries, 1 forced fumble and 5 pass breakups ... also has 27 STTs ... finished third on the Bears in both defensive tackles (98) and special teams tackles (11) in 2014 and placed second in defensive tackles (98) in 2015 ... 196 tackles leads the Bears over the previous two seasons (2014-15).

2017 SEASON: Appeared in six games (three starts), recording 29 tackles, 1 pass defense, 1 forced fumble and 1 STT.

PREVIOUS SEASONS: 2016: Appeared in all 16 games with 2 starts (Games 5&6), recording 8 tackles and 1 pass breakup ... added 11 STTs which ranked 2nd on the team. **2015:** Appeared in 15 contests (Games 1-13 & 15-16), starting at ILB in 13 contests (Games 1-2, 4-10, 12-13 & 15-16), gathering 98 tackles (2nd on the team), 2 TFLs, 1 fumble recovery, 4 pass breakups and 4 STTs ... inactive Game 14. **2014:** Saw action in all 16 contests in his rookie season for Chicago, making 5 starts (Games 6, 8 & 14-16) and finishing third on the team with 98 tackles, including 2 sacks and 2 additional TFLs.

2017 CHICAGO BEARS

Date	W/L	Opponent	Tkls-S	Sk-YL	INT-Yds	PD	FF	FR	TFL
9/10	L	ATL	0-0	0-0	0-0	0	0	0	0
9/17	L	at TB	6-2	0-0	0-0	0	0	0	0
9/24	W	PIT	1-0	0-0	0-0	0	0	0	0
9/28*	L	at GB	5-3	0-0	0-0	0	0	0	0
10/9*	L	MIN	9-5	0-0	0-0	1	0	0	0
10/15*	W	at BAL	8-4	0-0	0-0	0	1	0	0
10/22		CAR							
10/29		at NO							
11/12		GB							
11/19		DET							
11/26		at PHI							
12/3		SF							
12/10		at CIN							
12/16		at DET							
12/24		CLE							
12/31		at MIN							
Totals	1-2		29-14	0-0	0-0	1	1	0	0

*Denotes Game Started

CHRISTIAN JONES' NFL STATISTICS

REGULAR SEASON

Year	Team	GP	GS	Tackles				Interceptions				Fumbles			Misc.			
				Tot	S	A	Sk	Yds	No	Yds	Lg	TD	PD	FF	FR	Yds	TFL	STT
2014	Chicago	16	5	98	54	44	2.0	4.0	0	0	-	0	0	0	1	2	2.0	11
2015	Chicago	15	13	98	70	28	0.0	0.0	0	0	-	0	4	0	1	0	2.0	4
2016	Chicago	16	2	8	5	3	0.0	0.0	0	0	-	0	1	0	0	0	0.0	11
2017	Chicago	6	3	29	14	15	0.0	0.0	0	0	-	0	1	1	0	0	0.0	1
NFL Totals		53	23	233	143	90	2.0	4.0	0	0	0	0	6	1	2	2	4.0	27

SEASON / CAREER / PLAYOFF HIGHS

	2017	Career	Playoff
Tackles	9, vs. MIN (10/9)	18, vs. DET (12/21/14)	None
Solos	5, vs. MIN (10/9)	13, vs. DET (12/21/14)	None
Tackles For Loss	None	1, three times	None
Sacks	None	1, twice	None



44 NICK KWIATKOSKI

Ht: 6-2**Wt:** 242**Age:** 24**College:** West Virginia**Bears Season:** 2**NFL Season:** 2**Acquired:** 4th round of 2016 draft (113th overall)

LINEBACKER

PRO CAREER: Enters second NFL season, appearing in 16 games (8 starts) with the Bears, recording 57 tackles, 5 TFLs, 1 forced fumble, 1 sack, 1 pass break up and 3 STTs.

2017 SEASON: Appeared in two games (one start), recording 5 tackles. Inactive Games 3-6.

2016 SEASON: Recorded 52 tackles, 5 TFLs, 1 forced fumble, 1 sack and 1 pass breakup in 14 games (7 starts) as a rookie ... made 10 tackles vs. SF (12/4) ... posted a team-high in tackles twice (6 vs. TEN 11/27 & 9 at DET 12/11).

2017 CHICAGO BEARS

Date	W/L	Opponent	Tkls-S	Sk-YL	INT-Yds	PD	FF	FR	TFL
9/10	L	ATL	1-0	0-0	0-0	0	0	0	0
9/17*	L	at TB	4-4	0-0	0-0	0	0	0	0
9/24	W	PIT			INACTIVE				
9/28	L	at GB			INACTIVE				
10/9	L	MIN			INACTIVE				
10/15	W	at BAL			INACTIVE				
10/22		CAR							
10/29		at NO							
11/12		GB							
11/19		DET							
11/26		at PHI							
12/3		SF							
12/10		at CIN							
12/16		at DET							
12/24		CLE							
12/31		at MIN							
Totals	0-1		5-4	0-0	0-0	0	0	0	0

*Denotes Game Started


NICK KWIATKOSKI'S CAREER STATISTICS

REGULAR SEASON

Year	Team	Tackles							Interceptions				Fumbles			Misc.		
		GP	GS	Tot	S	A	Sk	Yds	No	Yds	Lg	TD	PD	FF	FR	Yds	TFL	STT
2016	Chicago	14	7	52	39	13	1.0	0.0	0	0	-	0	1	1	0	0	5.0	2
2017	Chicago	2	1	5	4	1	0.0	0.0	0	0	-	0	0	0	0	0	0.0	1
Totals		16	8	57	43	14	1.0	0.0	0	0	-	0	1	1	0	0	5.0	3

SEASON / CAREER / PLAYOFF HIGHS

	2017	Career	Playoff
Tackles	4, at TB (9/17)	10, vs. SF (12/4/16)	None
Solos	4, at TB (9/17)	9, vs. SF (12/4/16)	None
Tackles For Loss	None	2, vs. SF (12/4/16)	None
Sacks	None	1, at DET (12/11/16)	None



22 CRE'VON LEBLANC

Ht: 5-11 **Wt:** 190
Age: 23 **College:** Florida Atlantic
Bears Season: 2 **NFL Season:** 2
Acquired: Acquired from waivers in 2016 (NE)

DEFENSIVE BACK

PRO CAREER: Enters second NFL season, appearing in 19 games with 9 starts, recording 47 tackles, 13 pass break-ups, 2 interceptions and 2 STTs ... Returned an interception for a touchdown at DET (12/11/16), making the Bears the only team in the NFL to have two rookies record a defensive touchdown in 2016 (Leonard Floyd) and the first pair of Bears rookies to record a defensive touchdown since at least 1960.

2017 SEASON: Appeared in six games as a reserve, recording 1 tackle and 2 STTs.

2016 SEASON: Appeared in 13 games (Games 2-14 & 16) with 9 starts (Games 7-14 & 16), recording 46 tackles, 13 pass breakups and 2 interceptions (1 returned for a touchdown) ... 2 interceptions tied for the team lead ... one of two players on Bears team to record a defensive touchdown. GAMES PLAYED-STARTED: 13-9

2017 CHICAGO BEARS

Date	W/L	Opponent	Tkls-S	Sk-YL	INT-Yds	PD	FF	FR	TFL
9/10	L	ATL	0-0	0-0	0-0	0	0	0	0
9/17	L	at TB	1-1	0-0	0-0	0	0	0	0
9/24	W	PIT	0-0	0-0	0-0	0	0	0	0
9/28	L	at GB	0-0	0-0	0-0	0	0	0	0
10/9	L	MIN	0-0	0-0	0-0	0	0	0	0
10/15	W	at BAL	0-0	0-0	0-0	0	0	0	0
10/22		CAR							
10/29		at NO							
11/12		GB							
11/19		DET							
11/26		at PHI							
12/3		SF							
12/10		at CIN							
12/16		at DET							
12/24		CLE							
12/31		at MIN							
Totals	0-0		1-1	0-0	0-0	0	0	0	0

*Denotes Game Started

CRE'VON LEBLANC'S NFL STATISTICS

REGULAR SEASON

Year	Team	GP	GS	Tackles				Interceptions				Fumbles			Misc.			
				Tot	S	A	Sk	Yds	No	Yds	Lg	TD	PD	FF	FR	Yds	TFL	STT
2016	Chicago	13	9	46	36	10	0.0	0.0	2	24	24t	1	13	0	0	0	0.0	0
2017	Chicago	6	0	1	1	0	0.0	0.0	0	0	-	0	0	0	0	0	0.0	2
Totals		19	9	47	37	10	0.0	0.0	2	24	24t	1	13	0	0	0	0.0	2

ADDITIONAL STATS: 2016: 5 punt returns for 43 yards (8.6 avg.)

SEASON / CAREER / PLAYOFF HIGHS

	2017	Career	Playoff
Tackles	1, at TB (9/17)	6, at GB (10/20/16)	None
Solos	1, at TB (9/17)	6, vs. GB (12/18/16)	None
Pass Defenses	None	3, twice	None
Interceptions	None	1, twice	None



72 CHARLES LENO, JR.

Ht: 6-3

Wt: 305

Age: 26

College: Boise State

Bears Season: 4

NFL Season: 4

Acquired: 7th round of the 2014 draft (245th overall)

OFFENSIVE LINE

PRO CAREER: Appeared in 44 contests with 36 starts in four seasons with Chicago (2014-17) ... owns 34 starts at LT and 1 start as a sixth eligible lineman ... in 2015, helped the Bears offense to franchise's fourth-highest single-season gross passing total in 2015 (3,843 yards), fifth-highest single-season net passing total (3,660 yards) and sixth highest total for net yards (5,514) ... made NFL debut on November 9, 2014 at Green Bay ... made first NFL start on November 16, 2014 versus Minnesota as a sixth eligible lineman ... signed a four-year contract extension through 2021 on August 23.


2017 SEASON: Started six games at LT.

PREVIOUS SEASONS: 2016: Started all 16 games at LT ... one of only two offensive players to start every game ... helped pave the way for rookie Jordan Howard to 1,313 rushing yards (2nd in NFL) ... helped the Bears to the 3rd most passing yards (gross and net) in franchise history. **2015:** Appeared in all 16 contests, with 13 starts (Games 4-16) at LT... helped the Bears offense to franchise's fourth-highest single-season gross passing total in 2015 (3,843 yards), fifth-highest single-season net passing total (3,660 yards) and sixth highest total for net yards (5,514). **2014:** Appeared in 6 contests with 1 start in his rookie season with the Bears, spending most of his time as a sixth eligible lineman ... made NFL debut at Green Bay (11/9) and first career start a week later vs. MIN (11/6) as a sixth eligible lineman ... saw action in Games 9-14 ... inactive Games 1-5, 7 and 8 and 16, while active but did not play in Games 6 and 15.

CHARLES LENO'S NFL STATISTICS

REGULAR SEASON

GAMES PLAYED-STARTED - 44-36: 2014 CHI (6-1); 2015 CHI (16-13); 2016 CHI (16-16); 2017 CHI (6-6).

**75** **KYLE LONG****Ht:** 6-6**Age:** 29**Bears Season:** 5**Acquired:** 1st round of the 2013 draft (20th overall)**Wt:** 320**College:** Oregon**NFL Season:** 5**OFFENSIVE LINE**

PRO CAREER: Three-time Pro Bowler, becoming first Bears player since Brian Urlacher (2000-02) to be named to the Pro Bowl in each of his first three professional football seasons and seventh Bears player to accomplish the feat overall (Long, Urlacher, Gale Sayers, Dick Butkus, Mike Ditka, Rick Casares and Harlon Hill) ... first Bears offensive lineman ever to be named to Pro Bowl in each of his first three professional football seasons ... has started 59 games (41 at RG, 16 at RT and 1 at LG) in four NFL seasons (2013-16) with Chicago ... helped pave the way for 1,000-yard rusher three times (M. Forte: 1,339 in 2013 and 1,038 in 2014 and Jordan Howard: 1,313 in 2016) ... named to the PFWA's All-Rookie team in 2013 ... was the first Bears offensive lineman to reach the Pro Bowl since 2006 (R. Brown/O. Kreutz), the first Bears rookie to make the Pro Bowl squad since 2009 (J. Knox) and the first Bears rookie to make the Pro Bowl as a non-specialist since 2000 (B. Urlacher).


2017 SEASON: Started 4 games, Inactive for games 1 and 2.

HONORS AND AWARDS: 2015: Pro Bowl. **2014:** Pro Bowl; second team All-Pro (AP). **2013:** Pro Bowl; All-Rookie (PFWA, Gil Brandt & Mel Kiper).

PREVIOUS SEASONS: 2016: Started 8 games at RG before being put on Injured Reserve. **2015:** Started all 16 games at RT, en route to being named to his third consecutive Pro Bowl ... made his first career start at RT in Week 1 after spending his first two NFL seasons at RG ... helped the Bears offense to franchise's fourth-highest single-season gross passing total in 2015 (3,843 yards). **2014:** Named to second consecutive Pro Bowl after starting 15 contests at RG for the Bears ... inactive Game 15 due to hip injury ... helped pave way for 1,000-yard rusher for second-consecutive season as Matt Forte gained 1,038 yards. **2013:** Earned his first trip to the Pro Bowl and multiple All-Rookie teams after starting all 16 games at RG ... helped the Bears offense set numerous franchise marks including total net yards, gross passing yards, net passing yards, passing touchdowns and first downs gained ... helped the offensive line achieve its lowest sack total (30) since 2008 and its lowest sack percentage (4.9) since 1982.

KYLE LONG'S NFL STATISTICS

GAMES PLAYED-STARTED - 58-58: 2013 CHI (16-16); 2014 CHI (15-15); 2015 CHI (16-16); 2016 CHI (8-8); 2017 CHI (4-4).



70

BOBBY MASSIE

Ht: 6-6**Wt:** 320**Age:** 28**College:** Mississippi**Bears Season:** 2**NFL Season:** 6**Acquired:** Unrestricted free agent in 2016 (ARI)

OFFENSIVE LINE

PRO CAREER: Entering his second season with the Bears, appearing in 75 games with 67 starts in four seasons with the Arizona Cardinals (2012-15) and two with the Bears (2016-17) ... part of an offensive line that allowed just 27 sacks in 2015 (tied for 4th fewest in the NFL) and 28 sacks in 2014 (tied for the 6th fewest in the NFL) ... helped the Cardinals gain 6,692 yards from scrimmage in 2015, which ranked 2nd in the NFL and 2nd in franchise history ... one of six offensive linemen in the NFL that started all 16 contests as rookies in 2012 ... started 3 of 3 postseason contests.


2017 SEASON: Started six games at RT.

PREVIOUS SEASONS: 2016: Started 15 games at right tackle ... inactive Game 10 ... paved the way for rookie Jordan Howard to 1,313 rushing yards (2nd in NFL) ... helped the Bears to the 3rd most passing yards (gross and net) in franchise history. **2015:** Started the Cardinals final 14 games of the regular season and both playoff games at RT... helped Arizona gain 6,692 yards from scrimmage, which ranked 2nd in the NFL and 2nd in franchise annals ... part of an offensive line that allowed just 27 sacks (tied for 4th fewest in the NFL) ... on the reserve/suspended list for the first two games of the season. **2014:** Started every game at RT, the second time in three years ... part of line that allowed just 28 sacks on the season, tied for the 6th fewest in the NFL in 2014. **2013:** Played in 8 games, seeing time at RT and as an eligible extra blocker ... inactive for the first 6 games of the season ... active but DNP vs. Sea (10/17) ... made season debut vs. Atlanta (10/27). **2012:** Started all 16 games at RT in his rookie season ... was the only Cardinals rookie to start every game and was one of six rookie offensive linemen in the NFL to start all 16 games as a rookie.

BOBBY MASSIE'S NFL STATISTICS

REGULAR SEASON

GAMES PLAYED-STARTED - 75-67: 2012 ARI (16-16); 2013 ARI (8-0); 2014 ARI (16-16); 2015 ARI (14-14); 2016 CHI (15-15); 2017 CHI (6-6).



18 TRE McBRIDE

Ht: 6-0**Wt:** 210**Age:** 24**College:** William & Mary**Bears Season:** 1**NFL Season:** 3**Acquired:** Waiver claim in 2017 (TEN)

WIDE RECEIVER

PRO CAREER: Enters his 3rd NFL season... Appeared in 12 games (one start) with the Tennessee Titans (2014-15) and Chicago Bears (2017).

2017 SEASON: Appeared in three game (one start), catching one pass for 18 yards (18.0 avg)...Inactive for Game 1, waived prior to Game 3.

PREVIOUS SEASONS: 2016 - Appeared in two games as a reserve primarily on special teams. Spent the first eight weeks of the season on the Titans' practice squad. **2015** - Played in seven games as a rookie. Returned 10 kickoff for 190 yards and posted two receptions for eight yards with a touchdown. Registered five special teams tackles and a forced fumble on coverage units. Spent the first 10 weeks of the season on the team's practice squad. Collected his first career NFL reception and his first career NFL touchdown against Houston (12/27/15). Made his NFL debut at Jacksonville (11/19/15).

2017 CHICAGO BEARS

Date	W/L	Opp.	Rec	Yds	Avg	Long	TD
9/10	L	ATL					INACTIVE
9/17	L	vs. TB	0	0	0.0	-	0
9/24	W	PIT					NOT WITH TEAM
9/28	L	at GB					PRACTICE SQUAD
10/9	L	MIN	1	18	18.0	18	0
10/15*	W	at BAL	0	0	0.0	-	0
10/22		CAR					
10/29		at NO					
11/12		GB					
11/19		DET					
11/26		at PHI					
12/3		SF					
12/10		at CIN					
12/16		at DET					
12/24		CLE					
12/31		at MIN					

Totals 1-0 **1** **18** **18.0** **18** **0**

*Denotes Game Started

TRE McBRIDE'S NFL STATISTICS

REGULAR SEASON


Year	Team	GP-GS	Rec	Yds	Avg	Lg	TD	Rush	Yds	Avg	Lg	TD	STT
2015	Tennessee	7-0	2	8	4.0	7	1	1	8	8.0	8	0	3
2016	Tennessee	2-0	0	0	0.0	-	0	0	0	0.0	-	0	2
2017	Chicago	3-1	1	18	18.0	18	0	0	0	0.0	-	0	0
NFL totals		12-1	3	26	8.7	18	1	1	8	8.0	8	0	5

SEASON / CAREER / PLAYOFF HIGHS

	2017	Career	Playoff
Receptions.....	1, vs. MIN (10/9)	2, vs. HOU (12/27/15)	None
Receiving Yards.....	18, vs. MIN (10/9)	Same	None
Longest Reception.....	18, vs. MIN (10/9)	Same	None
Receiving TDs.....	None	1, vs. HOU (12/27/15)	None



27 SHERRICK McMANIS



Ht: 6-1 **Wt:** 192
Age: 30 **College:** Northwestern
Bears Season: 6 **NFL Season:** 8
Acquired: Trade with HOU in 2012

DEFENSIVE BACK

PRO CAREER: Appeared in 100 contests (5 starts) over eight seasons with Houston (2010-11) and Chicago (2012-17), recording 29 tackles, 1 interception and 5 pass breakups ... has added 85 STTs, 1 blocked punt (which was returned by the Bears for a touchdown) 1 forced fumble and 2 fumble recoveries on special teams ... also owns 11 kickoff returns for 230 yards (20.9 avg) ... his 68 special teams tackles leads the Bears since joining the team 2012 ... has ranked in the top 3 on the Bears in special teams tackles all five previous seasons with the team (1st in 2016, 1st in 2015, 2nd in 2012 and 2014, 3rd in 2012) ... NFC Special Teams Player of the Week (11/4/12).

2017 SEASON: Appeared in 6 games as a reserve, recording a blocked FG and a fumble recovery on special teams.

2017 CHICAGO BEARS

Date	W/L	Opponent	Tkls-S	Sk-YL	INT-Yds	PD	FF	FR	TFL
9/10	L	ATL	0-0	0-0	0-0	0	0	0	0
9/17	L	at TB	0-0	0-0	0-0	0	0	0	0
9/24	W	PIT	0-0	0-0	0-0	0	0	0	0
9/28	L	at GB	0-0	0-0	0-0	0	0	0	0
10/9	L	MIN	0-0	0-0	0-0	0	0	0	0
10/15	W	at BAL	0-0	0-0	0-0	0	0	0	0
10/22		CAR							
10/29		at NO							
11/12		GB							
11/19		DET							
11/26		at PHI							
12/3		SF							
12/10		at CIN							
12/16		at DET							
12/24		CLE							
12/31		at MIN							
Totals	0-0		0-0	0-0	0-0	0	0	0	0

*Denotes Game Started

SHERRICK McMANIS' NFL STATISTICS


REGULAR SEASON

Year	Team	GP	GS	Tackles					Interceptions					Fumbles			Misc.		
				Tot	S	A	Sk	Yds	No	Yds	Lg	TD	PD	FF	FR	Yds	TFL	STT	
2010	Houston	14	0	2	1	1	0.0	0.0	1	1	1	0	0	1	0	0	0	0.0	11
2011	Houston	9	0	0	0	0	0.0	0.0	0	0	-	0	0	1	0	0	0	0.0	5
2012	Chicago	12	0	0	0	0	0.0	0.0	0	0	-	0	0	0	1	1	0	0.0	10
2013	Chicago	15	1	1	1	0	0.0	0.0	0	0	-	0	1	0	0	0	0	0.0	15
2014	Chicago	12	0	4	3	1	0.0	0.0	0	0	-	0	0	0	1	1	0	0.0	13
2015	Chicago	16	4	19	12	7	0.0	0.0	0	0	-	0	3	0	0	0	0	0.0	17
2016	Chicago	16	0	3	3	0	0.0	0.0	0	0	-	0	0	0	0	0	0	0.0	13
2017	Chicago	6	0	0	0	0	0.0	0.0	0	0	-	0	0	0	0	0	0	0.0	1
Bears totals		77	5	27	19	8	0.0	0.0	0	0	-	0	4	0	2	0	0.0	69	
NFL totals		100	5	29	20	9	0.0	0.0	1	1	1	0	5	1	2	0	0.0	85	

ADDITIONAL STATS: Blocked Punts - 1: 1 at TEN (1/4/12). Blocked Field Goals - 1 VS. PIT (9/24/17). Kickoff Returns - 11 for 230 yards.

SEASON / CAREER / PLAYOFF HIGHS

	2017	Career	Playoff
Tackles	None	6, at DET (10/18/15)	None
Solos	None	5, at DET (10/18/15)	None
Pass Defenses	None	1, five times	None
Interceptions	None	1, vs. NYG (10/10/10)	None



92 PERNELL McPHEE

Ht: 6-3

Wt: 273

Age: 29

College: Mississippi State

Bears Season: 3

NFL Season: 7

Acquired: Unrestricted free agent in 2015 (BAL)

LINEBACKER

PRO CAREER: Appeared in 89 games over seven seasons with the Ravens (2011-14) and Bears (2015-17), starting 19 contests, posting 195 tackles, 30 sacks, 1 interception, 10 pass breakups, 38 TFLs, 6 forced fumbles and 1 fumble recovery ... owns 1 blocked field goal on special teams ... set career highs in tackles (64) and interceptions (1) in his first season as a Bear in 2015 ... helped Ravens to Super Bowl Championship after 2012 season, posting 4 tackles, 1 sack, 2 pass breakups, 1 forced fumble and 1 fumble recovery during the playoff run.

2017 SEASON: Appeared in six games (one start), recording 9 tackles, 3 TFLs and 3 sacks for a loss of 14 yards.

HONORS AND AWARDS: 2016: Ed Block Courage Award.

PREVIOUS SEASONS: 2016: Appeared in 9 games (Games 7-15) after being activated from PUP ... tallied 28 tackles, 4 sacks, 1 TFL and 1 forced fumble ... 4 sacks ranked 3rd on the team despite only seeing action in 9 games.

2015: Saw action in 14 contests (Games 1-8, 10-12 & 14-16) with 12 starts (Games 1-8, 10-12 & 14) at OLB ... gathered 64 tackles (4th on the team), 6 sacks (3rd on the team), 10 TFLs (tied for 2nd on the team), 1 interception, 1 forced fumble and 3 pass breakups ... added blocked field goal in Bears 18-17 victory in Game 5 at Kansas City, the first blocked kick of his career ... named a team captain by his teammates ... missed Games 9 and 13 due to a knee injury ... picked up first career interception in Game 4 vs. Oakland. **2014:** Saw action in all 16 games for the second consecutive season in Baltimore and produced 27 tackles and a career-high 7.5 sacks with 4 pass breakups and 1 FF for a defense that finished second in the league with 49 sacks and allowed the sixth-fewest points per game (18.9) in 2014 ... according to STATS, his 38 combined quarterback knockdowns and hurries in 2014 were 14th most in the NFL. **2013:** Produced 21 tackles, including 13 solo ... added 2 sacks (13 yards), 1 PD and 1 FF in 16 games. **2012:** Appeared in 12 games with 6 starts, missing 4 games with a thigh injury for the Ravens ... produced 21 tackles (18 solo) and 1.5 sacks (12 yards) ... started his first-career NFL game vs. CIN (9/10) ... played in 4 postseason contests, recording 4 tackles, 1 sack, 2 pass breakups, 1 forced fumble and 1 fumble recovery en route to a Super Bowl victory. **2011:** Finished second on the Ravens with 6 sacks for the NFL's third-ranked defense (288.9 ypg) ... led all Ravens rookies with a career-high 23 tackles, while also netting 2 PD, 1 FF and 1 FR ... played in 2 postseason games, tallying 1 pass breakup.



2017 CHICAGO BEARS

Date	W/L	Opponent	Tkls-S	Sk-YL	INT-Yds	PD	FF	FR	TFL
9/10	L	ATL	0-0	0-0	0-0	0	0	0	0
9/17	L	at TB	2-2	0-0	0-0	0	1	0	0
9/24	W	PIT	3-3	1-3	0-0	0	0	0	1
9/28	L	at GB	3-3	1-9	0-0	0	0	0	1
10/9*	L	MIN	1-1	0-0	0-0	0	0	0	0
10/15	W	at BAL	2-2	1-2	0-0	0	0	0	1
10/22		CAR							
10/29		at NO							
11/12		GB							
11/19		DET							
11/26		at PHI							
12/3		SF							
12/10		at CIN							
12/16		at DET							
12/24		CLE							
12/31		at MIN							
Totals	0-1		11-11	3-14	0-0	0	1	0	3

*Denotes Game Started

PERNELL McPHEE'S NFL STATISTICS

REGULAR SEASON


Year	Team	GP	GS	Tackles				Interceptions					Fumbles			Misc.		
				Tot	S	A	Sk	Yds	No	Yds	Lg	TD	PD	FF	FR	Yds	TFL	STT
2011	Baltimore	16	0	23	16	7	6.0	31.0	0	0	0	0	2	1	1	0	4.0	0
2012	Baltimore	12	6	21	18	3	1.5	12.0	0	0	0	0	0	0	0	0	4.0	0
2013	Baltimore	16	0	21	13	8	2.0	13.0	0	0	0	0	1	1	0	0	5.0	0
2014	Baltimore	16	0	27	17	10	7.5	50.0	0	0	0	0	4	1	0	0	11.0	0
2015	Chicago	14	12	64	43	21	6.0	41.0	1	13	13	0	3	0	0	0	10.0	0
2016	Chicago	9	0	28	17	11	4.0	34.0	0	0	-	0	0	1	0	0	1.0	0
2017	Chicago	6	1	11	11	0	3.0	14.0	0	0	-	0	0	1	1	0	3.0	0
Bears totals		29	13	103	71	32	13.0	89.0	1	13	13	0	3	2	0	0	14.0	0
NFL totals		89	19	195	135	60	30.0	195.0	1	13	13	0	10	5	1	0	38.0	0

POSTSEASON

Year	Team	GP	GS	Tackles				Interceptions					Fumbles			Misc.		
				Tot	S	A	Sk	Yds	No	Yds	Lg	TD	PD	FF	FR	Yds	TFL	STT
2011	Baltimore	2	0	0	0	0	0.0	0.0	0	0	0	0	1	0	0	0	0	0
2012	Baltimore	4	0	4	2	2	1.0	9.0	0	0	0	0	2	1	1	0	0	0
2014	Baltimore	2	0	4	0	4	0.5	2.0	0	0	0	0	0	0	0	0	0	0
NFL totals		6	0	8	2	6	1.5	11.0	0	0	0	0	4	1	1	0	0	0

SEASON / CAREER / PLAYOFF HIGHS

	2017	Career	Playoff
Tackles	3, twice	9, twice	3, at DEN (1/12/13)
Solos	3, twice	8, at SEA (9/27/15)	2, at DEN (1/12/13)
Sacks	1, three times	2, four times	1, at DEN (1/12/13)



86 ZACH MILLER

Ht: 6-5**Wt:** 243**Age:** 33**College:** Nebraska-Omaha**Bears Season:** 3**NFL Season:** 6**Acquired:** Waived free agent in 2013 (TB)

TIGHT END

PRO CAREER: Owns 144 receptions for 1,602 yards (11.1 avg) and 15 touchdowns in 64 games (31 starts) over six NFL seasons with the Jaguars (2009-11) and Bears (2015-17) ... coming off of career highs in receptions (47) and yards (486) ... 2015 recipient of the Chicago Bears Brian Piccolo Award.

2017 SEASON: Appeared in six games (four starts), catching 18 passes for 207 yards (11.5 avg) and two touchdowns ... has five games this year with multiple catches ... caught a season-long 29-yard pass at Green Bay to set up a TD right before halftime ... caught Mitchell Trubisky's first career TD pass, a 20-yarder in the fourth quarter against Minnesota at home.

2017 CHICAGO BEARS

Date	W/L	Opp.	Rec	Yds	Avg	Long	TD
9/10*	L	ATL	4	39	9.8	12	0
9/17	L	vs. TB	6	42	7.0	12	0
9/24*	W	PIT	1	17	17.0	17	0
9/28*	L	at GB	2	45	22.5	29	0
10/9*	L	MIN	3	39	13.0	20t	1
10/15	W	at BAL	2	25	12.5	21t	1
10/22		CAR					
10/29		at NO					
11/12		GB					
11/19		DET					
11/26		at PHI					
12/3		SF					
12/10		at CIN					
12/16		at DET					
12/24		CLE					
12/31		at MIN					
Totals	1-3		18	207	11.5	29	2

*Denotes Game Started

ZACH MILLER'S NFL STATISTICS

REGULAR SEASON

Year	Team	GP-GS	Rec	Yds	Avg	Lg	TD
2009	Jacksonville	14-0	21	212	10.1	62	2
2010	Jacksonville	15-5	20	216	10.8	52t	1
2011	Jacksonville	4-0	4	42	10.5	14t	1
2015	Chicago	15-14	34	439	12.9	87t	5
2016	Chicago	10-8	47	486	10.3	34	4
2017	Chicago	6-4	18	207	11.5	29	2
Bears totals		31-26	99	1,132	11.4	87t	11
NFL totals		64-31	144	1,602	11.1	87t	15

ADDITIONAL STATS: Kickoff Returns - 3 for 41 yards: 2009 (2 for 19 yards); 2010 (1 for 22 yards). Rushing - 3 for 12 yards: 2009 (1 for 3 yards); 2010 (2 for 9 yards). Special Teams Tackles - 23: 2009 (9); 2010 (12); 2011 (2).

SEASON / CAREER / PLAYOFF HIGHS

	2017	Career	Playoff
Receptions.....	6, at TB (9/17)	8, twice.....	None
Receiving Yards.....	45, at GB (9/28)	107, at STL (11/15/15)	None
Longest Reception.....	29, at GB (9/28)	87t, at STL (11/15/15)	None
Receivng TDs.....	1, twice.....	2, three times.....	None



33 TAQUAN MIZZELL

Ht: 5-10

Wt: 185

Age: 23

College: Virginia

Bears Season: 1

NFL Season: 1

Acquired: Waiver claim in 2017 (BAL)

RUNNING BACK

PRO CAREER: Undrafted college free agent joins the Bears for his rookie season after a stint with the Ravens.

2017 SEASON: Inactive Games 1, 3-6... Active, but did not play in Game 2.

COLLEGE: Saw action in 46 career games (22 starts) to finish his career as the only player in ACC history with 1,500-plus rushing and 1,500-plus career receiving yards... Recorded 2,075 career rushing yards, 1,560 receiving yards and 683 KOR yards... Ranks No. 2 all time at UVA with 195 receptions, which are the most ever by an ACC running back... Had at least 1 catch in 45-straight games to end his career... Named All-ACC honorable mention in 2016 after playing in all 12 games (11 starts) as a senior... Had a career-high 944 rushing yards and 5 rushing TDs, adding 52 receptions for 404 yards and 2 TDs... Earned third-team All-ACC honors in 2015 after recording 671 rushing yards and 4 TDs, adding 75 receptions for 721 receiving yards (new record by an ACC running back) and 4 TDs... Played in 12 games in 2014, rushing 64 times for 280 yards and 2 TDs, adding 39 receptions for 271 yards... Played in 10 games as a freshman and recorded 45 carries for 184 yards and 1 TD, adding 29 receptions for 164 yards and 1 TD... Graduated with an anthropology degree.

2017 CHICAGO BEARS

Date	W/L	Opp.	Rush	Yards	Avg.	Lg	TD	Rec.	Yards	Avg.	Lg	TD
9/10	L	ATL										
9/17	L	at TB										
9/24	W	PIT										
9/28	L	at GB										
10/9	L	MIN										
10/15	W	at BAL										
10/22		CAR										
10/29		at NO										
11/12		GB										
11/19		DET										
11/26		at PHI										
12/3		SF										
12/10		at CIN										
12/16		at DET										
12/24		CLE										
12/31		at MIN										
Totals	0-0		0	0	0.0	-	0	0	0	0.0	-	0

*Denotes Game Started

TAQUAN MIZZELL'S NFL STATISTICS

REGULAR SEASON

Year	Team	GP-GS	Rush	Yds	Avg	Lg	TD	Rec	Yds	Avg	Lg	TD	STT
2017	Chicago	0-0	0	0	0.0	-	0	0	0	0.0	-	0	0

SEASON / CAREER / PLAYOFF HIGHS

	2017	Career	Playoff
Rushes	None	None	None
Rushing Yards	None	None	None
Longest Run	None	None	None
Rushing TDs	None	None	None
Receptions	None	None	None
Receiving Yards	None	None	None
Longest Reception	None	None	None
Receiving TDs	None	None	None



16 PAT O'DONNELL

Ht: 6-4 **Wt:** 217
Age: 26 **College:** Miami (FL)
Bears Season: 3 **NFL Season:** 4
Acquired: 6th round of the 2014 draft (191st overall)

PUNTER

PRO CAREER: Enters fourth campaign with Chicago (2014-17), hitting 242 punts for 10,751 yards (44.4 gross avg) and landing 85 punts inside the 20 with 16 touchbacks ... 2 blocked punts and 1,048 return yards for a net average of 38.5 in 53 games ... ranks second in net punting average (since 1976) (39.7 in 2015), fourth in gross punting average (44.2 in 2015) and tied for sixth in punts inside the 20 (since 1976) (28 in 2015) in Bears single-season history ... named to the PFWA's and Mel Kiper's ESPN All-Rookie teams following the 2014 season... Adds one 38-yard passing touchdown on a fake punt vs. MIN (10/9/17).

2017 SEASON: In six games, punted 33 times for 1,553 yards (47.1 gross avg) and landed 13 punts inside the 20 with 4 touchbacks.. Threw a 38-yard passing touchdown on fake punt vs. MIN (10/9).

HONORS AND AWARDS: 2014: All-Rookie (PFWA & Mel Kiper).

2017 CHICAGO BEARS

DATE	W/L	Opp.	No.	Yds	Avg	Net	Long	In-20
9/10	L	ATL	5	244	48.8	40.0	69	3
9/17	L	at TB	3	168	56.0	43.7	63	1
9/24	W	PIT	6	267	44.5	42.0	62	2
9/28	L	at GB	3	147	49.0	47.3	59	2
10/9	L	MIN	7	307	43.9	32.3	59	2
10/15	W	at BAL	9	420	46.7	32.0	67	3
10/22		CAR						
10/29		at NO						
11/12		GB						
11/19		DET						
11/26		at PHI						
12/3		SF						
12/10		at CIN						
12/16		at DET						
12/24		CLE						
12/31		at MIN						
Totals			33	1,553	47.1	37.5	69	13

PAT O'DONNELL'S NFL STATISTICS


REGULAR SEASON

Year	Team	GP	Punts	Yds	Avg	Opp Ret	Yds	Net	TB	In-20	Lg	Blk
2014	Chicago	16	71	3,107	43.8	33	335	37.7	3	20	61	1
2015	Chicago	15	70	3,097	44.2	27	197	39.7	4	28	72	1
2016	Chicago	16	68	2,994	44.0	22	282	38.4	5	24	67	0
2017	Chicago	6	33	1,553	47.1	15	234	37.5	4	13	69	0
NFL totals		53	242	10,751	44.4	97	1,048	38.5	16	85	72	2

ADDITIONAL STATS: Special Teams Tackles - 4: 2014 (2); 2015 (2). **Passing - 1** for 1, 38 yards, 1 touchdown.

SEASON / CAREER / PLAYOFF HIGHS

	2017	Career	Playoff
Punts	9, at BAL (10/1/15)	10, at SEA (9/27/15)	None
Punting Yards	420, at BAL (10/15)	477, at SEA (9/27/15)	None
Gross Avg. (Min 4)	48.8, vs. ATL (9/10)	51.3, at ATL (10/12/14)	None
Punts In-the-20	3, twice	4, twice	None
Longest Punt	69, vs. ATL (9/10)	72, at SEA (9/27/15)	None



95 ROY ROBERTSON-HARRIS

Ht: 6-7
Age: 24

Wt: 268
College: UTEP

Acquired: Undrafted free agent in 2016

DEFENSIVE LINE

PRO CAREER: Robertson-Harris joined the team as an undrafted free agent in 2016, appearing in the first three preseason games before he was placed on the illness/non-football injury list... Has appeared in 6 career games, recording 3 tackles with 1 pass defense.

2017 SEASON: Appeared in six games as a reserve, recording 3 tackles, 1 pass defense and 1 STT.

COLLEGE: 2014 all-CUSA honorable mention player who tallied 138 career tackles, 25 TFLs, 10.5 sacks and 9 pass breakups in four seasons at UTEP (2012-15)... Team captain, started all 12 games as a senior... Placed 3rd on the team in tackles with 51, adding 7.5 TFLs, 2.5 sacks and 4 pass breakups... Started 13-of-13 games, posting 36 tackles, 9.5 TFLs, 3.5 sacks, 4 forced fumbles, 3 pass breakups and 1 fumble recovery... Ranked 1st on the team in TFLs, sacks and forced fumbles... 4 forced fumbles ranked tied for 2nd most in the conference... Helped UTEP reach its first Bowl game (New Mexico Bowl) since 2010... Appeared in 12 games with 8 starts as a sophomore... Notched 34 tackles, 3.5 sacks and ranked 2 on the team with 6 TFLs... Added 2 pass breakups and 1 fumble recovery... As a redshirt freshman, played in 10 contests, registering 17 tackles, 2 TFLs and 1 sack... First team all-Area and all-District 5-5A defense selection as a senior at South Grand Prairie H.S. (Grand Prairie, TX)... Collected 75 tackles, 26 TFLs, 9 sacks, 8 pass breakups and 1 fumble recovery... Played defensive end and outside linebacker... Two-time letter winner.

2017 CHICAGO BEARS

Date	W/L	Opponent	Tkls-S	Sk-YL	INT-Yds	PD	FF	FR	TFL
9/10	L	ATL	0-0	0-0	0-0	1	0	0	0
9/17	L	at TB	2-1	0-0	0-0	0	0	0	0
9/24	W	PIT	0-0	0-0	0-0	0	0	0	0
9/28	L	at GB	1-0	0-0	0-0	0	0	0	0
10/9	L	MIN	0-0	0-0	0-0	0	0	0	0
10/15	W	at BAL	0-0	0-0	0-0	0	0	0	0
10/22		CAR							
10/29		at NO							
11/12		GB							
11/19		DET							
11/26		at PHI							
12/3		SF							
12/10		at CIN							
12/16		at DET							
12/24		CLE							
12/31		at MIN							
Totals	0-0		3-1	0-0	0-0	1	0	0	0

*Denotes Game Started


ROY ROBERTSON-HARRIS' NFL STATISTICS

REGULAR SEASON

Year	Team	GP	GS	Tackles				Interceptions				Fumbles			Misc.				
				Tot	S	A	Sk	Yds	No	Yds	Lg	TD	PD	FF	FR	Yds	TFL	STT	
2017	Chicago	6	0	3	1	2	0	0	0	0	0	-	0	1	0	0	0	0	1

SEASON / CAREER / PLAYOFF HIGHS

	2017	Career	Playoff
Tackles	2, at TB (9/17)	None	None
Solos	1, at TB (9/17)	None	None
Sacks	None	None	None

**6****MARK
SANCHEZ****Ht:** 6-2**Wt:** 225**Age:** 31**College:** USC**Bears Season:** 1**NFL Season:** 9**Acquired:** Unrestricted free agent in 2017 (DAL)**QUARTERBACK**

PRO CAREER: Has started 72 of 77 games over eight seasons with the New York Jets, (2009-12), Philadelphia Eagles (2014-15), and Dallas Cowboys (2016), completing 1,295-of-2,285 pass attempts (56.7 percent) for 15,219 yards, 86 touchdowns and 86 interceptions for a QB rating of 73.9.... Has added 449 yards on 169 attempts (2.7 avg) and 13 touchdowns... Owns a 37-35 as a starter... Led the Jets to the AFC championship game as a rookie following the 2009 season and again the following post-season following the 2010 campaign... 2010 AFC Championship appearance made him one of only six rookie quarterbacks in NFL history to lead their team to that fame... Set a career-high in passing yards (3,474) and passing (26) and rushing (6) touchdowns in the 2011 season... Missed the 2013 season due to injury

2017 SEASON: Inactive for games 1-6.

HORNS AND AWARDS: 2009 - PFWA ALL-Rookie Team

PREVIOUS SEASONS: **2016:** Appeared in 2 games as a sub for the Dallas Cowboys, completing 10-of-18 passes (55.6 percent) and 2 interceptions. **2015:** Appeared in 4 games with 2 starts for the Philadelphia Eagles... Completed 59-of-91 passes (64.8 percent) for 616 yards, 4 touchdowns and 4 interceptions for a QB rating of 80.7... Added 22 rushing yards on 6 attempts (3.7 avg). **2014 -** Appeared in 9 games with 8 starts for the Philadelphia Eagles... Completed 198-of-309 passes (64.1 percent) for 2,418 yards, 14 touchdowns and 11 interceptions for a career-high QB rating of 88.4... Added 87 rushing yards on 34 attempts (2.6 avg) and 1 touchdown. **2013 -** Spent the season on Injured Reserve after suffering a shoulder injury during the pre-season. **2012 -** Started 15 games for the New York Jets... Completed 246-of-453 attempts (54.3 percent) for 2,883 yards, 13 touchdowns and 18 interceptions for a QB rating of 66.9... Added 28 rushing yards. **2011 -** Started all 16 games for the New York Jets... Completed 308-of-543 passes for a 3,474 yards (56.7 percent), 26 touchdowns (both career-highs) and 18 interceptions for a QB rating of 78.2... Added 103 rushing yards on 37 attempts (2.8 avg) and 6 touchdowns (career-high). **2010 -** Started all 16 games for the New York Jets... Completed 278-of-507 passes (54.8 percent) for 3,291 yards, 17 touchdowns and 13 interceptions for a QB rating of 75.3... Added 105 yards on the ground on 30 attempts (3.5 avg) and 3 touchdowns... Led the team to the AFC championship game for the second season in a row. **2009 -** Started 15 games as a rookie for the New York Jets... Completed 196-of-364 passes (53.8 percent) for 2,444 yards, 12 touchdowns and 20 interceptions... Added 106 rushing yards on 36 attempts (2.9 avg) and 3 touchdowns... One of only six rookie quarterbacks in league history to lead team to conference championship game.

2017 CHICAGO BEARS

Date	W/L	Opp.	Att	Cmp	Yds	Pct.	TD	INT	Lg	Sk/Lst	Rtg
9/10	L	Atl				INACTIVE					
9/17	L	at TB				INACTIVE					
9/24	W	Pit				INACTIVE					
9/28	L	at GB				INACTIVE					
10/9	L	Min				INACTIVE					
10/15	W	at Bal				INACTIVE					
10/22		Car									
10/29		at NO									
11/12		GB									
11/19		Det									
11/26		at Phi									
12/3		SF									
12/10		at Cin									
12/16		at Det									
12/24		Cle									
12/31		at Min									
Totals	0-0		0	0	0	-	0	0	-	0/0	-



MARK SANCHEZ'S NFL STATISTICS

REGULAR SEASON

Year	Team	GP-GS	Att	Cmp	Pct	Yds	Yds/Att	TD	Int	Lg	Sk-Yds	Rating
2009	N.Y. Jets	15-15	364	196	53.8	2,444	6.7	12	20	65t	26-195	63.0
2010	N.Y. Jets	16-16	507	278	54.8	3,291	6.5	17	13	74t	27-171	75.3
2011	N.Y. Jets	16-16	543	308	56.7	3,474	6.4	26	18	74	39-243	78.2
2012	N.Y. Jets	15-15	453	246	54.3	2,883	6.4	13	18	66	34-209	66.9
2014	Philadelphia	9-8	309	198	64.1	2,418	7.8	14	11	72	23-151	88.4
2015	Philadelphia	4-2	91	59	64.8	616	6.8	4	4	43	9-54	80.7
2016	Dallas	2-0	18	10	55.6	93	5.2	0	2	33	3-25	30.3
2017	Chicago	0-0	0	0	0.0	0	0.0	0	0	-	0-0	-
NFL totals		77-72	2,285	1,295	56.7	15,219	6.7	86	86	74t	161-1,048	73.9

Record as Starter: 37-35 (.514) - 2009 (8-7), 2010 (11-5), 2011 (8-8), 2012 (6-9), 2014 (4-4), 2015 (0-2).

ADDITIONAL STATS: Fumbles-Lost -- (51-24): 2009 (10-3), 2010 (9-1), 2011 (10-8), 2011 (10-8), 2012 (14-8), 2014 (7-3), 2015 (1-1).

Year	Team	Rush	Yds	Avg	Lg	TD
2009	N.Y. Jets	36	106	2.9	14t	3
2010	N.Y. Jets	30	105	3.5	20	3
2011	N.Y. Jets	37	103	2.8	25	6
2012	N.Y. Jets	22	28	1.3	8	0
2014	Philadelphia	34	87	2.6	15	1
2015	Philadelphia	6	22	3.7	11	0
2016	Dallas	4	-2	-0.5	1	0
NFL totals		169	449	2.7	25	13

POSTSEASON

Year	Team	GP-GS	Att	Cmp	Pct	Yds	Yds/Att	TD	Int	Lg	Sk-Yds	Rating
2009	N.Y. Jets	3-3	68	41	60.3	539	7.9	4	2	80t	1-7	92.7
2010	N.Y. Jets	3-3	89	54	60.7	616	6.9	5	1	58t	3-19	95.5
NFL totals		6-6	157	95	60.5	1,155	7.4	9	3	80t	4-26	94.3

SEASON / CAREER / PLAYOFF HIGHS

	2017	Career	Playoff
Attempts	None	59, vs. NYG (12/24/11)	33, at PIT (1/23/11)
Completions	None	37, at WAS (12/20/14)	20, at PIT (1/23/11)
Passing Yards	None	374, at WAS (12/20/14)	257, at IND (1/24/10)
TD Passes	None	4, vs. BUF (11/27/11)	3, at NE (1/16/11)
Interceptions	None	5, vs. BUF (10/18/09)	1, three times
Longest Completion	None	74t, at DET (11/7/10)	80t, at IND (1/24/10)



87 ADAM SHAHEEN

Ht: 6-6**Wt:** 278**Age:** 24**College:** Ashland**Acquired:** 2nd round of the 2017 draft (45th overall)

TIGHT END

COLLEGE CAREER: Caught 124 passes for 1,755 yards (14.1 avg) and 26 touchdowns in 31 career games at Ashland ... ranks fifth all time in school history in career receptions, 10th in career receiving yards and 2nd in catches in a season ... caught a school record 4 touchdowns vs. Northwood (10/9/16) ... as a junior he led all Division II tight ends in receptions (52) and yards (867) and led all college football tight ends with 16 touchdown receptions, setting an Ashland single-season record in the process ... set a program record his sophomore year with 70 catches, also good for the highest total for any tight end at any NCAA level in 2015 ... earned American Football Coaches Association (AFCA) Division II Coaches' All-America.

2017 SEASON: Appeared in six games (three starts), catching one pass for 2 yards (2.0 avg) and 1 touchdown ... scored touchdown in his first career start, on his first career reception.

2017 CHICAGO BEARS

Date	W/L	Opp.	Rec	Yds	Avg	Long	TD
9/10	L	ATL	0	0	0.0	-	0
9/17	L	at TB	0	0	0.0	-	0
9/24*	W	PIT	1	2	2.0	2t	1
9/28	L	at GB	0	0	0.0	-	0
10/9*	L	MIN	0	0	0.0	-	0
10/15*	W	at BAL	0	0	0.0	-	0
10/22		CAR					
10/29		at NO					
11/12		GB					
11/19		DET					
11/26		at PHI					
12/3		SF					
12/10		at CIN					
12/16		at DET					
12/24		CLE					
12/31		at MIN					

Totals 2-1 1 2 2.0 2t 1

*Denotes Games Started

ADAM SHAHEEN'S NFL STATISTICS

REGULAR SEASON

Year	Team	GP-GS	Rec	Yds	Avg	Lg	TD
2017	Chicago	6-3	1	2	2.0	2t	1

SEASON / CAREER / PLAYOFF HIGHS

	2017	Career	Playoff
Receptions	1, vs. PIT (9/24)	None	None
Receiving Yards	2, vs. PIT (9/24)	None	None
Longest Reception	2t, vs. PIT (9/24)	None	None
Receiving TDs	1, vs. PIT (9/24)	None	None



88 DION SIMS

Ht: 6-4**Wt:** 271**Age:** 26**College:** Michigan State**Bears Season:** 1**NFL Season:** 5**Acquired:** Unrestricted free agent 2017 (MIA)

TIGHT END

PRO CAREER: Appeared in 62 games (28 starts) in five seasons with Miami Dolphins (2013-16) and Chicago Bears (2017), catching 80 passes for 797 yards (10.0 avg) and 9 touchdowns... 8 touchdowns in Miami ranked second most by a Dolphins tight end since 2013.

2017 SEASON: Started six games, catching 6 passes for 98 yards (16.3 avg) and 1 touchdown ... hauled in a 27-yard touchdown in the overtime win at Baltimore.

2017 CHICAGO BEARS

Date	W/L	Opp.	Rec	Yds	Avg	Long	TD
9/10*	L	ATL	2	31	15.5	22	0
9/17*	L	at TB	0	0	0.0	-	0
9/24*	W	PIT	0	0	0.0	-	0
9/28*	L	at GB	1	8	8.0	8	0
10/9*	L	MIN	1	17	17.0	17	0
10/15*	W	at BAL	2	42	21.0	27t	1
10/22		CAR					
10/29		at NO					
11/12		GB					
11/19		DET					
11/26		at PHI					
12/3		SF					
12/10		at CIN					
12/16		at DET					
12/24		CLE					
12/31		at MIN					

Totals 2-4 **6** **98** **16.3** **27t** **1**

*Denotes Games Started

DION SIMS' NFL STATISTICS

REGULAR SEASON

Year	Team	GP-GS	Rec	Yds	Avg	Lg	TD
2013	Miami	15-5	6	32	5.3	8	1
2014	Miami	14-2	24	284	11.8	38	2
2015	Miami	13-4	18	127	7.1	22	1
2016	Miami	14-11	26	256	9.8	28	4
2017	Chicago	6-6	6	98	16.3	27t	1
NFL totals		62-28	80	797	10.0	38	9


ADDITIONAL STATS: Kickoff Returns - 3 for 17 yards; 2011 (2 for 7 yards); 2014 (1 for 10 yards).

SEASON / CAREER / PLAYOFF HIGHS

	2017	Career	Playoff
Receptions	2, twice.....	4, six times.....	5, at PIT (1/8/17)
Receiving Yards	42, at BAL (10/15).....	58, at NYJ (12/11/14).....	34, at PIT (1/8/17)
Longest Reception	27t, at BAL (10/15).....	38, at JAX (10/26/14).....	17, at PIT (1/8/17)
Receivng TDs	1, at BAL (10/15).....	2, at NYJ (12/17).....	None



71 JOSH SITTON



Ht: 6-3 **Wt:** 318
Age: 31 **College:** UCF
Bears Season: 2 **NFL Season:** 10
Acquired: Waived FA in 2016 (GB)

OFFENSIVE LINE

PRO CAREER: Appeared in 139 games (129 starts) in 10 seasons with the Green Bay Packers (2008-15) and Chicago Bears (2016-17).

2017 SEASON: Started five games at RG, inactive for Game 3.

HONORS AND AWARDS: Pro -Bowl Selection: 2012, 2014, 2015, 2016; 2014 PFWA All-NFL team.

JOSH SITTON'S NFL STATISTICS

REGULAR SEASON

GAMES PLAYED-STARTED - 138-129: 2008 GB (11-2); 2009 GB (16-16); 2010 GB (16-16); 2011 GB (14-14); 2012 GB (16-16); 2013 GB (16-16); 2014 GB (16-16); 2015 GB (16-16); 2016 CHI (13-12); 2017 CHI (5-5).



79 BRADLEY SOWELL

Ht: 6-7 **Wt:** 309
Age: 28 **College:** Mississippi
Bears Season: 1 **NFL Season:** 6
Acquired: Unrestricted free agent signing 2017 (SEA)

OFFENSIVE LINE

PRO CAREER: Appeared in 74 games (21 starts) over 6 seasons with the Indianapolis Colts (2012), Arizona Cardinals (2013-15), Seattle Seahawks (2016) and Chicago Bears (2017)

2017 SEASON: Appeared in six games as a reserve.

BRADLEY SOWELL'S NFL STATISTICS

REGULAR SEASON

GAMES PLAYED-STARTED - 74-21: 2012 IND (10-0); 2013 ARI (16-12); 2014 ARI (16-0); 2015 ARI (16-0); 2016 SEA (10-9); 2017 CHI (6-0).

POSTSEASON

GAMES PLAYED-STARTED - 5-0: 2012 IND (1-0); 2014 ARI (1-0); 2015 ARI (2-0); 2016 SEA (1-0).



53 JOHN TIMU

Ht: 6-0 **Wt:** 246
Age: 25 **College:** Washington
Bears Season: 3 **NFL Season:** 3
Acquired: Undrafted free agent in 2015

LINEBACKER

PRO CAREER: In three seasons with the Bears (2015-17), appeared in 21 contests, with 9 starts, collecting 55 tackles, 5 TFLs, 2 fumble recoveries, 2 STTs and 2 pass breakups... Recorded 2 fumble recoveries at Tampa Bay (12/27/15), becoming first Bears rookie with 2 opponent fumble recoveries in a game since LB Bryan Knight (9/22/02).

2017 SEASON: Appeared in 3 games (2 starts), recording 9 tackles, 1 TFL and 1 pass breakup. Inactive for Game 6.

PREVIOUS SEASONS: 2016: Appeared in 11 games with 4 starts (Games 3 & 11-13), recording 21 tackles, 3 TFLs and 1 pass breakup... Added 2 STTs with ranked tied for 3rd on the team... Spent the first three weeks of the season on the practice squad. **2015-** Appeared in 7 contests, (Games 1-4, & 14-16), with 3 starts at ILB (Games 14-16)... Recorded 25 tackles, 1 TFL and 2 fumble recoveries... Both fumble recoveries came in Game 15 at TB, becoming first Bears rookie with 2 opponent fumble recoveries in a game since LB Bryan Knight (9/22/02)... In first career start (Game 14 at MIN), led team with 9 tackles, including 1 TFL.

2017 CHICAGO BEARS

Date	W/L	Opponent	Tkls-S	Sk-YL	INT-Yds	PD	FF	FR	TFL
9/10	L	ATL			PRACTICE SQUAD				
9/17	L	at TB			PRACTICE SQUAD				
9/24*	W	PIT	2-1	0-0	0-0	1	0	0	0
9/28	L	at GB	3-2	0-0	0-0	0	0	0	0
10/9*	L	MIN	4-3	0-0	0-0	0	0	0	1
10/15	W	at BAL			INACTIVE				
10/22		CAR							
10/29		at NO							
11/12		GB							
11/19		DET							
11/26		at PHI							
12/3		SF							
12/10		at CIN							
12/16		at DET							
12/24		CLE							
12/31		at MIN							
Totals	1-1		9-6	0-0	0-0	1	0	0	1

*Denotes Game Started

JOHN TIMU'S CAREER STATISTICS

REGULAR SEASON		Tackles						Interceptions				Fumbles			Misc.			
Year	Team	GP	GS	Tot	S	A	Sk	Yds	No	Yds	Lg	TD	PD	FF	FR	Yds	TFL	STT
2015	Chicago	7	3	25	22	3	0.0	0.0	0	0	-	0	0	0	2	0	1.0	0
2016	Chicago	11	4	21	15	6	0.0	0.0	0	0	-	0	1	0	0	0	3.0	2
2017	Chicago	3	2	9	6	3	0.0	0.0	0	0	-	0	1	0	0	0	1.0	0
NFL totals		21	9	55	43	12	0.0	0.0	0	0	-	0	2	0	2	0	5.0	2

SEASON / CAREER / PLAYOFF HIGHS		
	2017	Career
Tackles4, vs. MIN (10/9)9, twice
Solos3, vs. MIN (10/9)8, twice
Tackles For Loss1, vs. MIN (10/9)Same
InterceptionsNoneNone
SacksNoneNone
		Playoff
	None
	None
	None
	None



59 DANNY TREVATHAN

Ht: 6-1 **Wt:** 239
Age: 27 **College:** Kentucky
Bears Season: 2 **NFL Season:** 6
Acquired: Unrestricted free agent in 2016 (DEN)

LINEBACKER

PRO CAREER: Started 45-of-64 career games in six seasons with the Denver Broncos (2012-15) and the Chicago Bears (2016-17), producing 383 tackles, 5 sacks, 5 interceptions – including 1 returned for a touchdown – 22 pass breakups, 13 TFLs, 3 forced fumbles and 2 fumble recoveries ... led the Broncos in total tackles (275) over his four seasons with the team (2012-15) ... his 125 tackles in 2013 were the most by a Broncos defender since 2007 ... led the Broncos in tackles twice (125 in 2013 & 109 in 2015) ... appeared in seven postseason contests with six starts... collected 46 tackles, 1 pass breakup, 2 TFLs and 1 fumble recovery during the playoffs ... won Super Bowl 50 with the Broncos.

2017 SEASON: Started five games, recording 35 tackles, 2 sack, 1 fumble recovery and 1 pass breakup... Suspended for game 5.

PREVIOUS SEASONS: 2016: Appeared in 9 games (Games 1-2 & 5-11) with 8 starts (Games 1-2, 5-6 and 8-11) with the Bears, recording 73 tackles, 3 pass breakups, 1 sack and 1 TFL before going on injured reserve. **2015:** Started all 15 games he appeared in for the Super Bowl Champion Denver Broncos ... recorded a team-high 109 tackles, 2 interceptions, 1 interception return for touchdown, 6 pass breakups and 3 TFLs ... started all three of Denver's playoff games, posting a team-high 22 tackles with 1 pass breakup, 1 TFL and 2 fumble recoveries. **2014:** Finished the season with 11 tackles in 3 games (1 start) ... placed on injured reserve December 16 with a knee injury. **2013:** Started 16-of-16 contests for Denver, posting career highs in tackles (125), sacks (2), interceptions (3), pass breakups (10), TFLs (7), forced fumbles (3) and fumble recoveries (1) ... added 4 STTs ... 125 tackles led the Broncos ... appeared in 3 postseason contests, producing 24 tackles and 1 TFL ... made a game-high 12 tackles in Super Bowl XLVIII vs. Seattle (2/2). **2012:** Played in all 16 games for the Broncos as a rookie ... collected 30 tackles, 1 sack, 2 pass breakups and 1 TFL ... added 3 special teams tackles ... finished second among the team's rookies with 30 defensive stops ... saw action in one postseason contest.

2017 CHICAGO BEARS

Date	W/L	Opponent	Tkls-S	Sk-YL	INT-Yds	PD	FF	FR	TFL
9/10*	L	ATL	2-2	0-0	0-0	0	0	0	0
9/17*	L	at TB	4-3	0-0	0-0	1	0	0	0
9/24*	W	PIT	10-8	0-0	0-0	0	0	0	0
9/28*	L	at GB	13-6	0-0	0-0	0	0	0	0
10/9	L	MIN	SUSPENDED						
10/15*	W	at BAL	6-5	1-7	0-0	0	0	1	1
10/22		CAR							
10/29		at NO							
11/12		GB							
11/19		DET							
11/26		at PHI							
12/3		SF							
12/10		at CIN							
12/16		at DET							
12/24		CLE							
12/31		at MIN							
Totals	2-3		35-24	1-7	0-0	1	0	1	1

*Denotes Game Started



DANNY TREVATHAN'S CAREER STATISTICS

REGULAR SEASON


Year	Team	GP	GS	Tackles					Interceptions					Fumbles			Misc.		
				Tot	S	A	Sk	Yds	No	Yds	Lg	TD	PD	FF	FR	Yds	TFL	STT	
2012	Denver	16	0	30	21	9	1.0	0.0	0	0	-	0	2	0	0	0	0	1	3
2013	Denver	16	16	125	85	40	2.0	18.0	3	29	29	0	10	3	1	0	0	7	4
2014	Denver	3	1	11	9	2	0.0	0.0	0	0	-	0	0	0	0	0	0	0	0
2015	Denver	15	15	109	73	36	0.0	0.0	2	39	25t	1	6	0	0	0	0	3	0
2016	Chicago	9	8	73	49	24	1.0	7.0	0	0	-	0	3	0	0	0	0	1	0
2017	Chicago	5	5	35	24	11	1.0	7.0	0	0	-	0	1	0	1	0	0	1	0
Bears totals		14	13	108	73	35	2.0	14.0	0	0	-	0	4	0	1	0	0	2	0
NFL totals		64	45	383	261	122	5.0	32.0	5	68	29	1	22	3	2	0	0	13	7

POSTSEASON

Year	Team	GP	GS	Tackles					Interceptions					Fumbles			Misc.			
				Tot	S	A	Sk	Yds	No	Yds	Lg	TD	PD	FF	FR	Yds	TFL	STT		
2012	Denver	1	0	0	0	0	0.0	0.0	0	0	-	0	0	0	0	0	0	0	0	0
2013	Denver	3	3	24	18	6	0.0	0.0	0	0	-	0	0	0	0	0	0	1	1	
2015	Denver	3	3	22	16	6	0.0	0.0	0	0	-	0	1	0	2	0	0	1	0	
NFL totals		7	6	46	34	12	0.0	0.0	0	0	-	0	1	0	2	0	0	2	1	

SEASON / CAREER / PLAYOFF HIGHS

	2017	Career	Playoff
Tackles	13, at GB (9/28)	19, at IND (11/8/15)	12, vs. SEA (2/2/14)
Solos	8, vs. PIT (9/24)	9, four times	8, twice
Tackles For Loss	1, at BAL (10/15)	2, at HOU (12/22/13)	1, twice
Interceptions	None	1, five times	None
Sacks	1, at BAL (10/15)	1, five times	None



10

MITCHELL
TRUBISKY**Ht:** 6-3**Wt:** 222**Age:** 23**College:** North Carolina**Acquired:** 1st round of the 2017 draft (2nd overall)

QUARTERBACK

COLLEGE CAREER: Started 13-of-34 career games for North Carolina, completing 386-of-572 passes (67.5 pct.) for 4,762 yards, 41 touchdowns and 10 interceptions in three seasons of action ... added 439 rushing yards on 120 attempts (3.7 avg) and 8 touchdowns ... as a junior, was a semifinalist for the Davey O'Brien and Maxwell Awards ... finished his career at North Carolina ranked 5th in passing touchdowns (41), 6th in passing yards (4,762) and 7th in total offense (5,201).

2017 SEASON: Active, but did not play in first four games ... made first career start on Monday Night Football (10/9) vs. MIN, becoming the first Bears rookie to start at QB since Kyle Orton in 2005 ... completed 20-of-41 passes for 241 yards, 2 touchdowns and 1 interception ... carried the ball 7 times for 54 yards (7.7 avg) ... Became the first Bears rookie QB to win their first road start since Craig Krenzel in 2004 (vs. BAL 10/15). Also was the second rookie quarterback to win a game in Baltimore since the franchise moved from Cleveland to Baltimore in 1996.

JUNIOR: Started all 13 games in his first season as a starter for the Tar Heels ... set UNC single-season records for passing yards (3,748), passing touchdowns (30) and total offense (4,056) while completing 304-of-477 (68.0) passes on the year ... set the multi-game school record with 30 consecutive completions over two games (last 18 vs. JMU; first 12 vs. Pitt) ... also set the school record for most passing yards in consecutive games with 885 (432 vs. JMU; 453 vs. Pitt) ... added 308 rushing yards on 93 attempts (3.3 avg) and 5 touchdowns ... set career highs with 453 yards and 5 touchdowns with zero interceptions on 35-of-46 passing vs. Pitt ... was named the Walter Camp offensive player of the week for his performance ... threw for 280 yards and 2 touchdowns on 23-of-39 passing vs. Stanford in the Sun Bowl ... named a semifinalist for Davey O'Brien and Maxwell Awards ... finalist for Johnny Unitas Golden Arm Award.

SOPHOMORE: Appeared in 9 games, completing 40-of-47 passes for 555 yards and 6 touchdowns ... added 16 rushes for 101 yards and 3 touchdowns. **FRESHMAN:** Appeared in 12 games, completing 42-of-78 passes for 459 yards, 4 touchdowns and 4 interceptions ... added 11 rushes for 30 yards.

PERSONAL: Named Mr. Football in the state of Ohio by the Associated Press, an annual award given to the top high school player regardless of division ... ranked the No. 19 quarterback in the country by Scout.com ... prepstar All-Midwest Region ... honorable-mention Parade All-America ... member of the ESPN 300 team ... is the most prolific passer in the Greater Cleveland area, becoming the first to pass for more than 9,000 career yards and more than 4,000 yards as a senior ... rated the No. 1 dual-threat quarterback by 247sports.com and the No. 3 player in Ohio ... passed for 4,063 yards as a senior, including 1,593 in four playoff games ... team finished 12-2 and advanced to the state semifinals ... mentor was 30-8 during his three-years the quarterback ... among the top 10 passers in Ohio history with 9,126 yards and 92 touchdowns.



2017 CHICAGO BEARS

Date	W/L	Opp.	Att	Cmp	Yds	Pct.	TD	INT	Lg	Sk/Lst	Rtg
9/10	L	Atl									
9/27	L	at TB									
9/24	L	Pit									
9/28	L	at GB									
10/9*	L	Min	25	12	128	48.0	1	1	20t	1/7	60.1
10/15*	W	at Bal	16	8	113	50.0	1	0	27t	4/23	94.0
10/22		Car									
10/29		at NO									
11/12		GB									
11/19		Det									
11/26		at Phi									
12/3		SF									
12/10		at Cin									
12/16		at Det									
12/24		Cle									
12/31		at Min									
Totals	1-1		41	20	241	48.8	2	1	27t	5/30	73.3

MITCHELL TRUBISKY'S NFL STATISTICS

REGULAR SEASON

Year	Team	GP-GS	Att	Cmp	Pct	Yds	Yds/Att	TD	Int	Lg	Sk-Yds	Rating
2017	Chicago	2-2	41	20	48.8	241	5.9	2	1	27t	5-30	73.3

Record as Starter: 1-1 (.500) - 2017 (1-1).

ADDITIONAL STATS: Fumbles-Lost -- (3-1): 2017 (3-1). Two point conversions-- 1 (rushing).

Year	Team	Rush	Yds	Avg	Lg	TD
2017	Chicago	7	54	7.7	19	0

SEASON / CAREER / PLAYOFF HIGHS

	2017	Career	Playoff
Attempts	25, vs. MIN (10/9)	Same	None
Completions	12, vs. MIN (10/9)	Same	None
Passing Yards	128, vs. MIN (10/9)	Same	None
TD Passes	1, twice	Same	None
Interceptions	1, vs. MIN (10/9)	Same	None
Longest Completion	27t, at BAL (10/15)	Same	None
Rushing Attempts	4, at BAL (10/15)	Same	None
Rushing Yards	32, at BAL (10/15)	Same	None
Rushing TDs	None	None	None

MITCHELL TRUBISKY'S COLLEGE STATISTICS

Year	Team	GP-GS	Att	Cmp	Pct	Yds	Yds/Att	TD	Int	Lg
2014	North Carolina	12-0	78	42	53.8	459	5.9	5	4	39
2015	North Carolina	9-0	47	40	85.1	555	11.8	6	0	64
2016	North Carolina	13-13	447	304	68.0	3,748	8.4	30	6	75
Totals		34-13	572	386	67.5	4,762	8.3	41	10	75

Year	Team	Rush	Yds	Avg	Lg	TD
2014	North Carolina	11	30	2.7	16	0
2015	North Carolina	16	101	6.3	35	3
2016	North Carolina	93	308	3.3	39	5
Totals		120	439	3.7	39	8



98 MITCH UNREIN

Ht: 6-4**Wt:** 299**Age:** 30**College:** Wyoming**Bears Season:** 2**NFL Season:** 7**Acquired:** Waived free agent in 2015 (SD)

DEFENSIVE LINE

PRO CAREER: Appeared in 89 games with 19 starts over seven seasons with the Denver Broncos (2011-14), San Diego Chargers (2015) and Chicago Bears (2015-17), recording 129 tackles, 5 TFLs, 2 sacks and 1 fumble recovery ... saw action in six postseason contests with Denver, recording 6 tackles and 1 TFL.

2017 SEASON: Appeared in 6 games (three starts), recording 15 tackles and 1 TFL.

2017 CHICAGO BEARS

Date	W/L	Opponent	Tkts-S	Sk-YL	INT-Yds	PD	FF	FR	TFL
9/10	L	ATL	3-1	0-0	0-0	0	0	0	0
9/17*	L	at TB	4-3	0-0	0-0	0	0	0	1
9/24*	W	PIT	1-1	0-0	0-0	0	0	0	0
9/28	L	at GB	2-0	0-0	0-0	0	0	0	0
10/9	L	MIN	3-3	0-0	0-0	0	0	0	0
10/15*	W	at BAL	2-2	0-0	0-0	0	0	0	0
10/22		CAR							
10/29		at NO							
11/12		GB							
11/19		DET							
11/26		at PHI							
12/3		SF							
12/10		at CIN							
12/16		at DET							
12/24		CLE							
12/31		at MIN							
Totals	2-1		15-10	0-0	0-0	0	0	0	1

*Denotes Game Started

MITCH UNREIN'S NFL STATISTICS

REGULAR SEASON

Year	Team	GP	GS	Tackles					Interceptions					Fumbles			Misc.			
				Tot	S	A	Sk	Yds	No	Yds	Lg	TD	PD	FF	FR	Yds	TFL	STT		
2011	Denver	14	0	7	5	2	0.0	0.0	0	0	-	0	0	0	0	0	0	0	0	1
2012	Denver	16	2	20	12	8	0.0	0.0	0	0	-	0	0	0	1	n/a	0	0	0	0
2013	Denver	16	1	20	15	5	0.0	0.0	0	0	-	0	0	0	0	0	0	0	0	1.0
2014	Denver	8	0	1	1	0	0.0	0.0	0	0	-	0	0	0	0	0	0	0	0	0.0
2015	TOTAL	16	4	33	20	13	1.0	6.0	0	0	-	0	0	0	0	0	0	0	0	2.0
2016	Chicago	13	9	33	17	16	1.0	3.0	0	0	-	0	0	0	0	0	0	0	0	1.0
2017	Chicago	6	3	15	10	5	0.0	0.0	0	0	-	0	0	0	0	0	0	0	0	0.0
Bears totals		19	12	48	27	21	1.0	3.0	0	0	-	0	0	0	0	0	0	0	0	1.0
NFL totals		89	19	129	80	49	2.0	9.0	0	0	-	0	0	0	1	0	0	0	0	4.0

POSTSEASON

Year	Team	GP	GS	Tackles					Interceptions					Fumbles			Misc.			
				Tot	S	A	Sk	Yds	No	Yds	Lg	TD	PD	FF	FR	Yds	TFL	STT		
2011	Denver	2	0	1	0	1	0	0	0	0	-	0	0	0	0	0	0	0	0	0
2012	Denver	1	0	3	1	2	0	0	0	0	-	0	0	0	0	0	0	0	0	0
2013	Denver	3	0	2	1	1	0	0	0	0	-	0	0	0	0	0	0	0	0	1
NFL Totals		6	0	6	2	4	0	0	0	0	-	0	0	0	0	0	0	0	0	1

SEASON / CAREER / PLAYOFF HIGHS

	2017	Career	Playoff
Tackles	4, at TB (9/17)	5, twice	3, vs. BAL (1/12/13)
Solos	3, twice	4, at MIN (12/20)	1, twice
Sacks	None	1, vs. WAS (12/13)	None
Sack Yards	None	6, vs. WAS (12/13)	None



12 MARKUS WHEATON

Ht: 5-11

Wt: 189

Age: 26

College: Oregon State

Bears Season: 1

NFL Season: 5

Acquired: Unrestricted free agent in 2017 (PIT)

WIDE RECEIVER

PRO CAREER: Owns 108 receptions for 1,517 yards (14.0 avg) and 8 touchdowns in 50 games (22 starts) over four NFL seasons with the Pittsburgh Steelers (2013-16) ... set career-highs in receptions (53) in 2014 and receiving yards (749) and touchdowns (5) in 2015.

2017 SEASON: Appeared in three games as a reserve catching 1 pass for 9 yards (9.0 avg)...Inactive for Games 1-2 and 6.

PREVIOUS SEASONS: 2016: Was limited to four receptions for 51 yards (12.8 avg) and one touchdown in three games (two starts) due to injury with the Pittsburgh Steelers. **2015:** Appeared in 16 games (8 starts) for the Steelers, recording 44 receptions for a career-high 749 yards (17.0 avg) ... also caught a career-high five touchdowns, good for third best on the team. **2014:** Played in 16 games (11 starts) for the Steelers recording a career-high 53 receptions for 644 yards (12.2 avg) and two TDs ... finished fourth on the team in yards and receptions. **2013:** Caught six passes for 64 yards (5.3 avg) as a rookie for the Steelers.

2017 CHICAGO BEARS

Date	W/L	Opp.	Rec	Yds	Avg	Long	TD
9/10	L	ATL			INACTIVE		
9/17	L	at TB			INACTIVE		
9/24	W	PIT	0	0	0.0	-	0
9/28	L	at GB	0	0	0.0	-	0
10/9	L	MIN	1	9	9.0	9	0
10/15	W	at BAL			INACTIVE		
10/22		CAR					
10/29		at NO					
11/12		GB					
11/19		DET					
11/26		at PHI					
12/3		SF					
12/10		at CIN					
12/16		at DET					
12/24		CLE					
12/31		at MIN					
Totals	0-0		1	9	9.0	9	0


MARKUS WHEATON'S NFL STATISTICS

REGULAR SEASON

Year	Team	GP-GS	Rec	Yds	Avg	Lg	TD	Rush	Yds	Avg	Lg	TD	STT
2013	Pittsburgh	12-1	6	64	10.7	21	0	0	0	0.0	-	0	0
2014	Pittsburgh	16-11	53	644	12.2	47t	2	4	19	4.8	12	0	0
2015	Pittsburgh	16-8	44	749	17.0	72t	5	0	0	0.0	-	0	0
2016	Pittsburgh	3-2	4	51	12.8	30t	1	0	0	0.0	-	0	0
2017	Chicago	3-0	1	9	9.0	-	0	0	0	0.0	-	0	0
NFL totals		50-22	108	1,517	14.0	72t	8	4	19	4.8	12	0	0

SEASON / CAREER / PLAYOFF HIGHS

	2017	Career	Playoff
Receptions.....	1, vs. MIN (10/9).....	9, at SEA (11/29/15).....	None
Receiving Yards.....	9, vs. MIN (10/9).....	201, at SEA (11/29/15).....	None
Longest Reception.....	9, vs. MIN (10/9).....	72t, at SD (10/12/15).....	None
Receiving TDs.....	None	1, eight times.....	None



11 KEVIN WHITE

Ht: 6-3**Wt:** 216**Age:** 25**College:** West Virginia**Bears Season:** 3**NFL Season:** 3**Acquired:** 1st round of the 2015 draft (7th overall)

WIDE RECEIVER

PRO CAREER: Started five games in three NFL seasons, catching 21 passes for 193 yards (9.2 avg) ... rushed one time for 9 yards ... spent rookie season on the PUP list.

2017 SEASON: Placed on IR after sustaining an injury in Week one vs. Atlanta ... started in Game 1, catching two passes for six yards.

PREVIOUS SEASONS: 2016: Started the first four games of the season before being placed on Injured Reserve, tallying 19 receptions for 187 yards (9.8 avg) ... rushed once for 9 yards (9.0 avg). **2015:** Spent entire rookie season on the PUP list.

2017 CHICAGO BEARS

Date	W/L	Opp.	Rec	Yds	Avg	Long	TD	
9/10*	L	ATL	2	6	3.0	6	0	
9/17	L	at TB	INJURED RESERVE					
9/24	W	PIT	INJURED RESERVE					
9/28	L	at GB	INJURED RESERVE					
10/9	L	MIN	INJURED RESERVE					
10/15	W	at BAL	INJURED RESERVE					
10/22		CAR						
10/29		at NO						
11/12		GB						
11/19		DET						
11/26		at PHI						
12/3		SF						
12/10		at CIN						
12/16		at DET						
12/24		CLE						
12/31		at MIN						
Totals	0-1		2	6	3.0	-	0	

KEVIN WHITE'S NFL STATISTICS

REGULAR SEASON

Year	Team	GP-GS	Rec	Yds	Avg	Lg	TD	Rush	Yds	Avg	Lg	TD	STT
2016	Chicago	4-4	19	187	9.8	32	0	1	9	9.0	9	0	0
2017	Chicago	1-1	2	6	3.0	6	0	0	0	0.0	-	0	0
Totals		5-5	21	193	9.2	32	0	1	9	9.0	0	0	0

SEASON / CAREER / PLAYOFF HIGHS

	2017	Career	Playoff
Receptions.....	2, vs. ATL (9/10)	6, twice	None
Receiving Yards.....	6, vs. ATL (9/10)	62, at DAL (9/25)	None
Longest Reception.....	6, vs. ATL (9/10)	32, at DAL (9/25)	None
Receiving TDs.....	None	None	None



65 CODY WHITEHAIR

Ht: 6-4

Wt: 310

Age: 25

College: Kansas State

Bears Season: 2

NFL Season: 2

Acquired: 2nd round of the 2016 NFL draft (56th overall)

OFFENSIVE LINE

PRO CAREER: Enters second NFL season and has started all 22 games at center for the Chicago Bears ... paved the way for rookie Jordan Howard to 1,313 rushing yards (2nd in NFL) ... helped the Bears to the third most passing yards (gross and net) in franchise history.

2017 SEASON: Started six games; 5 at C, 1 at LG.

HONORS AND AWARDS: 2016: PFWA All-Rookie Team

2016 SEASON: Started all 16 games as a rookie for the Chicago Bears ... paved the way for rookie Jordan Howard to 1,313 rushing yards (2nd in NFL) ... helped the Bears to the third most passing yards (gross and net) in franchise history.

CODY WHITEHAIR'S NFL STATISTICS

REGULAR SEASON

GAMES PLAYED-STARTED - 22-22: 2016 CHI (16-16); 2017 CHI (6-6).



13 KENDALL WRIGHT

Ht: 5-10**Age:** 28**Bears Season:** 1**Acquired:** Unrestricted free agent in 2017 (TEN)**Wt:** 191**College:** Baylor**NFL Season:** 6

WIDE RECEIVER

PRO CAREER: In his sixth NFL season, has appeared in 72 games (42 starts) hauling in 300 receptions for 3,480 yards (11.6 avg) and 19 touchdowns with the Tennessee Titans (2012-16) and Chicago Bears (2017)... Carried the ball 11 times for 90 yards (8.2 avg)... Made his NFL debut September 9, 2012 vs. New England... Recorded his first 1,000 yard receiving season in 2013 under Bears offensive coordinator Dowell Loggains... Tallied 5 career 100+ yard receiving games in his NFL career... Set career-high in yards (1,079) and receptions (94) in 2013.

2017 SEASON: Played in six games (one start), catching 20 passes for 236 yards (11.8 avg) and 1 touchdown ... made a key leaping 18-yard catch in the overtime win at Baltimore to set up the game-winning field goal.

2017 CHICAGO BEARS

Date	W/L	Opp.	Rec	Yds	Avg	Long	TD
9/10	L	ATL	3	34	11.3	16	0
9/17	L	at TB	7	69	9.9	18	0
9/24	W	PIT	0	0	0.0	-	0
9/28*	L	at GB	4	51	12.8	22	1
10/9	L	MIN	4	46	11.5	13	0
10/15	W	at BAL	2	36	18.0	18	0
10/22		CAR					
10/29		at NO					
11/12		GB					
11/19		DET					
11/26		at PHI					
12/3		SF					
12/10		at CIN					
12/16		at DET					
12/24		CLE					
12/31		at MIN					
Totals	0-1		20	236	11.8	22	1

KENDALL WRIGHT'S NFL STATISTICS

REGULAR SEASON

Year	Team	GP-GS	Rec	Yds	Avg	Lg	TD	Rush	Yds	Avg	Lg	TD
2012	Tennessee	15-5	64	626	9.8	38	4	1	4	4.0	4	0
2013	Tennessee	16-12	94	1,079	11.5	45	2	0	0	-	-	0
2014	Tennessee	14-11	57	715	12.5	48	6	4	54	13.5	38	0
2015	Tennessee	10-9	36	408	11.3	52t	3	5	17	3.4	13	0
2016	Tennessee	11-4	29	416	14.3	48t	3	1	15	15.0	15	0
2017	Chicago	6-1	20	236	11.8	22	1	0	0	0.0	-	0
NFL totals		72-42	300	3,480	11.6	52t	19	11	90	8.2	38	0

SEASON / CAREER / PLAYOFF HIGHS

	2017	Career	Playoff
Receptions.....	7, at TB (9/17).....	12, vs. ARI (12/15/13).....	None
Receiving Yards.....	69, at TB (9/17).....	150, vs. ARI (12/15/13).....	None
Longest Reception.....	22, at GB (9/28).....	52t, at TB (9/13/15).....	None
Receiving TDs.....	1, at GB (9/28).....	2, vs. CLE (10/5/14).....	None



97 WILLIE YOUNG

Ht: 6-4

Wt: 258

Age: 32

College: North Carolina State

Bears Season: 4

NFL Season: 8

Acquired: Unrestricted free agent in 2014 (DET)

LINEBACKER

PRO CAREER: Enters eighth NFL season, recording 240 tackles, 32 sacks, 1 interception, 15 pass breakups, 31 TFLs, 2 forced fumble and 2 fumble recoveries in 96 career games, including 45 starts, with the Detroit Lions (2010-13) and Chicago Bears (2014-17)... Has recorded 24 sacks in his three seasons as a Bear after recording only 6 during his four seasons in Detroit (2010-13)... 24 sacks over the past three seasons leads the Bears... 10 sacks in 2014 were second most by a Bears player in their first season with the team since sacks became an official stat in 1982 behind Mark Anderson's 12 in 2006... Set a career-high for sacks in a game with 3 at IND (10/9/17).

2017 SEASON: Appeared in four games (two starts), recording 7 tackles, 2 sacks and 2 TFLs. Inactive for game 5.

PREVIOUS SEASONS: 2016: Appeared in 16 games with 12 starts (Games 1-2 & 7-16) recording 59 tackles, 7.5 sacks, 3 TFLs, 2 pass breakups and 1 forced fumble... 7.5 sacks led the team... Recorded a career-high 3 sacks at IND (10/9). **2015:** Appeared in 15 contests (Games 1-2 & 4-16) including 8 starts (Games 5-6, 8-9, 11, 13 & 15-16), collecting 47 tackles, 6.5 sacks (second on the team), 1 interception, 12 TFLs (team-high) and 3 pass breakups... Made first career interception in Game 9 at St. Louis... Became 1-of-3 Bears players with a sack in 5- straight games (Games 9-14) along with Brian Urlacher (2000) and Steve McMichael (1983 & 1991) since sacks became an official NFL statistic in 1982... Inactive Game 3. **2014:** Saw action in 15 games with 8 starts ... made 55 tackles – including 10 sacks and 3 TFLs – his first career forced fumble, 3 pass breakups and 13 QB pressures... His 10 sacks were tied for 15th in the NFL and led the Bears... Had 6 sacks total in the previous 4 NFL seasons (2010-13) with Detroit entering 2014... Finished 2nd in tackles (55), tied for 2nd in PBU (3), and 3rd in TFLs (3) amongst Bears defensive linemen... Also blocked a field goal on special teams (Week 4 vs. Green Bay)... Placed on injured reserve on December 23 due to an Achilles injury, causing him to miss the season finale. **2013:** Started 15-of-16 games collecting, 47 tackles, 3 sacks, 5 PBUs, 7 TFLs and 2 FRs. Set career-highs in tackles, PBUs, TFLs, and FRs, and tied his career-high in sacks... His 5 PBUs ranked tied for 8th in the NFL amongst defensive linemen. **2012:** Appeared in 16 contests collecting 11 tackles, 1 PBU and 1 TFL. **2011:** In 14 games, notched 14 tackles, 3 sacks, 1 PBU and 3 TFLs. **2010:** Saw action in 2 games as a rookie.

2017 CHICAGO BEARS

Date	W/L	Opponent	Tkls-S	Sk-VL	INT-Yds	PD	FF	FR	TFL
9/10*	L	ATL	1-1	0-0	0-0	0	0	0	0
9/17	L	at TB	2-2	1-5	0-0	0	0	0	1
9/24	W	PIT	2-1	1-8	0-0	0	0	0	1
9/28*	L	at GB	2-0	0-0	0-0	0	0	0	0
10/9	L	MIN			INACTIVE				
10/15	W	at BAL			INACTIVE				
10/22		CAR							
10/29		at NO							
11/12		GB							
11/19		DET							
11/26		at PHI							
12/3		SF							
12/10		at CIN							
12/16		at DET							
12/24		CLE							
12/31		at MIN							
Totals	0-2		7-4	2-13	0-0	0	0	0	2

*Denotes Game Started



WILLIE YOUNG'S NFL STATISTICS

REGULAR SEASON

Year	Team	GP	GS	Tackles					Interceptions					Fumbles			Misc.			
				Tot	S	A	Sk	Yds	No	Yds	Lg	TD	PD	FF	FR	Yds	TFL	STT		
2010	Detroit	2	0	0	0	0	0.0	0.0	0	0	-	0	0	0	0	0	0	0	0.0	0
2011	Detroit	14	0	14	9	5	3.0	19.0	0	0	-	0	1	0	0	0	0	0	3.0	0
2012	Detroit	16	0	11	7	4	0.0	0.0	0	0	-	0	1	0	0	0	0	0	1.0	0
2013	Detroit	16	15	47	29	18	3.0	20.0	0	0	-	0	5	0	2	0	0	7.0	0	
2014	Chicago	15	8	55	36	19	10.0	65.0	0	0	-	0	3	1	0	0	0	3.0	0	
2015	Chicago	15	8	47	31	16	6.5	50.0	1	39	39	0	3	0	0	0	0	12.0	0	
2016	Chicago	16	12	59	36	23	7.5	43.0	0	0	-	0	2	1	0	0	0	3.0	0	
2017	Chicago	4	3	7	4	3	2.0	13.0	0	0	-	0	0	0	0	0	0	2.0	0	
Bears totals		50	31	168	107	61	26	171.0	1	39	39	0	8	2	0	0	0	20.0	0	
NFL totals		98	46	240	152	88	32	210.0	1	39	39	0	15	2	2	0	0	31.0	0	

POSTSEASON

Year	Team	GP	GS	Tackles					Interceptions					Fumbles			Misc.			
				Tot	S	A	Sk	Yds	No	Yds	Lg	TD	PD	FF	FR	Yds	TFL	STT		
2011	Detroit	1	0	2	1	1	1.0	1.0	0	0	-	0	0	1	0	0	0	0	0	0

SEASON / CAREER / PLAYOFF HIGHS

	2017	Career	Playoff
Tackles	2, three times	8, three times.....	2, at NO (1/7/12)
Solos	1, twice	7, vs. PHI (9/19)	1, at NO (1/7/12)
Sacks	1, twice	3, at IND (10/9).....	1, at NO (1/7/12)