



# BALTIMORE RAVENS PRESS RELEASE

UNDER ARMOUR PERFORMANCE CENTER | 1 WINNING DRIVE | OWINGS MILLS, MD 21117  
PH: 410-701-4000 | BALTIMORERAVENS.COM | TWITTER: @RAVENS

TWO-TIME WORLD CHAMPIONS: SUPER BOWL XXXV (2000) & SUPER BOWL XLVII (2012)



## BALTIMORE RAVENS AT MINNESOTA VIKINGS

(3-3)

WEEK 7 – SUNDAY, OCT. 22, 2017

(4-2)

1 P.M. ET – U.S. BANK STADIUM (66,655)



### JUST THE FACTS

- The Baltimore Ravens (3-3) travel to play the Minnesota Vikings (4-2) on Sunday (Oct. 22) in a 1 p.m. battle at U.S. Bank Stadium. This marks only the second time in franchise history that Baltimore will visit Minnesota, with the last contest taking place in 2009, when the Vikings emerged with an exciting 33-31 victory at the Metrodome.
- The Ravens and Vikings meet for the sixth time ever, with Baltimore holding a 3-2 series edge. These teams last played in 2013, when the Ravens prevailed, 29-26, in a thrilling, snow-filled showdown. In a remarkable game that set an NFL record for the most points scored in the final 2:05 of a game, 5 TDs were scored in a 121-second span, including the winning Ravens' TD with 4 seconds remaining.
- Last Sunday, a dramatic comeback by Baltimore fell short when Chicago won in OT, 27-24, at M&T Bank Stadium. Two Ravens' special teams TDs, including a 77-yard PR by WR Michael Campanaro that tied the game with 1:37 left in regulation, helped Baltimore rebound from a 17-3, third-quarter deficit. However, K Connor Barth kicked a 40-yard FG with 2:08 remaining in OT to lift the visiting Bears to victory. Chicago rode a defense that created 3 turnovers, including 2 interceptions that were converted into TDs.
- In their 22nd year of existence, the Ravens have earned a playoff berth in six of the past nine full seasons. Since head coach John Harbaugh's arrival in 2008, Baltimore has posted the NFL's fourth-most total victories (98), won the league's second-most playoff games (10), advanced to an impressive three AFC Championship contests, and in 2012, captured the World Championship in SB XLVII.

### WEEKLY SCHEDULE

- Wed. Oct. 18:** 11:10 a.m. .... Coach Harbaugh & Players at Podium  
12:40 p.m. .... Practice / Media Viewing  
2:15 p.m. .... Open Locker Room
- Thur. Oct. 19:** 12:40 p.m. .... Practice / Media Viewing  
2:15 p.m. .... Three Coordinators at Podium & Open Locker Room
- Fri. Oct. 20:** 11:15 a.m. .... Practice / Media Viewing  
12:45 p.m. .... Coach Harbaugh at Podium & Player Media Availability

### WEDNESDAY CONFERENCE CALLS

Ravens: Head Coach John Harbaugh at 11:25 a.m. ET  
Vikings: Head Coach Mike Zimmer at 10:45 a.m. ET

### CALLING THE ACTION

Television: CBS/WJZ Ch. 13 (Baltimore)

- Greg Gumbel (play-by-play) - Trent Green (analyst)
- Jamie Erdahl (sideline)
- Ken Mack (producer) - Suzanne Smith (director)

Local Radio: WBAL (1090 AM) & 98Rock (97.9 FM)

- Gerry Sandusky (play-by-play) - Stan White / Todd Heap (analysts)

### COACH HARBS SAYS

#### JOHN HARBAUGH ON BUILDING STRENGTHS & MINIMIZING WEAKNESSES:

"We have to find a way to win the next game. We have to build on our strengths, because there are a lot of things we are doing well. We have to minimize some mistakes we are making. We have to find a way to minimize our weaknesses, because we have weaknesses, like most teams. But, we have to find a way to make those not hurt as much as possible."

### INJURY UPDATE

Standouts on Injured Reserve include six-time Pro Bowl **RG Marshal Yanda** (ankle), **LG Alex Lewis** (shoulder), **DE Brent Urban** (foot), **RB Danny Woodhead** (hamstring) and **CB Tavon Young** (knee). Starting **DT Brandon Williams** (foot) has missed the past four games. Starters **G Matt Skura** (knee), **DT Carl Davis** (hamstring) and **RB Terrance West** (calf) missed Sunday's game vs. Chicago, while **WR Breshad Perriman** (concussion) and **TE Maxx Williams** (ankle) left the Bears contest and didn't return.

### NOTE THE QUOTE

#### QB JOE FLACCO ON BEING MENTALLY TOUGH AFTER A DIFFICULT LOSS:

"It is part of being an NFL player, and it is part of being a leader. You have to deal with the ups and downs of a season and continue to roll through. It is still early, and we are a 3-3 football team. We have to look at ourselves hard and look at ourselves as the reason that we are 3-3 and correct what we can and move forward. It does not feel good. Obviously, losses are going to affect you in a certain way, but we have to keep our heads down and keep going."

### WHAT'S GOING ON?

## RETURN GAME SOARS



#RAVENSFLOCK

12 MICHAEL CAMPANARO

#### TOTAL KICK RETURN TDs / SINCE 2011

Rk.	Team	Return TDs
1.	Minnesota Vikings	12
2.	Baltimore Ravens	10
	Kansas City Chiefs	10
4.	Philadelphia Eagles	9
5.	Denver Broncos	7

✓ The Ravens' 5 kickoff return TDs since 2011 rank second only to Minnesota's 7.

✓ Last Sunday, for the first time in franchise history, the Ravens returned a kickoff & punt for a TD in the same game:

RB Bobby Rainey Jr. (96-yard KOR) & WR Michael Campanaro (77-yard PR)

✓ Only 18 times since the 1970 AFL-NFL merger has a team recorded a punt & kickoff return TD in the same game.



# 2017 RAVENS INFORMATION

## 2017 SCHEDULE & RESULTS (3-3)

Date	Opponent	Result/Time
Sun. Sept. 10	at Cincinnati Bengals	W 20-0
Sun. Sept. 17	CLEVELAND BROWNS	W 24-10
Sun. Sept. 24	at Jacksonville Jaguars	L 7-44
Sun. Oct. 1	PITTSBURGH STEELERS	L 9-26
Sun. Oct. 8	at Oakland Raiders	W 30-17
Sun. Oct. 15	CHICAGO BEARS	L 24-27 (OT)
Sun. Oct. 22	at Minnesota Vikings	1:00 p.m.
Thurs. Oct. 26	MIAMI DOLPHINS	8:25 p.m. (CBS/NFLN)
Sun. Nov. 5*	at Tennessee Titans	1:00 p.m.
Sun. Nov. 12	BYE	
Sun. Nov. 19*	at Green Bay Packers	1:00 p.m.
Mon. Nov. 27	HOUSTON TEXANS	8:30 p.m. (ESPN)
Sun. Dec. 3*	DETROIT LIONS	1:00 p.m.
Sun. Dec. 10*	at Pittsburgh Steelers	8:30 p.m. (NBC)
Sun. Dec. 17*	at Cleveland Browns	1:00 p.m.
Sat. Dec. 23	INDIANAPOLIS COLTS	4:30 p.m. (NFLN)
Sun. Dec. 31*	CINCINNATI BENGALS	1:00 p.m.

\*Flexible Scheduling Games Home Games in CAPS All Times Eastern

## RAVENS' STRONG RETURN GAME

The Ravens have excelled both in the punt and kickoff return game this season. Entering Week 7, Baltimore ranks No. 1 in the NFL in KOR return average (31.9) and No. 3 in PR average (13.8).

### KICKOFF RETURN AVERAGE (2017 Season)

Rk.	Team	Avg.
1.	Baltimore Ravens . . . . .	31.9
2.	Los Angeles Rams . . . . .	30.6
3.	Denver Broncos . . . . .	28.6

### PUNT RETURN AVERAGE (2017 Season)

Rk.	Team	Avg.
1.	Detroit Lions . . . . .	22.6
2.	Philadelphia Eagles . . . . .	16.0
3.	Baltimore Ravens . . . . .	13.8

### Return Quick Hits:

- **WR Michael Campanaro** stands No. 3 in the NFL in punt return average (13.8) this season.
- During the **John Harbaugh** Era (since 2008), the Ravens have produced the NFL's top kickoff return average (25.3).
- The Ravens are the only NFL team with punt & kickoff return TDs in 2017.

## SPOTLIGHT: MIKE WALLACE



**Pos:** WR **Ht:** 6-0 **Wt:** 200 **Exp. (NFL/Ravens):** 9/2  
**College:** Mississippi **Hometown:** New Orleans, LA

**What does it mean to you to eclipse 500 career receptions last week?** "I just play football and just go do it, and whatever happens, happens. I'll be happy at the end of my career. I think I did some good things throughout my career, and that's just another one. Everyone doesn't make it to 500, so it's a blessing."

**What is your favorite thing to do on your off day?** "I play NBA 2K17 pretty much all Monday. I work out, do what I need to do, but after 1 p.m., I'm playing NBA 2K17. No one can beat me on it; I'm the G.O.A.T. I play online all the time, so sometimes I lose. I also play with my friends, but I win 99 percent of the time. I've won 25 in a row before."

**What is your favorite NBA team?** "I just like LeBron James, honestly. I've been a Cavaliers fan for the last two, three years."

**Who would you want on your 3-v-3 basketball team?** "Ronnie Stanley – he looks like he could play basketball; he's probably one of the biggest people on the team. I need the ball in my hands, so I need another tall guy. I'll take Bronson Kaufusi; he can play defense."

**Imagine you're on a desert island for the rest of your life. You can only bring three books, three movies, and three albums. What would you bring?** "If I'm on an island, I just need the Bible, because I'll be doing a lot of praying. My three movies would be: 'Life,' with Martin Lawrence and Eddie Murphy, a season of 'Survivor,' even though that's not a movie, and 'The Jungle Book.' My three albums would be: Lil' Wayne's 'The Carter' and 'The Carter II,' and maybe a podcast on survival."

**If you were in the Olympics, what event would you medal in?** "They would put me on the USA Basketball team."

**What is your go-to karaoke song?** "'Run This Town' by Jay-Z."

**Best advice you've ever been given?** "Stay prayed up. Always pray – that's probably the best advice you could give somebody."

**What is your proudest achievement outside of football?** "Buying my mom a house."

**If you could trade jerseys with any player it would be ...** "Tom Brady – he's the G.O.A.T. He's the best player ever. If you want to get somebody's jersey, you might as well get the best player ever, right?"

**I can't survive without ...** "My wonderful daughters: Maliha (7) and Brooklyn (2)."

## NOTE OF THE WEEK

Two-time Pro Bowler **LB C.J. Mosley** leads the NFL in total tackles (55) entering Week 7, while his 42 solo stops tie (Rams S Mark Barron) for the league's most. Mosley has also tallied 4 TFL, 1 INT, 1 FF and 1 FR for the Ravens' defense.

### NFL'S TACKLES LEADERS / 2017 SEASON

Rk.	Player	Total Tackles	Solo
1.	LB C.J. Mosley (Bal.)	55	42
2.	LB Demario Davis (NYJ)	53	37
3.	S Tyvon Branch (Ari.)	52	37

## DEFENSIVE NUMBERS TO NOTE

### 12

Passes defended by the Ravens' D-line and linebackers this season, tying (NO & Pit.) for the most among all NFL front sevens. (Baltimore's 32 overall PD rank fifth in the league.)

### 14

Turnovers (9 INTs & 5 fumbles) forced by the Ravens in 2017, tying (Detroit) for the NFL's second most entering Week 7 (Jacksonville has 16).

### 33.3

The Ravens' defensive percentage on third down this season, ranking fourth in the NFL (Minnesota is first at 25.0%).

### 35

Total tackles for loss posted by the Ravens' defense this season, tying (Pittsburgh) for the NFL's third most.

### 42

Turnovers the Ravens have forced since the 2016 campaign, ranking as the NFL's most (Kansas City is second with 41).

## 2017 AFC NORTH STANDINGS

Teams	W	L	T	Home	Road	Div.	Con.	PF	PA
Pittsburgh	4	2	0	1-1	3-1	2-0	3-1	118	102
<b>Baltimore</b>	<b>3</b>	<b>3</b>	<b>0</b>	<b>1-2</b>	<b>2-1</b>	<b>2-1</b>	<b>3-2</b>	<b>114</b>	<b>124</b>
Cincinnati	2	3	0	1-2	1-1	1-1	2-2	84	83
Cleveland	0	6	0	0-3	0-3	0-3	0-6	94	157



### **LB C.J. MOSLEY ON THE RAVENS REGROUPING AFTER A TOUGH DEFEAT TO CHICAGO:**

“If you want to be a great team and a great defense, leaders have to make sure that everybody’s in the right mindset. Everybody has to hold themselves accountable. Like [Eric] Weddle said, everybody has to be their biggest critic. You need to figure out what you need to improve on. We’ve got to move on, because it’s still a long season.

One loss doesn’t end our season. [The Chicago game] is one loss against an NFC opponent, so we have to make sure we’re ready for next week.”

### **OLB Terrell Suggs on the Ravens as a team and the defense:**

“I think, still, that we’ve got a really good football team. We’ve just got to get rid of the inconsistencies. You can’t go out and play like we did in Oakland and then come back [and not play well]. We just didn’t play well [against Chicago]. I’m just talking as a defense – that’s all I can speak for. There’s nothing more disappointing in the world than mediocrity. You can’t play good last week, and then we come out here, and we don’t play too good. We gave up a ton of yards rushing. It just sucks, but we’re going to get it fixed. We’re all committed. We all bleed purple and black, and it’s going to stay that way.”

### **DB Lardarius Webb on regrouping after the Chicago loss:**

“This is where our leadership is going to have to step up. We need to keep the young guys’ heads forward, and that’s all we can do right now.”

### **TE Benjamin Watson on how the offense can do a better job of scoring points:**

“It’s a matter of starting fast. [At Oakland in Week 5], we started very fast with a big play. That’s always our goal – to start fast. I think the coaches do a great job of scripting it that way for us to get some chunks early, and then it comes to execution on the field. Everybody has a role to play, and the coaches do a good job of scripting it, but when we get out there, we need to execute it and get the ball moving early. When you look at games, it’s tough in this league to come back when you’re down. So, that’s why it’s very important to be able to start early, score points early on, at least to sustain long drives early in the game.”

### **RB/RS Bobby Rainey Jr., who was signed by the Ravens Oct. 10 and then had a 96-yard KOR-TD last Sunday vs. Chicago:**

“I kind of knew they brought me in here to play. I knew I was coming here to play. In the position I was in, I had to learn quickly. As a professional, you just have to pick up and go. It doesn’t matter what your circumstances are. I knew I had a big role coming in on special teams. In the position I play, I try to bring a spark to the team.”

### **John Harbaugh on Pro Bowler LB C.J. Mosley:**

“He is just a talented guy. He is big, he is fast – he has size and speed – but he’s more athletic. He has great body control. He has great awareness of the game. He has a real feel for leverage, so he is a tough guy to block. He has a knack for getting off blocks and getting to the ball carrier. That is not easy to do. When guys are pulling around on you, you are hitting those guards in the hole. He has a way of slipping those blocks and making plays, which is probably what the great ones do as linebackers.”

### **LB C.J. Mosley on C Ryan Jensen’s aggressive playing style:**

“He’s a great competitor, and you want that kind of play with all your players, especially on the O-line. He’s not going to let anyone [bully] him. He’s always going to get the better end of it. Playing against him in practice, that keeps you aware. Even though you think he’s being a butthole, he’s actually making you better, because you’re protecting yourself. If this happened to me in practice, then it can happen during a game. It’s the way he plays; it makes the other players better.”

### **DT Willie Henry on the potential impact of DT Brandon Williams returning from injury after missing four games:**

“It’ll be a big difference. He’s a guy that demands two blockers at all times. That leaves a lot of one-on-one matchups for the other D-linemen like ‘Sizz’ [Terrell Suggs], [Michael] Pierce and other players that make plays. It keeps linebackers free and clean. It’ll be exciting when he gets back.”

### **Defensive coordinator Dean Pees on where DT Willie Henry has improved from his 2016 rookie season:**

“Just maturity-wise, all the way across the board. When I say ‘maturity,’ I mean that as a football player; I don’t mean that as an immature [person]. Maturity as a football player means you’re now studying it more, you’re into it more, you understand the game plan more, you understand what the guy next to you is doing, ‘How is that going to affect me? Will I affect the linebacker behind me?’ To me, that’s maturity. A mature football player knows what to do [and how it] affects somebody else. He’s just become a good pro.”



# RAVENS / OPPONENT INFORMATION

## 2017 RANKINGS

### DEFENSE

Category	--Ravens--		--Vikings--	
	Stats	Rank	Stats	Rank
Total Defense	330.8	16	295.5	5
Rush Defense	141.3	30	78.7	3
Pass Defense	189.5	5	216.8	14
Points Per Game	20.7	11	17.2	5
3rd-Down Def. %	33.3	4	25.0	1
4th-Down Def. %	50.0	17t	75.0	27t
Red Zone Def. (TD%)	44.4	8t	37.5	4

### OFFENSE

Category	--Ravens--		--Vikings--	
	Stats	Rank	Stats	Rank
Total Offense	289.2	29	356.0	10t
Rush Offense	129.5	7	117.2	12
Pass Offense	159.7	31	238.8	12
Points Per Game	19.0	24	20.3	19
3rd-Down Off. %	34.6	28	43.0	8
4th-Down Off. %	25.0	22t	0.0	26t
Red Zone Off. (TD%)	44.4	28t	50.0	16t

### TEAM

Category	--Ravens--		--Vikings--	
	Stats	Rank	Stats	Rank
Turnover Ratio	+2	10t	+2	10t
Penalties	43	22t	39	13t
Penalty Yards	347	18	378	24

## SERIES HISTORY

- Overall series: Ravens lead, 3-2.
- In Minnesota: Ravens are 0-1.

### RAVENS-VIKINGS SERIES HISTORY

Date	Location	Result	Attendance
12/13/98	Baltimore	Vikings, 38-28	69,074
01/07/02	Baltimore	Ravens, 19-3	69,465
12/25/05	Baltimore	Ravens, 30-23	70,246
10/18/09	Minnesota	Vikings, 33-31	63,689
12/08/13	Baltimore	Ravens, 29-26	70,921

## 200 IN SIGHT FOR RAVENS

The Baltimore Ravens franchise, in its 22nd season of existence, is one win shy of reaching 200 total victories. Since coming to Baltimore in 1996, the Ravens have posted 15 playoff wins (the NFL's fourth most) and 184 regular season victories (the league's eighth most). With a win against Minnesota, Baltimore can become the seventh NFL team to win 200 total games since 1996.

### FRANCHISES WITH 200 TOTAL WINS (Since Ravens' 1996 Inception)

Rk.	Team	Total Wins	Regular Season	Playoffs
1.	New England Patriots	271	243	28
2.	Green Bay Packers	237	220	17
3.	Pittsburgh Steelers	230	213	17
4.	Denver Broncos	226	212	14
5.	Indianapolis Colts	218	206	12
6.	Seattle Seahawks	200	187	13
7.	<b>Baltimore Ravens</b>	<b>199</b>	<b>184</b>	<b>15</b>

## 2017 TEAM LEADERS

### PASSING YARDS (TDs/INTs)

Joe Flacco . . . . .	1,003 (4/8)	Case Keenum . . . . .	1,134 (5/1)
Ryan Mallett . . . . .	36 (1/0)	Sam Bradford . . . . .	382 (3/0)

### RUSHING YARDS (YPC)

Alex Collins . . . . .	335 (6.4)	Dalvin Cook (IR) . . . . .	354 (4.8)
Javorius Allen . . . . .	281 (3.7)	Jerick McKinnon . . . . .	190 (4.5)

### RECEIVING YARDS (CATCHES)

Mike Wallace . . . . .	239 (15)	Adam Thielen . . . . .	489 (38)
Benjamin Watson . . . . .	176 (24)	Stefon Diggs . . . . .	395 (23)
Jeremy Maclin . . . . .	159 (16)	Kyle Rudolph . . . . .	201 (21)

### POINTS

Justin Tucker . . . . .	40	Kai Forbath . . . . .	44
Three Players . . . . .	12	Stefon Diggs . . . . .	24
Six Players . . . . .	6	Jerick McKinnon . . . . .	18

### INTERCEPTIONS (YARDS)

Brandon Carr . . . . .	2 (24)	Harrison Smith . . . . .	3 (25)
Lardarius Webb . . . . .	2 (10)	Trae Waynes . . . . .	2 (21)
Eric Weddle . . . . .	2 (2)	Two Players . . . . .	1 (n/a)

### SACKS (YARDS)

Terrell Suggs . . . . .	4.5 (-24)	Everson Griffen . . . . .	7 (-38)
Three Players . . . . .	2 (n/a)	Danielle Hunter . . . . .	2 (-12)

### TACKLES (SOLO)

C.J. Mosley . . . . .	55 (42)	Eric Kendricks . . . . .	40 (22)
Tony Jefferson . . . . .	30 (21)	Andrew Sendejo . . . . .	37 (25)
Eric Weddle . . . . .	30 (22)	Trae Waynes . . . . .	37 (32)

### GROSS PUNTING (NET)

Sam Koch . . . . .	46.1 (42.4)	Ryan Quigley . . . . .	41.8 (40.5)
--------------------	-------------	------------------------	-------------

### FIELD GOALS (PCT.)

Justin Tucker . . . . .	10/12 (83.3)	Kai Forbath . . . . .	11/12 (91.7)
-------------------------	--------------	-----------------------	--------------

### PUNT RETURN YARDS (AVG.)

M. Campanaro . . . . .	193 (13.8)	Marcus Sherels . . . . .	75 (6.8)
------------------------	------------	--------------------------	----------

### KICKOFF RETURN YARDS (AVG.)

Bobby Rainey Jr. . . . .	191 (38.2)	Jerick McKinnon . . . . .	312 (26.0)
--------------------------	------------	---------------------------	------------

## 2017 TALE OF THE TAPE

Category	Ravens	Vikings
Record . . . . .	3-3	4-2
Current Streak . . . . .	Lost 1	Won 2
Points Scored . . . . .	114	122
TDs Scored . . . . .	12	13
Rushing TDs Scored . . . . .	4	5
Passing TDs Scored . . . . .	5	8
TDs on Returns . . . . .	3	0
Points Against . . . . .	124	103
TDs Allowed . . . . .	14	9
Rushing TDs Allowed . . . . .	4	1
Passing TDs Allowed . . . . .	9	8
TDs on Returns Allowed . . . . .	1	0
Time of Poss. Avg. . . . .	29:48	30:18
KOR Avg. For . . . . .	31.9	25.5
KOR Avg. Against . . . . .	19.4	20.3
PR Avg. For . . . . .	13.8	6.8
PR Avg. Against . . . . .	6.2	4.0
Sacks . . . . .	16	15
Sacks Allowed . . . . .	12	9
Interceptions . . . . .	9	7
Interceptions Thrown . . . . .	8	1
Own Fumbles Lost . . . . .	4	5
Opp. Fumbles Recovered . . . . .	5	1



# RAVENS / OPPONENT INFORMATION

## TOP RAVENS-VIKINGS CONNECTIONS

### PRO CONNECTIONS

- Ravens **WR Mike Wallace** spent 2015 with the Vikings, with whom he registered 473 receiving yards and 2 TDs on 39 catches.
- Vikings **LS Kevin McDermott** joined Baltimore midseason in 2014, while **C Nick Easton** spent the 2015 training camp with the Ravens prior to being traded to San Francisco.
- Ravens strength & conditioning coach **Juney Barnett** spent six seasons (2006-11) with the Vikings as their assistant strength & conditioning coach.
- Baltimore's assistant offensive line coach **Richard Angulo** played professionally for Minnesota from 2004-06, later taking part in the Bill Walsh NFL minority coaching fellowship with the Vikings in the 2013 offseason.

### COLLEGE CONNECTIONS

- Vikings **WR Stefon Diggs** is from Gaithersburg, MD, and played at the University of Maryland from 2012-14.
- Ravens **TE Maxx Williams** played for Minnesota from 2012-14 and prepped at Waconia (MN) HS, where he played quarterback. Maxx's mother (Rochelle, volleyball) and his father (Brian, football) were also athletes at Minnesota.
- Ravens RBs coach **Thomas Hammock** served in the same role at the University of Minnesota from 2007-10, while special teams coordinator/associate head coach **Jerry Rosburg** coached the Gophers' secondary in 1996.
- Vikings special teams coordinator **Mike Priefer** played QB and WR at Navy from 1985-88, prior to flying helicopters as a Naval officer for five years (1989-94) after his graduation. He began his coaching career as a graduate assistant at Navy and later received a master's degree from Maryland in 1997.

### HOMETOWN/HIGH SCHOOL CONNECTIONS

- Ravens special teams coordinator/associate head coach **Jerry Rosburg** was born in Fairmont, MN, and attended Fairmont HS. ... Ravens offensive assistant **Andy Bischoff** began coaching as the O-line coach at Cretin-Derham Hall (St. Paul, MN) HS.
- Ravens **OLB Terrell Suggs** was born in Minneapolis, MN, but moved to Arizona later in his childhood. ... Ravens **RB John Crockett** (practice squad) is from Minneapolis and prepped at Totino-Grace (Fridley, MN) HS.

## STANDOUTS VS. VIKINGS

### CB BRANDON CARR

G	TT	Solo	AS	INT	TD	FF	FR	Sk-Yds	PD
3	18	15	3	1-14	0	0	0	0-0	2

- Carr has never lost to the Vikings, earning wins while with Kansas City (2011) and Dallas (2013 & 2016).

### QB JOE FLACCO

Record	Att.	Cmp.	Pct.	Yds	TDs	INT	Rate
1-1	93	56	60.2	630	5	3	85.0

- Flacco was 28-of-50 for 245 yards, 3 TDs and 3 INTs in the Ravens' thrilling 29-26 victory over Minnesota in 2013. The game was a remarkable contest that set an NFL record for the most points scored in the final 2:05, where 5 TDs were posted in a 121-second span, including the winning Ravens' TD (Flacco's 9-yard pass to WR Marlon Brown with 4 seconds remaining).
- Flacco completed 28 of 43 passes for 385 yards (the third most in Ravens single-game history), 2 TDs and 0 INTs (109.2 rating) in his only game played at Minnesota (10/18/09).

### S TONY JEFFERSON

G	TT	Solo	AS	INT	TD	FF	FR	Sk-Yds	PD
2	6	3	3	0-0	0	0	0	1-2	0

- Jefferson registered a sack in Arizona's 23-20 win over Minnesota during the 2015 campaign.

### OLB TERRELL SUGGS

G	TT	Solo	AS	INT	TD	FF	FR	Sk-Yds	PD
3	15	11	4	0-0	0	0	0	.5-4	0

- Suggs posted a half-sack in the Ravens' 30-23 Christmas Day victory over Minnesota in 2005.

### WR MIKE WALLACE

G	Rec.	Yds	Avg.	LG	TDs	1st	25+
2	8	130	16.3	40t	3	7	1

- In his most recent game vs. Minnesota (2014), Wallace tallied 5 catches for 58 yards and 2 TDs in Miami's 37-35 victory.

### TE BENJAMIN WATSON

G	Rec.	Yds	Avg.	LG	TDs	1st	25+
2	8	105	13.1	40	1	6	1

- While playing for New England in 2006, Watson tallied 7 catches for 95 yards and 1 TD in a 31-7 victory over Minnesota.

## WEEK 6 RECAP VS. CHICAGO

**BEARS 27, RAVENS 24 (OT) • WEEK 6, OCT. 15 • M&T BANK STADIUM**

A dramatic comeback by the Ravens fell short when the Bears won in overtime, 27-24, last Sunday at M&T Bank Stadium. Two Baltimore special teams' TDs, including a 77-yard punt return by **WR Michael Campanaro** that tied the game with 1:37 left in regulation, helped the Ravens rebound from a 17-3, third-quarter deficit. However, K Connor Barth kicked a 40-yard FG with 2:08 remaining in OT to lift the visiting Bears to victory. Chicago rode a defense that created 3 turnovers, including 2 INTs that were converted into TDs. (Both INTs came off passes that deflected off Ravens receivers.) The Bears also depended on a run-driven offense that featured 231 rushing yards, the most ever in a game against the Ravens, including 167 by RB Jordan Howard, whose 53-yard run in OT helped set up the winning FG. After a scoreless first quarter, the Bears took a 3-0 lead on a 24-yard Barth FG. Chicago then used a 21-yard halfback pass from RB Tarik Cohen to TE Zach Miller for the game's first TD and a 10-0 lead. Ravens **K Justin Tucker's** 27-yard FG made the score 10-3 at the half. Rookie QB Mitchell Trubisky, starting the first road game of his career, threw a 27-yard TD to TE Dion Sims to push the Bears' lead to 17-3 in the third period. Ravens **RB Bobby Rainey Jr.**, who had been signed earlier in the week, then brought the home crowd to life with a 96-yard kick return for a score (17-10). (It was the first time in team history that the Ravens returned both a kickoff and punt for touchdowns in the same game.) A 31-yard FG by Tucker brought the Ravens within 4 (17-13) with 11:26 left in the game. Chicago's S Adrian Amos then grabbed a deflected pass off **WR Chris Moore** and raced 90 yards to the end zone, making the score 24-13 with 5:08 remaining. A 50-yard Tucker FG got the Ravens within 8 (24-16) with 2:56 showing on the clock. Campanaro's punt return, followed by **QB Joe Flacco's** 2-point conversion to **TE Nick Boyle**, tied the game at 24 at the end of the fourth quarter. The Ravens had the ball at their 40 on their lone possession in the overtime, but failed to gain a first down. The Bears then used the long run by Howard to move the ball to Baltimore's 40. Trubisky, who completed just 8 of 16 for 113 yards, hit WR Kendall Wright with an 18-yard first-down throw to the Ravens' 23 on a third-and-11 to set up the winning FG.



# RAVENS WINNING WAYS

## TOP FRANCHISES / SINCE 2000

### TOTAL WINS

1. New England Patriots . . . 230
2. Pittsburgh Steelers . . . 194
3. Indianapolis Colts . . . 190
4. Green Bay Packers . . . 187
- 5. BALTIMORE RAVENS . . . 175**
6. Denver/Philadelphia . . 174

### SUPER BOWL BERTHS

1. New England Patriots . . . 7
2. New York Giants . . . . . 3  
Pittsburgh Steelers . . . . . 3  
Seattle Seahawks . . . . . 3
- 5. BALTIMORE RAVENS . . . . . 2**  
Car., Den., Ind. . . . . 2

### SUPER BOWL TITLES

1. New England Patriots . . . 5
- 2. BALTIMORE RAVENS . . . . . 2**  
New York Giants . . . . . 2  
Pittsburgh Steelers . . . . . 2
5. Den., GB, Ind., . . . . . 1  
NO, Sea., TB . . . . . 1

### CONF. TITLE GAMES

1. New England Patriots . . 11
2. Pittsburgh Steelers . . . . . 6
3. Philadelphia Eagles . . . . 5
- 4. BALTIMORE RAVENS . . . . . 4**  
Green Bay Packers . . . . . 4  
Indianapolis Colts . . . . . 4

### WINNING SEASONS

1. New England Patriots . . 16
2. Green Bay Packers . . . . . 14
3. Indianapolis Colts . . . . . 13  
Pittsburgh Steelers . . . . . 13
- 5. BAL., Den., Phi., Sea. . . . . 11**

### PLAYOFF BERTHS

1. New England Patriots . . 14
2. Indianapolis Colts . . . . . 13  
Green Bay Packers . . . . . 13
4. Pittsburgh, Seattle . . . . . 11
- 6. BALTIMORE, Philadelphia . . 10**

### PLAYOFF GAMES

1. New England Patriots . . 34
2. Green Bay Packers . . . . . 24  
Indianapolis Colts . . . . . 24  
Pittsburgh Steelers . . . . . 24
- 5. BALTIMORE, Seattle . . . . . 23**

### PLAYOFF WINS

1. New England Patriots . . 25
- 2. BALTIMORE RAVENS . . . . . 15**  
Pittsburgh Steelers . . . . . 15
4. Seattle Seahawks . . . . . 13
5. Green Bay, Indianapolis . . 12

## SUPER BOWL CHAMPIONS



**LB Ray Lewis - 2000  
Super Bowl XXXV MVP**

In a magnificent effort showcasing thrilling performances by their defense, offense and special teams units, the Baltimore Ravens won Super Bowl XXXV with a 34-7 victory over the New York Giants. Allowing the Giants a meager 152 total net yards, New York's attack crossed midfield just twice, while Baltimore's "D" posted 4 INTs. LB Ray Lewis was named the game's MVP, capping an accolade-filled season in which he was also tabbed the NFL's Defensive Player of the Year.



**QB Joe Flacco - 2012  
Super Bowl XLVII MVP**

Baltimore defeated San Francisco, 34-31, in Super Bowl XLVII, capturing the franchise's second World Championship. After an amazing first-half performance, the Ravens took a commanding 28-6 lead. But following a bizarre, 34-minute power outage that halted play, the 49ers stormed back into contention. Clinging to a 34-29 edge late in the game, the Ravens stood firm on a pivotal goal-line stand, jamming SF on four-straight plays inside the 7-yard line. QB Joe Flacco was named the game's MVP.

## PLAYOFF PERFORMERS

### PLAYOFF WINNING PERCENTAGE (Since 1970 Merger)

Rk.	Team	Record	Pct.
<b>1.</b>	<b>BALTIMORE RAVENS**</b>	<b>15-8</b>	<b>.652</b>
2.	New England Patriots*****	31-18	.633
3.	New York Giants****	20-12	.625
4.	San Francisco 49ers*****	30-19	.612
5.	Pittsburgh Steelers*****	36-23	.610

\* Number of Super Bowl Titles

## JOHN HARBAUGH ERA

(SINCE 2008)

### PLAYOFF BERTHS

1. Green Bay Packers . . . . . 8  
New England Patriots . . . 8
- 3. BALTIMORE RAVENS . . . . . 6**  
Cincinnati Bengals . . . . . 6  
Indianapolis Colts . . . . . 6  
Pittsburgh Steelers . . . . . 6  
Seattle Seahawks . . . . . 6

### TOTAL WINS

1. New England Patriots . . 125
2. Green Bay Packers . . . . 106
3. Pittsburgh Steelers . . . . 105
- 4. BALTIMORE RAVENS . . . . 98**
5. Denver Broncos . . . . . 96
6. Indianapolis Colts . . . . . 94

### PLAYOFF WINS

1. New England Patriots . . 11
- 2. BALTIMORE RAVENS . . . . 10**
3. Green Bay Packers . . . . . 9  
Seattle Seahawks . . . . . 9
5. Pittsburgh Steelers . . . . . 8

### PLAYOFF GAMES

1. New England Patriots . . 17
2. Green Bay Packers . . . . . 16
- 3. BALTIMORE RAVENS . . . . 15**
4. Seattle Seahawks . . . . . 14
5. Pittsburgh Steelers . . . . . 13

### AFC TITLE GAMES

1. New England Patriots . . 6
- 2. BALTIMORE RAVENS . . . . 3**  
Pittsburgh Steelers . . . . . 3
4. Denver Broncos . . . . . 2  
Indianapolis Colts . . . . . 2  
New York Jets . . . . . 2

### PLAYOFF ROAD WINS

- 1. BALTIMORE RAVENS . . . . . 7**
2. Green Bay Packers . . . . . 5
3. New York Jets . . . . . 4
4. San Francisco 49ers . . . . 3
5. NY Giants, Philadelphia . . 2  
Pittsburgh, Seattle . . . . . 2

### REG. SEASON WINS

1. New England Patriots . . 114
2. Green Bay Packers . . . . . 97  
Pittsburgh Steelers . . . . . 97
4. Denver Broncos . . . . . 90
5. Indianapolis Colts . . . . . 89
- 6. BALTIMORE RAVENS . . . . 88**  
Atlanta Falcons . . . . . 88

### REG. SEASON HOME WINS

1. New England Patriots . . 63
2. Green Bay Packers . . . . . 58
- 3. BALTIMORE RAVENS . . . . 55**
4. Pittsburgh Steelers . . . . . 53
5. Seattle Seahawks . . . . . 51
6. Denver, Indianapolis . . . 50  
Minnesota . . . . . 50

## SUPER BOWL SUCCESS

The Baltimore Ravens are one of four franchises (New England, NY Giants and Pittsburgh) to win multiple Super Bowls since 2000.



# HEAD COACH JOHN HARBAUGH

## ALL-TIME RAVENS COACHING RECORDS

John Harbaugh is the third head coach in Baltimore Ravens history. He is the franchise's all-time winningest coach (98 total victories), with Brian Billick (85) ranking second.

**SEASONS**  
RAVENS: 10<sup>TH</sup>  
NFL: 20<sup>TH</sup>

Coach	Seasons	Reg. Season	Playoffs	Total
John Harbaugh	2008-17	88-62	10-5	98-67
Brian Billick	1999-2007	80-64	5-3	85-67
Ted Marchibroda	1996-98	16-31-1	n/a	16-31-1



## HARBAUGH HEAD COACHING RECORDS (2008-17)

- Overall Career Record . . . . . 98-67
- Regular Season Record . . . . . 88-62
- at Home . . . . . 55-20
- on Road . . . . . 33-42
- vs. AFC . . . . . 67-46
- vs. AFC North . . . . . 36-21
- vs. Minnesota Vikings . . . . . 1-1
- vs. NFC . . . . . 21-16
- Playoffs Record . . . . . 10-5
- Home Playoff Games . . . . . 2-0
- Road Playoff Games . . . . . 7-5
- Super Bowl Record . . . . . 1-0

## RAVENS WINS UNDER HARBAUGH

Including playoffs (10-5), the Ravens are 98-67 since **John Harbaugh** became head coach in 2008, producing the NFL's fourth-most total victories. "Harbs" has led the Ravens to 88 regular season wins, tying (Atl.) for sixth most since 2008.

### TOTAL NFL WINS / INCLUDING PLAYOFFS (Since Harbaugh's 2008 Baltimore Arrival)

Rk.	Team	Total Wins
1.	New England Patriots	125
2.	Green Bay Packers	106
3.	Pittsburgh Steelers	105
4.	<b>Baltimore Ravens</b>	<b>98</b>
5.	Denver Broncos	96

## HARBAUGH SEASON-BY-SEASON

Year	Record	Playoffs (Result)
2017	3-3	TBD
2016	8-8	No Playoff Berth
2015	5-11	No Playoff Berth
2014	10-6	1-1 (Advanced to Divisional Round)
2013	8-8	No Playoff Berth
2012	10-6	4-0 (won Super Bowl XLVII)
2011	12-4	1-1 (Advanced to AFC Championship)
2010	12-4	1-1 (Advanced to Divisional Round)
2009	9-7	1-1 (Advanced to Divisional Round)
2008	11-5	2-1 (Advanced to AFC Championship)

## HARBS IS HISTORICALLY GOOD

### MOST PLAYOFF WINS BY A COACH / FIRST NINE SEASONS (Since 1970 Merger)

Coach (Team)	Playoff Wins	Seasons
Joe Gibbs (Was.)	11	1981-89
<b>John Harbaugh (Bal.)</b>	<b>10</b>	<b>2008-16</b>
George Seifert (SF, Car.)	10	1989-96, '99

## THE HARBAUGH FILE

**John Harbaugh** has led the Ravens to a playoff berth in six (2008-12 & 2014) of his nine full seasons in Baltimore, and in 2012, captured the franchise's second Super Bowl title. Under his guidance, the Ravens have secured an appearance in three AFC Championships (2008, 2011 & 2012).

### Here are several Harbaugh quick hits:

- The Ravens are one of seven teams with at least six playoff berths in the past nine seasons (2008-16): GB (8), NE (8), Bal. (6), Cin. (6), Ind. (6), Pit. (6) & Sea. (6).
- The Ravens' 10 playoff wins since 2008 rank second only to New England's 11.
- "Harbs" is the only head coach in NFL history to win a playoff game in each of his first four and five seasons.
- John and his brother, Jim (formerly of the 49ers), are the only head coaches to advance to three conference title games in the first five years as NFL bosses.
- Harbaugh is the only coach in NFL history to win a playoff game in six of the first seven seasons of a coaching career.
- In 2012, Harbaugh became the third coach (with Bill Cowher & Chuck Knox) since the 1970 merger to guide his team to the playoffs in each of his first five seasons.
- Harbaugh owns the second-most playoff wins (10, tied) by a coach in his first nine seasons (since the 1970 merger).
- With the Ravens' 2014 playoff berth, Harbaugh became one of eight coaches in NFL history to make the postseason in six of their first seven seasons coaching.
- For coaches to make the playoffs in at least six of their first nine years, "Harbs" is one of five active coaches to do so (Pete Carroll, Mike McCarthy, Andy Reid & Mike Tomlin).
- Harbaugh, Tom Landry (Dal.) and Tom Coughlin (Jax./NYG) own the most road playoff wins (7) by a HC in NFL history.



# HEAD COACH JOHN HARBAUGH

## ACTIVE HEAD COACH WINNING PERCENTAGE

John Harbaugh owns the fifth-best winning % (.594) among active NFL coaches, compiling a 98-67 record (including playoffs). For head coaches who've coached a minimum of 90 games, he's fourth to Bill Belichick, Mike McCarthy and Mike Tomlin.

### ACTIVE HEAD COACHES / CAREER WINNING PERCENTAGE (Totals Include Regular Season and Playoff Games / Min. 40 Games)

Rk.	Coach	Team	Seasons	Record	Pct.
1.	Bill Belichick	Cle./NE	1991-95, 2000-17	267-127	.678
2.	Mike McCarthy	Packers	2006-17	128-71-1	.643
3.	Mike Tomlin	Steelers	2007-17	115-65	.639
4.	Bruce Arians	Cardinals	2013-17	45-27	.625
5.	<b>John Harbaugh</b>	<b>Ravens</b>	<b>2008-17</b>	<b>98-67</b>	<b>.594</b>
6.	Sean Payton	Saints	2006-17	103-71	.592
7.	Pete Carroll	NYJ/NE/Sea.	'94, '97-99, '10-17	116-81-1	.588

## TRENDS UNDER HARBS

On grass. . . . .	32-26
Artificial turf . . . . .	56-36
September. . . . .	22-11
October. . . . .	15-21
November . . . . .	28-11
December . . . . .	20-17
January . . . . .	3-2
Leading at halftime . . . . .	69-17
Leading After 3 quarters. . . . .	77-14
When scoring first. . . . .	65-19
Positive or even turnover ratio. . . . .	69-25
Scoring 20 or more points . . . . .	71-25
Scoring 30 or more points . . . . .	33-4
Totaling 350 or more net yards. . . . .	47-22
Rushing for 150 or more yards. . . . .	27-5
Holding opp. under 250 net yards . . . . .	31-6
Holding opp. under 21 points. . . . .	71-14
Holding opp. under 15 points. . . . .	53-6

## POSTSEASON SUCCESS: ACTIVE COACHES

### PLAYOFFS WIN PERCENTAGE

Rk.	Coach	Rec.	Pct.
1.	Bill Belichick	26-10	.722
2.	<b>John Harbaugh</b>	<b>10-5</b>	<b>.667</b>
	Dan Quinn	2-1	.667
4.	Sean Payton	6-4	.600
5.	Pete Carroll	10-7	.588

### SUPER BOWL TITLES

1. Bill Belichick . . . . .	5
2. <b>John Harbaugh . . . . .</b>	<b>1</b>
Pete Carroll . . . . .	1
Mike McCarthy . . . . .	1
Sean Payton. . . . .	1
Mike Tomlin. . . . .	1

## HARBAUGH'S PATH TO THE NFL

Team	Position	Years
<b>Baltimore Ravens</b>	<b>Head Coach</b>	<b>2008-17</b>
Philadelphia Eagles	Secondary	2007
Philadelphia Eagles	Special Teams Coord.	1998-2006
Indiana University	DBs/Special Teams Coord.	1997
University of Cincinnati	Assistant Head Coach	1995-96
University of Cincinnati	TEs/OLBs/RBs/Special Teams	1989-94
Morehead State	DBs/ST Coord./S&C Coach	1988
University of Pittsburgh	Tight Ends	1987
Western Michigan	Graduate Assistant	1984-86

## RAVENS UNDER HARBAUGH: SINCE 2008



**AFC TITLE GAMES**  
(2nd Most - tied, Pit.)



**ROAD PLAYOFF WINS**  
(NFL High)



**PLAYOFF WINS**  
(2nd Most, NE - 11)



**WINS AT HOME**  
(3rd Most)



**TOTAL VICTORIES**  
(4th Most)



*"John is the best coach I know, the best I've ever come across or competed against. I'm envious of the grasp he has of the entire game. I think offensively and with quarterback play, I'm right there with him. But I've got a ways to go in terms of special teams and understanding defense the way he does. I'm half as good as John is, but I'm trying."*

*- Jim Harbaugh on his brother, John*



# JERRY ROSBURG & SPECIAL TEAMS NOTES



## ROSBURG LEADS RAVENS SPECIALISTS

**SEASONS**  
**RAVENS: 10TH**  
**NFL: 17TH**

Special teams coordinator/associate head coach **Jerry Rosburg** has guided a stellar special teams group since arriving in Baltimore in 2008. Below are several standout notes about the coach and his successful group of specialists:

### SIX PRO BOWLERS

• Six Ravens have earned eight combined Pro Bowl honors while playing for Rosburg: ST **Brendon Ayanbadejo** (2008), K **Billy Cundiff** (2010), RS **Jacoby Jones** (2012), K **Justin Tucker** (2013 & 2016), LS **Morgan Cox** (2015 & 2016) and P **Sam Koch** (2015).

### PRIME KICKER & PUNTER

• Two-time Pro Bowl K **Justin Tucker**, who Rosburg scouted and helped sign as a rookie free agent, owns the NFL's most FGs (178) since entering the NFL in 2012. With an 89.4% career success mark, "Tuck" is the second-most accurate kicker in league history (178-of-199 on FGAs). Earning his first Pro Bowl nod in 2015, P **Sam Koch**'s 46.7 gross average ranked No. 9 in the NFL that season, while his 42.9 net average was No. 2. In 2014, Koch posted the NFL's No. 3 gross (47.4) and No. 1 net (43.3) averages, both career highs and Ravens records.

### RAVENS' BIG RETURNS

• Led by Pro Bowl RS **Jacoby Jones** in the 2012 Super Bowl season, Baltimore ranked first in the NFL in KOR average (27.3). Jones, who became the first player ever to record dual KORs of at least 105 yards in a career, tied for a league-leading 3 kick return TDs (2 KORs & 1 PR). He also tied an NFL record for longest KOR in a Super Bowl with his 108-yard KOR-TD. (In 2014's game at Pit., he added another 108-yarder to his resume, marking 4 total KOR-TDs over 100 yards in his career.)

### 2017: RAVENS RETURN GAMES SOARS IN WEEK 6 vs. CHICAGO

• In Week 6 vs. Chicago, for the first time in franchise history, the Ravens returned a kickoff and punt return for a TD in the same game. **RB Bobby Rainey Jr.** posted a 96-yard KOR-TD, while **WR Michael Campanaro** registered a 77-yard PR-TD. The Ravens are the first NFL team to have KOR and PR touchdowns in the same game since 2013, when Detroit and Kansas City each accomplished the feat on 12/8/13.

## BALTIMORE BLOCK PARTY

Since 2014, the Ravens have produced the NFL's most blocked kicks (12), including an NFL-high 4 (tied, Mia.) in 2016.

MOST BLOCKED KICKS (Since 2014)			MOST BLOCKED KICKS (2016 Season)		
Rk.	Team	Blocks	Rk.	Team	Blocks
1.	Baltimore	12	1.	Baltimore	4
2.	Philadelphia	11		Miami	4
3.	Miami	10	3.	Five Teams	3

### RAVENS' NFL-HIGH 12 BLOCKS: BREAKDOWN (SINCE 2014)

Total Blocks	12	1st Qtr.	2	When Losing	8
FG Blocks	6	2nd Qtr.	1	When Winning	2
PAT Blocks	3	3rd Qtr.	3	When Tied	2
Punt Blocks	3	4th Qtr.	6	Record w/ Block	7-5



## FIVE STRAIGHT IN THE TOP 5

In the past five full seasons (2012-16), the Ravens' special teams units have consistently been acknowledged as one of the league's best. In the annual special teams report from *The Dallas Morning News*, senior NFL writer Rick Gosselin has ranked Baltimore in the NFL's Top 5 for five-straight seasons. (Gosselin's report is recognized by NFL teams as a special teams measuring stick.)

### RAVENS SPECIAL TEAMS RANKINGS IN THE DALLAS MORNING NEWS' ANNUAL REPORT (Past Five Full Seasons)

Season	Ranking
2016	5th
2015	1st
2014	5th
2013	5th
2012	2nd

No other NFL team has been in the Top 5 in each of the past five full seasons.

## TOP KOR AVERAGE

Since 2008, when **Jerry Rosburg** became the Ravens' ST coordinator, Baltimore owns the NFL's No. 1 KOR average (25.3).

### NFL KICKOFF RETURN AVERAGE (Since 2008 / Rosburg's Baltimore Tenure)

Rk.	Team	KOR	Yards	Avg.	Long	TDs
1.	Baltimore Ravens	419	10,614	25.3	108t	7
2.	Minnesota Vikings	486	11,934	24.6	109t	10
3.	Atlanta Falcons	347	8,367	24.1	102t	1
4.	New York Jets	473	11,286	23.9	107t	6
5.	Seattle Seahawks	425	10,111	23.8	105t	5

# MARTY MORNHINWEG & OFFENSIVE NOTES

## MARTY MANS THE OFFENSE


Marty Mornhinweg was elevated to offensive coordinator on Oct. 10, 2016. A 23-year NFL coaching veteran, Mornhinweg, who joined Baltimore as QBs coach in 2015, is a former head coach of the Lions (2001-02). He has also served as offensive coordinator for the New York Jets (2013-14), Philadelphia Eagles (2004-12) and San Francisco 49ers (1997-2000).

### FIVE PRO BOWLERS

• Throughout his NFL coaching career, five quarterbacks have earned Pro Bowl honors under Mornhinweg's direction: Michael Vick, Donovan McNabb, Steve Young, Jeff Garcia and Brett Favre.

### SEASONS

**RAVENS: 3RD**  
**NFL: 23RD**



## MARTY'S NFL COORDINATOR ROLES

### 1997-2000: 49ers – Offensive Coordinator/QBs Coach

- During this span, SF offense ranked third in total net yards (364.6 ypg), including third in rushing (131.4 ypg) and fifth in passing (233.2 ypg).
- In 1999, the 49ers boasted the NFL's No. 1 rush offense (130.9 ypg).
- In 1998, SF offense ranked No. 1 in the NFL (425.0 ypg), including first in rushing (159.0 ypg) and second in passing (266.0 ypg).

### 2004-12: Eagles – Offensive Coordinator/Asst. Head Coach

- Under Mornhinweg, 10 offensive players earned a total of 17 Pro Bowl honors. Philly set a then-franchise best with 6,386 total net yards in 2011.
- In his first season (2004) guiding the offense, Philadelphia advanced to Super Bowl XXXIX.

### 2013-14: NY Jets – Offensive Coordinator

- Jets ranked third in the NFL rush offense (138.7 ypg) during this span.
- In 2014, helped guide a rushing attack that finished third in the NFL (142.5 ypg) behind RBs Chris Ivory and Chris Johnson.

### 2016: Baltimore Ravens – Offensive Coordinator

- QB Joe Flacco threw for a franchise-record 4,317 yards.

## TOP "O" UNDER HARBAUGH

The Ravens' Top 6 all-time single-game offensive outputs have come during the John Harbaugh/QB Joe Flacco Era, including a 496-yard performance vs. Miami with Marty Mornhinweg as O.C. in 2016.

### RAVENS TOP TOTAL NET YARDS (Single-Game History)

Yards	Game/Date	Results
553	09/25/11 at STL	W, 37-7
548	12/13/09 vs. Det.	W, 48-3
533	12/23/12 vs. NYG	W, 33-14
503	09/23/12 vs. NE	W, 31-30
501	09/13/09 vs. KC	W, 38-24
496	12/04/16 vs. Mia.	W, 38-6

### BALTIMORE RAVENS MOST TOTAL YARDS

(Since 2012 / Past Five Years)
12/23/12 vs. NYG . . . . . 533
09/23/12 vs. NE . . . . . 503
<b>12/04/16 vs. Mia. . . . . 496</b>
09/20/15 at Oak. . . . . 493
10/12/14 at TB . . . . . 475
09/28/14 vs. Car. . . . . 454

## RUN GAME QUICK HITS

- ✓ Under John Harbaugh (since 2008), the Ravens have averaged the NFL's 13th-most rushing yards per game (115.8).
- ✓ Since 2008, the Ravens' 130 rushing TDs rank seventh in the NFL.
- ✓ Under Harbaugh, when rushing for at least 125 yards in a game, the Ravens have produced a 47-9 record. Baltimore is 27-5 when rushing for at least 150 yards during the Harbaugh Era.

## RAVENS' BEST MARKS

With Marty Mornhinweg as a member of the Ravens' coaching staff (QB's coach in 2015 & O.C. for much of 2016), Baltimore tallied the Top 2 net passing yards seasons in team history. (The Ravens also posted the second-most net yards in team history in 2015.)

### RAVENS "O" OUTPUT / SINGLE-SEASON HISTORY

NET PASSING YARDS		TOTAL NET YARDS	
Year	Yards	Year	Yards
2015	4,271	2014	5,838
2016	4,100	2015	5,749
1996	3,978	1996	5,723

## PRIME PROTECTION

Since 2014 (a 54-game span), Baltimore's 88 sacks permitted rank as the NFL's fewest. The Ravens have allowed zero sacks in 13 games since 2014, a mark that ties (Oak.) for the NFL's second most.

### NFL'S FEWEST SACKS ALLOWED / SINCE 2014

Rk.	Team	Sacks
1.	Baltimore Ravens	88
2.	Oakland Raiders	92
3.	New Orleans Saints	93

### ZERO SACKS ALLOWED / GAMES / SINCE 2014

New York Giants	14
<b>Baltimore Ravens</b>	<b>13</b>
Oakland Raiders	13
Cincinnati, Pittsburgh	11

6.4

YPC Rushing  
Average  
NFL High by  
RB Alex Collins in 2017

129.5

Rushing Yards  
Per Game  
by the Ravens in 2017  
(NFL's seventh-best mark)

4,100

2016 Net Passing Yards  
(Second in Team History)

4,317

2016 Flacco Passing Yards  
(Career High & Team Record)

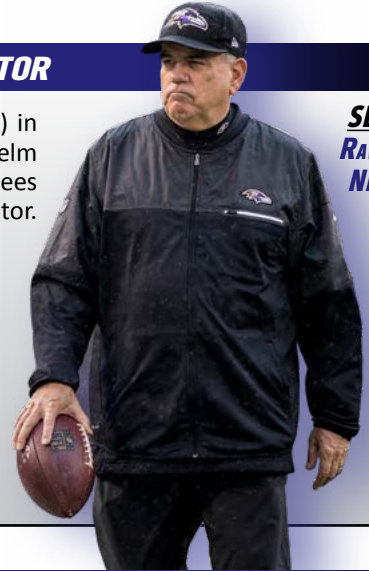


# DEAN PEES & DEFENSIVE NOTES

## PEES A PREMIER DEFENSIVE COORDINATOR

Defensive coordinator **Dean Pees** led the Ravens' seventh-ranked defense (322.1 ypg) in 2016, marking the sixth time a defense has finished in the NFL's Top 10 with Pees at the helm (despite only nine years of D.C. experience). Dating back to 1990 (the past 27 seasons), Pees ranks first (tied, Jim Bates) in percentage of Top 10 finishes (.667) as a defensive coordinator.

**SEASONS**  
RAVENS: 8TH  
NFL: 14TH



### PERCENTAGE OF TOP 10 FINISHES AS A DEFENSIVE COORDINATOR / SINCE 1990 (Minimum Six Years of Coordinator Experience)

Rk.	Defensive Coordinator (Teams)	Pct. of Top 10 Finishes
1.	<b>Dean Pees (NE/Bal.)</b>	<b>.667 (6 of 9)</b>
	Jim Bates (Atl./Mia./GB/Den./TB)	.667 (6 of 9)
3.	Monte Kiffin (Min./NO/TB/Dal.)	.647 (11 of 17)
4.	Dave Campo (Dal./Cle.)	.571 (4 of 7)
	Marvin Lewis (Bal./Was.)	.571 (4 of 7)
	Tim Lewis (Pit./NYG)	.571 (4 of 7)

## DEFENSIVE QUICK HITS

- ✓ *The Ravens are one of three teams (Denver & Seattle) to finish in the Top 10 on defense in each of the past three full seasons.*
- ✓ *Ranking seventh overall (322.1 ypg) in 2016, it marked the 12th time in the past 14 seasons that Baltimore boasted a Top 10 unit.*
- ✓ *In 2016, Baltimore extended its NFL record to 21-consecutive seasons of not permitting over 4.0 yards per carry (3.7 average).*

## 2017 WEEK 1 DEFENSIVE HIGHLIGHTS

- The Ravens' defense dominated in Week 1's 20-0 win over Cincy:
- ✓ It marked the fourth time in team history the Ravens tallied 5 sacks and forced 5 turnovers in a game (last was 9/17/06 vs. Oak., with 6 QB drops, 3 INTs & 2 fumbles).
  - ✓ For the first time in franchise history, Baltimore produced 5 sacks and 4 INTs in a single game.
  - ✓ Only 10 times in the past 10 seasons has an NFL team posted 5 sacks and 4 interceptions in a game.
  - ✓ The performance marked the 18th time in Ravens history the defense forced 5 turnovers. (The Ravens then added a 19th time in Week 2's 24-10 victory over Cleveland.)

## ALL-TIME RAVENS 'D' COORDINATORS

**Dean Pees** is another standout in a long line of great Ravens defensive coordinators, four of whom have gone on to become NFL head coaches: Marvin Lewis (1996-2001), Mike Nolan (2002-04), Rex Ryan (2005-08) and Chuck Pagano (2011).

### RAVENS ALL-TIME DEFENSIVE COORDINATORS

<b>Dean Pees (2012-17)*</b>	Rex Ryan (2005-08)
Chuck Pagano (2011)	Mike Nolan (2002-04)
Greg Mattison (2009-10)	Marvin Lewis (1996-2001)*

\* Super Bowl-winning "D" Coordinator

## GET 'EM OUT

Since **Dean Pees** was named "D" coordinator in 2012, Baltimore has forced the NFL's third-most three-&-outs (256).

### DEFENSIVE THREE-AND-OUTS / SINCE 2012

Rk.	Team	3-&-Out Drives
1.	Denver Broncos	284
2.	Houston Texans	267
3.	<b>Baltimore Ravens</b>	<b>256</b>
4.	New York Jets	255

## RAVENS "D" UNDER HARBAUGH

**Dean Pees** leads a defensive unit that, during the **John Harbaugh** Era (2008-17), has allowed the NFL's second-fewest points (19.2) per game, third-fewest yards (317.5) per game and the second-fewest overall touchdowns (304).

### POINTS PER GAME ALLOWED (Since 2008)

1. Pittsburgh . . . . .	18.7
2. <b>Baltimore . . . . .</b>	<b>19.2</b>
3. Seattle . . . . .	19.4

### TOUCHDOWNS ALLOWED (Since 2008)

1. Pittsburgh . . . . .	300
2. <b>Baltimore . . . . .</b>	<b>304</b>
3. Seattle . . . . .	309

### TOTAL NET YARDS ALLOWED (Since 2008)

1. Pittsburgh . . . . .	305.7
2. NY Jets . . . . .	316.4
3. <b>Baltimore . . . . .</b>	<b>317.5</b>

### OPPONENT PASSER RATING (Since 2008)

1. <b>Baltimore . . . . .</b>	<b>79.7</b>
2. Cincinnati . . . . .	79.9
3. Buffalo . . . . .	80.4

### RUSHING YARDS ALLOWED (Since 2008)

1. Pittsburgh . . . . .	93.3
2. <b>Baltimore . . . . .</b>	<b>98.5</b>
3. NY Jets . . . . .	100.8

### THIRD-DOWN DEFENSE (Since 2008)

1. Houston . . . . .	35.7
2. <b>Baltimore . . . . .</b>	<b>36.0</b>
3. Denver . . . . .	36.2

**Ravens' Strong Start in 2017: Baltimore is the only NFL team to produce at least 4 INTs and 3 sacks in each of its first two games of a season since sacks became an official stat in 1982. The Ravens are also the third NFL team since the 1970 merger – and first since the 1992 Steelers – to record at least 4 INTs in each of a season's first two games. (The other team is the 1971 Browns.)**




# OZZIE NEWSOME / PERSONNEL NOTES

## THE WIZARDRY OF OZ

### SEASONS

Ravens: 22<sup>ND</sup>

NFL: 40<sup>TH</sup>



Ozzie Newsome's legacy is unlike any the game has seen. Known throughout all of sports as a premier leader, Newsome is a Hall of Fame player, the architect of Baltimore's 2000 and 2012 Super Bowl championship teams and an elite personnel evaluator who became the NFL's first African American GM.

### OZZIE NEWSOME CAREER SNAPSHOT

- NFL's first African American General Manager (promoted in 2002)
- Architect of Ravens 2000 & 2012 Super Bowl Championship Teams
- NFL Executive of the Year (2000)
- Pro Football Hall of Fame (class of 1999)
- State of Alabama Hall of Fame (class of 1995)
- National Football Foundation College Hall of Fame and NCAA Hall of Fame (class of 1994)
- 13-Year NFL Tight End with Cleveland Browns (1978-90)
- Three-Time Pro Bowler (1981, 1984-85)
- Four-Time Cleveland Touchdown Club Offensive Player of the Year
- Current Member of Two Major NFL Policy-Making Groups: Competition Committee and Player Care Foundation Board

## FIRST-ROUND FINDS

Led by Ozzie Newsome, the Ravens have selected 22 players in the NFL Draft's first round. These picks have earned 58 combined Pro Bowls, many All-Rookie honors, multiple Defensive Player of the Year Awards and two Super Bowl MVP honors.

### RAVENS ALL-TIME FIRST-ROUND DRAFT PICKS

Year	Name	Pick	Pro Bowls
1996	T Jonathan Ogden*	4	11
1996	LB Ray Lewis* ++ ~	26	13
1997	LB Peter Boulware*	4	4
1998	CB Duane Starks*	10	
1999	CB Chris McAlister*	10	3
2000	RB Jamal Lewis*=	5	1
2000	WR Travis Taylor	10	
2001	TE Todd Heap*	31	2
2002	S Ed Reed* +	24	9
2003	OLB Terrell Suggs* +	10	6
2003	QB Kyle Boller	19	
2005	WR Mark Clayton*	22	
2006	DT Haloti Ngata*	12	5
2007	G Ben Grubbs*	29	2
2008	QB Joe Flacco^ ~	18	
2009	T Michael Oher*	23	
2011	CB Jimmy Smith	27	
2013	S Matt Elam	32	
2014	LB C.J. Mosley*	17	2
2015	WR Breshad Perriman	26	
2016	T Ronnie Stanley	6	
2017	CB Marlon Humphrey	16	

\* All-Rookie Team    ^ Rookie of the Year (NFL.com Fan Vote)  
 ~ Super Bowl MVP    + Defensive Player of the Year Awards  
 = Offensive Player of the Year Award

## HOMEGROWN PRO BOWLERS

Year Drafted (Rd.)	Name	Pro Bowls
1996 (1st)	LB Ray Lewis	13
1996 (1st)	T Jonathan Ogden	11
2002 (1st)	S Ed Reed	9
2003 (1st)	OLB Terrell Suggs	6
<b>2007 (3rd)</b>	<b>G Marshal Yanda</b>	<b>6</b>
2006 (1st)	DT Haloti Ngata	5
1997 (1st)	OLB Peter Boulware	4
1999 (1st)	CB Chris McAlister	3
2008 (2nd)	RB Ray Rice	3
<b>2015 (RFA)</b>	<b>LS Morgan Cox #</b>	<b>2</b>
2001 (1st)	TE Todd Heap	2
1996 (5th)	WR/RS Jermaine Lewis	2
2007 (4th)	FB Le'Ron McClain	2
<b>2014 (1st)</b>	<b>LB C.J. Mosley</b>	<b>2</b>
2000 (6th)	OLB Adalius Thomas	2
<b>2012 (RFA)</b>	<b>K Justin Tucker #</b>	<b>2</b>
2007 (1st)	G Ben Grubbs	1
<b>2013 (4th)</b>	<b>FB Kyle Juszczyk</b>	<b>1</b>
2006 (6th)	P Sam Koch	1
2000 (1st)	RB Jamal Lewis	1
2002 (RFA)	LB Bart Scott #	1

# Undrafted rookie free agent    **Bold** indicates 2016 Pro Bowler



**21**  
HOMEGROWN  
RAVENS PRO BOWL  
PLAYERS



**18**  
RAVENS  
DRAFT PICKS  
To Earn Pro Bowls



**3**  
RAVENS  
ROOKIE FREE AGENTS  
To Earn Pro Bowls

*"Really, Ozzie is an ambassador for the NFL, period. I think about three 'C's' when I think about Ozzie: classy, consistency and championships. That's what I think about. We're all chasing Ozzie Newsome, man. He doesn't talk about it, but go in his office, he's got skins on the wall. He doesn't have to talk about it. His resume says it all for him." – Jerry Reese, Giants GM*



# OZZIE NEWSOME / PERSONNEL NOTES

## AN ELITE CLUB

The Baltimore Ravens have won two Super Bowl titles during their 21-year history, capturing the Lombardi Trophy in 2000 and 2012. Baltimore is just one of four NFL franchises to win multiple World Championships since 2000.



### MOST SUPER BOWL CHAMPIONSHIPS (Since 2000 Season)

Titles	Team	Seasons
5	New England Patriots	2001, '03-04, '14, '16
2	<b>Baltimore Ravens</b>	<b>2000, '12</b>
2	New York Giants	2007, '11
2	Pittsburgh Steelers	2005, '08

## CONSISTENT CONTENDERS

The Baltimore Ravens have earned 10 playoff berths in their history (2014, 2012, 2011, 2010, 2009, 2008, 2006, 2003, 2001, 2000). Baltimore's 10 berths from 2000-16 rank fourth in the AFC and tie (Philadelphia) for sixth overall in the NFL.

### MOST NFL PLAYOFF BERTHS (2000-16 / Past 17 Full Seasons)

AFC	NFC
14 - New England	13 - Green Bay
13 - Indianapolis	11 - Seattle
11 - Pittsburgh	10 - Philadelphia
<b>10 - Baltimore</b>	8 - NY Giants

## PLAYOFFS SINCE 2008

Baltimore is one of seven teams to earn a playoff berth six of the past nine seasons. In each of those respective playoff years, the Ravens won at least one playoff games.

### MOST NFL PLAYOFF BERTHS/ 2008-16 / PAST NINE SEASONS

Berths	Team	Seasons
8	Green Bay Packers	2009-16
8	New England Patriots	2009-16
<b>6</b>	<b>Baltimore Ravens</b>	<b>2008-12, 2014</b>
6	Cincinnati Bengals	2009, 2011-15
6	Indianapolis Colts	2008-10, 2012-14
6	Pittsburgh Steelers	2008, 2010-11, 2014-16
6	Seattle Seahawks	2010, 2012-16

## RAVENS "20/20" CLUB

The Ravens' "20/20 Club" includes members of the team's personnel staff who started with the Ravens as young assistants and grew into evaluators with more input. The term "20/20" refers to hiring 20-year-olds for \$20,000. But according to **Ozzie Newsome**: "The guys actually started when they were a little older than 20 and for more than \$20,000, but that's what we call them."

### RAVENS "20/20 CLUB" GRADUATES / CURRENT SCOUTS

Name	Joined Ravens	Current Title
George Kokinis (Cle.)	1991	Senior Personnel Assistant
Eric DeCosta	1996	Assistant General Manager
Joe Hortiz	1998	Director of College Scouting
Chad Alexander	1999	Asst. Dir. of Pro Personnel
Mark Azevedo	2005	Northeast Area Scout
David Blackburn	2007	West Area Scout
Andrew Raphael	2013	Southeast Area Scout
Brandon Berning	2015	Midwest/SW Area Scout

## UNDRAFTED GEMS

Undrafted rookie free agents **LB Bam Bradley**, **CB Jaylen Hill**, **FB/DL Patrick Ricard** made the Ravens' 2017 Week 1 roster. Their statuses marked the 14th-straight season a RFA has made Baltimore's roster, tying for the NFL's second-longest active streak.

### CONSECUTIVE SEASONS W/ ROOKIE FA ON WEEK 1 ROSTER (Current NFL Streaks)

Rk.	Team	Seasons
1.	Indianapolis Colts	18
2.	<b>Baltimore Ravens</b>	<b>14</b>
	Denver, New England	14

## ROOKIE FREE AGENTS

The Ravens have a history of unearthing rookie free agent gems. On their Week 7 roster, Baltimore has 15 players who entered the NFL as RFAs. Of those, nine were originally signed by the Ravens.

### ORIGINAL RAVENS ROOKIE FA SIGNINGS / WEEK 7 ROSTER

2010: LS Morgan Cox	2016: DT Michael Pierce
2012: RB Bobby Rainey	2016: G/C Matt Skura
2012: K Justin Tucker	2017: CB Jaylen Hill
2014: T James Hurst	2017: FB/DL Patrick Ricard
2016: LB Patrick Onwuasor	

## RAVENS SUCCESS ACROSS THE DRAFT BOARD

- 1st** → Jonathan Ogden ('96), Ray Lewis ('96), Peter Boulware ('97), Chris McAlister ('99), Jamal Lewis ('00), Todd Heap ('01), Ed Reed ('02), Terrell Suggs ('03), Haloti Ngata ('06), Joe Flacco ('08), Jimmy Smith ('11), C.J. Mosley ('14), Ronnie Stanley ('16)
- 2nd** → Jamie Sharper ('97), Ray Rice ('08), Torrey Smith ('11), Courtney Upshaw ('12), Kelechi Osemele ('12), Timmy Jernigan ('14)
- 3rd** → Casey Rabach ('01), Marshal Yanda ('07), Lardarius Webb ('09), Brandon Williams ('13), Crockett Gillmore ('14)
- 4th** → Edwin Mulitalo ('99), Jarret Johnson ('03), Le'Ron McClain ('07), Dennis Pitta ('10), Kyle Juszczyk ('13), Alex Lewis ('16), Tavon Young ('16)
- 5th** → Jermaine Lewis ('96), Dawan Landry ('06), Arthur Jones ('10), Pernell McPhee ('11), Rick Wagner ('13), John Urschel ('14)
- 6th** → Adalius Thomas ('00), Chester Taylor ('02), Sam Koch ('06), Haruki Nakamura ('08), Tyrod Taylor ('11)
- 7th** → DeAngelo Tyson ('12), Michael Campanaro ('14)
- RFA** → Mike Flynn ('97), Priest Holmes ('97), Will Demps ('02), Bart Scott ('02), Ma'ake Kemoeatu ('02), Jameel McClain ('08), Dannell Ellerbe ('09), Morgan Cox ('10), Justin Tucker ('12), Zach Orr ('14), Michael Pierce ('16)



# IRONMEN & TURNOVER NOTES

## NFL IRONMEN

Among active NFL players, Ravens **P Sam Koch** (182) & **CB Brandon Carr** (150) each rank third and second at their respective positions for current streaks of most consecutive games played.

### CONSECUTIVE GAMES PLAYED / CURRENT NFL STREAKS

PUNTERS		CORNERBACKS	
1. Shane Lechler (Hou.) . . . 244		1. William Gay (Pit.) . . . . . 166	
2. Donnie Jones (Phi.) . . . 198		<b>2. Brandon Carr (Bal.) . . . 150</b>	
<b>3. Sam Koch (Bal.) . . . . . 182</b>		3. Glover Quinn (Det.) . . . . 122	
4. Brett Kern (Ten.) . . . . . 150		4. Patrick Peterson (Ari.) . . 102	
5. Jon Ryan (Sea.) . . . . . 148		5. Richard Sherman (Sea.) . . 101	

## CARR IS THE IRON HORSE

Ravens **CB Brandon Carr's** 150-consecutive starts rank as the NFL's longest active streak among defensive players, and it stands sixth overall among all NFL position players.

### NFL CONSECUTIVE GAMES STARTED / CURRENT STREAKS

Rk.	Player	Games
1.	Eli Manning (NYG)	205
2.	Philip Rivers (LAC)	182
3.	Jason Witten (Dal.)	168
4.	Joe Thomas (Cle.)	166
5.	Donald Penn (Oak.)	162
<b>6.</b>	<b>Brandon Carr (Bal.)</b>	<b>150*</b>
7.	Andy Levitre (Atl.)	133

\* longest streak among NFL defenders

## RAVENS IRONMEN

### RAVENS CONSECUTIVE GAMES PLAYED / CURRENT STREAKS

Rk.	Player	Games
1.	Sam Koch	182
2.	Justin Tucker	86
3.	Anthony Levine Sr.	70

### RAVENS CONSECUTIVE GAMES PLAYED / ALL-TIME STREAKS

Rk.	Player	Games	Years
<b>1.</b>	<b>Sam Koch</b>	<b>182</b>	<b>2006-present</b>
2.	Jarret Johnson	129	2003-11
3.	Joe Flacco	122	2008-2015
4.	Peter Boulware	111	1997-2003
5.	Matt Stover	110	2002-08

### BALTIMORE RAVENS MOST ALL-TIME GAMES PLAYED

Rk.	Player	Games	Years
1.	Ray Lewis	228	1996-2012
2.	Matt Stover	207	1996-2008
<b>3.</b>	<b>Terrell Suggs</b>	<b>203</b>	<b>2003-present</b>
<b>4.</b>	<b>Sam Koch</b>	<b>182</b>	<b>2006-present</b>
5.	Jonathan Ogden	177	1996-2007
6.	Ed Reed	160	2002-12
<b>7.</b>	<b>Marshal Yanda</b>	<b>146</b>	<b>2007-present</b>
<b>8.</b>	<b>Joe Flacco</b>	<b>144</b>	<b>2008-present</b>
9.	Jarret Johnson	143	2003-11
10.	Chris McAlister	135	1999-2008
	Haloti Ngata	135	2006-14
12.	Kelly Gregg	134	2001-10
13.	Mike Flynn	133	1998-2007
	Todd Heap	133	2001-10

## TURNOVER MARGIN SINCE 2008

Rk.	Team	Take-Aways	Give-Aways	Turnover Diff.
1.	New England	269	149	+120
2.	Green Bay	268	169	+99
3.	Kansas City	239	198	+41
4.	Seattle	241	202	+39
5.	San Francisco	235	197	+38
6.	Atlanta	234	201	+33
7.	Carolina	264	232	+32
<b>8.</b>	<b>Baltimore*</b>	<b>246</b>	<b>215</b>	<b>+31</b>

\* Ravens (+2) rank No. 10 in the NFL (tied, Min. & TB) in 2017.

## 2017 TURNOVER DIFFERENTIAL

- After registering a +4 turnover ratio in Week 1 at Cincinnati, the Ravens followed up that performance with a +3 outing vs. Cleveland. (Both performances yielded wins.)
- In each of those games, Baltimore produced 5 take-aways, marking the first time in franchise history the Ravens have boasted back-to-back games forcing 5 turnovers.
- Entering Week 7, the Ravens' +2 ratio ties (Min. & TB) for 10th in the NFL.
- Baltimore's 14 total take-aways (9 INTs & 5 FRs) rank No. 2 (tied, Det.) in the NFL only behind Jacksonville's 16.
- The Ravens' 9 interceptions rank No. 2 (tied, Det.) in the NFL entering Week 7, with Jacksonville's 10 standing first.

## TURNOVER TABLE SINCE 2000

Year	TA/TO	Plus/Minus	Record
2017	14/12	+2	3-3
2016	28/23	+5	8-8
2015	14/28	-14	5-11
2014	22/20	+2	10-6
2013	24/29	-5	8-8
2012	25/16	+9	10-6
2011	26/24	+2	12-4
2010	27/20	+7	12-4
2009	32/22	+10	9-7
2008	34/21	+13	11-5
2007	23/40	-17	5-11
2006	40/23	+17	13-3
2005	26/36	-10	6-10
2004	34/23	+11	9-7
2003	41/38	+3	10-6
2002	31/32	-1	7-9
2001	28/36	-8	10-6
2000	49/26	+23	12-4
<b>Total</b>	<b>518/469</b>	<b>+49</b>	<b>160-118</b>

## RAVENS ARE...

- Since 2000, here are the Ravens' records in a game:**
- When turnover ratio is +2 or better . . . . . 71-5
  - When turnover ratio is +1 or better . . . . . 103-15
  - When turnover ratio is even . . . . . 29-21
  - When turnover ratio is negative . . . . . 27-80

**Note:** Since 2000, the Ravens own a 71-5 record when posting at least a +2 turnover margin in a game, with the only losses coming in 2010 (23-20 OT at NE), 2012 (24-23 at Phi.), 2014 (34-33 vs. SD) and twice in 2016 (27-23 at NYG & 30-23 at NE).



# THAT M&T MAGIC



## AT HOME UNDER HARBAUGH

Under **John Harbaugh** (since 2008) the Ravens own the NFL's third-best home winning percentage (.733), going 55-20 at M&T Bank Stadium.

### NFL'S BEST REGULAR SEASON HOME RECORDS (John Harbaugh Era / Since 2008)

Rk.	Team	Record	Pct.
1.	New England Patriots	63-12	.840
2.	Green Bay Packers	58-16-1	.780
3.	<b>Baltimore Ravens</b>	<b>55-20</b>	<b>.733</b>
4.	Pittsburgh Steelers	53-21	.716
5.	Seattle Seahawks	51-23	.689

## RAVENS DOMINATE AT HOME

Simply put, the Ravens have been dominant at home since the day they arrived in Baltimore. Below are the Ravens' respective home records and corresponding NFL rankings during several periods.

### RAVENS HOME RECORDS / NFL RANKINGS

Time Period (Milestone)	Record	NFL Rank
Since 2010 (Past Eight Seasons)	43-16	4
Since 2008 (John Harbaugh's Arrival)	55-20	3
Since 2000 (First Super Bowl Season)	101-38	3
Since 1998 (M&T Bank Stadium Opened)	109-46	3
Since 1996 (Team's Inception)	116-54-1	5

## AT HOME, RAVENS ARE...

- Under **John Harbaugh**, the Ravens are 15-2 in September home games. The Ravens have won 18 of their past 20 home games in the month of September.
- Under Harbaugh, the Ravens are 17-3 in November home games, producing the NFL's best record. The Ravens have won 15 of their past 17 home games during the month and went 3-0 in 2016.
- The Ravens are 14-7 at home in the month of December under Harbaugh and 34-15 in such games during their history.
- Under coach Harbaugh, the Ravens are 21-8 in home games played against AFC North foes.
- Baltimore has won 16 of its last 21 home games vs. AFC North foes.
- Baltimore has won 18 of its last 22 home games vs. NFC teams.
- The Ravens are 12-3 at home all time against teams from the *West Coast* (Oak. – 5-1, SD – 3-1, SF – 2-0 and Sea. – 2-1).
- In the Ravens' history, Baltimore has hosted 17 games when the temperature was below 40 degrees. Impressively, the Ravens are 15-2 in these contests, winning 15 of the past 16.

## TOP "D" AT HOME

Baltimore has permitted an NFL-best 16.6 ppg at home during the **John Harbaugh** Era. Under "Harbs," the Ravens are 28-0 at home when allowing 10 points or fewer. In 17 of those games, the Ravens gave up no more than 7 points.

### FEWEST POINTS/GAME ALLOWED AT HOME (Since 2008)

Rk.	Team	PPG
1.	<b>Baltimore</b> . . . . .	<b>16.6</b>
2.	Seattle . . . . .	17.3
3.	Pittsburgh . . . . .	17.9

## RAVENS DEFENSE AT HOME (SINCE 2008)



**16.6**  
Points Per Game Allowed  
(NFL's Fewest)



**74.2**  
Opponent Passer Rating  
(NFL's Best)



**299.1**  
Yards Per Game Allowed  
(NFL's Second Fewest)

## M&T BANK STADIUM FAST FACTS

✓ *Dating back to 2008, the Ravens have outscored opponents 1,831 to 1,244 at home. In their 55 wins during this span, the margin of victory has been a strong 13.7 points per game.*

✓ *In 2016, the Ravens boasted the NFL's No. 1 defense in both points (14.8) and yards allowed (260.3) at home; Baltimore posted a 6-2 record.*

## QUITE THE HOME HISTORY

The Ravens' "D" has been stout at home for many seasons. Since 2003, Baltimore ranks first in fewest points allowed per game (16.4) among home teams. The Ravens have also registered the top mark in terms of fewest yards allowed per game (292.6).

### BEST NFL DEFENSES AT HOME / SINCE 2003

TOTAL DEFENSE (Fewest Yards Allowed)	POINTS PER GAME (Fewest Allowed)
1. <b>Baltimore</b> . . . . . 292.6	1. <b>Baltimore</b> . . . . . 16.4
2. Pittsburgh . . . . . 295.4	2. New England . . . . . 17.3
3. NY Jets . . . . . 303.6	Seattle . . . . . 17.3
INTERCEPTIONS (Most in NFL)	SACKS (Most in NFL)
1. <b>Baltimore</b> . . . . . 144	1. Minnesota . . . . . 317
2. Cincinnati . . . . . 143	2. <b>Baltimore</b> . . . . . 309
Green Bay . . . . . 143	3. NY Giants . . . . . 300
4. New England . . . . . 142	4. LA Rams . . . . . 297



# ALL-TIME RESULTS / TRENDS

## RAVENS ALL-TIME RECORDS

	<u>Overall Record</u>	<u>Home</u>	<u>Away</u>
Overall	184-157-1	116-54-1	68-103
In M&T Bank Stadium (since 1998)	109-46	109-46	n/a
Coached by Ted Marchibroda	16-31-1	11-12-1	5-19
Coached by Brian Billick	80-64	50-22	30-42
Coached by John Harbaugh	88-62	55-20	33-42
vs. AFC Teams	143-122	90-48	53-74
vs. AFC North	54-39	33-14	21-25
vs. AFC Central (1996-2001)	26-28	13-14	13-14
vs. AFC East	21-21	15-5	6-16
vs. AFC South	15-16	10-5	5-11
vs. AFC West	23-18	15-7	8-11
vs. NFC Teams	46-36-1	31-9-1	15-27
vs. NFC North	6-7	5-2	1-5
vs. NFC Central (1996-2001)	3-5	3-1	0-4
vs. NFC East	13-9-1	8-2-1	5-7
vs. NFC South	10-6	5-3	5-3
vs. NFC West	14-9	10-1	4-8
On Monday Night Football - ABC/ESPN	11-11	4-2	7-9
On NBC/ESPN - Sunday Night or Thursday Night	15-13	11-5	4-8
On NFL Network	6-2	4-0	2-2
In Overtime	12-11-1	7-4-1	5-7
Ravens Shutout Wins	11-0	5-0	6-0
In Season Openers	10-11	7-4	4-7
Indoors	6-14	n/a	6-14

**Note:** Baltimore has played in Houston's Reliant/NRG Stadium five times (3-2), Indy's Lucas Oil Stadium twice (0-2) and Dallas' Texas Stadium once (1-0). Three of those games at Reliant Stadium (12/13/10, 10/21/12 & 12/21/14) came when the roof was closed, meaning those games were "indoors," while the other games listed are considered "outdoors" due to open roofs.

In August	0-1	0-1	0-0
In September	45-29	29-7	16-22
In October	34-48	18-19	16-29
In November	53-37-1	32-12-1	21-25
In December	47-38	34-15	13-23
In January	5-4	3-0	2-4

## RAVENS RESULTS WHEN...

<u>Team</u>	<u>Since 2000</u>	<u>Since 2008</u>	<u>2017</u>
Record	160-118	88-62	3-3
vs. AFC North (since 2002)	54-39	36-21	2-1
vs. AFC	121-89	67-46	3-2
vs. NFC	39-29	21-16	0-1
Home	101-38	55-20	1-2
Away	59-80	33-42	2-1
On grass	70-62	32-26	2-3
Artificial turf	90-56	56-36	1-0
Outdoors	155-107	82-55	3-3
Indoors	5-11	4-6	0-0
September	37-22	22-11	2-1
October	31-37	15-21	1-2
November	48-25	28-11	0-0
December	39-31	20-17	0-0
January	5-3	3-2	0-0
Leading at halftime	124-23	69-17	3-0
Trailing at halftime	27-82	14-40	0-3
Tied at halftime	9-13	5-5	0-0
Tied after 3 quarters	3-6	1-2	0-0
Leading After 3 quarters	135-16	77-14	3-0
Trailing after 3 quarters	23-95	10-49	0-3
Decided by 7 points or less	68-64	37-40	0-1
Decided by 3 points or less	39-36	23-22	0-1
When scoring first	110-34	65-19	3-0
When not scoring first	50-84	23-43	0-3
Positive or even turnover ratio	133-37	69-25	3-0
Negative turnover ratio	27-81	19-37	0-3
Winning penalty ratio	72-46	41-20	2-1
Losing penalty ratio	76-62	39-34	1-2
Overtime	9-9	6-6	0-1
When returning a KOR for a TD	5-3	5-2	0-1
When returning a PR for a TD	8-3	4-1	0-1

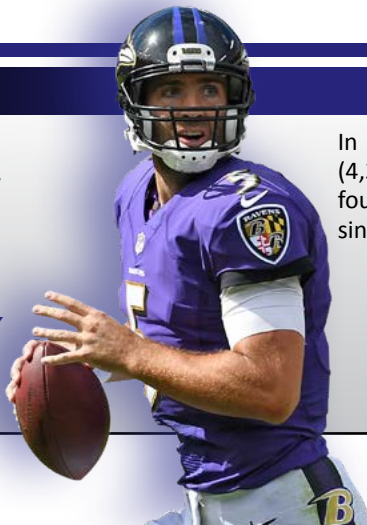
<u>Offense</u>	<u>Since 2000</u>	<u>Since 2008</u>	<u>2017</u>
Scoring 20 or more points	122-40	71-25	3-1
Scoring 30 or more points	53-6	33-4	1-0
Having 20 or more first downs	70-43	48-24	1-0
Totaling 350 or more net yards	72-37	47-22	1-0
At least 35 minutes time of poss.	39-7	19-5	0-0
Rushing for 150 or more yards	52-13	27-5	1-0
When not throwing an INT	87-19	49-12	1-0
With a 100-yard rusher	51-20	23-7	0-0
Without a 100-yard rusher	109-98	65-55	3-3
With a 100-yard receiver	36-22	23-15	1-0
Without a 100-yard receiver	124-96	65-47	2-3
With a 300-yard passer	21-18	18-13	0-0
Without a 300-yard passer	139-100	70-49	3-3

<u>Defense</u>	<u>Since 2000</u>	<u>Since 2008</u>	<u>2017</u>
When scoring a defensive TD	39-7	17-5	1-0
When returning an INT for a TD	31-3	13-2	0-0
When returning a fumble for a TD	8-4	4-3	1-0
Recording 3 or more sacks	87-35	41-21	3-1
Holding opp. under 250 net yards	47-6	31-6	2-0
Holding opp. under 21 points	127-35	71-14	3-0
Holding opp. under 15 points	101-15	53-6	2-0
Allowing a 100-yard rusher	17-26	10-15	0-2
Not allowing a 100-yard rusher	142-93	78-47	3-1
Allowing a 100-yard receiver	32-38	15-22	0-0
Not allowing a 100-yard receiver	129-79	73-40	3-3
Allowing a 300-yard passer	22-24	14-16	0-0
Not allowing a 300-yard passer	137-94	74-46	3-3



# JOE FLACCO NOTES



## THE FRANCHISE QUARTERBACK

### 5 FLACCO

10TH SEASON

SUPER BOWL XLVII MVP

6-6, 245

QUARTERBACK

In 2016, QB Joe Flacco set a Ravens' single-season franchise record for passing yards (4,317), which also ranked as the NFL's seventh most (second in the AFC). Flacco now owns four of the Top 5 passing yards campaigns in team history. In 2016, he also set Baltimore's single-season completions record (436), breaking his previous record (362 in 2013).

### RAVENS CAREER PASSING LEADERS

Rk.	Player	G	Att	Cmp	Pct	Yards	TDs	INTs	Rate
1.	Joe Flacco	144	4,927	3,031	61.5	33,642	186	125	83.8
2.	Kyle Boller	53	1,311	746	56.9	7,846	45	44	71.9
3.	V. Testaverde	29	1,019	596	58.5	7,148	51	34	82.8

## PLAYOFF PERFECTION

Super Bowl XLVII MVP QB Joe Flacco was masterful during the Ravens' 2012 playoff run, completing 73 of 126 passes for 1,140 yards, 11 TDs and 0 INTs to produce a 117.2 passer rating. Flacco joined Hall of Fame QB Joe Montana (1989) as the only players to produce 11 TDs and 0 INTs during an NFL postseason.

### JOE FLACCO STATISTICS / 2012 PLAYOFFS

Game (Opp./Rd.)	Cmp-Att	Pct.	Yards	TDs	INTs	Rate
1/06/13 vs. Ind. (WC)	12-23	52.2	282	2	0	125.6
1/12/13 at Den. (Div.)	18-34	52.9	331	3	0	116.2
1/20/13 at NE (AFC)	21-36	58.3	240	3	0	106.3
2/03/13 at SF (SB)	22-33	66.6	287	3	0	124.2
<b>Totals (Record: 4-0)</b>	<b>73-126</b>	<b>57.9</b>	<b>1,140</b>	<b>11</b>	<b>0</b>	<b>117.2</b>

## FLACCO POSTSEASON QUICK HITS

- ✓ Flacco, Joe Montana (1989) and Kurt Warner (2008) are the only QBs in NFL history to throw 11 TDs in a single postseason. Neither Flacco nor Montana threw an INT.
- ✓ In the Ravens' last 10 playoff games (since the 2010 season), Flacco is 196-of-327 for 2,563 yards, 24 TDs and 4 INTs (104.1 rating). He has led the Ravens to a 7-3 record in these contests.
- ✓ In Baltimore's last six playoff games (5-1 record), Flacco has thrown 17 TDs and 2 INTs. Completing 119 of 200 passes for 1,691 yards, he owns a magnificent 111.1 QB rating.
- ✓ Flacco has thrown at least 2 TDs in eight-straight playoff games, marking the longest streak in NFL postseason history.

## QUARTERBACK WINS

### MOST TOTAL WINS BY QBs (Includes Playoffs / Since 2008)

Rk.	Player	Record
1.	Tom Brady	112-36
2.	Aaron Rodgers	103-54
3.	Joe Flacco	96-62
	Ben Roethlisberger	96-50
5.	Drew Brees	92-63

### MOST REGULAR SEASON WINS BY QBs (First SEVEN Seasons / NFL History)

Rk.	Player	Wins
1.	Joe Flacco (2008-14)	72
2.	Tom Brady (2000-06)	70
3.	Ben Roethlisberger (2004-10)	69

### MOST REGULAR SEASON WINS BY QBs (First EIGHT Seasons / NFL History)

Rk.	Player	Wins
1.	Tom Brady (2000-07)	86
2.	Ben Roethlisberger (2004-11)	80
3.	Peyton Manning (1998-2005)	80
4.	Jim Kelly (1986-93)	76
5.	Joe Flacco (2008-15)	75

### MOST REGULAR SEASON WINS BY QBs (First NINE Seasons / NFL History)

Rk.	Player	Wins
1.	Peyton Manning (1998-2006)	92
2.	Tom Brady (2000-08)	87
	Ben Roethlisberger (2004-12)	87
4.	Matt Ryan (2008-16)	85
5.	Joe Flacco (2008-16)	83
	Jim Kelly (1986-94)	83

## QB PLAYOFF VICTORIES

### PLAYOFF WINS (Active QBs / Since 2008)

1.	Tom Brady	11
2.	Joe Flacco	10
3.	Aaron Rodgers	9
4.	Ben Roethlisberger	8
	Russell Wilson	8

### ROAD PLAYOFF WINS (By QBs / NFL History)

1.	Joe Flacco	7
2.	E. Manning, A. Rodgers	5
	B. Roethlisberger	5
5.	L. Dawson, J. Delhomme	4
	M. Sanchez, R. Staubach	4

96

Total Wins  
Third Most (tied)  
by a QB Since 2008

83

Reg. Season Wins  
Fifth Most (tied)  
by a QB in a First  
Nine (2008-16) Seasons

10

Playoff Wins  
Second Most  
by a QB Since 2008

# JOE FLACCO NOTES

## JOE'S RAVENS PASSING RECORDS

### 300-YARD PASSING GAMES (Ravens Single Seasons)

Rk.	Player (Year)	Games
1.	Joe Flacco (2015)	5
	Joe Flacco (2014)	5
	Joe Flacco (2012)	5
	Vinny Testaverde (1996)	5
4.	Joe Flacco (2016, 2011)	4

### 300-YARD PASSING GAMES (Ravens Career History)

Rk.	Player (Year)	Games
1.	Joe Flacco (2008-16)	30
2.	V. Testaverde (1996-97)	8
3.	Steve McNair (2006-07)	2
	Jeff Blake (2002)	2
	Eric Zeier (1996-97)	2

### MOST PASSES WITHOUT AN INT (Ravens History)

Rk.	Player (Year)	Passes
1.	Joe Flacco (2016)	176
2.	Eric Zeier (1997-98)	175
3.	Steve McNair (2006)	162
4.	Joe Flacco (2010)	137
5.	Joe Flacco (2014, 2012)	126

## MORE RAVENS RECORDS

### RAVENS SINGLE-GAME PASSING YARDS

Yards	Player	(Opp./Date)
429	Vinny Testaverde	vs. STL, 10/27/96
389	Joe Flacco	at STL, 9/25/11
385	Joe Flacco	at Min., 10/18/09
384	Joe Flacco	at Oak., 9/20/15
382	Joe Flacco	vs. NE, 9/23/12

### RAVENS SINGLE-SEASON PASSING YARDS

Rk.	Player (Year)	Cmp-Att	Pct.	Yards	TD	INT	Rate
1.	Joe Flacco ('16)	436-672	64.9	4,317	20	15	83.5
2.	V. Testaverde ('96)	325-549	59.2	4,177	33	19	88.7
3.	Joe Flacco ('14)	344-554	62.0	3,986	27	12	91.0
4.	Joe Flacco ('13)	362-614	59.0	3,912	19	22	73.1
5.	Joe Flacco ('12)	317-531	59.7	3,817	22	10	87.7

## QUARTERBACK IRONMAN

Prior to his knee injury in 2015, QB Joe Flacco made 122-straight regular season starts, the fifth-longest streak in NFL history.

### MOST CONSECUTIVE STARTS / QUARTERBACKS / NFL HISTORY

Rk.	Player (Years)	Games
1.	Brett Favre (1992-2010)	297
2.	Peyton Manning (1998-2011)	208
3.	Eli Manning (2004-present)	203
4.	Philip Rivers (2006-present)	182
5.	Joe Flacco (2008-15)	122
6.	Matt Ryan (2009-present)	120

## RAVENS RECORD & FLACCO...

With 300 passing yards	18-12	vs. AFC North	34-20
With 3-or-more TD passes	13-3	vs. AFC	65-43
When not throwing an INT	49-13	vs. NFC	21-15
With at least 4 comps. 25+ yards	9-4	In September	22-11
With at least a 100 QB rating	37-6	In October	15-21
With at least a 110 QB rating	22-3	In November	27-11
When not sacked	16-6	In December/January	22-15
Playing in < 40 degree weather	10-6	In season's final four games	20-12

**4,317** 2016 Passing Yards  
Seventh in NFL  
Second in AFC

**23,436** Passing Yards  
Since 2011  
Ninth in NFL

## GAME-WINNING DRIVES: 26 (24 REGULAR SEASON & 2 PLAYOFFS)

### GAME-WINNING DRIVES IN FOURTH QUARTER OR OVERTIME (26 TOTAL)

Date/Opp.	Drive Length	Scoring Play	Time Left	Score
11/02/08 at Cle.	5 plays, 59 yards in 1:54	Stover 22-yard field goal	5:36	30-27
01/10/09 at Ten. (Div.)	9 plays, 51 yards in 3:30	Stover 43-yard field goal	0:53	13-10
09/13/09 vs. KC	8 plays, 74 yards in 3:15	Clayton 31-yard pass from Flacco	2:06	38-24
11/29/09 vs. Pit.	6 plays, 17 yards in 3:23	Cundiff 29-yard field goal	6:42 (OT)	20-17
09/26/10 vs. Cle.	10 plays, 69 yards in 5:41	Boldin 27-yard pass from Flacco	9:13	21-17
10/03/10 at Pit.	4 plays, 40 yards in 0:36	Houshmandzadeh 18-yard pass from Flacco	0:32	17-14
10/24/10 vs. Buf.	4 plays, 9 yards in 1:58	Cundiff 38-yard field goal	10:54 (OT)	37-34
12/19/10 vs. NO	5 plays, 66 yards in 1:31	Cundiff 32-yard field goal	10:03	27-24 (30-24 final)
10/30/11 vs. Ari.	5 plays, 37 yards in 0:52	Cundiff 25-yard field goal	0:00	30-27
11/06/11 at Pit.	13 plays, 92 yards in 2:16	T. Smith 26-yard pass from Flacco	0:08	23-20
11/24/11 vs. SF	16 plays, 76 yards in 7:34	Pitta 8-yard pass from Flacco	14:56	13-6 (16-6 final)
09/23/12 vs. NE	7 plays, 70 yards in 1:55	Tucker 27-yard field goal	0:00	31-30
11/04/12 at Cle.	9 plays, 81 yards in 4:22	T. Smith 19-yard pass from Flacco	4:26	22-15 (25-15 final)
11/25/12 at SD	12 plays, 40 yards in 3:09	Tucker 38-yard field goal	0:00	13-13
	12 plays, 69 yards in 3:49	Tucker 38-yard field goal	1:07 (OT)	16-13
01/12/13 at Den. (Div.)	3 plays, 77 yards in :38	J. Jones 70-yard pass from Flacco	0:31	35-35
	6 plays, 16 yards in 2:33	Tucker 47-yard field goal	13:18 (2OT)	38-35
10/06/13 at Mia.	7 plays, 34 yards in 2:25	Tucker 44-yard field goal	1:42	26-23
11/10/13 vs. Cin.	8 plays, 28 yards in 4:34	Tucker 46-yard field goal	5:27 (OT)	20-17
12/08/13 vs. Min.	5 plays, 80 yards in 0:41	M. Brown 9-yard pass from Flacco	0:04	29-26
12/16/13 at Det.	7 plays, 24 yards in 1:43	Tucker 61-yard field goal	0:38	18-16
09/21/14 at Cle.	6 plays, 37 yards in 1:58	Tucker 32-yard field goal	0:00	23-21
12/28/14 vs. Cle.	2 plays, 69 yards in :50	T. Smith 16-yard pass from Flacco	7:33	13-10 (20-10 final)
10/01/15 at Pit.	7 plays, 45 yards in :58	J. Tucker 42-yard field goal	0:03	20-20
	8 plays, 32 yards in 4:33	J. Tucker 52-yard field goal	5:08 (OT)	23-20
11/01/15 vs. SD	9 plays, 59 yards in 2:27	J. Tucker 39-yard field goal	0:00	29-26
11/22/15 vs. STL	5 plays, 12 yards in :54	J. Tucker 47-yard field goal	0:00	16-13
09/18/16 at Cle.	5 plays, 27 yards in 2:35	J. Tucker 49-yard field goal	11:19	22-20 (25-20 final)
09/25/16 at Jax.	8 plays, 22 yards in 1:57	J. Tucker 54-yard field goal	1:02	19-17

# TERRELL SUGGS NOTES



**55 SUGGS**  
**15TH SEASON**  
**6 PRO BOWLS**  
**2011 NFL DPOY**  
**6-3, 265**  
**OUTSIDE LINEBACKER**

## SUGGS SIZZLES

**OLB Terrell Suggs**, the 2011 Defensive Player of the Year and Ravens' all-time sacks leader (119.0), tallied 2 sacks and 1 FF in Week 1's win at Cincy, and for the season, owns 4.5 QB drops entering Week 7 at Minnesota. "Sizzle" also ranks No. 2 in career Ravens tackles (876).

RAVENS ALL-TIME SACKS			RAVENS ALL-TIME TACKLES		
Rk.	Player (Years)	Sacks	Rk.	Player (Years)	Tackles
1.	<b>Terrell Suggs (2003-17)</b>	<b>119.0</b>	1.	Ray Lewis (1996-2012)	2,643
2.	Peter Boulware (1997-2005)	70.0	2.	<b>Terrell Suggs (2003-17)</b>	<b>876</b>
3.	Michael McCrary (1997-2002)	51.0	3.	Kelly Gregg (2001-10)	721
4.	Ray Lewis (1996-2012)	41.5	4.	Ed Reed (2002-12)	661
5.	Adalius Thomas (2000-06)	38.5	5.	Haloti Ngata (2006-14)	528

*"Man, he's a Hall of Famer to me. The guy is ridiculous. I have the utmost respect for him. I loved him when he was in college. I love watching him play in the NFL. He's one of the best to ever do it." – Derek Carr, Raiders QB*

## SUGGS' STANDINGS

### SUGGS' CAREER SACKS (Most vs. a Single Team)

1. Cleveland Browns ..... 18
2. Pittsburgh Steelers.... 14.5
3. Cincinnati Bengals .... 12.5
4. Miami Dolphins ..... 8.5

**Note:** Including playoffs, Suggs has totaled 19.5 sacks vs. Pittsburgh.

### RAVENS SACKS LEADERS (2017 Season)

1. **Terrell Suggs** ..... **4.5**
2. Tony Jefferson ..... 2
- Matthew Judon ..... 2
- Lardarius Webb ..... 2
5. Five Players..... 1

### RAVENS SACKS LEADERS (Single-Season Records)

1. Elvis Dumervil (2014)..... 17
2. Peter Boulware (2001) .... 15
3. Michael McCrary (1998).. 14.5
4. **Terrell Suggs (2011)** ..... **14**
5. Trevor Pryce (2006)..... 13
6. **Terrell Suggs (2014, 2003)**.. **12**

### RAVENS FORCED FUMBLES (Career Leaders)

1. **Terrell Suggs** ..... **34**
2. Ray Lewis ..... 20
3. Adalius Thomas ..... 17
4. Peter Boulware ..... 13
5. Ed Reed..... 11
6. Jarret Johnson ..... 9

## ACTIVE NFL SACK LEADERS

**OLB Terrell Suggs'** 119 career sacks rank second among active players, as do his 846 yards lost. Suggs had a team-, career- and AFC-high 14 sacks in 2011. He posted 10 QB drops during the 2013 campaign, 12 in 2014, 8 in 2016 and has 4.5 so far in 2017.

### NFL SACKS LEADERS / ACTIVE PLAYERS

Rk.	Player	Sacks	Yards
1.	Julius Peppers (Car.)	150.0	902.5
2.	<b>Terrell Suggs (Bal.)</b>	<b>119.0</b>	<b>846.0</b>
3.	Elvis Dumervil (SF)	102.5	669.5
4.	Tamba Hali (KC)	89.5	591.5
5.	Cameron Wake (Mia.)	85.0	529.0
6.	James Harrison (Pit.)	82.5	526.5
7.	Von Miller (Den.)	78.5	489.0
8.	J.J. Watt (Hou.)	76.0	519.0
9.	Clay Matthews (GB)	75.0	481.5
10.	Cliff Avril (Sea.)	74.0	507.0

## A PLAYOFF PERFORMER

**OLB Terrell Suggs** has posted 12.5 sacks in the playoffs, producing a mark that ranks third in all-time NFL postseason history.

### NFL POSTSEASON SACKS LEADERS / ALL TIME

Rk.	Player	Sacks	Yards
1.	Willie McGinest	16.0	113.5
2.	Bruce Smith	14.5	109.5
3.	<b>Terrell Suggs</b>	<b>12.5</b>	<b>79.0</b>

## SUGGS SURPASSES 200

### MOST REGULAR SEASON GAMES PLAYED / ACTIVE DEFENDERS

Rk.	Player (Year Entered NFL)	Games
1.	DE Julius Peppers (2002)	240
2.	CB Terence Newman (2003)	211
3.	<b>OLB Terrell Suggs (2003)</b>	<b>203</b>

## SUGGS FAST FACTS

- ✓ *The Ravens are 69-28 all time when Suggs records at least a half-sack.*
- ✓ *Baltimore is 18-1 when he tallies 2-or-more sacks.*
- ✓ *The Ravens are 5-0 when he posts 3 sacks.*
- ✓ *Suggs is the only active NFL player to post 800 tackles, 100 sacks & 30 FFs.*



**119**  
**CAREER SACKS**  
 (Most by a Raven)



**846**  
**SACK YARDS**  
 (Most by a Raven)



**34**  
**FUMBLES FORCED**  
 (Most by a Raven)



# MIKE WALLACE NOTES

## 17 WALLACE

9TH SEASON

1 PRO BOWL

6-0, 200

WIDE RECEIVER



*"You bring him here to an organization like the Ravens – the culture here, the toughness, the kind of guys we have in our locker room and just the men of character we have throughout the building – I think he has thrived in that environment."*

– Bobby Engram, Ravens WRs Coach

## CLUB 95

In 2016's win vs. Pittsburgh, WR Mike Wallace became the third player in NFL history to post 2 TD catches of 95-or-more yards when he produced the longest offensive play in Ravens regular season history with a 95-yard catch and sprint.

### PLAYERS WITH TWO CAREER 95-PLUS-YARD TOUCHDOWN RECEPTIONS / NFL HISTORY

Player	Lengths/Years
John Taylor (SF)	95 in 1989 & 97 in 1991
Gus Tinsley (Chi.)	97 in 1937 & 98 in 1938
Mike Wallace (Pit./Bal.)	95 in both 2011 & 2016

## LONG BALL LOVE

### 50-YARD RECEPTIONS (Since 2016)

1. Mike Wallace . . . . . 7
2. B. Cooks, P. Dorsett . . 4  
M. Goodwin, A. Green . . 4  
T. Hilton, D. Jackson . . 4

### 50-YARD RECEPTIONS (Since 2009)

1. DeSean Jackson . . . . . 36
2. Mike Wallace . . . . . 25
3. Jordy Nelson . . . . . 22
4. A.J. Green . . . . . 21

## TWO OF A KIND

WR Mike Wallace and Rob Gronkowski are the only active NFL players to produce at least 50 receiving TDs and sport a 15.0 ypc average. (Wallace has an impressive 54 TDs & a 15.1 average.)

### ACTIVE PLAYERS WITH 50 REC. TOUCHDOWNS & 15.0 YPC AVG. (Since Wallace's First Season in 2009)

Player	Rec.	Yards	Avg.	LG	TDs
Mike Wallace (Bal.)	501	7,563	15.1	95t	54
Rob Gronkowski (NE)	431	6,496	15.1	76t	72

## WALLACE QUICK HITS

- ✓ In Week 5's 30-17 win at Oakland, Wallace set a Ravens' single-game receiving yards-per-catch average (44.3) when he posted 133 yards on 3 receptions. On the day, Wallace reeled in 27-, 54-, 52-yard bombs from QB Joe Flacco.
- ✓ In 2016, Wallace tallied a team-high 1,017 receiving yards and 4 TDs on 72 receptions, posting the third 1K campaign of his career.
- ✓ Wallace's 95-yard TD catch and run on 11/6 vs. Pittsburgh is the longest offensive play in Ravens regular season history and was the NFL's second-longest play from scrimmage in 2016.



Catches of 50+ Yards  
NFL's Most Since 2016



YPC Avg.  
Seventh Among Active Players



Catches of 50+ Yards  
Second Among Active Players Since 2009



Catches of 25+ Yards  
Third (Tied) Among Active Players Since 2009



Receptions  
Ravens' Second Most in 2016



Receiving Yards  
Ravens' Team High in 2016

## RAVENS LONGEST PLAYS

### LONGEST OFFENSIVE PLAYS / RAVENS HISTORY

Yards	Players Involved	Game
95t	Joe Flacco to Mike Wallace	11/6/16 vs. Pit.
92	Eric Zeier to Derrick Alexander	12/7/97 vs. Sea.
87t	Steve McNair to Mark Clayton	12/10/06 at KC

## RAVENS CATCHES OF 50+ YARDS

### 2016 NFL SEASON

Team	50+ Yd. Rec.
Miami	11
New England	8
San Diego	8
Washington	8
Baltimore, Atlanta	7

### RAVENS SINGLE SEASONS

Year	50+ Yd. Rec.
1998	8
1999	8
2016	7
2013	6
1996, 2010	5



# C.J. MOSLEY NOTES

## MOSLEY MANS THE MIDDLE

NFL DEFENDERS W/ 300 TACKLES, 7 INTS & 5 SACKS / SINCE 2014

Player (Team)	Tackles	INTs	Sacks
Luke Kuechly (Car.)	419	7	6
<b>C.J. Mosley (Bal.)</b>	<b>392</b>	<b>7</b>	<b>7</b>
Thomas Davis (Car.)	343	7	12.5

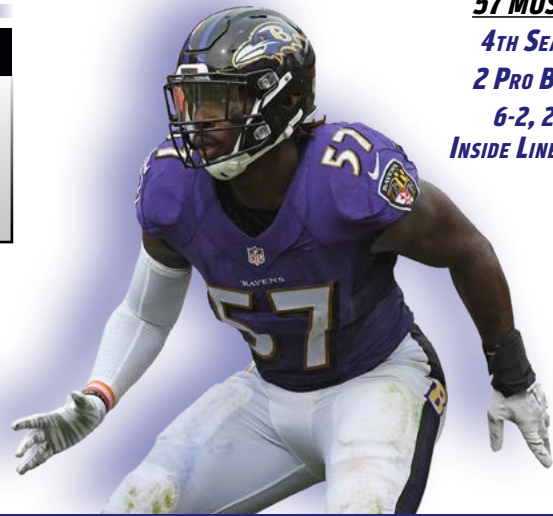
**57 MOSLEY**

**4TH SEASON**

**2 PRO BOWLS**

**6-2, 250**

**INSIDE LINEBACKER**



## C.J.'S STOPS

LB **C.J. Mosley**, Baltimore's 2014 first-round draft pick and a two-time Pro Bowler, has produced the NFL's sixth-most total tackles (392) over the past four seasons.

### NFL'S TACKLE LEADERS / SINCE 2014

Rk.	Player (Team)	Tackles
1.	Bobby Wagner (Sea.)	426
2.	Luke Kuechly (Car.)	419
3.	Lavonte David (TB)	399
4.	Preston Brown (Buf.)	398
5.	Telvin Smith (Jax.)	393
6.	<b>C.J. Mosley (Bal.)</b>	<b>392</b>
7.	Lawrence Timmons (Mia.)	386
8.	K.J. Wright (Sea.)	379
9.	D'Qwell Jackson (FA)	366
10.	Demario Davis (NYJ)	356
11.	Johnathan Cyprien (Ten.)	351
12.	Karlos Dansby (Ari.)	350

## MOSLEY LEADS THE LEAGUE

Two-time Pro Bowler **LB C.J. Mosley** leads the NFL in total tackles (55) entering Week 7, while his 42 solo stops tie (Rams S Mark Barron) for the league's most. Mosley has also tallied 4 TFL, 1 INT, 1 FF and 1 FR for the Ravens' defense.

### NFL'S TACKLES LEADERS / 2017 SEASON

Rk.	Player	Total Tackles	Solo
1.	<b>LB C.J. Mosley (Bal.)</b>	<b>55</b>	<b>42</b>
2.	LB Demario Davis (NYJ)	53	37
3.	S Tyvon Branch (Ari.)	52	37

## MOSLEY QUICK HITS

- ✓ *In 2016, Mosley tallied 92 stops, 5 TFL, 4 INTs, 8 PD and 1 FF, earning the second Pro Bowl honor of his career.*
- ✓ *Mosley was the NFL's only player with at least 125 tackles, 3 sacks and 2 INTs in 2014, when he finished second to DT Aaron Donald in the 2014 NFL Defensive Rookie of the Year voting.*
- ✓ *Mosley (2014), Daryl Smith (2013) & Ray Lewis (1998, 1999, 2000 & 2001) are the only Raven defenders to register at least 115 tackles, 3 sacks and 2 INTs in a single season.*
- ✓ *Mosley is the first-ever Ravens rookie to earn Pro Bowl honors (2014).*

**392**

Total Tackles  
NFL's 6th Most  
Since 2014

**55**

Total Tackles  
Ravens Most  
in 2017 (First in NFL)

**3.8**

Opp. Rushing Avg.  
NFL's Fourth-Best  
Mark Since 2014

**99.1**

Opp. Rush Yards/Game  
NFL's Seventh-Best  
Mark Since 2014

## 'BACKER THEFTS

In 2016, **LB C.J. Mosley's** 4 INTs ranked as the NFL's second most among LBs and second most by a LB in Ravens single-season history. During his short, but standout career, Mosley has picked off 7 passes.

### INTS / NFL LINEBACKERS (Since 2014)

1. <b>C.J. Mosley (Bal.)</b>	7
Thomas Davis (Car.)	7
Jordan Hicks (Phi.)	7
Luke Kuechly (Car.)	7
5. Ryan Shazier (Pit.)	6
Telvin Smith (Jax.)	6

### INTS / NFL LINEBACKERS (2016 Season)

1. Jordan Hicks (Phi.)	5
2. <b>C.J. Mosley (Bal.)</b>	4
3. Zachary Orr (Bal.)	3
Thomas Davis (Car.)	3
Deion Jones (Atl.)	3
Ryan Shazier (Pit.)	3

### INTS / RAVENS LINEBACKERS (Single-Season History)

1. Ray Lewis (2003)	6
2. <b>C.J. Mosley (2016)</b>	4
3. Zachary Orr (2016)	3
Ray Lewis (3 times)	3
Daryl Smith (2013)	3



# MARSHAL YANDA & BRANDON WILLIAMS NOTES


## 73 YANDA

11TH SEASON

6 PRO BOWLS

6-3, 305

GUARD



### STANDING GUARD

**G Marshal Yanda**, who in Week 2 sustained an ankle injury and will miss the remainder of the season on Injured Reserve, owns six-career Pro Bowls, which ties (**OLB Terrell Suggs**) for fourth in Ravens history. Yanda's six-straight All-Star nods also rank as the NFL's second-longest active streak among linemen (first by guards).

#### MOST PRO BOWLS (Ravens History)

LB Ray Lewis . . . . .	13
T Jonathan Ogden . . . . .	11
S Ed Reed . . . . .	9
OLB Terrell Suggs . . . . .	6
<b>G Marshal Yanda . . . . .</b>	<b>6</b>

#### CONSECUTIVE PRO BOWLS Active NFL Streaks by O-Linemen

T Joe Thomas (Cle.) . . . . .	10
<b>G Marshal Yanda (Bal.) . . . . .</b>	<b>6</b>
T Trent Williams (Was.) . . . . .	5
T Tyron Smith (Dal.) . . . . .	4

*"Of the many traits that have marked Yanda as a great player over the years, one is his ability to shift positions without losing effectiveness. That versatility is a product of his intelligence and his underappreciated athleticism. He's also a straight-up tough dude, much like Terrell Suggs on the other side of the ball. Only the elite of the elite guards earn serious Hall of Fame consideration. Yanda belongs in that realm."*

— Childs Walker, *The Baltimore Sun*

### PERENNIAL PRO BOWLER

The 2016 campaign marked the sixth-consecutive Pro Bowl invite for **G Marshal Yanda**. The 11-year veteran has played in 146 games (135 starts) during his career, ranking as the second-most games played among offensive linemen in Ravens history (Jonathan Ogden – 177). Prior to the 2015 campaign, Ravens' season ticket holders voted Yanda as one of the Top 10 players in the franchise's 20-year existence.

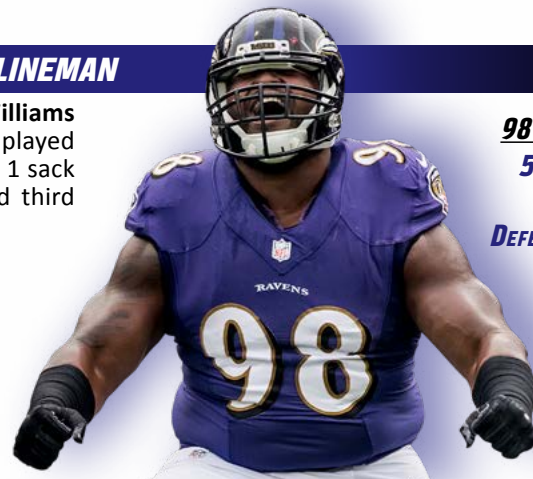
#### MOST PRO BOWLS / ACTIVE NFL OFFENSIVE LINEMEN

Rk.	Player (Team)	Pro Bowls
1.	T Joe Thomas (Cle.)	10
2.	T Jason Peters (Phi.)	9
3.	C Nick Mangold (FA)	7
4.	<b>G Marshal Yanda (Bal.)</b>	<b>6</b>
	G Jahri Evans (GB)	6

### A DOMINANT D-LINEMAN

Named a second alternate to the Pro Bowl in 2016, **DT Brandon Williams** continued to emerge as one of the NFL's best linemen. Williams played perhaps his best game in Week 7 at NYJ when he racked up 8 tackles, 1 sack and 1 blocked FG attempt. Impressively, his 51 total tackles ranked third among all NFL nose tackles, while his 34 solo stops were second.

**98 WILLIAMS**  
5TH SEASON  
6-1, 340  
DEFENSIVE TACKLE



#### TOTAL TACKLES / NFL NTS (2016 Season)

1. Damon Harrison (NYG) . . .	86
2. Danny Shelton (Cle.) . . .	59
<b>3. Brandon Williams (Bal.) . .</b>	<b>51</b>
4. Sylvester Williams (Den.) . .	29
5. Mike Purcell (SF) . . . . .	26

#### SOLO TACKLES /NFL NTS (2016 Season)

1. Damon Harrison (NYG) . . .	55
<b>2. Brandon Williams (Bal.) . .</b>	<b>34</b>
3. Danny Shelton (Cle.) . . .	32
4. Sylvester Williams (Den.) . .	20
5. Two Players . . . . .	17

### RAVENS' RUN "D" WITH WILLIAMS

- ✓ Since Williams became a starter in 2014, Baltimore has allowed just 99.1 rushing yards per game, ranking seventh in the NFL.
- ✓ In 2016, the Ravens' run defense ranked No. 5 in the league, permitting 89.4 yards per game. Baltimore allowed 74 rushing first downs, ranking as the NFL's second fewest.



**TACKLES FOR LOSS**  
Most Among NFL NTS  
from 2014-16



**TOTAL TACKLES**  
Second Among NFL NTS  
from 2014-16



# TONY JEFFERSON & DANNY WOODHEAD NOTES



## DROPPIN' FOR LOSS

**23 JEFFERSON**  
5TH SEASON  
5-11, 215  
SAFETY

In 2016, while playing for Arizona, **S Tony Jefferson's** 13 tackles for loss led all NFL defensive backs (NYG's Landon Collins was next with 9). The 13 TFL rank as the NFL's most by a DB in a season since the stat began being tracked in 2008. Since 2015, Jefferson leads the NFL in TFL by a DB, with 21 such stops.

### MOST TACKLES FOR LOSS / NFL DEFENSIVE BACKS / SINCE 2015

Rk.	Player	Tackles for Loss
1.	Tony Jefferson (Bal.)	21
2.	Tyrann Mathieu (Ari.)	17
3.	Reshaud Jones (Mia.)	16

*"No disrespect to any of the guys I've played with, but it's nice not to have to explain why I do certain things or why I'm doing this in this coverage. From Day One, [Jefferson] already had a feel for how I play and how to work off me. ... It frees me up a lot more mentally. I don't have to tell him after each play why I did this or, before the snap, say, 'Let's do this.' He already knows. That is just light years ahead of most guys I've played with. I've loved every guy I've played with, but he's just on another level."*

– Eric Weddle, Ravens Safety

*"I believe our defense has a chance to be very special, and I'm excited about the guys we have. But we can't just talk about being great; we have to go out there and do it."*

– Tony Jefferson, Ravens Safety

## JEFFERSON MAKES HIS MARK

### MOST SINGLE-SEASON TACKLES FOR LOSS / NFL DBS / SINCE 2008

Rk.	Player	Year	Tackles for Loss
1.	Tony Jefferson (Ari.)	2016	13
2.	Antoine Winfield (Min.)	2008	12
3.	Six Players	n/a	11



**4**  
TACKLES FOR LOSS  
Second Most (tied) Among  
NFL Safeties in 2017



**21**  
TACKLES FOR LOSS  
Most Among NFL  
Safeties since 2015



**196**  
TOTAL TACKLES  
Ninth (tied) Among NFL  
Safeties since 2015

## A NOSE FOR THE END ZONE

**39 WOODHEAD**  
9TH SEASON  
5-8, 204  
RUNNING BACK

Since he entered the NFL in 2009, **RB Danny Woodhead** is one of four players (Jamaal Charles, Matt Forte & Darren Sproles) to produce at least 15 rushing TDs and 15 receiving TDs. (He has 15 rushing and 17 receiving scores in his career.)

### SINCE 2009 / NFL PLAYERS WITH AT LEAST 15 RUSHING & 15 RECEIVING TOUCHDOWNS

- ✓ Danny Woodhead
- ✓ Matt Forte
- ✓ Jamaal Charles
- ✓ Darren Sproles

*"Really, ever since we lost Ray Rice, we haven't had a type of back that's quite like how Ray was and quite like how Danny is in the passing game. They just have a very good feel for when they're open and how to get open, how to sit in holes, how to find my eyes, and you can already see that. You can see he has a really good feel for those kinds of things. If you remember back, obviously, Ray was really good at doing that, and that gives a lot to your offense for sure."*

– QB Joe Flacco on Woodhead, who is currently on IR (hamstring), but could return at some point in 2017

# SAM KOCH NOTES

## SOARING WITH SAM

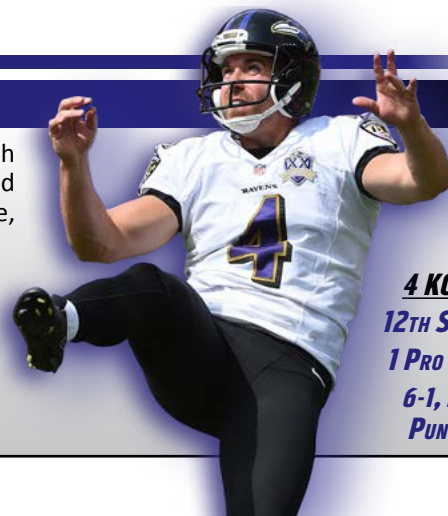
Pro Bowl P **Sam Koch** owns a 45.3 career gross average and 39.5 career net, both marks that rank first in Ravens history. In 2014, Koch posted a career-high and Ravens franchise-record 47.4-yard gross average and a 43.3-yard net average, shattering his previous personal bests.

### CAREER GROSS PUNTING AVG. (Ravens History)

Rk.	Player	Avg.
1.	Sam Koch	45.3
2.	Greg Montgomery	43.2
3.	Dave Zastudil	41.6

### CAREER NET PUNTING AVG. (Ravens History)

Rk.	Player	Avg.
1.	Sam Koch	39.5
2.	Greg Montgomery	37.2
3.	Kyle Richardson	35.4



**4 KOCH**  
**12TH SEASON**  
**1 PRO BOWL**  
**6-1, 222**  
**PUNTER**

*“He’s a unique punter. He’s changing the way the game is going to be played. It’s remarkable to me that more have not necessarily followed the lead. Perhaps that’s an indication of how difficult it is to do what he’s doing, because you don’t see much of it – even from the highly-skilled professionals that we see on a weekly basis.”*

– Jerry Rosburg, Ravens Special Teams Coordinator

## PINNING ‘EM DEEP

Dating back to 2006, when he entered the NFL, **P Sam Koch**’s 329 punts inside the 20 rank second in the NFL.

### NFL PUNTS INSIDE THE 20 / SINCE 2006

Rk.	Player	In 20
1.	Dustin Colquitt (KC)	376
2.	Sam Koch (Bal.)	329
3.	Donnie Jones (Phi.)	312
4.	Andy Lee (Car.)	310
5.	Shane Lechler (Hou.)	308

## SAM IN THE 20

**P Sam Koch** is the Ravens’ all-time leader in punts inside the 20 (currently has 329 during his career). In 2010, he posted a career-high 39 boots inside the 20, which were the NFL’s second most and tie for 11th best all time in league history. In 2016, Koch’s 37 punts inside the 20 ranked third (tied) in the NFL.

### PUNTS INSIDE THE 20 (Ravens History)

Rk.	Player	In 20
1.	Sam Koch	329
2.	Kyle Richardson	128
3.	Dave Zastudil	89
4.	Greg Montgomery	47

### PUNTS INSIDE THE 20 (2016 NFL Season)

Rk.	Player (Team)	In 20
1.	Johnny Hekker (LAR)	51
2.	Dustin Colquitt (KC)	38
3.	Sam Koch (Bal.)	37
	Bryan Anger (TB)	37



In his 10th season (2015), **P Sam Koch** was finally named to his first Pro Bowl, as the standout punter’s net average (42.9) ranked No. 2 in the NFL, while his gross average (46.7) was ninth. Koch also dominated the league in 2014, producing the No. 1 net (43.3) and No. 3 gross (47.4) averages.

## PRO BOWL PUNTER

## NOTE THE QUOTE

*ESPN.com’s Kevin Seifert on Sam Koch’s arsenal of punts:*

“Some are designed to hook toward the sideline with maximum hang time. Others use an intentionally low trajectory to aid coverage teams. He has a knuckler and one kick that drops, from the returner’s perspective, roughly in the shape of the letter “S.” He’s debuted a “boomerang” punt that does just what you would imagine it might. Most, but not all, of these punts are intended to discourage a clean catch and minimize the return.

“It’s not unusual for NFL punters to develop a “changeup” of sorts, but no one has ever had multiple options at the ready. ... The NFL changes every day, but there are only a few moments in each generation when it transforms. This is one of them. In plain sight, Sam Koch and the Ravens have introduced a new way to punt.”

## RAVENS IRONMAN

### RAVENS CONSECUTIVE GAMES PLAYED / ALL-TIME STREAKS

Rk.	Player	Games	Years
1.	Sam Koch	182	2006-present
2.	Jarret Johnson	129	2003-11
3.	Joe Flacco	122	2008-2015

### BALTIMORE RAVENS MOST ALL-TIME GAMES PLAYED


Rk.	Player	Games	Years
1.	Ray Lewis	228	1996-2012
2.	Matt Stover	207	1996-2008
3.	Terrell Suggs	203	2003-present
4.	Sam Koch	182	2006-present
	Jonathan Ogden	177	1996-2007



**Punts In 20**  
NFL’s Fourth Most  
Since 2014



**Net Punt Average**  
NFL’s Fourth Best  
Since 2014



**Gross Punt Average**  
NFL’s Ninth Best  
Since 2014





# JUSTIN TUCKER NOTES

## TUCKER AN ALL-TIME BEST

**K Justin Tucker** is the NFL's second-most accurate kicker of all time, hitting on 178 of 199 FGAs to produce an 89.4 success rate. In 2016, he connected on 38 of 39 FGAs (lone miss was a block), posting the fifth-best pct. (97.4) in NFL single-season history.

### BEST CAREER FIELD GOAL PERCENTAGE (NFL History / Min. 100 Att.)

Rk.	Player	FGM-FGA	Pct.
1.	Dan Bailey	178-198	89.9
2.	<b>Justin Tucker</b>	<b>178-199</b>	<b>89.4</b>
3.	Steven Hauschka	202-231	87.4
4.	Stephen Gostkowski	316-362	87.3
5.	Mike Vanderjagt	230-266	86.5



**9 TUCKER**  
**6TH SEASON**  
**2 PRO BOWLS**  
**6-1, 183**  
**KICKER**

*"We've got the best kicker in the league. There's no doubt about it. It's great to have a kicker with ice in his veins."  
– Terrell Suggs, Ravens OLB*

## TUCKER'S CAREER STATS

Year	1-19	20-29	30-39	40-49	50+	Total	Pct.	LG	PAT	Pts
2012	0-0	8-8	8-8	10-13	4-4	30-33	90.9	56	42-42	132
2013	0-0	10-10	12-13	10-11	6-7	38-41	92.7	61	26-26	140
2014	0-0	10-10	11-11	4-4	4-9	29-34	85.3	55	42-42	129
2015	0-0	10-10	9-9	10-11	4-10	33-40	82.5	52	29-29	128
2016	0-0	4-4	10-11	14-14	10-10	38-39	97.4	57	27-27	141
2017	0-0	6-6	1-1	2-2	1-3	10-12	83.3	50	10-10	40
<b>Totals</b>	<b>0-0</b>	<b>48-48</b>	<b>51-53</b>	<b>50-55</b>	<b>29-43</b>	<b>179-190</b>	<b>89.4</b>	<b>61</b>	<b>176-176</b>	<b>710</b>



FGs Made  
NFL's Most  
Since 2012



Points Scored  
NFL's Second  
Most Since 2012



Career FG Pct.  
Second-Best Mark  
in NFL History



40-Plus-Yard FGs  
NFL's Most  
Since 2012



50-Plus-Yard FGs  
NFL's Most  
Since 2012

## A TREMENDOUS 2016

In 2016, All-Pro **K Justin Tucker** connected on 38 of 39 FGAs (lone miss was a block), posting the fifth-best percentage in NFL single-season history. In addition to making 35-straight FGs at one point (tied for fifth-best streak ever), here are several facts about his remarkable season, which is arguably the best ever by a kicker:

- ✓ Tucker's 38 FGs made ranked No. 1 in the NFL. He was also 27-of-27 on PATs. An NFL single-season record 24 of Tucker's 38 FGs made in 2016 came from 40 yards or beyond.
- ✓ Tucker's 10 FGs of 50-plus yards are a Ravens' single-season record. They tie (Blair Walsh, 2012) for the most in NFL history. (Tucker was a perfect 10-for-10 from 50 yards and out during the 2016 season.)
- ✓ Tucker's 141 points ranked second in the league only behind Atlanta's Matt Bryant (158).
- ✓ In Week 12 vs. Cincy, Tucker became just the ninth kicker in league history to make 3 FGs of 50-plus yards in a single game (52, 57 & 54). He is also the first kicker in NFL history to make 3 FGs of 50-plus yards in the first half of a game. (These feats earned him AFC ST POW honors.)

### BEST FG PERCENTAGE / NFL SINGLE-SEASON HISTORY

Rk.	Player (Team)	FGM-FGA	Pct.
1.	Gary Anderson (1998)	35-35	100.0
	Mike Vanderjagt (2003)	37-37	100.0
	Jeff Wilkins (2000)	17-17	100.0
	Tony Zendejas (1991)	17-17	100.0
5.	<b>Justin Tucker (2016)</b>	<b>38-39</b>	<b>97.4</b>

## TUCKER TIDBITS

- ✓ *Since PATs were moved back in 2015, Tucker (66-of-66) and Dan Bailey (85-of-85) are the only kickers yet to miss.*
- ✓ *Tucker is a three-time AFC Player of the Month, which ties him with Ed Reed & Matt Stover for most in Ravens history. Tucker has also earned seven AFC Special Teams Player of the Week honors.*
- ✓ *Tucker's 6 FGs on 12/16/13 at Det. set a team record and a single-game NFL high in 2013. Against the Lions, he became the first NFL kicker ever to connect from the 20-, 30-, 40-, 50- & 60-yard range in a game.*
- ✓ *Tucker's 93.3 career FG% when kicking on grass (83-of-89) ranks as the NFL's best of all time. (The next best is Dan Bailey at 87.7%.)*
- ✓ *Tucker's 92.7 career FG% (89-of-96) in the second half/overtime ranks as the NFL's best second half/OT mark of all time.*



# JUSTIN TUCKER & ERIC WEDDLE NOTES

## TUCK'S CHART TALK

### MOST FIELD GOALS MADE / SINCE 2012

Rk.	Player (Team)	FGM
1.	Justin Tucker (Bal.)	178
2.	Stephen Gostkowski (NE)	175
3.	Steven Hauschka (Buf.)	161
4.	Adam Vinatieri (Ind.)	155
5.	Dan Bailey (Dal.)	146

### MOST NFL POINTS / SINCE 2012

Rk.	Player (Team)	Points
1.	Stephen Gostkowski (NE)	801
2.	Justin Tucker (Bal.)	710
3.	Steven Hauschka (Buf.)	691
4.	Adam Vinatieri (Ind.)	671
5.	Dan Bailey (Dal.)	663

### CONSECUTIVE FIELD GOALS MADE (All-Time NFL Streaks)

Rk.	Kicker (Years)	FGs Made
1.	Adam Vinatieri (2015-16)	44
2.	Mike Vanderjagt (2002-04)	42
3.	Gary Anderson (1997-98)	40
4.	Matt Stover (2005-06)	36
5.	Justin Tucker (2015-16) Adam Vinatieri (2013-14)	35

### BEST NFL FIELD GOAL PERCENTAGE (2016 Season)

Rk.	Player (Team)	FGM-FGA	Pct.
1.	Justin Tucker (Bal.)	38-39	97.4
2.	Matt Bryant (Atl.)	34-37	91.9
3.	Ryan Succop (Ten.)	22-24	91.7
4.	Steven Hauschka (Sea.)	33-37	89.2
5.	Cairo Santos (KC)	31-35	88.6
6.	Two Players	27-31	87.1

### BEST FIELD GOAL PERCENTAGE / ROOKIES (NFL History)

Rk.	Player (Year)	FGM-FGA	Pct.
1.	Blair Walsh (2012)	35-38	92.1
2.	Justin Tucker (2012)	30-33	90.9
3.	Cody Parkey (2014)	32-36	88.9
	Alex Henery (2011)	24-27	88.9
5.	Chandler Catanzaro (2014)	29-33	87.9
6.	Dan Bailey (2011)	32-37	86.5

### BEST FIELD GOAL PERCENTAGE (Ravens Single-Season History)

Rk.	Player (Year)	FGM-FGA	Pct.
1.	Justin Tucker (2016)	38-39	97.4
2.	Matt Stover (2006)	28-30	93.3
3.	Justin Tucker (2013)	38-41	92.7
4.	Justin Tucker (2012)	30-33	90.9
5.	Matt Stover (2004)	29-32	90.6

(min. 16 att.)

## TUCKER'S GAME-WINNERS

# 12

Career game-winning FGs by K Justin Tucker:

- 2016: Week 3 at Jax., 53 yards
- 2016: Week 2 at Cle., 49 yards
- 2015: Week 11 vs. STL, 47 yards
- 2015: Week 8 vs. SD, 39 yards
- 2015: Week 4 at Pit., 52 yards OT
- 2014: Week 3 at Cle., 32 yards
- 2013: Week 15 at Det., 61 yards
- 2013: Week 10 vs. Cin., 46 yards OT
- 2013: Week 5 at Mia., 44 yards
- 2012: Div. at Den., 47 yards 2OT
- 2012: Week 12 at SD, 38 yards OT
- 2012: Week 3 vs. NE, 27 yards

*"He's very valuable. I'm a Justin Tucker guy, along with Morgan [Cox, snapper] and Sam [Koch, holder]. It's a team effort in there with the protection, and those guys do a good job. But when it's all said and done, the kicker is key. He's the guy that's going to knock it through the uprights, and there's nobody better than Justin Tucker."*

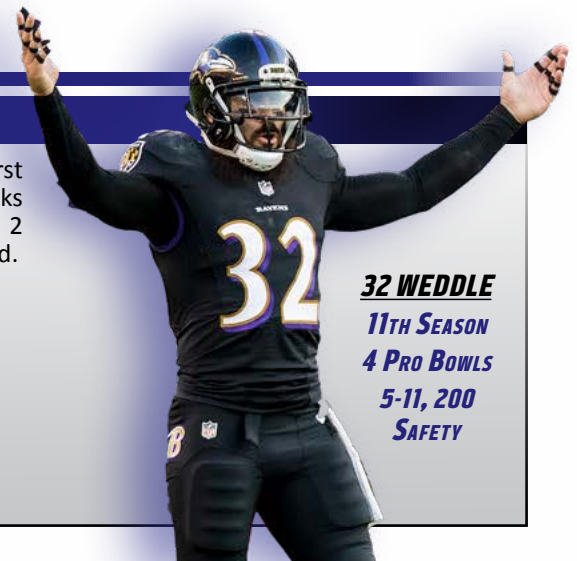
*– John Harbaugh, Ravens Head Coach*

## THE SECONDARY'S SERGEANT

**S Eric Weddle's** 25-career INTs rank third (tied) among active safeties. In his first year (2016) as a Raven, he earned Pro Bowl honors by producing a team-high 4 picks (tied, C.J. Mosley) and 89 tackles. The four-time NFL All-Star has already posted 2 INTs this season, tying **CB Brandon Carr** and **DB Lardarius Webb** for the team lead.

### NFL INTERCEPTIONS LEADERS / ACTIVE NFL SAFETIES

Rk.	Player (Team)	INTs	Yards	TDs
1.	DeAngelo Hall (Was.)	43	838	5
2.	Reggie Nelson (Oak.)	35	483	1
3.	Eric Weddle (Bal.)	25	384	3
	Mike Adams (Car.)	25	284	2
	Jairus Byrd (Car.)	25	468	2
6.	Earl Thomas (Sea.)	24	314	1



**32 WEDDLE**  
11TH SEASON  
4 PRO BOWLS  
5-11, 200  
SAFETY

## WEDDLE 2016 FAST FACTS

- ✓ Weddle was one of three NFL safeties (Landon Collins & Kurt Coleman) with at least 4 INTs and 1 sack in 2016.
- ✓ Weddle's 4 INTs tied for fifth among NFL safeties.
- ✓ Weddle's 13 PD marked a career high and led the team.



Active NFL Safety (Weddle) w/ 900 tackles, 25 INTs & 5 sacks



Active NFL Safeties (Weddle, D. Hall & R. Nelson) w/ 20 INTs & 80 PD



Team-Leading INTs in 2016 tied w/ C.J. Mosley



# RAVENS IN OUR COMMUNITY

## A PURPLE EVENING

On Oct. 9, the Ravens hosted their 11th annual A Purple Evening, an event dedicated to the team's female fan base. Throughout the evening, over 4,500 women of the Ravens' fan club, *Purple*, were surrounded by 22 Ravens players for a night of games and activities. The event offered behind-the-scenes locker room tours, multiple photo opportunities, a Lip Sync Battle, bingo and autograph sessions. Women also had a unique opportunity to participate in a series of fundamental football drills on the field of M&T Bank Stadium.



TE Nick Boyle, DE Bronson Kaufusi and DT Carl Davis



DE Chris Wormley

## PROJECT ACES

For the eighth-consecutive year, the Ravens have partnered with the Carroll County School District to execute the PLAY 60 Challenge through Project ACES (Active Children Excel in School). The Project ACES program reaches 26 elementary schools and impacts approximately 12,000 students. Throughout the program, students will challenge themselves and their classmates to get active during the two-week period. Prizes will be awarded to individual students, as well as schools whose student bodies log the most minutes or show the most improvement.



## RAVENS AND POLICE VISIT WEST BALTIMORE

On Oct. 9, QB Joe Flacco, DT Brandon Williams, DT Carl Davis, S Tony Jefferson, LS Morgan Cox and CB Marlon Humphrey made a trip to underserved neighborhoods in West Baltimore. During their outing, they stopped at three schools and a community center to visit with local youth and police officers. The players shared with students the importance of respecting others in order to build a better community. The visit came as part of a new NFL league-wide initiative developed to bridge relationships between communities and their local law enforcement agencies.



## CRUCIAL CATCH



The Baltimore Ravens honored approximately 40 individuals who are battling, or who have overcome, cancer at the Ravens vs. Bears game on Oct. 15. Survivors, and those who are currently undergoing treatment, were invited onto the field pregame to illustrate how the Ravens and the American Cancer Society (ACS) are united in the fight to intercept cancer. As fans entered the stadium, they were invited to create a name card to honor their friends and loved ones who have faced cancer. Through the campaign, *Crucial Catch: Intercept Cancer*, fans were encouraged to take part in routine cancer screenings.



## JOHN HARBAUGH MONDAY PRESS CONFERENCE: WEEK 7

**The last couple of weeks, there have been a couple instances where you have had to use timeouts with the play clock running down. The one Sunday, it looked like QB Joe Flacco thought the clock should have been reset because the guy tore off the ball. Would you like to see a bigger sense of urgency at the line, or do you think that is not on you guys directly? (Jeff Zrebiec)** “I do not know if the clock should have been reset or not. Maybe it should have – that would be a good question for the officials. It does not really matter in our sense. If the clock is not reset, we have to get the play off, so the answer is ‘yes’ to your question. We can’t afford that.”

**With 6:30 to go, you took a timeout. Instead of taking it, in retrospect, do you look back and maybe you just take the delay of game penalty? (Jerry Coleman)** “Which one? That one there with Joe [Flacco] on offense?” (Reporter: “Yes.”) “We could have taken the delay, but Joe took the timeout.”

**You talk about the week-to-week thing. You guys are 3-3, won two, lost two, won one, lost one. Do you feel a little bit of spinning your wheels? Obviously, you are a little disappointed to be 3-3, but do you feel maybe you are just a win streak away? (David Ginsburg)** “I think it is a good point. It probably puts it in perspective right there. Spinning your wheels right now, being .500, is in the hunt. We are very much in it. We have had three pretty good games – in some ways, excellent games. We have had three not-so-good games, and it has not been across the board. It has been this [or] that, that has cost us. We need to find a way to win games. That is really what it boils down to. You try to stack as many wins as you can. We have three wins at this point. We are going to need to go more than .500 the rest of the way to accomplish what we want to accomplish, but we need to get about 10 wins. We need to find a way to put wins together. That is what we need to do from week to week. We need to do it next week. We are disappointed we did not get it done last week. We battled back. We did not do a lot of things well. There are a lot of things we did not get done. But we did find ourselves in position to win the game in overtime, and we had a great opportunity to do it. The toughest thing about the last game is that once we got back in position to win the game, we did not close it out, really, on either side of the ball. That is where I probably would have liked to see us finish. Let’s finish; let’s win this game. Let’s go to 4-2 and find a way to win. We will be talking about how ugly it was, but we won. Now, we are talking about how ugly it was, but we lost. In the end, we have to find a way to win the next game. We have to build on our strengths. There are a lot of things that we are doing well. We have to minimize some mistakes that we are making. We have to find a way to minimize our weaknesses, because we have weaknesses like most teams. But we have to find a way to make those not hurt as much as possible.”

**One of the things you were doing well last week was the deep shots to WR Mike Wallace. Was not throwing the ball deep in this game a result of something you had seen with the Bears that you couldn’t do? Was it poor O-line play? (Stan Charles)** “It is a combination of things. They were playing back there. They were definitely playing top-down zone coverage, for the most part. There were deep calls. There were deep shots taken. They were back there covering. We dropped one that turned into an interception, and we dropped another comeback that turned into an interception. Those are things that when you throw the ball, you have to execute. It is one thing to take the punches; it is another thing to land the punches. You have to land some punches, and we have to find a way to do that.”

**I don’t know if K Justin Tucker would have been in field goal range or not. There were 12 seconds to go there, and QB Joe Flacco throws in the middle of the field. Was that because the sidelines were taken up? (Jerry Coleman)** “Yes, the defense, they were in ... That is a good question. The sideline throw is what we like to do there. But they play a certain box prevent defense there, where they line three guys up on either side at all three levels, and whatever out routes you run, they man them up and don’t let you go out of bounds. You might be able to stick one in there and sneak out of bounds, but your chances of doing that are [bad]. That is what that defense is for – to take away [those throws]. We had something schemed up that we tried to try dump the ball in the middle and try to get guys out in front of the play and see if we could pop a home run, basically. It is another form of a ‘Hail Mary.’ It did not pop. It is a low-percentage play, certainly. If we would have had 17 or 18 seconds left, we could have gotten the ball clocked, but we only had 12 seconds when the play started.”

**Did you get any clarification about when the guy ran into WR/RS Michael Campanaro on the punt? (Todd Karpovich)** “The way [the official] explained it to me was that he was not hit hard enough. Yeah, I know. I haven’t heard that before, but that was the explanation.”

**Having looked at the tape, what are you seeing defending the run? It seems like there is a lot of volatility. You guys will have stretches where you clean up and it is pretty tight. Other times, they will get some chunk plays. What are you seeing against the**



**run? (Luke Jones)** “That is exactly right. We need to be more consistent. I saw too many yards between the tackles, bottom line. I thought we played pretty well on the edges, for the most part. That is a stretch zone team, and we defended that play pretty well. They were cutting the ball back, and they were squeezing it between our tackles or between our tackle and our end too much for three, four, five, six, seven yards. I thought we had too many second-and-fives, second-and-sixes, second-and-fours than we normally would want to have. Those guys are battling. Also, at the end of the game, there was 3.4 yards per carry, which is pretty good. When you run the ball around 50 times, you are probably going to have some yards at the end. The most disappointing run, obviously, was the one that they popped in overtime. That was the one that was the number – what was it 60 yards, something like that? That is where a lot of those yards came, and that was really the game-deciding play.”

**People love to find something to blame, and it is not always one person, but a lot of people are focused on offensive coordinator Marty Mornhinweg. What gives you confidence that Marty has the offense going in the right direction where you want it to be? (Jamison Hensley)**

“Marty is a great coach. There is no question in my mind about it. I have seen him over the years. I know what he can do. I know what he is trying to do. I know what all the coaches are trying to do. You do everything you can to put your guys in position to make plays, and you are in it together. The players are in it together; the coaches are in it together. We are fighting together to try and do it. Anytime you try to pin the blame on one person in a team sport like this, that is always going to be a mistake. That is nonsensical. It just does not work that way. But I understand how it works. We all understand that.”

**How close were you to using WR Jeremy Maclin, and would you hope that WR Breshad Perriman can get past concussion protocol and be ready for next week? (David Ginsburg)**

“I don’t really know how close it was. That is up to the doctors. That would be something you have to ask them. They don’t really tell us how close a guy is. There is no percentage on that, that I am aware of. We hope to have all of our guys back next week. We will just have to see how it shakes out.”

**Losing WR Breshad Perriman and not having WR Jeremy Maclin, you were pretty low on the depth chart at receiver. Did those guys get the separation you wanted? (David Ginsburg)**

“The bottom line is that it is the same type of answer to the question that Jamison [Hensley] just asked. We all have to do a better job of finding a way to get the passing game going. We are running the ball pretty well. We want to run the ball better, certainly. We want to do everything as well as we can, but we have to find some yards in the passing game. The big plays that Stan [Charles] is talking about, that is something we have to find. We also have to find the chain-movers, the consistent plays underneath, where we can move the chains and get first downs and create more plays. Whether it is play-action passes, quick game, concept passes – protection goes with that – all of those things go together. They all tie together. When you put those things together, and they are clicking and the quarterback is playing, the passing game can look great. When one or two things are off and you don’t have separation like you said or you don’t quite get protection, that is when things don’t look good at all. When you have those things happening sporadically over the course of the whole game – different things and different plays – then it can look bad. We just have to put it together. We have to keep working. There is a lot of season left. Every week is a different week. We have good players, we have good coaches. We are capable of putting together a good passing attack. We will go to work on doing it. It is a week-to-week game. We need to find a passing game for Minnesota.”

**Could you have foreseen the significant impact of the loss of DT Brandon Williams and DE Brent Urban? (Stan Charles)**

“I don’t feel like the replacements have done a poor job, by any stretch. When you watch the guys individually, they’re playing well, they’re playing hard, they’re playing up to their capabilities. But, you’re talking about two high-level players – Brandon Williams, obviously, at the highest level, and Brent Urban coming into his own as that kind of player. So, it’s taken a little bit of an edge off of our run defense – there’s no doubt about it. It’s 3.4 yards [per carry] instead of 2.1 yards a carry, maybe. But, we’re getting a lot of tackles for loss. Terrell Suggs made a number of really big, good plays in the backfield [on Sunday]. Our guys are flying around to the football. I love the way we’re playing, as far as the style of play, the effort, the tenacity, the physicality – it’s all there. But, we want to be dominant. What you’re talking about it a dominant run defense, and that’s what we had earlier in the year. We have to find a way to get back to that, and getting Brandon back will be a big plus.”

**After watching the film, was it a combination of things that caused the drop passes? (Jerry Coleman)**

“No question; we have to catch the ball better. There’s no doubt about it. That’s what you do when you’re a receiver or a tight end or a back. Your job is to hold on to the football, catch the football, throw the ball well as a quarterback. All those guys, we have to be more precise, and we have to be better in the passing game. Catching the ball, to me, is a prerequisite. If you’re a receiver or a tight end, you’re a receiver by trade – one of those three positions – your job is to catch the ball. That’s it.”

**Your three starting defensive linemen all played 54 or more defensive snaps. That seems like pretty high numbers compared to other games. I noticed DE Bronson Kaufusi didn’t have as many. Did something happen to him that made you thin over the course of the game? (Luke Jones)**

“No, he was healthy. You have to play well, and he’s learning, to be honest with you. We had to stop the



run, and we needed a little more physicality in there. Fifty-four snaps is probably a lot, but we had 80 defensive snaps. So, you earn your snaps.”

**Is there anything you can do to improve the success of the offense in the red zone? (Ed Lee)** “Sure. Every one of those plays is different; that’s execution of the plays and sometimes it’s protection. It was kind of what we were just talking about. Sometimes it’s protection, sometimes a guy running a route well, sometimes it’s running the right route. We had a couple route errors down there by a couple guys – that doesn’t go over very well. All those things factor in. Sometimes you have to come up with a throw and a catch. Sometimes it’s a scramble play. All those things happen in the red zone, and extended plays are big in the red zone. So, we’re just not making the plays we need to make down there, and it’s everybody – coaches and players. We have to find a way to do it.”

**There’s been reports linking the Ravens to free agent LB NaVorro Bowman. Is he a guy you’re looking at, or is that not going to happen? (Jeff Zrebiec)** “I don’t know. That’s something that [general manager] Ozzie [Newsome] ... If he was doing press conferences, he could probably answer that question for you. I really don’t know the answer to that right now.”

**How great was it to see CB Jimmy Smith play as much as he did? Did he make it out of the game OK? (Luke Jones)** “He made it out of the game great. Jimmy did well, thanks. He was good. He’s probably sore from the game, but he played all the snaps. He played excellent. I thought all our corners played exceptionally well. You want to talk about the team a little bit ... The corners played great. They covered well, they ran to the ball, and they were good in run support on the edges – that was big. Our safeties played really well. Our safeties played really well, except for a couple of bad plays. Those are plays that those guys are beating themselves up over. I know how they think; I know how they are. They’re both great players; they both have high standards for themselves. But, you have to play all the plays really well, and that’s the standard they set for themselves. We have to eliminate those big plays. The plays we gave [Chicago] – really three plays, when you look at it ... Even after the turnovers, we stepped up pretty well. But, we gave them two pass plays and a long run play that, if not for those plays, it was a pretty dominant defensive performance, all in all. But, that’s how it goes. I don’t care how many plays you’re out there. With the guys we have playing on defense – that’s how they feel. They feel like we should play 80 great plays of football, and we have to find a way to do it.”

**Did you think G Jermaine Eluemunor held up well, given his first-career start? (Jeff Zrebiec)** “Yes, he was OK. He had some good plays and some not-so-good plays. He fought, competed. One good thing about him [is] he’s very physical, he’s very stout. So, he didn’t get pushed around. He got edged one time, really badly, on a pass protection. He’ll want that one back. But, all in all, he did OK.”

**Is there an update on TE Maxx Williams’ injury? (Ed Lee)** “No, no update.”

**How did you feel for RB Bobby Rainey’s kickoff return for a touchdown, to give the team that spark? Just speak a little bit to that kind of a play. (Luke Jones)** “What a play. What a heads-up play, for one thing. We should have our own guy tackle our guy every time if it’s going to make [that happen]. *(laughter)* It’s part of the design, so it’s very creative on [special teams coordinator/associate head] coach [Jerry] Rosburg’s part. *(laughter)* Bobby is a really heads-up player; he’s a really smart player. He has great balance, great feet – you’ve seen that – good hands. He’s a guy who can help us in the passing game underneath with screens and things like that, and he’s really good in pass protection. As he works himself into shape, hopefully, he can play a role. That was a phenomenal play; it was really well-blocked. We lulled them to sleep, I guess you’d say. The punt return [for a touchdown] was just a good return by ‘Camp’ [Michael Campanaro] and really great blocking by everybody. When you look at plays like that ... We had a number of returns during the game – four or five punt returns – [with] no penalties. That’s been a big point of emphasis; that’s something that was frustrating a few weeks back. So, for those guys to step up and be penalty-free in those plays ... I mean, you’re downfield. Those are long punts he punted, there’s a lot of real estate being covered, and our guys played with great discipline on that. That was really a positive for us. Kickoff return – we were good except for that one return. We have to do a better job when we directional kick [with] squeezing the backside of coverage down. That’s young guys learning. We can do a better job with that.”

# ALPHABETICAL ROSTER

As of Oct. 17

No.	Name	Pos.	Ht.	Wt.	Birthdate	Exp.	College	Hometown
37	Allen, Javorius	RB	6-0	222	8/27/91	3	Southern California	Miccosukee, FL
70	Bergstrom, Tony	G/C	6-5	315	8/6/86	6	Utah	Salt Lake City, UT
61	Bowanko, Luke	C	6-6	300	6/13/91	4	Virginia	Clifton, VA
54	Bowser, Tyus	OLB	6-3	240	5/23/95	R	Houston	Tyler, TX
86	Boyle, Nick	TE	6-4	270	2/17/93	3	Delaware	Sussex, NJ
12	Campanaro, Michael	WR/RS	5-9	191	1/25/91	4	Wake Forest	Clarksville, MD
24	Carr, Brandon	CB	6-0	210	5/19/86	10	Grand Valley State	Flint, MI
36	Clark, Chuck	S	6-0	210	4/19/95	R	Virginia Tech	Suffolk, VA
34	Collins, Alex	RB	5-10	210	8/26/94	2	Arkansas	Ft. Lauderdale, FL
51	Correa, Kamalei	LB	6-3	241	4/27/94	2	Boise State	Honolulu, HI
46	Cox, Morgan	LS	6-4	235	4/26/86	8	Tennessee	Collierville, TN
94	Davis, Carl	DT	6-5	321	3/2/92	3	Iowa	Detroit, MI
71	Eluemunor, Jermaine	G/T	6-4	338	12/13/94	R	Texas A&M	London, England
5	Flacco, Joe	QB	6-6	245	1/16/85	10	Delaware	Audubon, NJ
69	Henry, Willie	DT	6-3	308	3/20/94	2	Michigan	Cleveland, OH
43	Hill, Jaylen	CB	5-10	178	5/26/94	R	Jacksonville State	Marietta, GA
77	Howard, Austin	T	6-7	330	3/22/87	8	Northern Iowa	Davenport, IA
29	Humphrey, Marlon	CB	6-0	197	7/8/96	R	Alabama	Hoover, AL
74	Hurst, James	G/T	6-5	317	12/17/91	4	North Carolina	Plainfield, IN
23	Jefferson, Tony	S	5-11	215	1/27/92	5	Oklahoma	Chula Vista, CA
66	Jensen, Ryan	G/C	6-4	319	5/27/91	4	Colorado State-Pueblo	Fort Morgan, CO
47	Johnson, Steven	ILB	6-1	237	3/28/88	6	Kansas	Wallingford, PA
99	Judon, Matthew	OLB	6-3	263	8/15/92	2	Grand Valley State	West Bloomfield, MI
92	Kaufusi, Bronson	DE	6-6	285	7/6/91	2	BYU	Provo, UT
4	Koch, Sam	P	6-1	222	8/13/82	12	Nebraska	Seward, NE
41	Levine Sr., Anthony	DB/LB	5-11	209	3/27/87	6	Tennessee State	Winston-Salem, NC
18	Maclin, Jeremy	WR	6-0	198	5/11/88	9	Missouri	Kirkwood, MO
15	Mallett, Ryan	QB	6-6	250	6/5/88	7	Arkansas	Texarkana, TX
13	Matthews, Chris	WR	6-5	241	10/6/89	3	Kentucky	Los Angeles, CA
88	Mayle, Vince	TE/WR	6-2	247	6/12/91	2	Washington State	Sacramento, CA
33	McRae, Tony	CB	5-10	185	5/3/93	1	North Carolina A&T	Maxton, NC
10	Moore, Chris	WR/RS	6-1	204	6/16/93	2	Cincinnati	Tampa, FL
57	Mosley, C.J.	ILB	6-2	250	6/19/92	4	Alabama	Mobile, AL
48	Onwuasor, Patrick	ILB	6-0	227	8/22/92	2	Portland State	Inglewood, CA
11	Perriman, Breshad	WR	6-2	215	9/10/93	3	Central Florida	Lithonia, GA
97	Pierce, Michael	DT	6-0	340	11/6/92	2	Samford	Daphne, AL
31	Rainey, Bobby	RB	5-8	212	10/16/87	6	Western Kentucky	Griffin, GA
42	Ricard, Patrick	DL/FB	6-3	304	5/27/94	R	Maine	Spencer, MA
68	Skura, Matt	G/C	6-3	313	2/17/93	1	Duke	Columbus, OH
22	Smith, Jimmy	CB	6-2	210	7/26/88	7	Colorado	Colton, CA
90	Smith, Za'Darius	OLB	6-4	275	9/8/92	3	Kentucky	Greenville, AL
79	Stanley, Ronnie	T	6-6	320	3/18/94	2	Notre Dame	Las Vegas, NV
55	Suggs, Terrell	OLB	6-3	265	10/11/82	15	Arizona State	Chandler, AZ
9	Tucker, Justin	K	6-1	183	11/21/89	6	Texas	Austin, TX
17	Wallace, Mike	WR	6-0	200	8/1/86	9	Mississippi	New Orleans, LA
82	Watson, Benjamin	TE	6-3	251	12/18/80	14	Georgia	Rock Hill, SC
21	Webb, Lardarius	DB/RS	5-10	185	10/12/85	9	Nicholls State	Opelika, AL
32	Weddle, Eric	S	5-11	200	1/4/85	11	Utah	Alta Loma, CA
28	West, Terrance	RB	5-10	225	1/28/91	4	Towson	Baltimore, MD
98	Williams, Brandon	DT	6-1	340	2/21/89	5	Missouri Southern St.	Kirkwood, MO
87	Williams, Maxx	TE	6-4	257	4/12/94	3	Minnesota	Waconia, MN
56	Williams, Tim	OLB	6-3	260	11/12/93	R	Alabama	Baton Rouge, LA
93	Wormley, Chris	DE	6-5	300	10/25/93	R	Michigan	Toledo, OH

## Practice Squad

16	Adeboyejo, Quincy	WR	6-3	197	5/26/95	R	Mississippi	Cedar Hill, TX
45	Crockett, John	RB	6-0	215	2/16/92	2	North Dakota State	Minneapolis, MN
59	Grigsby, Nicholas	LB	6-2	230	7/2/92	2	Pittsburgh	Trotwood, OH
83	Holmes, Gabe	TE	6-5	255	3/29/91	3	Purdue	Miramar, FL
38	Jean-Baptiste, Stanley	CB	6-3	218	4/12/90	3	Nebraska	Miami, FL
78	Joseph, Dieugot	T	6-6	300	3/21/94	R	Florida International	Orlando, FL
62	Kouandjio, Arie	T	6-5	316	4/23/92	3	Alabama	Hyattsville, MD
95	Lewis-Moore, Kapron	DT	6-4	315	1/24/90	4	Notre Dame	Weatherford, TX
76	Shakir, Maurquice	G	6-4	313	10/14/93	R	Middle Tennessee State	Los Angeles, CA
7	Woodrum, Josh	QB	6-3	231	11/7/92	1	Liberty	Roanoke, VA

## Injured Reserve

35	Boykin, Brandon	CB	5-10	173	7/13/90	6	Georgia	Fayetteville, GA
53	Bradley, Bam	ILB	5-11	237	6/26/94	R	Pittsburgh	Trotwood, OH
26	Canady, Maurice	CB	6-1	193	5/26/94	2	Virginia	Richmond, VA
30	Dixon, Kenneth	RB	5-10	223	1/21/94	2	Louisiana Tech	Strong, AR
80	Gillmore, Crockett	TE	6-6	266	11/16/91	4	Colorado State	Bushland, TX
60	Kublanow, Brandon	C	6-2	300	4/5/95	R	Georgia	Atlanta, GA
72	Lewis, Alex	G/T	6-6	315	4/21/92	2	Nebraska	Tempe, AZ
50	McClellan, Albert	LB	6-2	250	6/4/86	7	Marshall	Lakeland, FL
67	Nembot, Stephane	T	6-6	320	12/7/91	2	Colorado	Douala, Cameroon
27	Price, Sheldon	CB	6-2	198	3/26/91	2	UCLA	La Puente, CA
65	Siragusa, Nico	G	6-4	320	5/10/94	R	San Diego State	San Diego, CA
96	Urban, Brent	DE	6-7	300	5/5/91	4	Virginia	Mississauga, ON, CAN
6	White, Tim	WR	5-10	181	7/15/94	R	Arizona State	Los Angeles, CA
39	Woodhead, Danny	RB	5-8	204	1/25/85	9	Chadron State	North Platte, NE
73	Yanda, Marshal	G/T	6-3	305	9/15/84	11	Iowa	Anamosa, IA
25	Young, Tavon	CB	5-9	177	3/14/94	2	Temple	Oxon Hill, MD

# NUMERICAL ROSTER

As of Oct. 17

No.	Name	Pos.	Ht.	Wt.	Birthdate	Exp.	College	How Acq.	----- 2017 Games -----			
									P	S	DNP	INA
4	Sam Koch	P	6-1	222	8/13/82	12	Nebraska	D6a '06	6	0	0	0
5	Joe Flacco	QB	6-6	245	1/16/85	10	Delaware	D1 '08	6	6	0	0
9	Justin Tucker	K	6-1	183	11/21/89	6	Texas	FA '12	6	0	0	0
10	Chris Moore	WR/RS	6-1	204	6/16/93	2	Cincinnati	D4b '16	3	0	0	3
11	Breshad Perriman	WR	6-2	215	9/10/93	3	Central Florida	D1 '15	6	1	0	0
12	Michael Campanaro	WR/RS	5-9	191	1/25/91	4	Wake Forest	D7 '14	6	0	0	0
13	Chris Matthews	WR	6-5	241	10/6/89	3	Kentucky	FA '15	6	0	0	0
15	Ryan Mallett	QB	6-6	250	6/5/88	7	Arkansas	FA '15	1	0	5	0
17	Mike Wallace	WR	6-0	200	8/1/86	9	Mississippi	FA '16	6	5	0	0
18	Jeremy Maclin	WR	6-0	198	5/11/88	9	Missouri	FA '17	5	5	0	1
21	Lardarius Webb	DB/RS	5-10	185	10/12/85	9	Nicholls State	D3 '09	6	2	0	0
22	Jimmy Smith	CB	6-2	210	7/26/88	7	Colorado	D1 '11	6	6	0	0
23	Tony Jefferson	S	5-11	215	1/27/92	5	Oklahoma	UFA (ARI) '17	6	6	0	0
24	Brandon Carr	CB	6-0	210	5/19/86	10	Grand Valley State	UFA (DAL) '17	6	6	0	0
28	Terrance West	RB	5-10	225	1/28/91	4	Towson	FA '15	5	4	0	1
29	Marlon Humphrey	CB	6-0	197	7/8/96	R	Alabama	D1 '17	6	1	0	0
31	Bobby Rainey	RB	5-8	212	10/16/87	6	Western Kentucky	FA '17	1	0	0	0
32	Eric Weddle	S	5-11	200	1/4/85	11	Utah	UFA (SD) '16	6	6	0	0
33	Tony McRae	CB	5-10	185	5/3/93	1	North Carolina A&T	FA '17	5	0	0	0
34	Alex Collins	RB	5-10	210	8/26/94	2	Arkansas	FA '17	5	2	0	0
36	Chuck Clark	S	6-0	210	4/19/95	R	Virginia Tech	D6 '17	6	0	0	0
37	Javorius Allen	RB	6-0	222	8/27/91	3	Southern California	D4b '15	6	0	0	0
41	Anthony Levine Sr.	DB/LB	5-11	209	3/27/87	6	Tennessee State	FA '12	6	0	0	0
42	Patrick Ricard	DL/FB	6-3	304	5/27/94	R	Maine	FA '17	6	0	0	0
43	Jaylen Hill	CB	5-10	178	5/26/94	R	Jacksonville State	FA '17	0	0	0	6
46	Morgan Cox	LB	6-4	235	4/26/86	8	Tennessee	FA '10	6	0	0	0
47	Steven Johnson	ILB	6-1	237	3/28/88	6	Kansas	FA '17	1	0	0	0
48	Patrick Onwuasor	ILB	6-0	227	8/22/92	2	Portland State	FA '16	6	3	0	0
51	Kamalei Correa	LB	6-3	241	4/27/94	2	Boise State	D2 '16	6	3	0	0
54	Tyus Bowser	OLB	6-3	240	5/23/95	R	Houston	D2 '17	6	0	0	0
55	Terrell Suggs	OLB	6-3	265	10/11/82	15	Arizona State	D1a '03	6	6	0	0
56	Tim Williams	OLB	6-3	260	11/12/93	R	Alabama	D3b '17	4	0	0	2
57	C.J. Mosley	ILB	6-2	250	6/19/92	4	Alabama	D1 '14	6	6	0	0
61	Luke Bowanko	C	6-6	300	6/13/91	4	Virginia	TR (JAX) '17	6	0	0	0
66	Ryan Jensen	G/C	6-4	319	5/27/91	4	Colorado State-Pueblo	D6b '13	6	6	0	0
68	Matt Skura	G/C	6-3	313	2/17/93	1	Duke	FA '16	3	3	0	1
69	Willie Henry	DT	6-3	308	3/20/94	2	Michigan	D4d '16	4	1	0	2
70	Tony Bergstrom	G/C	6-5	315	8/6/86	6	Utah	TR (ARI) '17	3	0	0	3
71	Jermaine Eluemunor	G/T	6-4	338	12/13/94	R	Texas A&M	D5 '17	4	1	0	2
74	James Hurst	G/T	6-5	317	12/17/91	4	North Carolina	FA '14	6	6	0	0
77	Austin Howard	T	6-7	330	3/22/87	8	Northern Iowa	FA '17	6	6	0	0
79	Ronnie Stanley	T	6-6	320	3/18/94	2	Notre Dame	D1 '16	6	6	0	0
82	Benjamin Watson	TE	6-3	251	12/18/80	14	Georgia	UFA (NO) '16	6	6	0	0
86	Nick Boyle	TE	6-4	270	2/17/93	3	Delaware	D5a '15	6	5	0	0
87	Maxx Williams	TE	6-4	257	4/12/94	3	Minnesota	D2 '15	3	2	0	3
88	Vince Mayle	TE/WR	6-2	247	6/12/91	2	Washington State	WAV (DAL) '16	6	0	0	0
90	Za'Darius Smith	OLB	6-4	275	9/8/92	3	Kentucky	D4a '15	5	2	0	1
92	Bronson Kaufusi	DE	6-6	285	7/6/91	2	BYU	D3 '16	2	1	0	4
93	Chris Wormley	DE	6-5	300	10/25/93	R	Michigan	D3a '17	2	1	0	4
94	Carl Davis	DT	6-5	321	3/2/92	3	Iowa	D3 '15	5	2	0	1
97	Michael Pierce	DT	6-0	340	11/6/92	2	Samford	FA '16	6	5	0	0
98	Brandon Williams	DT	6-1	340	2/21/89	5	Missouri Southern St.	D3 '13	2	2	0	4
99	Matthew Judon	OLB	6-3	263	8/15/92	2	Grand Valley State	D5 '16	6	4	0	0
<b>Practice Squad</b>												
7	Josh Woodrum	QB	6-3	231	11/7/92	1	Liberty	FA '17	0	0	0	0
16	Quincy Adebeyejo	WR	6-3	197	5/26/95	R	Mississippi	FA '17	0	0	0	0
38	Stanley Jean-Baptiste	CB	6-3	218	4/12/90	3	Nebraska	FA '17	0	0	0	0
45	John Crockett	RB	6-0	215	2/16/92	2	North Dakota State	FA '17	0	0	0	0
59	Nicholas Grigsby	LB	6-2	230	7/2/92	2	Pittsburgh	FA '17	0	0	0	0
62	Arie Kouandjio	T	6-5	316	4/23/92	3	Alabama	FA '17	0	0	0	0
76	Maurquice Shakir	G	6-4	313	10/14/93	R	Middle Tennessee St.	FA '17	0	0	0	0
78	Dieugot Joseph	T	6-6	300	3/21/94	R	Florida International	FA '17	0	0	0	1
83	Gabe Holmes	TE	6-5	255	3/29/91	3	Purdue	FA '17	0	0	0	0
95	Kapron Lewis-Moore	DT	6-4	315	1/24/90	4	Notre Dame	FA '17	0	0	0	0
<b>Injured Reserve</b>												
6	Tim White	WR	5-10	181	7/15/94	R	Arizona State	FA '17	0	0	0	0
25	Tavon Young	CB	5-9	177	3/14/94	2	Temple	D4a '16	0	0	0	0
26	Maurice Canady	CB	6-1	193	5/26/94	2	Virginia	D6b '16	0	0	0	0
27	Sheldon Price	CB	6-2	198	3/26/91	2	UCLA	FA '15	0	0	0	1
30	Kenneth Dixon	RB	5-10	223	1/21/94	2	Louisiana Tech	D4e '16	0	0	0	0
35	Brandon Boykin	CB	5-10	173	7/13/90	6	Georgia	UFA (CHI) '17	0	0	0	0
39	Danny Woodhead	RB	5-8	204	1/25/85	9	Chadron State	UFA (SD) '17	1	0	0	0
50	Albert McClellan	LB	6-2	250	6/4/86	7	Marshall	FA '10	0	0	0	0
53	Bam Bradley	ILB	5-11	237	6/26/94	R	Pittsburgh	FA '17	2	0	0	0
60	Brandon Kublanow	C	6-2	300	4/5/95	R	Georgia	FA '17	0	0	0	0
65	Nico Siragusa	G	6-4	320	5/10/94	R	San Diego State	D4 '17	0	0	0	0
67	Stephane Nembot	T	6-6	320	12/7/91	2	Colorado	FA '16	0	0	0	0
72	Alex Lewis	G/T	6-6	315	4/21/92	2	Nebraska	D4c '16	0	0	0	0
73	Marshal Yanda	G/T	6-3	305	9/15/84	11	Iowa	D3b '07	2	2	0	0
80	Crockett Gillmore	TE	6-6	266	11/16/91	4	Colorado State	D3b '14	0	0	0	0
96	Brent Urban	DE	6-7	300	5/5/91	4	Virginia	D4a '14	3	3	0	0





# POSITIONAL ROSTER

As of Oct. 17

## QUARTERBACKS (2)

5 Flacco, Joe . . . . .QB  
15 Mallett, Ryan. . . . .QB

## WIDE RECEIVERS (6)

10 Moore, Chris . . . . . WR/RS  
11 Perriman, Breshad . . . . . WR  
12 Campanaro, Michael. . . . . WR/RS  
13 Matthews, Chris . . . . . WR  
17 Wallace, Mike . . . . . WR  
18 Maclin, Jeremy. . . . . WR

## RUNNING BACKS (4)

28 West, Terrance . . . . . RB  
31 Rainey, Bobby . . . . . RB  
34 Collins, Alex . . . . . RB  
37 Allen, Javorius . . . . . RB

## TIGHT ENDS (4)

82 Watson, Benjamin . . . . . TE  
86 Boyle, Nick . . . . . TE  
87 Williams, Maxx. . . . . TE  
88 Mayle, Vince . . . . . TE

## OFFENSIVE LINE (8)

61 Bowanko, Luke . . . . . C  
66 Jensen, Ryan . . . . . G/C  
68 Skura, Matt . . . . . G/C  
70 Bergstrom, Tony . . . . . G  
71 Eluemunor, Jermaine . . . . . G/T  
74 Hurst, James . . . . . G/T  
77 Howard, Austin . . . . . T  
79 Stanley, Ronnie . . . . . T

## SECONDARY (10)

21 Webb, Lardarius . . . . . DB/RS  
22 Smith, Jimmy . . . . . CB  
23 Jefferson, Tony. . . . . S  
24 Carr, Brandon . . . . . CB  
29 Humphrey, Marlon. . . . . CB  
32 Weddle, Eric . . . . . S  
33 McRae, Tony . . . . . CB  
36 Clark, Chuck . . . . . S  
41 Levine Sr., Anthony . . . . . DB/LB  
43 Hill, Jaylen . . . . . CB

## SPECIALISTS (3)

4 Koch, Sam . . . . . P  
9 Tucker, Justin. . . . . K  
46 Cox, Morgan . . . . . LS

## LINEBACKERS (9)

47 Johnson, Steven . . . . . ILB  
48 Onwuasor, Patrick . . . . . ILB  
51 Correa, Kamalei . . . . . LB  
54 Bowser, Tyus . . . . . OLB  
55 Suggs, Terrell. . . . . OLB  
56 Williams, Tim . . . . . OLB  
57 Mosley, C.J. . . . . ILB  
90 Smith, Za'Darius . . . . . OLB  
99 Judon, Matthew . . . . . OLB

## DEFENSIVE LINE (7)

42 Ricard, Patrick . . . . . DL/FB  
69 Henry, Willie . . . . . DT  
92 Kaufusi, Bronson. . . . . DE  
93 Wormley, Chris. . . . . DE  
94 Davis, Carl . . . . . DT  
97 Pierce, Michael . . . . . DT  
98 Williams, Brandon . . . . . DT

## PRACTICE SQUAD (10)

7 Woodrum, Josh . . . . . QB  
16 Adeboyejo, Quincy . . . . . WR  
38 Jean-Baptiste, Stanley . . . . . CB  
45 Crockett, John . . . . . RB  
59 Grigsby, Nicholas . . . . . LB  
62 Kouandjio, Arie . . . . . T  
76 Shakir, Maurquice . . . . . G  
78 Joseph, Dieugot . . . . . T  
83 Holmes, Gabe . . . . . TE  
95 Lewis-Moore, Kapron . . . . . DT

## RESERVE / INJURED (16)

6 White, Tim . . . . . WR  
25 Young, Tavon . . . . . CB  
26 Canady, Maurice. . . . . CB  
27 Price, Sheldon . . . . . CB  
30 Dixon, Kenneth . . . . . RB  
35 Boykin, Brandon . . . . . CB  
39 Woodhead, Danny . . . . . RB  
50 McClellan, Albert . . . . . LB  
53 Bradley, Bam . . . . . ILB  
60 Kublanow, Brandon . . . . . C  
65 Siragusa, Nico . . . . . G  
67 Nembot, Stephane. . . . . T  
72 Lewis, Alex . . . . . G/T  
73 Yanda, Marshal . . . . . G/T  
80 Gillmore, Crockett . . . . . TE  
96 Urban, Brent . . . . . DE

## 2017 COACHING STAFF

John Harbaugh . . . . . Head Coach  
Jerry Rosburg . . . . . Special Teams Coordinator / Associate Head Coach  
Marty Mornhinweg . . . . . Offensive Coordinator / Quarterbacks Coach  
Dean Pees . . . . . Defensive Coordinator  
Richard Angulo . . . . . Assistant Offensive Line  
Juney Barnett . . . . . Strength & Conditioning Coach  
Andy Bischoff . . . . . Offensive Assistant  
Randy Brown . . . . . Specialists Coach  
Joe Cullen . . . . . Defensive Line Coach  
Joe D'Alessandris . . . . . Offensive Line Coach  
Bobby Engram . . . . . Wide Receivers Coach

Thomas Hammock . . . . . Running Backs Coach  
Chris Hewitt . . . . . Secondary Coach  
Chris Horton . . . . . Assistant Special Teams Coach  
Mike Macdonald . . . . . Defensive Backs Coach  
Don Martindale . . . . . Linebackers Coach  
Greg Roman . . . . . Senior Offensive Assistant / Tight Ends Coach  
Steve Saunders. . . . . Director of Performance  
Craig Ver Steeg. . . . . Offensive Assistant / Quarterbacks  
Matt Weiss . . . . . Offensive Assistant  
Drew Wilkins . . . . . Assistant Defensive Line Coach



# DEPTH CHART

Updated by Ravens PR staff on Oct. 17

## OFFENSE

WR	11	Breshad Perriman	12	Michael Campanaro		
WR	17	Mike Wallace	10	Chris Moore		
WR	18	Jeremy Maclin*	13	Chris Matthews		
LT	79	Ronnie Stanley	74	James Hurst		
LG	74	James Hurst	70	Tony Bergstrom		
C	66	Ryan Jensen	61	Luke Bowanko		
RG	68	Matt Skura*	<u>71</u>	<u>Jermaine Eluemunor</u>		
RT	77	Austin Howard	74	James Hurst		
TE	82	Benjamin Watson	86	Nick Boyle	87	Maxx Williams
QB	5	Joe Flacco	15	Ryan Mallett		88 Vince Mayle
RB	34	Alex Collins	28	Terrance West*	37	Javorius Allen
						31 Bobby Rainey Jr.

## DEFENSE

DT	98	Brandon Williams*	69	Willie Henry		
NT	97	Michael Pierce	<u>93</u>	<u>Chris Wormley</u>	<u>42</u>	<u>Patrick Ricard</u>
DE	94	Carl Davis*	92	Bronson Kaufusi		
RUSH	55	Terrell Suggs	90	Za'Darius Smith	<u>56</u>	<u>Tim Williams</u>
MLB	57	C.J. Mosley	47	Steven Johnson		
WLB	48	Patrick Onwuasor	51	Kamalei Correa		
SLB	99	Matthew Judon	<u>54</u>	<u>Tyus Bowser</u>		
LCB	24	Brandon Carr	<u>29</u>	<u>Marlon Humphrey</u>	33	Tony McRae
SS	23	Tony Jefferson	41	Anthony Levine Sr.		
FS	32	Eric Weddle	21	Lardarius Webb	<u>36</u>	<u>Chuck Clark</u>
RCB	22	Jimmy Smith	<u>43</u>	<u>Jaylen Hill*</u>		

## SPECIAL TEAMS

P	4	Sam Koch				
K	9	Justin Tucker				
H	4	Sam Koch				
LS	46	Morgan Cox				
KOR	31	Bobby Rainey Jr.	34	Alex Collins	12	Michael Campanaro
PR	12	Michael Campanaro	21	Lardarius Webb		10 Chris Moore

Missed Previous Game w/ Injury\*

Rookies Underlined

## PRONUNCIATION GUIDE

**PLAYERS:** Quincy Adebayo (add-ah-BOY-joe); Javorius Allen (juh-VAR-us); Luke Bowanko (boh-WAIN-koh); Michael Campanaro (camp-ah-NAIR-oh); Maurice Canady (CAN-uh-dee); Kamalei Correa (KAH-mah-lay, corr-A-uh); Jermaine Eluemunor (EE-lew-mun-or); Dieugot Josph (jeh-GO); Bronson Kaufusi (cow-FOO-see); Sam Koch (Cook); Anthony Levine Sr. (luh-VEEN); Vince Mayle (MAY-lee); Stephane Nembot (steff-ON, NAME-bot); Patrick Onwuasor (o-WAH-so); Za'Darius Smith (zuh-DARE-ee-us); Lardarius Webb (lahr-DARE-ee-us); Marshal Yanda (YAWN-da); Tavon Young (TAY-von); **COACHES:** Richard Angulo (an-GOO-low); Andy Bischoff (BISH-off); Joe D'Alessandris (dell-ah-SAN-dress); Marty Mornhinweg (MORNING-wig); Craig Ver Steeg (ver-STEGG)



# HOW THE RAVENS ARE BUILT

## BY YEAR SIGNED

YEAR	PLAYER	ACQ.
2003	OLB Terrell Suggs	D1a
2006	P Sam Koch	D6a
2007	<i>G/T Marshal Yanda [Injured Reserve]</i>	D3b
2008	QB Joe Flacco	D1
2009	DB Lardarius Webb	D3
2010	LS Morgan Cox <i>LB Albert McClellan [Injured Reserve]</i>	RFA RFA
2011	CB Jimmy Smith	D1
2012	DB/LB Anthony Levine Sr. K Justin Tucker	FA RFA
2013	G/C Ryan Jensen DT Brandon Williams	D6b D3
2014	WR/RS Michael Campanaro <i>TE Crockett Gillmore [Injured Reserve]</i> OL James Hurst LB C.J. Mosley <i>DE Brent Urban [Injured Reserve]</i>	D7 D3b RFA D1 D4a
2015	RB Javorius Allen TE Nick Boyle DT Carl Davis QB Ryan Mallett WR Chris Matthews WR Breshad Perriman <i>CB Sheldon Price [Injured Reserve]</i> OLB Za'Darius Smith RB Terrance West TE Maxx Williams	D4b D5a D3 FA FA D1 FA D4a FA D2
2016	<i>CB Maurice Canady [Injured Reserve]</i> OLB Kamalei Correa RB Kenneth Dixon <i>[Injured Reserve]</i> DT Willie Henry OLB Matthew Judon DE Bronson Kaufusi <i>G/T Alex Lewis [Injured Reserve]</i> TE Vince Mayle WR Chris Moore <i>T Stephane Nembot [Injured Reserve]</i> ILB Patrick Onwuasor DT Michael Pierce G/C Matt Skura T Ronnie Stanley WR Mike Wallace TE Benjamin Watson S Eric Weddle <i>CB Tavon Young [Injured Reserve]</i>	D6b D2 D4e D4d D5 D3 D4c WA (Dal.) D4b RFA RFA RFA FA D1 FA UFA (NO) UFA (SD) D4a
2017	G Tony Bergstrom C Luke Bowanko OLB Tyus Bowser <i>CB Brandon Boykin [Injured Reserve]</i> <i>LB Bam Bradley [Injured Reserve]</i> CB Brandon Carr S Chuck Clark RB Alex Collins G Jermaine Eluemunor CB Jaylen Hill T Austin Howard CB Marlon Humphrey S Tony Jefferson ILB Steven Johnson <i>G/C Brandon Kublanow [Injured Reserve]</i> WR Jeremy Maclin CB Tony McRae RB Bobby Rainey FB/DL Patrick Ricard <i>G Nice Siragusa [Injured Reserve]</i> <i>WR Tim White [Injured Reserve]</i> OLB Tim Williams <i>RB Danny Woodhead [Injured Reserve]</i> DE Chris Wormley	TR (Ari.) TR (Jax.) D2 UFA (Chi.) RFA UFA (Dal.) D6 FA D5 RFA FA D1 UFA (Ari.) FA RFA FA FA RFA RFA D4 RFA D3b UFA (SD) D3a

## BY DRAFT ROUND

1st ROUND (9)	TEAM	YEAR
OLB Terrell Suggs	Baltimore	2003 (10th)
TE Benjamin Watson	New England	2004 (32nd)
QB Joe Flacco	Baltimore	2008 (18th)
WR Jeremy Maclin	Philadelphia	2009 (19th)
CB Jimmy Smith	Baltimore	2011 (27th)
LB C.J. Mosley	Baltimore	2014 (17th)
WR Breshad Perriman	Baltimore	2015 (26th)
T Ronnie Stanley	Baltimore	2016 (6th)
CB Marlon Humphrey	Baltimore	2017 (16th)
<b>2nd ROUND (4)</b>		
S Eric Weddle	San Diego	2007
TE Maxx Williams	Baltimore	2015
OLB Kamalei Correa	Baltimore	2016
OLB Tyus Bowser	Baltimore	2017
<b>3rd ROUND (10)</b>		
<i>G/T Marshal Yanda [Injured Reserve]</i>	Baltimore	2007
WR Mike Wallace	Pittsburgh	2009
CB/RS Lardarius Webb	Baltimore	2009
QB Ryan Mallett	New England	2011
G Tony Bergstrom	Oakland	2012
DT Brandon Williams	Baltimore	2013
<i>TE Crockett Gillmore [Injured Reserve]</i>	Baltimore	2014
RB Terrance West	Cleveland	2014
DT Carl Davis	Baltimore	2015
DE Bronson Kaufusi	Baltimore	2016
DE Chris Wormley	Baltimore	2017
OLB Tim Williams	Baltimore	2017
<b>4th ROUND (5)</b>		
<i>CB Brandon Boykin [Injured Reserve]</i>	Philadelphia	2012
<i>DE Brent Urban [Injured Reserve]</i>	Baltimore	2014
RB Javorius Allen	Baltimore	2015
TE Vince Mayle	Cleveland	2015
OLB Za'Darius Smith	Baltimore	2015
DT Willie Henry	Baltimore	2016
<i>RB Kenneth Dixon [Injured Reserve]</i>	Baltimore	2016
<i>G/T Alex Lewis [Injured Reserve]</i>	Baltimore	2016
WR Chris Moore	Baltimore	2016
<i>CB Tavon Young [Injured Reserve]</i>	Baltimore	2016
<i>G Nico Siragusa [Injured Reserve]</i>	Baltimore	2017
<b>5th ROUND (5)</b>		
CB Brandon Carr	Kansas City	2008
TE Nick Boyle	Baltimore	2015
RB Alex Collins	Seattle	2016
OLB Matthew Judon	Baltimore	2016
G Jermaine Eluemunor	Baltimore	2017
<b>6th ROUND (4)</b>		
P Sam Koch	Baltimore	2006
OL Ryan Jensen	Baltimore	2013
C Luke Bowanko	Jacksonville	2014
<i>CB Maurice Canady [Injured Reserve]</i>	Baltimore	2016
S Chuck Clark	Baltimore	2017
<b>7th ROUND (1)</b>		
WR/RS Michael Campanaro	Baltimore	2014
<b>UNDRAFTED (15)</b>		
<i>RB Danny Woodhead [Injured Reserve]</i>	NY Jets	2009
LS Morgan Cox	Baltimore	2010
DB Anthony Levine Sr.	Green Bay	2010
T Austin Howard	Philadelphia	2010
<i>LB Albert McClellan [Injured Reserve]</i>	Baltimore	2010
WR Chris Matthews	Cleveland	2011
ILB Steven Johnson	Denver	2012
RB Bobby Rainey	Baltimore	2012
K Justin Tucker	Baltimore	2012
S Tony Jefferson	Arizona	2013
<i>CB Sheldon Price [Injured Reserve]</i>	Indianapolis	2013
OL James Hurst	Baltimore	2014
CB Tony McRae	Oakland	2016
<i>T Stephane Nembot [Injured Reserve]</i>	Baltimore	2016
ILB Patrick Onwuasor	Baltimore	2016
DT Michael Pierce	Baltimore	2016
G/C Matt Skura	Baltimore	2016
<i>LB Bam Bradley [Injured Reserve]</i>	Baltimore	2017
CB Jaylen Hill	Baltimore	2017
<i>G/C Brandon Kublanow [Injured Reserve]</i>	Baltimore	2017
FB/DL Patrick Ricard	Baltimore	2017
<i>WR Tim White [Injured Reserve]</i>	Baltimore	2017



# PARTICIPATION CHART

Player	9/10 at Cin.	9/17 vs. Cle.	9/24 at Jax.*	10/1 vs. Pit.	10/8 at Oak.	10/15 vs. Chi.	10/22 at Min.	10/26 vs. Mia.	11/5 at Ten.	11/19 at GB	11/27 vs. Hou.	12/3 vs. Det.	12/10 at Pit.	12/17 at Cle.	12/23 vs. Ind.	12/31 vs. Cin.	REGULAR SEASON TOTALS			
																	GAMES PLAYED	GAMES STARTED	DID NOT PLAY	INACTIVE
Adeboyejo, Quincy	PS	PS	PS	PS	PS	PS											0	0	0	0
Allen, Javorius	X	X	X	X	X	X											6	0	0	0
Bergstrom, Tony	X	X	INA	INA	INA	INA											3	0	0	3
Bowanko, Luke	X	X	X	X	X	X											6	0	0	0
Bowser, Tyus	X	X	X	X	X	X											6	0	0	0
Boykin, Brandon	IR	IR	IR	IR	IR	IR											0	0	0	0
Boyle, Nick	TE	X	TE	TE	TE	TE											6	5	0	0
Bradley, Bam	X	X	IR	IR	IR	IR											2	0	0	0
Campanaro, Michael	X	X	X	X	X	X											6	0	0	0
Canady, Maurice	IR	IR	IR	IR	IR	IR											0	0	0	0
Carr, Brandon	LCB	LCB	LCB	LCB	LCB	LCB											6	6	0	0
Clark, Chuck	X	X	X	X	X	X											6	0	0	0
Collins, Alex	PS	X	X	RB	X	RB											5	2	0	0
Correa, Kamalei	WLB	WLB	X	WLB	X	X											6	3	0	0
Cox, Morgan	X	X	X	X	X	X											6	0	0	0
Crockett, John	NOR	NOR	PS	PS	PS	PS											0	0	0	0
Davis, Carl	X	X	X	DT	DT	INA											5	2	0	1
Dixon, Kenneth	IR	IR	IR	IR	IR	IR											0	0	0	0
Eluemunor, Jermaine	INA	INA	X	X	X	RG											4	1	0	2
Flacco, Joe	QB	QB	QB	QB	QB	QB											6	6	0	0
Freeny, Jonathan	NOR	NOR	NOR	X	X	X											3	0	0	0
Gillmore, Crockett	IR	IR	IR	IR	IR	IR											0	0	0	0
Grigsby, Nicholas	NOR	NOR	PS	PS	PS	PS											0	0	0	0
Henry, Willie	INA	INA	X	X	X	DT											4	1	0	2
Hill, Jaylen	INA	INA	INA	INA	INA	INA											0	0	0	6
Holmes, Gabe	NOR	NOR	NOR	NOR	PS	PS											0	0	0	0
Howard, Austin	RT	RT	RT	RT	RT	RT											6	6	0	0
Humphrey, Marlon	X	X	X	X	DB	X											6	1	0	0
Hurst, James	LG	LG	LG	LG	LG	LG											6	6	0	0
Jean-Baptiste, Stanley	NOR	NOR	NOR	NOR	PS	PS											0	0	0	0
Jefferson, Tony	SS	SS	SS	SS	SS	SS											6	6	0	0
Jensen, Ryan	C	C	C	C	C	C											6	6	0	0
Joseph, Dieugot	NOR	NOR	INA	INA	INA	PS											0	0	0	3
Judon, Matthew	SLB	SLB	X	SLB	X	SLB											6	4	0	0
Kaufusi, Bronson	INA	INA	INA	DE	INA	X											2	1	0	4
Koch, Sam	X	X	X	X	X	X											6	0	0	0
Kouandjio, Arie	NOR	NOR	PS	PS	PS	PS											0	0	0	0
Kublanow, Brandon	IR	IR	IR	IR	IR	IR											0	0	0	0
Langford, Jeremy	PS	NOR	IR	NOR	NOR	NOR											0	0	0	0
Levine Sr., Anthony	X	X	X	X	X	X											6	0	0	0
Lewis, Alex	IR	IR	IR	IR	IR	IR											0	0	0	0
Lewis-Moore, Kapron	NOR	NOR	NOR	NOR	NOR	PS											0	0	0	0
Lokombo, Boseko	PS	PS	PS	NOR	NOR	NOR											0	0	0	0
Maclin, Jeremy	WR	WR	WR	WR	WR	INA											5	5	0	1
Malleck, Ryan	PS	NOR	NOR	PS	PS	NOR											0	0	0	0
Mallett, Ryan	DNP	DNP	X	DNP	DNP	DNP											1	0	5	0
Martin, Ronald	NOR	NOR	PS	PS	PS	NOR											0	0	0	0
Matthews, Chris	X	X	X	X	X	X											6	0	0	0
Mayle, Vince	X	X	X	X	X	X											6	0	0	0
McClellan, Albert	IR	IR	IR	IR	IR	IR											0	0	0	0
McRae, Tony	PS	X	X	X	X	X											5	0	0	0
Moore, Chris	X	INA	X	INA	INA	X											3	0	0	3
Mosley, C.J.	MLB	MLB	MLB	MLB	MLB	MLB											6	6	0	0
Nembot, Stephane	IR	IR	IR	IR	IR	IR											0	0	0	0
Onwuasor, Patrick	X	X	WLB	X	WLB	WLB											6	3	0	0
Ortiz, Ricky	PS	PS	PS	PS	NOR	NOR											0	0	0	0
Perriman, Breshad	X	X	X	X	X	X											6	0	0	0
Pierce, Michael	NT	X	DT	NT	NT	NT											6	5	0	0
Porter, Reggie	PS	PS	NOR	NOR	NOR	NOR											0	0	0	0
Price, Sheldon	INA	IR	IR	IR	IR	IR											0	0	0	1
Rainey, Bobby	NOR	NOR	NOR	NOR	NOR	X											1	0	0	0
Ricard, Patrick	X	X	X	X	X	X											6	0	0	0
Shakir, Maurice	PS	PS	PS	PS	PS	PS											0	0	0	0
Siragusa, Nico	IR	IR	IR	IR	IR	IR											0	0	0	0
Skura, Matt	PS	PS	RG	RG	RG	INA											3	3	0	1
Smith, Jimmy	RCB	RCB	RCB	RCB	RCB	RCB											6	6	0	0
Smith, Za'Darius	X	INA	SLB	X	SLB	X											5	2	0	1
Stanley, Ronnie	LT	LT	LT	LT	LT	LT											6	6	0	0
Suggs, Terrell	RUSH	RUSH	RUSH	RUSH	RUSH	RUSH											6	6	0	0
Tucker, Justin	X	X	X	X	X	X											6	0	0	0
Thornton, Josh	NOR	NOR	PS	PS	NOR	NOR											0	0	0	0
Urban, Brent	DE	DE	DE	IR	IR	IR											3	3	0	0
Wallace, Mike	X	WR	WR	WR	WR	WR											6	5	0	0
Watson, Benjamin	TE	TE	TE	TE	TE	TE											6	6	0	0
Webb, Lardarius	X	DB	DB	X	X	X											6	2	0	0
Weddle, Eric	FS	FS	FS	FS	FS	FS											6	6	0	0
West, Terrance	RB	RB	RB	X	RB	INA											5	4	0	1
White, Tim	IR	IR	IR	IR	IR	IR											0	0	0	0
Williams, Brandon	DT	DT	INA	INA	INA	INA											2	2	0	4
Williams, Maxx	TE	TE	INA	INA	INA	X											3	2	0	3
Williams, Tim	INA	X	X	X	X	INA											4	0	0	2
Woodhead, Danny	X	IR	IR	IR	IR	IR											1	0	0	0
Woodrum, Josh	NOR	PS	PS	PS	PS	PS											0	0	0	0
Wormley, Chris	INA	INA	INA	INA	INA	X											2	1	0	4
Yanda, Marshal	RG	RG	IR	IR	IR	IR											2	2	0	0
Young, Tavon	IR	IR	IR	IR	IR	IR											0	0	0	0

Position in Caps = Starter; X = Played/Substituted; IR = Injured Reserve; NOR = Not on Roster; PS = Practice Squad  
 \*Game Played In London

# GAME-BY-GAME STARTERS

## OFFENSE

GAME	WR	LT	LG	C	RG	RT	TE	WR	QB	RB	WR	OTER
Sept. 10 at Cincinnati	Maclin	Stanley	Hurst	Jensen	Yanda	Howard	Watson	n/a	Flacco	West	Boyle (TE)	M. Williams (TE)
Sept. 17 vs. Cleveland	Maclin	Stanley	Hurst	Jensen	Yanda	Howard	Watson	Wallace	Flacco	West	n/a	M. Williams (TE)
Sept. 24 at Jacksonville	Maclin	Stanley	Hurst	Jensen	<b>Skura</b>	Howard	Watson	Wallace	Flacco	West	n/a	Boyle (TE)
Oct. 1 vs. Pittsburgh	Maclin	Stanley	Hurst	Jensen	Skura	Howard	Watson	Wallace	Flacco	<b>Collins</b>	n/a	Boyle (TE)
Oct. 8 at Oakland	Maclin	Stanley	Hurst	Jensen	Skura	Howard	Watson	Wallace	Flacco	West	n/a	Boyle (TE)
Oct. 15 vs. Chicago	Perriman	Stanley	Hurst	Jensen	<b>Eluemunor</b>	Howard	Watson	Wallace	Flacco	Collins	n/a	Boyle (TE)
Oct. 22 at Minnesota												
Oct. 26 vs. Miami												
Nov. 5 at Tennessee												
Nov. 19 at Green Bay												
Nov. 27 vs. Houston												
Dec. 3 vs. Detroit												
Dec. 10 at Pittsburgh												
Dec. 17 at Cleveland												
Dec. 23 vs. Indianapolis												
Dec. 31 vs. Cincinnati												

## DEFENSE

GAME	DT	DE	NT	SAM	MIKE	WILL	RUSH	RCB	LCB	SS	FS	OTHER
Sept. 10 at Cincinnati	B. Williams	Urban	Pierce	Judon	Mosley	Correa	Suggs	J. Smith	Carr	Jefferson	Weddle	
Sept. 17 vs. Cleveland	B. Williams	Urban	n/a	Judon	Mosley	Correa	Suggs	J. Smith	Carr	Jefferson	Weddle	Webb (DB)
Sept. 24 at Jacksonville	Pierce	Urban	n/a	Z. Smith	Mosley	Onwuasor	Suggs	J. Smith	Carr	Jefferson	Weddle	Webb (DB)
Oct. 1 vs. Pittsburgh	Davis	<b>Kaufusi</b>	Pierce	Judon	Mosley	Correa	Suggs	J. Smith	Carr	Jefferson	Weddle	n/a
Oct. 8 at Oakland	Davis	n/a	Pierce	Z. Smith	Mosley	Onwuasor	Suggs	J. Smith	Carr	Jefferson	Weddle	<b>Humphrey (CB)</b>
Oct. 15 vs. Chicago	<b>Henry</b>	<b>Wormley</b>	Pierce	Judon	Mosley	Onwuasor	Suggs	J. Smith	Carr	Jefferson	Weddle	n/a
Oct. 22 at Minnesota												
Oct. 26 vs. Miami												
Nov. 5 at Tennessee												
Nov. 19 at Green Bay												
Nov. 27 vs. Houston												
Dec. 3 vs. Detroit												
Dec. 10 at Pittsburgh												
Dec. 17 at Cleveland												
Dec. 23 vs. Indianapolis												
Dec. 31 vs. Cincinnati												

**Bold denotes first NFL start**

# 2017 TRANSACTIONS

- **Jan. 2:** Signed WR Kenny Bell, G Jarell Broxton, RB Stephen Houston, G Jarrod Pughsley, C Matt Skura and QB Dustin Vaughan to reserve future contracts.
- **Jan. 4:** Signed CB Robertson Daniel to a reserve future contract.
- **Jan. 31:** Signed DB Otha Foster and LB Boseko Lokombo to reserve future contracts.
- **March 7:** Terminated the contracts of vested veterans S Kendrick Lewis and CB Shareece Wright.
- **March 8:** Terminated the contract of vested veteran OLB Elvis Dumervil.
- **March 10:** Terminated the contract of vested veteran DB Lardarius Webb; Signed unrestricted free agents **S Tony Jefferson** and **RB Danny Woodhead**.
- **Marh 13:** Re-signed unrestricted free agents DB/LB Anthony Levine Sr. and NT Brandon Williams.
- **March 15:** Re-signed unrestricted free agent QB Ryan Mallett; Traded C Jeremy Zuttah and a 2017 sixth-round pick (198th overall) to San Francisco in exchange for a for a 2017 sixth-round choice (186th overall).
- **March 20:** Signed unrestricted free agent **CB Brandon Carr**.
- **April 4:** Traded DT Timmy Jernigan and the 99th-overall selection (a third-round compensatory choice) in the 2017 NFL Draft to the Philadelphia Eagles in exchange for the 74th pick in the 2017 draft.
- **April 6:** Re-signed restricted free agent WR/RS Michael Campanaro.
- **April 11:** Re-signed free agent DB Lardarius Webb.
- **April 19:** Re-signed restricted free agents T James Hurst and G/C Ryan Jensen; Re-signed exclusive rights free agent WR Chris Matthews.
- **April 25:** Re-signed exclusive rights free agent OLB Brennen Beyer.
- **April 26:** Re-signed exclusive rights free agents WR/RS Keenan Reynolds and G De'Ondre Wesley.
- **May: 2** Waived LB Cavellis Luckett; Signed 2017 NFL Draft choices **OLB Tyus Bowser**, **S Chuck Clark**, **G/T Jermaine Eluemunor**, **CB Marlon Humphrey** and **G Nico Siragusa**; Signed rookie free agents **P Kenny Allen**, **WR Quincy Adebeyejo**, **WR C.J. Board**, **ILB Bam Bradley**, **DE Omarius Bryant**, **CB Carlos Davis**, **S Daniel Henry**, **C Brandon Kublanow**, **RB Taquan Mizzell**, **FB Ricky Ortiz**, **WR Tim Patrick**, **ILB Donald Payne**, **DE Patrick Ricard**, **G Maurquice Shakir**, **QB Zach Terrell** and **WR Tim White**.
- **May 8:** Re-signed restricted free agent RB Terrance West and exclusive rights free agent CB Sheldon Price; Waived DE Omarius Bryant, RB Stephen Houston and QB Zach Terrell.
- **May 9:** Re-signed exclusive rights free agent LB Patrick Onwuasor.
- **May 12:** Re-signed exclusive rights free agent LB Lamar Louis.
- **May 15:** Signed undrafted rookie free agents **LB Randy Allen**, **WR Aaron Bailey**, **CB Jaylen Hill** and **T Roubbens Joseph**.
- **May 18:** Signed 2017 NFL Draft choices **OLB Tim Williams** and **DE Chris Wormley**.
- **June 5:** Terminated the contract of vested veteran (failed physical) CB Kyle Arrington; Signed free agent **CB Brandon Boykin** and **Al-Hajj Shabazz**.
- **June 6:** Waived (injured) CB Carlos Davis, who reverted to Injured Reserve; Signed free agent **TE Ryan Malleck**.
- **June 7:** Terminated the contract of vested veteran TE Dennis Pitta (injury waiver); Signed free agent **TE Barrett Burns**.
- **June 8:** Waived (injury settlement) CB Carlos Davis.
- **June 13:** Waived TE Barrett Burns; Signed free agent **WR Jeremy Maclin**
- **July 19:** Placed WR Aaron Bailey and DE Patrick Ricard on Active/Physically Unable to Perform; Waived (injured) DB Daniel Henry, who reverted to Injured Reserve.
- **July 21:** Placed WR/RS Michael Campanaro and CB Tavon Young on Active/Physically Unable to Perform; Waived (injured) WR Aaron Bailey, who reverted to Injured Reserve; Signed free agents **CB Reggie Porter** and **WR Griff Whalen**.
- **July 24:** Waived (injury settlement) DB Daniel Henry.
- **July 26:** Signed free agent **RB Bobby Rainey**; Activated DE Patrick Ricard from Active/Physically Unable to Perform.
- **July 28:** Placed G/C John Urschel on the Exempt/Left Squad list; Signed free agent **QB David Olson**; Waived (injury settlement) WR Aaron Bailey.
- **July 30:** Waived WR Tim Patrick and signed free agent **TE Larry Donnell**.
- **July 31:** Waived QB David Olson and signed free agent **QB Josh Woodrum**; Activated WR/RS Michael Campanaro from Active PUP.
- **Aug. 4:** Waived (injured) C Brandon Kublanow and signed rookie free agent **C Derrick Nelson**; Waived (injured) TE Crockett Gillmore and signed free agent **T Austin Howard**; Gillmore and Kublanow both reverted to Injured Reserve.
- **Aug. 7:** Waived (injured) CB Al-Hajj Shabazz, who reverted to Injured Reserve but then reached an injury settlement, and signed free agent **CB Trevin Wade**.
- **Aug. 14:** Waived QB Dustin Vaughn and signed **QB Thaddeus Lewis**.
- **Aug. 18:** Waived (injured) WR Kenny Bell, who later reached an injury settlement, and re-signed **G/C Jeremy Zuttah**.
- **Aug. 20:** Waived LB Lamar Louis.
- **Aug. 28:** Signed **LS Taybor Pepper**.
- **Sept. 1:** Waived the following players: P/K Kenny Allen, LB Randy Allen, WR C.J. Board, G Jarrell Broxton, DB Otha Foster, T Roubbens Joseph, C Derrick Nelson, LS Taybor Pepper, G Jarrod Pughsley, WR/RS Keenan Reynolds, FB/RB Lorenzo Taliaferro and G/T De'Ondre Wesley; Terminated the contracts of vested veterans: TE Larry Donnell, QB Thaddeus Lewis, RB Bobby Rainey CB Trevin Wade, WR Griff Whalen and G/C Jeremy Zuttah; Placed RB Kenneth Dixon, G/T Alex Lewis, LB Albert McClellan, G Nico Siragusa, WR Tim White and CB Tavon Young on Injured Reserve; Traded a 2018 conditional seventh-round pick to Arizona in exchange for G/C Tony Bergstrom.
- **Sept. 2:** Waived the following players: WR Quincy Adebeyejo, LB Boseko Lokombo, TE Ryan Malleck, WR Chris Matthews, RB Taquan Mizzell, FB Ricky Ortiz, ILB Donald Payne, CB Reggie Porter, G Maurquice Shakir, G/C Matt Skura and QB Josh Woodrum; Waived (injured) OLB Brennen Beyer, CB Robertson Daniel and T Stephane Nembot (who all reverted to Injured Reserve); Placed CB Brandon Boykin on Injured Reserve; Traded an undisclosed draft pick to Jacksonville in exchange for C Luke Bowanko.
- **Sept. 3:** Signed the following players to the practice squad: WR Quincy Adebeyejo, LB Boseko Lokombo, TE Ryan Malleck, FB Ricky Ortiz, CB Reggie Porter and G Maurquice Shakir.
- **Sept. 4:** Placed CB Maurice Canady on Injured Reserve; Re-signed WR Chris Matthews.
- **Sept. 5:** Signed **RB Alex Collins**, **CB Tony McRae** and G/C Matt Skura to the practice squad.
- **Sept. 6:** Reached an injury settlement with OLB Brennen Beyer.
- **Sept. 7** Reached an injury settlement with CB Robertson Daniel.
- **Sept. 12:** Waived TE Ryan Malleck from the practice squad and re-signed QB Josh Woodrum to the practice squad.
- **Sept. 14:** Placed RB Danny Woodhead on Injured Reserve and signed RB Jeremy Langford from the practice squad to the active roster.
- **Sept. 17:** Placed CB Sheldon Price on Injured Reserve and waived RB Jeremy Langford; Signed Alex Collins and CB Tony McRae from the practice squad to the 53-man roster.
- **Sept. 18:** Signed **S Ronald Martin** to the practice squad.
- **Sept. 19:** Placed LB Bam Bradley and G Marshal Yanda on Injured Reserve; Signed G/C Matt Skura from the practice squad and **T Dieugot Joseph** off Chicago's practice squad to the 53-man roster; Re-signed RB Jeremy Langford to the practice squad; Signed **LB Nicholas Grigsby** and **G Arie Kouandjio** to the practice squad.
- **Sept. 20:** Signed **CB Josh Thornton** to the practice squad after CB Reggie Porter was signed to Cleveland's active roster.
- **Sept. 21:** Placed RB Jeremy Langford on Practice Squad Injured Reserve and signed **RB John Crockett** to the practice squad.
- **Sept. 26:** Waived OLB Boseko Lokombo from the practice squad.
- **Sept. 27:** Reached an injury settlement with RB Jeremy Langford; Re-signed TE Ryan Malleck to the practice squad; Placed DE Brent Urban on Injured Reserve and signed **LB Jonathan Freeny** to the 53-man roster.
- **Oct. 3:** Placed FB Ricky Ortiz on practice squad Injured Reserve and waived CB Josh Thornton from the practice squad; Signed **TE Gabe Holmes** and **CB Stanley Jean-Baptiste** to the practice squad. (The team later reached an injury settlement with Ortiz.)
- **Oct. 10:** Terminated the practice squad contracts of TE Ryan Malleck and CB Ronald Martin; Waived T Dieugot Joseph; Signed **DT Kapron Lewis-Moore** and C Derrick Nelson to the practice squad and re-signed RB Bobby Rainey to the active roster.
- **Oct. 12:** Terminated the practice squad contract of C Derrick Nelson and re-signed T Dieugot Joseph to the practice squad.
- **Oct. 17:** Terminated the contract of LB Jonathan Freeny and signed free agent **LB Steven Johnson**.

(Bold denotes first time player has joined the Ravens.)



# 2017 STATISTICS

<b>WON 3, LOST 3</b>			
09/10	W 20- 0	at Cincinnati	55,254
09/17	W 24-10	Cleveland	70,605
09/24	L 7-44	at Jacksonville	84,592
10/01	L 9-26	Pittsburgh	71,126
10/08	W 30-17	at Oakland	54,980
10/15	L 24-27 OT	Chicago	70,616
10/22		at Minnesota	
10/26		Miami	
11/05		at Tennessee	
11/19		at Green Bay	
11/27		Houston	
12/03		Detroit	
12/10		at Pittsburgh	
12/17		at Cleveland	
12/23		Indianapolis	
12/31		Cincinnati	

	<b>Balt.</b>	<b>Opp.</b>
<b>TOTAL FIRST DOWNS</b>	<b>106</b>	<b>113</b>
Rushing	41	43
Passing	56	56
Penalty	9	14
3rd Down: Made/Att	28/81	27/81
3rd Down Pct.	34.6	33.3
4th Down: Made/Att	1/4	3/6
4th Down Pct.	25.0	50.0
<b>POSSESSION AVG.</b>	<b>29:48</b>	<b>30:12</b>
<b>TOTAL NET YARDS</b>	<b>1735</b>	<b>1985</b>
Avg. Per Game	289.2	330.8
Total Plays	385	394
Avg. Per Play	4.5	5.0
<b>NET YARDS RUSHING</b>	<b>777</b>	<b>848</b>
Avg. Per Game	129.5	141.3
Total Rushes	179	199
<b>NET YARDS PASSING</b>	<b>958</b>	<b>1137</b>
Avg. Per Game	159.7	189.5
Sacked/Yards Lost	12/81	16/86
Gross Yards	1039	1223
Att./Completions	194/122	179/96
Completion Pct.	62.9	53.6
Had Intercepted	8	9
<b>PUNTS/AVERAGE</b>	<b>33/46.1</b>	<b>29/46.1</b>
<b>NET PUNTING AVG.</b>	<b>33/42.4</b>	<b>29/38.8</b>
<b>PENALTIES/YARDS</b>	<b>43/347</b>	<b>45/329</b>
<b>FUMBLES/BALL LOST</b>	<b>8/4</b>	<b>9/5</b>
<b>TOUCHDOWNS</b>	<b>12</b>	<b>14</b>
Rushing	4	4
Passing	5	9
Returns	3	1

<b>* SCORE BY PERIODS</b>	<b>Q1</b>	<b>Q2</b>	<b>Q3</b>	<b>Q4</b>	<b>OT</b>	<b>PTS</b>
<b>TEAM</b>	<b>24</b>	<b>41</b>	<b>19</b>	<b>30</b>	<b>0</b>	<b>114</b>
<b>OPPONENTS</b>	<b>16</b>	<b>53</b>	<b>31</b>	<b>21</b>	<b>3</b>	<b>124</b>
<b>* SCORING</b>	<b>TD-Ru-Pa-Rt</b>	<b>K-PAT</b>	<b>FG</b>	<b>S</b>	<b>PTS</b>	
Tucker	0 0 0 0	10/10	10/12	0	40	
Allen	2 1 1 0			0	12	
Maclin	2 0 2 0			0	12	
West	2 2 0 0			0	12	
Campanaro	1 0 0 1			0	6	
Mayle	1 1 0 0			0	6	
Rainey	1 0 0 1			0	6	
J. Smith	1 0 0 1			0	6	
Wallace	1 0 1 0			0	6	
Watson	1 0 1 0			0	6	
Boyle	0 0 0 0			0	2	
<b>TEAM</b>	<b>12 4 5 3</b>	<b>10/10</b>	<b>10/12</b>	<b>0</b>	<b>114</b>	
<b>OPPONENTS</b>	<b>14 4 9 1</b>	<b>13/13</b>	<b>9/10</b>	<b>0</b>	<b>124</b>	

2-Pt Conv: Boyle, **TEAM 1-2, OPPONENTS 0-1**  
**SACKS:** Suggs 4.5, Jefferson 2, Judon 2, Webb 2, Bowser 1, Levine 1, Onwuasor 1, Pierce 1, Z. Smith 1, Henry 0.5, **TEAM 16, OPPONENTS 12**  
**FUM/LOST:** Campanaro 2/0, Collins 2/2, Flacco 1/0, Watson 1/0, West 1/1, M. Williams 1/1

<b>* RUSHING</b>	<b>No.</b>	<b>Yds</b>	<b>Avg</b>	<b>Long</b>	<b>TD</b>
Collins	52	335	6.4	50	0
Allen	76	281	3.7	37	1
West	39	138	3.5	13	2
Campanaro	3	14	4.7	7	0
Wallace	1	4	4.0	4	0
Woodhead	1	4	4.0	4	0
Mayle	1	2	2.0	2t	1
M. Williams	1	2	2.0	2	0
Flacco	5	-3	-0.6	2	0
<b>TEAM</b>	<b>179</b>	<b>777</b>	<b>4.3</b>	<b>50</b>	<b>4</b>
<b>OPPONENTS</b>	<b>199</b>	<b>848</b>	<b>4.3</b>	<b>58</b>	<b>4</b>

<b>* RECEIVING</b>	<b>No.</b>	<b>Yds</b>	<b>Avg</b>	<b>Long</b>	<b>TD</b>
Watson	24	176	7.3	23	1
Allen	23	114	5.0	14	1
Maclin	16	159	9.9	48t	2
Wallace	15	239	15.9	54	1
Boyle	12	97	8.1	14	0
Campanaro	9	60	6.7	13	0
M. Williams	6	32	5.3	13	0
Perriman	4	26	6.5	13	0
Moore	3	44	14.7	17	0
Woodhead	3	33	11.0	13	0
Matthews	3	25	8.3	12	0
West	2	23	11.5	15	0
Rainey	2	11	5.5	6	0
<b>TEAM</b>	<b>122</b>	<b>1039</b>	<b>8.5</b>	<b>54</b>	<b>5</b>
<b>OPPONENTS</b>	<b>96</b>	<b>1223</b>	<b>12.7</b>	<b>49</b>	<b>9</b>

<b>* INTERCEPTIONS</b>	<b>No.</b>	<b>Yds</b>	<b>Avg</b>	<b>Long</b>	<b>TD</b>
Carr	2	24	12.0	20	0
Webb	2	10	5.0	10	0
Weddle	2	2	1.0	2	0
Mosley	1	31	31.0	31	0
Bowser	1	27	27.0	27	0
J. Smith	1	8	8.0	8	0
<b>TEAM</b>	<b>9</b>	<b>102</b>	<b>11.3</b>	<b>31</b>	<b>0</b>
<b>OPPONENTS</b>	<b>8</b>	<b>183</b>	<b>22.9</b>	<b>90t</b>	<b>1</b>

<b>* PUNTING</b>	<b>No.</b>	<b>Yds</b>	<b>Avg</b>	<b>Net</b>	<b>TB</b>	<b>In</b>	<b>Lg</b>	<b>B</b>
Koch	33	1520	46.1	42.4	2	12	67	0
<b>TEAM</b>	<b>33</b>	<b>1520</b>	<b>46.1</b>	<b>42.4</b>	<b>2</b>	<b>12</b>	<b>67</b>	<b>0</b>
<b>OPPONENTS</b>	<b>29</b>	<b>1338</b>	<b>46.1</b>	<b>38.8</b>	<b>1</b>	<b>6</b>	<b>67</b>	<b>0</b>

<b>* PUNT RETURNS</b>	<b>Ret</b>	<b>FC</b>	<b>Yds</b>	<b>Avg</b>	<b>Long</b>	<b>TD</b>
Campanaro	14	6	193	13.8	77t	1
Webb	0	2	0	---	---	0
<b>TEAM</b>	<b>14</b>	<b>8</b>	<b>193</b>	<b>13.8</b>	<b>77t</b>	<b>1</b>
<b>OPPONENTS</b>	<b>13</b>	<b>5</b>	<b>81</b>	<b>6.2</b>	<b>21</b>	<b>0</b>

<b>* KICKOFF RETURNS</b>	<b>No.</b>	<b>Yds</b>	<b>Avg</b>	<b>Long</b>	<b>TD</b>
Rainey	5	191	38.2	96t	1
Campanaro	2	46	23.0	29	0
Collins	2	50	25.0	27	0
<b>TEAM</b>	<b>9</b>	<b>287</b>	<b>31.9</b>	<b>96t</b>	<b>1</b>
<b>OPPONENTS</b>	<b>11</b>	<b>213</b>	<b>19.4</b>	<b>37</b>	<b>0</b>

<b>* FIELD GOALS</b>	<b>1-19</b>	<b>20-29</b>	<b>30-39</b>	<b>40-49</b>	<b>50+</b>
Tucker	0/0	6/6	1/1	2/2	1/3
<b>TEAM</b>	<b>0/0</b>	<b>6/6</b>	<b>1/1</b>	<b>2/2</b>	<b>1/3</b>
<b>OPPONENTS</b>	<b>0/0</b>	<b>3/3</b>	<b>3/3</b>	<b>3/4</b>	<b>0/0</b>
<b>Tucker:</b>	(25G, 25G) (58N, 28G) ( ) (62N, 42G) (22G, 21G, 44G) (27G, 31G, 50G)				
<b>OPP:</b>	( ) (38G) (23G, 45G, 29G) (31G, 49G, 44N) (32G) (24G, 40G)				

<b>* PASSING</b>	<b>Att</b>	<b>Cmp</b>	<b>Yds</b>	<b>Cmp%</b>	<b>Yds/Att</b>	<b>TD</b>	<b>TD%</b>	<b>Int</b>	<b>Int%</b>	<b>Long</b>	<b>SK/Lost</b>	<b>Rating</b>
Flacco	185	116	1003	62.7	5.42	4	2.2	8	4.3	54	12/81	66.1
Mallett	9	6	36	66.7	4.00	1	11.1	0	0.0	8	0/0	111.3
<b>TEAM</b>	<b>194</b>	<b>122</b>	<b>1039</b>	<b>62.9</b>	<b>5.36</b>	<b>5</b>	<b>2.6</b>	<b>8</b>	<b>4.1</b>	<b>54</b>	<b>12/81</b>	<b>68.2</b>
<b>OPPONENTS</b>	<b>179</b>	<b>96</b>	<b>1223</b>	<b>53.6</b>	<b>6.83</b>	<b>9</b>	<b>5.0</b>	<b>9</b>	<b>5.0</b>	<b>49</b>	<b>16/86</b>	<b>71.1</b>

## 2017 DEFENSIVE STATISTICS

from Press Box Stats

Name	Total	Solo	Assists	Sacks	Yds.	INT	Yds.	PD	FF	FR
Mosley, C.J.	55	42	13	0	0	1	31	1	1	1
Jefferson, Tony	30	21	9	2	9	0	0	0	0	0
Weddle, Eric	30	22	8	0	0	2	2	4	1	0
Onwuasor, Patrick	24	19	5	1	1	0	0	1	1	0
Judon, Matthew	22	20	2	2	12	0	0	2	0	1
Pierce, Michael	22	18	4	1	5	0	0	0	0	2
Webb, Lardarius	20	20	0	2	13	2	10	3	1	0
Suggs, Terrell	18	14	4	4.5	24	0	0	1	2	0
Carr, Brandon	15	12	3	0	0	2	24	6	0	0
Henry, Willie	14	10	4	0.5	3	0	0	4	0	0
Smith, Jimmy	13	12	1	0	0	1	8	3	0	1
Humphrey, Marlon	10	9	1	0	0	0	0	3	0	0
Smith, Za'Darius	9	5	4	1	9	0	0	0	0	0
Correa, Kamalei	8	6	2	0	0	0	0	1	0	0
Davis, Carl	8	8	0	0	0	0	0	0	0	0
Bowser, Tyus	6	5	1	1	2	1	27	1	0	0
Levine Sr., Anthony	4	3	1	1	8	0	0	0	0	0
Ricard, Patrick	4	3	1	0	0	0	0	0	0	0
Urban, Brent	4	3	1	0	0	0	0	1	0	0
Williams, Brandon	4	1	3	0	0	0	0	0	0	0
Williams, Tim	3	3	0	0	0	0	0	0	0	0
Wormley, Chris	3	3	0	0	0	0	0	0	0	0
Kaufusi, Bronson	2	1	1	0	0	0	0	0	0	0
Clark, Chuck	1	1	0	0	0	0	0	0	0	0
<b>Totals</b>	<b>329</b>	<b>261</b>	<b>68</b>	<b>16</b>	<b>86</b>	<b>9</b>	<b>102</b>	<b>31</b>	<b>6</b>	<b>5</b>

## 2017 SPECIAL TEAMS TACKLES

from Press Box Stats

Name	Total	Solo	Assists	FF	FR	Blocked Kicks
Levine Sr., Anthony	6	2	4	0	0	0
Clark, Chuck	4	4	0	0	0	0
Matthews, Chris	4	4	0	0	0	0
Correa, Kamalei	3	2	1	0	0	0
Judon, Matthew	3	1	2	0	0	0
Mayle, Vince	3	3	0	0	0	0
Freeny, Jonathan	2	2	0	0	0	0
Allen, Javorius	1	0	1	0	0	0
Kaufusi, Bronson	1	1	0	0	0	0
McRae, Tony	1	1	0	0	0	0
Tucker, Justin	1	1	0	0	0	0
<b>Totals</b>	<b>29</b>	<b>21</b>	<b>8</b>	<b>0</b>	<b>0</b>	<b>0</b>

## 2017 SINGLE-GAME BESTS

- Tackles:** 12 by Matthew Judon vs. Chi. (10/15) and C.J. Mosley vs. Pit. (10/1)
- Sacks:** 2 by Matthew Judon vs. Chi. (10/15) and Terrell Suggs at Cin. (9/10)
- Interceptions:** 1 by six different players; last by Eric Weddle vs. Pit. (10/1)
- Passes Defensed:** 4 by Brandon Carr vs. Cle. (9/17)
- Forced Fumbles:** 1 by five different players; last by Lardarius Webb and Eric Weddle vs. Chi. (10/15)
- Fumble Recoveries:** 1 by four different players; last by C.J. Mosley and Michael Pierce vs. Chi. (10/15)
- Special Teams Tackles:** 3 by Chris Matthews vs. Chi. (10/15)







