



NEWS RELEASE

October 17, 2017

## Seahawks Face the N.Y. Giants for the Fifth Time in the Last Eight Seasons



**Seahawks at Giants**  
**Sunday, October 22**  
**1:25 p.m. (PT), CBS**  
**MetLife Stadium**



### 2017 Schedule

#### Preseason (4-0)

Day	Date	Opponent	Time (PT)	TV
Sun.	8/13	at L.A. Chargers	W	48-17
Fri.	8/18	Minnesota	W	20-13
Fri.	8/25	Kansas City	W	26-13
Thu.	8/31	at Oakland	W	17-13

#### Regular Season (3-2)

Day	Date	Opponent	Time (PT)	TV
Sun.	9/10	at Green Bay	L	17-9
Sun.	9/17	San Francisco	W	12-9
Sun.	9/24	at Tennessee	L	33-27
Sun.	10/1	Indianapolis	W	46-18
Sun.	10/8	at L.A. Rams	W	16-10
Sun.	10/15	Bye Week		
Sun.	10/22	at N.Y. Giants	1:25 p.m.	CBS
Sun.	10/29	Houston*	1:05 p.m.	CBS
Sun.	11/5	Washington*	1:05 p.m.	FOX
Thu.	11/9	at Arizona	5:25 p.m.	NBC
Mon.	11/20	Atlanta	5:30 p.m.	ESPN
Sun.	11/26	at San Francisco*	1:05 p.m.	FOX
Sun.	12/3	Philadelphia*	5:30 p.m.	NBC
Sun.	12/10	at Jacksonville*	10:00 a.m.	FOX
Sun.	12/17	L.A. Rams*	1:05 p.m.	FOX
Sun.	12/24	at Dallas	1:25 p.m.	FOX
Sun.	12/31	Arizona*	1:25 p.m.	FOX

\* Game time subject to NFL Flexible Scheduling

### Table of Contents

Page	Note
2	What to Look for
3	Series vs. Giants
4-8	Team Notes
9-11	Russell Wilson
12-14	Player Notes (by jersey number)
15	Pete Carroll
16	Steve Hutchinson Eligible for Hall of Fame
17	CenturyLink Field Enhancements
18-19	Statistics
20-23	Transactions, Participation Chart, How Built
24-26	Rosters, Depth Chart, Pronunciation Guide

Seattle returns from its Week 6 bye remaining on the road as it travels to the east coast to take on the N.Y. Giants (1-5). Kickoff is slated for the late afternoon slot of 1:25 p.m. (PT).

The Seahawks are 20-14-1 on the road since 2013 and have compiled a 64-28-1 record since the final half of the 2011 regular season. In those 28 losses, the average margin of victory for the opponent has been 6.1 points (170 points).

This will be the 18th meeting between the two clubs with New York holding a slight advantage, 9-8. Seattle won the last meeting, 38-17, on November 9, 2014 in Seattle.

The Seahawks are 4-0 all-time at MetLife Stadium, including playoffs.

### Broadcast Information

Television	CBS	Andrew Catalon (play-by-play) James Lofton (analyst)
	(channel 7 in Seattle)	
Local Radio	710 ESPN Seattle KIRO Radio 97.3	Steve Raible (play-by-play) Warren Moon (analyst) Jen Mueller (sidelines) John Clayton (sidelines)

### This Week's Schedule

#### Wednesday, October 18

12:40 p.m.	QB Russell Wilson available
12:50 p.m.	Selected players available; open locker room
2:00 p.m.	Practice*
3:45 p.m.	Kris Richard, coaches available after practice

#### Thursday, October 19

12:30 p.m.	Practice*
2:00 p.m.	Coach Carroll available; open locker room

#### Friday, October 20

Travel Day  
 No media availability

#### Saturday, October 21

No media availability

#### Sunday, October 22

1:25 p.m. Seahawks at Giants

#### Monday, October 23

3:00 p.m. Head Coach Pete Carroll press conference

\*Local TV cameras may shoot the first 5-10 minutes of practice

# What to Look for



## Pete Carroll

\* Needs one more win to tie Dennis Green for 35th place on the NFL's all-time coaches wins list with 117.

## Doug Baldwin

\* Has played in 77 consecutive games, the fourth-longest active streak among wide receivers.

### Most Consecutive Games Played by a WR, Active Streak

Eric Weems, Ten	140
Demaryius Thomas, Den	96
Golden Tate, Det	85
<b>Doug Baldwin, Sea</b>	<b>77</b>
Pierre Garcon, SF	77

\* Needs five receptions to pass Bobby Engram for fifth-place on Seattle's all-time receptions list with 400.

\* Needs one touchdown for sole possession of third-place on Seattle's all-time receiving touchdowns list with 38.

\* Needs one touchdown to tie Sherman Smith for eighth-place on Seattle's all-time total touchdowns list with 38.

\* Ranks sixth on Seattle's all-time receptions list with 395.

\* Ranks fourth on Seattle's all-time receiving yards list with 5,238.

## Michael Bennett

\* Ranks ninth on Seattle's all-time sacks list with 34.5.

\* Needs 3.0 sacks to tie Rufus Porter for eighth-place (37.5) and 3.5 sacks to tie Chris Clemons for seventh-place on Seattle's all-time sacks list with 38.0.

## Jimmy Graham

\* Needs four more receptions to pass John Carlson for third-place on Seattle's all-time receptions by a tight end list with 138.

\* Needs 37 yards to pass Itula Mili for first-place on Seattle's all-time receiving yards by a tight end list with 1,744.

## Richard Sherman

\* Has started 95 consecutive games, the fourth-longest active streak among cornerbacks, and has never missed a game in his career (101).

\* Needs two more interceptions to tie Hall of Famer Kenny Easley on Seattle's all-time interceptions list with 32.

### Most Consecutive Games Started by a CB, Active Streak

Brandon Carr, Bal	150
Glover Quin, Det	122
Patrick Peterson, Ari	102
<b>Richard Sherman, Sea</b>	<b>95</b>
Nevin Lawson, Det	31

## Bobby Wagner

\* Needs five tackles to pass Jeff Bryant for sixth-place on Seattle's all-time tackles list with 690.

## Russell Wilson

\* Has started 85 consecutive games, the fifth-longest active streak among quarterbacks.

### Most Consecutive Games Started by a QB, Active Streak

Eli Manning, NYG	205
Philip Rivers, LAC	183
Matt Ryan, Atl	120
Matthew Stafford, Det	102
<b>Russell Wilson, Sea</b>	<b>85</b>

\* Needs one more win to tie Ben Roethlisberger and Matt Ryan for second-place for most wins by a quarterback in his first six seasons with 60.

\* Needs 534 passing attempts to pass Jim Zorn for third-place on Seattle's all-time passing attempts list with 2,993.

\* Needs seven completions to pass Jim Zorn for third-place on Seattle's all-time completions list with 1,594.

\* Needs 708 passing yards to pass Jim Zorn for third-place on Seattle's all-time passing yards list with 20,123.

\* Needs 92 rushing attempts to pass Maurice Morris for eighth-place on Seattle's all-time rushing attempts list with 605.

\* Needs 587 rushing yards to pass Sherman Smith for seventh-place on Seattle's all-time rushing yards list with 3,430.

\* Since becoming a Day 1 starter his rookie season, and not missing a start, Wilson became the fastest quarterback to win 50 games in NFL history.

\* Tied (Matt Ryan) for the most wins by a quarterback in his first five seasons with 56 wins.

\* Has started every game played with 97 (85 regular season, 12 postseason).

## K.J. Wright

\* Has started 53 consecutive games, tied for the third-longest active streak among linebackers.

### Most Consecutive Games Started by a LB, Active Streak

Ryan Kerrigan, Was	101
Khalil Mack, Oak	54
<b>K.J. Wright, Sea</b>	<b>53</b>
Von Miller, Den	53
Thomas Davis, Car	50

# Series vs. Giants



## Regular Season: Giants lead 9-8

November 28, 1976	L	@	28-16	65,111
December 7, 1980	L		27-21	51,617
October 18, 1981	L		32-0	56,134
December 11, 1983	W	@	17-12	48,942
October 19, 1986	W		17-12	62,282
November 19, 1989	L	@	15-3	75,014
October 25, 1992	L	@	23-10	67,399
November 5, 1995	W		30-28	42,100
December 23, 2001	L	@	27-24	78,119
September 22, 2002	L	@	9-6	78,551
November 27, 2005	W		24-21 ot	67,102
September 24, 2006	W		42-30	68,161
October 5, 2008	L	@	44-6	79,529
November 7, 2010	L		41-7	67,287
October 9, 2011	W	@	36-25	78,650
December 15, 2013	W	@	23-0	79,691
November 9, 2014	W		38-17	68,352

<b>Record in Seattle</b> .....	5-3
Kingdome .....	2-2
CenturyLink Field .....	3-1

<b>Record at Giants</b> .....	3-6
Giants Stadium .....	1-6
MetLife Stadium.....	2-0

**Current Streaks**..... Seattle has won three in a row

<b>Longest Win Streaks</b>	
Seahawks.....	3, 2011-present
Giants .....	3, 1976-81

<b>Last Game Played in...</b>	
Seattle .....	Seahawks 38, Giants 17 (11/9/14)
New York.....	Seahawks 23, Giants 0 (12/15/13)

<b>Total Points in Series</b>	
Seahawks .....	320 (18.8)
Giants .....	391 (23.0)

<b>Largest Margin of Victory</b>	
Seahawks.....	23 points, 23-0 (12/15/13)
Giants.....	38 points, 44-6 (10/5/08)

<b>Combined Points</b>	
Highest.....	72 (Seahawks win 42-30 on 9/24/06)
Lowest .....	15 (Giants win 9-6 on 9/22/02)

<b>Shutouts</b>	
Seahawks.....	23-0 (12/15/13)
Giants.....	32-0 (10/18/81)

<b>Pete Carroll vs. Giants</b> (Regular Season).....	4-1
With Seattle .....	3-1
With New England.....	1-0
With N.Y. Jets.....	0-0
Playoffs .....	0-0

<b>Ben McAdoo vs. Seahawks</b> (Regular Season) .....	0-0
With New York.....	0-0
Playoffs .....	0-0

## Head-to-Head Comparison

<b>2017 Regular Season</b>	<b>Seahawks</b>	<b>Giants</b>
Record	3-2	1-5
Total Yards Gained	1,688	1,898
Total Offense (NFL Rank)	337.6 (16)	316.3 (23)
Rush Offense	109.2 (15)	89.5 (25)
Pass Offense	228.4 (16)	226.8 (19)
Points Per Game	22.0 (15)	17.5 (T28)
Total Yards Allowed	1,650	2,231
Total Defense	330.0 (15)	371.8 (27)
Rush Defense	127.2 (26)	123.5 (25)
Pass Defense	202.8 (9)	248.3 (25)
Points Allowed/Game	17.4 (6)	22.0 (17)
Possession Avg.	29:42	28:05
Sacked/Yds. Lost	13/80	16/105
Sacks Made/Yds. Lost	11/66	12/60
Interceptions By	5	3
Penalties/Yds.	41/304	39/386
Punts/Avg.	28/44.4	34/44.7
Turnover Differential	+4 (T6)	0 (15)

## 2017 Stat Leaders

	<b>Seahawks</b>	<b>Giants</b>
<b>Rushing</b>	Russell Wilson 154 (30-5.1-1)	Orleans Darkwa 239 (42-5.7-1)
<b>Passing</b>	Russell Wilson 1,222 (178-111-8-3-90.6)	Eli Manning 1,466 (221-148-9-5-89.7)
<b>Receiving</b>	Doug Baldwin 284 (27-10.5-1)	Evan Engram 282 (24-11.8-2)
<b>Scoring</b> (Non kicker)	three tied 12	Evan Engram 12
<b>Sacks</b>	Michael Bennett 4.0	Jason Pierre-Paul 4.5
<b>Int.</b>	five tied 1	three tied 1
<b>Punting</b>	Jon Ryan 44.4/40.5 net (10 In 20)	Brad Wing 44.7/36.9 net (7 In 20)
<b>Kicking</b>	Blair Walsh 36 (9/10 FG, 9/10 PAT)	Aldrick Rosas 31 (7/9 FG, 10/10 PAT)

## Top Single-Game Performances

	<b>Seahawks</b>	<b>Giants</b>
<b>Rushing</b>	Marshawn Lynch 21-140-6.7-4 11/9/14	Tiki Barber 26-151-5.8-0 11/27/05
<b>Passing</b>	Rick Mirer 31-17-253-2-0 11/5/95	Eli Manning 39-24-420-3-3 10/9/11
<b>Receiving</b>	Brian Blades 6-153-25.5-2 11/5/95	Victor Cruz 8-161-20.1-1 10/9/11



## 124 Consecutive Sell Outs

Since the Seahawks trip to Super Bowl XL, NFC West crowns from 2004-07, 2010, 2013-14 and 2016, a Super Bowl XLVIII championship and Super Bowl XLIX appearance, Seattle's fans do not want to miss out on seeing their team in action. Since 2003, all but one game has sold out, giving the team 124 consecutive sell outs through Week 7 of the 2017 season, including playoffs.

Fans set the CenturyLink Field attendance record (69,190) in Week 11 vs. Philadelphia (11/20/16).

For the fourth-consecutive year, Seattle posted at least a 99% season ticket renewal rate while selling all 61,000 available season tickets.

Training Camp presented by Safeway practices open to the public also sold out. In all, more than 30,000 fans attended the team's 12 open camp sessions.

## 157 False Starts at Home

Armed with the loudest fans in the NFL, CenturyLink Field and the 12s lead the NFL with 157 false start penalties since the 2005 season.

### Opponent False Start Penalties at Home (2005-current)

	Games	Penalties	Average
<b>Seattle Seahawks</b>	<b>98</b>	<b>157</b>	<b>1.60</b>
Arizona Cardinals	91	152	1.67
Philadelphia Eagles	98	146	1.49
Detroit Lions	99	145	1.46
Houston Texans	100	139	1.39

## 46-10 When Winning the T.O. Battle

Since 2010, Seattle is 46-10 when winning the turnover battle. It led the NFL in 2013 with 39 takeaways and a +20 differential, ranked fourth in the league in 2014 at +10 and finished 2015 tied for fifth at +7.

### Seattle Record when Winning the Turnover Battle

Year	Record
2010	4-0
2011	6-2
2012	7-1
2013	10-1
2014	6-2
2015	4-4
2016	7-0
2017	2-0
<b>Totals</b>	<b>46-10</b>

### Turnover Differential Since 2011, NFL

Team	Take-aways			Give-aways			Diff
	Int	Fum	Total	Int	Fum	Total	
New England	106	75	181	52	44	96	+85
<b>Seattle</b>	<b>111</b>	<b>65</b>	<b>176</b>	<b>64</b>	<b>49</b>	<b>113</b>	<b>+63</b>
Green Bay	115	53	168	60	50	110	+58
San Francisco	101	61	162	58	57	115	+47
Carolina	101	72	173	91	54	145	+28

## 1,765 Roster Transactions Since 2010

Since forming their relationship in 2010, General Manager John Schneider and Pete Carroll have put together the NFL's most competitive, deep and talented roster over the last eight seasons.

As a result of the numerous transactions, **Seattle has had 198 players play at least one NFL game with another team, and 119 play at least 10 games** after being released, traded or un-signed after their time with Seattle since 2010.

Of the 53 players on Seattle's 2017 roster, 18 originally entered the league as undrafted free agents (six with Seattle) and the remaining 35 were drafted (five in the first-round, seven in the second-round, 11 in the third-round, three in the fourth-round, seven in the fifth-round and two in the sixth-round), including 25 drafted by Seattle (exceptions: Aboushi, Alexander, Avril, Battle, Graham, Joeckel, Lacy, S. Richardson, M. Smith, Walsh).

## 87-35 NFC Home Record Since 2002

One thing that has been a constant from the early days of the Kingdom through the championship years of CenturyLink Field is that the 12s have given that extra edge to the Seahawks when playing in the Puget Sound.

Seattle has the NFC's second-best home winning percentage since moving to the NFC in 2002 with an 87-35 record, and is one of two teams with 80-plus wins during that span.

### NFC Best Home Record Since 2002

Team	Record	Pct.
Green Bay	88-34-1	.720
<b>Seattle</b>	<b>87-35</b>	<b>.713</b>
Minnesota	79-45	.637
Philadelphia	73-49	.598
Arizona	73-49-1	.598
Atlanta	73-50	.593
Dallas	70-53	.569
New Orleans	69-53	.566
Carolina	69-54	.561
Chicago	66-57	.537

## 13,690 Team Rushing Yards Since '11

Seattle leads the NFL with 13,690 team rushing yards since 2011.

Seattle's franchise-record 25-game streak of 100-plus rushing yards was snapped vs. St. Louis (12/27/15).

### Most Team Rushing Yards Since 2011, NFL

Team	Yards
<b>Seattle</b>	<b>13,690</b>
Buffalo	13,522
Carolina	13,227
Philadelphia	13,059
San Francisco	13,044



## Only Three Double-Digit Losses in Last 105 games (including playoffs)

Seattle's NFL-record streak of not losing by more than 10 points in 85 regular season games (95 games including playoffs) ended at Green Bay (12/11/16).

Also, the Seahawks largest defeat from Week 9 (11/6/11) of 2011 through Week 2 of 2015 was a 10-point loss at Green Bay (9/20/15), a span of **57 games (65 including playoffs)**.

### Largest Defeats Since Week 9 of 2011 (including playoffs)

Deficit	Score	Opponent	Date
28	38-10	at Green Bay	12/11/16
16	36-20	at Atlanta*	1/14/17
10	27-17	at Green Bay	9/20/15
9	14-5	at Tampa Bay	11/27/16
9	30-21	at San Diego	9/14/14
<b>8</b>	<b>17-9</b>	<b>at Green Bay</b>	<b>9/10/17</b>
7	five times	last: at Carolina*	1/17/16

\* NFC Divisional Playoff

## 64-28-1 Record in Last 93 Games

Seattle has compiled a 64-28-1 record since the final half of the 2011 regular season and in those 28 losses, the average margin of victory for the opponent has been 6.1 points (170 points).

## NFL-Record 98 Straight Games Within One Score in the 4th Quarter Ends

Seattle's NFL-record streak of 88 regular season games (98 games including playoffs) where it has led or been within one score in the fourth quarter came to an end at Tampa Bay (11/27/16) last season.

The previous time the Seahawks were not in the lead or within a score in the fourth quarter was at Pittsburgh (9/18/11), a 24-0 loss.

Seattle's NFL-record of holding a lead at some point in **62 straight games** was snapped vs. St. Louis (12/27/15).

## 20-14-1 Road Record Since 2013

Seattle is 20-14-1 in its last 35 road games dating back to 2013 and posted an 8-6 record in its last 14 10 a.m. (PT) kickoff starts.

The Seahawks posted a franchise-best 6-2 road record in 2013 and 5-3 records in 2014 and 2015.

### Best Road Records in Franchise History

Record	Year
6-2	2013
5-3	2015
5-3	2014
5-3	2005
5-3	1984
4-4	12 times

## Defensive Consistency from 2012-16; Top-5 Offense in 2015

Following four seasons of leading the NFL in scoring defense (2012-15), Seattle finished 2016 with the third-ranked scoring defense (18.3). The Seahawks also finished in the top-five in total defense for the fifth-consecutive season during an era of unprecedented scoring and yardage numbers in NFL history.

Seattle also won 10 or more games for the fifth-consecutive season.

Seahawks	2012	2013	2014	2015	2016
Record	11-5	13-3	12-4	10-6	10-5-1
Total Yards Gained	5,610	5,424	6,012	6,058	5,715
Total Offense (NFL Rank)	350.6 (17)	339.0 (17)	375.8 (9)	378.6 (4)	357.2 (12)
Rush Offense	161.2 (3)	136.8 (4)	172.6 (1)	141.8 (3)	99.4 (25)
Pass Offense	189.4 (27)	202.3 (26)	203.1 (27)	236.9 (20)	257.8 (10)
Points Per Game	25.8 (9)	26.1 (T8)	24.6 (10)	26.4 (T4)	22.1 (T18)
Total Yards Allowed	4,899	4,378	4,274	4,668	5,099
Total Defense	306.2 (4)	273.6 (1)	267.1 (1)	291.8 (2)	318.7 (5)
Rush Defense	103.1 (10)	101.6 (T7)	81.5 (3)	81.5 (1)	92.9 (7)
Pass Defense	203.1 (6)	172.0 (1)	185.6 (1)	210.3 (2)	225.8 (8)
Points Allowed/Game	15.3 (1)	14.4 (1)	15.9 (1)	17.3 (1)	18.3 (3)
Possession Avg.	31:36	29:57	32:11	31:40	29:36
Sacked/Yds. Lost	33/203	44/272	42/242	46/271	42/298
Sacks Made/Yds. Lost	36/247	44/298	37/234	37/255	42/272
Interceptions By	18	28	13	14	11
Penalties/Yds.	110/890	128/1,183	130/1,009	117/1,007	117/970
Punts/Avg.	65/45.6	76/41.6	62/43.4	68/45.7	72/43.4
Turnover Differential	+13 (T5)	+20 (1)	+10 (4)	+7 (T5)	+1 (16)



## 23-8 on Monday Night Football

Seattle is 23-8 all-time in Monday night play and currently has an 11-game winning streak on Mondays. Its .742 winning percentage to start the work week ranks first all-time in the NFL.

The Seahawks are 17-5 at home and have outscored opponents 279-117 in their last 11 appearances, including three shutouts.

### Best All-Time Winning %, Monday Night Football

Seattle	23-8	.742
San Francisco	48-25	.658
Pittsburgh	44-24	.647
Carolina	9-6	.600
Oakland	38-27-1	.583

### Seahawks on Monday Night Football (23-8)

Oct. 29, 1979	W	31-28	at Atlanta
Nov. 26, 1979	W	30-7	N.Y. Jets
Nov. 17, 1980	L	19-17	Oakland
Nov. 16, 1981	W	44-23	San Diego
Oct. 29, 1984	W	24-0	at San Diego
Nov. 12, 1984	W	17-14	L.A. Raiders
Sept. 23, 1985	L	35-24	L.A. Rams
Nov. 25, 1985	L	19-6	at San Francisco
Oct. 6, 1986	W	33-7	San Diego
Dec. 8, 1986	W	37-0	L.A. Raiders
Nov. 9, 1987	L	30-14	at N.Y. Jets
Nov. 30, 1987	L	37-14	L.A. Raiders
Nov. 28, 1988	W	35-27	L.A. Raiders
Dec. 4, 1989	W	17-16	Buffalo
Oct. 1, 1990	W	31-16	Cincinnati
Nov. 30, 1992	W (ot)	16-13	Denver
Nov. 1, 1999	W	27-7	at Green Bay
Oct. 2, 2000	L	24-17	at Kansas City
Oct. 14, 2002	L	28-21	San Francisco
Dec. 6, 2004	L	43-39	Dallas
Dec. 5, 2005	W	42-0	at Philadelphia
Nov. 6, 2006	W	16-0	Oakland
Nov. 27, 2006	W	34-24	Green Bay
Nov. 12, 2007	W	24-0	San Francisco
Dec. 12, 2011	W	30-13	St. Louis
Sept. 24, 2012	W	14-12	Green Bay
Oct. 28, 2013	W	14-9	at St. Louis
Dec. 2, 2013	W	34-7	New Orleans
Oct. 6, 2014	W	27-17	at Washington
Oct. 5, 2015	W	13-10	Detroit
Nov. 7, 2016	W	31-25	Buffalo

## 11 Straight Wins on Monday Night Football

Seattle defeated Buffalo, 31-25, on Monday Night Football (11/7/16), its 11th-consecutive win on Mondays. Its 11-game winning streak on MNF ranks as the second-longest streak since 1970 (Raiders, 14).

### Most consecutive Monday Night Football wins since 1970

Dates	Team	Wins
9/22/75 - 12/7/81	Oakland	14
<b>12/5/05 - present</b>	<b>Seattle</b>	<b>11</b>
11/24/08 - 9/30/13	New Orleans	9
12/2/96 - 9/27/99	San Francisco	9

## 20-3-1 in Prime Time Games Since 2010

Since Pete Carroll took over in 2010, the Seahawks have turned in prime time performances in prime time games, posting a 20-3-1 combined record in Sunday, Monday and Thursday night games, and **outscoreing opponents 627-316**.

The Seahawks are 7-2-1 on Sunday Night Football, 7-0 on Monday Night Football and 6-1 on Thursday Night Football under Carroll, and are **13-1 at home in prime time games** dating back to 2010.

### Seattle's Prime Time Games Under Pete Carroll (20-3-1)

Date	Opponent	W/L	Score
Sun, Jan. 2, 2011	vs. St. Louis	W	16-6
Thu, Dec. 1, 2011	vs. Philadelphia	W	31-14
Mon, Dec. 12, 2011	vs. St. Louis	W	30-13
Mon, Sept. 24, 2012	vs. Green Bay	W	14-12
Thu, Oct. 18, 2012	at San Francisco	L	13-6
Sun, Dec. 23, 2012	vs. San Francisco	W	42-13
Sun, Sept. 15, 2013	vs. San Francisco	W	29-3
Thu, Oct. 17, 2013	at Arizona	W	34-22
Mon, Oct. 28, 2013	at St. Louis	W	14-9
Mon, Dec. 2, 2013	vs. New Orleans	W	34-7
Thu, Sept. 4, 2014	vs. Green Bay	W	36-16
Mon, Oct. 6, 2014	at Washington	W	27-17
Thu, Nov. 27, 2014	at San Francisco	W	19-3
Sun, Dec. 21, 2014	at Arizona	W	35-6
Sun, Sept. 20, 2015	at Green Bay	L	27-17
Mon, Oct. 5, 2015	vs. Detroit	W	13-10
Thu, Oct. 22, 2015	at San Francisco	W	20-3
Sun, Nov. 15, 2015	vs. Arizona	L	39-32
Sun, Oct. 23, 2016	at Arizona	T	6-6 (ot)
Mon, Nov. 7, 2016	vs. Buffalo	W	31-25
Sun, Nov. 13, 2016	at New England	W	31-24
Sun, Dec. 4, 2016	vs. Carolina	W	40-7
Thu, Dec. 15, 2016	vs. L.A. Rams	W	24-3
Sun, Oct. 1, 2017	vs. Indianapolis	W	46-18



## .854 Winning % in Prime Time

Seattle has played its best football in prime time, as its 20-3-1 record and .854 winning percentage rank first in the NFL since Pete Carroll took over in 2010.

### Best Record in Prime Time Games Since 2010

Team	W	L	T	Pct.
<b>Seattle Seahawks</b>	<b>20</b>	<b>3</b>	<b>1</b>	<b>.854</b>
New England Patriots	26	7	0	.788
Baltimore Ravens	16	8	0	.667
New Orleans Saints	19	10	0	.655

## Largest Comebacks & Overtime Record

Seattle's overtime record is 12-20-1 and 4-3-1 under Carroll.

### Largest Comebacks in Franchise History

Points	Opponent	Score	Result
21	vs. Tampa Bay (11/3/13)	Trail 21-0	Won 27-24 (ot)
20	at Denver (12/10/95)	Trail 20-0	Won 31-27
18	at Oakland (12/14/97)	Trail 21-3	Won 22-21

## 36-6 at Home Since 2012

### Seattle's NFL Ranking for Last 42 Home Games

#### Wins

<b>36</b>	<b>Seattle</b>
35	New England
35	Denver
33	Green Bay
30	Pittsburgh

#### Takeaways

82	Carolina
<b>78</b>	<b>Seattle</b>
77	New England
76	Arizona
75	Cincinnati

#### Point Differential

<b>+533</b>	<b>Seattle</b>
+497	New England
+465	Denver
+419	Green Bay
+307	Pittsburgh

#### Turnover Margin

+43	New England
<b>+37</b>	<b>Seattle</b>
+30	Green Bay
+16	Arizona
+14	Carolina

### Longest Home Winning Streak, Franchise History

14	2012-13
12	2004-06
10	2002-04

### Most Consecutive Games Won, Franchise History

11	2005
9	2012-13
8	1984

## 13 Special Teams Scores Since 2010

It takes all three phases to win in the NFL and special teams coach Brian Schneider has put together one of the best special teams units in the NFL over the last eight seasons.

### Seattle Special Teams Scores Since 2010

Play	Game	Date	Play	Game	Date
101-yd. KOR by Leon Washington	vs. SD	9/26/10	Muffed punt in endzone TD, Malcolm Smith	vs. Ari	12/9/12
99-yd. KOR by Leon Washington	vs. SD	9/26/10	90-yd. blocked field goal TD, Richard Sherman	vs. SF	12/23/12
10-yd. blocked punt TD, Earl Thomas	vs. KC	11/28/10	blocked punt out of endzone, Jermaine Kearse	at Ind	10/6/13
92-yd. KOR by Leon Washington	vs. SF	12/12/10	25-yd. blocked punt TD, Mike Morgan	vs. Dal	10/12/14
17-yd. blocked punt TD, Mike Robinson	vs. StL	11/12/11	57-yd. punt return by Tyler Lockett	at StL	9/13/15
3-yd. blocked punt TD, Jeron Johnson	vs. Dal	9/16/12	105-yd. kickoff return by Tyler Lockett	vs. Chi	9/27/15
98-yd. KOR by Leon Washington	at Mia	11/25/12			

### Most Blocks Since 2010

21	Oakland
<b>18</b>	<b>Seattle</b>
18	Miami
17	Arizona
14	Chicago

### Most TDs/Safeties Since 2010

16	Baltimore
15	Minnesota
14	Philadelphia
<b>13</b>	<b>Seattle</b>
10	Denver

### Most Takeaways on Punt/KOR Since 2010

24	Oakland
20	Kansas City
18	N.Y. Giants
16	New England
<b>15</b>	<b>Seattle</b>



## 12 Flag Raisers at the Toyota Fan Deck

Just before every kickoff at CenturyLink Field, fans turn their attention to the Toyota Fan Deck in the south endzone with anticipation to see who is going to raise the team's signature 12 flag and turn CenturyLink Field in to a frenzy. From former Seahawks greats, to local celebrities and sports personalities, the flag has become a love affair for Seahawks supporters all over the Northwest and the spirit of community that the organization and fans share. Who will raise it next?

### 2017 Flag Raisers

Minnesota - Officer Mike McClaughry	Washington -
Kansas City - Seattle Storm G Sue Bird	Atlanta -
San Francisco - Former LB Lofa Tatupu	Philadelphia -
Indianapolis - HOFs Walter Jones, Steve Largent, Courtney Kennedy	L.A. Rams -
Houston -	Arizona -

## 25,688 Estimated Miles Flown During 2016 Season

The team strives to offer first-class amenities and that has not changed this season as Seattle has signed on with Delta Airlines as its 2017 official charter.

The Boeing aircraft will carry the Seahawks "around the world" (a trip around the world is 25,000 miles) as they travel the sixth-most miles, 25,688.

### 2017 Total Miles Traveled (regular season)

1. L.A. Rams	32,498
2. Arizona	30,422
3. Oakland	29,048
4. Miami	27,458
5. L.A. Chargers	26,866
<b>6. Seattle</b>	<b>25,688</b>

## Flight Times

Seattle is among the league leaders in miles traveled each season, and this year is no different. Tucked away in the Northwest, Seattle takes a while to reach via air travel, especially traveling east to west.

### 2017 Flight Times

Seattle to L.A. Chargers - 2:07	Seattle to N.Y. Giants -
L.A. Chargers to Seattle - 2:07	N.Y. Giants to Seattle -
Seattle to Oakland - 1:34	Seattle to Arizona -
Oakland to Seattle - 1:32	Arizona to Seattle -
Seattle to Green Bay - 3:11	Seattle to San Francisco -
Green Bay to Seattle - 3:37	San Francisco to Seattle -
Seattle to Tennessee - 3:54	Seattle to Jacksonville -
Tennessee to Seattle - 4:05	Jacksonville to Seattle -
Seattle to L.A. Rams - 2:02	Seattle to Dallas -
L.A. Rams to Seattle - 2:34	Dallas to Seattle -

## 69,190 Largest Home Attendance Record

With the addition of the Toyota Fan Deck in the south end zone in 2016, adding 1,000 new seats, Seattle's home attendance record has been broken and will add to the record books as the season unfolds.

Week 11's game last season with 69,190 fans vs. Philadelphia (11/20/16) broke the Seahawks old record of 69,084, established vs. Buffalo (11/7/16).

### Largest Home Attendance, Franchise History

Att.	Opponent	Stadium	Date	W/L	Score
69,190	Philadelphia	CenturyLink Field	11/20/16	W	26-15
69,104	Carolina	CenturyLink Field	12/4/16	W	40-7
69,084	Buffalo	CenturyLink Field	11/7/16	W	31-25
69,080	St. Louis	CenturyLink Field	12/27/15	L	23-17
69,071	Atlanta	CenturyLink Field	10/16/16	W	26-24
69,067	L.A. Rams	CenturyLink Field	12/15/16	W	24-3
69,055	Pittsburgh	CenturyLink Field	11/29/15	W	39-30
69,050	Arizona	CenturyLink Field	12/24/16	L	34-31
69,020	Carolina	CenturyLink Field	10/18/15	L	27-23
69,012	Miami	CenturyLink Field	9/11/16	W	12-10



# #3 Russell Wilson



## 98.9 Career Passer Rating

Wilson is just one of four players with a passer rating over 98.0 since 2012 with a club-record **98.9 career rating (2nd in NFL history)**.

He has 40-career 100-plus passer rating games in 85 starts, with the last coming vs. Indianapolis (10/1) with a 107.5 rating.

### Russell Wilson Career Passing

Year	Att	Comp	Pct	Yards	TD	Int	Rating
2012	393	252	64.1	3,118	26	10	100.0
2013	407	257	63.1	3,357	26	9	101.2
2014	452	285	63.1	3,475	20	7	95.0
2015	483	329	68.1	4,024	34	8	110.1
2016	546	353	64.7	4,219	21	11	92.6
2017	178	111	62.4	1,222	8	3	90.6
<b>TOTAL</b>	<b>2,459</b>	<b>1,587</b>	<b>64.5</b>	<b>19,415</b>	<b>135</b>	<b>48</b>	<b>98.9</b>

### NFL Highest Passer Rating Since 2012

Player	Rating
Aaron Rodgers, GB	104.1
Drew Brees, NO	100.3
Tom Brady, NE	99.3
<b>Russell Wilson, Sea</b>	<b>98.9</b>
Matt Ryan, Atl	96.6

## 135 Career Touchdown Passes

Through only 85 games, Russell Wilson's 135 touchdown passes (third-most in club history) are the eighth-most in NFL history in a quarterback's first six seasons.

### Most Passing TDs in a QB's First Six Seasons, NFL History

4. Brett Favre	147
5. Andy Dalton	142
6. Jim Kelly	138
7. Cam Newton	136
8. <b>Russell Wilson</b>	<b>135 *</b>
9. Andrew Luck	132 *
10. Matthew Stafford	131

\* through 85 games

## 36 Home Wins to Begin Career

Wilson is 36-6 at home during his career, ranking first in NFL history in home wins to begin a career through his first 42 home games.

In those games, he carries a 103.5 passer rating (2nd NFL history) completing 747 of 1,152 passes (64.8%) for 9,506 yards with 70 touchdowns and 20 interceptions.

### Most Home Wins in a QB's First Six Seasons, NFL History

Joe Flacco	39
<b>Russell Wilson, Sea</b>	<b>36 *</b>
Matt Ryan	36
John Elway	34
Ben Roethlisberger	34

\* through 42 home games

## 59 Wins to Begin a Career

Wilson's 56 regular season wins rank tied for first in NFL history for most wins in a quarterback's first five seasons, and through only 85 games, he ranks fourth in NFL history with 59 wins in a quarterback's first six seasons.

### Most Regular Season Wins in a QB's First Six Seasons

Joe Flacco	62
Ben Roethlisberger	60
Matt Ryan	60
<b>Russell Wilson, Sea</b>	<b>59 *</b>
Tom Brady	58
Andy Dalton	56

\*through 85 games

## 11 Combined 300-Yard Passing Games

Wilson has thrown for 11 300-yard passing games, including playoffs, with a career-high 385 yards at Atlanta (1/13/13).

### Wilson's 300-Yard Passing Games

385* at Atlanta (1/13/13)
<b>373 at Tennessee (9/24/17)</b>
366* at Carolina (1/17/16)
350 vs. Arizona (12/24/16)
348 at New England (11/13/16)
345 vs. Pittsburgh (11/29/15)
339 at Arizona (12/21/14)
320 at Carolina (9/8/13)
313 at St. Louis (10/19/14)
310 vs. New Orleans (12/2/13)
309 at N.Y. Jets (10/2/16)

\* NFC Divisional Playoff Game

## Top-12 Holder of QB Rushing Yards

Wilson holds the top-12 marks for rushing yards by a quarterback in franchise history.

His career-high 122 yards at Washington (10/6/14) also marked the most yards by a quarterback in Monday Night Football history.

At St. Louis (10/19/14), Wilson also became the **first player to record a 300-yard passing game and 100-yard rushing game in a single-game in NFL history**. He threw for 313 yards and rushed for 106.

He has four-career 100-yard rushing games.

### Single-Game, Most Quarterback Rushing Yards, Club History

Player	Opponent	Att.	Yds.	Avg.	TD
Russell Wilson	at Was (10/6/14)	11	122	11.1	1
Russell Wilson	NYG (11/9/14)	14	107	7.6	1
Russell Wilson	at StL (10/19/14)	7	106	15.1	1
Russell Wilson	at Ind (10/6/13)	13	102	7.8	0
Russell Wilson	at Buf (12/16/12)	9	92	10.2	3
Russell Wilson	at Ari (12/21/14)	6	88	14.7	1
Russell Wilson	at TB (11/27/16)	8	80	10.0	0

# #3 Russell Wilson



## 2nd All-Time in Passer Rating

Russell Wilson's franchise-record 98.9 passer rating ranks second all-time in NFL history.

### Highest Passer Rating, NFL History (min. 1,500 att.)

Player	Rating
Aaron Rodgers, GB	104.1
<b>Russell Wilson, Sea</b>	<b>98.9</b>
Tom Brady, NE	97.5
Tony Romo	97.1
Steve Young	96.8

## 3rd All-Time TD/INT Ratio

Russell Wilson's 2.81 TD/INT ratio ranks third all-time in NFL history.

### Highest TD/INT Ratio, NFL History (min. 1,500 att.)

Player	TDs	INTs	Ratio
Aaron Rodgers, GB	310	75	4.13
Tom Brady, NE	469	154	3.05
<b>Russell Wilson, Sea</b>	<b>135</b>	<b>48</b>	<b>2.81</b>
Derek Carr, Oak	89	35	2.54
Colin Kaepernick	72	30	2.40

## 2nd All-Time in Home Passer Rating

Russell Wilson's 103.5 passer rating at home ranks second all-time in NFL history.

### Highest Passer Rating at Home, NFL History (min. 670 att.)

Player	Rating
Aaron Rodgers, GB	109.2
<b>Russell Wilson, Sea</b>	<b>103.5</b>
Drew Brees, NO	101.2
Steve Young	100.3
Peyton Manning	99.8

## 3rd All-Time in Home TD/INT Ratio

Russell Wilson's 3.50 TD/INT ratio at home ranks third all-time in NFL history.

### Highest TD/INT Ratio at Home, NFL History (min. 670 att.)

Player	TDs	INTs	Ratio
Aaron Rodgers, GB	169	32	5.28
Tom Brady, NE	227	59	3.85
<b>Russell Wilson, Sea</b>	<b>70</b>	<b>20</b>	<b>3.50</b>
Drew Brees, NO	274	108	2.54
Peyton Manning	277	109	2.54

## .700 Winning Percentage

### Best Winning Percentage of Current Notable NFL Quarterbacks

Player	Record	Winning Pct.
Tom Brady, NE	187-54	.776
Dak Prescott, Dal	15-6	.714
<b>Russell Wilson, Sea</b>	<b>59-25-1</b>	<b>.700</b>
Ben Roethlisberger, Pit	127-62	.672
Aaron Rodgers, GB	94-47	.667
Andrew Luck, Ind	43-27	.614
Andy Dalton, Cin	58-38-2	.602
Matt Ryan, Atl	88-59	.599
Joe Flacco, Bal	86-58	.597
Alex Smith, KC	84-57-1	.595

Player	Record	Winning Pct.
Cam Newton, Car	55-42-1	.566
Drew Brees, NO	134-103	.565
Philip Rivers, LAC	99-83	.544
Eli Manning, NYG	109-96	.532
Carson Palmer, Ari	92-87-1	.514
Jay Cutler, Mia	71-73	.493
Kirk Cousins, Was	22-23-1	.489
Derek Carr, Oak	25-28	.472
Matthew Stafford, Det	54-61	.470
Jameis Winston, TB	17-20	.459
Sam Bradford, Min	34-45-1	.431

## Team Captains: 3, 31 & 54, 9

In a vote by teammates, Russell Wilson will be the offensive captain for the fifth time in his six seasons, Kam Chancellor will be the defensive captain for the third time, sharing duties with two-timer Bobby Wagner, while Jon Ryan serves as the special teams captain for the fourth time.

## 135 Seattle Touchdown Passes

Russell Wilson ranks third in Seahawks history with 135 touchdown passes in his Seattle career.

### Most Passing Touchdowns, Club History

- 195 Dave Krieg 1980-91
- 174 Matt Hasselbeck 2001-10
- 135 Russell Wilson 2012-**
- 107 Jim Zorn 1976-84
- 49 Jon Kitna 1997-00

# #3 Russell Wilson



## 22 Fourth-Quarter/Overtime Comebacks in 97 Games

Wilson has 22 fourth-quarter or overtime comeback victories in 97 career games (regular and postseason).

He had three game-winning drives last season, three game-winning drives in 2015, and directed come-from-behind victories in the 2013 and 2014 NFC Championship Games to advance Seattle to the Super Bowl.

In 2012, Wilson threw a game-winning touchdown pass in the final two minutes of regulation or overtime three times (vs. Green Bay, vs. New England, at Chicago), the most ever by a rookie since at least the 1970 merger, and won another (vs. St. Louis) with a 1-yard touchdown run.

His **22 fourth-quarter comebacks rank tied for first in the NFL** since the beginning of 2012.

### Russell Wilson 4th Quarter/OT Comebacks

Game	Score	Final	Play
vs. Green Bay (9/24/12)	trail 12-7	Won 14-12	24-yd. pass to Golden Tate at 0:00
vs. New England (10/14/12)	trail 23-17	Won 24-23	46-yd. pass to Sidney Rice at 1:18
at Chicago (12/2/12)	trail 14-10		14-yd. pass to Golden Tate at :24
	tied 17-17	Won 23-17 (ot)	13-yd. pass to Sidney Rice with 7:33 left in OT
vs. St. Louis (12/30/12)	tied 13-13	Won 20-13	1-yd. touchdown run at 1:39
at Washington (1/6/13)*	trail 14-13	Won 24-14	touchdown drive at 7:08
at Carolina (9/8/13)	trail 7-6	Won 12-7	43-yd. TD pass to Jermaine Kearse at 10:13
at Houston (9/29/13)	trail 20-6	Won 23-20 (ot)	45-yd. field goal drive with 3:19 left in overtime
vs. Tennessee (10/13/13)	tied 10-10	Won 20-13	29-yd. field goal drive at 11:23
vs. Tampa Bay (11/3/13)	trail 24-14	Won 27-24 (ot)	27-yd. field goal drive with 8:11 left in overtime
vs. San Francisco (1/19/14)^	trail 17-13	Won 23-17	35-yd. pass to Jermaine Kearse at 13:44
vs. Denver (9/21/14)	tied 20-20	Won 26-20	touchdown drive with 9:14 left in overtime
at Carolina (10/26/14)	trail 9-6	Won 13-9	23-yd. pass to Luke Willson at 0:47
vs. N.Y. Giants (11/9/14)	tied 17-17	Won 38-17	touchdown drive at 12:47
vs. St. Louis (12/28/14)	tied 6-6	Won 20-6	touchdown drive at 12:07
vs. Green Bay (1/18/15)^	tied 22-22	Won 28-22 (ot)	35-yd. pass to Jermaine Kearse with 11:41 left in OT
at Dallas (11/1/15)	trail 12-10	Won 13-12	24-yd. field goal drive at 1:04
vs. Pittsburgh (11/29/15)	trail 27-26	Won 39-30	30-yd. pass to Doug Baldwin at 8:12
at Minnesota (1/10/16)*	trail 9-0	Won 10-9	46-yd. field goal drive at 8:04
vs. Miami (9/11/16)	trail 10-6	Won 12-10	2-yd. pass to Doug Baldwin at 0:31
vs. Atlanta (10/16/16)	trail 24-23	Won 26-24	44-yd. field goal drive at 1:57
at New England (11/13/16)	trail 24-22	Won 31-24	23-yd. field goal drive at 8:56
<b>vs. San Francisco (9/17/17)</b>	<b>trail 9-6</b>	<b>Won 12-9</b>	<b>9-yd. pass to Paul Richardson at 7:06</b>

\* NFC Wild Card Game

^ NFC Championship Game

### Most Game-Winning Drives in 4th Qtr./OT Since 2012 (Regular Season & Postseason)

<b>Russell Wilson, Sea</b>	<b>22</b>
Matthew Stafford, Det	22
Matt Ryan, Atl	18
Andrew Luck, Ind	17
Joe Flacco, Bal	15

## 6-0 on Monday Night Football

Russell Wilson has won his first six starts on Monday Night Football, joining Neil O'Donnell (7-0) and Bob Griese (6-0) as the only quarterbacks to win their first six-plus starts in Monday Night Football history. Seattle defeated Buffalo, 31-25, in Week 9 last season.

### Quarterbacks to Win their First Six-Plus Starts on MNF

Neil O'Donnell	7-0
<b>Russell Wilson</b>	<b>6-0</b>
Bob Griese	6-0

### Most Wins as a Starting QB on MNF Without a Loss

7	Neil O'Donnell
<b>6</b>	<b>Russell Wilson</b>

# Player Notes (by number)



## #7 K Blair Walsh

### 10 50-plus Yard Field Goals in a Season

Kicker Blair Walsh earned first-team All-Pro and Pro Bowl honors as a rookie in 2012, setting NFL records with 10 field goals of 50-plus yards in single-season and three field goals of 50-plus in a single-game.

He led the NFL with 34 field goals made in 2015 and ended his Vikings career as the franchise leader with 24 field goals made from 50-plus yards.

## #9 P Jon Ryan

### 148 Consecutive Games Played

In his tenth season in Seattle, punter Jon Ryan holds franchise records for most punts (706), punt yards (31,595), punts inside the 20 (257) and longest punt (77).

Ryan has also played in a franchise-record 148 consecutive games.

#### Most Consecutive Games Played, Club History

<b>148</b>	<b>Jon Ryan</b>	<b>2008-</b>
135	Chris Gray	1998-2006
125	Joe Nash	1988-95

## #16 WR Tyler Lockett

### 45.6 Yards per Touchdown

Since 2015, Tyler Lockett has averaged 45.6 yards per touchdown.

#### Tyler Lockett Career Touchdowns

- 57-yard punt return at St. Louis (9/13/15)
- 105 kickoff return vs. Chicago (9/27/15)
- 43-yard reception at San Francisco (10/22/15)
- 24-yard & 11-yard reception vs. San Francisco (11/22/15)
- 49-yard & 8-yard reception at Baltimore (12/13/15)
- 27-yard reception vs. Cleveland (12/20/15)
- 75-yard rush vs. Carolina (12/4/16)
- 57-yard reception vs. Los Angeles (12/15/16)

## #30 FS Bradley McDougald

Ranks fourth in the NFL with six special teams tackles (five solo).

## #25 CB Richard Sherman #29 FS Earl Thomas #31 Kam Chancellor

### 8 Combined Player of the Week Honors

With his performance at the Rams (10/8), Earl Thomas earned his first-career NFC Defensive Player of the Week honor.

That gave Seattle's secondary trio of Thomas, Kam Chancellor and Richard Sherman eight total player of the week honors since 2012.

Sherman has won it four times (2012, twice in 2013, 2014), and Chancellor has won it three times (twice in 2014, 2016).

### 30 Interceptions Since 2011

With a career-high eight interceptions in 2012 and 2013, he became the first player since Champ Bailey (2005-06) to record back-to-back seasons of at least eight interceptions.

#### Most Interceptions Since 2011

Player	No.
<b>Richard Sherman, Sea</b>	<b>30</b>
Reggie Nelson, Oak	26
Kurt Coleman, Car	20
Patrick Peterson, Ari	20
Glover Quin, Det	20

### 98 Passes Defensed Since 2011

Despite quarterbacks avoiding Richard Sherman's side of the field in recent years, he still ranks first in the NFL with 98 passes defensed since 2011.

#### Most Passes Defensed Since 2011

Player	No.
<b>Richard Sherman, Sea</b>	<b>98</b>
Johnathan Joseph, Hou	89
Joe Haden, Pit	86
Brent Grimes, TB	86
Dominique Rodgers-Cromartie, NYG	82

### Most Interceptions in Club History

Richard Sherman and Earl Thomas rank fifth and sixth on Seattle's all-time interceptions list, respectively.

#### Most Career Interceptions, Club History

Dave Brown, 1976-86	50
Eugene Robinson, 1985-95	42
John Harris, 1978-85	41
Kenny Easley, 1981-87	32
<b>Richard Sherman, 2011-</b>	<b>30</b>
<b>Earl Thomas, 2010-</b>	<b>24</b>

# Player Notes (by number)



**#34**

**RB Thomas Rawls**

## Rawls in the Record Books

Thomas Rawls had a career day vs. San Francisco (11/22/15), placing himself in the top-three of two of the best performances in Seattle history.

### Most Rushing Yards in a Single-Game, Club History

266	Shaun Alexander	vs. Oakland	11/11/01
<b>209</b>	<b>Thomas Rawls</b>	<b>vs. San Francisco</b>	<b>11/22/15</b>
207	Curt Warner	vs. Kansas City (ot)	11/27/83

### Most Scrimmage Yards in a Single-Game, Club History

273	Shaun Alexander	vs. Oakland	11/11/01
261	Steve Largent	vs. Detroit	10/18/87
<b>255</b>	<b>Thomas Rawls</b>	<b>vs. San Francisco</b>	<b>11/22/15</b>

**#50**

**LB K.J. Wright**

Named to his first-career Pro Bowl last season after setting career-highs with 126 tackles (72 solo) and 4.0 sacks.

It was his third-consecutive season with 100-plus tackles.

**#54**

**LB Bobby Wagner**

## 2016 NFL Leading Tackler

Bobby Wagner ranks seventh in the NFC with 41 tackles (30 solo) this season.

Last season, he became the first player in franchise history to record five-consecutive 100-tackle seasons, recording a single-season franchise mark of 167 that also led the NFL.

### 2017 NFC Leading Tacklers

Player	Total	Solo	Ast.
Tyvon Branch, Ari	52	37	15
Zach Brown, Was	50	31	19
Mark Barron, LAR	48	42	6
Blake Martinez, GB	48	34	14
Luke Kuechly, Car	46	29	17
Ray-Ray Armstrong, SF	44	29	15
<b>Bobby Wagner, Sea</b>	<b>41</b>	<b>30</b>	<b>11</b>

### Most Tackles, Club History

Player	Year	Total	Solo	Ast.
1. Bobby Wagner	2016	167	85	82
2. Terry Beeson	1978	153	n/a	n/a
3. Chad Brown	1998	150	119	31
4. Anthony Simmons	2000	147	119	28
5. Bobby Wagner	2012	140	86	54

**#55 DE Frank Clark**

**#56 DE Cliff Avril**

**#72 DE Michael Bennett**

## 11.5 Sacks in 2016

Cliff Avril led Seattle with a career-high 11.5 sacks while fellow linemate Frank Clark ranked second on the team (8th NFC, T15th NFL) with a career-high 10.0 sacks last season.

Seattle and Arizona were the **only teams with two players who each had double-digit sacks** in the regular season.

Avril's **26 quarterback hits ranked second in the NFL.**

As a team, Seattle ranked third in the NFL with 42.0 sacks.

### 2016 Most Sacks, NFL

1. 15.5 Vic Beasley, Atl
2. 13.5 Von Miller, Den
- 12.5 Lorenzo Alexander, Buf
- 12.5 Markus Golden, Ari
- 12.5 Danielle Hunter, Min
6. **11.5 Cliff Avril, Sea**
- 11.5 Cameron Wake, Mia
8. 11.0 five players tied
13. 10.5 Brian Orakpo, Ten
- 10.5 Joey Bosa, SD
15. **10.0 Frank Clark, Sea**

## 26 Sack/Fumbles Lead the NFL

Cliff Avril's 26 sack/fumbles since 2008 rank first in the NFL.

### Most Sack/Fumbles Since 2008

26	Cliff Avril	Seattle
23	Tamba Hali	Kansas City
22	Julius Peppers	Carolina
20	Cameron Wake	Miami

## Top-10 Seahawks Sack Leaders

Michael Bennett ranks tenth on the Seahawks all-time sacks leaders list.

### Most Sacks, Franchise History

1. 116.0 Jacob Green, 1980-91
2. 73.5 Michael Sinclair, 1991-01
3. 63.0 Jeff Bryant, 1982-93
4. 58.0 Cortez Kennedy, 1990-2000
5. 48.0 Chad Brown, 1997-2004
6. 47.5 Joe Nash, 1982-96
7. 38.0 Chris Clemons, 2010-13
8. 37.5 Rufus Porter, 1988-94
9. **34.5 Cliff Avril, 2013-**
- 34.5 Michael Bennett, 2013-**

# Player Notes (by number)



**#88**

**Jimmy Graham**

## 100 Yard Games Back-to-Back

Jimmy Graham became the first tight end in franchise history to record back-to-back 100 yard games in Weeks 3-4 in 2016, and holds four of the top-nine 100-yard games in franchise history.

### 100-yard Games by a TE, Franchise History

Player	Att.	Yards	Avg.	LG	TD
<b>Jimmy Graham vs. Car (10/18/15)</b>	<b>8</b>	<b>140</b>	<b>17.5</b>	<b>45</b>	<b>0</b>
Charle Young at SD (10/9/83)	7	140	20.0	43	0
Luke Willson at Ari (12/21/14)	3	139	46.3	80t	2
Itula Mili at SD (12/29/02)	7	119	17.0	49	0
<b>Jimmy Graham at NYJ (10/2/16)</b>	<b>6</b>	<b>113</b>	<b>18.8</b>	<b>27</b>	<b>0</b>
John Carlson at Dal (11/27/08)	6	105	17.5	33	0
Anthony McCoy vs. Ari (12/9/12)	3	105	35.0	67	0
<b>Jimmy Graham vs. Buf (11/7/16)</b>	<b>8</b>	<b>103</b>	<b>12.9</b>	<b>18t</b>	<b>2</b>
<b>Jimmy Graham vs. SF (9/25/16)</b>	<b>6</b>	<b>100</b>	<b>16.7</b>	<b>40</b>	<b>1</b>

## 5 100-Yard Games Since 2014

Jimmy Graham had three 100-yard games last season, and since 2014, his five 100-yard games ranks fourth in the NFL.

### 100-yard Games by a TE Since 2014, NFL

Rob Gronkowski, NE	12
Travis Kelce, KC	10
Greg Olsen, Car	8
<b>Jimmy Graham, Sea</b>	<b>5</b>
Martellus Bennett, GB	5
Zach Ertz, Phi	5

**#89**

**Doug Baldwin**

## 395 Seahawks Receptions

In Week 2 at L.A. Rams (9/18/16), Doug Baldwin passed Joey Galloway for sixth-place on Seattle's all-time receptions list.

### Most Receptions, Club History

1. 819 Steve Largent	1976-89
2. 581 Brian Blades	1988-98
3. 471 John L. Williams	1986-93
4. 441 Darrell Jackson	2000-06
5. 399 Bobby Engram	2001-08
<b>6. 395 Doug Baldwin</b>	<b>2011-</b>
7. 283 Joey Galloway	1995-99
8. 244 Koren Robinson	2001-04, '08
9. 232 Sam McCullum	1976-81
10. 218 Mack Strong	1994-07

## 5,238 Seahawks Receiving Yards

Doug Baldwin ranks fourth in Seahawks history with 5,238 receiving yards.

### Most Receiving Yards, Club History

1. 13,089	Steve Largent	1976-89
2. 7,620	Brian Blades	1988-98
3. 6,445	Darrell Jackson	2000-06
<b>4. 5,238</b>	<b>Doug Baldwin</b>	<b>2011-</b>
5. 4,859	Bobby Engram	2001-08
6. 4,457	Joey Galloway	1995-99
7. 4,151	John L. Williams	1986-93
8. 3,567	Koren Robinson	2001-04, '08
9. 3,409	Sam McCullum	1976-81
10. 2,347	Deion Branch	2006-10

## 37 Seahawks Receiving Touchdowns

In Week 3 at Tennessee (9/24), Doug Baldwin moved in to third-place on Seattle's all-time receiving touchdowns list.

### Most Receiving Touchdowns, Club History

1. 100	Steve Largent	1976-89
2. 47	Darrell Jackson	2000-06
<b>3. 37</b>	<b>Doug Baldwin</b>	<b>2011-</b>
37	Joey Galloway	1995-99
5. 36	Daryl Turner	1984-87
6. 34	Brian Blades	1988-98
7. 21	Sam McCullum	1976-81
8. 18	Bobby Engram	2001-08
9. 16	John L. Williams	1986-93
10. 15	four players tied	

## 94 Receptions (T7th NFL) in 2016

Doug Baldwin's career-high 94 receptions last season ranked seventh in the NFL and also tied the single-season high in franchise history.

### 2016 Leading Receivers, NFL

Player	Rec.	Yards	Long	TD
1. Larry Fitzgerald, Ari	107	1,023	32	6
2. Antonio Brown, Pit	106	1,284	51	12
3. Odell Beckham, Jr. NYG	101	1,367	75t	10
4. Julian Edelman, NE	98	1,106	77t	3
5. Jordy Nelson, GB	97	1,257	60	14
6. Mike Evans, TB	96	1,321	45t	12
<b>7. Doug Baldwin, Sea</b>	<b>94</b>	<b>1,128</b>	<b>59</b>	<b>7</b>

### Most Receptions, Single-Season, Club History

<b>94</b>	<b>Doug Baldwin</b>	<b>2016</b>
	Bobby Engram	2007
87	Darrell Jackson	2004



## Sixth-Winningest Active Head Coach (Belichick, Reid, Fox, McCarthy, Lewis)

Pete Carroll ranks 36th in NFL history with 116 combined wins and became the 39th coach in NFL history with 100 wins in the regular season.

### Most Combined Wins in NFL History

Coach	Regular Season				Postseason			Combined			
	W	L	T	Pct.	W	L	Pct.	W	L	T	Pct.
30. George Seifert	114	62	0	.648	10	5	.667	124	67	0	.649
31. Sid Gillman	122	99	7	.552	1	5	.167	123	104	7	.542
32. Marvin Lewis, Cin	120	106	3	.531	0	7	.000	120	113	3	.515
33. George Allen	116	47	5	.712	2	7	.222	118	54	5	.686
Norv Turner	114	122	1	.483	4	4	.500	118	126	1	.484
35. Dennis Green	113	94	0	.546	4	8	.333	117	102	0	.534
<b>36. Pete Carroll, Sea</b>	<b>106</b>	<b>74</b>	<b>1</b>	<b>.588</b>	<b>10</b>	<b>7</b>	<b>.588</b>	<b>116</b>	<b>81</b>	<b>1</b>	<b>.588</b>
37. Mike Tomlin, Pit	107	59	0	.645	8	6	.571	115	65	0	.639
38. Don Coryell	111	83	1	.572	3	6	.333	114	89	1	.561
39. John Madden	103	32	7	.759	9	7	.563	112	39	7	.739

## 116 Career Wins for Pete Carroll (Regular + Postseason)

Pete Carroll became the 43rd head coach in NFL history with 100 combined wins.

Year	Team	W	L	T	Pct.	Finish
1994	N.Y. Jets	6	10	0	.375	5th, AFC East
1997	New England	10	6	0	.625	1st, AFC East
						<i>Wild Card victory vs. Miami, 17-3</i>
						<i>Divisional Playoff loss at Pittsburgh, 7-6</i>
1998	New England	9	7	0	.563	4th, AFC East
						<i>Wild Card loss at Jacksonville, 25-10</i>
1999	New England	8	8	0	.500	T4th, AFC East
2010	Seattle	7	9	0	.438	1st, NFC West
						<i>Wild Card victory vs. New Orleans, 41-36</i>
						<i>Divisional Playoff loss at Chicago, 35-24</i>
2011	Seattle	7	9	0	.438	3rd, NFC West
2012	Seattle	11	5	0	.688	2nd, NFC West
						<i>Wild Card victory at Washington, 24-14</i>
						<i>Divisional Playoff loss at Atlanta, 30-28</i>
2013	Seattle	13	3	0	.813	1st, NFC West
						<i>Divisional Playoff victory vs. New Orleans, 23-15</i>
						<i>Championship Game victory vs. San Francisco, 23-17</i>
						<i>Super Bowl XLVIII victory vs. Denver, 43-8</i>
2014	Seattle	12	4	0	.750	
						<i>Divisional Playoff victory vs. Carolina, 31-17</i>
						<i>Championship Game victory vs. Green Bay, 28-22</i>
						<i>Super Bowl XLIX loss vs. New England, 28-24</i>
2015	Seattle	10	6	0	.600	2nd, NFC West
						<i>Wild Card victory at Minnesota, 10-9</i>
						<i>Divisional Playoff loss at Carolina, 31-24</i>
2016	Seattle	10	5	1	.656	1st, NFC West
						<i>Wild Card victory vs. Detroit, 26-6</i>
						<i>Divisional Playoff loss at Atlanta, 36-20</i>
2017	Seattle	3	2	0	.600	
Reg. Season (12 Yrs.)		106	74	1	.588	
Postseason (8 Yrs.)		10	7	0	.588	
Combined Record		116	81	1	.588	

# Steve Hutchinson Eligible for HOF



## 76 Steve Hutchinson

Guard 6-5 311

Michigan

5 Seahawks Seasons, 12 NFL Seasons

1st Round 2001

Seattle Games/Starts: 68/68

Career Games/Starts: 169/169

Birthdate: November 1, 1977

Fort Lauderdale, Fla.



Former Seahawks first-round draft choice (17th overall), left guard Steve Hutchinson, will be eligible for the Pro Football Hall of Fame's Class of 2018.

A seven-time All-Pro, he earned first-team honors in 2003, 2005, 2007-09 and second-team honors in 2004 and 2006, while being named to the NFL's All-Decade Team Offensive Line for the 2000s. He was also a seven-time Pro Bowler.

He started all 169 regular season games played and all eight postseason games played, helping his teams to four division titles, one conference title and a Super Bowl XL appearance after the 2005 season with Seattle.

Along with teammate and Hall of Fame left tackle Walter Jones, the two were the most dominant left-side duo of their time.

Hutchinson's running backs Shaun Alexander and Adrian Peterson earned eight Pro Bowls between each other running behind his blocks and Alexander earned NFL MVP honors after rushing for a franchise-record 1,880 yards and accumulating an NFL record 28 total touchdowns in 2005.

In 11 of his 12 seasons with Seattle (2001-05), Minnesota (2006-11) and Tennessee (2012), Hutchinson blocked for a 1,000-yard rusher.

Hutchinson played four years at the University of Michigan, starting 46 of 47 games played, and became the second player in Michigan history to garner first-team All-Big Ten honors four times. He was also a first-team All-America his junior and senior seasons and named a freshman All-American his freshman year.

### Pro Bowl Running Backs behind Steve Hutchinson

Shaun Alexander, Sea	2003-05
Adrian Peterson, Min	2007-10, 2012

### NFL All-Decade Team Offensive Line for the 2000s

**Guard:** Steve Hutchinson, Larry Allen, Will Shields, Alan Faneca  
**Tackle:** Walter Jones, Jonathan Ogden, Orlando Pace, Willie Roaf  
**Center:** Kevin Mawae, Olin Kruetz

### Hutchinson's 1,000-yard Rushers

Player, Year	Yards
Shaun Alexander, 2001	1,318
Shaun Alexander, 2002	1,175
Shaun Alexander, 2003	1,435
Shaun Alexander, 2004	1,696
Shaun Alexander, 2005	1,880 *
Chester Taylor, 2006	1,216
Adrian Peterson, 2007	1,341
Adrian Peterson, 2008	1,760
Adrian Peterson, 2009	1,383
Adrian Peterson, 2010	1,298
Adrian Peterson, 2011	970 ^
Chris Johnson, 2012	1,243

\* NFL MVP

^ Injured, played in 12 games



# CenturyLink Field Enhancements



On August 14, the Seattle Seahawks announced enhancements to the fan experience on gamedays at CenturyLink Field.

Last season, Seahawks fans rated the Seahawks' gameday experience No. 1 in the NFL, based on the NFL's Voice of the Fan survey data collected for each team from thousands of NFL fans league-wide. The Seahawks are always looking to exceed fan expectations at every opportunity and fan feedback collected throughout the season played a vital role in many of the new gameday upgrades. New enhancements in 2017 include:

- On March 1, the Seahawks and First & Goal, Inc. created First & Goal Hospitality as part of a continued effort to enhance the gameday experience at CenturyLink Field. FGH manages and operates all general concessions and premium dining at Seahawks games and other stadium and event center events. By managing concessions, it is easier to bring fans new offerings and expanded menu. New this season:
  - o Stadium Street Market: FGH partnered with award-winning executive chef and Huxley Wallace Collective founder Josh Henderson to celebrate local restaurant talent through marketplace concepts. The Stadium Street Market, located at section 115, will showcase four local chefs each game who will bring the flair from their restaurants to your gameday experience.
  - o Night Market: Located in the West Field Plaza, this marketplace will feature global offerings from popular local restaurants in the International District, Pioneer Square and SODO.
  - o Tapped & Corked: Already a fan favorite in section 120, an additional open concept bar will be available in section 139 to offer local craft beers and select Washington wines.
  - o Papa John's Pizza: Back by popular demand, Papa John's pizza will now be available at all former Pizza of Seattle locations at sections 107, 137, 307 and 333.
  - o More Pho Rito: In section 105, fans will enjoy more unique concepts including the Pho Rito from our local partners at Pho Cyclo.
  - o More Options Upstairs: New experiences have been added on the east side of the upper level, including Smokehouse BBQ in section 305 and an Elysian Brewing Company walk-in bar featuring local craft beers in section 309.
  - o Farm-to-Stadium Ingredients: The Seahawks are proud to take their sustainability program full circle by partnering with Cedar Grove and their Sound Sustainable Farm to take compost and use it to grow fresh produce served at CenturyLink Field.
- After reviewing fan feedback collected through fan surveys, the Seahawks significantly increased the number of toilet fixtures in men's restrooms by 32% in the upper level of the stadium, including a 59% increase in the south end of the upper level near the Toyota Fan Deck. In total, 79 additional toilet fixtures have been added in men's and women's restrooms in the upper level.
- This past offseason, the Seahawks upgraded the video and audio elements at CenturyLink Field, including:
  - o Upgraded to high definition (HD) 1080p on the primary video boards
  - o Added live video display capabilities to the digital hustle boards
  - o Launched a new wireless camera system to bring unique live footage angles and perspectives to the game presentation.
  - o Increased the number of camera feeds from eight to 16 to showcase different camera angles on the primary video boards
  - o Installed four new speakers in the corners of the upper deck to supplement the current audio system
  - o Enhanced in-stadium Wi-Fi

Fans are also encouraged to download the Seahawks Mobile App to improve their game day experience. New this season, fans are able to stop by any Seahawks Pro Shop location and use their in-app mobile discount card to receive 15% off Seahawks merchandise. The app also allows fans quick access to a variety of stats, extensive gameday information and "Eye of the Hawk" video feature with live and on-demand video from 16 different angles for fans attending CenturyLink Field. Fans are able to manage their account in the app by transferring tickets to friends, securely posting tickets for resale on NFL Ticket Exchange and downloading game tickets to a mobile phone.

## Seahawks Gameday Experience Ranked No. 1 in the NFL

### NFL's Voice of the Fan survey

After each NFL game, the league surveys thousands of fans league-wide to get their input on their gameday experience, including the process of arriving and leaving the stadium, the guest services experience, sense of safety and security, the quality and variety of the food and beverages, and the overall game experience. For the 2016 season, Seahawks fans ranked the Seahawks' gameday experience No. 1 in the NFL.

SEATTLE SEAHAWKS / WEEK 6 / THROUGH MONDAY, OCTOBER 16, 2017

						* RUSHING		No.	Yds	Avg	Long	TD	
WON 3, LOST 2													
09/10 L 9-17	at Green Bay			78,381	Carson	49	208	4.2	30	0			
09/17 W 12- 9	San Francisco			68,729	Wilson	30	154	5.1	29	1			
09/24 L 27-33	at Tennessee			69,127	Lacy	25	74	3.0	19	0			
10/01 W 46-18	Indianapolis			68,872	McKissic	6	38	6.3	30t	1			
10/08 W 16-10	at L.A. Rams			60,745	Lockett	3	31	10.3	22	0			
10/22	at N.Y. Giants				Rawls	13	24	1.8	7	0			
10/29	Houston				Prosise	8	20	2.5	8	0			
11/05	Washington				Baldwin	1	-3	-3.0	-3	0			
11/09	at Arizona				TEAM	135	546	4.0	30t	2			
11/20	Atlanta				OPPONENTS	129	636	4.9	75t	4			
11/26	at San Francisco				* RECEIVING	No.	Yds	Avg	Long	TD			
12/03	Philadelphia				Baldwin	27	284	10.5	36	1			
12/10	at Jacksonville				Graham	21	179	8.5	33	1			
12/17	L.A. Rams				Lockett	16	195	12.2	41	0			
12/24	at Dallas				P. Richardson	14	208	14.9	37	2			
12/31	Arizona				Willson	7	84	12.0	27t	2			
	Sea.	Opp.			Carson	7	59	8.4	10t	1			
TOTAL FIRST DOWNS	94	95			Prosise	6	87	14.5	46	0			
Rushing	28	28			McKissic	4	63	15.8	27t	1			
Passing	60	52			Darboh	3	26	8.7	16	0			
Penalty	6	15			Vannett	3	13	4.3	10	0			
3rd Down: Made/Att	33/77	29/71			Rawls	2	15	7.5	14	0			
3rd Down Pct.	42.9	40.8			Lacy	1	9	9.0	9	0			
4th Down: Made/Att	3/4	0/1			TEAM	111	1222	11.0	46	8			
4th Down Pct.	75.0	0.0			OPPONENTS	101	1080	10.7	55t	4			
POSSESSION AVG.	29:42	30:18			* INTERCEPTIONS	No.	Yds	Avg	Long	TD			
TOTAL NET YARDS	1688	1650			Coleman	1	28	28.0	28t	1			
Avg. Per Game	337.6	330.0			N. Jones	1	24	24.0	24	0			
Total Plays	327	317			Thomas	1	19	19.0	19	0			
Avg. Per Play	5.2	5.2			Wagner	1	7	7.0	7	0			
NET YARDS RUSHING	546	636			S. Richardson	1	5	5.0	5	0			
Avg. Per Game	109.2	127.2			TEAM	5	83	16.6	28t	1			
Total Rushes	135	129			OPPONENTS	4	98	24.5	69	0			
NET YARDS PASSING	1142	1014			* PUNTING	No.	Yds	Avg	Net	TB	In	Lg	B
Avg. Per Game	228.4	202.8			Ryan	28	1244	44.4	40.5	1	10	64	0
Sacked/Yards Lost	13/80	11/66			TEAM	28	1244	44.4	40.5	1	10	64	0
Gross Yards	1222	1080			OPPONENTS	27	1253	46.4	43.9	1	9	66	0
Att./Completions	179/111	177/101			* PUNT RETURNS	Ret	FC	Yds	Avg	Long	TD		
Completion Pct.	62.0	57.1			Lockett	8	9	49	6.1	13	0		
Had Intercepted	4	5			TEAM	8	9	49	6.1	13	0		
PUNTS/AVERAGE	28/44.4	27/46.4			OPPONENTS	12	6	91	7.6	22	0		
NET PUNTING AVG.	28/40.5	27/43.9			* KICKOFF RETURNS	No.	Yds	Avg	Long	TD			
PENALTIES/YARDS	41/304	29/257			Lockett	6	153	25.5	43	0			
FUMBLES/BALL LOST	6/1	7/4			Pocic	1	13	13.0	13	0			
TOUCHDOWNS	12	8			TEAM	7	166	23.7	43	0			
Rushing	2	4			OPPONENTS	12	233	19.4	34	0			
Passing	8	4			* FIELD GOALS	1-19	20-29	30-39	40-49	50+			
Returns	2	0			Walsh	0/ 0	3/ 3	2/ 3	4/ 4	0/ 0			
* SCORE BY PERIODS	Q1	Q2	Q3	Q4	OT	PTS	TEAM	0/ 0	3/ 3	2/ 3	4/ 4	0/ 0	
TEAM	9	27	35	39	0	110	OPPONENTS	0/ 0	1/ 1	5/ 6	4/ 4	0/ 0	
OPPONENTS	2	38	38	9	0	87	Walsh: (33G,21G,41G)	(25G,27G)	( )	(44G,37N)	(48G,		
* SCORING	TD-Ru-Pa-Rt	K-PAT	FG	S	PTS	49G,35G)							
Walsh	0 0 0 0	9/10	9/10	0	36	OPP: (40G)	(40G,37G,34G)	(24G,37G,47G,35G)	(40G)				
McKissic	2 1 1 0			0	12	(35G,36N)							
P. Richardson	2 0 2 0			0	12								
Willson	2 0 2 0			0	12								
Baldwin	1 0 1 0			0	8								
Carson	1 0 1 0			0	6								
Coleman	1 0 0 1			0	6								
Graham	1 0 1 0			0	6								
Wagner	1 0 0 1			0	6								
Wilson	1 1 0 0			0	6								
TEAM	12 2 8 2	9/10	9/10	0	110								
OPPONENTS	8 4 4 0	7/ 7	10/11	1	87								
2-Pt Conv: Baldwin, TM 1-2, OPP 0-1													
SACKS: Bennett 4, Clark 2.5, M. Smith 1.5, Avril 1, Garvin 1, N. Jones 0.5, Wagner 0.5, TM 11, OPP 13													
FUM/LOST: Wilson 4/1, Britt 1/0, Wagner 1/0													
* PASSING	Att	Cmp	Yds	Cmp%	Yds/Att	TD	TD%	Int	Int%	Long	Sack/Lost	Rating	
Wilson	178	111	1222	62.4	6.87	8	4.5	3	1.7	46	13/ 80	90.6	
McEvoy	1	0	0	0.0	0.00	0	0.0	1	100.0	---	0/ 0	0.0	
TEAM	179	111	1222	62.0	6.83	8	4.5	4	2.2	46	13/ 80	87.8	
OPPONENTS	177	101	1080	57.1	6.10	4	2.3	5	2.8	55t	11/ 66	70.8	

# Defensive Statistics



	Total	Solo	Assist	Sacks	Yards	QH	Int	PD	FF	FR
Wagner, B.	41	30	11	0.5	7.0	4	1	3	0	1
Thomas, E.	31	21	10	0	0	0	1	4	1	0
Griffin, S.	25	21	4	0	0	0	0	3	0	0
Chancellor, K.	24	17	7	0	0	0	0	1	0	0
Wright, K.	21	21	10	0	0	1	0	1	0	0
Sherman, R.	18	15	3	0	0	0	0	2	0	1
Bennett, M.	15	10	5	4.0	30.5	10	0	1	0	0
Reed, J.	12	5	7	0	0	1	0	1	0	0
Richardson, S.	12	7	5	0	0	2	1	1	0	1
Clark, F.	11	7	4	2.5	12.5	4	0	1	1	0
Lane, J.	9	9	0	0	0	0	0	0	0	0
Wilhoite, M.	9	7	2	0	0	0	0	0	0	0
Jones, N.	7	4	3	0.5	1.5	1	1	2	0	0
Coleman, J.	5	5	0	0	0	0	1	2	0	0
Smith, M.	5	4	1	1.5	2.5	2	0	0	1	0
Garvin, T.	4	1	3	1.0	6.0	2	0	0	0	0
Smith, G.	4	1	3	0	0	0	0	0	0	0
McDougald, B.	3	1	2	0	0	0	0	0	0	0
Avril, C.	2	2	0	1.0	6.0	2	0	0	0	0
Jackson, B.	2	0	2	0	0	0	0	0	0	0
Bass, D.	1	0	1	0	0	0	0	0	0	0

## Special Teams Tackles

	Total	Solo	Assist	FF	FR	Blocks
McDougald, B.	6	5	1	0	0	0
Coleman, J.	3	2	1	0	0	0
Madden, T.	3	1	2	0	0	0
Hill, D.	2	1	1	0	0	0
McEvoy, T.	2	2	0	0	0	0
Thorpe, N.	2	2	0	0	1	0
Wilhoite, M.	2	1	1	0	0	0
Alexander, D.	1	1	0	0	0	0
Chancellor, K.	1	1	0	0	0	0
Garvin, T.	1	0	1	0	0	0
Griffin, S.	1	0	1	0	0	0
McDonald, D.	1	1	0	0	0	0
Smith, M.	1	1	0	0	0	0
Willson, L.	1	1	0	0	0	0

## Fumbles

	Fum	Lost	Own-Rec	O.B.
Wilson, R.	4	1	3	0
Britt, J.	1	0	0	0
Rawls, T.	0	0	1	0

# Transactions



1/3 Placed on injured reserve Signed	LS Nolan Frese LS Tyler Ott	5/12 cont. Signed	FB Algernon Brown QB Skyler Howard	8/16 Waived/injured Released	S Jordan Simone WR Jamel Johnson
1/4 Released Signed	S Tyvis Powell WR Devin Hester		DT Jeremy Liggins LB Otha Peters	Signed	CB Tramaine Brock LB Rodney Butler
1/16 Signed 2017 future contract	C Ross Burbank FS Pierre Desir RB George Farmer DT Tylor Harris DT Shaneil Jenkins FB Malcolm Johnson WR Kenny Lawler TE Marcus Lucas C/G Will Pericak RB Kelvin Taylor	5/15 Released  Signed	WR Darreus Rogers G Jordan Roos TE Tyrone Swoopes LB Nick Usher TE Bryce Williams FB Malcolm Johnson FB Brandon Cottom QB Skyler Howard FB Kyle Coleman WR Speedy Noil	8/17 Signed to extension 8/21 Waived/injured Signed Waived/injured Traded to Philadelphia Acquired from Philadelphia	C Justin Britt T Justin Senior T Tyrus Thompson TE Marcus Lucas 2018 5th Rd. Choice T Matt Tobin 2018 7th Rd. Choice WR Jermaine Kearse '18 2nd Rd. draft pick '18 7th Rd. draft pick DT Sheldon Richardson '18 7th Rd. draft pick TE Steve Donatell '18 7th Rd. draft pick CB Justin Coleman CB Tramaine Brock '18 7th Rd. draft pick DE Cassius Marsh '18 5th Rd. draft pick '18 7th Rd. draft pick Traded to Kansas City Acquired from Kansas City Placed on injured reserve
1/19 Signed 2017 future contract	TE Chris Briggs DT Rodney Coe WR Jamel Johnson DB Demetrius McCray WR Rodney Smith	5/17 Signed draft pick 5/19 Signed draft pick 5/23 Signed draft pick 5/25 Signed draft pick 5/31 Released	CB Mike Tyson DT Nazair Jones WR Amara Darboh DT Malik McDowell WR Speedy Noil RB Troymaine Pope FS Marcus Cromartie SS Jordan Simone QB Jake Heaps QB Austin Davis TE Bryce Williams TE Steve Donatell G/T Ethan Pocic CB Shaquill Griffin S Delano Hill	9/1 Traded to N.Y. Jets  Acquired from N.Y. Jets  Released Traded to New England Acquired from New England	CB Justin Coleman CB Tramaine Brock '18 7th Rd. draft pick DE Cassius Marsh '18 5th Rd. draft pick '18 7th Rd. draft pick T Isaiah Battle S Marcus Cromartie CB DeAndre Elliott T George Fant CB DeShawn Shead DE Dion Jordan DT Malik McDowell LB Christian French CB Demetrius McCray DT Rodney Coe
1/20 Signed 2017 future contract	CB Perrish Cox T Robert Myers K Blair Walsh	Signed	6/5 Released Signed 6/8 Released	9/2 Traded to Minnesota Acquired from Minnesota Traded to New England Acquired from New England	Placed on PUP Placed on non-football inj.  Waived/injured
2/9 Signed	G/T Luke Joeckel	6/5 Released Signed	6/9 Signed draft pick 6/15 Signed draft pick	Placed on PUP Placed on non-football inj.	DE Cassius Marsh '18 5th Rd. draft pick '18 7th Rd. draft pick
3/11 Signed	RB Eddie Lacy	6/8 Released		Traded to Kansas City Acquired from Kansas City	DE Cassius Marsh '18 5th Rd. draft pick '18 7th Rd. draft pick
3/14 Signed Re-signed	CB Neiko Thorpe			Placed on injured reserve	T Isaiah Battle S Marcus Cromartie CB DeAndre Elliott T George Fant
3/17 Signed Re-signed	LB Arthur Brown CB DeShawn Shead			Placed on PUP Placed on non-football inj.	CB DeShawn Shead DE Dion Jordan DT Malik McDowell
3/20 Re-signed Signed	TE Luke Willson G/T Oday Aboushi			Placed on PUP Placed on non-football inj.	DE Dion Jordan DT Malik McDowell
3/22 Signed	K John Lunsford S Bradley McDougald	7/28 Traded to Kansas City Acquired from Kansas City Hired as offensive assistant		Placed on PUP Placed on non-football inj.	DE Dion Jordan DT Malik McDowell
3/24 Signed	LB Michael Wilhoite	7/29 Released		Placed on PUP Placed on non-football inj.	DE Dion Jordan DT Malik McDowell
3/28 Signed Re-signed	LB Terence Garvin LB Dewey McDonald			Placed on PUP Placed on non-football inj.	DE Dion Jordan DT Malik McDowell
4/10 Signed	WR Cyril Grayson, Jr.			Placed on PUP Placed on non-football inj.	DE Dion Jordan DT Malik McDowell
4/14 Signed	DE Dion Jordan			Placed on PUP Placed on non-football inj.	DE Dion Jordan DT Malik McDowell
4/18 Signed Re-signed	LB Kache Palacio RB Terrence Magee RB Troymaine Pope	7/30 Signed 7/31 Released Signed	FB Algernon Brown LB Nick Usher FB Marcel Reece DE Marcus Smith DT Rodney Coe LB Arthur Brown LB Mike Morgan	Placed on PUP Placed on non-football inj.	DE Dion Jordan DT Malik McDowell LB Christian French CB Demetrius McCray DT Rodney Coe
5/2 Signed	QB Jake Heaps	8/1 Signed contract extension	LB Kevin Pierre-Louis LB D.J. Alexander Lemuel Jeanpierre	Placed on PUP Placed on non-football inj.	DE Dion Jordan DT Malik McDowell LB Christian French CB Demetrius McCray DT Rodney Coe
5/5 Re-signed	FB Brandon Cottom	8/2 Released	FB Algernon Brown LB Nick Usher	Placed on PUP Placed on non-football inj.	DE Dion Jordan DT Malik McDowell LB Christian French CB Demetrius McCray DT Rodney Coe
5/8 Claimed	RB Mike Davis	8/3 Released	FB Marcel Reece DE Marcus Smith DT Rodney Coe LB Arthur Brown LB Mike Morgan	Placed on PUP Placed on non-football inj.	DE Dion Jordan DT Malik McDowell LB Christian French CB Demetrius McCray DT Rodney Coe
5/9 Signed Released	DE David Bass CB Perrish Cox TE Chris Briggs C Ross Burbank DT Rodney Coe RB George Farmer WR Jamel Johnson K John Lunsford RB Terrence Magee	8/6 Released Signed 8/8 Released Waived/injured 8/9 Signed	S Kam Chancellor LS Nolan Frese WR Rodney Smith WR Jamel Johnson S Jordan Simone T Darrell Brown FB Kyle Coleman T Robert Myers DT Greg Milhouse S Jordan Simone LB Ronald Powell DE Christian French DT Shaneil Jenkins WR Rodney Smith	Placed on PUP Placed on non-football inj.	DE Dion Jordan DT Malik McDowell LB Christian French CB Demetrius McCray DT Rodney Coe
5/12 Signed draft picks	WR Chris Carson WR David Moore T Justin Senior FS Tedric Thompson	8/10 Waived/injured Signed 8/12 Released Signed		Placed on PUP Placed on non-football inj.	DE Dion Jordan DT Malik McDowell LB Christian French CB Demetrius McCray DT Rodney Coe

# Transactions



9/2 cont.	Waived	WR Darreus Rogers DT Garrison Smith WR Rodney Smith TE Tyrone Swoopes T Tyrus Thompson CB Mike Tyson WR Kasen Williams
9/4	Signed to practice squad	QB Trevone Boykin LB Austin Calitro RB Mike Davis WR Cyril Grayson, Jr. C Joey Hunt T Jarron Jones WR David Moore DT Garrison Smith TE Tyrone Swoopes CB Mike Tyson
9/8	Released from practice sq. Signed to practice squad	WR Cyril Grayson, Jr. WR Kenny Lawler
9/13	Released from practice sq.  Signed to practice squad	T Jarron Jones WR Kenny Lawler TE Gabe Holmes CB Akeem King
9/19	Released Signed from practice squad Released from practice sq. Signed to practice squad	DE David Bass DT Garrison Smith LB Austin Calitro LB Joseph Jones CB Tyvis Powell
9/27	Placed on injured reserve Claimed off waivers Released from practice sq.  Signed to practice squad	LB Dewey McDonald LB Justin March-Lillard TE Gabe Holmes CB Tyvis Powell WR K.J. Brent DE Branden Jackson
10/2	Placed on injured reserve Signed from L.A. Rams PS	RB Chris Carson DE Quinton Jefferson
10/7	Released Signed from practice squad	LB Justin March-Lillard DE Branden Jackson
10/16	Signed to practice squad	LB Josh Forrest

*(1,765th transaction since 2010)*

# Participation Chart



Game	1	2	3	4	5	6	7	8	9	10	11	12	13	14	15	16	2017			
Date	9/17	9/24	10/1	10/8	10/22	10/29	11/5	11/9	11/20	11/26	12/3	12/10	12/17	12/24	12/31		G	S	IN	DNP
Game	@GB	SF	@Ten	Ind	@LAR	@NYG	Hou	Was	@Ari	Atl	@SF	Phi	@Jac	LAR	@Dal	Ari				
Aboushi, O.	dnp	in	RG	RG	RG												3	3	1	1
Alexander, D.	lb	sub	in	sub	sub												4	0	1	0
Avril, C.	RDE	RDE	RDE	RDE	in												4	4	1	0
Baldwin, D.	WR	WR	WR	WR	WR												5	5	0	0
Bass, D.	de	de															2	0	0	0
Battle, I.	in	in	in	in	in												0	0	5	0
Bennett, M.	LDE	LDE	LDE	LDE	LDE												5	5	0	0
Britt, J.	C	C	C	C	C												5	5	0	0
Carson, C.	RB	rb	RB	RB	ir												4	3	0	0
Chancellor, K.	SS	SS	SS	SS	SS												5	5	0	0
Clark, F.	de	de	de	de	RDE												5	1	0	0
Coleman, J.	cb	sub	cb	cb	CB												5	1	0	0
Darboh, A.	wr	wr	wr	wr	wr												5	0	0	0
Davis, A.	dnp	dnp	dnp	dnp	dnp												0	0	0	5
Garvin, T.	OLB	in	sub	lb	sub												4	1	1	0
Glowinski, M.	RG	RG	in	in	in												2	2	3	0
Graham, J.	TE	te	TE	TE	TE												5	4	0	0
Griffin, S.	cb	cb	cb	cb	RCB												5	1	0	0
Hill, D.	in	sub	sub	s	sub												4	0	1	0
Ifedi, G.	RT	RT	RT	RT	RT												5	5	0	0
Jackson, B.				ps	de												1	0	0	0
Jefferson, Q.					in												0	0	1	0
Joeckel, J.	LG	LG	LG	LG	LG												5	5	0	0
Jones, N.	dt	dt	dt	dt	dt												5	0	0	0
Lacy, E.	rb	in	dnp	rb	RB												3	1	1	1
Lane, J.	RCB	RCB	RCB	RCB	in												4	4	1	0
Lockett, T.	wr	WR	WR	WR	WR												5	4	0	0
McDonald, D.	lb	sub	sub	ir	ir												3	0	0	0
McDougald, B.	s	s	s	s	s												5	0	0	0
McEvoy, T.	wr	wr	wr	wr	wr												5	0	0	0
McKissic, J.	in	in	in	rb	rb												2	0	3	0
Madden, T.	FB	FB	fb	fb	fb												5	2	0	0
March-Lillard, J.				sub													1	0	0	0
Odhiambo, R.	LT	LT	LT	LT	LT												5	5	0	0
Ott, T.	sub	sub	sub	sub	sub												5	0	0	0
Pocic, E.	sub	sub	sub	sub	sub												5	0	0	0
Prosise, C.	rb	rb	rb	in	in												3	0	2	0
Rawls, T.	in	RB	rb	in	rb												3	1	2	0
Reed, J.	LDT	LDT	LDT	LDT	LDT												5	5	0	0
Richardson, P.	WR	WR	WR	WR	WR												5	5	0	0
Richardson, S.	RDT	RDT	RDT	RDT	RDT												5	5	0	0
Roos, J.	in	in	in	in	in												0	0	5	0
Ryan, J.	p	p	p	p	p												5	0	0	0
Sherman, R.	LCB	LCB	LCB	LCB	LCB												5	5	0	0
Smith, G.	ps	ps	dt	dt	dt												3	0	0	0
Smith, M.	de	dnp	de	de	de												4	0	0	1
Thomas, E.	FS	FS	FS	FS	FS												5	5	0	0
Thompson, T.	in	in	in	in	dnp												0	0	4	1
Thorpe, N.	cb	sub	in	in	sub												3	0	2	0
Tobin, M.	t	dnp	t	t	t												4	0	0	1
Vannett, N.	te	te	te	te	te												5	0	0	0
Wagner, B.	MLB	MLB	MLB	MLB	MLB												5	5	0	0
Walsh, B.	k	k	k	k	k												5	0	0	0
Wilhoite, M.	in	OLB	OLB	OLB	lb												4	3	1	0
Willson, L.	te	te	te	te	te												5	0	0	0
Wilson, R.	QB	QB	QB	QB	QB												5	5	0	0
Wright, K.	OLB	OLB	OLB	OLB	OLB												5	5	0	0

CAPS - starter; lower case - substitute at position; sub - special teams only; dnp - did not play; in - inactive; ps - practice squad; ir - injured reserve; nfi - non-football injury; sus - suspended, pup - physically unable to perform, exp - exempt

# How Built



Year	By Draft	Trade/Waivers/Practice Squad	Free Agents	By Experience
2017	C/G Ethan Pocic (2b)	LB D.J. Alexander (T)	G/T Oday Aboushi (UFA)	P Jon Ryan 12
	CB Shaquill Griffin (3a)	T Isaiah Battle (T)	QB Austin Davis	DE Cliff Avril 10
	S Delano Hill (3b)	CB Justin Coleman (T)	LB Terence Garvin (UFA)	DE Michael Bennett 9
	DT Nazair Jones (3c)	DT Sheldon Richardson (T)	DE Branden Jackson	SS Kam Chancellor 8
	WR Amara Darboh (3d)	T Matt Tobin (T)	G/T Luke Joeckel (UFA)	TE Jimmy Graham 8
	S Tedric Thompson (4)		RB Eddie Lacy (UFA)	FS Earl Thomas 8
			S Bradley McDougald (UFA)	WR Doug Baldwin 7
			G Jordan Roos	CB Richard Sherman 7
			DE Marcus Smith	LB K.J. Wright 7
			K Blair Walsh	QB Austin Davis 6
		LB Michael Wilhoite (UFA)	CB Jeremy Lane 6	
			LB Bobby Wagner 6	
			K Blair Walsh 6	
			LB Michael Wilhoite 6	
			QB Russell Wilson 6	
2016	G/T Germain Ifedi (1)	RB J.D. McKissic (W)	S Tanner McEvoy	G/T Oday Aboushi 5
	DT Jarran Reed (2)	DT Garrison Smith (W)	RB Tre Madden	LB Terence Garvin 5
	RB C.J. Proise (3a)		LS Tyler Ott	G/T Luke Joeckel 5
	TE Nick Vannett (3b)		CB Neiko Thorpe	RB Eddie Lacy 5
	G Rees Odhiambo (3c)			FS Bradley McDougald 5
	DE Quinton Jefferson (5a)			DT Sheldon Richardson 5
2015	DE Frank Clark (2)	TE Jimmy Graham (T)	RB Thomas Rawls	CB Neiko Thorpe 5
	WR Tyler Lockett (3)			T Matt Tobin 5
	G Mark Glowinski (4b)			TE Luke Willson 5
				C Justin Britt 4
				WR Paul Richardson 4
				DT Garrison Smith 4
2014	WR Paul Richardson (2a)			DE Marcus Smith 4
	T Justin Britt (2b)			LB D.J. Alexander 3
2013	TE Luke Willson (5c)		DE Cliff Avril (UFA)	T Isaiah Battle 3
			DE Michael Bennett (UFA)	DE Frank Clark 3
				CB Justin Coleman 3
				G Mark Glowinski 3
				WR Tyler Lockett 3
				LS Tyler Ott 3
2012	LB Bobby Wagner (2)			RB Thomas Rawls 3
	QB Russell Wilson (3)			G/T Germain Ifedi 2
	CB Jeremy Lane (6a)			DE Branden Jackson 2
2011	LB K.J. Wright (4a)		WR Doug Baldwin	DE Quinton Jefferson 2
	CB Richard Sherman (5a)			WR Tanner McEvoy 2
				RB J.D. McKissic 2
2010	S Earl Thomas (1b)			FB Tre Madden 2
	S Kam Chancellor (5)			G/T Rees Odhiambo 2
2008			P Jon Ryan	RB C.J. Proise 2
				DT Jarran Reed 2
				TE Nick Vannett 2
				WR Amara Darboh R
				CB Shaquill Griffin R
				SS Delano Hill R
				DT Nazair Jones R
				C/G Ethan Pocic R
				G Jordan Roos R
				FS Tedric Thompson R

### 2017 Seattle Seahawks Alphabetical Roster (Updated 10/16/17)

No.	Name	Pos.	Ht.	Wt.	Birthdate	Age	Exp.	College	Hometown	Acquired
75	Aboushi, Oday	G/T	6-5	315	6/5/1991	26	5	Virginia	Brooklyn, N.Y.	UFA(Hou)-'17
58	Alexander, D.J.	LB	6-2	233	9/30/1991	26	3	Oregon State	Long Beach, Calif.	T(KC)-'17
56	Avril, Cliff	DE	6-3	260	4/8/1986	31	10	Purdue	Green Cove Springs, Fla.	UFA(Det)-'13
89	Baldwin, Doug	WR	5-10	192	9/21/1988	29	7	Stanford	Gulf Breeze, Fla.	FA-'11
79	Battle, Isaiah	T	6-7	290	2/10/1993	24	3	Clemson	Brooklyn, N.Y.	T(KC)-'17
72	Bennett, Michael	DE	6-4	274	11/13/1985	31	9	Texas A&M	Alief, Texas	UFA(TB)-'13
68	Britt, Justin	C	6-6	315	5/29/1991	26	4	Missouri	Lebanon, Mo.	D2(b)-'14
31	Chancellor, Kam	SS	6-3	225	4/3/1988	29	8	Virginia Tech	Norfolk, Va.	D5-'10
55	Clark, Frank	DE	6-3	260	6/14/1993	24	3	Michigan	Cleveland, Ohio	D2-'15
28	Coleman, Justin	CB	5-11	190	3/27/1993	24	3	Tennessee	Brunswick, Ga.	T(NE)-'17
84	Darboh, Amara	WR	6-2	219	2/1/1994	23	R	Michigan	West Des Moines, Iowa	D3(d)-'17
6	Davis, Austin	QB	6-2	221	6/2/1989	28	6	Southern Mississippi	Collinsville, Miss.	FA-'17
52	Garvin, Terence	LB	6-3	235	1/1/1991	26	5	West Virginia	Upper Marlboro, Md.	UFA(Was)-'17
63	Glowinski, Mark	G	6-4	310	5/3/1992	25	3	West Virginia	Wilkes-Barre, Pa.	D4(b)-'15
88	Graham, Jimmy	TE	6-7	265	11/24/1986	30	8	Miami	Goldsboro, N.C.	T(NO)-'15
26	Griffin, Shaquill	CB	6-0	198	7/20/1995	22	R	Central Florida	St. Petersburg, Fla.	D3(a)-'17
42	Hill, Delano	SS	6-1	216	11/26/1995	21	R	Michigan	Detroit, Mich.	D3(b)-'17
76	Ifedi, Germain	G/T	6-5	325	6/2/1994	23	2	Texas A&M	Houston, Texas	D1-'16
93	Jackson, Branden	DE	6-4	273	11/11/1992	24	2	Texas Tech	McKeesport, Pa.	FA-'17
99	Jefferson, Quinton	DE	6-4	291	3/31/1993	24	2	Maryland	Pittsburgh, Pa.	D5(a)-'16
78	Joeckel, Luke	G/T	6-6	307	11/6/1991	25	5	Texas A&M	Arlington, Texas	UFA(Jac)-'17
92	Jones, Nazair	DT	6-5	304	12/13/1994	22	R	North Carolina	Roanoke Rapids, N.C.	D3(c)-'17
27	Lacy, Eddie	RB	5-11	250	6/2/1990	27	5	Alabama	Geismar, La.	UFA(GB)-'17
20	Lane, Jeremy	CB	6-0	190	7/14/1990	27	6	Northwestern St. (La.)	Tyler, Texas	D6(a)-'12
16	Lockett, Tyler	WR	5-10	182	9/28/1992	25	3	Kansas State	Tulsa, Okla.	D3-'15
30	McDougald, Bradley	FS	6-1	215	11/15/1990	26	5	Kansas	Columbus, Ohio	UFA(TB)-'17
19	McEvoy, Tanner	WR	6-6	230	1/26/1993	24	2	Wisconsin	Hillsdale, N.J.	FA-'16
21	McKissic, J.D.	RB	5-10	195	8/15/1993	24	2	Arkansas State	Phenix City, Ala.	W(Atl)-'16
38	Madden, Tre	FB	6-0	235	8/16/1993	24	2	USC	Alisa Viejo, Calif.	FA-'16
70	Odhambo, Rees	G/T	6-4	315	9/23/1992	25	2	Boise State	Mansfield, Ohio	D3(c)-'16
69	Ott, Tyler	LS	6-3	253	2/28/1992	25	3	Harvard	Tulsa, Okla.	FA-'16
77	Pocic, Ethan	C/G	6-6	309	8/5/1995	22	R	Louisiana State	Lemont, Ill.	D2(b)-'17
22	Proise, C.J.	RB	6-1	225	5/20/1994	23	2	Notre Dame	Petersburg, Va.	D3(a)-'16
34	Rawls, Thomas	RB	5-9	215	8/3/1993	24	3	Central Michigan	Flint, Mich.	FA-'15
90	Reed, Jarran	DT	6-3	306	12/16/1992	24	2	Alabama	Goldsboro, N.C.	D2-'16
10	Richardson, Paul	WR	6-0	183	4/13/1992	25	4	Colorado	Los Angeles, Calif.	D2(a)-'14
91	Richardson, Sheldon	DT	6-3	295	11/29/1990	26	5	Missouri	St. Louis, Mo.	T(NYJ)-'17
64	Roos, Jordan	G	6-3	302	7/6/1993	24	R	Purdue	Celina, Texas	FA-'17
9	Ryan, Jon	P	6-0	217	11/26/1981	35	12	Regina	Regina, Saskatchewan	FA-'08
25	Sherman, Richard	CB	6-3	195	3/30/1988	29	7	Stanford	Compton, Calif.	D5(a)-'11
98	Smith, Garrison	DT	6-1	295	10/9/1991	26	4	Georgia	Atlanta, Ga.	W(SF)-'16
97	Smith, Marcus	DE	6-3	258	3/31/1992	25	4	Louisville	Columbus, Ga.	FA-'17
29	Thomas, Earl	FS	5-10	202	5/7/1989	28	8	Texas	Orange, Texas	D1(b)-'10
33	Thompson, Tedric	FS	6-0	204	1/20/1995	22	R	Colorado	Valencia, Calif.	D4-'17
23	Thorpe, Neiko	CB	6-2	210	2/11/1990	27	5	Auburn	Tucker, Ga.	FA-'16
73	Tobin, Matt	T	6-6	303	6/5/1990	27	5	Iowa	Dyersville, Iowa	T(Phi)-'17
81	Vannett, Nick	TE	6-6	261	3/6/1993	24	2	Ohio State	Westerville, Ohio	D3(b)-'16
54	Wagner, Bobby	LB	6-0	245	6/27/1990	27	6	Utah State	Ontario, Calif.	D2-'12
7	Walsh, Blair	K	5-10	175	1/8/1990	27	6	Georgia	Fort Lauderdale, Fla.	FA-'17
57	Wilhoite, Michael	LB	6-0	245	12/7/1986	30	6	Washburn	Topeka, Kan.	UFA(SF)-'17
82	Willson, Luke	TE	6-5	254	1/15/1990	27	5	Rice	LaSalle, Ontario	D5(c)-'13
3	Wilson, Russell	QB	5-11	215	11/29/1988	28	6	Wisconsin	Richmond, Va.	D3-'12
50	Wright, K.J.	LB	6-4	246	7/23/1989	28	7	Mississippi State	Olive Branch, Miss.	D4(a)-'11

**Head Coach:** Pete Carroll, Darrell Bevell (Offensive Coordinator), Kris Richard, (Defensive Coordinator), Michael Barrow (Asst. Head Coach/Defense/Linebackers), Dwaine Board (Asst. Defensive Line), Tom Cable (Asst. Head Coach/Offensive Line), Dave Canales (Wide Receivers), Chris Carlisle (Head Strength & Conditioning), Brennan Carroll (Asst. Offensive Line), Nate Carroll (Asst. Wide Receivers), Andre Curtis (Defensive Backs), Tom Donatell (Quality Control/Defense), Heath Farwell (Asst. Special Teams), Mondray Gee (Asst. Strength & Conditioning), John Glenn (Asst. Linebackers), Will Harriger (Asst. Quarterbacks), Clint Hurtt (Defensive Line), Lemuel Jeanpierre (Offensive Asst.), Travis Jones (Senior Defensive Asst.), Pat McPherson (Tight Ends), Ricky Manning, Jr. (Asst. Defensive Backs), Chad Morton (Running Backs), Pat Ruel (Asst. Offensive Line), Brian Schneider (Special Teams Coordinator), Carl Smith (Quarterbacks), Nick Sorensen (Secondary), Jamie Yanchar (Assistant Strength & Conditioning).



**2017 Seattle Seahawks Numerical Roster (updated 10/16/17)**

No.	Name	Pos.	Ht.	Wt.	Birthdate	Age	Exp.	College	Hometown	Acquired
3	Russell Wilson	QB	5-11	215	11/29/1988	28	6	Wisconsin	Richmond, Va.	D3-'12
6	Austin Davis	QB	6-2	221	6/2/1989	28	6	Southern Mississippi	Collinsville, Miss.	FA-'17
7	Blair Walsh	K	5-10	175	1/8/1990	27	6	Georgia	Fort Lauderdale, Fla.	FA-'17
9	Jon Ryan	P	6-0	217	11/26/1981	35	12	Regina	Regina, Saskatchewan	FA-'08
10	Paul Richardson	WR	6-0	183	4/13/1992	25	4	Colorado	Los Angeles, Calif.	D2(a)-'14
16	Tyler Lockett	WR	5-10	182	9/28/1992	25	3	Kansas State	Tulsa, Okla.	D3-'15
19	Tanner McEvoy	WR	6-6	230	1/26/1993	24	2	Wisconsin	Hillsdale, N.J.	FA-'16
20	Jeremy Lane	CB	6-0	190	7/14/1990	27	6	Northwestern St. (La.)	Tyler, Texas	D6(a)-'12
21	J.D. McKissic	RB	5-10	195	8/15/1993	24	2	Arkansas State	Phenix City, Ala.	W(Atl)-'16
22	C.J. Prosise	RB	6-1	225	5/20/1994	23	2	Notre Dame	Petersburg, Va.	D3(a)-'16
23	Neiko Thorpe	CB	6-2	210	2/11/1990	27	5	Auburn	Tucker, Ga.	FA-'16
25	Richard Sherman	CB	6-3	195	3/30/1988	29	7	Stanford	Compton, Calif.	D5(a)-'11
26	Shaquill Griffin	CB	6-0	198	7/20/1995	22	R	Central Florida	St. Petersburg, Fla.	D3(a)-'17
27	Eddie Lacy	RB	5-11	250	6/2/1990	27	5	Alabama	Geismar, La.	UFA(GB)-'17
28	Justin Coleman	CB	5-11	190	3/27/1993	24	3	Tennessee	Brunswick, Ga.	T(NE)-'17
29	Earl Thomas	FS	5-10	202	5/7/1989	28	8	Texas	Orange, Texas	D1(b)-'10
30	Bradley McDougald	FS	6-1	215	11/15/1990	26	5	Kansas	Columbus, Ohio	UFA(TB)-'17
31	Kam Chancellor	SS	6-3	225	4/3/1988	29	8	Virginia Tech	Norfolk, Va.	D5-'10
33	Tedric Thompson	FS	6-0	204	1/20/1995	22	R	Colorado	Valencia, Calif.	D4-'17
34	Thomas Rawls	RB	5-9	215	8/3/1993	24	3	Central Michigan	Flint, Mich.	FA-'15
38	Tre Madden	FB	6-0	235	8/16/1993	24	2	USC	Alisa Viejo, Calif.	FA-'16
42	Delano Hill	SS	6-1	216	11/26/1995	21	R	Michigan	Detroit, Mich.	D3(b)-'17
50	K.J. Wright	LB	6-4	246	7/23/1989	28	7	Mississippi State	Olive Branch, Miss.	D4(a)-'11
52	Terence Garvin	LB	6-3	235	1/1/1991	26	5	West Virginia	Upper Marlboro, Md.	UFA(Was)-'17
54	Bobby Wagner	LB	6-0	245	6/27/1990	27	6	Utah State	Ontario, Calif.	D2-'12
55	Frank Clark	DE	6-3	260	6/14/1993	24	3	Michigan	Cleveland, Ohio	D2-'15
56	Cliff Avril	DE	6-3	260	4/8/1986	31	10	Purdue	Green Cove Springs, Fla.	UFA(Det)-'13
57	Michael Wilhoite	LB	6-0	245	12/7/1986	30	6	Washburn	Topeka, Kan.	UFA(SF)-'17
58	D.J. Alexander	LB	6-2	233	9/30/1991	26	3	Oregon State	Long Beach, Calif.	T(KC)-'17
63	Mark Glowinski	G	6-4	310	5/3/1992	25	3	West Virginia	Wilkes-Barre, Pa.	D4(b)-'15
64	Jordan Roos	G	6-3	302	7/6/1993	24	R	Purdue	Celina, Texas	FA-'17
68	Justin Britt	C	6-6	315	5/29/1991	26	4	Missouri	Lebanon, Mo.	D2(b)-'14
69	Tyler Ott	LS	6-3	253	2/28/1992	25	3	Harvard	Tulsa, Okla.	FA-'16
70	Rees Odhambo	G/T	6-4	315	9/23/1992	25	2	Boise State	Mansfield, Ohio	D3(c)-'16
72	Michael Bennett	DE	6-4	274	11/13/1985	31	9	Texas A&M	Alief, Texas	UFA(TB)-'13
73	Matt Tobin	T	6-6	303	6/5/1990	27	5	Iowa	Dyersville, Iowa	T(Phi)-'17
75	Oday Aboushi	G/T	6-5	315	6/5/1991	26	5	Virginia	Brooklyn, N.Y.	UFA(Hou)-'17
76	Germain Ifedi	G/T	6-5	325	6/2/1994	23	2	Texas A&M	Houston, Texas	D1-'16
77	Ethan Pocic	C/G	6-6	309	8/5/1995	22	R	Louisiana State	Lemont, Ill.	D2(b)-'17
78	Luke Joeckel	G/T	6-6	307	11/6/1991	25	5	Texas A&M	Arlington, Texas	UFA(Jac)-'17
79	Isaiah Battle	T	6-7	290	2/10/1993	24	3	Clemson	Brooklyn, N.Y.	T(KC)-'17
81	Nick Vannett	TE	6-6	261	3/6/1993	24	2	Ohio State	Westerville, Ohio	D3(b)-'16
82	Luke Willson	TE	6-5	254	1/15/1990	27	5	Rice	LaSalle, Ontario	D5(c)-'13
84	Amara Darboh	WR	6-2	219	2/1/1994	23	R	Michigan	West Des Moines, Iowa	D3(d)-'17
88	Jimmy Graham	TE	6-7	265	11/24/1986	30	8	Miami	Goldsboro, N.C.	T(NO)-'15
89	Doug Baldwin	WR	5-10	192	9/21/1988	29	7	Stanford	Gulf Breeze, Fla.	FA-'11
90	Jarran Reed	DT	6-3	306	12/16/1992	24	2	Alabama	Goldsboro, N.C.	D2-'16
91	Sheldon Richardson	DT	6-3	295	11/29/1990	26	5	Missouri	St. Louis, Mo.	T(NYJ)-'17
92	Nazair Jones	DT	6-5	304	12/13/1994	22	R	North Carolina	Roanoke Rapids, N.C.	D3(c)-'17
93	Branden Jackson	DE	6-4	273	11/11/1992	24	2	Texas Tech	McKeesport, Pa.	FA-'17
97	Marcus Smith	DE	6-3	258	3/31/1992	25	4	Louisville	Columbus, Ga.	FA-'17
98	Garrison Smith	DT	6-1	295	10/9/1991	26	4	Georgia	Atlanta, Ga.	W(SF)-'16
99	Quinton Jefferson	DE	6-4	291	3/31/1993	24	2	Maryland	Pittsburgh, Pa.	D5(a)-'16
<b>Practice Squad</b>										
2	Trevone Boykin	QB	6-0	213	8/22/1993	24	2	TCU	Dallas, Texas	FA-'16
36	Akeem King	CB	6-1	215	8/29/1992	25	3	San Jose State	Visalia, Calif	FA-'17
39	Mike Davis	RB	5-9	217	2/19/1993	24	3	South Carolina	Atlanta, Ga.	W(SF)-'17
40	Mike Tyson	CB	6-1	207	7/27/1993	24	R	Cincinnati	Norfolk, Va.	D6(a)-'17
43	Tyvis Powell	CB	6-3	211	2/16/1994	23	2	Ohio State	Bedford, Ohio	FA-'16
46	Tyrone Swoopes	TE	6-4	254	11/14/1994	22	R	Texas	Whitewright, Texas	FA-'17
51	Joseph Jones	LB	6-0	231	2/21/1994	23	R	Northwestern	Plano, Ill.	FA-'17
53	Joey Hunt	C	6-2	299	2/22/1994	23	2	TCU	El Campo, Texas	D6-'16
59	Josh Forrest	LB	6-3	249	2/24/1992	25	2	Kentucky	Paducah, Ky.	FA-'17
83	David Moore	WR	6-0	219	1/15/1995	22	R	East Central (Okla.)	Gainesville, Texas	D7(a)-'17
<b>Physically Unable to Perform</b>										
35	DeShawn Shead	CB	6-2	212	6/28/1989	28	6	Portland State	Palmdale, Calif.	FA-'12
<b>Non-Football Injury</b>										
94	Malik McDowell	DT	6-6	299	6/20/1996	21	R	Michigan State	Detroit, Mich.	D2(a)-'17
95	Dion Jordan	DE	6-6	275	3/5/1990	27	4	Oregon	Chandler, Ariz.	FA-'17
<b>Injured Reserve</b>										
21	DeAndre Elliott	CB	6-1	189	11/21/1992	24	2	Colorado State	Dallas, Texas	FA-'16
32	Chris Carson	RB	5-11	218	9/16/1994	23	R	Oklahoma State	Lilburn, Ga.	D7(b)-'17
37	Jordan Simone	SS	5-11	191	7/21/1992	24	1	Arizona State	Sammamish, Wash.	FA-'17
41	Dewey McDonald	LB	6-0	229	6/10/1990	27	4	California Univ. (Pa.)	Ranson, W. Va.	T(Oak)-'16
48	Christian French	DE	6-5	249	8/18/1992	25	1	Oregon	Cedar Rapids, Iowa	FA-'17
65	Justin Senior	T	6-4	329	7/8/1994	23	R	Mississippi State	Montreal, Quebec	D6(b)-'17
67	Tyrus Thompson	T	6-5	324	11/17/1991	25	3	Oklahoma	Pasadena, Texas	FA-'17
74	George Fant	T	6-5	322	7/19/1992	25	2	Western Kentucky	Bowling Green, Ky.	FA-'16

# Unofficial Depth Chart & Pronunciation Guide



## Offense

WR	89	Doug Baldwin	16	Tyler Lockett	
LT	70	Rees Odhiambo	73	Matt Tobin	
LG	78	Luke Joeckel	64	<u>Jordan Roos</u>	77 <u>Ethan Pocic</u>
C	68	Justin Britt	77	<u>Ethan Pocic</u>	
RG	75	Oday Aboushi	63	Mark Glowinski	77 <u>Ethan Pocic</u>
RT	76	Germain Ifedi	79	Isaiah Battle	
TE	88	Jimmy Graham	82	Luke Willson	81 Nick Vannett
WR	10	Paul Richardson	19	Tanner McEvoy	84 <u>Amara Darboh</u>
QB	3	Russell Wilson	6	Austin Davis	
FB	38	Tre Madden			
RB	34	Thomas Rawls	OR	27 Eddie Lacy	22 C.J. Proise 21 J.D. McKissic

## Defense

LDE	72	Michael Bennett	97	Marcus Smith	99 Quinton Jefferson
LDT	90	Jarran Reed	98	Garrison Smith	
RDT	91	Sheldon Richardson	92	<u>Nazair Jones</u>	
RDE	56	Cliff Avril	55	Frank Clark	93 Branden Jackson
OLB	57	Michael Wilhoite	52	Terence Garvin	58 D.J. Alexander
MLB	54	Bobby Wagner	57	Michael Wilhoite	
OLB	50	K.J. Wright	52	Terence Garvin	
LCB	25	Richard Sherman	23	Neiko Thorpe	28 Justin Coleman
RCB	20	Jeremy Lane	26	<u>Shaquill Griffin</u>	
SS	31	Kam Chancellor	42	<u>Delano Hill</u>	33 <u>Tedric Thompson</u>
FS	29	Earl Thomas	30	Bradley McDougald	

## Specialists

K	7	Blair Walsh			
P	9	Jon Ryan			
H	9	Jon Ryan	3	Russell Wilson	
PR	16	Tyler Lockett	21	J.D. McKissic	
KR	16	Tyler Lockett	10	Paul Richardson	21 J.D. McKissic
LS	69	Tyler Ott			

( ) injured; Underline Rookie or 1st Year

## Pronunciation Guide

Oday Aboushi...  
OH-day ah-BOO-shee

Amara Darboh...  
uh-MAR-uh DAR-bo

Delano Hill...  
duh-LAY-no

Germain Ifedi...  
jermaine ih-FEH-dee

Luke Joeckel...  
JOKE-ull

Nazair Jones...  
nah-ZAIR

Bradley McDougald...  
mick-DOO-gull

Rees Odhiambo...  
reese oh-dee-AHM-bo

Ethan Pocic...  
PO-sick

Jarran Reed...  
JAIR-in

Tedric Thompson...  
TEH-drick

Nick Vannett...  
van-NET

# 1



## GREEN BAY 17, SEATTLE SEAHAWKS 9

### SUNDAY, SEPTEMBER 10, 2017

#### LAMBEAU FIELD



The Seattle Seahawks could not sustain drives, converting just three of 12 on third downs, possessing the ball for just 20:47 to the Green Bay Packers' 39:13 as the Seahawks lost to the Packers in Green Bay by a score of 17-9. The Seahawks led the first scoring drive of the game at the end of the first half, as Russell Wilson drove the team into field goal range and Blair Walsh connected on a 33-yard field goal to take the 3-0 halftime lead. On Seattle's first drive of the second half, Wilson was sacked by Mike Daniels and fumbled, which the Packers recovered on the Seahawks' 6-yard line. Ty Montgomery ran into the end zone for a 6-yard score on the following play, giving Green Bay the 7-3 lead. Seattle responded with a 71-yard drive and Walsh kicked a 21-yard field goal to bring the score to 7-6. Aaron Rodgers caught the Seahawks in a substitution and hit Jordy Nelson on a 32-yard touchdown pass to push the lead to 14-6. Seattle was forced to punt and the Packers added a Mason Crosby 40-yard field goal on the ensuing possession to go up 17-6. The Seahawks added a third Walsh field goal, this time from 41 yards, to bring the score to 17-9, but the Packers were able to run the clock out on their final possession, sealing the Green Bay victory.

<b>Seattle</b>	0	3	3	3	<b>9</b>
<b>Green Bay</b>	0	0	14	3	<b>17</b>

				<b>Seattle</b>	<b>Green Bay</b>
SEA	2	0:00	Walsh 33 FG (8-74, 0:55)	3	0
GB	3	10:33	Montgomery 6 run (Crosby kick) (1-6, 0:06)	3	7
SEA	3	4:20	Walsh 21 FG (11-71, 6:13)	6	7
GB	3	0:17	Nelson 32 pass Rodgers (Crosby kick) (9-75, 4:03)	6	14
GB	4	8:01	Crosby 40 FG (12-53, 5:37)	6	17
SEA	4	6:17	Walsh 41 FG (7-52, 1:44)	9	17
Att. 78,381					

#### STATISTICS

##### RUSHING

<b>Seattle</b>	<b>Att</b>	<b>Yds</b>	<b>Avg</b>	<b>LG</b>	<b>TD</b>	<b>Green Bay</b>	<b>Att</b>	<b>Yds</b>	<b>Avg</b>	<b>LG</b>	<b>TD</b>
R. Wilson	2	40	20.0	29	0	T. Montgomery	19	54	2.8	8	1
C. Carson	6	39	6.5	30	0	A. Rodgers	7	21	3.0	13	0
C. Prosisie	4	11	2.8	8	0	J. Williams	2	9	4.5	6	0
E. Lacy	5	3	0.6	6	0						
D. Baldwin	1	-3	-3.0	-3	0						
<b>TOTAL</b>	<b>18</b>	<b>90</b>	<b>5.0</b>	<b>30</b>	<b>0</b>	<b>TOTAL</b>	<b>28</b>	<b>84</b>	<b>3.0</b>	<b>13</b>	<b>1</b>

##### PASSING

<b>Seattle</b>	<b>A</b>	<b>C</b>	<b>Yds</b>	<b>SK/YD</b>	<b>TD</b>	<b>LG</b>	<b>INT</b>	<b>RT</b>	<b>Green Bay</b>	<b>A</b>	<b>C</b>	<b>Yds</b>	<b>SK/YD</b>	<b>TD</b>	<b>LG</b>	<b>INT</b>	<b>RT</b>
R. Wilson	27	14	158	3/23	0	34	0	69.7	A. Rodgers	42	28	311	4/25	1	32t	1	86.5
<b>TOTAL</b>	<b>27</b>	<b>14</b>	<b>158</b>	<b>3/23</b>	<b>0</b>	<b>34</b>	<b>0</b>	<b>69.7</b>	<b>TOTAL</b>	<b>42</b>	<b>28</b>	<b>311</b>	<b>4/25</b>	<b>1</b>	<b>32t</b>	<b>1</b>	<b>86.5</b>

##### RECEIVING

<b>Seattle</b>	<b>No</b>	<b>Yds</b>	<b>Avg</b>	<b>LG</b>	<b>TD</b>	<b>Green Bay</b>	<b>No</b>	<b>Yds</b>	<b>Avg</b>	<b>LG</b>	<b>TD</b>
D. Baldwin	4	63	15.8	34	0	R. Cobb	9	85	9.4	29	0
P. Richardson	4	59	14.8	28	0	J. Nelson	7	79	11.3	32t	1
J. Graham	3	8	2.7	6	0	T. Montgomery	4	39	9.8	20	0
C. Carson	1	10	10.0	10	0	D. Adams	3	47	15.7	21	0
N. Vannett	1	10	10.0	10	0	M. Bennett	3	43	14.3	26	0
T. Lockett	1	8	8.0	8	0	L. Kendricks	2	18	9.0	9	0
<b>TOTAL</b>	<b>14</b>	<b>158</b>	<b>11.3</b>	<b>34</b>	<b>0</b>	<b>TOTAL</b>	<b>28</b>	<b>311</b>	<b>11.1</b>	<b>32t</b>	<b>1</b>

#### TEAM STATISTICS

	<b>Seattle</b>	<b>Green Bay</b>
Total First Downs	12	26
Third Down Eff.	3-12-25%	9-16-56%
Total Net Yards	225	370
Total Off. Plays	48	74
Avg. per Play	4.7	5.0
Net Yards Rushing	90	84
Total Rushing Plays	18	28
Net Yards Passing	135	286
Times Sacked/Yards Lost	3/23	4/25
Pass Atts-Comps-Ints	27-14-0	42-28-1
Punts-No. and Avg.	6-45.8	5-43.8
Penalties-No. and Yards	8-50	8-70
Fumbles-No. and Lost	1-1	1-0
Touchdowns	0	2
Field Goals Made-Att	3-3	1-1
Time of Possession	20:47	39:13

#### DEFENSE

	<b>T</b>	<b>S</b>	<b>A</b>	<b>QB</b>	<b>Yds.</b>	<b>Int.</b>	<b>Yds.</b>	<b>PD</b>	<b>FF</b>	<b>FR</b>
E. Thomas	11	7	4	0.0	0.0	0	0	1	0	0
S. Griffin	10	10	0	0.0	0.0	0	0	1	0	0
K. Wright	9	7	2	0.0	0.0	0	0	0	0	0
B. Wagner	9	6	3	0.0	0.0	0	0	1	0	0
S. Richardson	4	4	0	0.0	0.0	0	0	0	0	0
<b>Additional Stats: Sacks:</b> M. Bennett 1.5, C. Avril, 1.0, T. Garvin 1.0, F. Clark 0.5. <b>Int:</b> N. Jones 1.										
<b>Green Bay</b>	<b>T</b>	<b>S</b>	<b>A</b>	<b>QB</b>	<b>Yds.</b>	<b>Int.</b>	<b>Yds.</b>	<b>PD</b>	<b>FF</b>	<b>FR</b>
Q. Rollins	8	4	4	0.0	0.0	0	0	1	0	0
M. Daniels	7	5	2	1.5	12.0	0	0	0	1	0
D. Randall	6	6	0	0.0	0.0	0	0	1	0	0
H. Clinton-Dix	4	4	0	0.0	0.0	0	0	1	0	0
M. Burnett	4	3	1	0.0	0.0	0	0	1	0	0
<b>Additional Stats: Sacks:</b> N. Perry 1.5, <b>FR:</b> K. Fackrell 1.										

# 2



## SEATTLE SEAHAWKS 12, SAN FRANCISCO 49ERS 9 SUNDAY, SEPTEMBER 17, 2017 CENTURYLINK FIELD



The Seattle Seahawks needed a fourth quarter touchdown pass by Russell Wilson to Paul Richardson to give the Seahawks a 12-9 victory over the visiting San Francisco 49ers, advancing Seattle's record to 1-1. Seattle took a 6-0 lead after two first-quarter field goals by Blair Walsh, one of which was set up by a Bobby Wagner interception. The 49ers responded in the second quarter with two Robbie Gould field goals, tying the game at 6-6 at halftime. Carlos Hyde reeled off two long runs of 61 and 27 yards to help set up both field goals. San Francisco scored again in the fourth quarter on Gould's third field goal of the day, taking a 9-6 lead with 11:36 remaining. Seattle responded with a 10-play, 82-yard drive with Wilson evading the rush and hitting Richardson for a 9-yard TD, and a missed extra point gave Seattle the 12-9 lead with just over 7 minutes left in the game. Seattle's defense forced a three-and-out and Seattle's offense was able to run the clock out with Chris Carson, who rushed 20 times for 93 yards on the day.

<b>San Francisco</b>	0	6	0	3	<b>9</b>
<b>Seattle</b>	6	0	0	6	<b>12</b>

		San Francisco		Seattle	
SEA	1	8:38	Walsh 25 FG (16-68, 6:22)	0	3
SEA	1	0:49	Walsh 27 FG (10-27, 4:42)	0	6
SF	2	1:55	Gould 40 FG (6-67, 2:37)	3	6
SF	2	0:17	Gould 37 FG (7-49, 0:39)	6	6
SF	4	11:36	Gould 34 FG (10-54, 3:58)	9	6
SEA	4	7:06	Richardson 9 pass Wilson (kick failed, hru) (10-82, 4:30)	9	12
Att.		68,729			

### STATISTICS

#### RUSHING

San Francisco	Att	Yds	Avg	LG	TD	Seattle	Att	Yds	Avg	LG	TD
C. Hyde	15	124	8.3	61	0	C. Carson	20	93	4.7	16	0
M. Breida	4	35	8.8	13	0	R. Wilson	12	34	2.8	11	0
						T. Rawls	5	4	0.8	7	0
<b>TOTAL</b>	<b>19</b>	<b>159</b>	<b>8.4</b>	<b>61</b>	<b>0</b>	<b>TOTAL</b>	<b>37</b>	<b>131</b>	<b>3.5</b>	<b>16</b>	<b>0</b>

#### PASSING

San Francisco	A	C	Yds	SK/YD	TD	LG	INT	RT	Seattle	A	C	Yds	SK/YD	TD	LG	INT	RT
B. Hoyer	27	15	99	2/10	0	14	1	48.2	R. Wilson	39	23	198	3/17	1	22	0	80.9
<b>TOTAL</b>	<b>27</b>	<b>15</b>	<b>99</b>	<b>2/10</b>	<b>0</b>	<b>14</b>	<b>1</b>	<b>48.2</b>	<b>TOTAL</b>	<b>39</b>	<b>23</b>	<b>198</b>	<b>3/17</b>	<b>1</b>	<b>22</b>	<b>0</b>	<b>80.9</b>

#### RECEIVING

San Francisco	No	Yds	Avg	LG	TD	Seattle	No	Yds	Avg	LG	TD
M. Goodwin	3	26	8.7	12	0	T. Lockett	6	64	10.7	22	0
P. Garcon	3	26	8.7	11	0	D. Baldwin	6	44	7.3	18	0
C. Hyde	3	19	6.3	8	0	L. Willson	3	25	8.3	19	0
G. Kittle	2	13	6.5	14	0	C. Prorise	3	22	7.3	9	0
T. Taylor	2	6	3.0	5	0	P. Richardson	2	19	9.5	10	1
G. Celek	1	6	6.0	6	0	A. Darboh	1	16	16.0	16	0
M. Breida	1	3	3.0	3	0	C. Carson	1	7	7.0	7	0
						J. Graham	1	1	1.0	1	0
<b>TOTAL</b>	<b>15</b>	<b>99</b>	<b>6.6</b>	<b>14</b>	<b>0</b>	<b>TOTAL</b>	<b>23</b>	<b>198</b>	<b>8.6</b>	<b>22</b>	<b>1</b>

### TEAM STATISTICS

	San Francisco	Seattle
Total First Downs	11	21
Third Down Eff.	2-12-17%	8-19-42%
Total Net Yards	248	312
Total Off. Plays	48	79
Avg. per Play	5.2	3.9
Net Yards Rushing	159	131
Total Rushing Plays	19	37
Net Yards Passing	89	181
Times Sacked/Yards Lost	2/10	3/17
Pass Atts-Comps-Ints	27-15-1	39-23-0
Punts-No. and Avg.	7-43.9	7-44.1
Penalties-No. and Yards	6-66	9-71
Fumbles-No. and Lost	0-0	2-0
Touchdowns	0	1
Field Goals Made-Att	3-3	2-2
Time of Possession	23:02	36:58

### DEFENSE

San Francisco	T	S	A	QB	Yds.	Int.	Yds.	PD	FF	FR
N. Bowman	10	7	3	0.0	0.0	0	0	0	0	0
R. Armstrong	8	4	4	0.0	0.0	0	0	0	0	0
E. Reid	7	5	2	0.0	0.0	0	0	0	0	0
K. Williams	6	4	2	0.0	0.0	0	0	2	0	0
R. Robinson	5	5	0	0.0	0.0	0	0	0	0	0
J. Ward	5	3	2	0.0	0.0	0	0	1	0	0
J. Tartt	5	2	3	0.0	0.0	0	0	1	0	0
<b>Additional Stats: Sacks:</b> A. Armstead 1.0, T. Carradine 1.0, A. Lynch 1.0.										

Seattle	T	S	A	QB	Yds.	Int.	Yds.	PD	FF	FR
K. Wright	8	5	3	0.0	0.0	0	0	1	0	0
B. Wagner	7	4	3	0.0	0.0	1	7	1	0	0
J. Lane	5	5	0	0.0	0.0	0	0	0	0	0
R. Sherman	5	4	1	0.0	0.0	0	0	0	0	1
J. Reed	4	1	3	0.0	0.0	0	0	0	0	0
K. Chancellor	4	0	4	0.0	0.0	0	0	0	0	0

**Additional Stats: Sacks:** M. Bennett 1.0, F. Clark 1.0.

# 3



## TENNESSEE TITANS 33, SEATTLE SEAHAWKS 27

### SUNDAY, SEPTEMBER 24, 2017

#### NISSAN STADIUM



The Seattle Seahawks got off to a slow start in Nashville, down 16 points heading into the fourth quarter and 433 yards on offense and 373 passing yards from Russell Wilson proved to be not enough, as the Seahawks lost to the Tennessee Titans, 33-27. The Seahawks punted on their first six possessions, while the Titans were able to take a 6-0 lead with two Ryan Succop field goals. On the Seahawks' final possession of the first half, they drove 86 yards and Wilson hit Doug Baldwin on a 4-yard TD to take a 7-6 lead. The Titans responded with a Succop field goal as time expired for a 9-7 halftime lead. Wilson hit Chris Carson on a 10-yard TD to re-take the lead, but the Titans reeled off touchdown drives on all three third quarter possessions as Marcus Mariota hit Rishard Matthews on a 55-yard TD, then Jonnu Smith on a 24-yard TD, and then DeMarco Murray ran 75 yards to give the Titans a 30-14 lead. Wilson connected with Luke Willson to cut the lead to 30-20, before the Titans added a fourth Succop field goal for a 33-20 lead with 10 minutes remaining. Wilson threw his fourth TD of the day to Paul Richardson with 1:50 remaining, but a failed onside kick returned the ball to Tennessee, which ran the clock out and sealed the 33-27 loss for the Seahawks.

		Seattle	0	7	7	13	27		
		Tennessee	0	9	21	3	33	Seattle	Tennessee
TEN	2	13:23	Succop 24 FG (11-61, 5:20)					0	3
TEN	2	5:51	Succop 37 FG (12-49, 6:30)					0	6
SEA	2	1:15	Baldwin 4 pass Wilson (Walsh kick) (5-86, 0:49)					7	6
TEN	2	0:00	Succop 47 FG (8-47, 1:15)					7	9
SEA	3	10:09	Carson 10 pass Wilson (Walsh kick) (9-75, 4:51)					14	9
TEN	3	7:34	Matthews 55 pass Mariota (Succop kick) (4-75, 2:35)					14	16
TEN	3	3:50	Smith 24 pass Mariota (Succop kick) (5-54, 2:40)					14	23
TEN	3	1:34	Murray 75 run (Succop kick) (1-75, 0:15)					14	30
SEA	4	13:59	Willson 27 pass Wilson (pass failed) (8-75, 2:35)					20	30
TEN	4	10:00	Succop 35 FG (8-58, 3:59)					20	33
SEA	4	1:50	Richardson 8 pass Wilson (Walsh kick) (12-72, 3:19)					27	33

Att. 69,127

### STATISTICS

#### RUSHING

Seattle	Att	Yds	Avg	LG	TD	Tennessee	Att	Yds	Avg	LG	TD
C. Carson	11	34	3.1	7	0	D. Murray	14	115	8.2	75t	1
R. Wilson	7	26	3.7	11	0	D. Henry	13	54	4.2	25	0
C. Prorise	4	9	2.3	6	0	M. Mariota	7	27	3.9	10	0
						T. Taylor	1	-1	-1.0	-1	0
<b>TOTAL</b>	<b>22</b>	<b>69</b>	<b>3.1</b>	<b>11</b>	<b>0</b>	<b>TOTAL</b>	<b>35</b>	<b>195</b>	<b>5.6</b>	<b>75t</b>	<b>1</b>

#### PASSING

Seattle	A	C	Yds	SK/YD	TD	LG	INT	RT	Tennessee	A	C	Yds	SK/YD	TD	LG	INT	RT
R. Wilson	49	29	373	1/9	4	46	0	110.3	M. Mariota	32	20	225	0/0	2	55t	0	104.3
<b>TOTAL</b>	<b>49</b>	<b>29</b>	<b>373</b>	<b>1/9</b>	<b>4</b>	<b>46</b>	<b>0</b>	<b>110.3</b>	<b>TOTAL</b>	<b>32</b>	<b>20</b>	<b>225</b>	<b>0/0</b>	<b>2</b>	<b>55t</b>	<b>0</b>	<b>104.3</b>

#### RECEIVING

Seattle	No	Yds	Avg	LG	TD	Tennessee	No	Yds	Avg	LG	TD
D. Baldwin	10	105	10.5	36	1	R. Matthews	6	87	14.5	55t	1
J. Graham	7	72	10.3	26	0	E. Decker	4	49	12.3	17	0
C. Prorise	3	65	21.7	46	0	D. Walker	4	31	7.8	11	0
L. Willson	3	53	17.7	27t	1	T. Taylor	2	16	8.0	11	0
P. Richardson	2	30	15.0	22	1	J. Smith	1	24	24.0	24t	1
T. Lockett	2	30	15.0	16	0	D. Henry	1	10	10.0	10	0
C. Carson	2	18	9.0	10t	1	D. Murray	1	5	5.0	5	0
						P. Supernaw	1	3	3.0	3	0
<b>TOTAL</b>	<b>29</b>	<b>373</b>	<b>12.9</b>	<b>46</b>	<b>4</b>	<b>TOTAL</b>	<b>20</b>	<b>225</b>	<b>11.3</b>	<b>55t</b>	<b>2</b>

#### TEAM STATISTICS

	Seattle	Tennessee
Total First Downs	24	21
Third Down Eff.	4-14-29%	4-14-29%
Total Net Yards	433	420
Total Off. Plays	72	67
Avg. per Play	6.0	6.3
Net Yards Rushing	69	195
Total Rushing Plays	22	35
Net Yards Passing	364	225
Times Sacked/Yards Lost	1/9	0/0
Pass Atts-Comps-Ints	49-29-0	32-20-0
Punts-No. and Avg.	8-48.5	6-56.8
Penalties-No. and Yards	11-98	5-45
Fumbles-No. and Lost	3-0	0-0
Touchdowns	4	3
Field Goals Made-Att	0-0	4-4
Time of Possession	27:19	32:41

#### DEFENSE

Seattle	T	S	A	QB	Yds.	Int.	Yds.	PD	FF	FR
B. Wagner	11	8	3	0.0	0.0	0	0	0	0	0
K. Wright	8	5	3	0.0	0.0	0	0	0	0	0
K. Chancellor	7	7	0	0.0	0.0	0	0	0	0	0
S. Griffin	4	2	2	0.0	0.0	0	0	0	0	0
M. Bennett	3	3	0	0.0	0.0	0	0	0	0	0
Tennessee	T	S	A	QB	Yds.	Int.	Yds.	PD	FF	FR
W. Woodyard	10	8	2	0.0	0.0	0	0	0	0	0
L. Ryan	6	5	1	0.0	0.0	0	0	3	0	0
A. Williamson	6	4	2	0.0	0.0	0	0	0	0	0
K. Byard	6	2	4	0.0	0.0	0	0	1	0	0
J. Casey	5	4	1	0.0	0.0	0	0	0	0	0

Additional Stats: Sacks: E. Walden 1.0.

# 4



## SEATTLE SEAHAWKS 46, INDIANAPOLIS 18 SUNDAY, OCTOBER 1, 2017 CENTURYLINK FIELD



Down 15-10 at the half, the Seattle Seahawks outscored the Indianapolis Colts 36-3 in the second half, and were helped by two defensive scores on their way to a 46-18 victory over the Colts at CenturyLink Field on Sunday Night Football. Seattle scored first with a 44-yd. field goal by Blair Walsh. Russell Wilson was sacked in the end zone for a safety, bringing the score to 3-2. Justin Coleman stepped in at cornerback after Jeremy Lane left the game with a groin injury and intercepted Jacoby Brissett, returning it 28 yards for the TD and the 10-2 Seattle lead. The Colts responded with a Robert Turbin 1-yard TD run, and Brissett hit Donte Moncrief for an 18-yard TD, giving the Colts the 15-10 lead at the half. On the Seahawks opening possession of the second half, Wilson scrambled for a TD from 23 yards out, and converted the two-point try to take the 18-15 lead. Adam Vinatieri tied the game with a 40-yard FG. But then the Seahawks took over as J.D. McKissic scored on a 30-yard run before Bobby Wagner recovered a fumble and returned it 21 yards for a TD, giving Seattle the 32-18 lead after three quarters. Wilson hit Luke Willson on a 6-yard TD in the fourth, then connected with McKissic on a 27-yard TD with 2:22 remaining, giving Seattle the 46-18 victory.

<b>Indianapolis</b>	2	13	3	0	<b>18</b>
<b>Seattle</b>	3	7	22	14	<b>46</b>

					<b>Indianapolis</b>	<b>Seattle</b>
SEA	1	8:59	Walsh 44 FG (7-38, 3:04)		0	3
IND	1	3:33	Wilson sacked in end zone by Hairston for a safety		2	3
SEA	2	12:25	Coleman 28 INT return (Walsh kick)		2	10
IND	2	5:25	Turbin 1 run (pass failed) (12-80, 7:00)		8	10
IND	2	0:25	Moncrief 18 pass Brissett (Vinatieri kick) (9-55, 3:09)		15	10
SEA	3	9:23	Wilson 23 run (Wilson-Baldwin pass) (9-84, 5:37)		15	18
IND	3	4:53	Vinatieri 40 FG (4-2, 0:56)		18	18
SEA	3	2:12	McKissic 30 run (Walsh kick) (6-75, 2:41)		18	25
SEA	3	1:59	Wagner 21 fumble return (Walsh kick)		18	32
SEA	4	11:16	Willson 6 pass Wilson (Walsh kick) (9-74, 4:46)		18	39
SEA	4	2:22	McKissic 27 pass Wilson (Walsh kick) (11-84, 6:56)		18	46
Att. 68,872						

### STATISTICS RUSHING

<b>Indianapolis</b>	Att	Yds	Avg	LG	TD	<b>Seattle</b>	Att	Yds	Avg	LG	TD
F. Gore	12	46	3.8	14	0	E. Lacy	11	52	4.7	19	0
J. Brissett	3	33	11.0	25	0	C. Carson	12	42	3.5	11	0
M. Jones	4	11	2.8	5	0	R. Wilson	4	38	9.5	23t	1
R. Turbin	6	8	1.3	4	1	J. McKissic	4	38	9.5	30t	1
						T. Lockett	2	24	12.0	22	0
<b>TOTAL</b>	<b>25</b>	<b>98</b>	<b>3.9</b>	<b>25</b>	<b>1</b>	<b>TOTAL</b>	<b>33</b>	<b>194</b>	<b>5.9</b>	<b>30</b>	<b>2</b>

### PASSING

<b>Indianapolis</b>	A	C	Yds	SK/YD	TD	LG	INT	RT	<b>Seattle</b>	A	C	Yds	SK/YD	TD	LG	INT	RT
J. Brissett	29	16	157	3/18	1	32	1	67.7	R. Wilson	26	21	295	3/12	2	41	2	107.5
<b>TOTAL</b>	<b>29</b>	<b>16</b>	<b>157</b>	<b>3/18</b>	<b>1</b>	<b>32</b>	<b>1</b>	<b>67.7</b>	<b>TOTAL</b>	<b>26</b>	<b>21</b>	<b>295</b>	<b>3/12</b>	<b>2</b>	<b>41</b>	<b>2</b>	<b>107.5</b>

### RECEIVING

<b>Indianapolis</b>	No	Yds	Avg	LG	TD	<b>Seattle</b>	No	Yds	Avg	LG	TD
J. Doyle	5	27	5.4	7	0	T. Lockett	4	67	16.8	41	0
F. Gore	3	34	11.3	19	0	J. Graham	4	61	15.3	33	0
T. Hilton	3	30	10.0	13	0	P. Richardson	3	65	21.7	37	0
D. Moncrief	3	30	10.0	18t	1	D. Baldwin	3	35	11.7	27	0
B. Williams	1	32	32.0	32	0	C. Carson	3	24	8.0	9	0
K. Aiken	1	4	4.0	4	0	A. Darboh	2	10	5.0	5	0
						J. McKissic	1	27	27.0	27t	1
						L. Willson	1	6	6.0	6t	1
<b>TOTAL</b>	<b>16</b>	<b>157</b>	<b>9.8</b>	<b>32</b>	<b>1</b>	<b>TOTAL</b>	<b>21</b>	<b>295</b>	<b>14.0</b>	<b>41</b>	<b>2</b>

### TEAM STATISTICS

	<b>Indianapolis</b>	<b>Seattle</b>
Total First Downs	16	22
Third Down Eff.	6-14-43%	10-15-67%
Total Net Yards	237	477
Total Off. Plays	57	62
Avg. per Play	4.2	7.7
Net Yards Rushing	98	194
Total Rushing Plays	25	33
Net Yards Passing	139	283
Times Sacked/Yards Lost	3/18	3/12
Pass Atts-Comps-Ints	29-16-1	26-21-2
Punts-No. and Avg.	6-41.7	1-35.0
Penalties-No. and Yards	5-31	6-45
Fumbles-No. and Lost	2-1	0-0
Touchdowns	2	6
Field Goals Made-Att	1-1	1-2
Time of Possession	27:48	32:12

### DEFENSE

<b>Indianapolis</b>	T	S	A	QB	Yds.	Int.	Yds.	PD	FF	FR
J. Bostic	12	5	7	0.0	0.0	0	0	0	0	0
M. Farley	10	4	6	0.0	0.0	1	0	1	0	0
J. Sheard	7	5	2	1.0	3.0	0	0	0	0	0
A. Morrison	7	3	4	0.0	0.0	0	0	0	0	0
N. Hairston	6	3	3	1.0	6.0	0	0	0	0	0
<b>Additional Stats: Sacks:</b> J. Hankins 1.0. <b>INT:</b> M. Hooker 1.										
<b>Seattle</b>	T	S	A	QB	Yds.	Int.	Yds.	PD	FF	FR
E. Thomas	7	4	3	0.0	0.0	0	0	1	0	0
B. Wagner	6	4	2	0.5	7.0	0	0	0	0	1
K. Chancellor	5	4	1	0.0	0.0	0	0	0	0	0
S. Griffin	5	3	2	0.0	0.0	0	0	1	0	0
K. Wright	4	3	1	0.0	0.0	0	0	0	0	0
<b>Additional Stats: Sacks:</b> M. Smith 1.5, M. Bennett 0.5, N. Jones 0.5. <b>INT:</b> J. Coleman 1. <b>FF:</b> M. Smith 1.										

# 5



## SEATTLE SEAHAWKS 16, L.A. RAMS 10 SUNDAY, OCTOBER 8, 2017 L.A. MEMORIAL COLISEUM



The Seattle Seahawks forced five turnovers and held the Los Angeles Rams scoreless through the final two and a half quarters in a 16-10 victory in Los Angeles. On the Rams' opening possession, Earl Thomas saved a touchdown by forcing a Todd Gurley fumble, knocking the ball out as he was stretching out for the goal line, as the ball went out of the end zone for a Seahawks touchback. The Rams later scored at the start of the second quarter, when Tavon Austin broke free for a 27-yard TD run. A Greg Zuerlein 35-yd. field goal on the Rams' next possession gave L.A. a 10-0 lead. Seattle scored with 1:55 remaining in the half when Russell Wilson connected with Jimmy Graham on a 4-yd. fade for a TD. After a quick Rams three-and-out, Seattle added a Blair Walsh field goal to even the score at the half at 10-10. A Zuerlein missed field goal led to a Walsh field goal for Seattle in the third quarter to take the 13-10 lead. Jared Goff was intercepted twice in the second half – first by Sheldon Richardson then by Earl Thomas – and a Frank Clark sack of Goff in the fourth quarter led to Walsh's third field goal of the game and a 16-0 lead for Seattle. On the Rams' final drive, the Seahawks defense held firm and forced a turnover on downs at the Seahawks' 20-yard line, securing the 16-0 victory.

	Seattle	0	10	3	3	16		
	L.A. Rams	0	10	0	0	10	Seattle	L.A. Rams
LAR	2	14:13	Austin 27 run (Zuerlein kick) (10-79, 3:57)				0	7
LAR	2	9:29	Zuerlein 35 FG (4-2, 0:56)				0	10
SEA	2	1:55	Graham 4 pass Wilson (Walsh kick) (15-75, 7:34)				7	10
SEA	2	0:00	Walsh 48 FG (9-46, 1:28)				10	10
SEA	3	5:41	Walsh 49 FG (9-43, 4:13)				13	10
SEA	4	1:09	Walsh 35 FG (4-3, 1:37)				16	10
Att. 60,745								

### STATISTICS

#### RUSHING

Seattle	Att	Yds	Avg	LG	TD	L.A. Rams	Att	Yds	Avg	LG	TD
T. Rawls	8	20	2.5	7	0	T. Gurley	14	43	3.1	11	0
E. Lacy	9	19	2.1	6	0	T. Austin	6	27	4.5	27t	1
R. Wilson	5	16	3.2	9	0	J. Goff	1	22	22.0	22	0
T. Lockett	1	7	7.0	7	0	R. Woods	1	8	8.0	8	0
J. McKissic	2	0	0.0	3	0						
<b>TOTAL</b>	<b>25</b>	<b>62</b>	<b>2.5</b>	<b>9</b>	<b>0</b>	<b>TOTAL</b>	<b>22</b>	<b>100</b>	<b>4.5</b>	<b>27t</b>	<b>1</b>

#### PASSING

Seattle	A	C	Yds	SK/YD	TD	LG	INT	RT	L.A. Rams	A	C	Yds	SK/YD	TD	LG	INT	RT
R. Wilson	37	24	198	3/19	1	21	1	76.2	J. Goff	47	22	288	2/13	0	35	2	48.9
T. McEvoy	1	0	0	0/0	0	0	1	0.0									
<b>TOTAL</b>	<b>38</b>	<b>24</b>	<b>198</b>	<b>3/19</b>	<b>1</b>	<b>21</b>	<b>2</b>	<b>63.3</b>	<b>TOTAL</b>	<b>47</b>	<b>22</b>	<b>288</b>	<b>2/13</b>	<b>0</b>	<b>35</b>	<b>2</b>	<b>48.9</b>

#### RECEIVING

Seattle	No	Yds	Avg	LG	TD	L.A. Rams	No	Yds	Avg	LG	TD
J. Graham	6	37	6.2	9	1	R. Woods	5	66	13.2	20	0
D. Baldwin	4	37	9.3	15	0	T. Higbee	4	98	24.5	35	0
J. McKissic	3	36	12.0	21	0	C. Kupp	3	44	14.7	19	0
P. Richardson	3	35	11.7	14	0	T. Austin	3	14	4.7	9	0
T. Lockett	3	26	8.7	12	0	M. Brown	2	29	14.5	16	0
T. Rawls	2	15	7.5	14	0	P. Cooper	2	22	11.0	19	0
N. Vannett	2	3	1.5	3	0	T. Gurley	2	7	3.5	6	0
E. Lacy	1	9	9.0	9	0	G. Everett	1	8	8.0	8	0
<b>TOTAL</b>	<b>24</b>	<b>198</b>	<b>8.3</b>	<b>21</b>	<b>1</b>	<b>TOTAL</b>	<b>22</b>	<b>288</b>	<b>13.1</b>	<b>35</b>	<b>0</b>

#### TEAM STATISTICS

	Seattle	L.A. Rams
Total First Downs	15	21
Third Down Eff.	8-17-47%	8-15-53%
Total Net Yards	241	375
Total Off. Plays	66	71
Avg. per Play	3.7	5.3
Net Yards Rushing	62	100
Total Rushing Plays	25	22
Net Yards Passing	179	275
Times Sacked/Yards Lost	3/19	2/13
Pass Atts-Comps-Ints	38-24-2	47-22-2
Punts-No. and Avg.	6-39.5	3-45.3
Penalties-No. and Yards	7-40	5-45
Fumbles-No. and Lost	0-0	4-3
Touchdowns	1	1
Field Goals Made-Att	3-3	1-2
Time of Possession	31:16	28:44

#### DEFENSE

Seattle	T	S	A	QB	Yds.	Int.	Yds.	PD	FF	FR
B. Wagner	8	8	0	0.0	0.0	0	0	0	0	0
E. Thomas	7	6	1	0.0	0.0	1	19	1	1	0
S. Griffin	6	6	0	0.0	0.0	0	0	1	0	0
R. Sherman	6	6	0	0.0	0.0	0	0	0	0	0
M. Bennett	4	3	1	1.0	10.0	0	0	0	0	0
<b>Additional Stats: Sacks: F. Clark 1.0. INT: S. Richardson 1. FF: F. Clark 1. FR: S. Richardson 1. N. Thorpe 1.</b>										
L.A. Rams	T	S	A	QB	Yds.	Int.	Yds.	PD	FF	FR
M. Barron	15	12	3	0.0	0.0	0	0	0	0	0
N. Robey	6	5	1	0.0	0.0	0	0	0	0	0
Co. Davis	5	4	1	0.0	0.0	1	0	3	0	0
A. Donald	5	3	2	0.0	0.0	0	0	0	0	0
A. Ogletree	4	3	1	1.0	6.0	0	0	0	0	0
<b>Additional Stats: Sacks: M. Longacre 1.0, R. Quinn 1.0. INT: J. Johnson 1.</b>										

# The Last Time

## OVERTIME GAME

Seattle 6, at Arizona 6 10/23/16

## OVERTIME WIN

BY SEAHAWKS: Seattle 26, vs. Denver 20 9/21/14

BY OPPONENTS: at Cincinnati 27, Seattle 24 10/11/15

## OVERTIME TIE:

Seattle 6, at Arizona 6 10/23/16

## 500 TOTAL YARDS

BY SEAHAWKS: 534, vs. Carolina 12/4/16

BY OPPONENTS: 538, vs. Pittsburgh 11/29/15

## 400 TOTAL YARDS

BY SEAHAWKS: 477, vs. Indianapolis 10/1/17

BY OPPONENTS: 420, at Tennessee 9/24/17

## 300 YARDS RUSHING (TEAM)

BY SEAHAWKS: 350, vs. New York Giants 11/9/14

BY OPPONENTS: 356, vs. LA Raiders 11/30/87

## 200 YARDS RUSHING (TEAM)

BY SEAHAWKS: 240, vs. Carolina 12/4/16

BY OPPONENTS: 205, vs. Tampa Bay 11/3/13

## 400 NET YARDS PASSING (TEAM)

BY SEAHAWKS: 428, at San Diego 12/29/02

BY OPPONENTS: 480, vs. Pittsburgh 11/29/15

## 300 NET YARDS PASSING (TEAM)

BY SEAHAWKS: 364, at Tennessee 9/24/17

BY OPPONENTS: 304, at New England 11/13/16

## 50 OR MORE POINTS SCORED

BY SEAHAWKS: 50, at Buffalo (in Toronto) 12/16/12

BY OPPONENTS: 51, at Dallas 11/27/80

## 40 OR MORE POINTS SCORED

BY SEAHAWKS: 46, vs. Indianapolis 10/1/17

BY OPPONENTS: 40, at San Francisco 12/12/10

## 30 OR MORE POINTS SCORED

BY SEAHAWKS: 46, vs. Indianapolis 10/1/17

BY OPPONENTS: 33, at Tennessee 9/24/17

## SHUTOUT

BY SEAHAWKS: 26-0, vs. Chicago 9/27/15

BY OPPONENTS: 24-0, at Pittsburgh 9/18/11

## TWO 100-YARD RUSHERS IN SAME GAME

BY SEAHAWKS: vs. New York Giants 11/9/14

M. Lynch 21-140, R. Wilson 14-107

BY OPPONENTS: at Philadelphia 12/12/76

Tom Sullivan 121, Mike Hogan 104

## TWO 100-YARD RECEIVERS IN SAME GAME

BY SEAHAWKS: vs. San Francisco 9/25/16

D. Baldwin 8-164, J. Graham 6-100

BY OPPONENTS: vs. Arizona 11/15/15

L. Fitzgerald 10-130, M. Floyd 7-113

## 200 YARDS RUSHING

BY SEAHAWKS: 209, T. Rawls vs. San Francisco 11/22/15

BY OPPONENTS: 207, F. Gore at San Francisco 9/20/09

## 100 YARDS RUSHING

BY SEAHAWKS: 106, T. Rawls vs. Carolina 12/4/16

BY OPPONENTS: 115, D. Murray at Tennessee 9/24/17

## 30+ CARRIES

BY SEAHAWKS: 30, T. Rawls vs. San Francisco 11/22/15

BY OPPONENTS: 33, D. Johnson at Arizona 10/23/16

## 400 YARDS PASSING

BY SEAHAWKS: 414, M. Hasselbeck vs. Dallas 12/6/04

BY OPPONENTS: 456, B. Roethlisberger vs. Pit 11/29/15

## 300 YARDS PASSING

BY SEAHAWKS: 373, R. Wilson at Tennessee 9/24/17

BY OPPONENTS: 311, A. Rodgers at Green Bay 9/10/17

## 200 YARDS RECEIVING

BY SEAHAWKS: 261, S. Largent at Detroit 10/18/87

BY OPPONENTS: 201, M. Wheaton vs. Pittsburgh 11/29/15

## 100 YARDS RECEIVING

BY SEAHAWKS: 105, D. Baldwin at Tennessee 9/24/17

BY OPPONENTS: 132, J. Nelson vs. Arizona 12/24/16

## 10 RECEPTIONS

BY SEAHAWKS: 10-105, D. Baldwin at Tennessee 9/24/17

BY OPPONENTS: 10-162, R. Woods vs. Buffalo 11/7/16

## 100 YD RUSHER, 300 YD PASSER, 100 YD RECEIVER

BY SEAHAWKS: at Arizona 12/21/14

339 (pass) R. Wilson, 113 (rush) M. Lynch,

113 (rec) D. Baldwin, 139 (rec) L. Willson

BY OPPONENTS: at Houston 9/29/13

355 (pass) M. Schaub, 27-102 (rush) A. Foster,

9-110 (rec) A. Johnson

## 100 YD RUSHER, 100 YD RECEIVER

BY SEAHAWKS: vs. San Francisco 9/25/16

20-106 (rush) Michael, 8-164 (rec) Baldwin, 6-100 (rec) Graham

BY OPPONENTS: at Houston 9/29/13

27-102 (rush) A. Foster, 9-110 (rec) A. Johnson

## TWO 100 YD RECEIVERS, 300 YD PASSER

BY SEAHAWKS: at Arizona 12/21/14

3-139 (rec) Willson, 7-113 (rec) Baldwin, 339 (pass) Wilson

BY OPPONENTS: vs. Arizona 11/15/15

130 (rec) Fitzgerald, 113 (rec) Floyd, 363 (pass) Palmer

## 100 YD RUSHER, 300 YD PASSER, TWO 100 YD RECEIVERS

BY SEAHAWKS: at Arizona 12/21/14

113 (rush) M. Lynch, 339 (pass) R. Wilson

139 (rec) L. Willson, 113 (rec) D. Baldwin

BY OPPONENTS: at Kansas City 10/29/06

312 (pass) D. Huard, 39-155 (rush) L. Johnson,

6-132 (rec) E. Kennison, 6-116 (rec) T. Gonzalez

## FOUR TOUCHDOWNS RUSHING

BY SEAHAWKS: M. Lynch vs. New York Giants 11/9/14

BY OPPONENTS: J. Lewis at Cleveland 11/4/07

## THREE TOUCHDOWNS RUSHING

BY SEAHAWKS: M. Lynch (4) vs. New York Giants 11/9/14

BY OPPONENTS: D. Johnson vs. Arizona 12/24/16

## TWO TOUCHDOWNS RUSHING

BY SEAHAWKS: T. Rawls vs. Carolina 12/4/16

BY OPPONENTS: S. Draughn at San Francisco 1/1/17

## FIVE TOUCHDOWN PASSES

BY SEAHAWKS: R. Wilson at Baltimore 12/13/15

BY OPPONENTS: J. Freeman at Tampa Bay 12/26/10

## FOUR TOUCHDOWN PASSES

BY SEAHAWKS: R. Wilson at Tennessee 9/24/17

BY OPPONENTS: J. Freeman (5) at Tampa Bay 12/26/10

## THREE TOUCHDOWN PASSES

BY SEAHAWKS: R. Wilson (4) at Tennessee 9/24/17

BY OPPONENTS: A. Rodgers at Green Bay 12/11/16

## FOUR TOUCHDOWN RECEPTIONS

BY SEAHAWKS: Daryl Turner at San Diego 9/15/85

BY OPPONENTS: M. Robinson at Baltimore 11/23/03



# The Last Time Continued...

## THREE TOUCHDOWN RECEPTIONS

BY SEAHAWKS: D. Baldwin at New England 11/13/16  
 BY OPPONENTS: A. Gates at San Diego 9/14/14

## TWO TOUCHDOWN RECEPTIONS

BY SEAHAWKS: D. Baldwin (3) at New England 11/13/16  
 BY OPPONENTS: J. Nelson at Green Bay 12/11/16

## PLAYER LED IN BOTH RUSHING AND RECEIVING YDS

BY SEAHAWKS: C. Proise at New England 11/13/16  
 66 (rushing), 87 (receiving)  
 BY OPPONENTS: F. Gore vs. Indianapolis 10/1/17  
 46 (rushing), 34 (receiving)

## FIVE FIELD GOALS

BY SEAHAWKS: S. Hauschka vs. Baltimore 11/13/11  
 BY OPPONENTS: J. Carney vs. San Diego 9/21/97

## FOUR FIELD GOALS

BY SEAHAWKS: S. Hauschka at San Francisco 1/1/17  
 BY OPPONENTS: R. Succup at Tennessee 9/24/17

## THREE FIELD GOALS

BY SEAHAWKS: B. Walsh at L.A. Rams 10/8/17  
 BY OPPONENTS: R. Succup (4) at Tennessee 9/24/17

## TWO 50-YARD FIELD GOALS

BY SEAHAWKS: S. Hauschka at Arizona (52 & 52) 1/3/16  
 BY OPPONENTS: G. Zuerlein at StL (58 & 60) 9/30/12

## SAFETY

BY SEAHAWKS: Holding pen. in end zone, at TB 11/27/16  
 BY OPPONENTS: N. Hairston sack in end zone, vs. Ind. 10/1/17

## KICKOFF RETURN TOUCHDOWN

BY SEAHAWKS: T. Lockett vs. Chicago, 105 yds. 9/27/15  
 BY OPPONENTS: C. Patterson at Minn., 101 yds. 12/6/15

## PUNT RETURN TOUCHDOWN

BY SEAHAWKS: T. Lockett at St. Louis, 57 yds. 9/13/15  
 BY OPPONENTS: T. Austin at St. Louis, 75 yds. 9/13/15

## INTERCEPTION RETURN TOUCHDOWN

BY SEAHAWKS: J. Coleman vs. Indianapolis, 28 yds. 10/1/17  
 BY OPPONENTS: C. Munnerlyn at Car, 33 yards 10/7/12

## FUMBLE RETURN TOUCHDOWN

BY SEAHAWKS: B. Wagner vs. Indianapolis, 21 yds. 10/1/17  
 BY OPPONENTS: A. Ayers vs. St. Louis, 45 yards 12/27/15

## BLOCKED PUNT RETURN TOUCHDOWN

BY SEAHAWKS: M. Morgan vs. Dallas, 25 yards 10/12/14  
 BY OPPONENTS: B. Butler vs. Oakland, 0 yds. 11/2/14

## BLOCKED FIELD GOAL RETURN TOUCHDOWN

BY SEAHAWKS: R. Sherman vs. SF, 90 yards 12/23/12  
 BY OPPONENTS: D. Howell at IND, 61 yds. 10/6/13

## FOUR INTERCEPTIONS

BY SEAHAWKS: None  
 BY OPPONENTS: Deron Cherry vs. Kansas City 9/29/85

## THREE INTERCEPTIONS

BY SEAHAWKS: M. Trufant vs. Arizona 12/9/07  
 BY OPPONENTS: Deron Cherry (4) vs. Kansas City 9/29/85

## TWO INTERCEPTIONS

BY SEAHAWKS: R. Sherman at N.Y. Jets 10/2/16  
 BY OPPONENTS: D. Randall at Green Bay 12/11/16

## FOUR SACKS

BY SEAHAWKS: C. Clemons vs. Green Bay 9/24/12  
 BY OPPONENTS: L. O'Neal vs. San Diego 10/22/95

## THREE SACKS

BY SEAHAWKS: M. Bennett (3.5) at San Francisco 10/22/15  
 BY OPPONENTS: W. Hayes vs. St. Louis 12/27/15

## 10+ PUNTS

BY SEAHAWKS: 10, J. Ryan at Chicago 10/17/10  
 BY OPPONENTS: 10, P. O'Donnell vs. Chicago 9/27/15

## PUNT BLOCKED

BY SEAHAWKS: T. McEvoy at Arizona 10/23/16  
 BY OPPONENTS: J. Hughes vs. Buffalo 11/7/16

## FIELD GOAL BLOCKED

BY SEAHAWKS: B. Wagner at Arizona 10/23/16  
 BY OPPONENTS: R. Gunter vs. Arizona 12/24/16

## PAT BLOCKED

BY SEAHAWKS: R. Bryant vs. Washington 11/27/11  
 BY OPPONENTS: C. Jones at San Francisco 1/1/17

## PAT MISSED

BY SEAHAWKS: B. Walsh vs. San Francisco 9/17/17  
 BY OPPONENTS: C. Catanzaro at Arizona 1/3/16

## FAKE PAT KICK

BY SEAHAWKS: Feagles vs. Oakland, no good 12/16/00  
 BY OPPONENTS: None

## FAKE PUNT

BY SEAHAWKS: vs. Los Angeles, successful 12/15/16  
 BY OPPONENTS: vs. Los Angeles, unsuccessful 12/15/16

## FAKE FIELD GOAL

BY SEAHAWKS: at Washington, successful 10/6/14  
 BY OPPONENTS: vs. Pittsburgh, unsuccessful 11/29/15

## ON-SIDE KICK

BY SEAHAWKS: at Tennessee, unsuccessful 9/24/17  
 BY OPPONENTS: vs. Philadelphia, unsuccessful 11/20/16

## TWO POINT CONVERSION

BY SEAHAWKS: vs. Indianapolis, successful 10/1/17  
 BY OPPONENTS: vs. Indianapolis, unsuccessful 10/1/17





# Drive Chart

## Seahawks Drives Ended By...

Date	Teams	Drives	3/Out	TD	FG	FGA	Pnt	Dwn	Trn	Saf	Clk	Points	Pts/Drv	Eff
9/10	Seattle	10	5	0	3	3	6	0	1	0	0	9	0.9	0.300
	at Green Bay	10	1	2	1	1	5	0	1	0	1	17	1.7	0.300
9/17	Seattle	12	5	1	2	2	7	0	0	0	2	12	1.0	0.250
	San Francisco	11	4	0	3	3	7	1	1	0	0	9	0.8	0.273
9/24	Seattle	13	6	4	0	0	8	1	0	0	0	27	2.1	0.308
	at Tennessee	14	6	3	4	4	6	0	0	0	1	33	2.4	0.500
10/1	Seattle	10	1	4	1	2	1	0	2	1	0	32	3.2	0.500
	Indianapolis	12	6	2	1	1	6	0	2	0	1	16	1.3	0.250
10/8	Seattle	13	7	1	3	3	6	0	2	0	1	16	1.2	0.308
	at L.A. Rams	11	4	1	1	2	3	1	4	0	0	10	0.9	0.182
10/22	Seattle													
	at N.Y. Giants													
10/29	Seattle													
	Houston													
11/5	Seattle													
	Washington													
11/9	Seattle													
	at Arizona													
11/20	Seattle													
	Atlanta													
11/26	Seattle													
	at San Francisco													
12/3	Seattle													
	Philadelphia													
12/10	Seattle													
	at Jacksonville													
12/17	Seattle													
	L.A. Rams													
12/24	Seattle													
	at Dallas													
12/31	Seattle													
	Arizona													
<b>Totals</b>	<b>Seahawks</b>	<b>58</b>	<b>24</b>	<b>10</b>	<b>9</b>	<b>10</b>	<b>28</b>	<b>1</b>	<b>5</b>	<b>1</b>	<b>3</b>	<b>96</b>	<b>1.7</b>	<b>0.328</b>
	<b>Opponents</b>	<b>58</b>	<b>21</b>	<b>8</b>	<b>10</b>	<b>11</b>	<b>27</b>	<b>2</b>	<b>8</b>	<b>0</b>	<b>3</b>	<b>85</b>	<b>1.5</b>	<b>0.310</b>

# Drive Breakdown

## *Seahawks Longest Drives*

### Most Plays

Date	Opponent	# of Plays	Net Yards	Time	Result
09/17/17	vs. San Francisco	16	68	6:22	Field Goal
10/08/17	at L.A. Rams	15	75	7:34	Touchdown
09/24/17	at Tennessee	12	72	3:19	Touchdown
10/01/17	vs. Indianapolis	11	84	6:56	Touchdown
09/10/17	at Green Bay	11	71	6:13	Field Goal

### Most Net Yards

Date	Opponent	Net Yards	# of Plays	Time	Result
09/24/17	at Tennessee	86	5	0:49	Touchdown
10/01/17	vs. Indianapolis	84	11	6:56	Touchdown
10/01/17	vs. Indianapolis	84	9	5:37	Touchdown
09/17/17	vs. San Francisco	82	10	4:30	Touchdown
10/08/17	at L.A. Rams	75	15	7:34	Touchdown

### Longest Time of Possession

Date	Opponent	Time	Net Yards	# of Plays	Result
10/08/17	at L.A. Rams	7:34	75	15	Touchdown
10/01/17	vs. Indianapolis	6:56	84	11	Touchdown
09/17/17	vs. San Francisco	6:22	68	16	Field Goal
09/10/17	at Green Bay	6:13	71	11	Field Goal
10/01/17	vs. Indianapolis	5:37	84	9	Touchdown

## *Opponents Longest Drives*

### Most Plays

Date	Team	# of Plays	Net Yards	Time	Result
10/08/17	at L.A. Rams	13	50	5:06	Missed FG
10/01/17	vs. Indianapolis	12	80	7:00	Touchdown
09/10/17	at Green Bay	12	53	5:37	Field Goal
09/24/17	at Tennessee	12	49	6:30	Field Goal
09/10/17	at Green Bay	12	48	6:17	End of Game

### Most Net Yards

Date	Team	Net Yards	# of Plays	Time	Result
10/01/17	vs. Indianapolis	80	12	7:00	Touchdown
10/08/17	at L.A. Rams	79	10	3:57	Touchdown
09/10/17	at Green Bay	75	9	4:03	Touchdown
09/24/17	at Tennessee	75	4	2:35	Touchdown
09/24/17	at Tennessee	75	1	0:15	Touchdown

### Longest Time of Possession

Date	Team	Time	Net Yards	# of Plays	Result
10/01/17	vs. Indianapolis	7:00	80	12	Touchdown
09/24/17	at Tennessee	6:30	49	12	Field Goal
09/10/17	at Green Bay	6:19	32	11	Punt
09/10/17	at Green Bay	6:17	48	12	End of Game
09/10/17	at Green Bay	5:37	53	12	Field Goal

# Inside 20

Date	Teams	Scores/ Trips	TD	FG/ Att	Points	Int	Fum	Downs	Clock
9/10	Seattle	2 / 2	0	2 / 2	6	0	0	0	0
	at Green Bay	1 / 1	1	0 / 0	7	0	0	0	0
9/17	Seattle	3 / 3	1	2 / 2	12	0	0	0	0
	San Francisco	3 / 3	0	3 / 3	9	0	0	0	0
9/24	Seattle	3 / 4	3	0 / 0	20	0	0	1	0
	at Tennessee	3 / 3	0	3 / 3	9	0	0	0	0
10/1	Seattle	1 / 2	1	0 / 1	7	0	0	0	0
	Indianapolis	2 / 2	2	0 / 0	13	0	0	0	0
10/8	Seattle	2 / 3	1	1 / 1	10	1	0	0	0
	at L.A. Rams	1 / 4	0	1 / 2	3	1	1	0	0
10/22	Seattle								
	at N.Y. Giants								
10/29	Seattle								
	Houston								
11/5	Seattle								
	Washington								
11/9	Seattle								
	at Arizona								
11/20	Seattle								
	Atlanta								
11/26	Seattle								
	at San Francisco								
12/3	Seattle								
	Philadelphia								
12/10	Seattle								
	at Jacksonville								
12/17	Seattle								
	L.A. Rams								
12/24	Seattle								
	at Dallas								
12/31	Seattle								
	Arizona								
<b>Totals</b>	<b>Seahawks</b>	<b>11 / 14</b>	<b>6</b>	<b>5 / 6</b>	<b>55</b>	<b>1</b>	<b>0</b>	<b>1</b>	<b>0</b>
	<b>Opponents</b>	<b>10 / 13</b>	<b>3</b>	<b>7 / 8</b>	<b>41</b>	<b>1</b>	<b>1</b>	<b>0</b>	<b>0</b>

# Third Down Efficiency

Date	Teams	Yards to go...										Total	Pct.
		1	2	3	4	5	6	7	8	9	10+		
9/10	Seattle	1 / 1	0 / 1	2 / 4	0 / 0	0 / 0	0 / 1	0 / 0	0 / 0	0 / 0	0 / 5	3 / 12	25%
	at Green Bay	0 / 0	2 / 2	0 / 0	3 / 3	1 / 1	0 / 0	0 / 4	0 / 0	0 / 0	3 / 6	9 / 16	56%
9/17	Seattle	1 / 1	2 / 2	0 / 1	0 / 0	0 / 0	2 / 3	1 / 3	1 / 3	0 / 2	1 / 4	8 / 19	42%
	San Francisco	0 / 2	1 / 1	0 / 0	0 / 0	0 / 0	0 / 3	0 / 0	0 / 1	0 / 1	1 / 4	2 / 12	17%
9/24	Seattle	0 / 1	1 / 1	1 / 1	2 / 2	0 / 0	0 / 1	0 / 1	0 / 0	0 / 1	0 / 6	4 / 14	29%
	at Tennessee	0 / 0	1 / 2	1 / 2	0 / 2	1 / 2	0 / 0	0 / 1	0 / 0	0 / 0	1 / 5	4 / 14	29%
10/1	Seattle	1 / 2	3 / 3	1 / 1	1 / 2	0 / 1	0 / 0	0 / 1	2 / 2	1 / 1	1 / 2	10 / 15	67%
	Indianapolis	2 / 2	1 / 2	0 / 2	0 / 1	0 / 0	2 / 2	0 / 0	0 / 2	0 / 1	1 / 3	6 / 14	43%
10/8	Seattle	1 / 1	2 / 3	0 / 1	3 / 3	0 / 0	0 / 1	1 / 3	0 / 0	0 / 0	1 / 5	8 / 17	47%
	at L.A. Rams	0 / 1	1 / 1	0 / 0	2 / 2	0 / 0	0 / 0	0 / 0	2 / 3	0 / 1	3 / 7	8 / 15	53%
10/22	Seattle												
	at N.Y. Giants												
10/29	Seattle												
	Houston												
11/5	Seattle												
	Washington												
11/9	Seattle												
	at Arizona												
11/20	Seattle												
	Atlanta												
11/26	Seattle												
	at San Francisco												
12/3	Seattle												
	Philadelphia												
12/10	Seattle												
	at Jacksonville												
12/17	Seattle												
	L.A. Rams												
12/24	Seattle												
	at Dallas												
12/31	Seattle												
	Arizona												
<b>Totals</b>	<b>Seahawks</b>	<b>4 / 6</b>	<b>8 / 10</b>	<b>4 / 8</b>	<b>6 / 7</b>	<b>0 / 1</b>	<b>2 / 6</b>	<b>2 / 8</b>	<b>3 / 5</b>	<b>1 / 4</b>	<b>3 / 22</b>	<b>33 / 77</b>	<b>43%</b>
	<b>Opponents</b>	<b>2 / 5</b>	<b>6 / 8</b>	<b>1 / 4</b>	<b>5 / 8</b>	<b>2 / 3</b>	<b>2 / 5</b>	<b>0 / 5</b>	<b>2 / 6</b>	<b>0 / 3</b>	<b>9 / 25</b>	<b>29 / 71</b>	<b>41%</b>

# Passer Ratings

Date	Teams	Attempts	Completions	Pct.	Yards	TD	INT	Rating
9/10	Seattle	27	14	52%	158	0	0	69.7
	at Green Bay	42	28	67%	311	1	1	86.5
9/17	Seattle	39	23	59%	198	1	0	80.9
	San Francisco	27	15	56%	99	0	1	48.2
9/24	Seattle	49	29	59%	373	4	0	110.3
	at Tennessee	32	20	63%	225	2	0	104.3
10/1	Seattle	26	21	81%	295	2	2	107.3
	Indianapolis	29	16	55%	157	1	1	67.7
10/8	Seattle	38	24	63%	198	1	2	63.3
	at L.A. Rams	47	22	47%	288	0	2	48.9
10/22	Seattle							
	at N.Y. Giants							
10/29	Seattle							
	Houston							
11/5	Seattle							
	Washington							
11/9	Seattle							
	at Arizona							
11/20	Seattle							
	Atlanta							
11/26	Seattle							
	at San Francisco							
12/3	Seattle							
	Philadelphia							
12/10	Seattle							
	at Jacksonville							
12/17	Seattle							
	L.A. Rams							
12/24	Seattle							
	at Dallas							
12/31	Seattle							
	Arizona							
<b>Totals</b>	<b>Seahawks</b>	<b>179</b>	<b>111</b>	<b>62%</b>	<b>1222</b>	<b>8</b>	<b>4</b>	<b>87.8</b>
	<b>Opponents</b>	<b>177</b>	<b>101</b>	<b>57%</b>	<b>1080</b>	<b>4</b>	<b>5</b>	<b>70.8</b>



# Superlatives

<b>Overall</b>	3-2	<b>When Leading at Halftime</b>	0-1
Home	2-0	<b>When Trailing at Halftime</b>	1-1
Road	1-2	<b>When Leading After 3 Quarters</b>	2-0
		<b>When Trailing After 3 Quarters</b>	0-2
		<b>When Tied After 3 Quarters</b>	0-2
<b>By Month</b>		<b>When Scoring...</b>	
September	1-2	First	2-1
October	2-0	Less than 20	2-1
November	0-0	20+	1-1
December	0-0		
January	0-0		
<b>Turf</b>		<b>When Outrushing Opponents</b>	1-1
Artificial	2-0		
Natural	1-2	<b>When + in Time of Possession</b>	3-0
		<b>When - in Time of Possession</b>	0-2
<b>Indoors</b>	0-0	<b>When = in Time of Possession</b>	0-0
<b>Vs. AFC</b>	1-1	<b>When + in Takeaway/Giveaway</b>	2-0
North	0-0	<b>When - in Takeaway/Giveaway</b>	0-0
West	0-0	<b>When = in Takeaway/Giveaway</b>	1-2
East	0-0		
South	1-1	<b>With a 100-Yard Rusher</b>	0-0
		<b>With a 100-Yard Receiver</b>	0-1
		<b>With a 300-Yard Passer</b>	0-1
<b>Vs. NFC</b>	2-1		
North	0-1	<b>Versus a 100-Yard Rusher</b>	1-1
West	2-0	<b>Versus a 100-Yard Receiver</b>	0-0
East	0-0	<b>Versus a 300-Yard Passer</b>	0-1
South	0-0		

# Weekly Team Rankings

## NFL

## NFC

Week	OFFENSE			DEFENSE			Week	OFFENSE			DEFENSE		
	Total	Rush	Pass	Total	Rush	Pass		Total	Rush	Pass	Total	Rush	Pass
1	25T	14	27	23	16	25	1	14	5	15	12	10	12
2	26	13	29	15	23	10	2	14	3	15	8	12	5
3	15	18T	17	23	30	8	3	10	9T	11	14	15	4
4	10	11	13	14	27	4	4	8	4	10	8	14	1
5	15	15	18	17	26	7	5	10	8	13	8	14	3
6	16	15	16	15	26	9	6	10	9	11	7	15	3
7							7						
8							8						
9							9						
10							10						
11							11						
12							12						
13							13						
14							14						
15							15						
16							16						
17							17						

T = Tied for position

*Italics = Bye week*

# Individual Highs

## SCORING

(non kicker)

<b>POINTS</b>	<b>Seahawks:</b> 12 J. McKissic vs. Indianapolis	10/1
	<b>Opponents:</b> 6 8 Times (Last: T. Austin at L.A. Rams)	10/8

<b>LONGEST TD</b>	<b>Seahawks:</b> 30 J. McKissic vs. Indianapolis	10/1
	<b>Opponents:</b> 75 D. Murray at Tennessee	9/24

## RUSHING

<b>ATTEMPTS</b>	<b>Seahawks:</b> 20 C. Carson vs. San Francisco	9/17
	<b>Opponents:</b> 19 T. Montgomery at Green Bay	9/10

<b>YARDS</b>	<b>Seahawks:</b> 93 C. Carson vs. San Francisco	9/17
	<b>Opponents:</b> 115 D. Murray at Tennessee	9/24

<b>LONGEST, NO TD</b>	<b>Seahawks:</b> 22 T. Lockett vs. Indianapolis	10/1
	<b>Opponents:</b> 61 C. Hyde vs. San Francisco	9/17

<b>TOUCHDOWNS</b>	<b>Seahawks:</b> 1 2 Times (Last: J. McKissic vs. Ind)	10/1
	<b>Opponents:</b> 1 4 Times (Last: T. Austin at L.A. Rams)	10/8

<b>LONGEST TD</b>	<b>Seahawks:</b> 30 J. McKissic vs. Indianapolis	10/1
	<b>Opponents:</b> 75 D. Murray at Tennessee	9/24

## PASSING

<b>ATTEMPTS</b>	<b>Seahawks:</b> 49 R. Wilson at Tennessee	9/24
	<b>Opponents:</b> 47 J. Goff at L.A. Rams	10/8

<b>COMPLETIONS</b>	<b>Seahawks:</b> 29 R. Wilson at Tennessee	9/24
	<b>Opponents:</b> 28 A. Rodgers at Green Bay	9/10

<b>YARDS</b>	<b>Seahawks:</b> 373 R. Wilson at Tennessee	9/24
	<b>Opponents:</b> 311 A. Rodgers at Green Bay	9/10

<b>COMPLETION PCT.</b>	<b>Seahawks:</b> 80.8 R. Wilson vs. Indianapolis	10/1
	<b>Opponents:</b> 66.7 A. Rodgers at Green Bay	9/10

<b>LONGEST, NO TD</b>	<b>Seahawks:</b> 46 R. Wilson at Tennessee	9/24
	<b>Opponents:</b> 35 J. Goff at L.A. Rams	10/8

<b>PASSER RATING</b>	<b>Seahawks:</b> 110.3 R. Wilson at Tennessee	9/24
	<b>Opponents:</b> 104.3 M. Mariota at Tennessee	9/24

<b>TOUCHDOWNS</b>	<b>Seahawks:</b> 4 R. Wilson at Tennessee	9/24
	<b>Opponents:</b> 2 M. Mariota at Tennessee	9/24

<b>LONGEST TD</b>	<b>Seahawks:</b> 27 2 Times (Last: R. Wilson vs. Ind)	10/1
	<b>Opponents:</b> 55 M. Mariota at Tennessee	9/24

<b>INTERCEPTIONS</b>	<b>Seahawks:</b> 2 R. Wilson vs. Indianapolis	10/1
	<b>Opponents:</b> 2 J. Goff at L.A. Rams	10/8

## RECEIVING

<b>RECEPTIONS</b>	<b>Seahawks:</b> 10 D. Baldwin at Tennessee	9/24
	<b>Opponents:</b> 9 R. Cobb at Green Bay	9/10

<b>YARDS</b>	<b>Seahawks:</b> 105 D. Baldwin at Tennessee	9/24
	<b>Opponents:</b> 98 T. Higbee at L.A. Rams	10/8

<b>LONGEST, NO TD</b>	<b>Seahawks:</b> 46 C. Prorise at Tennessee	9/24
	<b>Opponents:</b> 35 T. Higbee at L.A. Rams	10/8

<b>TOUCHDOWNS</b>	<b>Seahawks:</b> 1 8 Times (Last: J. Graham at L.A. Rams)	10/8
	<b>Opponents:</b> 1 4 Times (Last: D. Moncrief vs. Ind)	10/1

<b>LONGEST TD</b>	<b>Seahawks:</b> 27 2 Times (Last: J. McKissic vs. Ind)	10/1
	<b>Opponents:</b> 55 R. Matthews at Tennessee	9/24

## INTERCEPTIONS

<b>INTERCEPTIONS</b>	<b>Seahawks:</b> 1 5 Times (Last: E. Thomas at L.A. Rams)	10/8
	<b>Opponents:</b> 1 4 Times (Last: J. Johnson at L.A. Rams)	10/8

<b>YARDS</b>	<b>Seahawks:</b> 28 J. Coleman vs. Indianapolis	10/1
	<b>Opponents:</b> 69 J. Johnson at L.A. Rams	10/8

<b>LONGEST</b>	<b>Seahawks:</b> 28 J. Coleman vs. Indianapolis	10/1
	<b>Opponents:</b> 69 J. Johnson at L.A. Rams	10/8

<b>TOUCHDOWNS</b>	<b>Seahawks:</b> 28 J. Coleman vs. Indianapolis	10/1
	<b>Opponents:</b> None	

## PUNT RETURNS

<b>RETURNS</b>	<b>Seahawks:</b> 3 2 Times (Last: T. Lockett at Ten)	9/24
	<b>Opponents:</b> 5 A. Jackson at Tennessee	9/24

<b>FAIR CATCHES</b>	<b>Seahawks:</b> 4 T. Lockett at Green Bay	9/10
	<b>Opponents:</b> 2 2 Times (Last: C. Kupp at L.A. Rams)	10/8

<b>YARDS</b>	<b>Seahawks:</b> 32 T. Lockett at Tennessee	9/24
	<b>Opponents:</b> 51 A. Jackson at Tennessee	9/24

<b>LONGEST</b>	<b>Seahawks:</b> 13 T. Lockett at Tennessee	9/24
	<b>Opponents:</b> 22 A. Jackson at Tennessee	9/24

<b>TOUCHDOWNS</b>	<b>Seahawks:</b> None	
	<b>Opponents:</b> None	

## KICKOFF RETURNS

<b>RETURNS</b>	<b>Seahawks:</b> 3 T. Lockett at Green Bay	9/10
	<b>Opponents:</b> 5 Q. Bray vs. Indianapolis	10/1

<b>YARDS</b>	<b>Seahawks:</b> 91 T. Lockett at Green Bay	9/10
	<b>Opponents:</b> 83 Q. Bray vs. Indianapolis	10/1

<b>LONGEST</b>	<b>Seahawks:</b> 43 T. Lockett at Green Bay	9/10
	<b>Opponents:</b> 34 V. Bolden vs. San Francisco	9/17

<b>TOUCHDOWNS</b>	<b>Seahawks:</b> None	
	<b>Opponents:</b> None	

# Top Performances

## Seattle:

### 100 Yards Rushing

Player	Game	Date	Att.	Yds	Avg.	LG	TD
--------	------	------	------	-----	------	----	----

### 300 Yards Passing

Player	Game	Date	Att.	Comp.	Yds.	TD	Int
Russell Wilson	at Ten	9/24	49	29	373	4	0

### 100 Yards Receiving

Player	Game	Date	No.	Yds.	LG	TD
Doug Baldwin	at Ten	9/24	10	105	36	1

### Multi-Sack Games

Player	Game	Date	No.
Michael Bennett	at GB	9/10	1.5
Marcus Smith	vs. Ind	10/1	1.5

## Opponents:

### 100 Yards Rushing

Player	Game	Date	Att.	Yds	Avg.	LG	TD
DeMarco Murray	at Ten	9/24	14	115	8.2	75t	1
Carlos Hyde	vs. SF	9/17	15	124	8.3	61	0

### 300 Yards Passing

Player	Game	Date	Att.	Comp.	Yds.	TD	Int
Aaron Rodgers	at GB	9/10	42	28	311	1	1

### 100 Yards Receiving

Player	Game	Date	No.	Yds.	LG	TD
--------	------	------	-----	------	----	----

### Multi-Sack Games

Player	Game	Date	No.
Mike Daniels	at GB	9/10	1.5
Nick Perry	at GB	9/10	1.5



# Miscellaneous Statistics

## DRIVE ENGINEERING

QB	Drives				Drives Ended By...						POINTS	POINTS	DRIVE
	Started	TD	FG	FGA	Punt	Down	Trn	Saf	Gm	Hlf	Yld	Drive	Eff
R. Wilson	58	10	9	10	28	1	5	1	2	1	96	1.7	0.328
SEATTLE	58	10	9	10	28	1	5	1	2	1	96	1.7	0.328
OPPONENTS	58	8	10	11	27	2	8	0	3	0	85	1.5	0.310

## YARDS GAINED BY DOWN

TEAM	1st Down			2nd Down			3rd Down			4th Down			Season		
	Att	Yds	Avg	Att	Yds	Avg	Att	Yds	Avg	Att	Yds	Avg	Att	Yds	Avg
SEATTLE	141	752	5.3	105	506	4.8	77	380	4.9	4	50	12.5	327	1688	5.2
OPPONENTS	138	697	5.1	107	543	5.1	71	410	5.8	1	0	0.0	317	1650	5.2

## FIRST DOWN TENDENCIES

TEAM	Rushing			Passing			Overall			Times Gained...			
	Plays	Yds	Avg	Plays	Yds	Avg	Plays	Yds	Avg	10+	5+	0	Neg
SEATTLE	67	201	3.0	74	551	7.4	141	752	5.3	62	71	86	34
OPPONENTS	66	292	4.4	72	405	5.6	138	697	5.1	61	62	84	30

## THIRD DOWN EFFICIENCY

TEAM	3rd Down Situation											TOTAL	PCT
	1	2	3	4	5	6	7	8	9	10+			
SEATTLE	4 / 6	8 / 10	4 / 8	6 / 7	0 / 1	2 / 6	2 / 8	3 / 5	1 / 4	3 / 22	33 / 77	42.9%	
OPPONENTS	2 / 5	6 / 8	1 / 4	5 / 8	2 / 3	2 / 5	0 / 5	2 / 6	0 / 3	9 / 25	29 / 71	40.8%	

## INSIDE THE 20

	NO	TD	FG	FGA	Int	Fmb	Down	Game	Half	Points
SEATTLE	14	6	5	6	1	0	1	0	0	55
OPPONENTS	13	3	7	8	1	1	0	0	0	41

## GOAL-TO-GO

	NO	TD	FG	FGA	Int	Fmb	Down	Game	Half	Points
SEATTLE	7	4	3	3	0	0	0	0	0	37
OPPONENTS	2	2	0	0	0	0	0	0	0	13

## TAKEAWAYS / GIVEAWAYS

	NO	Resulting in...	TD	FG	FGA	Saf	Int	Fmb	Punt	Down	Gm	Half	Points
TAKEAWAYS	9		2	3	3	0	1	0	3	0	0	0	23
	NO	Resulting in...	TD	FG	FGA	Saf	Int	Fmb	Punt	Down	Gm	Half	Points
GIVEAWAYS	5		2	1	1	0	0	0	0	0	0	0	27

## KICKOFF ANALYSIS

	Total	Return	Touchback	Squib	Onside	Out-of-Bounds	FC	Avg Opp Start
B. Walsh	23	11	11	0	1	1	0	24.3
J. Ryan	1	1	0	0	0	0	0	36.0
TOTAL	24	12	11	0	1	1	0	24.8
OPPONENTS	19	6	13	0	0	0	0	24.8

# Takeaways/Giveaways

Date	Opponent	Takeaways		Giveaways		+/-
		Fumbles	Interceptions	Fumbles	Interceptions	
9/10	at Green Bay	0	1	1	0	0
9/17	San Francisco	0	1	0	0	1
9/24	at Tennessee	0	0	0	0	0
10/1	Indianapolis	1	1	0	2	0
10/8	at L.A. Rams	3	2	0	2	3
10/22	at N.Y. Giants					
10/29	Houston					
11/5	Washington					
11/9	at Arizona					
11/20	Atlanta					
11/26	at San Francisco					
12/3	Philadelphia					
12/10	at Jacksonville					
12/17	L.A. Rams					
12/24	at Dallas					
12/31	Arizona					
<b>Totals</b>		<b>4</b>	<b>5</b>	<b>1</b>	<b>4</b>	<b>4</b>

# Longest Plays

Passes 20+ Yards <i>(Top 5 in bold)</i>		TOP 5	Runs 10+ Yards <i>(Top 5 in bold)</i>	
<b>9/10 at Green Bay</b>		<b>Passes</b>	<b>9/10 at Green Bay</b>	
Russell Wilson to Doug Baldwin	34	46	Chris Carson	30
Russell Wilson to Paul Richardson	28	46	Russell Wilson	29
		41	Russell Wilson	11
<b>9/17 vs. San Francisco</b>		37		
Russell Wilson to Tyler Lockett	22	34	<b>9/17 vs. San Francisco</b>	
			Chris Carson	16
<b>9/24 at Tennessee</b>			Chris Carson	14
Russell Wilson to C.J. Prosise	46		Chris Carson	12
Russell Wilson to Doug Baldwin	36	<b>Runs</b>	Russell Wilson	11
Russell Wilson to Luke Willson	27t	30		
Russell Wilson to Jimmy Graham	26	30	<b>9/24 at Tennessee</b>	
Russell Wilson to Paul Richardson	22	29	Russell Wilson	11
		23		
<b>10/1 vs. Indianapolis</b>		22	<b>10/1 vs. Indianapolis</b>	
Russell Wilson to Tyler Lockett	41	19	J.D. McKissic	30t
Russell Wilson to Paul Richardson	37		Russell Wilson	23t
Russell Wilson to Jimmy Graham	33		Tyler Lockett	22
Russell Wilson to Doug Baldwin	27		Eddie Lacy	19
Russell Wilson to J.D. McKissic	27t			
Russell Wilson to Paul Richardson	21		<b>10/8 at Los Angeles Rams</b>	
<b>10/8 at Los Angeles Rams</b>				
Russell Wilson to J.D. McKissic	21			



75

## ODAY ABOUSHI

GUARD/TACKLE


Height 6-5  
 Weight 315  
 College Virginia  
 Seasons NFL 5th, Seahawks 1st  
 Born June 5, 1991  
 Hometown Brooklyn, N.Y.  
 Pronunciation OH-day ah-BOO-shee

### ABOUSHI'S 2017 SEASON

at GB (9/10): Saw limited action on special teams. SF (9/17): Inactive. at Ten (9/24): Made first start of the season at RG. Indy (10/1): Started at RG and helped lead team to 477 total yards, including a season high 194 rushing yards.

### ABOUSHI'S NFL RECORD

Year	Team	GP/GS	Postseason
2013	N.Y. Jets	— 0/0	
2014	N.Y. Jets	— 15/10	
2015	N.Y. Jets	— 0/0	
	Houston	— 7/5	0/0
2016	Houston	— 4/3	2/0
2017	Seattle	— 4/3	
<b>NFL TOTALS</b>		<b>— 30/21</b>	<b>2/0</b>



58

## D.J. ALEXANDER

LINEBACKER

Height 6-2  
 Weight 233  
 College Oregon State  
 Seasons NFL 3rd, Seahawks 1st  
 Born September 30, 1991  
 Hometown Long Beach, Calif.

### ALEXANDER'S 2017 SEASON

at GB (9/10): Saw action on special teams and had one tackle. SF (9/17): Saw action on special teams. at Ten (9/24): Inactive (hamstring). Indy (10/1): Saw action on special teams. at LA Rams (10/8): Saw action on special teams.

### ALEXANDER'S 2017 GAME-BY-GAME

Game	G/S	T	S	A	QB	Yds.	QH	Int.	Yds.	PD	FF	FR	Yds.
Games 1-2	2/0	Special Teams Only											
at Ten	0/0	Inactive (hamstring)											
Indy	1/0	Special Teams Only											
at LA	1/0	Special Teams Only											
<b>Totals</b>	<b>4/0</b>	<b>0</b>	<b>0</b>	<b>0</b>	<b>0.0</b>	<b>0.0</b>	<b>0</b>	<b>0</b>	<b>0</b>	<b>0</b>	<b>0</b>	<b>0</b>	<b>0</b>

Special Teams Tackles: 1

### ALEXANDER'S NFL RECORD

Club	G/S	Tackles			Sacks		Interceptions									
		Tkl	So	Ast	QB	Yds	No	Yds	Avg	LG	TD	PD	FF	FR	Yds	
2015 K.C.	16/0	2	1	1	0.0	0.0	0	0	0.0	0	0	0	0	0	0	0
2016 K.C.	16/1	5	5	0	0.0	0.0	0	0	0.0	0	0	0	1	0	0	
2017 Seattle	4/0	0	0	0	0.0	0.0	0	0	0.0	0	0	0	0	0	0	
<b>NFL TOTALS</b>	<b>36/1</b>	<b>7</b>	<b>6</b>	<b>1</b>	<b>0.0</b>	<b>0.0</b>	<b>0</b>	<b>0</b>	<b>0.0</b>	<b>0</b>	<b>0</b>	<b>0</b>	<b>1</b>	<b>0</b>	<b>0</b>	

### POSTSEASON

Club	G/S	Tackles			Sacks		Interceptions								
		Tkl	So	Ast	QB	Yds	No	Yds	Avg	LG	TD	PD	FF	FR	Yds
2015 K.C.	2/0	0	0	0	0.0	0.0	0	0	0.0	0	0	0	0	0	0
2016 K.C.	1/0	0	0	0	0.0	0.0	0	0	0.0	0	0	0	0	0	0
<b>NFL TOTALS</b>	<b>3/0</b>	<b>0</b>	<b>0</b>	<b>0</b>	<b>0.0</b>	<b>0.0</b>	<b>0</b>	<b>0</b>	<b>0.0</b>	<b>0</b>	<b>0</b>	<b>0</b>	<b>0</b>	<b>0</b>	<b>0</b>

### ALEXANDER'S SINGLE-GAME HIGHS

Tackles: 4 vs. Tennessee (12/18/16)  
 Sacks: None  
 INT: None

FF: 1 vs. Jacksonville (11/6/16)  
 FR: None

### ADDITIONAL STATS

Special Teams Tackles: 2015 (1), 2016 (12), 2017 (1); Career: (24).  
 Postseason Special Teams Tackles: 2015 (1), 2016 (0); Career: (1).





56

## CLIFF AVRIL

### DEFENSIVE END

**Height** 6-3  
**Weight** 260  
**College** Purdue  
**Seasons** NFL 10th, Seahawks 5th  
**Born** April 8, 1986  
**Hometown** Green Cove Springs, Fla.

## AVRIL'S 2017 SEASON

**at GB (9/10):** Collected a sack and two QB hits. **Indy (10/1):** Left the game with a neck injury and did not return. **at LA (10/8):** Inactive (neck).

### AVRIL'S 2017 GAME-BY-GAME

Game	G/S	T	S	A	QB	Yds.	QH	Int.	Yds.	PD	FF	FR	Yds.
at GB (9/10)	1/1	1	1	0	1.0	6.0	2	0	0	0	0	0	0
SF (9/17)	1/1	0	0	0	0.0	0.0	0	0	0	0	0	0	0
at Ten (9/24)	1/1	1	1	0	0.0	0.0	0	0	0	0	0	0	0
Indy (10/1)	1/1	0	0	0	0.0	0.0	0	0	0	0	0	0	0
at LA (10/8)		Inactive (neck)											
<b>Totals</b>	<b>4/4</b>	<b>2</b>	<b>2</b>	<b>0</b>	<b>1.0</b>	<b>6.0</b>	<b>2</b>	<b>0</b>	<b>0</b>	<b>0</b>	<b>0</b>	<b>0</b>	<b>0</b>

## AVRIL'S NFL RECORD

Club	G/S	Tackles			Sacks		Interceptions								
		Tkl	So	Ast	QB	Yds	No	Yds	Avg	LG	TD	PD	FF	FR	Yds
2008 Detroit	15/4	22	17	5	5.0	30.0	0	0	0.0	0	0	0	4	1	10
2009 Detroit	13/11	40	26	14	5.5	37.5	0	0	0.0	0	0	3	3	0	0
2010 Detroit	13/13	31	22	9	8.5	61.0	0	0	0.0	0	0	5	1	1	10
2011 Detroit	16/16	36	29	7	11.0	92.0	1	4	4.0	4t	1	4	6	3	24
2012 Detroit	16/16	34	27	7	9.5	67.0	0	0	0.0	0	0	1	2	0	0
2013 Seattle	15/2	20	14	6	8.0	43.5	0	0	0.0	0	0	4	5	1	0
2014 Seattle	16/16	23	16	7	5.0	28.5	0	0	0.0	0	0	1	1	1	0
2015 Seattle	16/16	47	31	16	9.0	64.0	0	0	0.0	0	0	7	2	0	0
2016 Seattle	16/16	39	20	19	11.5	83.5	0	0	0.0	0	0	3	5	0	0
2017 Seattle	4/4	2	2	0	1.0	6.0	0	0	0.0	0	0	0	0	0	0
<b>NFL TOTALS</b>	<b>140/114</b>	<b>294</b>	<b>204</b>	<b>90</b>	<b>74.0</b>	<b>516.0</b>	<b>1</b>	<b>4</b>	<b>4.0</b>	<b>4t</b>	<b>1</b>	<b>28</b>	<b>29</b>	<b>7</b>	<b>44</b>

### POSTSEASON

Club	G/S	Tackles			Sacks		Interceptions								
		Tkl	So	Ast	QB	Yds	No	Yds	Avg	LG	TD	PD	FF	FR	Yds
2011 Detroit	1/1	2	1	1	0.5	3.0	0	0	0.0	0	0	0	0	0	0
2013 Seattle	3/1	5	4	1	1.5	10.0	0	0	0.0	0	0	3	2	0	0
2014 Seattle	3/3	7	5	2	2.0	15.0	0	0	0.0	0	0	0	0	0	0
2015 Seattle	2/2	8	7	1	1.0	6.0	0	0	0.0	0	0	0	0	0	0
2016 Seattle	2/2	4	4	0	2.0	16.0	0	0	0.0	0	0	0	0	0	0
<b>NFL TOTALS</b>	<b>11/9</b>	<b>26</b>	<b>21</b>	<b>5</b>	<b>7.0</b>	<b>50.0</b>	<b>0</b>	<b>0</b>	<b>0.0</b>	<b>0</b>	<b>0</b>	<b>3</b>	<b>2</b>	<b>0</b>	<b>0</b>

### AVRIL'S SINGLE-GAME HIGHS

**Tackles:** 8, vs. Minnesota (12/12/11)      **FF:** 2, at Denver (10/30/11)  
**Sacks:** 3.0, vs. Chicago (12/5/10)      **FR:** 1, 7 Times, Last at Carolina (10/26/14)  
**INT:** 1, vs. San Diego (12/24/11)      **FR TD:** 1, at Denver (10/30/11)  
**INT TD:** 1, vs. San Diego (12/24/11)

### ADDITIONAL STATS

**Special Teams Tackles:** 2008 (1), 2009 (1), 2010 (1); **Career:** (3).



89

## DOUG BALDWIN

### WIDE RECEIVER

**Height** 5-10  
**Weight** 192  
**College** Stanford  
**Seasons** NFL 7th, Seahawks 7th  
**Born** September 21, 1988  
**Hometown** Gulf Breeze, Fla.

## BALDWIN'S 2017 SEASON

**at GB (9/10):** Led team with 63 yards and tied team high with four receptions. Had a key 34-yard reception with under 1:00 to play in the first half that helped set up the game's first score. **SF (9/17):** Tied for team lead with six receptions. **at Ten (9/24):** Set a season high with 10 receptions totaling 105 yards and a TD. Left the game in the second half with a groin injury. **Indy (10/1):** Battled through a groin injury during the week and started the game totaling three receptions for 35 yards.

2017	Opponent	No	Yds	Avg	LG	TD
09/10	at Green Bay	4	63	15.8	34	0
09/17	San Francisco	6	44	7.3	18	0
09/24	at Tennessee	10	105	10.5	36	1
10/01	Indianapolis	3	35	11.7	27	0
10/08	at L.A. Rams	4	37	9.3	15	0
<b>TOTALS (5/5)</b>		<b>27</b>	<b>284</b>	<b>10.5</b>	<b>36</b>	<b>1</b>

## BALDWIN'S NFL RECORD

	Club	G/S	Receiving					Att	Rushing			
			No	Yds	Avg	LG	TD		Yds	Avg	LG	TD
2011	Seattle	16/1	51	788	15.5	55t	4	1	-2	-2.0	-2	0
2012	Seattle	14/4	29	366	12.6	50	3	0	0	0.0	0	0
2013	Seattle	16/9	50	778	15.6	52	5	2	6	3.0	0	0
2014	Seattle	16/16	66	825	12.5	49	3	1	8	8.0	8	0
2015	Seattle	16/16	78	1,069	13.7	80t	14	0	0	0.0	0	0
2016	Seattle	16/15	94	1,128	12.0	59	7	3	2	0.7	4	0
2017	Seattle	5/5	27	284	10.5	36	1	1	-3	-3.0	-3	0
<b>NFL TOTALS</b>		<b>99/66</b>	<b>395</b>	<b>5,238</b>	<b>13.3</b>	<b>80t</b>	<b>37</b>	<b>8</b>	<b>11</b>	<b>1.4</b>	<b>8</b>	<b>0</b>

### POSTSEASON

	Club	G/S	Receiving				Att	Rushing				
			No	Yds	Avg	LG		TD	Yds	Avg	LG	TD
2012	Seattle	2/0	3	45	15.0	33	0	0	0	0.0	0	0
2013	Seattle	3/2	13	202	15.5	51	1	0	0	0.0	0	0
2014	Seattle	3/3	10	147	14.7	35	2	1	0	0.0	0	0
2015	Seattle	2/2	13	124	9.5	22	1	0	0	0.0	0	0
2016	Seattle	2/1	16	184	11.5	42	2	2	7	3.5	6	0
<b>NFL TOTALS</b>		<b>12/8</b>	<b>55</b>	<b>702</b>	<b>12.8</b>	<b>51</b>	<b>6</b>	<b>2</b>	<b>6</b>	<b>3.0</b>	<b>6</b>	<b>0</b>

## BALDWIN'S SINGLE-GAME HIGHS

**Most Receptions:** 13, at Arizona (9/24/16) **Most Receiving Yards:** 171, at Arizona (9/24/16)  
**Longest Reception:** 80t, vs. Pittsburgh (11/29/15) **Most Touchdowns:** 3, 2 Times, Last at Balt (12/13/15)

### ADDITIONAL STATS

**Special Teams: 2011:** Blocked punt (1 vs. St. Louis 12/12/11); Kickoff returns (1 for 37 yards vs. St. Louis 12/12/11). **2012:** Tackles 1. Kickoff returns (1 for 3 yards at Carolina 10/7/12). **2013:** Kickoff returns (2 for 57 yards - long 37 - vs. Arizona 12/22/13). **2014:** Kickoff returns (5 for 81 yards - 16.2 avg. - 24 long); Punt returns (6 for 42 yards - 7.0 avg. - 38 long); Blocked punt (1 vs. Dallas 10/12/14). **Passing: 2016:** 1-1 for 15 yards and a TD; **Career:** 1-1 for 15 yards and a TD.

**Postseason Special Teams: 2014:** Tackles 1. Kickoff returns (3 for 58 yards - 19.3 avg. - 28 long).

## BALDWIN'S GAME-BY-GAME RECEIVING

2011	Opponent	No	Yds	Avg	LG	TD	2012	Opponent	No	Yds	Avg	LG	TD		
9/11	at San Francisco	4	83	20.8	55t	1	9/9	at Arizona	2	5	2.5	4	0		
9/18	at Pittsburgh	1	4	4.0	4	0	9/16	Dallas	1	8	8.0	8	0		
9/25	Arizona	2	23	11.5	20	0	9/24	GB	Inactive (shoulder)						
10/2	Atlanta	5	84	16.8	30	0	9/30	at St. Louis	1	10	10.0	10	0		
10/9	at NY Giants	8	136	17.0	27t	1	10/7	at Carolina	3	37	12.3	19	0		
10/23	at Cleveland	0	0	0.0	0	0	10/14	New England	2	74	37.0	50	1		
10/20	Cincinnati	5	73	14.6	31	0	10/18	at San Francisco	2	15	7.5	8	0		
11/6	at Dallas	3	31	10.3	25	0	10/28	at Detroit	Inactive (ankle)						
11/13	Baltimore	1	50	50.0	50	0	11/4	Minnesota	1	6	6.0	6	0		
11/20	at St. Louis	3	60	20.0	35	0	11/11	N.Y. Jets	3	42	14.0	18	0		
11/27	Washington	5	60	12.0	24	0	11/25	at Miami	1	14	14.0	14	0		
12/1	Philadelphia	1	21	21.0	21	0	12/2	at Chicago	4	46	11.5	20	0		
12/12	St. Louis	7	93	13.3	29t	1	12/9	Arizona	2	29	14.5	27	0		
12/18	at Chicago	1	13	13.0	13	0	12/16	at Buffalo	1	8	8.0	8	0		
12/24	San Francisco	2	17	8.5	13t	1	12/23	San Francisco	4	53	13.3	43	2		
1/1	at Arizona	3	40	13.3	21	0	12/30	St. Louis	2	19	9.5	12	0		
<b>TOTALS (16/1)</b>		<b>51</b>	<b>788</b>	<b>15.5</b>	<b>55t</b>	<b>4</b>	<b>TOTALS (14/4)</b>		<b>29</b>	<b>366</b>	<b>12.6</b>	<b>50</b>	<b>3</b>		
	1/6	at Washington	2	39	19.5	33	0		1/13	at Atlanta	1	6	6.0	6	0
	<b>PLAYOFF TOTALS (2/0)</b>		<b>3</b>	<b>45</b>	<b>15.0</b>	<b>33</b>	<b>0</b>								

2013	Opponent	No	Yds	Avg	LG	TD	2014	Opponent	No	Yds	Avg	LG	TD
9/8	at Carolina	7	91	13.0	25	0	9/4	Green Bay	3	14	4.7	6	0
9/15	San Francisco	1	51	51.0	51	0	9/14	at San Diego	3	35	11.7	16	0
9/22	Jacksonville	1	35	35.0	35t	1	9/21	Denver	4	56	14.0	16	0
9/29	at Houston	3	39	13.0	24	0	10/6	at Washington	4	50	12.5	20	0
10/6	at Indianapolis	5	80	16.0	27	0	10/12	Dallas	2	32	16.0	20	0
10/13	Tennessee	4	48	12.0	28	0	10/19	at St. Louis	7	123	17.6	49	1
10/17	at Arizona	1	16	16.0	16	0	10/26	at Carolina	6	61	10.2	18	0
10/28	at St. Louis	1	12	12.0	12	0	11/2	Oakland	5	38	7.6	20	0
11/3	Tampa Bay	6	75	12.5	28	1	11/9	N.Y. Giants	4	31	7.8	14	0
11/10	at Atlanta	5	76	15.2	30	0	11/16	at Kansas City	6	45	7.5	23	1
11/17	Minnesota	2	63	31.5	44	1	11/23	Arizona	2	6	3.0	3	0
12/2	New Orleans	4	77	19.3	52	1	11/27	at San Francisco	2	28	14.0	24	0
12/8	at San Francisco	3	36	12.0	14	0	12/7	at Philadelphia	5	97	19.4	25	1
12/15	at N.Y. Giants	6	71	11.8	25	1	12/14	San Francisco	3	53	17.7	35	0
12/22	Arizona	1	8	8.0	8	0	12/21	at Arizona	7	113	16.1	49	0
12/29	St. Louis	0	0	0.0	0	0	12/28	St. Louis	3	43	14.3	38	0
<b>TOTALS (16/9)</b>		<b>50</b>	<b>778</b>	<b>15.6</b>	<b>52</b>	<b>5</b>	<b>TOTALS (16/16)</b>		<b>66</b>	<b>825</b>	<b>12.5</b>	<b>49</b>	<b>3</b>
1/11	New Orleans	2	30	15.0	24	0	1/10	Carolina	3	38	12.7	16t	1
1/19	San Francisco	6	106	17.7	51	0	1/18	Green Bay	6	106	17.7	35	0
2/2	Denver	5	66	13.2	37	1	2/1	New England	1	3	3.0	3t	1
<b>PLAYOFF TOTALS (3/2)</b>		<b>13</b>	<b>202</b>	<b>15.5</b>	<b>51</b>	<b>1</b>	<b>PLAYOFF TOTALS (3/3)</b>		<b>10</b>	<b>147</b>	<b>14.7</b>	<b>35</b>	<b>2</b>

2015	Opponent	No	Yds	Avg	LG	TD	2016	Opponent	No	Yds	Avg	LG	TD
9/13	at St. Louis	7	35	5.0	8	0	9/11	Miami	9	92	10.2	22	1
9/20	at Green Bay	7	92	13.1	32	1	9/18	at L.A. Rams	3	20	6.7	8	0
9/27	Chicago	3	35	11.7	22	0	9/25	San Francisco	8	164	20.5	59	1
10/5	Detroit	3	36	12.0	24t	1	10/2	at N.Y. Jets	4	54	13.5	38	0
10/11	at Cincinnati	3	70	23.3	46	0	10/16	Atlanta	4	31	7.8	11	0
10/18	Carolina	3	23	7.7	14	0	10/23	at Arizona	6	69	11.5	27	0
10/22	at San Francisco	2	19	9.5	15	0	10/30	at New Orleans	4	51	12.8	27	0
11/1	at Dallas	3	35	11.7	15	0	11/7	Buffalo	6	89	14.8	50	0
11/15	Arizona	7	134	19.1	33	1	11/13	at New England	6	59	9.8	18t	3
11/22	San Francisco	6	60	10.0	21	0	11/20	Philadelphia	4	104	26.0	44	0
11/29	Pittsburgh	6	145	24.2	80t	3	11/27	at Tampa Bay	7	34	4.9	12	0
12/6	at Minnesota	5	94	18.8	53t	2	12/4	Carolina	7	65	9.3	29	0
12/13	at Baltimore	6	82	13.7	22t	3	12/11	at Green Bay	6	46	7.7	10	0
12/20	Cleveland	4	45	11.3	27	2	12/15	L.A. Rams	5	35	7.0	17	1
12/27	St. Louis	8	118	14.8	28	1	12/24	Arizona	13	171	13.2	42t	1
1/3	at Arizona	5	46	9.2	15	0	1/1	at San Francisco	2	44	22.0	41	0
<b>TOTALS (16/16)</b>		<b>78</b>	<b>1,069</b>	<b>13.7</b>	<b>80t</b>	<b>14</b>	<b>TOTALS (16/15)</b>		<b>94</b>	<b>1,128</b>	<b>12.0</b>	<b>59</b>	<b>7</b>
1/10	at Minnesota	5	42	8.4	22	1	1/7	Detroit	11	104	9.5	42	1
1/17	at Carolina	8	82	10.3	20	0	1/14	at Atlanta	5	80	16.0	31t	1
<b>PLAYOFF TOTALS (2/2)</b>		<b>13</b>	<b>124</b>	<b>9.5</b>	<b>22</b>	<b>1</b>	<b>TOTALS (2/1)</b>		<b>16</b>	<b>184</b>	<b>11.5</b>	<b>42</b>	<b>2</b>



47

## DAVID BASS

DEFENSIVE END

Height	6-4
Weight	267
College	Missouri Western State
Seasons	NFL 5th, Seahawks 1st
Born	September 11, 1990
Hometown	St. Louis, Mo.



79

## ISAIAH BATTLE

TACKLE

Height	6-7
Weight	290
College	Clemson
Seasons	NFL 3rd, Seahawks 1st
Born	February 10, 1993
Hometown	Brooklyn, N.Y.

### BASS' 2017 SEASON

Waived on September 19. **at GB (9/10):** Assisted on one tackle in Seahawks debut.

#### BASS' 2017 GAME-BY-GAME

Game	G/S	T	S	A	QB	Yds.	QH	Int.	Yds.	PD	FF	FR	Yds.
at GB (9/10)	1/0	1	0	1	0.0	0.0	0	0	0	0	0	0	0
SF (9/17)	1/0	0	0	0	0.0	0.0	0	0	0	0	0	0	0
<b>Totals</b>	<b>2/0</b>	<b>1</b>	<b>0</b>	<b>1</b>	<b>0.0</b>	<b>0.0</b>	<b>0</b>	<b>0</b>	<b>0</b>	<b>0</b>	<b>0</b>	<b>0</b>	<b>0</b>

### BASS' NFL RECORD

Club	G/S	Tackles			Sacks		Interceptions								
		Tkl	So	Ast	QB	Yds	No	Yds	Avg	LG	TD	PD	FF	FR	Yds
2013 Chicago	12/1	23	9	14	1.0	9.0	1	24	24.0	24t	1	2	0	0	0
2014 Chicago	8/1	9	5	4	3.0	34.0	0	0	0.0	0	0	0	1	0	0
2015 Tennessee	16/7	42	23	19	1.5	11.5	1	8	8.0	8	0	5	0	2	0
2016 Tennessee	13/0	16	8	8	0.0	0.0	0	0	0.0	0	0	0	0	0	0
2017 Seattle	2/0	1	0	1	0.0	0.0	0	0	0.0	0	0	0	0	0	0
<b>NFL TOTALS</b>	<b>51/9</b>	<b>91</b>	<b>45</b>	<b>46</b>	<b>5.5</b>	<b>54.5</b>	<b>2</b>	<b>32</b>	<b>16.0</b>	<b>24t</b>	<b>1</b>	<b>7</b>	<b>1</b>	<b>2</b>	<b>0</b>

#### BASS' SINGLE-GAME HIGHS

**Tackles:** 7, at Indianapolis (1/3/15)      **FF:** 1, vs. Tampa Bay (11/23/14)  
**Sacks:** 1.0, 5 Times, Last at Indianapolis (1/3/15)      **FR:** 1, 2 Times, Last vs. Houston (12/27/15)  
**INT:** 1, 2 Times, Last vs. Atlanta (10/25/15)  
**INT TD:** 1, vs. Baltimore (11/17/13)

#### ADDITIONAL STATS

**Special Teams Tackles:** 2015 (8), 2016 (6); **Career:** (14).

#### NFL TRANSACTIONS:

07/09/15: Drafted by St. Louis Rams in the Supplemental Draft in 2015  
 09/05/15: Waived by St. Louis  
 09/07/15: Signed to St. Louis PS  
 11/17/15: Signed by St. Louis as FA  
 09/03/16: Waived by L.A. Rams  
 09/04/16: Signed with L.A. Rams PS  
 01/03/17: Signed reserve/future contract with Kansas City  
 02/06/17: Activated from reserve by Kansas City  
 09/02/17: Traded to Seattle

#### NFL CAREER HIGHLIGHTS:

- Originally entered the NFL as a fifth-round pick of the NFL's Supplemental Draft with the St. Louis Rams in 2015.
- Second-year offensive lineman enters his first season with the Seahawks in 2017. Was inactive for seven games in 2015 with the Rams and spent 12 weeks in 2016 on the Rams' practice squad.

**COLLEGE:** A standout at Clemson University, Battle tallied 32 knockdowns in 1,336 snaps across 27 games (15 starts). Finished Clemson career rank-

ing eighth all-time in snaps by an offensive tackle. Named preseason fourth-team All-ACC by Athlon prior to Junior season. Two-time letter recipient.

**PERSONAL:** Attended Blue Ridge (Va.) High School, where he collected several accolades as a senior: was a two-time first-team all-state selection, first-team All-Virginia Independent Conference selection and was named all-conference as an offensive and defensive lineman. Also competed in basketball as a prep at Fork Union Military Academy and Blue Ridge High School. Majored in parks, recreation & tourism management at Clemson. Born February 10, 1993. Native of Brooklyn N.Y.

### BATTLE'S NFL RECORD

Year	Team	GP/GS	Postseason
2015	St. Louis	0/0	0/0
2016	LA Rams	0/0	0/0
2017	Seattle	0/0	0/0
<b>NFL TOTALS</b>		<b>0/0</b>	<b>0/0</b>

### BATTLE'S 2017 SEASON

**at GB (9/10):** Inactive. **SF (9/17):** Inactive. **at Ten (9/24):** Inactive. **Indy (10/1):** Inactive. **at LA (10/8):** Inactive.



72

MICHAEL BENNETT

DEFENSIVE END

**Height** 6-4  
**Weight** 274  
**College** Texas A&M  
**Seasons** NFL 9th, Seahawks 5th  
**Born** November 13, 1985  
**Hometown** Alief, Texas

## BENNETT'S 2017 SEASON

**at GB (9/10):** Led team with 1.5 sacks and had three total tackles. **SF (9/17):** Had three tackles, including a sack and pass defended. **at Ten (9/24):** Had three solo stops, all for loss. **Indy (10/1):** Assisted on two tackles, including a sack. Had three QB hits. **at LA (10/8):** Had a sack and two QB hits.

### BENNETT'S 2017 GAME-BY-GAME

Game	G/S	T	S	A	QB	Yds.	QH	Int.	Yds.	PD	FF	FR	Yds.
at GB (9/10)	1/1	3	2	1	1.5	9.5	2	0	0	0	0	0	0
SF (9/17)	1/1	3	2	1	1.0	4.0	2	0	0	1	0	0	0
at Ten (9/24)	1/1	3	3	0	0.0	0.0	0	0	0	0	0	0	0
Indy (10/1)	1/1	2	0	2	0.5	7.0	3	0	0	0	0	0	0
at LA (10/8)	1/1	4	3	1	1.0	10.0	2	0	0	0	0	0	0
<b>Totals</b>	<b>5/5</b>	<b>15</b>	<b>10</b>	<b>5</b>	<b>4.0</b>	<b>30.5</b>	<b>9</b>	<b>0</b>	<b>0</b>	<b>1</b>	<b>0</b>	<b>0</b>	<b>0</b>

## BENNETT'S NFL RECORD

Club	G/S	Tackles			Sacks		Interceptions									
		Tkl	So	Ast	QB	Yds	No	Yds	Avg	LG	TD	PD	FF	FR	Yds	
2009 Tampa Bay	7/0	5	4	1	1.0	5.0	0	0	0.0	0	0	0	0	0	0	0
2010 Tampa Bay	13/2	21	14	7	1.0	2.0	0	0	0.0	0	0	0	0	0	0	
2011 Tampa Bay	14/10	47	32	15	4.0	25.0	0	0	0.0	0	0	0	1	2	0	
2012 Tampa Bay	16/16	41	34	7	9.0	57.0	0	0	0.0	0	0	2	3	0	0	
2013 Seattle	16/3	31	17	14	8.5	59.5	0	0	0.0	0	0	0	1	1	22	
2014 Seattle	16/16	39	27	12	7.0	38.0	0	0	0.0	0	0	0	1	0	0	
2015 Seattle	16/16	52	33	19	10.0	61.0	0	0	0.0	0	0	0	2	0	0	
2016 Seattle	11/11	34	23	11	5.0	40.0	0	0	0.0	0	0	0	0	0	0	
2017 Seattle	5/5	15	10	5	4.0	30.5	0	0	0.0	0	0	1	0	0	0	
<b>NFL TOTALS</b>	<b>114/79</b>	<b>285</b>	<b>194</b>	<b>91</b>	<b>49.5</b>	<b>318.0</b>	<b>0</b>	<b>0</b>	<b>0.0</b>	<b>0</b>	<b>0</b>	<b>3</b>	<b>8</b>	<b>3</b>	<b>22</b>	

### POSTSEASON

Club	G/S	Tackles			Sacks		Interceptions								
		Tkl	So	Ast	QB	Yds	No	Yds	Avg	LG	TD	PD	FF	FR	Yds
2013 Seattle	3/1	11	6	5	1.5	4.0	0	0	0.0	0	0	0	2	2	17
2014 Seattle	3/3	9	5	4	0.0	0.0	0	0	0.0	0	0	0	0	0	0
2015 Seattle	2/2	10	7	3	0.0	0.0	0	0	0.0	0	0	2	1	0	0
2016 Seattle	2/2	6	5	1	2.0	11.0	0	0	0.0	0	0	1	0	0	0
<b>NFL TOTALS</b>	<b>10/8</b>	<b>36</b>	<b>23</b>	<b>13</b>	<b>3.5</b>	<b>15.0</b>	<b>0</b>	<b>0</b>	<b>0.0</b>	<b>0</b>	<b>0</b>	<b>3</b>	<b>3</b>	<b>2</b>	<b>17</b>

### BENNETT'S SINGLE-GAME HIGHS

**Tackles:** 6, at Cincinnati (10/11/15)

**FF:** 1, 8 Times, Last vs. Cleveland (12/20/15)

**Sacks:** 3.5, at San Francisco (10/22/15)

**FR:** 1, 3 Times, Last vs. New Orleans (12/2/13)

**TDs:** 1, 22 yd FR vs. New Orleans (12/2/13)



**68** **JUSTIN BRITT**  
CENTER

Height 6-6  
Weight 315  
College Missouri  
Seasons NFL 4th, Seahawks 4th  
Born May 29, 1991  
Hometown Lebanon, Missouri

### BRITT'S 2017 SEASON

**at GB (9/10):** Started at center. **SF (9/17):** Started at center. **at Ten (9/24):** Started at center. **Indy (10/1):** Started at C and helped lead team to 477 total yards, including a season high 194 rushing yards.

### BRITT'S NFL RECORD

Year	Team	GP/GS	Postseason
2014	Seattle	16/16	2/2
2015	Seattle	16/16	2/2
2016	Seattle	15/15	2/2
2017	Seattle	5/5	
<b>NFL TOTALS</b>		<b>52/52</b>	<b>6/6</b>




**32** **CHRIS CARSON**  
RUNNING BACK

Height 5-11  
Weight 218  
College Oklahoma State  
NFL Seasons Rookie  
Born September 16, 1994  
Hometown Lilburn, Ga.

### CARSON'S 2017 SEASON

Placed on injured reserve (ankle) October 2. **at GB (9/10):** Started first-career game and rushed six times for 39 yards and caught one 10-yard pass. **SF (9/17):** Led team in rushing with 20 carries for 93 yards, including five carries for 41 yards on the Seahawks final drive which allowed the team to run out the final 4:47. Totaled 100 yards from scrimmage with a 7-yard reception. **at Ten (9/24):** Started at RB and had first-career TD on a 10-yard reception. **Indy (10/1):** Rushed 12 times for 42 yards and had three receptions for 24 yards before leaving late in the game with a leg injury.

2017	Opponent	-----Rushing-----					-----Receiving-----					Total
		Att	Yds	Avg	LG	TD	Rec	Yds	Avg	LG	TD	
09/10	at Green Bay	6	39	6.5	30	0	1	10	10.0	10	0	49
09/17	San Francisco	20	93	4.7	16	0	1	7	7.0	7	0	100
09/24	at Tennessee	11	34	3.1	7	0	2	18	9.0	10t	1	52
10/01	Indianapolis	12	42	3.5	11	0	3	24	8.0	9	0	66
10/08	at L.A. Rams	Injured Reserve (ankle)										
<b>TOTALS (4/3)</b>		<b>49</b>	<b>208</b>	<b>4.2</b>	<b>30</b>	<b>0</b>	<b>7</b>	<b>59</b>	<b>8.4</b>	<b>10t</b>	<b>1</b>	<b>267</b>



31

## KAM CHANCELLOR

SAFETY

**Height** 6-3  
**Weight** 225  
**College** Virginia Tech  
**Seasons** NFL 7th, Seahawks 7th  
**Born** April 3, 1988  
**Hometown** Norfolk, Virginia

### CHANCELLOR'S 2017 SEASON

**at GB (9/10):** Notched four tackles (3 solo). **at Ten (9/24):** Finished third on team with seven tackles (all solo). **Indy (10/1):** Part of a defense that limited the Colts to 32 total yards in the second half, including zero passing. **at LA (10/8):** Part of a defense that limited the NFL's top scoring offense (35.5) to just 10 points, including zero over the final 40 minutes.

#### CHANCELLOR'S 2017 GAME-BY-GAME

Game	G/S	T	S	A	QB	Yds.	QH	Int.	Yds.	PD	FF	FR	Yds.
at GB (9/10)	1/1	4	3	1	0.0	0.0	0	0	0	0	0	0	0
SF (9/17)	1/1	4	0	4	0.0	0.0	0	0	0	0	0	0	0
at Ten (9/24)	1/1	7	7	0	0.0	0.0	0	0	0	0	0	0	0
Indy (10/1)	1/1	5	4	1	0.0	0.0	0	0	0	0	0	0	0
at LA (10/8)	1/1	4	3	1	0.0	0.0	0	0	0	1	0	0	0
<b>Totals</b>	<b>5/5</b>	<b>24</b>	<b>17</b>	<b>7</b>	<b>0.0</b>	<b>0.0</b>	<b>0</b>	<b>0</b>	<b>0</b>	<b>1</b>	<b>0</b>	<b>0</b>	<b>0</b>

**Additional Stats:** Special Teams Tackles: 1.

### CHANCELLOR'S NFL RECORD

Club	G/S	Tackles			Sacks		Interceptions								
		Tkl	So	Ast	QB	Yds	No	Yds	Avg	LG	TD	PD	FF	FR	Yds
2010 Seattle	16/0	12	10	2	1.0	3.0	0	0	0.0	0	0	1	0	0	0
2011 Seattle	15/15	94	73	21	1.0	10.0	4	27	6.7	9	0	13	1	1	0
2012 Seattle	16/16	94	71	23	0.0	0.0	0	0	0.0	0	0	5	1	1	0
2013 Seattle	16/16	93	61	32	0.0	0.0	3	78	26.0	32	0	6	1	0	0
2014 Seattle	14/14	76	58	18	0.0	0.0	1	52	52.0	52	0	6	1	0	0
2015 Seattle	11/11	74	44	30	0.0	0.0	2	6	3.0	6	0	4	1	0	0
2016 Seattle	12/12	80	46	34	0.0	0.0	2	5	2.5	5	0	8	1	0	0
2017 Seattle	5/5	24	17	7	0.0	0.0	0	0	0.0	0	0	1	0	0	0
<b>NFL TOTALS</b>	<b>105/89</b>	<b>547</b>	<b>380</b>	<b>167</b>	<b>2.0</b>	<b>13.0</b>	<b>12</b>	<b>168</b>	<b>14.0</b>	<b>52</b>	<b>0</b>	<b>44</b>	<b>6</b>	<b>2</b>	<b>0</b>

#### POSTSEASON

Club	G/S	Tackles			Sacks		Interceptions								
		Tkl	So	Ast	QB	Yds	No	Yds	Avg	LG	TD	PD	FF	FR	Yds
2010 Seattle	2/0	0	0	0	0.0	0.0	0	0	0.0	0	0	0	0	0	0
2012 Seattle	2/2	9	4	5	0.0	0.0	0	0	0.0	0	0	0	0	0	0
2013 Seattle	3/3	34	14	20	0.0	0.0	2	2	1.0	2	0	6	0	0	0
2014 Seattle	3/3	25	19	6	0.0	0.0	1	90	90.0	90t	1	1	0	0	0
2015 Seattle	2/1	8	4	4	0.0	0.0	0	0	0.0	0	0	1	1	0	0
2016 Seattle	2/2	15	12	3	0.0	0.0	0	0	0	0	0	0	0	0	0
<b>NFL TOTALS</b>	<b>14/11</b>	<b>91</b>	<b>53</b>	<b>38</b>	<b>0.0</b>	<b>0.0</b>	<b>3</b>	<b>92</b>	<b>30.7</b>	<b>90t</b>	<b>1</b>	<b>8</b>	<b>1</b>	<b>0</b>	<b>0</b>

#### CHANCELLOR'S SINGLE-GAME HIGHS

**Tackles:** 19\* vs. Arizona (11/15/15)      **FF:** 1, 6 Times, Last at New England (11/13/16)  
**Sacks:** 1, 2 Times, Last at Cleveland (10/23/11)      **FR:** 1, 2 Times, Last vs. San Francisco (12/23/12)  
**Interceptions:** 1, 12 Times, Last at Tampa Bay (11/27/16)

#### ADDITIONAL STATS

**Special Teams Tackles:** 2010 (11, FF), 2011 (3, FF), 2012 (6, FR) 2013 (6), 2014 (2), 2015 (2), 2016 (5), 2017 (1); **Career: 36, 2 FF, 1 FR.**  
**Postseason:** 2010 (1), 2012 (1), 2014 (1), 2015 (1), 2016 (1); **Career:** (5).

\* Club Record



55

**FRANK CLARK**  
DEFENSIVE END

**Height** 6-3  
**Weight** 260  
**College** Michigan  
**Seasons** NFL 3rd, Seahawks 3rd  
**Born** June 14, 1993  
**Hometown** Cleveland, Ohio

## CLARK'S 2017 SEASON

**at GB (9/10):** Assisted on one of Seattle's four sacks. **SF (9/17):** Had two solo stops, including a sack that was marked just short of being called a safety. Had four tackles (2 solo) and a QB hit. **at LA (10/8):** Started in place of Cliff Avril (neck) and had three solo stops, including a sack and FF with 2:57 to play in the game that led to a Seahawks FG and a 16-10 lead. Also had a pass defended.

### CLARK'S 2017 GAME-BY-GAME

Game	G/S	T	S	A	QB	Yds.	QH	Int.	Yds.	PD	FF	FR	Yds.
at GB (9/10)	1/0	1	0	1	0.5	3.5	1	0	0	0	0	0	0
SF (9/17)	1/0	2	2	0	1.0	6.0	1	0	0	0	0	0	0
at Ten (9/24)	1/0	1	0	1	0.0	0.0	0	0	0	0	0	0	0
Indy (10/1)	1/0	4	2	2	0.0	0.0	1	0	0	0	0	0	0
at LA (10/8)	1/1	3	3	0	1.0	3.0	2	0	0	1	1	0	0
<b>Totals</b>	<b>5/1</b>	<b>11</b>	<b>7</b>	<b>4</b>	<b>2.5</b>	<b>12.5</b>	<b>5</b>	<b>0</b>	<b>0</b>	<b>1</b>	<b>1</b>	<b>0</b>	<b>0</b>

## CLARK'S NFL RECORD

Club	G/S	Tackles			Sacks		Interceptions								
		Tkl	So	Ast	QB	Yds	No	Yds	Avg	LG	TD	PD	FF	FR	Yds
2015 Seattle	15/0	16	15	1	3.0	16.0	0	0	0.0	0	0	2	1	0	0
2016 Seattle	15/5	47	25	22	10.0	68.5	0	0	0.0	0	0	1	2	1	27
2017 Seattle	5/1	11	7	4	2.5	12.5	0	0	0.0	0	0	1	1	0	0
<b>NFL TOTALS</b>	<b>35/6</b>	<b>74</b>	<b>47</b>	<b>27</b>	<b>15.5</b>	<b>97.0</b>	<b>0</b>	<b>0</b>	<b>0.0</b>	<b>0</b>	<b>0</b>	<b>4</b>	<b>4</b>	<b>1</b>	<b>27</b>

### POSTSEASON

Club	G/S	Tackles			Sacks		Interceptions								
		Tkl	So	Ast	QB	Yds	No	Yds	Avg	LG	TD	PD	FF	FR	Yds
2015 Seattle	2/0	3	2	1	1.0	10.0	0	0	0.0	0	0	1	0	0	0
2016 Seattle	2/0	1	1	0	1.0	6.0	0	0	0.0	0	0	0	1	0	0
<b>NFL TOTALS</b>	<b>4/0</b>	<b>4</b>	<b>3</b>	<b>1</b>	<b>2.0</b>	<b>16.0</b>	<b>0</b>	<b>0</b>	<b>0.0</b>	<b>0</b>	<b>0</b>	<b>1</b>	<b>1</b>	<b>0</b>	<b>0</b>

## CLARK'S SINGLE-GAME HIGHS

**Tackles:** 6, at New Orleans (10/30/16)      **FF:** 1, 4 Times, at L.A. Rams (10/8/17)  
**Sacks:** 2, 2 Times, Last at L.A. (9/18/16)      **FR:** 1 at San Francisco (1/11/17)  
**Interceptions:** None





28

## JUSTIN COLEMAN

### CORNERBACK

Height	5-11
Weight	190
College	Tennessee
Seasons	NFL 3rd, Seahawks 1st
Born	March 27, 1993
Hometown	Brunswick, Ga.

#### NFL TRANSACTIONS:

05/08/15: Signed with Minnesota as undrafted rookie free agent  
 08/31/15: Waived by Minnesota  
 09/04/15: Signed with New England as FA  
 09/05/15: Waived by New England  
 09/07/15: Signed to Seattle PS  
 09/09/15: Released from Seattle PS  
 09/09/15: Signed with New England as FA  
 04/12/16: Re-signed with New England  
 03/16/17: Re-signed with New England  
 09/01/17: Traded to Seattle

#### NFL CAREER HIGHLIGHTS:

• Originally signed with Minnesota as an undrafted free agent in 2015.

• Played in 20 games with 3 starts for the Patriots from 2015-16. Tallied 29 tackles (25 solo), 8 passes defended and 1 fumble recovery.

• Played in two postseason games in the 2015 season, logging 7 tackles (7 solo) and 2 passes defended.

**COLLEGE:** Started 38-of-50 games he appeared in at Tennessee and compiled five interceptions in his collegiate career. As a senior in 2014, tied for fourth in the SEC with four interceptions. Became the first true freshman DB to start for the Vols since Eric Berry.

**PERSONAL:** Participated in track and field in addition to football in high school. Born March 27, 1993.

## COLEMAN'S 2017 SEASON

at GB (9/10): Saw action as an extra defensive back and on special teams. Had two solo stops and a pass defended. SF (9/17): Saw action on special teams and had one stop. at Ten (9/24): Saw limited action at CB and on special teams. Indy (10/1): Forced into action at CB early in the game when Jeremy Lane exited the game (groin). Intercepted and scored first-career TD on a 28-yard return to give Seattle a 10-2 lead early in the second quarter.

### COLEMAN'S 2017 GAME-BY-GAME

Game	G/S	T	S	A	QB	Yds.	QH	Int.	Yds.	PD	FF	FR	Yds.
at GB (9/10)	1/0	2	2	0	0.0	0.0	0	0	0	1	0	0	0
SF (9/17)	1/0	Special Teams Only											
at Ten (9/24)	1/0	0	0	0	0.0	0.0	0	0	0	0	0	0	0
Indy (10/1)	1/0	1	1	0	0.0	0.0	0	1	28t	1	0	0	0
at LA (10/8)	1/1	2	2	0	0.0	0.0	0	0	0	0	0	0	0
<b>Totals</b>	<b>5/1</b>	<b>5</b>	<b>5</b>	<b>0</b>	<b>0.0</b>	<b>0.0</b>	<b>0</b>	<b>1</b>	<b>28t</b>	<b>2</b>	<b>0</b>	<b>0</b>	<b>0</b>

**Additional Stats:** Special Teams Tackles: 3. Touchdowns: 1, 28-yard INT return.

## COLEMAN'S NFL RECORD

Club	G/S	Tackles			Sacks		Interceptions								
		Tkl	So	Ast	QB	Yds	No	Yds	Avg	LG	TD	PD	FF	FR	Yds
2015 New England	10/2	21	17	4	0.0	0.0	0	0	0.0	0	0	5	0	1	0
2016 New England	10/1	8	8	0	0.0	0.0	0	0	0.0	0	0	3	0	0	0
2017 Seattle	5/1	5	5	0	0.0	0.0	1	28	28.0	28t	1	2	0	0	0
<b>NFL TOTALS</b>	<b>25/4</b>	<b>34</b>	<b>30</b>	<b>4</b>	<b>0.0</b>	<b>0.0</b>	<b>1</b>	<b>28</b>	<b>28.0</b>	<b>28t</b>	<b>1</b>	<b>10</b>	<b>0</b>	<b>1</b>	<b>0</b>

### POSTSEASON

Club	G/S	Tackles			Sacks		Interceptions								
		Tkl	So	Ast	QB	Yds	No	Yds	Avg	LG	TD	PD	FF	FR	Yds
2015 New England	2/0	7	7	0	0.0	0.0	0	0	0.0	0	0	2	0	0	0
<b>NFL TOTALS</b>	<b>2/0</b>	<b>7</b>	<b>7</b>	<b>0</b>	<b>0.0</b>	<b>0.0</b>	<b>0</b>	<b>0</b>	<b>0.0</b>	<b>0</b>	<b>0</b>	<b>2</b>	<b>0</b>	<b>0</b>	<b>0</b>


### COLEMAN'S SINGLE-GAME HIGHS

**Tackles:** 5, vs. Miami (10/29/15)  
**Sacks:** None  
**INT:** 1, vs. Indianapolis (10/1/17)

**FF:** None  
**FR:** 1, at N.Y. Giants (11/15/15)  
**TDs:** 1, vs. Indianapolis (10/1/17) INT

### ADDITIONAL STATS

**Special Teams Tackles:** 2017 (3); **Career:** 3.



84

## AMARA DARBOH

WIDE RECEIVER

Height	6-2
Weight	219
College	Michigan
NFL Seasons	Rookie
Born	February 1, 1994
Hometown	West Des Moines, Iowa
Pronunciation	uh-MAR-uh DAR-bo

### DARBOH'S 2017 SEASON

at GB (9/10): Saw action at WR and had one target. SF (9/17): Recorded first-career reception.

2017	Opponent	No	Yds	Avg	LG	TD
09/10	at Green Bay	0	0	0.0	0	0
09/17	San Francisco	1	16	16.0	16	0
09/24	at Tennessee	0	0	0.0	0	0
10/01	Indianapolis	2	10	5.0	5	0
10/08	at L.A. Rams	0	0	0.0	0	0
<b>TOTALS (5/0)</b>		<b>3</b>	<b>26</b>	<b>8.7</b>	<b>16</b>	<b>0</b>



6

## AUSTIN DAVIS

### QUARTERBACK

**Height** 6-2  
**Weight** 221  
**College** Southern Mississippi  
**Seasons** NFL 6th, Seahawks 1st  
**Born** June 2, 1989  
**Hometown** Collinsville, Miss.

## DAVIS' 2017 SEASON

at GB (9/10): Did not play. SF (9/17): Did not play. at Ten (9/24): Did not play. Indy (10/1): Did not play. at LA (10/8): Did not play.

2017 PASSING											
Date	Opponent	P/S	Att	Com	Yds	Pct	TD	Int	LG	Sacked	W/L Rating
09/10	at Green Bay	0/0			Did Not Play						
09/17	San Francisco	0/0			Did Not Play						
09/24	at Tennessee	0/0			Did Not Play						
10/01	Indianapolis	0/0			Did Not Play						
10/08	at L.A. Rams	0/0			Did Not Play						
<b>TOTALS</b>		<b>(0/0)</b>	<b>0</b>	<b>0</b>	<b>0</b>	<b>0.0</b>	<b>0</b>	<b>0</b>	<b>0</b>	<b>0/0</b>	<b>0.0</b>

*W/L record reflects games started only*

2017 RUSHING									
Date	Opponent	P/S	Att	Yds	Avg	LG	TD		
Games 1-5		(0/0)		Did Not Play					
<b>TOTALS</b>		<b>(0/0)</b>	<b>0</b>	<b>0</b>	<b>0.0</b>	<b>0</b>	<b>0</b>		

## A. DAVIS' NFL RECORD

PASSING											
Year	Club	G/S	Att	Comp	Yds	Pct	TD	Int	LG	Sacked	Rate
2012	St. Louis	0/0	0	0	0	0.0	0	0	0	0/0	0.0
2013	St. Louis	0/0	0	0	0	0.0	0	0	0	0/0	0.0
2014	St. Louis	10/8	284	180	2,001	63.4	12	9	59t	29/179	85.1
2015	Cleveland	3/2	94	56	547	59.6	1	3	42t	11/96	66.2
2016	Denver	0/0	0	0	0	0.0	0	0	0	0/0	0.0
2017	Seattle	0/0	0	0	0	0.0	0	0	0	0/0	0.0
<b>NFL TOTALS</b>		<b>13/10</b>	<b>378</b>	<b>236</b>	<b>2,548</b>	<b>62.4</b>	<b>13</b>	<b>12</b>	<b>59t</b>	<b>40/275</b>	<b>80.4</b>

RUSHING							
Year	Club	G/S	Att	Yds	Avg	LG	TD
2012	St. Louis	0/0	0	0	0.0	0	0
2013	St. Louis	0/0	0	0	0.0	0	0
2014	St. Louis	10/8	16	36	2.3	12	0
2015	Cleveland	3/2	7	33	4.7	17	0
2016	Denver	0/0	0	0	0.0	0	0
2017	Seattle	0/0	0	0	0.0	0	0
<b>NFL TOTALS</b>		<b>13/10</b>	<b>23</b>	<b>69</b>	<b>3.0</b>	<b>17</b>	<b>0</b>

## A. DAVIS' SINGLE-GAME HIGHS

<b>Attempts:</b>	49 at Philadelphia	(10/5/14)
<b>Completions:</b>	30 vs. Dallas	(9/21/14)
<b>Completion %:*</b>	85.0 vs. Seattle (17/20)	(10/19/14)
<b>Yards:</b>	375 at Philadelphia	(10/5/14)
<b>Longest, No TD:</b>	43, 2 Times, Last at Kansas City	(10/26/14)
<b>Longest TD:</b>	59 at Arizona	(11/9/14)
<b>Most TDs:</b>	3, 2 Times, Last at Philadelphia	(10/5/14)
<b>Highest Pass Rating (Home):</b>	132.3 vs. Seattle	(10/19/14)
<b>Highest Pass Rating (Away):</b>	103.7 at Philadelphia	(10/5/14)
<b>Interceptions:</b>	2, 4 Times, Last vs. Pittsburgh	(1/3/16)
<b>Rushes:</b>	3, 4 Times Last vs. Pittsburgh	(1/3/16)
<b>Rushing Yds.:</b>	30 at Philadelphia	(10/5/14)
<b>Longest Rush:</b>	17 vs. Pittsburgh	(1/3/16)
<b>Rushing TD:</b>	None	

## A. DAVIS' GAME-BY-GAME

2012 PASSING											
Date	Opponent	P/S	Att	Com	Yds	Pct	TD	Int	LG	Sacked	W/L Rating
9/9	at Detroit				Did Not Play						
Games 2-16					Inactive						
<b>TOTALS</b>		<b>(0/0)</b>	<b>0</b>	<b>0</b>	<b>0</b>	<b>0.0</b>	<b>0</b>	<b>0</b>	<b>0</b>	<b>0/0</b>	<b>0.0</b>

*W/L record reflects games started only*

2013 PASSING											
Date	Opponent	P/S	Att	Com	Yds	Pct	TD	Int	LG	Sacked	W/L Rating
Games 1-7					Not with a team						
Games 8-16					Did Not Play						
<b>TOTALS</b>		<b>(0/0)</b>	<b>0</b>	<b>0</b>	<b>0</b>	<b>0.0</b>	<b>0</b>	<b>0</b>	<b>0</b>	<b>0/0</b>	<b>0.0</b>

*W/L record reflects games started only*

2014 PASSING											
Date	Opponent	P/S	Att	Com	Yds	Pct	TD	Int	LG	Sacked	W/L Rating
09/07	Minnesota	1/0	23	16	192	69.6	0	1	28	4/21	76.7
09/14	at Tampa Bay	1/1	29	22	235	75.9	0	0	27	2/15	W 99.1
09/21	Dallas	1/1	42	30	327	71.4	3	2	51t	0/0	L 98.0
10/05	at Philadelphia	1/1	49	29	375	59.2	3	0	43	4/34	L 103.7
10/13	San Francisco	1/1	42	21	236	50.0	1	1	39	5/20	L 65.2
10/19	Seattle	1/1	20	17	155	85.0	2	0	30	0/0	W 132.3
10/26	at Kansas City	1/1	25	15	160	60.0	1	1	43	7/44	L 75.4
11/02	at San Francisco	1/1	24	13	105	54.2	1	2	21t	1/3	W 44.6
11/09	at Arizona	1/1	30	17	216	56.7	1	2	59t	6/42	L 62.6
11/30	Oakland	1/0	0	0	0	0.0	0	0	0	0/0	0.0
<b>TOTALS</b>		<b>(10/8)</b>	<b>284</b>	<b>180</b>	<b>2,001</b>	<b>63.4</b>	<b>12</b>	<b>9</b>	<b>59t</b>	<b>29/179</b>	<b>3-5 85.1</b>

*W/L record reflects games started only*

2014 RUSHING							
Date	Opponent	P/S	Att	Yds	Avg	LG	TD
09/07	Minnesota	1/0	1	0	0.0	0	0
09/14	at Tampa Bay	1/1	1	0	0.0	0	0
09/21	Dallas	1/1	2	-1	-0.5	0	0
10/05	at Philadelphia	1/1	3	30	10.0	12	0
10/13	San Francisco	1/1	1	-1	-1.0	-1	0
10/19	Seattle	1/1	2	-2	-1.0	-1	0
10/26	at Kansas City	1/1	1	1	1.0	1	0
11/02	at San Francisco	1/1	2	9	4.5	10	0
11/09	at Arizona	1/1	3	0	0.0	3	0
11/30	Oakland	1/0	0	0	0.0	0	0
<b>TOTALS</b>		<b>(10/8)</b>	<b>16</b>	<b>36</b>	<b>2.3</b>	<b>12</b>	<b>0</b>

## A. DAVIS' GAME-BY-GAME

### 2015

#### PASSING

Date	Opponent	P/S	Att	Com	Yds	Pct	TD	Int	LG	Sacked	W/L	Rating
11/30	Baltimore	1/0	10	7	77	70.0	1	0	42t	1/8		125.8
12/06	Cincinnati	1/1	38	25	230	65.8	0	1	24	3/25	L	71.2
01/03/16	Pittsburgh	1/1	46	24	240	52.2	0	2	42	7/63	L	49.2
<b>TOTALS</b>		<b>(3/2)</b>	<b>94</b>	<b>56</b>	<b>547</b>	<b>59.6</b>	<b>1</b>	<b>3</b>	<b>42t</b>	<b>11/96</b>	<b>0-2</b>	<b>66.2</b>

W/L record reflects games started only

### 2015

#### RUSHING

Date	Opponent	P/S	Att	Yds	Avg	LG	TD
11/30	Baltimore	1/0	1	7	7.0	7	0
12/06	Cincinnati	1/1	3	4	1.3	8	0
1/3/16	Pittsburgh	1/1	3	22	7.3	17	0
<b>TOTALS</b>		<b>(3/2)</b>	<b>7</b>	<b>33</b>	<b>4.7</b>	<b>17</b>	<b>0</b>



52

## TERENCE GARVIN

### LINEBACKER

<b>Height</b>	<b>6-3</b>
<b>Weight</b>	<b>235</b>
<b>College</b>	<b>West Virginia</b>
<b>Seasons</b>	<b>NFL 5th, Seahawks 1st</b>
<b>Born</b>	<b>January 1, 1991</b>
<b>Hometown</b>	<b>Upper Marlboro, Md.</b>

## GARVIN'S 2017 SEASON

**at GB (9/10):** Started first game for Seattle and had three tackles, including a sack - first solo sack of his career. **SF (9/17):** Inactive (shoulder). **at Ten (9/24):** Saw action on special teams. **Indy (10/1):** Saw action on special teams and at LB in goal line. Assisted on one tackle. **at LA (10/8):** Had one special teams tackle.

### GARVIN'S 2017 GAME-BY-GAME

Game	G/S	T	S	A	QB	Yds.	QH	Int.	Yds.	PD	FF	FR	Yds.
at GB (9/10)	1/1	3	1	2	1.0	6.0	2	0	0	0	0	0	0
SF (9/17)	0/0	Inactive (shoulder)											
at Ten (9/24)	1/0	Special Teams Only											
Indy (10/1)	1/0	1	0	1	0.0	0.0	0	0	0	0	0	0	0
at LA (10/8)	1/0	Special Teams Only											
<b>Totals</b>	<b>4/1</b>	<b>4</b>	<b>1</b>	<b>3</b>	<b>1.0</b>	<b>6.0</b>	<b>2</b>	<b>0</b>	<b>0</b>	<b>0</b>	<b>0</b>	<b>0</b>	<b>0</b>

**Additional Stats:** Special teams tackles: 1.

## GARVIN'S NFL RECORD

Club	Tackles				Sacks		Interceptions								
	G/S	Tkl	So	Ast	QB	Yds	No	Yds	Avg	LG	TD	PD	FF	FR	Yds
2013 Pittsburgh	15/1	2	2	0	0.0	0.0	0	0	0.0	0	0	0	0	0	0
2014 Pittsburgh	16/0	0	0	0	0.0	0.0	0	0	0.0	0	0	0	0	0	0
2015 Pittsburgh	12/0	0	0	0	0.0	0.0	0	0	0.0	0	0	0	0	0	0
2016 Washington	16/0	8	6	2	0.5	4.0	0	0	0.0	0	0	0	0	0	0
2017 Seattle	4/1	4	1	3	1.0	6.0	0	0	0.0	0	0	0	0	0	0
<b>NFL TOTALS</b>	<b>63/2</b>	<b>14</b>	<b>9</b>	<b>5</b>	<b>1.5</b>	<b>10.0</b>	<b>0</b>	<b>0</b>	<b>0.0</b>	<b>0</b>	<b>0</b>	<b>0</b>	<b>0</b>	<b>0</b>	<b>0</b>

### POSTSEASON

Club	Tackles				Sacks		Interceptions								
	G/S	Tkl	So	Ast	QB	Yds	No	Yds	Avg	LG	TD	PD	FF	FR	Yds
2014 Pittsburgh	1/0	0	0	0	0.0	0.0	0	0	0.0	0	0	0	0	0	0
2015 Pittsburgh	2/0	0	0	0	0.0	0.0	0	0	0.0	0	0	0	0	0	0
<b>NFL TOTALS</b>	<b>3/0</b>	<b>0</b>	<b>0</b>	<b>0</b>	<b>0.0</b>	<b>0.0</b>	<b>0</b>	<b>0</b>	<b>0.0</b>	<b>0</b>	<b>0</b>	<b>0</b>	<b>0</b>	<b>0</b>	<b>0</b>

## GARVIN'S SINGLE-GAME HIGHS

**Tackles:** 5, at Chicago (12/24/16)  
**Sacks:** 1, at Green Bay (9/10/17)  
**INT:** None

**FF:** None  
**FR:** None

## ADDITIONAL STATS

**Special Teams Tackles:** 2013 (9), 2014 (15), 2015 (9), 2016 (8), 2017 (1); **Career:** (42).



**63** **MARK GLOWINSKI**  
GUARD


Height 6-4  
Weight 310  
College West Virginia  
Seasons NFL 3rd, Seahawks 3rd  
Born May 3, 1992  
Hometown Wilkes-Barre, Pa.

## GLOWINSKI'S 2017 SEASON

at GB (9/10): Started at RG. SF (9/17): Started at RG. at Ten (9/24): Inactive. Indy (10/1): Inactive. at LA (10/8): Inactive.

## GLOWINSKI'S NFL RECORD

Year	Team	GP/GS	Postseason
2015	Seattle	9/1	0/0
2016	Seattle	16/16	2/2
2017	Seattle	2/2	
<b>NFL TOTALS</b>		<b>27/19</b>	<b>2/2</b>



**88** **JIMMY GRAHAM**  
TIGHT END

Height 6-7  
Weight 265  
College Miami (Fla.)  
Seasons NFL 8th, Seahawks 3rd  
Born November 24, 1986  
Hometown Goldsboro, N.C.

## GRAHAM'S 2017 SEASON

at GB (9/10): Had three receptions for 8 yards. Reception total put him over 500 for his career. SF (9/17): Did not start when team opened in 3-WR set. at Ten (9/24): Finished second on team with seven receptions for 72 yards. at LA (10/8): Led team with six catches for 37 yards, including a 4-yard TD.

2017	Opponent	No	Yds	Avg	LG	TD
09/10	at Green Bay	3	8	2.7	6	0
09/17	San Francisco	1	1	1.0	1	0
09/24	at Tennessee	7	72	10.3	26	0
10/01	Indianapolis	4	61	15.3	33	0
10/08	at L.A. Rams	6	37	6.2	9	1
<b>TOTALS (5/4)</b>		<b>21</b>	<b>179</b>	<b>8.5</b>	<b>33</b>	<b>1</b>

## GRAHAM'S NFL RECORD

Year	Club	G/S	Receiving					Rushing				
			No	Yds	Avg	LG	TD	Att	Yds	Avg	LG	TD
2010	New Orleans	15/5	31	356	11.5	52	5	1	3	3.0	3	0
2011	New Orleans	16/11	99	1,310	13.2	59	11	0	0	0.0	0	0
2012	New Orleans	15/9	85	982	11.6	46	9	0	0	0.0	0	0
2013	New Orleans	16/12	86	1,215	14.1	56t	16	0	0	0.0	0	0
2014	New Orleans	16/13	85	889	10.5	29	10	0	0	0.0	0	0
2015	Seattle	11/11	48	605	12.6	45	2	0	0	0.0	0	0
2016	Seattle	16/15	65	923	14.2	42	6	1	0	0.0	0	0
2017	Seattle	5/4	21	179	8.5	33	1	0	0	0.0	0	0
<b>NFL TOTALS</b>		<b>110/80</b>	<b>520</b>	<b>6,459</b>	<b>12.5</b>	<b>59</b>	<b>60</b>	<b>2</b>	<b>3</b>	<b>1.5</b>	<b>0</b>	<b>0</b>
<b>POSTSEASON</b>												
Year	Club	G/S	Receiving					Rushing				
			No	Yds	Avg	LG	TD	Att	Yds	Avg	LG	TD
2011	New Orleans	2/2	12	158	13.2	66t	3	0	0	0.0	0	0
2013	New Orleans	2/1	4	52	13.0	21	0	0	0	0.0	0	0
2015	Seattle	Injured Reserve (knee)										
2016	Seattle	2/2	6	59	9.8	14	1	0	0	0.0	0	0
<b>NFL TOTALS</b>		<b>6/5</b>	<b>22</b>	<b>269</b>	<b>12.2</b>	<b>66t</b>	<b>4</b>	<b>0</b>	<b>0</b>	<b>0.0</b>	<b>0</b>	<b>0</b>

## GRAHAM'S SINGLE-GAME HIGHS

**Most Receptions:** 10, 5 Times, Last vs. SF (11/9/14)    **Most Receiving Yards:** 179, at Tampa Bay (9/15/13)  
**Longest Reception:** 59, at Jacksonville (10/2/11)    **Most TDs:** 2, 13 Times, Last vs. Buffalo (11/7/16)

## ADDITIONAL STATS

**Special Teams: 2010:** Tackles (1). **Career:** Tackles 1.

## 100-YARD RECEIVING GAMES (17)

Yards	Opponent	Date	Rec.	Avg.	LG	TD
179	Tampa Bay	9/15/13	10	17.9	56t	1
146	Atlanta	11/11/12	7	20.9	46	2
140	Carolina	10/18/15	8	17.5	45	0
135	at Chicago	10/6/13	10	13.5	38	0
134	Arizona	9/22/13	9	14.9	29	2
132	at Jacksonville	10/2/11	10	13.2	59	1
129	at Carolina	10/9/11	8	16.1	30	0
124	at Tampa Bay	10/16/11	7	17.7	43	0
118	at Cleveland	9/16/14	10	11.8	23	2
115	Carolina	12/30/12	9	12.8	27	1
115	at N.Y. Jets	11/3/13	9	12.9	51t	2
113	at N.Y. Jets	10/2/16	6	18.8	27	0
103	Buffalo	11/7/16	8	12.9	18t	2
100	Houston	9/25/11	4	25.0	32	1
100	Miami	9/30/13	4	25.0	43t	2
100	at Atlanta	11/21/13	5	20.0	44t	1
100	San Francisco	9/25/16	6	16.7	40	1

## GRAHAM'S GAME-BY-GAME RECEIVING

2010	Opponent	No	Yds	Avg	LG	TD	2011	Opponent	No	Yds	Avg	LG	TD
9/9	Minnesota						9/8	at Green Bay	4	56	14.0	21	1
9/20	at San Francisco	0	0	0.0	0	0	9/18	Chicago	6	79	13.2	31	0
9/26	Atlanta	0	0	0.0	0	0	9/25	Houston	4	100	25.0	32	1
10/3	Carolina	0	0	0.0	0	0	10/2	at Jacksonville	10	132	13.2	59	1
10/10	at Arizona	0	0	0.0	0	0	10/9	at Carolina	8	129	16.1	30	0
10/17	at Tampa Bay	1	11	11.0	11	0	10/16	at Tampa Bay	7	124	17.7	43	0
10/24	Cleveland	4	38	9.5	14	0	10/23	Indianapolis	6	54	9.0	16	2
10/31	Pittsburgh	0	0	0.0	0	0	10/30	at St. Louis	4	39	9.8	13	0
11/7	at Carolina	3	49	16.3	19t	1	11/6	Tampa Bay	6	78	13.0	23	0
11/21	Seattle	5	72	14.4	27	0	11/13	at Atlanta	7	82	11.7	29	1
11/25	at Dallas	3	23	7.7	14	0	11/28	N.Y. Giants	5	84	16.8	29t	2
12/5	at Cincinnati	3	72	24.0	52	0	12/4	Detroit	8	89	11.1	16	0
12/12	St. Louis	1	21	21.0	21	0	12/11	at Tennessee	5	55	11.0	33	0
12/19	at Baltimore	5	29	5.8	18t	2	12/18	at Minnesota	7	70	10.0	18	1
12/27	at Atlanta	4	26	6.5	10	1	12/26	Atlanta	4	42	10.5	17	1
1/2/11	Tampa Bay	2	15	7.5	11	1	1/1/12	Carolina	8	97	12.1	29	1
<b>TOTALS (15/5)</b>		<b>31</b>	<b>356</b>	<b>11.5</b>	<b>52</b>	<b>5</b>	<b>TOTALS (16/11)</b>	<b>99</b>	<b>1310</b>	<b>13.2</b>	<b>59</b>	<b>11</b>	
							1/7	Detroit	7	55	7.9	14	1
							1/14	at San Francisco	5	103	20.6	66t	2
							<b>PLAYOFF TOTALS (2/2)</b>	<b>12</b>	<b>158</b>	<b>13.2</b>	<b>66t</b>	<b>3</b>	

2012	Opponent	No	Yds	Avg	LG	TD	2013	Opponent	No	Yds	Avg	LG	TD
9/9	Washington	6	85	14.2	23	1	9/8	Atlanta	4	45	11.3	21	1
9/16	at Carolina	7	71	10.1	17	1	9/15	at Tampa Bay	10	179	17.9	56t	1
9/23	Kansas City	4	16	4.0	7	1	9/22	Arizona	9	134	14.9	29	2
9/30	at Green Bay	7	76	10.9	24	0	9/30	Miami	4	100	25.0	43t	2
10/7	San Diego	1	4	4.0	4	0	10/6	at Chicago	10	135	13.5	38	0
10/21	at Tampa Bay		Inactive (ankle)				10/13	at New England	0	0	0.0	0	0
10/28	at Denver	5	63	12.6	20	1	10/27	Buffalo	3	37	12.3	15t	2
11/5	Philadelphia	8	72	9.0	17	1	11/3	at N.Y. Jets	9	116	12.9	51t	2
11/11	Atlanta	7	146	20.9	46	2	11/10	Dallas	5	59	11.8	26	0
11/18	at Oakland	6	29	4.8	10	1	11/17	San Francisco	6	41	6.8	13	0
11/25	San Francisco	4	33	8.3	12	0	11/21	at Atlanta	5	100	20.0	44t	1
11/29	at Atlanta	4	59	14.8	25	0	12/2	at Seattle	3	42	14.0	20	1
12/9	at N.Y. Giants	5	56	11.2	27	0	12/8	Carolina	6	58	9.7	22	2
12/16	Tampa Bay	5	69	13.8	24	0	12/15	at St. Louis	2	25	12.5	13	0
12/23	at Dallas	7	88	12.6	26	0	12/22	at Carolina	5	73	14.6	46	1
12/30	Carolina	9	115	12.8	27	1	12/29	Tampa Bay	5	71	14.2	33	1
<b>TOTALS (15/9)</b>		<b>85</b>	<b>982</b>	<b>11.6</b>	<b>46</b>	<b>9</b>	<b>TOTALS (16/12)</b>	<b>86</b>	<b>1215</b>	<b>14.1</b>	<b>56t</b>	<b>16</b>	
							1/4	at Philadelphia	3	44	14.7	21	0
							1/8	at Seattle	1	8	8.0	8	0
							<b>PLAYOFF TOTALS (2/1)</b>	<b>4</b>	<b>52</b>	<b>13.0</b>	<b>21</b>	<b>0</b>	

2014	Opponent	No	Yds	Avg	LG	TD	2015	Opponent	No	Yds	Avg	LG	TD
9/7	at Atlanta	8	82	10.3	17	0	9/13	at St. Louis	6	51	8.5	19	1
9/14	at Cleveland	10	118	11.8	23	2	9/20	at Green Bay	1	11	11.0	11	0
9/21	Minnesota	6	54	9.0	15	0	9/27	Chicago	7	83	11.9	30t	1
9/28	at Dallas	8	86	10.8	17	1	10/5	Detroit	4	29	7.3	13	0
10/5	Tampa Bay	2	36	18.0	23	0	10/11	at Cincinnati	3	30	10.0	22	0
10/19	at Detroit	0	0	0.0	0	0	10/18	Carolina	8	140	17.5	45	0
10/26	Green Bay	5	59	11.8	22t	1	10/22	at San Francisco	2	31	15.5	23	0
10/30	at Carolina	7	83	11.9	27	1	11/1	at Dallas	7	75	10.7	19	0
11/9	San Francisco	10	76	7.6	15	2	11/15	Arizona	3	41	13.7	30	0
11/16	Cincinnati	3	29	9.7	13	0	11/22	San Francisco	3	39	13.0	20	0
11/24	Baltimore	6	47	7.8	11	2	11/29	Pittsburgh	4	75	18.8	36	0
11/30	at Pittsburgh	0	0	0.0	0	0	<b>TOTALS (11/11)</b>	<b>48</b>	<b>605</b>	<b>12.6</b>	<b>45</b>	<b>2</b>	
12/7	Carolina	3	25	8.3	10	0							
12/15	at Chicago	5	87	17.4	29	0							
12/21	Atlanta	6	53	8.8	15	1							
12/28	at Tampa Bay	6	54	9.0	14	0							
<b>TOTALS (16/13)</b>		<b>85</b>	<b>889</b>	<b>10.5</b>	<b>29</b>	<b>10</b>							

2016	Opponent	No	Yds	Avg	LG	TD
09/11	Miami	1	11	11.0	11	0
09/18	at L.A. Rams	3	42	14.0	17	0
09/25	San Francisco	6	100	16.7	40	1
10/02	at N.Y. Jets	6	113	18.8	27	0
10/16	Atlanta	6	89	14.8	25	0
10/23	at Arizona	5	53	10.6	14	0
10/30	at New Orleans	3	34	11.3	15	0
11/7	Buffalo	8	103	12.9	18t	2
11/13	at New England	4	48	12.0	19	0
11/20	Philadelphia	3	46	15.3	35t	1
11/27	at Tampa Bay	6	67	11.2	21	0
12/4	Carolina	6	63	10.5	18	1
12/11	at Green Bay	1	16	16.0	16	0
12/15	L.A. Rams	1	31	31.0	31	0
12/24	Arizona	2	43	21.4	37t	1
1/1/17	at San Francisco	4	64	16.0	42	0
<b>TOTALS (16/15)</b>		<b>65</b>	<b>923</b>	<b>14.2</b>	<b>42</b>	<b>6</b>
1/7	Detroit	3	37	12.3	14	0
1/14	at Atlanta	3	22	7.3	11	1
<b>TOTALS (2/2)</b>		<b>6</b>	<b>59</b>	<b>9.8</b>	<b>14</b>	<b>1</b>



26

## SHAQUILL GRIFFIN

### CORNERBACK

Height	6-0
Weight	198
College	Central Florida
NFL Seasons	Rookie
Born	July 20, 1995
Hometown	St. Petersburg, Fla.


## GRIFFIN'S 2017 SEASON

**at GB (9/10):** Saw first NFL action in nickel, but was forced to play CB in base after starter Jeremy Lane was ejected. Had 10 solo stops and a pass defended. **SF (9/17):** Saw action in nickel but did not record a tackle. **Indy (10/1):** Helped limit the Colts to zero passing yards in the second half. **at LA (10/8):** Made first-career start in place of Lane (groin).

### GRIFFIN'S 2017 GAME-BY-GAME

Game	G/S	T	S	A	QB	Yds.	QH	Int.	Yds.	PD	FF	FR	Yds.
at GB (9/10)	1/0	10	10	0	0.0	0.0	0	0	0	1	0	0	0
SF (9/17)	1/0	0	0	0	0.0	0.0	0	0	0	0	0	0	0
at Ten (9/24)	1/0	4	2	2	0.0	0.0	0	0	0	0	0	0	0
Indy (10/1)	1/0	5	3	2	0.0	0.0	0	0	0	1	0	0	0
at LA (10/8)	1/1	6	6	0	0.0	0.0	0	0	0	1	0	0	0
<b>Totals</b>	<b>5/1</b>	<b>25</b>	<b>21</b>	<b>4</b>	<b>0.0</b>	<b>0.0</b>	<b>0</b>	<b>0</b>	<b>0</b>	<b>3</b>	<b>0</b>	<b>0</b>	<b>0</b>

**Additional Stats:** Special Teams Tackles: 1.



42

## DELANO HILL

### SAFETY

Height	6-1
Weight	216
College	Michigan
NFL Seasons	Rookie
Born	November 26, 1995
Hometown	Detroit, Mich.
Pronunciation	duh-LAY-no

## HILL'S 2017 SEASON

**at GB (9/10):** Inactive. **SF (9/17):** Saw action in first-career game on special teams. **at Ten (9/24):** Saw action on special teams. **Indy (10/1):** Saw action on special teams and had two stops. **at LA (10/8):** Saw action on special teams.

### HILL'S 2017 GAME-BY-GAME

Game	G/S	T	S	A	QB	Yds.	QH	Int.	Yds.	PD	FF	FR	Yds.
at GB (9/10)		Inactive											
SF (9/17)	1/0	Special Teams Only											
at Ten (9/24)	1/0	Special Teams Only											
Indy (10/1)	1/0	Special Teams Only											
at LA (10/8)	1/0	Special Teams Only											
<b>Totals</b>	<b>4/0</b>	<b>0</b>	<b>0</b>	<b>0</b>	<b>0.0</b>	<b>0.0</b>	<b>0</b>	<b>0</b>	<b>0</b>	<b>0</b>	<b>0</b>	<b>0</b>	<b>0</b>

**Additional Stats:** Special Teams Tackles: 2



76

## GERMAIN IFEDI

GUARD/TACKLE

Height	6-5
Weight	325
College	Texas A&M
Seasons	NFL 2nd, Seahawks 2nd
Born	June 2, 1994
Hometown	Houston, Texas
Pronunciation	Jermaine ih-FEH-dee

### IFEDI'S 2017 SEASON

at GB (9/10): Started at RT. SF (9/17): Started at RT. at Ten (9/24): Started at RT. Indy (10/1): Started at RT and helped lead team to 477 total yards, including a season high 194 rushing yards.

### IFEDI'S NFL RECORD

Year	Team	GP/GS	Postseason
2016	Seattle	13/13	2/2
2017	Seattle	5/5	
<b>NFL TOTALS</b>		<b>18/18</b>	<b>2/2</b>



93

## BRANDEN JACKSON

DEFENSIVE END

Height	6-4
Weight	273
College	Texas Tech
Seasons	NFL 2nd, Seahawks 1st
Born	November 11, 1992
Hometown	McKeesport, Pa.

#### NFL TRANSACTIONS:

05/16/16: Signed with Oakland as undrafted FA  
 09/03/16: Waived by Oakland  
 09/04/16: Signed to Oakland PS  
 12/03/16: Signed to Oakland 53-man roster  
 09/02/17: Waived by Oakland  
 09/26/17: Signed to Seattle PS  
 10/07/17: Signed to Seattle 53-man roster

#### NFL CAREER HIGHLIGHTS:

- Originally signed by Oakland as a free agent on May 16, 2016, after participating on a tryout basis at the team's rookie minicamp. Was waived following training camp and signed to their practice squad. Signed to active roster on December 3, 2016.
- Saw action in three games with Oakland in 2016 totalling two tackles after spending the first 11 games on the Raiders practice squad. Was inactive the final two games of the season.

**COLLEGE:** Played four years at Texas Tech, seeing action in 51 career games with 38 starts. Totaled 138 career tackles (97 solo), 11 sacks, three forced fumbles, two fumble recoveries and seven passes defended. As a senior, played in 13 games with 11 starts and totaled 31 tackles (24

with two sacks, one forced fumble and one pass defended. As a junior, started all 12 games in which he appeared and recorded 44 tackles (27) and set career highs with five sacks, 10.5 tackles for loss and two fumble recoveries. Also notched two passes defended and one forced fumble. As a sophomore, started all 13 games. Notched 44 tackles (29), nine tackles for loss, four sacks and three passes defended. As a redshirt freshman, played in 13 games and credited with 19 tackles (17), one forced fumble and one pass defended. Redshirted as a true freshman.

**PERSONAL:** Attended McKeesport (Pa.) High School. Named a four-star prospect by Scout.com and Named a three-star prospect by Rivals.com and ESPN.com. Ranked by Rivals.com as the No. 29 strong-side defensive end in the nation and ranked by Scout.com as the No. 9 outside linebacker in the nation. Tabbed by ESPN.com as the No. 40 outside linebacker in the nation. PrepStar All-East Team selection and SuperPrep's No. 51 All-American defensive lineman. Led team to a league championship and named first-team all-conference. Also lettered in basketball.

### B. JACKSON'S NFL RECORD

Club	G/S	Tackles			Sacks		Interceptions									
		Tkl	So	Ast	QB	Yds	No	Yds	Avg	LG	TD	PD	FF	FR	Yds	
2016 Oakland	3/0	2	1	1	0.0	0.0	0	0	0.0	0	0	0	0	0	0	0
2017 Seattle	1/0	0	0	0	0.0	0.0	0	0	0.0	0	0	0	0	0	0	
<b>NFL TOTALS</b>	<b>4/0</b>	<b>2</b>	<b>1</b>	<b>1</b>	<b>0.0</b>	<b>0.0</b>	<b>0</b>	<b>0</b>	<b>0.0</b>	<b>0</b>	<b>0</b>	<b>0</b>	<b>0</b>	<b>0</b>	<b>0</b>	

#### B. JACKSON'S SINGLE-GAME HIGHS

Tackles: 2, vs. Buffalo (12/4/16)  
 Sacks: None  
 INT: None

FF: None  
 FR: None



## B. JACKSON'S 2017 SEASON

Signed from practice squad to active roster on October 7. **at LA (10/8)**: Saw action in first game for Seattle at DE.

### B. JACKSON'S 2017 GAME-BY-GAME

Game	G/S	T	S	A	QB	Yds.	QH	Int.	Yds.	PD	FF	FR	Yds.
Indy (10/1)													
at LA (10/8)	1/0	0	0	0	0.0	0.0	0	0	0	0	0	0	0
<b>Totals</b>	<b>1/0</b>	<b>0</b>	<b>0</b>	<b>0</b>	<b>0.0</b>	<b>0.0</b>	<b>0</b>	<b>0</b>	<b>0</b>	<b>0</b>	<b>0</b>	<b>0</b>	<b>0</b>



78

## LUKE JOECKEL

**GUARD/TACKLE**

Height	6-6
Weight	307
College	Texas A&M
Seasons	NFL 5th, Seahawks 1st
Born	November 6, 1991
Hometown	Arlington, Texas
Pronunciation	JOKE-ull

## JOECKEL'S 2017 SEASON

**at GB (9/10)**: Made first start with Seattle at LG. **SF (9/17)**: Started at LG. **at Ten (9/24)**: Started at LG. **Indy (10/1)**: Started at LG and helped lead team to 477 total yards, including a season high 194 rushing yards.

### JOECKEL'S NFL RECORD

Year	Team	GP/GS	Postseason
2013	Jacksonville	5/5	-
2014	Jacksonville	16/16	-
2015	Jacksonville	14/14	-
2016	Jacksonville	4/4	-
2017	Seattle	5/5	-
<b>NFL TOTALS</b>		<b>44/44</b>	<b>-</b>



92

## NAZAIR JONES

DEFENSIVE TACKLE

Height	6-5
Weight	304
College	North Carolina
NFL Seasons	Rookie
Born	December 13, 1994
Hometown	Roanoke Rapids, N.C.
Pronunciation	nah-ZAIR

### JONES' 2017 SEASON

**at GB (9/10):** Saw first NFL action in defensive line rotation and intercepted Aaron Rodgers and returned it 64 yards for an apparent TD before a penalty negated the return. Also had one solo stop and a pass defended. **Indy (10/1):** Assisted on two tackles, including first-career sack. Also had a pass defended.

#### JONES' 2017 GAME-BY-GAME

Game	G/S	T	S	A	QB	Yds.	QH	Int.	Yds.	PD	FF	FR	Yds.
at GB (9/10)	1/0	1	1	0	0.0	0.0	0	1	24	1	0	0	0
SF (9/17)	1/0	0	0	0	0.0	0.0	0	0	0	0	0	0	0
at Ten (9/24)	1/0	1	1	0	0.0	0.0	0	0	0	0	0	0	0
Indy (10/1)	1/0	2	0	2	0.5	1.5	1	0	0	1	0	0	0
at LA (10/8)	1/0	3	2	1	0.0	0.0	0	0	0	0	0	0	0
<b>Totals</b>	<b>5/0</b>	<b>7</b>	<b>4</b>	<b>3</b>	<b>0.5</b>	<b>1.5</b>	<b>1</b>	<b>1</b>	<b>24</b>	<b>2</b>	<b>0</b>	<b>0</b>	<b>0</b>



95

## DION JORDAN

DEFENSIVE END

Height	6-6
Weight	275
College	Oregon
Seasons	NFL 4th, Seahawks 1st
Born	March 5, 1990
Hometown	Chandler, Ariz.

### JORDAN'S 2017 SEASON

Began the season on NFI.

### JORDAN'S NFL RECORD

Club	G/S	Tackles				Sacks		Interceptions							
		Tkl	So	Ast	QB	Yds	No	Yds	Avg	LG	TD	PD	FF	FR	Yds
2013 Miami	16/0	24	18	6	2.0	18.0	0	0	0.0	0	0	2	0	0	0
2014 Miami	10/1	13	13	0	1.0	7.0	0	0	0.0	0	0	1	0	0	0
2015	Suspended by NFL														
2016 Miami	0/0	Reserve/Non-Football Injury List													
2017 Seattle	0/0														
<b>NFL TOTALS</b>	<b>26/1</b>	<b>37</b>	<b>31</b>	<b>6</b>	<b>3.0</b>	<b>25.0</b>	<b>0</b>	<b>0</b>	<b>0</b>	<b>0</b>	<b>0</b>	<b>3</b>	<b>0</b>	<b>0</b>	<b>0</b>

#### JORDAN'S SINGLE-GAME HIGHS

**Tackles:** 4 at Buffalo (12/22/13) **FF:** None  
**Sacks:** 1.0 three times, last vs. Minnesota (12/21/14) **FR:** None  
**Int.:** None



27

## EDDIE LACY

### RUNNING BACK

Height	5-11
Weight	250
College	Alabama
Seasons	NFL 5th, Seahawks 1st
Born	June 2, 1990
Hometown	Geismar, La.

## LACY'S 2017 SEASON

at GB (9/10): Saw action in first game with Seattle against his former team the Packers. SF (9/17): Inactive. at Ten (9/24): Active, but did not play. Indy (10/1): Contributed to a team season-high 194 rushing yards with 11 carries for 52 yards. at LA (10/8): Started at RB.

2017	Opponent	-----Rushing-----					-----Receiving-----					Total
		Att	Yds	Avg	LG	TD	Rec	Yds	Avg	LG	TD	
09/10	at Green Bay	5	3	0.6	6	0	0	0	0.0	0	0	3
09/17	San Francisco	Inactive										
09/24	at Tennessee	Did Not Play										
10/01	Indianapolis	11	52	4.7	19	0	0	0	0.0	0	0	52
10/08	at L.A. Rams	9	19	2.1	6	0	1	9	9.0	9	0	28
<b>TOTALS (3/1)</b>		<b>25</b>	<b>74</b>	<b>3.0</b>	<b>19</b>	<b>0</b>	<b>1</b>	<b>9</b>	<b>9.0</b>	<b>9</b>	<b>0</b>	<b>83</b>

### LACY'S SINGLE-GAME HIGHS

<b>Rushing</b> <b>Rush Attempts:</b> 29 at Minnesota (10/27/13) <b>Rush Yards:</b> 150 vs. Chicago (11/4/13) <b>Longest Rush:</b> 60 at Dallas (12/15/13) <b>Most Rush TDs:</b> 2 twice, last vs. Minnesota (10/2/14)	<b>Receiving</b> <b>Most Rec.:</b> 8 at New Orleans (10/26/14) <b>Most Rec. Yards:</b> 123 at New Orleans (10/26/14) <b>Longest Reception:</b> 67 at New Orleans (10/26/14) <b>Most Rec. TDs:</b> 1 six times, last at Arizona (12/27/15)
---	---

## LACY'S NFL RECORD

	Club	G/S	Rushing					Receiving				
			Att	Yds	Avg	LG	TD	No	Yds	Avg	LG	TD
2013	Green Bay	15/15	284	1,178	4.1	60	11	35	257	7.3	34	0
2014	Green Bay	16/16	246	1,139	4.6	44t	9	42	427	10.2	67	4
2015	Green Bay	15/12	187	758	4.1	29	3	20	188	9.4	28t	2
2016	Green Bay	5/5	71	360	5.1	31	0	4	28	7.0	17	0
2017	Seattle	3/1	25	74	3.0	19	0	1	9	9.0	9	0
<b>NFL TOTALS</b>		<b>54/49</b>	<b>813</b>	<b>3,509</b>	<b>4.3</b>	<b>60</b>	<b>23</b>	<b>102</b>	<b>909</b>	<b>8.9</b>	<b>67</b>	<b>6</b>

### POSTSEASON

	Club	G/S	Rushing					Receiving				
			Att	Yds	Avg	LG	TD	No	Yds	Avg	LG	TD
2013	Green Bay	1/1	21	81	3.9	8	0	2	7	3.5	4	0
2014	Green Bay	2/2	40	174	4.4	29	0	1	10	10.0	10	0
2015	Green Bay	2/2	24	152	6.3	61	1	2	2	1.0	4	0
<b>NFL TOTALS</b>		<b>5/5</b>	<b>85</b>	<b>407</b>	<b>4.8</b>	<b>61</b>	<b>1</b>	<b>5</b>	<b>19</b>	<b>3.8</b>	<b>10</b>	<b>0</b>

## LACY'S GAME-BY-GAME

2013	Opponent	-----Rushing-----					-----Receiving-----					Total
		Att	Yds	Avg	LG	TD	Rec	Yds	Avg	LG	TD	
9/8	at San Francisco	14	41	2.9	7	1	1	31	31.0	31	0	72
9/15	Washington	1	10	10.0	10	0	0	0	0.0	0.0	0	10
9/22	at Cincinnati	Inactive (concussion)										
10/6	Detroit	23	99	4.3	13	0	1	-2	-2.0	-2	0	97
10/13	at Baltimore	23	120	5.2	37	0	1	5	5.0	5	0	125
10/20	Cleveland	22	82	3.7	13	1	5	26	5.2	7	0	108
10/27	at Minnesota	29	94	3.2	17	1	4	18	4.5	9	0	112
11/4	Chicago	22	150	6.8	56	1	0	0	0.0	0	0	150
11/10	Philadelphia	24	73	3.0	11	0	2	11	5.5	13	0	84
11/17	at N.Y. Giants	14	27	1.9	5	1	2	21	10.5	16	0	48
11/24	Minnesota	25	110	4.4	17	1	6	48	8.0	16	0	158
11/28	at Detroit	10	16	1.6	4	0	2	23	11.5	20	0	39
12/8	Atlanta	20	65	3.3	11	1	3	25	8.3	16	0	90
12/15	at Dallas	21	141	6.7	60	1	4	30	7.5	34	0	171
12/22	Pittsburgh	15	84	5.6	14t	2	2	6	3.0	5	0	90
12/29	at Chicago	21	66	3.1	17	1	2	15	7.5	8	0	81
<b>TOTALS (15/15)</b>		<b>284</b>	<b>1,178</b>	<b>4.1</b>	<b>60</b>	<b>11</b>	<b>35</b>	<b>257</b>	<b>7.3</b>	<b>34</b>	<b>0</b>	<b>1,435</b>
1/5	San Francisco	21	81	3.9	8	0	2	7	3.5	4	0	88
<b>PLAYOFFS (1/1)</b>		<b>21</b>	<b>81</b>	<b>3.9</b>	<b>8</b>	<b>0</b>	<b>2</b>	<b>7</b>	<b>3.5</b>	<b>4</b>	<b>0</b>	<b>88</b>

2014	Opponent	-----Rushing-----					-----Receiving-----					Total
		Att	Yds	Avg	LG	TD	Rec	Yds	Avg	LG	TD	
9/4	at Seattle	12	34	2.8	15	0	3	11	3.7	12	0	45
9/14	N.Y. Jets	13	43	3.3	10	0	2	18	9.0	11	0	61
9/21	at Detroit	11	36	3.3	17	0	1	9	9.0	9	0	45
9/28	at Chicago	17	48	2.8	10	1	1	11	11.0	11	0	59
10/2	Minnesota	13	105	8.1	29	2	3	27	9.0	21	0	132
10/12	at Miami	14	40	2.9	10	0	0	0	0.0	0	0	40
10/19	Carolina	12	63	5.3	11	1	3	10	3.3	5	0	73
10/26	at New Orleans	13	59	4.5	19	0	8	123	15.4	67	0	182
11/9	Chicago	14	50	3.6	16	0	3	68	22.7	56t	1	118
11/16	Philadelphia	10	69	6.9	37	1	3	45	15.0	32t	1	114
11/23	at Minnesota	25	125	5.0	16	1	2	13	6.5	10t	1	138
11/30	New England	21	98	4.7	24	0	2	17	8.5	12	0	115
12/8	Atlanta	13	73	5.6	22	1	5	33	6.6	13	1	106
12/14	at Buffalo	15	97	6.5	22	1	2	11	5.5	12	0	108
12/21	at Tampa Bay	17	99	5.8	44t	1	1	5	5.0	5	0	104
12/28	Detroit	26	100	3.8	22	0	3	26	8.7	15	0	126
<b>TOTALS (16/16)</b>		<b>246</b>	<b>1,139</b>	<b>4.6</b>	<b>44t</b>	<b>9</b>	<b>42</b>	<b>427</b>	<b>10.2</b>	<b>67t</b>	<b>4</b>	<b>1,566</b>
1/11	Dallas	19	101	5.3	29	0	1	10	10.0	10	0	111
1/18	at Seattle	21	73	3.5	13	0	0	0	0.0	0	0	73
<b>PLAYOFFS (2/2)</b>		<b>40</b>	<b>174</b>	<b>4.4</b>	<b>29</b>	<b>0</b>	<b>1</b>	<b>10</b>	<b>10.0</b>	<b>10</b>	<b>0</b>	<b>184</b>

2015	Opponent	-----Rushing-----					-----Receiving-----					Total	
		Att	Yds	Avg	LG	TD	Rec	Yds	Avg	LG	TD		
9/13	at Chicago	19	85	4.5	16	1	2	14	7.0	9	0	99	
9/20	Seattle	3	9	3.0	8	0	0	0	0.0	0	0	9	
9/28	Kansas City	10	46	4.6	13	0	3	41	13.7	26	0	87	
10/4	at San Francisco	18	90	5.0	15	0	1	3	3.0	3	0	93	
10/11	St. Louis	13	27	2.1	8	0	1	8	8.0	8	0	35	
10/18	San Diego	4	3	0.8	3	0	2	17	8.5	12	0	20	
11/1	at Denver	11	38	3.5	15	1	1	9	9.0	0	0	47	
11/8	at Carolina	5	10	2.0	7	0	0	0	0.0	0	0	10	
11/15	Detroit	Inactive (groin)											
11/22	at Minnesota	22	100	4.5	27	0	1	6	6.0	6	0	106	
11/26	Chicago	17	105	6.2	29	0	4	34	8.5	25t	1	139	
12/3	at Detroit	5	4	0.8	2	0	1	-3	-3.0	-3	0	1	
12/13	Dallas	24	124	5.2	24	1	1	24	24.0	24	0	148	
12/20	at Oakland	11	23	2.1	8	0	0	0	0.0	0	0	23	
12/27	at Arizona	12	60	5.0	25	0	1	28	28.0	28t	1	88	
1/3	Minnesota	13	34	2.6	11	0	2	7	3.5	14	0	41	
<b>TOTALS (15/12)</b>		<b>187</b>	<b>758</b>	<b>4.1</b>	<b>29</b>	<b>3</b>	<b>20</b>	<b>188</b>	<b>9.4</b>	<b>28t</b>	<b>2</b>	<b>946</b>	
1/10	at Washington	12	63	5.3	30	1	0	0	0.0	0	0	63	
1/16	at Arizona	12	89	7.4	61	0	2	2	1.0	4	0	91	
<b>PLAYOFF TOTALS (2/2)</b>		<b>24</b>	<b>152</b>	<b>6.3</b>	<b>61</b>	<b>1</b>	<b>2</b>	<b>2</b>	<b>1.0</b>	<b>4</b>	<b>0</b>	<b>154</b>	

2016	Opponent	-----Rushing-----					-----Receiving-----					Total	
		Att	Yds	Avg	LG	TD	Rec	Yds	Avg	LG	TD		
9/11	at Jacksonville	14	61	4.4	28	0	1	17	17.0	17	0	78	
9/18	at Minnesota	12	50	4.2	13	0	0	0	0.0	0	0	50	
9/25	Detroit	17	103	6.1	25	0	1	2	2.0	2	0	105	
10/9	N.Y. Giants	11	81	7.4	31	0	1	3	3.0	3	0	84	
10/16	Dallas	17	65	3.8	25	0	1	6	6.0	6	0	71	
Games 6-16		Injured Reserve (ankle)											
<b>TOTALS (5/5)</b>		<b>71</b>	<b>360</b>	<b>5.1</b>	<b>31</b>	<b>0</b>	<b>4</b>	<b>28</b>	<b>7.0</b>	<b>17</b>	<b>0</b>	<b>388</b>	



20

**JEREMY LANE**  
CORNERBACK

**Height** 6-0  
**Weight** 190  
**College** Northwestern St. (La.)  
**Seasons** NFL 6th, Seahawks 6th  
**Born** July 14, 1990  
**Hometown** Tyler, Texas

## LANE'S 2017 SEASON

**at GB (9/10):** Started at RCB in base and had one solo tackle before being ejected after apparently throwing a punch at an opponent. **SF (9/17):** Started at RCB and had five solo stops. **Indy (10/1):** Started at RCB, but left the game early with a groin injury. **at LA (10/8):** Inactive (groin).

### LANE'S 2017 GAME-BY-GAME

Game	G/S	T	S	A	QB	Yds.	QH	Int.	Yds.	PD	FF	FR	Yds.
at GB (9/10)	1/1	1	1	0	0.0	0.0	0	0	0	0	0	0	0
SF (9/17)	1/1	5	5	0	0.0	0.0	0	0	0	0	0	0	0
at Ten (9/24)	1/1	3	3	0	0.0	0.0	0	0	0	0	0	0	0
Indy (10/1)	1/1	0	0	0	0.0	0.0	0	0	0	0	0	0	0
at LA (10/8)	0/0	Inactive (groin)											
<b>Totals</b>	<b>4/4</b>	<b>9</b>	<b>9</b>	<b>0</b>	<b>0.0</b>	<b>0.0</b>	<b>0</b>	<b>0</b>	<b>0</b>	<b>0</b>	<b>0</b>	<b>0</b>	<b>0</b>

### LANE'S SINGLE-GAME HIGHS

**Tackles:** 7 at Arizona (10/23/16)      **FF:** 1 vs. Arizona (11/23/14)  
**Sacks:** None      **FR:** None  
**Int.:** 1 twice, last at Arizona (1/3/16)

### ADDITIONAL STATS

**Special Teams Tackles:** 2012 (5), 2013 (13), 2014 (1), 2015 (1), 2016 (3); **Career:** (23).  
**Postseason Special Teams Tackles:** 2012 (2), 2013 (3), 2014 (3), 2015 (0); **Career:** (8).

## LANE'S NFL RECORD

Club	G/S	Tackles			Sacks		Interceptions									
		Tkl	So	Ast	QB	Yds	No	Yds	Avg	LG	TD	PD	FF	FR	Yds	
2012 Seattle	13/3	10	5	5	0.0	0.0	0	0	0.0	0	0	0	0	0	0	0
2013 Seattle	15/0	12	9	3	0.0	0.0	0	0	0.0	0	0	4	0	0	0	0
2014 Seattle	7/1	12	8	4	0.0	0.0	0	0	0.0	0	0	3	1	0	0	0
2015 Seattle	6/2	11	10	1	0.0	0.0	2	60	30.0	54	0	6	0	0	0	0
2016 Seattle	16/9	46	33	13	0.0	0.0	0	0	0.0	0	0	3	0	0	0	0
2017 Seattle	4/4	9	9	0	0.0	0.0	0	0	0.0	0	0	0	0	0	0	0
<b>NFL TOTALS</b>	<b>61/19</b>	<b>100</b>	<b>74</b>	<b>26</b>	<b>0.0</b>	<b>0.0</b>	<b>2</b>	<b>60</b>	<b>30.0</b>	<b>54</b>	<b>0</b>	<b>16</b>	<b>1</b>	<b>0</b>	<b>0</b>	<b>0</b>

### POSTSEASON

Club	G/S	Tackles			Sacks		Interceptions									
		Tkl	So	Ast	QB	Yds	No	Yds	Avg	LG	TD	PD	FF	FR	Yds	
2012 Seattle	2/0	Special Teams Only														
2013 Seattle	3/0	1	1	0	0.0	0.0	0	0	0.0	0	0	0	0	0	0	0
2014 Seattle	3/0	7	5	2	0.0	0.0	1	14	14.0	14	0	1	0	0	0	0
2015 Seattle	2/1	4	2	2	0.0	0.0	0	0	0.0	0	0	1	0	0	0	0
2016 Seattle	2/1	7	5	2	0.0	0.0	0	0	0.0	0	0	0	0	0	0	0
<b>NFL TOTALS</b>	<b>12/2</b>	<b>19</b>	<b>13</b>	<b>6</b>	<b>0.0</b>	<b>0.0</b>	<b>1</b>	<b>14</b>	<b>14.0</b>	<b>14</b>	<b>0</b>	<b>2</b>	<b>0</b>	<b>0</b>	<b>0</b>	<b>0</b>



16

## TYLER LOCKETT

### WIDE RECEIVER

Height	5-10
Weight	182
College	Kansas State
Seasons	NFL 3rd, Seahawks 3rd
Born	September 28, 1992
Hometown	Tulsa, Okla.

## LOCKETT'S 2017 SEASON

**at GB (9/10):** Saw action at WR and as the punt and kickoff returner. Averaged 30.3 yards on three kick-off returns. **SF (9/17):** Led team with 64 receiving yards and tied for team high with six catches. **Indy (10/1):** Led team with 67 receiving yards on four catches.

2017	Opponent	No	Yds	Avg	LG	TD
09/10	at Green Bay	1	8	8.0	8	0
09/17	San Francisco	6	64	10.7	22	0
09/24	at Tennessee	2	30	15.0	16	0
10/01	Indianapolis	4	67	16.8	41	0
10/08	at L.A. Rams	3	26	8.7	12	0
<b>TOTALS (5/4)</b>		<b>16</b>	<b>195</b>	<b>12.2</b>	<b>41</b>	<b>0</b>

**Additional Stats: Rushing:** 3 for 31 yards (10.3 avg) with a long of 22.

## LOCKETT'S NFL RECORD

Year	Club	G/S	No	Yds	Avg	LG	TD
2015	Seattle	16/8	51	664	13.0	49t	6
2016	Seattle	15/9	41	597	14.6	57t	1
2017	Seattle	5/4	16	195	12.2	41	0

		NFL TOTALS		-----Kickoff Returns-----				-----Punt Returns-----				
Year	Club	G/S	No	Yds	Avg	LG	TD	No	Yds	Avg	LG	TD
		36/21	108	1,456	13.5	57t	7					
2015	Seattle	16/8	33	852	25.8	105t	1	40	379	9.5	66	1
2016	Seattle	15/9	23	606	26.3	46	0	29	243	8.4	62	0
2017	Seattle	4/3	6	153	25.5	43	0	8	49	6.1	13	0
		36/21	62	1,611	25.9	105t	1	77	671	8.7	66	1

### POSTSEASON

Year	Club	G/S	No	Yds	Avg	LG	TD
2015	Seattle	2/0	4	110	27.5	35	1
		2/0	4	110	27.5	35	1

		-----Kickoff Returns-----				-----Punt Returns-----						
Year	Club	G/S	No	Yds	Avg	LG	TD	No	Yds	Avg	LG	TD
2015	Seattle	2/0	4	104	26.0	50	0	4	18	4.5	8	0
		2/0	4	104	26.0	50	0	4	18	4.5	8	0

## LOCKETT'S SINGLE-GAME HIGHS

**Most Rec.:** 7, 2 Times, Last vs. L.A. Rams (12/15/16) **Most Yards:** 130 vs. L.A. Rams (12/15/16)  
**Most TDs:** 2, 2 Times, Last at Baltimore (12/13/15) **Longest Rec.:** 57t vs. L.A. Rams (12/15/16)

## ADDITIONAL STATS

**Rushing:** 2015: (Rushed 5 times for 20 yards, 4.0 avg., with a long of 8.), 2016: (Rushed 6 times for 114 yards, 19.0 avg, with a long of 75 and 1 TD); **Career:** (Rushed 11 times for 134 yards, 12.2 avg, with a long of 75 and 1 TD).

## LOCKETT'S GAME-BY-GAME RECEIVING

2015	Opponent	No	Yds	Avg	LG	TD	2016	Opponent	No	Yds	Avg	LG	TD
9/13	at St. Louis	4	34	8.5	12	0	9/11	Miami	3	17	5.7	6	0
9/20	at Green Bay	2	17	8.5	17	0	9/18	at L.A. Rams	4	99	24.8	53	0
9/27	Chicago	0	0	0.0	0	0	9/25	San Francisco	0	0	0.0	0	0
10/5	Detroit	4	58	14.5	23	0	10/2	at N.Y. Jets	1	13	13.0	13	0
10/11	at Cincinnati	2	29	14.5	22	0	10/16	Atlanta	3	23	7.7	10	0
10/18	Carolina	0	0	0.0	0	0	10/23	at Arizona	2	13	6.5	8	0
10/22	at San Francisco	5	79	15.8	43t	1	10/30	at New Orleans	4	32	8.0	10	0
11/1	at Dallas	3	36	12.0	16	0	11/7	Buffalo	1	17	17.0	17	0
11/15	Arizona	1	7	7.0	7	0	11/13	at New England	3	72	24.0	36	0
11/22	San Francisco	4	48	12.0	24t	2	11/20	Philadelphia	2	39	19.5	30	0
11/29	Pittsburgh	3	38	12.7	16	0	11/27	at Tampa Bay	0	0	0.0	0	0
12/6	at Minnesota	7	90	12.9	29	0	12/4	Carolina	5	63	12.6	40	0
12/13	at Baltimore	6	104	17.3	49t	2	12/11	at Green Bay	4	41	10.3	15	0
12/20	Cleveland	5	55	11.0	27t	1	12/15	L.A. Rams	7	130	18.6	57t	1
12/27	St. Louis	3	33	11.0	16	0	12/24	Arizona	2	38	19.0	28	0
1/3	at Arizona	2	36	18.0	36	0							
		51	664	13.0	49t	6	<b>TOTALS (15/9)</b>		<b>41</b>	<b>597</b>	<b>14.6</b>	<b>57t</b>	<b>1</b>
		1	35	35.0	35	0							
		3	75	25.0	33t	1							
		4	110	27.5	35	1							



41

## DEWEY McDONALD

### LINEBACKER

Height	6-0
Weight	229
College	California Univ. (Pa.)
Seasons	NFL 4th, Seahawks 2nd
Born	June 10, 1990
Hometown	Ranson, W. Va.

## McDONALD'S 2017 SEASON

Was placed on IR (knee) September 27. **at GB (9/10):** Saw limited action at linebacker and a key member of special teams. **SF (9/17):** Saw action on special teams and had a tackle. **at Ten (9/24):** Injured knee on opening kickoff and did not return.

### McDONALD'S 2017 GAME-BY-GAME

Game	G/S	T	S	A	QB	Yds.	QH	Int.	Yds.	PD	FF	FR	Yds.
at GB (9/10)	1/0	0	0	0	0.0	0.0	0	0	0	0	0	0	0
SF (9/17)	1/0	Special Teams Only											
at Ten (9/24)	1/0	Special Teams Only											
<b>Totals</b>	<b>3/0</b>	<b>0</b>	<b>0</b>	<b>0</b>	<b>0.0</b>	<b>0.0</b>	<b>0</b>	<b>0</b>	<b>0</b>	<b>0</b>	<b>0</b>	<b>0</b>	<b>0</b>

**Additional Stats:** Special Teams Tackles: 1.

## McDONALD'S NFL RECORD

Club	G/S	Tackles			Sacks		Interceptions									
		Tkl	So	Ast	QB	Yds	No	Yds	Avg	LG	TD	PD	FF	FR	Yds	
2014 Indianapolis	12/0	0	0	0	0.0	0.0	0	0	0.0	0	0	0	0	0	0	0
2015 Indianapolis	1/0	1	0	1	0.0	0.0	0	0	0.0	0	0	0	0	0	0	0
New England	1/0	0	0	0	0.0	0.0	0	0	0.0	0	0	0	0	0	0	0
Oakland	1/0	0	0	0	0.0	0.0	0	0	0.0	0	0	0	0	0	0	0
2016 Seattle	14/0	0	0	0	0.0	0.0	0	0	0.0	0	0	1	0	0	0	0
2017 Seattle	3/0	0	0	0	0.0	0.0	0	0	0.0	0	0	0	0	0	0	0
<b>NFL TOTALS</b>	<b>32/0</b>	<b>1</b>	<b>0</b>	<b>1</b>	<b>0.0</b>	<b>0.0</b>	<b>0</b>	<b>0</b>	<b>0.0</b>	<b>0</b>	<b>0</b>	<b>1</b>	<b>0</b>	<b>0</b>	<b>0</b>	<b>0</b>

### POSTSEASON

Club	G/S	Tackles			Sacks		Interceptions									
		Tkl	So	Ast	QB	Yds	No	Yds	Avg	LG	TD	PD	FF	FR	Yds	
2014 Indianapolis	3/0	0	0	0	0.0	0.0	0	0	0.0	0	0	0	0	0	0	0
2016 Seattle	2/0	0	0	0	0.0	0.0	0	0	0.0	0	0	0	0	0	0	0
<b>NFL TOTALS</b>	<b>5/0</b>	<b>0</b>	<b>0</b>	<b>0</b>	<b>0.0</b>	<b>0.0</b>	<b>0</b>	<b>0</b>	<b>0.0</b>	<b>0</b>	<b>0</b>	<b>0</b>	<b>0</b>	<b>0</b>	<b>0</b>	<b>0</b>

### McDONALD'S SINGLE-GAME HIGHS

**Tackles:** 1 vs. New Orleans (10/25/15)  
**Sacks:** None  
**Int.:** None

**FF:** None  
**FR:** None

### ADDITIONAL STATS

**Special Teams Tackles:** 2014 (13), 2015 (0), 2016 (8), 2017 (1); **Career:** 22.



30

## BRADLEY McDOUGALD

### SAFETY

Height	6-1
Weight	215
College	Kansas
Seasons	NFL 5th, Seahawks 1st
Born	November 15, 1990
Hometown	Columbus, Ohio
Pronunciation	mick-DOO-gull

## McDOUGALD'S NFL RECORD

**at GB (9/10):** Saw limited action at safety and a key member of special teams. **SF (9/17):** Saw action as a third safety on defense and had three special teams tackles. **Indy (10/1):** Assisted on two tackles and had a special teams stop.

### McDOUGALD'S 2017 GAME-BY-GAME

Game	G/S	T	S	A	QB	Yds.	QH	Int.	Yds.	PD	FF	FR	Yds.
at GB (9/10)	1/0	0	0	0	0.0	0.0	0	0	0	0	0	0	0
SF (9/17)	1/0	0	0	0	0.0	0.0	0	0	0	0	0	0	0
at Ten (9/24)	1/0	1	1	0	0.0	0.0	0	0	0	0	0	0	0
Indy (10/1)	1/0	2	0	2	0.0	0.0	0	0	0	0	0	0	0
at LA (10/8)	1/0	0	0	0	0.0	0.0	0	0	0	0	0	0	0
<b>Totals</b>	<b>5/0</b>	<b>3</b>	<b>1</b>	<b>2</b>	<b>0.0</b>	<b>0.0</b>	<b>0</b>	<b>0</b>	<b>0</b>	<b>0</b>	<b>0</b>	<b>0</b>	<b>0</b>

**Additional Stats:** Special Teams Tackles: 6.

## McDOUGALD'S NFL RECORD

Club	G/S	Tackles			Sacks		Interceptions									
		Tkl	So	Ast	QB	Yds	No	Yds	Avg	LG	TD	PD	FF	FR	Yds	
2013 Kansas City	1/0	0	0	0	0.0	0.0	0	0	0.0	0	0	0	0	0	0	0
Tampa Bay	3/0	0	0	0	0.0	0.0	0	0	0.0	0	0	0	0	0	0	0
2014 Tampa Bay	15/5	46	37	9	0.0	0.0	1	0	0.0	0	0	7	0	0	0	0
2015 Tampa Bay	16/15	87	67	20	0.0	0.0	2	1	0.5	1	0	4	0	0	0	0
2016 Tampa Bay	16/16	91	79	12	0.0	0.0	2	32	16.0	32	0	10	0	1	6	6
2017 Seattle	5/0	3	1	2	0.0	0.0	0	0	0.0	0	0	0	0	0	0	0
<b>NFL TOTALS</b>	<b>56/36</b>	<b>227</b>	<b>184</b>	<b>43</b>	<b>0.0</b>	<b>0.0</b>	<b>5</b>	<b>33</b>	<b>6.6</b>	<b>32</b>	<b>0</b>	<b>21</b>	<b>0</b>	<b>1</b>	<b>6</b>	<b>6</b>

### McDOUGALD'S SINGLE-GAME HIGHS

**Tackles:** 15 at Carolina (12/14/14)  
**Sacks:** None  
**Int.:** 1 five times, last vs. Seattle (11/27/16)

**FF:** None  
**FR:** 1 vs. Chicago (11/13/16)

### ADDITIONAL STATS

**Special Teams Tackles:** 2014 (4), 2017 (6); **Career:** (10).



**94 MALIK McDOWELL**  
DEFENSIVE TACKLE

Height	6-6
Weight	299
College	Michigan State
NFL Seasons	Rookie
Born	June 20, 1996
Hometown	Detroit, Mich.
Pronunciation	muh-LEEK

### McDOWELL'S 2017 SEASON

Began the season on NFI.



**19 TANNER McEVOY**  
WIDE RECEIVER

Height	6-6
Weight	230
College	Wisconsin
Seasons	NFL 2nd, Seahawks 2nd
Born	January 26, 1993
Hometown	Hillsdale, N.J.

### McEVOY'S 2017 SEASON

at GB (9/10): Saw action at WR and on special teams. at LA (10/8): Had a special teams tackle and passed for an interception on an end-around-pass.

2017	Opponent	No	Yds	Avg	LG	TD	2016	Opponent	No	Yds	Avg	LG	TD
09/10	at Green Bay	0	0	0.0	0	0	09/11	Miami	0	0	0.0	0	0
09/17	San Francisco	0	0	0.0	0	0	09/18	at L.A. Rams	Inactive				
09/24	at Tennessee	0	0	0.0	0	0	09/25	San Francisco	0	0	0.0	0	0
10/01	Indianapolis	0	0	0.0	0	0	10/02	at N.Y. Jets	1	42	42.0	42t	1
10/08	at L.A. Rams	0	0	0.0	0	0	10/16	Atlanta	1	17	17.0	17	0
<b>TOTALS (5/0)</b>		<b>0</b>	<b>0</b>	<b>0.0</b>	<b>0</b>	<b>0</b>	10/23	at Arizona	1	10	10.0	10	0
<b>Additional Stats:</b> Special Teams Tackles: 2.							10/30	at New Orleans	0	0	0.0	0	0
							11/07	Buffalo	0	0	0.0	0	0
							11/13	at New England	Inactive				
							11/20	Philadelphia	0	0	0.0	0	0
							11/27	at Tampa Bay	0	0	0.0	0	0
							12/04	Carolina	1	14	14.0	14	0
							12/11	at Green Bay	3	41	13.7	21t	1
							12/15	L.A. Rams	0	0	0.0	0	0
							12/24	Arizona	0	0	0.0	0	0
							1/1/17	at San Francisco	2	16	8.0	9	0
							<b>TOTALS (14/0)</b>	<b>9</b>	<b>140</b>	<b>15.6</b>	<b>42t</b>	<b>2</b>	
							01/07	Detroit	0	0	0.0	0	0
							01/14	at Atlanta	0	0	0.0	0	0
							<b>TOTALS (2/0)</b>	<b>0</b>	<b>0</b>	<b>0.0</b>	<b>0</b>	<b>0</b>	

### McEVOY'S NFL RECORD

Year	Club	G/S	No	Yds	Avg	LG	TD
2016	Seattle	14/0	9	140	15.6	42t	2
2017	Seattle	5/0	0	0	0.0	0	0
<b>NFL TOTALS</b>		<b>19/0</b>	<b>9</b>	<b>140</b>	<b>15.6</b>	<b>42t</b>	<b>2</b>
POSTSEASON							
Year	Club	G/S	No	Yds	Avg	LG	TD
2016	Seattle	2/0	0	0	0.0	0	0
<b>NFL TOTALS</b>		<b>2/0</b>	<b>0</b>	<b>0</b>	<b>0.0</b>	<b>0</b>	<b>0</b>

### McEVOY'S SINGLE-GAME HIGHS

**Most Rec.:** 3 at Green Bay (12/11/16)      **Most Yards:** 42 at N.Y. Jets (10/2/16)  
**Most TDs:** 1, 2 Time, Last Green Bay (12/11/16)      **Longest Reception:** 42t at N.Y. Jets (10/2/16)

### ADDITIONAL STATS

**Special Teams Tackles:** 2016 (blocked punt), 2017 (2); Career: 2, blocked punt.  
**Passing:** 2016 (1-1, 43 yards), 2017 (0-1, INT) Career: (1-2, 43 yards, INT).





21

## J.D. McKISSIC

### RUNNING BACK

Height	5-10
Weight	195
College	Arkansas State
Seasons	NFL 2nd, Seahawks 2nd
Born	August 15, 1993
Hometown	Phenix City, Ala.

## McKISSIC'S 2017 SEASON

at GB (9/10): Inactive. SF (9/17): Inactive. at Ten (9/24): Inactive. Indy (10/1): Active for first game of 2017 in place of C.J. Prosise (ankle) and first touch on offense resulted in a 30-yard TD run. Also had a 27-yard TD reception late in the game on a fourth down play.

2017	Opponent	-----Rushing-----					-----Receiving-----					Total
		Att	Yds	Avg	LG	TD	Rec	Yds	Avg	LG	TD	
09/10	at Green Bay	Inactive										
09/17	San Francisco	Inactive										
09/24	at Tennessee	Inactive										
10/01	Indianapolis	4	38	9.5	30t	1	1	27	27.0	27t	1	65
10/08	at L.A. Rams	2	0	0.0	3	0	3	36	12.0	21	0	36
<b>TOTALS (2/0)</b>		<b>6</b>	<b>38</b>	<b>6.3</b>	<b>30t</b>	<b>1</b>	<b>4</b>	<b>63</b>	<b>15.8</b>	<b>27t</b>	<b>1</b>	<b>101</b>

## McKISSIC'S NFL RECORD

Club	G/S	Rushing					Receiving				
		Att	Yds	Avg	LG	TD	No	Yds	Avg	LG	TD
2016 Seattle	1/0	1	2	2.0	2	0	2	16	8.0	10	0
2017 Seattle	2/0	6	38	6.3	30t	1	4	63	15.8	27t	1
<b>NFL TOTALS</b>	<b>3/0</b>	<b>7</b>	<b>40</b>	<b>5.7</b>	<b>30t</b>	<b>1</b>	<b>6</b>	<b>79</b>	<b>13.2</b>	<b>27t</b>	<b>1</b>

Club	G/S	POSTSEASON Rushing					Receiving				
		Att	Yds	Avg	LG	TD	No	Yds	Avg	LG	TD
2016 Seattle	2/0	1	3	3.0	3	0	1	5	5.0	5	0
<b>NFL TOTALS</b>	<b>2/0</b>	<b>1</b>	<b>3</b>	<b>3.0</b>	<b>3</b>	<b>0</b>	<b>1</b>	<b>5</b>	<b>5.0</b>	<b>5</b>	<b>0</b>

### McKISSIC'S SINGLE-GAME HIGHS

**Rushing**  
**Rush Attempts:** 4 vs. Indianapolis (10/1/17)  
**Rush Yards:** 38 vs. Indianapolis (10/1/17)  
**Longest Rush:** 30 vs. Indianapolis (10/1/17)  
**Most Rush TDs:** 1 vs. Indianapolis (10/1/17)

**Receiving**  
**Most Rec.:** 3 at L.A. Rams (10/8/17)  
**Most Rec. Yards:** 36 at L.A. Rams (10/8/17)  
**Longest Reception:** 27 vs. Indianapolis (10/1/17)  
**Most Rec. TDs:** 1 vs. Indianapolis (10/1/17)



38

## TRE MADDEN

### FULLBACK

Height	6-0
Weight	235
College	Southern California
Seasons	NFL 2nd, Seahawks 2nd
Born	August 16, 1993
Hometown	Aliso Viejo, Calif.

## MADDEN'S 2017 SEASON

at GB (9/10): Made first-career start at FB. SF (9/17): Started at FB. at Ten (9/24): Had a special teams tackle.

2017	Opponent	-----Rushing-----					-----Receiving-----					Total
		Att	Yds	Avg	LG	TD	Rec	Yds	Avg	LG	TD	
09/10	at Green Bay	0	0	0.0	0	0	0	0	0.0	0	0	0
09/17	San Francisco	0	0	0.0	0	0	0	0	0.0	0	0	0
09/24	at Tennessee	0	0	0.0	0	0	0	0	0.0	0	0	0
10/01	Indianapolis	0	0	0.0	0	0	0	0	0.0	0	0	0
10/08	at L.A. Rams	0	0	0.0	0	0	0	0	0.0	0	0	0
<b>TOTALS (5/2)</b>		<b>0</b>	<b>0</b>	<b>0.0</b>	<b>0</b>	<b>0</b>	<b>0</b>	<b>0</b>	<b>0.0</b>	<b>0</b>	<b>0</b>	<b>0</b>

**Additional Stats:** Special Teams Tackles: 2.

## MADDEN'S NFL RECORD

Club	G/S	Rushing					Receiving				
		Att	Yds	Avg	LG	TD	No	Yds	Avg	LG	TD
2016 Seattle		Injured Reserve									
2017 Seattle	5/2	0	0	0.0	0	0	0	0	0.0	0	0
<b>NFL TOTALS</b>	<b>5/2</b>	<b>0</b>	<b>0</b>	<b>0.0</b>	<b>0</b>	<b>0</b>	<b>0</b>	<b>0</b>	<b>0.0</b>	<b>0</b>	<b>0</b>

### MADDEN'S SINGLE-GAME HIGHS

**Rushing**  
**Rush Attempts:** None  
**Rush Yards:** None  
**Longest Rush:** None  
**Most Rush TDs:** None

**Receiving**  
**Most Rec.:** None  
**Most Rec. Yards:** None  
**Longest Reception:** None  
**Most Rec. TDs:** None

### ADDITIONAL STATS

**Special Teams Tackles:** 2017 (2); Career: 2.



51

## JUSTIN MARCH-LILLARD

### LINEBACKER

**Height** 6-0  
**Weight** 227  
**College** Akron  
**Seasons** NFL 3rd, Seahawks 1st  
**Born** July 5, 1993  
**Hometown** Danville, Ill.

#### NFL TRANSACTIONS:

05/11/15: Signed with Kansas City as undrafted rookie free agent  
 09/01/15: Placed on IR  
 02/16/16: Activated from IR  
 10/18/16: Placed on IR  
 12/21/16: Designated to return from IR  
 12/30/16: Activated from IR  
 09/02/17: Waived by Kansas City  
 09/03/17: Claimed off waivers by Miami  
 09/26/17: Waived by Miami  
 09/27/17: Claimed off waivers by Seattle

#### NFL CAREER HIGHLIGHTS:

- Originally signed with Kansas City as an undrafted free agent on May 11, 2015.
- Was waived by Kansas City following training camp in 2017 and was claimed by Miami. Saw action in two games for the Dolphins, all on special teams.
- Started the first five games of 2016 for the Chiefs totalling 22 tackles and two passes

defensed before before being placed on injured reserve. Returned from IR the final week of the regular season but was inactive. Saw action in one postseason game in 2016.

- Spent the entire 2015 season on injured reserve.

**COLLEGE:** Played in 46 games (35 starts), recording 250 tackles (125 solo), including 3.5 sacks (-22 yards) and 14 tackles for loss in four seasons at Akron. Also had four interceptions returned 34 yards, 14 pass breakups and two forced fumbles. Returned one interception for a touchdown in 2013.

**PERSONAL:** Four-year letterwinner at Danville High School in Danville, Ill. Earned first-team all-conference and all-area honors and was named all-area player of the year as a senior after he recorded 153 tackles. Played in the 2010 East-West All-Star Game. Member of two conference championship teams his junior and senior seasons. Also was a three-year letterwinner in basketball and a two-year letter-winner in baseball.

## MARCH-LILLARD'S NFL RECORD

Club	G/S	Tackles					Sacks		Interceptions						
		Tkl	So	Ast	QB	Yds	No	Yds	Avg	LG	TD	PD	FF	FR	Yds
2015 Kansas City	0/0	Injured Reserve													
2016 Kansas City	5/5	22	15	7	0.0	0.0	0	0	0.0	0	0	2	0	0	0
2017 Miami	2/0	0	0	0	0.0	0.0	0	0	0.0	0	0	0	0	0	0
Seattle	1/0	0	0	0	0.0	0.0	0	0	0.0	0	0	0	0	0	0
<b>NFL TOTALS</b>	<b>8/0</b>	<b>22</b>	<b>15</b>	<b>7</b>	<b>0.0</b>	<b>0.0</b>	<b>0</b>	<b>0</b>	<b>0.0</b>	<b>0</b>	<b>0</b>	<b>2</b>	<b>0</b>	<b>0</b>	<b>0</b>

#### POSTSEASON

Club	G/S	Tackles					Sacks		Interceptions						
		Tkl	So	Ast	QB	Yds	No	Yds	Avg	LG	TD	PD	FF	FR	Yds
2015 Kansas City	0/0	Injured Reserve													
2016 Kansas City	1/0	0	0	0	0.0	0.0	0	0	0.0	0	0	0	0	0	0
<b>NFL TOTALS</b>	<b>1/0</b>	<b>0</b>	<b>0</b>	<b>0</b>	<b>0.0</b>	<b>0.0</b>	<b>0</b>	<b>0</b>	<b>0.0</b>	<b>0</b>	<b>0</b>	<b>0</b>	<b>0</b>	<b>0</b>	<b>0</b>

## MARCH-LILLARD'S SINGLE-GAME HIGHS

**Tackles:** 9 vs. San Diego (9/11/16)  
**Sacks:** None  
**Int.:** None

**FF:** None  
**FR:** None

## ADDITIONAL STATS

**Special Teams Tackles:** 2017 (1); **Career:** 1.

## MARCH-LILLARD'S 2017 SEASON

Claimed off waivers from Miami on September 27. Waived October 7. **at Indy (10/1):** Saw action in first game with Seattle, all on special teams.

### MARCH-LILLARD'S 2017 GAME-BY-GAME

Game	G/S	T	S	A	QB	Yds.	QH	Int.	Yds.	PD	FF	FR	Yds.
<i>With Miami</i>													
at LAC (9/17)	1/0	Speical Teams Only											
at NYJ (9/24)	1/0	Special Teams Only											
<i>With Seattle</i>													
Indy (10/1)	1/0	Special Teams Only											
<b>Totals</b>	<b>3/0</b>	<b>0</b>	<b>0</b>	<b>0</b>	<b>0.0</b>	<b>0.0</b>	<b>0</b>	<b>0</b>	<b>0</b>	<b>0</b>	<b>0</b>	<b>0</b>	<b>0</b>

**Additional Stats:** Special Teams Tackles: 1.



**70 REES ODHIAMBO**  
GUARD


Height 6-4  
Weight 315  
College Boise State  
Seasons NFL 2nd, Seahawks 2nd  
Born September 23, 1992  
Hometown Mansfield, Ohio  
Pronunciation Reece oh-dee-AHM-bo

### ODHIAMBO'S 2017 SEASON

at GB (9/10): Made first-career start at LT. SF (9/17): Started at LT. at Ten (9/24): Started at LT. Indy (10/1): Started at LT and helped lead team to 477 total yards, including a season high 194 rushing yards.

### ODHIAMBO'S NFL RECORD

Year	Team	GP/GS	Postseason
2016	Seattle	8/0	1/0
2017	Seattle	5/5	
<b>NFL TOTALS</b>		<b>13/5</b>	<b>1/0</b>



**69 TYLER OTT**  
LONG SNAPPER


Height 6-3  
Weight 253  
College Harvard  
Seasons NFL 3rd, Seahawks 2nd  
Born February 28, 1992  
Hometown Tulsa, Okla.

### OTT'S 2017 SEASON

at GB (9/10): Handled snapping duties. SF (9/17): Handled snapping duties. at Ten (9/24): Handled snapping duties. Indy (10/1): Handled snapping duties. at LA (10/8): Handled snapping duties.

### OTT'S NFL RECORD

Year	Team	GP/GS	Postseason
2015	N.Y. Giants	1/0	
2016	Cincinnati	3/0	
	Seattle	-	2/0
2017	Seattle	5/0	
<b>NFL TOTALS</b>		<b>9/0</b>	<b>2/0</b>



77

## ETHAN POCIC

GUARD/TACKLE

Height	6-6
Weight	309
College	Louisiana State
NFL Seasons	Rookie
Born	August 5, 1995
Hometown	Lemont, Ill.
Pronunciation	POE-sick

### POCIC'S 2017 SEASON

at GB (9/10): Saw action on special teams. SF (9/17): Saw action on special teams. at Ten (9/24): Saw action on special teams. Indy (10/1): Saw action on special teams. at LA (10/8): Saw action on special teams and had a 13-yard kickoff return.

#### POCIC'S NFL RECORD

Year	Team	GP/GS	Postseason
2017	Seattle	4/0	
<b>NFL TOTALS</b>		<b>4/0</b>	<b>0/0</b>



22

## C.J. PROSISE

RUNNING BACK

Height	6-1
Weight	225
College	Notre Dame
Seasons	NFL 2nd, Seahawks 2nd
Born	May 20, 1994
Hometown	Petersburg, Va.

### PROSISE'S 2017 SEASON

at GB (9/10): Saw action at RB. SF (9/17): Saw action at RB. Indy (10/1): Inactive (ankle). at LA (10/8): Inactive (ankle).

2017	Opponent	-----Rushing-----					-----Receiving-----					
		Att	Yds	Avg	LG	TD	Rec	Yds	Avg	LG	TD	Total
09/10	at Green Bay	4	11	2.8	8	0	0	0	0.0	0	0	11
09/17	San Francisco	0	0	0.0	0	0	3	22	7.3	9	0	22
09/24	at Tennessee	4	9	2.3	6	0	3	65	21.7	46	0	74
10/01	Indianapolis	Inactive (ankle)										
10/08	at L.A. Rams	Inactive (ankle)										
<b>TOTALS (3/0)</b>		<b>8</b>	<b>20</b>	<b>2.5</b>	<b>8</b>	<b>0</b>	<b>6</b>	<b>87</b>	<b>14.5</b>	<b>46</b>	<b>0</b>	<b>107</b>

#### PROSISE'S NFL RECORD

Year	Team	G/S	Rushing					Receiving				
			Att	Yds	Avg	LG	TD	No	Yds	Avg	LG	TD
2016	Seattle	6/2	30	172	5.7	72t	1	17	208	12.2	43	0
2017	Seattle	3/0	8	20	2.5	8	0	6	87	14.5	46	0
<b>NFL TOTALS</b>		<b>9/2</b>	<b>38</b>	<b>192</b>	<b>5.1</b>	<b>72t</b>	<b>1</b>	<b>23</b>	<b>295</b>	<b>12.8</b>	<b>46</b>	<b>0</b>

#### PROSISE'S SINGLE-GAME HIGHS

##### RUSHING

**Rush Attempts:** 17 at New England (11/13/16)  
**Rush Yards:** 76 vs. Philadelphia (11/20/16)  
**Longest Rush:** 72t vs. Philadelphia (11/20/16)  
**Most Rush TDs:** 1 vs. Philadelphia (11/20/16)

##### RECEIVING

**Most Rec.:** 7 at New England (11/13/16)  
**Most Rec. Yards:** 87 at New England (11/13/16)  
**Longest Reception:** 46 at Tennessee (9/24/17)  
**Most Rec. TDs:** None

#### PROSISE'S GAME-BY-GAME

2016	Opponent	-----Rushing-----					-----Receiving-----					
		Att	Yds	Avg	LG	TD	Rec	Yds	Avg	LG	TD	Total
9/11	Miami	1	-2	-2.0	-2	0	1	13	13.0	13	0	11
Games 2-5		Inactive (wrist)										
10/23	at Arizona	1	0	0.0	0	0	2	17	8.5	9	0	17
10/30	at New Orleans	4	23	5.8	8	0	4	80	20.0	43	0	103
11/7	Buffalo	3	9	3.0	4	0	1	6	6.0	6	0	15
11/13	at New England	17	66	3.9	10	0	7	87	12.4	38	0	153
11/20	Philadelphia	4	76	19.0	72t	1	2	5	2.5	5	0	81
Games 11-16		Inactive (shoulder)										
<b>TOTALS (6/2)</b>		<b>30</b>	<b>172</b>	<b>5.7</b>	<b>72T</b>	<b>1</b>	<b>17</b>	<b>208</b>	<b>12.2</b>	<b>43</b>	<b>0</b>	<b>380</b>
1/7	Detroit	Inactive (shoulder)										
1/14	at Atlanta	Inactive (shoulder)										
<b>TOTALS (0/0)</b>		<b>0</b>	<b>0</b>	<b>0.0</b>	<b>0</b>	<b>0</b>	<b>0</b>	<b>0</b>	<b>0.0</b>	<b>0</b>	<b>0</b>	<b>0</b>



34

## THOMAS RAWLS

### RUNNING BACK

**Height** 5-9  
**Weight** 215  
**College** Central Michigan  
**Seasons** NFL 3rd, Seahawks 3rd  
**Born** August 3, 1993  
**Hometown** Flint, Mich.

## RAWLS' 2017 SEASON

at GB (9/10): Inactive (ankle). SF (9/17): Started at RB and had five rushes for four yards. at Ten (9/24): Saw limited action at RB. Indy (10/1): Inactive. at LA (10/8): Saw action at RB.

2017	Opponent	-----Rushing-----					-----Receiving-----					Total	
		Att	Yds	Avg	LG	TD	Rec	Yds	Avg	LG	TD		
09/10	at Green Bay	Inactive (ankle)											
09/17	San Francisco	5	4	0.8	7	0	0	0	0.0	0	0	0	4
09/24	at Tennessee	0	0	0.0	0	0	0	0	0.0	0	0	0	0
10/01	Indianapolis	Inactive											
10/08	at L.A. Rams	8	20	2.5	7	0	2	15	7.5	14	0	0	35
<b>TOTALS (3/1)</b>		<b>13</b>	<b>24</b>	<b>1.8</b>	<b>7</b>	<b>0</b>	<b>2</b>	<b>15</b>	<b>7.5</b>	<b>14</b>	<b>0</b>	<b>0</b>	<b>39</b>

## RAWLS' NFL RECORD

Club	Team	G/S	Rushing					Receiving				
			Att	Yds	Avg	LG	TD	No	Yds	Avg	LG	TD
2015	Seattle	13/7	147	830	5.6	69t	4	9	76	8.4	31t	1
2016	Seattle	9/7	109	349	3.2	45t	3	13	96	7.4	20	0
2017	Seattle	3/1	13	24	1.8	7	0	2	15	7.5	14	0
<b>NFL TOTALS</b>		<b>25/15</b>	<b>269</b>	<b>1,203</b>	<b>4.5</b>	<b>69t</b>	<b>7</b>	<b>24</b>	<b>187</b>	<b>7.8</b>	<b>31t</b>	<b>1</b>

### POSTSEASON

Club	Team	G/S	Rushing					Receiving				
			Att	Yds	Avg	LG	TD	No	Yds	Avg	LG	TD
2015	Seattle	Injured Reserve (ankle)										
2016	Seattle	2/2	38	195	5.1	32	1	1	1	1.0	1	0
<b>NFL TOTALS</b>		<b>2/2</b>	<b>38</b>	<b>195</b>	<b>5.1</b>	<b>32</b>	<b>1</b>	<b>1</b>	<b>1</b>	<b>1.0</b>	<b>1</b>	<b>0</b>

## RAWLS' SINGLE-GAME HIGHS

### RUSHING

**Rush Attempts:** 30 vs. San Francisco (11/22/15)  
**Rush Yards:** 209 vs. San Francisco (11/22/15)  
**Longest Rush:** 69t at Cincinnati (10/11/15)  
**Most Rush TDs:** 2 vs. Carolina (12/4/16)

### RECEIVING

**Most Rec.:** 3 three times, last at L.A. Rams (9/18/16)  
**Most Rec. Yards:** 46 vs. San Francisco (11/22/15)  
**Longest Reception:** 31t vs. San Francisco (11/22/15)  
**Most Rec. TDs:** 1 vs. San Francisco (11/22/15)

## RAWLS' GAME-BY-GAME

2015	Opponent	-----Rushing-----					-----Receiving-----					Total
		Att	Yds	Avg	LG	TD	Rec	Yds	Avg	LG	TD	
9/13	at St. Louis	2	5	2.5	4	0	0	0	0.0	0	0	5
9/20	at Green Bay	0	0	0.0	0	0	0	0	0.0	0	0	0
9/27	Chicago	16	104	6.5	21	0	0	0	0.0	0	0	104
10/5	Detroit	17	48	2.8	10	0	1	-1	-1.0	-1	0	47
10/11	at Cincinnati	23	169	7.3	69t	1	0	0	0.0	0	0	169
10/18	Carolina	1	8	8.0	8	0	0	0	0.0	0	0	8
10/22	at San Francisco	6	32	5.3	17	0	2	9	4.5	5	0	41
11/1	at Dallas	4	10	2.5	7	0	0	0	0.0	0	0	10
11/15	Arizona	2	19	9.5	13	0	0	0	0.0	0	0	19
11/22	San Francisco	30	209	7.0	30	1	3	46	15.3	31t	1	255
11/29	Pittsburgh	21	81	3.9	17	1	0	0	0.0	0	0	81
12/6	at Minnesota	19	101	5.3	20	1	3	22	7.3	9	0	123
12/13	at Baltimore	6	44	7.3	16	0	0	0	0.0	0	0	44
<b>TOTALS (13/7)</b>		<b>147</b>	<b>830</b>	<b>5.6</b>	<b>69t</b>	<b>4</b>	<b>9</b>	<b>76</b>	<b>8.4</b>	<b>31t</b>	<b>1</b>	<b>906</b>

2016	Opponent	-----Rushing-----					-----Receiving-----					Total
		Att	Yds	Avg	LG	TD	Rec	Yds	Avg	LG	TD	
9/11	Miami	12	32	2.7	8	0	3	26	8.7	11	0	58
9/18	at L.A. Rams	7	-7	-1.0	-11	0	3	15	5.0	11	0	8
Games 3-9		Inactive (fibula)										
11/20	Philadelphia	14	57	4.1	18	0	3	31	10.3	20	0	88
11/27	at Tampa Bay	12	38	3.2	8	0	0	0	0.0	0	0	38
12/4	Carolina	15	106	7.1	45t	2	1	12	12.0	12	0	118
12/11	at Green Bay	12	67	5.6	15	0	1	7	7.0	7	0	74
12/15	L.A. Rams	21	34	1.6	12	0	2	5	2.5	6	0	39
12/24	Arizona	8	8	1.0	4	0	0	0	0.0	0	0	8
1/1/17	at San Francisco	8	14	1.8	7	1	0	0	0.0	0	0	14
<b>TOTALS (9/7)</b>		<b>109</b>	<b>349</b>	<b>3.2</b>	<b>45t</b>	<b>3</b>	<b>13</b>	<b>96</b>	<b>7.4</b>	<b>20</b>	<b>0</b>	<b>393</b>
1/7	Detroit	27	161	6.0	32	1	1	1	1.0	1	0	162
1/14	at Atlanta	11	34	3.1	11	0	0	0	0.0	0	0	34
<b>TOTALS (2/2)</b>		<b>38</b>	<b>195</b>	<b>5.1</b>	<b>32</b>	<b>1</b>	<b>1</b>	<b>1</b>	<b>1.0</b>	<b>1</b>	<b>0</b>	<b>196</b>



90

## JARRAN REED

DEFENSIVE TACKLE

Height	6-3
Weight	306
College	Alabama
Seasons	NFL 2nd, Seahawks 2nd
Born	December 16, 1992
Hometown	Goldsboro, N.C.
Pronunciation	JAIR-in

### REED'S 2017 SEASON

**at GB (9/10):** Started at DT and had three tackles. **SF (9/17):** Started at DT and had four tackles. **Indy (10/1):** Started at DT. **at LA (10/8):** Started at DT and helped limit Rams to zero points over the final 40 minutes.

#### REED'S 2017 GAME-BY-GAME

Game	G/S	T	S	A	QB	Yds.	QH	Int.	Yds.	PD	FF	FR	Yds.
at GB (9/10)	1/1	3	2	1	0.0	0.0	0	0	0	0	0	0	0
SF (9/17)	1/1	4	1	3	0.0	0.0	0	0	0	0	0	0	0
at Ten (9/24)	1/1	1	1	0	0.0	0.0	0	0	0	1	0	0	0
Indy (10/1)	1/1	3	1	2	0.0	0.0	1	0	0	0	0	0	0
at LA (10/8)	1/1	1	0	1	0.0	0.0	0	0	0	0	0	0	0
<b>Totals</b>	<b>5/5</b>	<b>12</b>	<b>5</b>	<b>7</b>	<b>0.0</b>	<b>0.0</b>	<b>1</b>	<b>0</b>	<b>0</b>	<b>1</b>	<b>0</b>	<b>0</b>	<b>0</b>

### REED'S NFL RECORD

Club	G/S	Tackles			Sacks		Interceptions								
		Tkl	So	Ast	QB	Yds	No	Yds	Avg	LG	TD	PD	FF	FR	Yds
2016 Seattle	15/6	35	13	22	1.5	3.5	0	0	0.0	0	0	3	0	0	0
2017 Seattle	5/5	12	5	7	0.0	0.0	0	0	0.0	0	0	1	0	0	0
<b>NFL TOTALS</b>	<b>20/11</b>	<b>47</b>	<b>18</b>	<b>29</b>	<b>1.5</b>	<b>3.5</b>	<b>0</b>	<b>0</b>	<b>0.0</b>	<b>0</b>	<b>0</b>	<b>4</b>	<b>0</b>	<b>0</b>	<b>0</b>

#### REED'S SINGLE-GAME HIGHS

**Tackles:** 5 at New England (11/13/16)  
**Sacks:** 1.0 vs. Atlanta (10/16/16)  
**Int.:** None

**FF:** None  
**FR:** None



10

## PAUL RICHARDSON

WIDE RECEIVER

Height	6-0
Weight	183
College	Colorado
Seasons	NFL 4th, Seahawks 4th
Born	April 13, 1992
Hometown	Los Angeles, Calif.

### P. RICHARDSON'S 2017 SEASON

**at GB (9/10):** Made first start since 2014 and had four receptions for 59 yards. **SF (9/17):** Dislocated a finger early in the game, but returned to have two receptions for 19 yards, including the game-winning 9-yard TD reception in the fourth quarter. **at Ten (9/24):** Had a TD reception for second-straight week.

2017	Opponent	No	Yds	Avg	LG	TD
09/10	at Green Bay	4	59	14.8	28	0
09/17	San Francisco	2	19	9.5	10	1
09/24	at Tennessee	2	30	15.0	22	1
10/01	Indianapolis	3	65	21.7	37	0
10/08	at L.A. Rams	3	35	11.7	14	0
<b>TOTALS (5/5)</b>		<b>14</b>	<b>208</b>	<b>14.9</b>	<b>37</b>	<b>2</b>

### RICHARDSON'S NFL RECORD

Year	Club	G/S	No	Yds	Avg	LG	TD
2014	Seattle	15/6	29	271	9.3	32	1
2015	Seattle	1/0	1	40	40.0	40	0
2016	Seattle	15/0	21	288	13.7	39	1
2017	Seattle	5/5	14	208	14.9	37	2
<b>NFL TOTALS</b>		<b>36/11</b>	<b>65</b>	<b>799</b>	<b>12.3</b>	<b>40</b>	<b>4</b>

#### POSTSEASON

Year	Club	G/S	No	Yds	Avg	LG	TD
2014	Seattle	1/0	1	21	21.0	21	0
2015	Seattle		Injured Reserve (hamstring)				
2016	Seattle	2/1	7	131	18.7	40	1
<b>NFL TOTALS</b>		<b>3/1</b>	<b>8</b>	<b>152</b>	<b>19.0</b>	<b>40</b>	<b>1</b>

#### RICHARDSON'S SINGLE-GAME HIGHS

**Most Receptions:** 5, 2 Times, Last vs. St. Louis (12/28/14)  
**Most TDs:** 1, 3 Times, Last vs. San Francisco (9/17/17)

**Most Yards:** 60 vs. St. Louis (12/28/14)  
**Longest Reception:** 40 vs. SF (11/22/15)

#### ADDITIONAL STATS

**Special Teams Tackles:** 2016 (2); Career: (2).  
**Kickoff Returns:** 2014 (16 for 376 yards, 23.5 avg., long of 47), 2016 (5 for 105 yards, 21.0 avg., long of 32); Career: (21 for 481 yards, 22.9 avg. long of 47). **Rushing:** 2016 (1 for 5 yards); Career: (1 for 5 yards).

## P. RICHARDSON'S GAME-BY-GAME RECEIVING

2014	Opponent	No	Yds	Avg	LG	TD	2015	Opponent	No	Yds	Avg	LG	TD
09/04	Green Bay	0	0	0.0	0	0	Games 1-8						
09/14	at San Diego	0	0	0.0	0	0	11/15	Arizona	1	40	40.0	40	0
09/21	Denver	1	7	7.0	7	0	11/22	San Francisco	Inactive (Hamstring)				
10/06	at Washington	0	0	0.0	0	0	11/29	Pittsburgh	Inactive (Hamstring)				
10/12	Dallas	Inactive					<b>TOTALS (1/0)</b>		<b>1</b>	<b>40</b>	<b>40.0</b>	<b>40</b>	<b>0</b>
10/19	at St. Louis	4	33	8.3	11	0	<b>2016</b>	<b>Opponent</b>	<b>No</b>	<b>Yds</b>	<b>Avg</b>	<b>LG</b>	<b>TD</b>
10/26	at Carolina	2	20	10.0	11	0	9/11	Miami	1	11	11.0	11	0
11/02	Oakland	3	12	4.0	10	0	9/18	at L.A. Rams	3	35	11.7	14	0
11/09	NY Giants	0	0	0.0	0	0	9/25	San Francisco	0	0	0.0	0	0
11/16	at Kansas City	3	24	8.0	10	0	10/2	at N.Y. Jets	1	27	27.0	27	0
11/23	Arizona	0	0	0.0	0	0	10/16	Atlanta	0	0	0.0	0	0
11/27	at San Francisco	1	6	6.0	6	0	10/23	at Arizona	1	10	10.0	10	0
12/07	at Philadelphia	2	27	13.5	20	0	10/30	at New Orleans	2	33	16.5	23	0
12/14	San Francisco	3	30	10.0	11	1	11/7	Buffalo	1	15	17.0	15	0
12/21	at Arizona	5	52	10.4	22	0	11/13	at New England	2	52	26.0	39	0
12/28	St. Louis	5	60	12.0	32	0	11/20	Philadelphia	1	6	6.0	6	0
<b>TOTALS (15/6)</b>		<b>29</b>	<b>271</b>	<b>9.3</b>	<b>32</b>	<b>1</b>	11/27	at Tampa Bay	1	17	17.0	17	0
1/10	Carolina	1	21	21.0	21	0	12/4	Carolina	Inactive (hamstring)				
<b>PLAYOFFS (1/0)</b>		<b>1</b>	<b>21</b>	<b>21.0</b>	<b>21</b>	<b>0</b>	12/11	at Green Bay	0	0	0.0	0	0
							12/15	L.A. Rams	0	0	0.0	0	0
							12/24	Arizona	4	42	10.5	16	1
							1/1/17	at San Francisco	4	40	10.0	18	0
							<b>TOTALS (15/0)</b>		<b>21</b>	<b>288</b>	<b>13.7</b>	<b>39</b>	<b>1</b>
							1/7	Detroit	3	48	16.0	27	1
							1/14	at Atlanta	4	83	20.8	40	0
							<b>TOTALS (2/1)</b>		<b>7</b>	<b>131</b>	<b>18.7</b>	<b>40</b>	<b>1</b>



91

## SHELDON RICHARDSON

### DEFENSIVE TACKLE

**Height** 6-3  
**Weight** 295  
**College** Missouri  
**Seasons** NFL 5th, Seahawks 1st  
**Born** November 29, 1990  
**Hometown** St. Louis, Mo.



#### NFL TRANSACTIONS:

04/25/13: Drafted by N.Y. Jets (1st Round, 13th)  
 09/05/15: Reserve/Suspended  
 09/03/16: Reserve/Suspended  
 09/01/17: Traded to Seattle

#### NFL CAREER HIGHLIGHTS:

- Originally drafted by the New York Jets in the first round (13th overall) in the 2013 NFL Draft.
- Started 56-of-58 games and posted 298 tackles, 18.0 sacks, six forced fumbles and three fumble recoveries in four seasons with the Jets.
- In 2014, led the team with a career-best 8.0 sacks, adding 84 tackles and earning his first Pro Bowl.
- Named NFL Defensive Rookie of the Year (2013) after starting 15-of-16 games, amassing 101 tackles, 3.5 sacks, one forced fumble, one pass defended and two rushing touchdowns.
- Tied with DL William "The Refrigerator" Perry for the most rushing touchdowns in a season and career by a defensive lineman with two.

**HONORS:** 2014: Pro Bowl. 2013: NFL Defensive Rookie of the Year.

**COLLEGE:** Started 23-of-34 college games he played, including 13-of-24 in two seasons at Missouri. In his time with the Tigers, recorded 116 tackles, 6.0 sacks, nine QB pressures, two fumble recoveries and four forced fumbles. Started all 11 games as a redshirt junior and earned All-American Dream Team and All-SEC second-team honors from The NFL Draft Report. Led SEC defensive tackles with a career-high 79 tackles. Registered 4.0 sacks, seven QB pressures, three forced fumbles, two fumble recoveries, three passes defended and blocked a kick. In his lone season at College of the Sequoias, he registered 65 tackles (including 17.0 for loss), 2.5 sacks, 15 QB pressures and two passes defended.

**PERSONAL:** Played high school football at Gateway Technical (MO) HS. As a senior, was considered the best defensive tackle and fourth-best player overall in the nation by Rivals.com. Named first-team All-American by EA Sports after he scored six defensive touchdowns and recorded 88 tackles and 19.0 sacks, while adding seven fumble recoveries, five forced fumbles and one interception. The five-star recruit (Rivals.com) also added 27 receptions for 541 yards and eight touchdowns from the tight end position. Son of Zelda and Michael Richardson. While in high school, he lettered in basketball and baseball. Also participated in track and field as a weight man.

## S. RICHARDSON'S NFL RECORD

Club	G/S	Tackles			Sacks		Interceptions								
		Tkl	So	Ast	QB	Yds	No	Yds	Avg	LG	TD	PD	FF	FR	Yds
2013 N.Y. Jets	16/15	78	42	36	3.5	29.0	0	0	0.0	0	0	1	1	0	0
2014 N.Y. Jets	16/16	67	42	25	8.0	41.5	0	0	0.0	0	0	1	1	1	0
2015 N.Y. Jets	11/11	35	20	15	5.0	28.5	0	0	0.0	0	0	2	2	0	0
2016 N.Y. Jets	15/14	62	38	24	1.5	13.0	0	0	0.0	0	0	2	1	2	0
2017 Seattle	5/5	12	7	5	0.0	0.0	1	5	5.0	5	0	1	0	1	20
<b>NFL TOTALS</b>	<b>63/61</b>	<b>254</b>	<b>149</b>	<b>105</b>	<b>18.0</b>	<b>112.0</b>	<b>1</b>	<b>5</b>	<b>5.0</b>	<b>5</b>	<b>0</b>	<b>7</b>	<b>5</b>	<b>4</b>	<b>20</b>

## S. RICHARDSON'S SINGLE-GAME HIGHS

**Tackles:** 9, 3 Times, Last vs. Buffalo (10/26/14)      **FF:** 1, 5 Times, Last vs. Buffalo (1/1/17)  
**Sacks:** 3.0, at Minnesota (12/7/14)      **FR:** 1, 4 Times, Last at L.A. Rams (10/8/17)  
**INT:** 1, at L.A. Rams (10/8/17)

## ADDITIONAL STATS

**Safeties:** 2014 (1); **Career:** (3).  
**Rushing:** 2013 (4 rushes, 4 yards, 1.0 avg., 1 long); **Career:** (4 rushes, 4 yards, 1.0 avg., 1 long).  
**Rushing Touchdowns:** 2013 (2); **Career:** (2).

## S. RICHARDSON'S 2017 SEASON

**at GB (9/10):** Started at DT in first game with Seattle and had four solo stops. **at LA (10/8):** Hauled in first-career interception on an attempted screen pass. Also recovered a Frank Clark forced fumble and returned it 20 yards late in the fourth quarter that set up the Seahawks final field goal.

## S. RICHARDSON'S 2017 GAME-BY-GAME

Game	G/S	T	S	A	QB	Yds.	QH	Int.	Yds.	PD	FF	FR	Yds.
at GB (9/10)	1/1	4	4	0	0.0	0.0	1	0	0	0	0	0	0
SF (9/17)	1/1	2	0	2	0.0	0.0	1	0	0	0	0	0	0
at Ten (9/24)	1/1	2	2	0	0.0	0.0	0	0	0	0	0	0	0
Indy (10/1)	1/1	4	1	3	0.0	0.0	0	0	0	0	0	0	0
at LA (10/8)	1/1	0	0	0	0.0	0.0	0	1	5	1	0	1	20
<b>Totals</b>	<b>5/5</b>	<b>12</b>	<b>7</b>	<b>5</b>	<b>0.0</b>	<b>0.0</b>	<b>2</b>	<b>1</b>	<b>5</b>	<b>1</b>	<b>0</b>	<b>1</b>	<b>20</b>





64

**JORDAN ROOS**  
GUARD

Height 6-3  
Weight 302  
College Purdue  
NFL Seasons Rookie  
Born July 6, 1993  
Hometown Celina, Texa

**ROOS' 2017 SEASON**

at GB (9/10): Inactive. SF (9/17): Inactive. at Ten (9/24): Inactive. Indy (10/1): Inactive. at LA (10/8): Inactive.

**ROOS' NFL RECORD**

Year	Team	GP/GS	Postseason
2017	Seattle	0/0	
<b>NFL TOTALS</b>		<b>0/0</b>	<b>0/0</b>



9

## JON RYAN

### PUNTER

**Height** 6-0  
**Weight** 217  
**College** Regina  
**Seasons** NFL 12th, Seahawks 10th  
**Born** November 26, 1981  
**Hometown** Regina, Saskatchewan

## RYAN'S 2017 SEASON

at GB (9/10): Landed four punts inside the 20.

2017 Opponent	No	Yds	Avg	Net Avg	LG	I20	TB	Blk
09/10 at Green Bay	6	275	45.8	45.8	59	4	0	0
09/17 San Francisco	7	309	44.1	38.4	57	3	0	0
09/24 at Tennessee	8	388	48.5	39.6	64	0	1	0
10/01 Indianapolis	1	35	35.0	35.0	35	1	0	0
10/08 at L.A. Rams	6	237	39.5	39.5	44	2	0	0
<b>TOTALS</b>	<b>28</b>	<b>1,244</b>	<b>44.4</b>	<b>40.5</b>	<b>64</b>	<b>10</b>	<b>1</b>	<b>0</b>

## RYAN'S NFL RECORD

Club	G/S	No	Yds	Avg	Net Avg	LG	I20	TB	Blk
2006 Green Bay	16/0	84	3,739	44.5	35.7	66	17	12	0
2007 Green Bay	16/0	60	2,664	44.4	37.6	72	18	11	2
2008 Seattle	15/0	78	3,557	45.6	37.9	63	22	12	1
2009 Seattle	16/0	88	4,068	46.2	38.7	70	28	9	0
2010 Seattle	16/0	78	3,254	41.7	37.3	63	27	1	0
2011 Seattle	16/0	95	4,431	46.6*	39.3	77*	34	8	0
2012 Seattle	16/0	65	2,963	45.6	40.8*	73	30	3	0
2013 Seattle	16/0	74	3,159	42.7	39.2	69	28	5	2
2014 Seattle	16/0	61	2,688	44.1	38.3	66	28	6	1
2015 Seattle	16/0	68	3,105	45.7	37.9	73	24	7	0
2016 Seattle	16/0	71	3,126	44.0	39.3	64	26	3	1
2017 Seattle	5/0	28	1,244	44.4	40.5	64	10	1	0
<b>NFL TOTALS</b>	<b>180/0</b>	<b>850</b>	<b>37,998</b>	<b>44.7</b>	<b>38.3</b>	<b>77</b>	<b>292</b>	<b>78</b>	<b>7</b>

### POSTSEASON

Club	G/S	No	Yds	Avg	Net Avg	LG	I20	TB	Blk
2007 Green Bay	2/0	9	298	33.1	28.2	43	3	1	0
2010 Seattle	2/0	13	470	36.2	33.0	52	4	0	0
2012 Seattle	2/0	6	214	35.7	30.3	50	2	1	0
2013 Seattle	3/0	9	356	39.6	28.9	46	2	0	0
2014 Seattle	3/0	15	635	42.3	36.2	61	6	0	0
2015 Seattle	2/0	8	286	35.8	34.9	42	4	0	0
2016 Seattle	2/0	5	232	46.4	44.4	60	2	0	0
<b>NFL TOTALS</b>	<b>16/0</b>	<b>65</b>	<b>2,491</b>	<b>38.3</b>	<b>35.1</b>	<b>61</b>	<b>23</b>	<b>2</b>	<b>0</b>

\* Club Record

## RYAN'S SINGLE-GAME HIGHS

**Punts:** 11 vs. Philadelphia (11/2/08)  
**Avg. (3 min.):** 61.0 at Dallas (11/6/11)  
**Net (3 min.):** 58.3 at Dallas (11/6/11)

**Longest:** 77\* at San Francisco (9/11/11)  
**Inside 20:** 6, 3 Times, Last at Miami (11/25/12)

## ADDITIONAL STATS

**Special Teams Tackles:** 2006 (1), 2007 (FR), 2009 (3), 2011 (3), 2015 (2); **Career:** (9, FR). **Passing:** 2007: 1-1 for 18 yards, 2009: 1-1 for 42 yards, 2016: 0-1 for 0 yards; **Career:** 2-3 for 60 yards.  
**Rushing:** 2006: One for -11, 2007: Two for 7, 2009: One for 0, 2010: One for -9; 2014: Two for 5 (fake FG and fumble punt snap), 2016: One for 26 (fake punt); **Career:** Eight for 18 yards.  
**Postseason Special Teams Passing:** 2014 (1-1, 19-yard TD on Fake FG). **Rushing:** 2015 (One for 4 yards following a low snap).



25

## RICHARD SHERMAN

### CORNERBACK

**Height** 6-3  
**Weight** 195  
**College** Stanford  
**Seasons** NFL 7th, Seahawks 7th  
**Born** March 30, 1988  
**Hometown** Compton, Calif.

## SHERMAN'S 2017 SEASON

**at GB (9/10):** Started at left CB and had two solo tackles. **SF (9/17):** Fought through sore hamstring during the practice week and started at LCB and had five tackles. **Indy (10/1):** Part of a defense that limited the Colts to 32 total yards in the second half, including zero passing. **at LA (10/8):** Helped limit NFL's leading scoring offense (35.5) 10 total points and zero over the final 40 minutes.

### SHERMAN'S 2017 GAME-BY-GAME

Game	G/S	T	S	A	QB	Yds.	QH	Int.	Yds.	PD	FF	FR	Yds.
at GB (9/10)	1/1	2	2	0	0.0	0.0	0	0	0	0	0	0	0
SF (9/17)	1/1	5	4	1	0.0	0.0	0	0	0	0	0	1	0
at Ten (9/24)	1/1	3	2	1	0.0	0.0	0	0	0	1	0	0	0
Indy (10/1)	1/1	2	1	1	0.0	0.0	0	0	0	1	0	0	0
at LA (10/8)	1/1	6	6	0	0.0	0.0	0	0	0	0	0	0	0
<b>Totals</b>	<b>5/5</b>	<b>18</b>	<b>15</b>	<b>3</b>	<b>0.0</b>	<b>0.0</b>	<b>0</b>	<b>0</b>	<b>0</b>	<b>2</b>	<b>0</b>	<b>1</b>	<b>0</b>

## SHERMAN'S NFL RECORD

Club	G/S	Tackles			Sacks		Interceptions								
		Tkl	So	Ast	QB	Yds	No	Yds	Avg	LG	TD	PD	FF	FR	Yds
2011 Seattle	16/10	53	46	7	0.0	0.0	4	45	11.3	33	0	17	1	0	0
2012 Seattle	16/16	62	52	10	1.0	16.0	8	57	7.1	29	1	24	3	1	0
2013 Seattle	16/16	49	38	11	0.0	0.0	8	125	15.6	58t	1	19	0	0	0
2014 Seattle	16/16	57	45	12	0.0	0.0	4	81	10.3	53	0	8	1	0	0
2015 Seattle	16/16	50	32	18	0.0	0.0	2	30	15.0	26	0	15	0	0	0
2016 Seattle	16/16	58	38	20	0.0	0.0	4	37	9.3	31	0	13	0	1	14
2017 Seattle	5/5	18	15	3	0.0	0.0	0	0	0.0	0	0	2	0	1	0
<b>NFL TOTALS</b>	<b>101/95</b>	<b>347</b>	<b>266</b>	<b>81</b>	<b>1.0</b>	<b>16.0</b>	<b>30</b>	<b>375</b>	<b>12.5</b>	<b>58t</b>	<b>2</b>	<b>98</b>	<b>5</b>	<b>3</b>	<b>14</b>

### POSTSEASON

Club	G/S	Tackles			Sacks		Interceptions								
		Tkl	So	Ast	QB	Yds	No	Yds	Avg	LG	TD	PD	FF	FR	Yds
2012 Seattle	2/2	0	0	0	0.0	0.0	0	0	0.0	0	0	3	0	0	0
2013 Seattle	3/3	10	4	6	0.0	0.0	0	0	0.0	0	0	2	0	0	0
2014 Seattle	3/3	10	7	3	0.0	0.0	2	0	0.0	0	0	3	0	0	0
2015 Seattle	2/2	9	8	1	0.0	0.0	0	0	0.0	0	0	2	0	0	0
2016 Seattle	2/2	13	7	6	0.0	0.0	0	0	0.0	0	0	0	0	0	0
<b>NFL TOTALS</b>	<b>10/10</b>	<b>42</b>	<b>26</b>	<b>16</b>	<b>0.0</b>	<b>0.0</b>	<b>2</b>	<b>0</b>	<b>0.0</b>	<b>0</b>	<b>0</b>	<b>10</b>	<b>0</b>	<b>0</b>	<b>0</b>

### SHERMAN'S SINGLE-GAME HIGHS

**Tackles:** 8, 5 Times, Last at New Orleans (10/30/16) **Forced Fumbles:** 1, 5 Times, Last vs. Oakland (12/9/14)  
**Interceptions:** 2, 5 Times, Last at N.Y. Jets (10/2/16) **Fumble Recoveries:** 1, 2 Times, Last vs. N.E. (12/9/12)  
**Sacks:** 1.0, vs. N.Y. Jets (11/11/12)

### ADDITIONAL STATS

**Special Teams Tackles:** 2011 (2); **Career:** (2).  
**Punt Returns:** 2013 (1 for -6), 2014 (1 for 0), 2015 (1 for 64), 2016 (1 for 6); **Career:** (4 for 64, 16.0 avg.).  
**Touchdowns:** 2012 (19 yd. INT return, 90 yd. FG block return); 2013 (58 yd. INT return).



98

## GARRISON SMITH

DEFENSIVE TACKLE

Height	6-1
Weight	295
College	Georgia
Seasons	NFL 4th, Seahawks 2nd
Born	October 9, 1991
Hometown	Atlanta, Ga.

### G. SMITH'S 2017 SEASON

Signed to the active roster on September 19. **at Ten (9/24):** Saw action in first game of the season and assisted on one tackle.

#### G. SMITH'S 2017 GAME-BY-GAME

Game	G/S	T	S	A	QB	Yds.	QH	Int.	Yds.	PD	FF	FR	Yds.
at Ten (9/24)	1/0	1	0	1	0.0	0.0	0	0	0	0	0	0	0
Indy (10/1)	1/0	3	1	2	0.0	0.0	0	0	0	0	0	0	0
at LA (10/8)	1/0	0	0	0	0.0	0.0	0	0	0	0	0	0	0
<b>Totals</b>	<b>3/0</b>	<b>4</b>	<b>1</b>	<b>3</b>	<b>0.0</b>	<b>0.0</b>	<b>0</b>	<b>0</b>	<b>0</b>	<b>0</b>	<b>0</b>	<b>0</b>	<b>0</b>

### G. SMITH'S NFL RECORD

Club	G/S	Tackles			Sacks		Interceptions									
		Tkl	So	Ast	QB	Yds	No	Yds	Avg	LG	TD	PD	FF	FR	Yds	
2014 Miami																
New Orleans																
San Francisco																
2015 San Francisco																
2016 Seattle	3/0	5	1	4	0.0	0.0	0	0	0.0	0	0	0	0	0	0	0
2017 Seattle	3/0	4	1	3	0.0	0.0	0	0	0.0	0	0	0	0	0	0	0
<b>NFL TOTALS</b>	<b>6/0</b>	<b>9</b>	<b>2</b>	<b>7</b>	<b>0.0</b>	<b>0.0</b>	<b>0</b>	<b>0</b>	<b>0.0</b>	<b>0</b>	<b>0</b>	<b>0</b>	<b>0</b>	<b>0</b>	<b>0</b>	<b>0</b>



97

## MARCUS SMITH

DEFENSIVE END

Height	6-3
Weight	258
College	Louisville
Seasons	NFL 4th, Seahawks 1st
Born	March 31, 1992
Hometown	Columbus, Ga.

### M. SMITH'S 2017 SEASON

**at GB (9/10):** Saw limited action at DE and had a solo stop for a loss. **SF (9/17):** Active but did not play. **Indy (10/1):** Part of a defense that limited the Colts to 32 total yards in the second half, including zero passing. Led team with a career high 1.5 sacks, including a sack fumble that led to a Bobby Wagner 21-yard TD return.

#### M. SMITH'S 2017 GAME-BY-GAME

Game	G/S	T	S	A	QB	Yds.	QH	Int.	Yds.	PD	FF	FR	Yds.
at GB (9/10)	1/0	1	1	0	0.0	0.0	0	0	0	0	0	0	0
SF (9/17)	0/0	Did Not Play											
at Ten (9/24)	1/0	1	1	0	0.0	0.0	0	0	0	0	0	0	0
Indy (10/1)	1/0	2	1	1	1.5	2.5	1	0	0	0	1	0	0
at LA (10/8)	1/0	1	1	0	0.0	0.0	0	0	0	0	0	0	0
<b>Totals</b>	<b>4/0</b>	<b>5</b>	<b>4</b>	<b>1</b>	<b>1.5</b>	<b>2.5</b>	<b>1</b>	<b>0</b>	<b>0</b>	<b>0</b>	<b>1</b>	<b>0</b>	<b>0</b>

**Additional Stats:** Special Teams Tackles: 1.

### M. SMITH'S NFL RECORD

Club	G/S	Tackles			Sacks		Interceptions									
		Tkl	So	Ast	QB	Yds	No	Yds	Avg	LG	TD	PD	FF	FR	Yds	
2014 Philadelphia	8/0	1	0	1	0.0	0.0	0	0	0.0	0	0	0	0	0	0	0
2015 Philadelphia	13/0	7	2	5	1.5	8.5	0	0	0.0	0	0	0	0	0	0	
2016 Philadelphia	16/0	16	9	7	2.5	4.0	0	0	0.0	0	0	0	0	0	0	
2017 Seattle	4/0	5	4	1	1.5	2.5	0	0	0.0	0	0	1	0	0	0	
<b>NFL TOTALS</b>	<b>41/0</b>	<b>29</b>	<b>15</b>	<b>14</b>	<b>5.5</b>	<b>14.5</b>	<b>0</b>	<b>0</b>	<b>0.0</b>	<b>0</b>	<b>0</b>	<b>1</b>	<b>0</b>	<b>0</b>	<b>0</b>	

#### M. SMITH'S SINGLE-GAME HIGHS

**Tackles:** 3, 2 times, Last vs. NYG (12/22/16) **FF:** 1 vs. Indianapolis (10/1/17)  
**Sacks:** 1.5 vs. Indianapolis (10/1/17) **FR:** None  
**INT:** None

#### ADDITIONAL STATS

**Special Teams Tackles:** 2015 (3), 2016 (4), 2017 (1);  
**Career:** (8).





33

## TEDRIC THOMPSON

SAFETY

Height	6-0
Weight	204
College	Colorado
NFL Seasons	Rookie
Born	January 20, 1995
Hometown	Valencia, Calif.
Pronunciation	TEH-drik

### THOMPSON'S 2017 SEASON

at GB (9/10): Inactive. SF (9/17): Inactive. at Ten (9/24): Inactive. Indy (10/1): Inactive. at LA (10/8): Active for first game, but did not play.

#### THOMPSON'S 2017 GAME-BY-GAME

Game	G/S	T	S	A	QB	Yds.	QH	Int.	Yds.	PD	FF	FR	Yds.
at GB (9/10)	0/0	Inactive											
SF (9/17)	0/0	Inactive											
at Ten (9/24)	0/0	Inactive											
Indy (10/1)	0/0	Inactive											
at LA (10/8)	0/0	Did Not Play											
<b>Totals</b>	<b>0/0</b>	<b>0</b>	<b>0</b>	<b>0</b>	<b>0.0</b>	<b>0.0</b>	<b>0</b>	<b>0</b>	<b>0</b>	<b>0</b>	<b>0</b>	<b>0</b>	<b>0</b>



23

## NEIKO THORPE

CORNERBACK

Height	6-2
Weight	210
College	Auburn
Seasons	NFL 5th, Seahawks 2nd
Born	February 11, 1990
Hometown	Tucker, Ga.

### THORPE'S 2017 SEASON

at GB (9/10): Saw action at CB and on special teams where he had one tackle. SF (9/17): Saw action on special teams but injured ankle and did not return. at Ten (9/24): Inactive (ankle). Indy (10/1): Inactive (ankle). at LA (10/8): Returned from ankle injury and had a special teams tackle and recovered a fumble on punt return.

#### THORPE'S 2017 GAME-BY-GAME

Game	G/S	T	S	A	QB	Yds.	QH	Int.	Yds.	PD	FF	FR	Yds.
at GB (9/10)	1/0	0	0	0	0.0	0.0	0	0	0	0	0	0	0
SF (9/17)	1/0	Special Teams Only											
at Ten (9/24)	0/0	Inactive (ankle)											
Indy (10/1)	0/0	Inactive (ankle)											
at LA (10/8)	1/0	Special Teams Only											
<b>Totals</b>	<b>3/0</b>	<b>0</b>	<b>0</b>	<b>0</b>	<b>0.0</b>	<b>0.0</b>	<b>0</b>	<b>0</b>	<b>0</b>	<b>0</b>	<b>0</b>	<b>0</b>	<b>0</b>

**Special Teams Tackles:** 2, FR.

### THORPE'S NFL RECORD

Club	Tackles				Sacks		Interceptions								
	G/S	Tkl	So	Ast	QB	Yds	No	Yds	Avg	LG	TD	PD	FF	FR	Yds
2012 Kansas City	9/0	4	4	0	0.0	0.0	0	0	0.0	0	0	0	0	0	0
2014 Oakland	14/0	2	1	1	0.0	0.0	0	0	0.0	0	0	3	0	0	0
2015 Oakland	14/2	36	33	3	0.0	0.0	1	-12	-12.0	-12	0	6	0	0	0
2016 Seattle	15/0	10	7	3	0.0	0.0	0	0	0.0	0	0	0	0	0	0
2017 Seattle	3/0	0	0	0	0.0	0.0	0	0	0.0	0	0	0	0	0	0
<b>NFL TOTALS</b>	<b>55/2</b>	<b>52</b>	<b>45</b>	<b>7</b>	<b>0.0</b>	<b>0.0</b>	<b>1</b>	<b>-12</b>	<b>-12.0</b>	<b>-12</b>	<b>0</b>	<b>9</b>	<b>0</b>	<b>0</b>	<b>0</b>

#### POSTSEASON

Club	Tackles				Sacks		Interceptions								
	G/S	Tkl	So	Ast	QB	Yds	No	Yds	Avg	LG	TD	PD	FF	FR	Yds
2016 Seattle	2/2	2	2	0	0.0	0.0	0	0	0.0	0	0	0	0	0	0
<b>NFL TOTALS</b>	<b>2/0</b>	<b>2</b>	<b>2</b>	<b>0</b>	<b>0.0</b>	<b>0.0</b>	<b>0</b>	<b>0</b>	<b>0.0</b>	<b>0</b>	<b>0</b>	<b>0</b>	<b>0</b>	<b>0</b>	<b>0</b>

#### THORPE'S SINGLE-GAME HIGHS

<b>Tackles:</b> 7 vs. N.Y. Jets (11/1/15)	<b>Forced Fumbles:</b> None
<b>Interceptions:</b> 1 vs. Baltimore (9/20/15)	<b>Fumble Recoveries:</b> None
<b>Sacks:</b> None	<b>Touchdowns:</b> None

#### ADDITIONAL STATS

**Special Teams Tackles:** 2014 (6), 2015 (4), 2016 (9), 2017 (2, FR); **Career:** (21, FR).  
**Postseason Special Teams Tackles:** 2016 (1); **Career:** (1).



73

## MATT TOBIN

### TACKLE

Height	6-5
Weight	303
College	Iowa
Seasons	NFL 5th, Seahawks 1st
Born	June 5, 1990
Hometown	Dyersville, Iowa

#### NFL TRANSACTIONS:

05/10/13: Signed with Philadelphia as undrafted FA  
 05/16/16: Re-signed with Philadelphia  
 12/13/16: Placed on IR (knee)  
 08/22/17: Traded to Seattle

#### NFL CAREER HIGHLIGHTS:

- Started 21 of 42 games played for Philadelphia from 2013-16.
- In 2015, replaced T/G Andrew Gardner as the starting RG after Gardner suffered a season-ending injury in Week 3 at NYJ (9/27/15). Went on to start 13 games.
- Made his first NFL start at SF (9/28/14), filling in for an injured Evan Mathis at left guard.

**COLLEGE:** Started the final 22 games of his collegiate career, seeing time at both tackle and guard for the Hawkeyes. Honored with the 2012 Brett Greenwood Award, which is awarded to a walk-on student-athlete who embodies the values and behaviors of former Hawkeye walk-on Brett Greenwood. Started all 12 contests for the Hawkeyes as a senior, seeing time at both tackle

and guard. Saw action in all 13 games as a junior in 2011, with 10 starts at left guard.

**PERSONAL:** Earned second-team all-state honors as a senior captain at Beckman Catholic High School in Dyersville, IA. Played on both the offensive and defensive lines. Also earned first-team All-District honors and was named captain of the All-Area squad. Also earned two letters in baseball and track and field at Beckman Tobin is married to wife Shawna Determann. Tobin earned his degree from Iowa in geoscience.

### TOBIN'S NFL RECORD

Year	Team	GP/GS	Postseason
2013	Philadelphia	— 1/0	1/0
2014	Philadelphia	— 13/7	0/0
2015	Philadelphia	— 16/13	0/0
2016	Philadelphia	— 12/1	0/0
2017	Seattle	— 4/0	0/0
NFL TOTALS	—	46/21	1/0

### TOBIN'S 2017 SEASON

**at GB (9/10):** Saw action on special teams. **SF (9/17):** Active but did not play. **at Ten (9/24):** Saw limited action as extra blocker in jumbo package and at the end of the game for Rees Odhiambo. **Indy (10/1):** Saw action as extra blocker in jumbo package and on special teams. **at LA (10/8):** Saw action as extra blocker in jumbo package and on special teams.



81

## NICK VANNETT

### TIGHT END

Height	6-6
Weight	261
College	Ohio State
Seasons	NFL 2nd, Seahawks 2nd
Born	March 6, 1993
Hometown	Westerville, Ohio
Pronunciation	VAN-NET

### VANNETT'S 2017 SEASON

**at GB (9/10):** Saw action at TE and had a 10-yard reception.

### VANNETT'S GAME-BY-GAME

-----Receiving-----							-----Receiving-----						
2017	Opponent	No	Yds	Avg	LG	TD	2016	Opponent	No	Yds	Avg	LG	TD
09/10	at Green Bay	1	10	10.0	10	0	Games 1-4		Inactive (Ankle)				
09/17	San Francisco	0	0	0.0	0	0	10/16	Atlanta	0	0	0.0	0	0
09/24	at Tennessee	0	0	0.0	0	0	10/23	at Arizona	0	0	0.0	0	0
10/01	Indianapolis	0	0	0.0	0	0	10/30	at New Orleans	1	7	7.0	7	0
10/08	at L.A. Rams	2	3	1.5	3	0	11/7	Buffalo	0	0	0.0	0	0
TOTALS (5/0)		3	13	4.3	10	0	11/13	at New England	0	0	0.0	0	0
							11/20	Philadelphia	Inactive				
							11/27	at Tampa Bay	0	0	0.0	0	0
							12/4	Carolina	2	25	12.5	21	0
							12/11	at Green Bay	0	0	0.0	0	0
							12/15	L.A. Rams	0	0	0.0	0	0
							12/24	Arizona	Inactive				
							1/1/17	at San Francisco	Inactive				
							TOTALS (9/2)		3	32	10.7	21	0
							1/7	Detroit	Inactive				
							1/14	at Atlanta	Inactive				
							Playoff Totals (0/0)		0	0	0.0	0	0

### VANNETT'S NFL RECORD

RECEIVING							
Club	G/S	No	Yds	Avg	LG	TD	
2016	Seattle	9/2	3	32	10.7	21	0
2017	Seattle	5/0	3	13	4.3	10	0
NFL TOTALS	14/2	6	45	7.5	21	0	

POSTSEASON							
Club	G/S	No	Yds	Avg	LG	TD	
2016	Seattle	0/0	0	0	0.0	0	0
NFL TOTALS	0/0	0	0	0.0	0	0	

### VANNETT'S SINGLE-GAME HIGHS

**Receptions:** 2, 2 Times, Last at L.A. Rams (10/8/17)  
**Touchdowns:** None

**Receiving Yards:** 25 vs. Carolina (12/4/16)  
**Longest Reception:** 21 vs. Carolina (12/4/16)



54

## BOBBY WAGNER

### LINEBACKER

**Height** 6-0  
**Weight** 245  
**College** Utah State  
**Seasons** NFL 6th, Seahawks 6th  
**Born** June 27, 1990  
**Hometown** Ontario, Calif.

## WAGNER'S 2017 SEASON

**at GB (9/10):** Started at MLB and had nine tackles and a pass defended. **SF (9/17):** Had seven tackles and seventh-career interception. **at Ten (9/24):** Led team with 11 tackles. **Indy (10/1):** Part of a defense that limited the Colts to 32 total yards in the second half, including zero passing. Finished second on team with six tackles, including a half sack and three QB hits. Recovered a fumble and returned it 21 yards for a TD, his third-career TD.

### WAGNER'S 2017 GAME-BY-GAME

Game	G/S	T	S	A	QB	Yds.	QH	Int.	Yds.	PD	FF	FR	Yds.
at GB (9/10)	1/1	9	6	3	0.0	0.0	0	0	0	1	0	0	0
SF (9/17)	1/1	7	4	3	0.0	0.0	0	1	7	2	0	0	0
at Ten (9/24)	1/1	11	8	3	0.0	0.0	0	0	0	0	0	0	0
Indy (10/1)	1/1	6	4	2	0.5	7.0	3	0	0	0	0	1	21t
at LA (10/8)	1/1	8	8	0	0.0	0.0	1	0	0	0	0	0	0
<b>Totals</b>	<b>5/5</b>	<b>41</b>	<b>30</b>	<b>11</b>	<b>0.5</b>	<b>7.0</b>	<b>4</b>	<b>1</b>	<b>7</b>	<b>3</b>	<b>0</b>	<b>1</b>	<b>21t</b>

## WAGNER'S NFL RECORD

Club	G/S	Tackles			Sacks		Interceptions								
		Tkl	So	Ast	QB	Yds	No	Yds	Avg	LG	TD	PD	FF	FR	Yds
2012 Seattle	16/15	140	86	54	2.0	11.0	3	55	18.3	45	0	4	0	0	0
2013 Seattle	14/14	119	71	48	5.0	36.5	2	9	4.5	9	0	6	0	1	0
2014 Seattle	11/11	104	67	37	2.0	13.0	0	0	0.0	0	0	3	0	0	0
2015 Seattle	15/15	114	67	47	0.5	4.5	0	0	0.0	0	0	7	2	3	55
2016 Seattle	16/16	167	85	82	4.5	27.0	1	9	9.0	9	0	3	0	1	0
2017 Seattle	5/5	41	30	11	0.5	7.0	1	7	7.0	7	0	3	0	1	21
<b>NFL TOTALS</b>	<b>77/76</b>	<b>685</b>	<b>406</b>	<b>279</b>	<b>14.5</b>	<b>99.0</b>	<b>7</b>	<b>80</b>	<b>11.4</b>	<b>45</b>	<b>0</b>	<b>26</b>	<b>2</b>	<b>6</b>	<b>76</b>

### POSTSEASON

Club	G/S	Tackles			Sacks		Interceptions								
		Tkl	So	Ast	QB	Yds	No	Yds	Avg	LG	TD	PD	FF	FR	Yds
2012 Seattle	2/2	17	12	5	0.0	0.0	1	4	4.0	4	0	1	0	0	0
2013 Seattle	3/3	34	17	17	0.0	0.0	0	0	0.0	0	0	1	0	0	0
2014 Seattle	3/3	31	16	15	0.0	0.0	1	0	0.0	0	0	1	0	0	0
2015 Seattle	2/2	20	12	8	0.0	0.0	0	0	0.0	0	0	0	0	0	0
2016 Seattle	2/2	18	11	7	0.0	0.0	0	0	0.0	0	0	0	0	0	0
<b>NFL TOTALS</b>	<b>12/12</b>	<b>120</b>	<b>68</b>	<b>52</b>	<b>0.0</b>	<b>0.0</b>	<b>2</b>	<b>4</b>	<b>4.0</b>	<b>4</b>	<b>0</b>	<b>3</b>	<b>0</b>	<b>0</b>	<b>0</b>

### WAGNER'S SINGLE-GAME HIGHS

**Tackles:** 16, vs. Buffalo (11/7/16)      **Sacks:** 2.0, at San Francisco (1/1/17)  
**Forced Fumbles:** 1 vs. Pittsburgh (11/29/15)      **Interceptions:** 2, vs. Arizona (12/9/12)  
**Fumble Recoveries:** 1, 6 Times, Last vs. Indy (10/1/17)      **Touchdowns:** 1, 3 Times, Last FR vs. Indy (10/1/17)

### ADDITIONAL STATS

**Special Teams Tackles:** 2016 (Block FG); **Career:** (Block FG).





7

## BLAIR WALSH

### KICKER

**Height** 5-10  
**Weight** 175  
**College** Georgia  
**Seasons** NFL 6th, Seahawks 1st  
**Born** January 8, 1990  
**Hometown** Fort Lauderdale, Fla.

## WALSH'S 2017 SEASON

at GB (9/10): Made all three FG attempts in first game with the Seahawks. SF (9/17): Connected on both FG attempts from 25 and 27 yards. at LA (10/8): Connected on all three FG attempts, including a 48-yarder as time expired in the first half and a 35-yarder with 1:09 remaining in the game sandwiched around a season-long 49-yarder.

2017	Opp	Pts	PAT-Att	FG-FGA	Made
09/10	at GB	9	0-0	3-3	33,21,41
09/17	SF	6	0-1	2-2	25,27
09/24	at Ten	3	3-3	0-0	
10/01	Indy	8	5-5	1-2	44
10/08	at LAR	10	1-1	3-3	48,49,35
<b>TOTALS (5/0)</b>	<b>36</b>	<b>9-10</b>	<b>9-10</b>		<b>Long:49</b>

## WALSH'S NFL RECORD

KICKING												
Club	G	PAT-Att	FG-Att	1-19	20-29	30-39	40-49	50+	FG%	LG	Pts	
2012 Minnesota	16/0	36-36	35-38	0-0	10-10	8-9	7-9	10-10	92.1	56	141	
2013 Minnesota	16/0	43-44	26-30	0-0	7-7	12-12	5-6	2-5	86.7	54	121	
2014 Minnesota	16/0	29-29	26-35	2-2	4-5	8-10	7-9	5-9	74.3	55	107	
2015 Minnesota	16/0	33-37	34-39	0-0	9-9	13-15	6-7	6-8	87.2	54	135	
2016 Minnesota	9/0	15-19	12-16	1-1	1-1	5-6	4-6	1-2	75.0	50	51	
2017 Seattle	5/0	9-10	9-10	0-0	3-3	2-3	4-4	0-0	90.0	49	36	
<b>NFL TOTALS</b>	<b>78/0</b>	<b>165-175</b>	<b>142-168</b>	<b>3-3</b>	<b>34-35</b>	<b>48-55</b>	<b>34-42</b>	<b>24-34</b>	<b>84.5</b>	<b>56</b>	<b>600</b>	
POSTSEASON												
Club	G	PAT-Att	FG-Att	1-19	20-29	30-39	40-49	50+	FG%	LG	Pts	
2012 Minnesota	1/0	1-1	1-1	0-0	0-0	1-1	0-0	0-0	100.0	33	4	
2015 Minnesota	1/0	0-0	3-4	0-0	1-2	0-0	2-2	0-0	75.0	47	9	
<b>PLAYOFFS</b>	<b>2/0</b>	<b>1-1</b>	<b>4-5</b>	<b>0-0</b>	<b>1-2</b>	<b>1-1</b>	<b>2-2</b>	<b>0-0</b>	<b>80.0</b>	<b>47</b>	<b>13</b>	

### WALSH'S SINGLE-GAME HIGHS

**Most FGs Att.:** 6 at Tennessee (9/11/16)      **Most PATs Att.:** 6 vs. Philadelphia (12/15/13)  
**Most FGs Made:** 5, 3 Times, Last vs. NYG (12/27/15)      **Most PATs Made:** 6 vs. Philadelphia (12/15/13)  
**Longest FG Att.:** 57\* vs. Chicago (12/1/13)      **Points Scored:** 18, 2 Times, Last vs. NYG (12/27/15)  
**Longest FG Made:** 56 at Houston (12/23/12)      **Consecutive Games with FG:** 11 (12/21/14 - 1/15/15)

\* - Minnesota franchise record

## WALSH'S GAME-BY-GAME KICKING

2012	Opp	Pts	PAT-Att	FG-FGA	Made	2013	Opp	Pts	PAT-Att	FG-FGA	Made
9/9	Jac	14	2-2	4-4	20,42,55,38	9/8	at Det	6	3-3	1-1	52
9/16	at Ind	8	2-2	2-2	51,29	9/15	at Chi	12	3-3	3-3	28,28,22
9/23	SF	6	3-3	1-1	52	9/22	Cle	9	3-3	2-2	43,30
9/30	at Det	8	2-2	2-3	49,27,(46)	9/29	Pit	10	4-4	2-3	54,37,(44)
10/7	Tenn	12	3-3	3-3	42,36,26	10/13	Car	4	1-1	1-1	22
10/14	at Was	12	0-0	4-4	20,27,27,37	10/21	at NYG	1	1-1	0-1	(54)
10/21	Ari	3	3-3	0-0		10/27	GB	7	4-4	1-1	36
10/25	TB	5	2-2	1-1	51	11/3	at Dal	5	2-3	1-1	23
11/4	at Sea	8	2-2	2-2	36,55	11/7	Was	10	4-4	2-2	39,40
11/11	Det	14	2-2	4-4	48,23,23,33	11/17	at Sea	8	2-2	2-2	32,45
11/25	at Chi	4	1-1	1-2	40,(30B)	11/24	at GB	14	2-2	4-4	36,47,29,35
12/2	at GB	2	2-2	0-1	(42)	12/1	Chi	11	2-2	3-4	32,30,(57)34
12/9	Chi	3	3-3	0-0		12/8	at Bal	8	2-2	2-2	39,40
12/16	at StL	18	3-3	5-5	50,38,42,53,51	12/15	Phi	12	6-6	2-3	(55),21,38
12/23	at Hou	11	2-2	3-3	56,41,39	12/22	at Cin	2	2-2	0-0	
12/30	GB	13	4-4	3-3	54,37,29	12/29	Det	2	2-2	0-0	
<b>TOTALS (16/0)</b>	<b>141</b>	<b>36-36</b>	<b>35-38</b>	<b>Long: 56</b>		<b>TOTALS (16/0)</b>	<b>121</b>	<b>43-44</b>	<b>26-30</b>	<b>Long: 54</b>	
1/5/13	at GB	4	1-1	1-1	33						
<b>PLAYOFFS (1/0)</b>	<b>4</b>	<b>1-1</b>	<b>1-1</b>	<b>Long: 33</b>							

2014	Opp	Pts	PAT-Att	FG-FGA	Made	2015	Opp	Pts	PAT-Att	FG-FGA	Made
9/7	at StL	10	4-4	2-2	52,46	9/14	at SF	3	0-0	1-2	(44),37
9/14	NE	1	1-1	0-1	(48)	9/20	Det	8	2-3	2-2	28,23
9/21	at NO	9	0-0	3-3	25,30,40	9/27	SD	7	4-4	1-1	24
9/28	Atl	15	3-3	4-5	18,33,41,55,(48)	10/4	at Den	8	2-2	2-3	(38),38,33
10/2	at GB	4	1-1	1-1	26	10/18	KC	10	1-1	3-3	24,45,45
10/12	Det	3	0-0	1-1	40	10/25	at Det	16	1-2	5-5	37,53,51,35,22
10/19	at Buf	10	1-1	3-3	33,40,55	11/1	at Chi	11	2-2	3-3	43,48,36
10/26	at TB	7	1-1	2-3	38,46,(56)	11/8	StL	7	1-1	2-2	34,40
11/2	Was	3	3-3	0-0		11/15	at Oak	12	3-3	3-5	20,38,(53),(39),34
11/16	at Chi	7	1-1	2-3	26,50,(38)	11/22	GB	1	1-2	0-0	
11/23	GB	7	1-1	2-2	39,51	11/29	at Atl	8	2-2	2-3	(51),29,39
11/30	Car	7	4-4	1-1	39	12/6	Sea	1	1-1	0-0	
12/7	NYJ	6	3-3	1-3	20,(39),(56)	12/10	at Ari	8	2-2	2-2	44,54
12/14	at Det	2	2-2	0-3	(26),(53),(68)	12/20	Chi	8	5-5	1-1	53
12/21	at Mia	9	3-3	2-2	18,33	12/27	NYG	18	3-4	5-5	32,52,22,53,27
12/28	Chi	7	1-1	2-2	37,44	1/3/16	at GB	8	2-2	2-2	39,32
<b>TOTALS (16/0)</b>	<b>107</b>	<b>29-29</b>	<b>26-35</b>	<b>Long: 54</b>		<b>TOTALS (16/0)</b>	<b>135</b>	<b>33-37</b>	<b>34-39</b>	<b>Long: 54</b>	

2016	Opp	Pts	PAT-Att	FG-FGA	Made
9/11	at Ten	13	1-2	4-6	(37),(56),50,33,45,30
9/18	GB	5	2-2	1-1	46
9/25	at Car	6	0-1	2-2	28,31
10/3	NYG	6	3-3	1-2	(46),44
10/9	Hou	7	4-4	1-1	19
10/23	at Phi	4	1-1	1-1	48
10/31	at Chi	4	1-1	1-1	30
11/6	Det	4	1-2	1-2	33,(46B)
11/13	at Was	2	2-3	0-0	
<b>TOTALS (9/0)</b>	<b>51</b>	<b>15-19</b>	<b>12-16</b>	<b>Long: 50</b>	



57

MICHAEL WILHOITE

LINEBACKER

**Height** 6-0  
**Weight** 245  
**College** Washburn  
**Seasons** NFL 6th, Seahawks 1st  
**Born** December 7, 1986  
**Hometown** Topeka, Kansas

## WILHOITE'S 2017 SEASON

at GB (9/10): Inactive (calf). SF (9/17): Made first start for Seattle at OLB. at Ten (9/24): Started second straight game at OLB. Indy (10/1): Started at OLB and part of a defense that limited the Colts to 32 total yards in the second half, including zero passing.

### WILHOITE'S 2017 GAME-BY-GAME

Game	G/S	T	S	A	QB	Yds.	QH	Int.	Yds.	PD	FF	FR	Yds.
at GB (9/10)		Inactive (calf)											
SF (9/17)	1/1	2	2	0	0.0	0.0	0	0	0	0	0	0	0
at Ten (9/24)	1/1	3	3	0	0.0	0.0	0	0	0	0	0	0	0
Indy (10/1)	1/1	3	2	1	0.0	0.0	0	0	0	0	0	0	0
at LA (10/8)	1/0	1	0	1	0.0	0.0	0	0	0	0	0	0	0
<b>Totals</b>	<b>4/3</b>	<b>9</b>	<b>7</b>	<b>2</b>	<b>0.0</b>	<b>0.0</b>	<b>0</b>	<b>0</b>	<b>0</b>	<b>0</b>	<b>0</b>	<b>0</b>	<b>0</b>

**Additional Stats:** Special Teams Tackles: 2.

## WILHOITE'S NFL RECORD

Year	Club	G/S	Tackles			Sacks		Interceptions									
			Tkl	So	Ast	QB	Yds	No	Yds	Avg	LG	TD	PD	FF	FR	Yds	
2012	San Fran	5/0	0	0	0	0.0	0.0	0	0	0.0	0	0	0	0	0	0	0
2013	San Fran	16/2	24	14	10	0.0	0.0	0	0	0.0	0	0	1	0	0	0	
2014	San Fran	16/16	121	72	49	0.0	0.0	2	1	1.0	1	0	6	1	0	0	
2015	San Fran	12/12	86	65	21	0.0	0.0	1	0	0.0	0	0	1	0	0	0	
2016	San Fran	16/6	59	41	18	0.5	4.0	0	0	0.0	0	0	0	1	1	0	
2017	Seattle	4/3	9	7	2	0.0	0.0	0	0	0.0	0	0	0	0	0	0	
<b>NFL TOTALS</b>		<b>69/39</b>	<b>299</b>	<b>199</b>	<b>100</b>	<b>0.5</b>	<b>4.0</b>	<b>3</b>	<b>1</b>	<b>0.3</b>	<b>1</b>	<b>0</b>	<b>8</b>	<b>2</b>	<b>1</b>	<b>0</b>	

### POSTSEASON

Year	Club	G/S	Tackles			Sacks		Interceptions								
			Tkl	So	Ast	QB	Yds	No	Yds	Avg	LG	TD	PD	FF	FR	Yds
2012	San Fran	3/0	0	0	0	0.0	0.0	0	0	0.0	0	0	0	0	0	0
2013	San Fran	3/0	0	0	0	0.0	0.0	0	0	0.0	0	0	0	0	0	0
<b>NFL TOTALS</b>		<b>6/0</b>	<b>0</b>	<b>0</b>	<b>0</b>	<b>0.0</b>	<b>0.0</b>	<b>0</b>	<b>0</b>	<b>0.0</b>	<b>0</b>	<b>0</b>	<b>0</b>	<b>0</b>	<b>0</b>	<b>0</b>

### WILHOITE'S SINGLE-GAME HIGHS

**Tackles:** 15, at N.Y. Giants (10/11/15)      **Sacks:** 0.5, vs. Arizona (10/6/16)  
**Forced Fumbles:** 1, 2 Times, Last vs. S.D. (12/20/14)      **Interceptions:** 1, 3 Times, Last at Baltimore (10/18/15)  
**Fumble Recoveries:** 1, at Atlanta (12/18/16)      **Touchdowns:** None

### ADDITIONAL STATS

**Special Teams Tackles:** 2012 (7), 2013 (17), 2014 (3), 2016 (9), 2017 (2); **Career:** 38.  
**Postseason Special Teams Tackles:** 2012 (3), 2013 (3); **Career:** 6.



82

## LUKE WILLSON

### TIGHT END

**Height** 6-5  
**Weight** 254  
**College** Rice  
**Seasons** NFL 5th, Seahawks 5th  
**Born** January 15, 1990  
**Hometown** Lasalle, Ontario, Can.

## WILLSON'S 2017 SEASON

at GB (9/10): Saw action at TE. at Ten (9/24): Had three receptions for 53 yards including a 27-yard TD.  
 Indy (10/1): Had one catch for a 6-yard TD. First time of career with TDs in consecutive games.

-----Receiving-----						
2017	Opponent	No	Yds	Avg	LG	TD
09/10	at Green Bay	0	0	0.0	0	0
09/17	San Francisco	3	25	8.3	19	0
09/24	at Tennessee	3	53	17.7	27t	1
10/01	Indianapolis	1	6	6.0	6t	1
10/08	at L.A. Rams	0	0	0.0	0	0
<b>TOTALS (5/0)</b>		<b>7</b>	<b>84</b>	<b>12.0</b>	<b>27t</b>	<b>2</b>

## WILLSON'S NFL RECORD

RECEIVING						
Club	G/S	No	Yds	Avg	LG	TD
2013 Seattle	16/7	20	272	13.6	39t	1
2014 Seattle	15/10	22	362	16.5	80t	3
2015 Seattle	14/7	17	213	12.5	24	1
2016 Seattle	11/6	15	129	8.6	19	2
2017 Seattle	5/0	7	84	12.0	27t	2
<b>NFL TOTALS</b>	<b>61/30</b>	<b>81</b>	<b>1,060</b>	<b>13.1</b>	<b>80t</b>	<b>9</b>

POSTSEASON						
Club	G/S	No	Yds	Avg	LG	TD
2013 Seattle	3/0	2	17	8.5	12	0
2014 Seattle	3/3	6	79	13.2	29	1
2015 Seattle	1/1	4	54	13.5	22	0
2016 Seattle	2/1	1	4	4.0	4	0
<b>NFL TOTALS</b>	<b>9/5</b>	<b>13</b>	<b>154</b>	<b>11.8</b>	<b>29</b>	<b>1</b>

## WILLSON'S SINGLE-GAME HIGHS

**Receptions:** 5 vs. Jacksonville (9/22/13)      **Receiving Yards:** 139 at Arizona (12/21/14)  
**Touchdowns:** 2 at Arizona (12/21/14)      **Longest Reception:** 80t at Arizona (12/21/14)

## WILLSON'S GAME-BY-GAME

-----Receiving-----							-----Receiving-----						
2013	Opponent	No	Yds	Avg	LG	TD	2014	Opponent	No	Yds	Avg	LG	TD
9/8	at Carolina	0	0	0.0	0	0	9/04	Green Bay	1	1	1.0	1	0
9/15	San Francisco	0	0	0.0	0	0	9/14	at San Diego	0	0	0.0	0	0
9/22	Jacksonville	5	76	15.2	35	0	9/21	Denver	0	0	0.0	0	0
9/29	at Houston	0	0	0.0	0	0	10/06	at Washington	3	28	9.3	19	0
10/6	at Indianapolis	2	28	14.0	17	0	10/12	Dallas	2	11	5.5	10	0
10/13	Tennessee	2	17	8.5	14	0	10/19	at St. Louis	Inactive (groin)				
10/17	at Arizona	1	23	23.0	23	0	10/26	at Carolina	1	23	23.0	23t	1
10/28	at St. Louis	0	0	0.0	0	0	11/02	Oakland	1	16	16.0	16	0
11/3	Tampa Bay	0	0	0.0	0	0	11/09	NY Giants	0	0	0.0	0	0
11/10	at Atlanta	1	19	19.0	19	0	11/16	at Kansas City	3	51	17.0	27	0
11/17	Minnesota	1	7	7.0	7	0	11/23	Arizona	1	21	21.0	21	0
12/2	New Orleans	1	2	2.0	2	0	11/27	at San Francisco	4	39	9.8	15	0
12/8	at San Francisco	3	70	23.3	39t	1	12/07	at Philadelphia	1	1	1.0	1	0
12/15	at NY Giants	2	23	11.5	15	0	12/14	San Francisco	0	0	0.0	0	0
12/22	Arizona	1	3	3.0	3	0	12/21	at Arizona	3	139	46.3	80t	2
12/29	St. Louis	1	4	4.0	4	0	12/28	St. Louis	2	32	16.0	28	0
<b>TOTALS (16/7)</b>		<b>20</b>	<b>272</b>	<b>13.6</b>	<b>39t</b>	<b>1</b>	<b>TOTALS (15/10)</b>		<b>22</b>	<b>362</b>	<b>16.5</b>	<b>80t</b>	<b>3</b>
1/11	New Orleans	0	0	0.0	0	0	1/10	Carolina	4	68	17.0	29	1
1/19	San Francisco	0	0	0.0	0	0	1/18	Green Bay	2	11	5.5	8	0
2/2	Denver	2	17	8.5	12	0	2/1	New England	0	0	0.0	0	0
<b>Playoff Totals (3/0)</b>		<b>2</b>	<b>17</b>	<b>8.5</b>	<b>12</b>	<b>0</b>	<b>TOTALS (3/3)</b>		<b>6</b>	<b>79</b>	<b>13.2</b>	<b>29</b>	<b>1</b>

-----Receiving-----							-----Receiving-----						
2015	Opponent	No	Yds	Avg	LG	TD	2016	Opponent	No	Yds	Avg	LG	TD
9/13	at St. Louis	0	0	0.0	0	0	9/11	Miami	2	26	13.0	19	0
9/20	at Green Bay	2	36	18.0	24	0	9/18	at L.A. Rams	1	6	6.0	6	0
9/27	Chicago	Inactive (Back)					9/25	San Francisco	2	9	4.5	7	0
10/05	Detroit	2	15	7.5	9	0	10/2	at N.Y. Jets	0	0	0.0	0	0
10/11	at Cincinnati	2	17	8.5	9	0	10/16	Atlanta	1	9	9.0	9	0
10/18	Carolina	1	16	16.0	16	0	Games 6-9						
10/22	at San Francisco	0	0	0.0	0	0	11/20	Philadelphia	1	12	12.0	12	0
11/01	at Dallas	2	41	20.5	22t	1	11/27	at Tampa Bay	1	11	11.0	11	0
11/15	Arizona	0	0	0.0	0	0	12/4	Carolina	Inactive (Knee)				
11/22	San Francisco	2	15	7.5	10	0	12/11	at Green Bay	1	11	11.0	11	0
11/29	Pittsburgh	1	12	12.0	12	0	12/15	L.A. Rams	3	19	6.3	9	1
12/06	at Minnesota	2	36	18.0	22	0	12/24	Arizona	0	0	0.0	0	0
12/13	at Baltimore	1	8	8.0	8	0	1/1/17	at San Francisco	3	26	8.7	11t	1
12/20	Cleveland	2	17	8.5	11	0	<b>TOTALS (11/6)</b>		<b>15</b>	<b>129</b>	<b>8.6</b>	<b>19</b>	<b>2</b>
12/27	St. Louis	0	0	0.0	0	0	1/7	Detroit	1	4	4.0	4	0
1/03	at Arizona	Inactive (Concussion)					1/14	at Atlanta	0	0	0.0	0	0
<b>TOTALS (14/7)</b>		<b>17</b>	<b>213</b>	<b>12.5</b>	<b>24</b>	<b>1</b>	<b>TOTALS (2/1)</b>		<b>1</b>	<b>4</b>	<b>4.0</b>	<b>4</b>	<b>0</b>
1/10	at Minnesota	Inactive (Concussion)											
1/17	at Carolina	4	54	13.5	22	0							
<b>TOTALS (1/1)</b>		<b>4</b>	<b>54</b>	<b>13.5</b>	<b>22</b>	<b>0</b>							



3

## RUSSELL WILSON

### QUARTERBACK

**Height** 5-11  
**Weight** 215  
**College** Wisconsin  
**Seasons** NFL 6th, Seahawks 6th  
**Born** November 29, 1988  
**Hometown** Richmond, Va.

## WILSON'S 2017 SEASON

at **GB (9/10)**: Started at QB. **SF (9/17)**: Led 22nd career game-winning drive when tied or behind in the fourth quarter or overtime when he led a 10-play, 82-yard TD drive that resulted in a 9-yard TD pass to Paul Richardson. On the drive, Wilson rushed four times for 27 yards and two first downs. **at Ten (9/24)**: Set career highs in attempts (49) and passing yards (373). Marked his ninth career 300-yard passing game (11th including playoffs).

2017 PASSING												
Date	Opponent	P/S	Att	Com	Yds	Pct	TD	Int	LG	Sacked	W/L	Rating
09/10	at Green Bay	(S)	27	14	158	51.9	0	0	34	3/23	L	69.7
09/17	San Francisco	(S)	39	23	198	58.9	1	0	22	3/17	W	80.9
09/24	at Tennessee	(S)	49	29	373	59.2	4	0	46	1/9	L	110.3
10/01	Indianapolis	(S)	26	21	295	80.8	2	2	41	3/12	W	107.5
10/08	at L.A. Rams	(S)	37	24	198	64.9	1	1	21	3/19	W	76.2
<b>TOTALS</b>		<b>(5/5)</b>	<b>178</b>	<b>111</b>	<b>1,222</b>	<b>62.4</b>	<b>8</b>	<b>3</b>	<b>46</b>	<b>13/80</b>	<b>3-2</b>	<b>90.6</b>

2017 RUSHING									
Date	Opponent	P/S	Att	Yds	Avg	LG	TD		
09/10	at Green Bay	(S)	2	40	20.0	29	0		
09/17	San Francisco	(S)	12	34	2.8	11	0		
09/24	at Tennessee	(S)	7	26	3.7	11	0		
10/01	Indianapolis	(S)	4	38	9.5	23t	1		
10/08	at L.A. Rams	(S)	5	16	3.2	9	0		
<b>TOTALS</b>		<b>(5/5)</b>	<b>30</b>	<b>154</b>	<b>5.1</b>	<b>29</b>	<b>1</b>		

## WILSON'S NFL RECORD

PASSING												
Year	Club	G/S	Att	Comp	Yds	Pct	TD	Int	LG	Sacked	Rate	
2012	Seattle	16/16	393	252	3,118	64.1	26	10	67	33/203	100.0	
2013	Seattle	16/16	407	257	3,357	63.1	26	9	80t	44/272	101.2	
2014	Seattle	16/16	452	285	3,475	63.1	20	7	80t	42/242	95.0	
2015	Seattle	16/16	483	329	4,024	*68.1	*34	8	80t	45/265	*110.1	
2016	Seattle	16/16	546	*353	*4,219	64.7	21	11	59	41/293	92.6	
2017	Seattle	5/5	178	111	1,222	62.4	8	3	46	13/80	90.6	
<b>NFL TOTALS</b>		<b>85/85</b>	<b>2,459</b>	<b>1,587</b>	<b>19,415</b>	<b>64.5</b>	<b>135</b>	<b>48</b>	<b>80t</b>	<b>218/1,355</b>	<b>98.9</b>	

RUSHING							
Year	Club	G/S	Att	Yds	Avg	LG	TD
2012	Seattle	16/16	94	489	5.2	25t	4
2013	Seattle	16/16	96	539	5.6	27	1
2014	Seattle	16/16	**118	**849	**7.2	**55	**6
2015	Seattle	16/16	103	553	5.4	24	1
2016	Seattle	16/16	72	259	3.6	18	1
2017	Seattle	5/5	30	154	5.1	29	1
<b>NFL TOTALS</b>		<b>85/85</b>	<b>513</b>	<b>2,842</b>	<b>5.5</b>	<b>55</b>	<b>14</b>

\*Club record \*\*Club record by QB

## SINGLE-GAME HIGHS

- Attempts:** 49 at Tennessee (9/24/17)
  - Completions:** 32 at St. Louis (9/13/15)
  - Completion %:\*** 82.8 vs. San Francisco (24/29) (11/22/15)
  - Yards:** 373 at Tennessee (9/24/17)
  - Longest, No TD:** 67 vs. Arizona (12/9/12) to Anthony McCoy
  - Longest TD:** 80t, 3 Times, Last vs. Pittsburgh (11/29/15) to Doug Baldwin
  - Most TDs:** 5, 2 Times, Last at Baltimore (12/13/15)
  - Highest Pass Rating (Home):** 151.4 vs. Minnesota (11/17/13)
  - Highest Pass Rating (Away):** 146.0 at Minnesota (12/6/15)
  - Interceptions:** 5 at Green Bay (12/11/16)
  - Rushes:** 14\*\* vs. N.Y. Giants (10/6/13)
  - Rushing Yds.:** 122\*\* at Washington (10/6/13)
  - Longest Rush:** 55\*\*, at Arizona (12/21/14)
  - Rushing TD:** 3\*\* at Buffalo (12/16/12)
- \*Min. 20 attempts \*\*Club record by QB

## POSTSEASON

PASSING											
Year	Club	G/S	Att	Comp	Yds	Pct	TD	Int	LG	Sacked	Rate
2012	Seattle	2/2	62	39	572	62.9	3	1	34	7/48	101.0
2013	Seattle	3/3	68	43	524	63.2	3	0	51	7/22	101.6
2014	Seattle	3/3	72	41	724	56.9	6	5	63t	10/58	81.9
2015	Seattle	2/2	74	44	508	59.5	4	3	35	7/54	81.4
2016	Seattle	2/2	60	40	449	66.7	4	2	42	6/31	97.2
<b>NFL TOTALS</b>		<b>12/12</b>	<b>336</b>	<b>207</b>	<b>2,777</b>	<b>61.6</b>	<b>20</b>	<b>11</b>	<b>63t</b>	<b>37/213</b>	<b>94.1</b>

RUSHING							
Year	Club	G/S	Att	Yds	Avg	LG	TD
2012	Seattle	2/2	15	127	8.5	17	1
2013	Seattle	3/3	11	42	3.8	16	0
2014	Seattle	3/3	17	86	5.1	17	1
2015	Seattle	2/2	8	53	6.6	14	0
2016	Seattle	2/2	9	46	5.1	14	0
<b>NFL TOTALS</b>		<b>12/12</b>	<b>60</b>	<b>354</b>	<b>5.9</b>	<b>28</b>	<b>2</b>

## 4TH-QUARTER WINS (BEHIND OR TIED ENTERING 4TH QUARTER)

Date	Opp	Situation	Result	Play/Drive & Time Remaining
09/24/12	GB	Behind 12-7	Won 14-12	24 yd TD pass as time expired
10/14/12	NE	Behind 23-17	Won 24-23	46 yd TD pass @1:18
12/02/12	at Chi	Behind 14-10	Won 23-17 (ot)	14 yd TD pass @ :24
12/30/12	StL	Tied 17-17	Won 23-17 (ot)	13 yd TD pass @7:33 in OT
01/06/13*	at Wash	Tied 13-13	Won 20-13	1 yd TD run @ 1:39
09/08/13	at Car	Behind 14-13	Won 24-14	TD drive @ 7:08
09/29/13	at Hou	Behind 7-6	Won 12-7	43 yd TD pass at 10:13
10/13/13	Tenn	Behind 20-6	Won 23-20 (ot)	45 yd FG @ 3:19 in OT
11/03/13	TB	Tied 10-10	Won 20-13	Lynch 3-yd TD run @ 7:33
01/19/14*	SF	Behind 24-14	Won 27-24 (ot)	27 yd FG @ 8:11 in OT
09/21/14	Den	Behind 17-13	Won 23-17	35-yd TD pass @ 13:44
10/26/14	at Car	Tied 20-20	Won 26-20 (ot)	TD drive @ 9:14 in OT
11/09/14	NYG	Behind 9-6	Won 13-9	23-yd TD pass @0:47
12/28/14	StL	Tied 17-17	Won 38-17	TD drive @ 12:47
01/18/15*	GB	Tied 6-6	Won 20-6	TD drive @ 12:07
11/01/15	at Dal	Tied 22-22	Won 28-22	35-yd TD pass @ 11:41 in OT
11/29/15	Pitt	Behind 12-10	Won 13-12	24-yard FG drive @ 1:04
01/10/16*	at Minn	Behind 27-26	Won 39-30	30-yd TD pass @ 8:12
09/11/16	Mia	Behind 9-0	Won 10-9	46-yd FG drive @ 8:04
10/16/16	Atlanta	Behind 10-6	Won 12-10	2-yd TD pass @ 0:31
11/13/16	at NE	Behind 24-23	Won 26-24	44-yd FG @ 1:57
09/17/17	SF	Behind 24-22	Won 31-24	23 yd FG @ 8:56
		Behind 9-6	Won 12-9	9 yd TD pass @7:06

\*Playoffs

## WILSON'S GAME-BY-GAME

### 2012

PASSING											
Date	Opponent	P/S	Att	Com	Yds	Pct	TD	Int	LG	Sacked	W/L Rating
09/09	at Arizona	(S)	34	18	153	52.9	1	1	27	3/14	L 62.5
09/16	Dallas	(S)	20	15	151	75.0	1	0	22t	2/18	W 112.7
09/24	Green Bay	(S)	21	10	130	47.6	2	0	41t	1/19	W 99.3
09/30	at St. Louis	(S)	25	17	160	68.0	0	3	17	2/20	L 45.8
10/07	at Carolina	(S)	25	19	221	76.0	1	2	30	2/9	W 82.3
10/14	New England	(S)	27	16	293	59.3	3	0	51	2/10	W 133.7
10/18	at San Francisco	(S)	23	9	122	39.1	0	1	36	2/7	L 38.7
10/28	at Detroit	(S)	35	25	236	71.4	2	1	19	0/0	L 96.8
11/04	Minnesota	(S)	24	16	173	66.7	3	0	23	1/8	W 127.3
11/11	N.Y. Jets	(S)	19	12	188	63.2	2	0	38t	4/22	W 131.0
11/25	at Miami	(S)	27	21	224	77.8	2	0	32	2/8	L 125.9
12/02	at Chicago	(S)	37	23	293	62.2	2	0	49	2/0	W 104.9
12/09	Arizona	(S)	13	7	148	53.8	1	1	67	1/7	W 88.0
12/16	at Buffalo	(S)	23	14	205	60.9	1	0	44	2/9	W 104.4
12/23	San Francisco	(S)	21	15	171	71.4	4	1	43	1/1	W 115.3
12/30	St. Louis	(S)	19	15	250	78.9	1	0	49	6/41	W 136.3
<b>TOTALS</b>		<b>(16/16)</b>	<b>393</b>	<b>252</b>	<b>3,118</b>	<b>64.1</b>	<b>26</b>	<b>10</b>	<b>67</b>	<b>33/203</b>	<b>11-5 100.0</b>
01/06/13	at Washington	(S)	26	15	187	57.7	1	0	33	5/31	W 92.9
01/13/13	at Atlanta	(S)	36	24	385	66.7	2	1	34	2/17	L 109.1
<b>PLAYOFF TOTALS</b>		<b>(2/2)</b>	<b>62</b>	<b>39</b>	<b>572</b>	<b>62.9</b>	<b>3</b>	<b>1</b>	<b>34</b>	<b>7/48</b>	<b>1-1 101.0</b>

W/L record reflects games started only



### 2012

RUSHING							
Date	Opponent	P/S	Att	Yds	Avg	LG	TD
09/09	at Arizona	(S)	8	20	2.5	5	0
09/16	Dallas	(S)	4	28	7.0	14	0
09/24	Green Bay	(S)	3	18	6.0	12	0
09/30	at St. Louis	(S)	7	14	2.0	8	0
10/07	at Carolina	(S)	5	12	2.4	9	0
10/14	New England	(S)	5	17	3.4	9	0
10/18	at San Francisco	(S)	3	10	3.3	9	0
10/28	at Detroit	(S)	1	9	9.0	9	0
11/04	Minnesota	(S)	9	27	3.0	13	0
11/11	N.Y. Jets	(S)	7	34	4.9	18	0
11/25	at Miami	(S)	5	38	7.6	20	0
12/02	at Chicago	(S)	9	71	7.9	13	0
12/09	Arizona	(S)	3	12	4.0	6	0
12/16	at Buffalo	(S)	9	92	10.2	25t	3
12/23	San Francisco	(S)	6	29	4.8	9	0
12/30	St. Louis	(S)	10	58	5.8	15	1
<b>TOTALS</b>		<b>(16/16)</b>	<b>94</b>	<b>489</b>	<b>5.2</b>	<b>25t</b>	<b>4</b>
01/06/13	at Washington	(S)	8	67	8.4	28	0
01/13/13	at Atlanta	(S)	7	60	8.6	17	1
<b>PLAYOFF TOTALS</b>		<b>(2/2)</b>	<b>15</b>	<b>127</b>	<b>8.5</b>	<b>28</b>	<b>1</b>

## WILSON'S GAME-BY-GAME

### 2013

### PASSING

Date	Opponent	P/S	Att	Com	Yds	Pct	TD	Int	LG	Sacked	W/L	Rating
09/8	at Carolina	(S)	33	25	320	75.8	1	0	43t	2/20	W	115.7
09/15	San Francisco	(S)	19	8	142	42.1	1	1	51	4/24	W	63.9
09/22	Jacksonville	(S)	21	14	202	66.7	4	1	30	2/8	W	117.5
09/29	at Houston	(S)	23	12	123	52.2	0	1	24	5/32	W	49.7
10/06	at Indianapolis	(S)	31	15	210	48.4	2	1	28t	2/5	L	78.7
10/13	Tennessee	(S)	31	23	257	74.2	0	0	55	2/4	W	98.5
10/17	at Arizona	(S)	29	18	235	62.1	3	0	32	3/26	W	122.1
10/28	at St. Louis	(S)	18	10	139	55.6	2	0	80t	7/48	W	117.6
11/03	Tampa Bay	(S)	26	19	217	73.1	2	2	28	0/0	W	91.3
11/10	at Atlanta	(S)	26	19	287	73.1	2	0	46	1/8	W	134.6
11/17	Minnesota	(S)	18	13	230	72.2	2	0	44	1/6	W	151.4
12/02	New Orleans	(S)	30	22	310	73.3	3	0	60	1/8	W	139.6
12/08	at San Francisco	(S)	25	15	199	60.0	1	1	39t	2/21	L	81.9
12/15	at NY Giants	(S)	27	18	206	66.7	1	1	30	4/29	W	86.3
12/22	Arizona	(S)	27	11	108	40.7	1	1	28	4/19	L	49.6
12/29	St. Louis	(S)	23	15	172	65.2	1	0	47t	4/14	W	102.1
<b>TOTALS</b>		<b>(16/16)</b>	<b>407</b>	<b>257</b>	<b>3,357</b>	<b>63.1</b>	<b>26</b>	<b>9</b>	<b>80t</b>	<b>44/272</b>	<b>13-3</b>	<b>101.2</b>
01/11	New Orleans	(S)	18	9	103	50.0	0	0	25	3/0	W	67.6
01/19	San Francisco	(S)	25	16	215	64.0	1	0	51	4/22	W	104.6
02/02	Denver	(S)	25	18	206	72.0	2	0	37	0/0	W	123.1
<b>PLAYOFF TOTALS</b>		<b>(3/3)</b>	<b>68</b>	<b>43</b>	<b>524</b>	<b>63.2</b>	<b>3</b>	<b>0</b>	<b>51</b>	<b>7/22</b>	<b>3-0</b>	<b>101.6</b>

W/L record reflects games started only

### 2013

### RUSHING

Date	Opponent	P/S	Att	Yds	Avg	LG	TD
09/08	at Carolina	(S)	5	7	1.4	7	0
09/15	San Francisco	(S)	10	33	3.3	11	0
09/22	Jacksonville	(S)	2	14	7.0	10	0
09/29	at Houston	(S)	10	77	7.7	25	0
10/06	at Indianapolis	(S)	13	102	7.8	22	0
10/13	Tennessee	(S)	10	61	6.1	23	0
10/17	at Arizona	(S)	8	29	3.6	11	0
10/28	at St. Louis	(S)	3	16	5.3	17	0
11/03	Tampa Bay	(S)	6	36	6.0	16	1
11/10	at Atlanta	(S)	3	20	6.7	10	0
11/17	Minnesota	(S)	2	14	7.0	12	0
12/02	New Orleans	(S)	8	47	5.9	15	0
12/08	at San Francisco	(S)	1	2	2.0	2	0
12/15	at NY Giants	(S)	8	50	6.3	16	0
12/22	Arizona	(S)	2	32	16.0	27	0
12/29	St. Louis	(S)	5	-1	-0.2	8	0
<b>TOTALS</b>		<b>(16/16)</b>	<b>96</b>	<b>539</b>	<b>5.6</b>	<b>27</b>	<b>1</b>
01/11	New Orleans	(S)	3	16	5.3	8	0
01/19	San Francisco	(S)	5	0	0.0	3	0
02/02	Denver	(S)	3	26	8.7	16	0
<b>PLAYOFF TOTALS</b>		<b>(3/3)</b>	<b>11</b>	<b>42</b>	<b>3.8</b>	<b>16</b>	<b>0</b>



## WILSON'S GAME-BY-GAME

### 2014

### PASSING

Date	Opponent	P/S	Att	Com	Yds	Pct	TD	Int	LG	Sacked	W/L	Rating
09/04	Green Bay	(S)	28	19	191	67.9	2	0	33t	1/0	W	110.9
09/14	at San Diego	(S)	25	17	202	68.0	2	0	32	2/22	L	119.1
09/21	Denver	(S)	34	24	258	70.6	2	1	39t	3/20	W	99.9
10/06	at Washington	(S)	24	18	201	75.0	2	0	36	3/23	W	127.3
10/12	Dallas	(S)	28	14	126	50.0	0	1	53	2/0	L	47.6
10/19	at St. Louis	(S)	36	23	313	63.9	2	0	49	3/21	L	110.1
10/26	at Carolina	(S)	32	20	199	62.5	1	1	23t	1/8	W	77.5
11/02	Oakland	(S)	35	17	179	48.6	0	0	39	1/2	W	63.9
11/09	NY Giants	(S)	17	10	172	58.8	0	2	60	2/12	W	53.7
11/16	at Kansas City	(S)	32	20	178	62.5	2	0	27	2/10	L	98.2
11/23	Arizona	(S)	22	17	211	77.3	1	0	48	7/42	W	121.6
11/27	at San Francisco	(S)	22	15	236	68.2	1	0	63	4/14	W	118.8
12/07	at Philadelphia	(S)	37	22	263	59.5	2	0	25	2/11	W	99.3
12/14	San Francisco	(S)	24	12	168	50.0	1	1	47	5/30	W	69.4
12/21	at Arizona	(S)	31	20	339	64.5	2	0	80t	1/10	W	122.9
12/28	St. Louis	(S)	25	17	239	68.0	0	1	38	3/17	W	81.9
<b>TOTALS</b>		<b>(16/16)</b>	<b>452</b>	<b>285</b>	<b>3,475</b>	<b>63.1</b>	<b>20</b>	<b>7</b>	<b>80t</b>	<b>42/242</b>	<b>12-4</b>	<b>95.0</b>
01/10	Carolina	(S)	22	15	268	68.2	3	0	63t	2/20	W	149.2
01/18	Green Bay	(S)	29	14	209	48.3	1	4	35t	5/25	W	44.3
02/01	New England	(S)	21	12	247	57.1	2	1	45	3/13	L	110.6
<b>TOTALS</b>		<b>(3/3)</b>	<b>72</b>	<b>41</b>	<b>724</b>	<b>56.9</b>	<b>6</b>	<b>5</b>	<b>63t</b>	<b>10/58</b>	<b>2-1</b>	<b>81.9</b>

W/L record reflects games started only

### 2014

### RUSHING

Date	Opponent	P/S	Att	Yds	Avg	LG	TD
09/04	Green Bay	(S)	7	29	4.1	13	0
09/14	at San Diego	(S)	2	18	9.0	13	0
09/21	Denver	(S)	9	40	4.4	9	0
10/06	at Washington	(S)	11	122*	11.1	29	1
10/12	Dallas	(S)	2	12	6.0	9t	1
10/19	at St. Louis	(S)	7	106	15.1	52	1
10/26	at Carolina	(S)	6	35	5.8	15	0
11/02	Oakland	(S)	8	31	3.9	19	0
11/09	NY Giants	(S)	14*	107	7.6	26	1
11/16	at Kansas City	(S)	8	71	8.9	14	0
11/23	Arizona	(S)	10	73	7.3	40	0
11/27	at San Francisco	(S)	7	35	5.0	12	0
12/07	at Philadelphia	(S)	10	48	4.8	26t	1
12/14	San Francisco	(S)	5	27	5.4	19	0
12/21	at Arizona	(S)	6	88	14.7	55*	1
12/29	St. Louis	(S)	6	7	1.2	6	0
<b>TOTALS</b>		<b>(16/16)</b>	<b>118</b>	<b>849</b>	<b>7.2</b>	<b>55</b>	<b>6</b>
01/10	Carolina	(S)	7	22	3.1	14	0
01/18	Green Bay	(S)	7	25	3.6	15	1
02/01	New England	(S)	3	39	13.0	17	0
<b>TOTALS</b>		<b>(3/3)</b>	<b>17</b>	<b>86</b>	<b>5.1</b>	<b>17</b>	<b>1</b>

\*Club record by QB



## WILSON'S GAME-BY-GAME

### 2015

### PASSING

Date	Opponent	P/S	Att	Com	Yds	Pct	TD	Int	LG	Sacked	W/L Rating
09/13	at St. Louis	(S)	41	32	251	78.0	1	1	23	6/32	L 90.1
09/20	at Green Bay	(S)	30	19	206	63.3	2	1	32	2/1	L 91.8
09/27	Chicago	(S)	30	20	235	66.7	1	0	30t	4/23	W 101.4
10/05	Detroit	(S)	26	20	287	76.9	1	0	50	6/52	W 125.0
10/11	at Cincinnati	(S)	23	15	213	65.2	1	1	46	4/16	L 91.4
10/18	Carolina	(S)	30	18	241	60.0	1	0	45	4/22	L 96.7
10/22	at San Francisco	(S)	24	18	235	75.0	1	2	43t	5/23	W 84.5
11/01	at Dallas	(S)	30	19	210	63.3	1	1	22t	0/0	W 81.3
11/15	Arizona	(S)	32	14	240	43.8	1	1	40	2/12	L 67.2
11/22	San Francisco	(S)	29	24	260	82.8	3	0	31t	2/7	W 138.6
11/29	Pittsburgh	(S)	30	21	345	70.0	5	0	80t	2/9	W 147.9
12/06	at Minnesota	(S)	27	21	274	77.8	3	0	53t	1/8	W 146.0
12/13	at Baltimore	(S)	32	23	292	71.9	5	0	49t	0/0	W 139.6
12/20	Cleveland	(S)	30	21	249	70.0	3	0	39	2/8	W 128.3
12/27	St. Louis	(S)	41	25	289	61.0	2	1	28	4/36	L 88.4
01/03	at Arizona	(S)	28	19	197	67.9	3	0	36	1/16	W 123.7
<b>TOTALS</b>		<b>(16/16)</b>	<b>483</b>	<b>329</b>	<b>4,024</b>	<b>68.1</b>	<b>34</b>	<b>8</b>	<b>80t</b>	<b>45/265</b>	<b>10-6 110.1</b>
01/10	at Minnesota	(S)	26	13	142	50.0	1	1	35	2/13	W 63.3
01/17	at Carolina	(S)	48	31	366	64.6	3	2	33t	5/41	L 91.1
<b>PLAYOFF TOTALS</b>		<b>(2/2)</b>	<b>74</b>	<b>44</b>	<b>508</b>	<b>59.5</b>	<b>4</b>	<b>3</b>	<b>35</b>	<b>7/54</b>	<b>1-1 81.4</b>

W/L record reflects games started only

### 2015

### RUSHING

Date	Opponent	P/S	Att	Yds	Avg	LG	TD
09/13	at St. Louis	(S)	8	31	3.9	10	0
09/20	at Green Bay	(S)	10	78	7.8	17	0
09/27	Chicago	(S)	6	28	4.7	13	0
10/05	Detroit	(S)	10	40	4.0	15	0
10/11	at Cincinnati	(S)	3	21	7.0	9	0
10/18	Carolina	(S)	8	53	6.6	24	0
10/22	at San Francisco	(S)	7	20	2.9	9	0
11/01	at Dallas	(S)	6	32	5.3	10	0
11/15	Arizona	(S)	6	52	8.7	20	0
11/22	San Francisco	(S)	9	30	3.3	8	0
11/29	Pittsburgh	(S)	4	14	3.5	10	0
12/06	at Minnesota	(S)	9	51	5.7	14	1
12/13	at Baltimore	(S)	1	6	6.0	6	0
12/20	Cleveland	(S)	5	46	9.2	16	0
12/27	St. Louis	(S)	6	38	6.5	21	0
01/03	at Arizona	(S)	5	13	2.6	9	0
<b>TOTALS</b>		<b>(16/16)</b>	<b>103</b>	<b>553</b>	<b>5.4</b>	<b>24</b>	<b>1</b>
01/10	at Minnesota	(S)	5	21	4.2	11	0
01/17	at Carolina	(S)	3	32	10.7	14	0
<b>PLAYOFF TOTALS</b>		<b>(2/2)</b>	<b>8</b>	<b>53</b>	<b>6.6</b>	<b>14</b>	<b>0</b>



## WILSON'S GAME-BY-GAME

### 2016

### PASSING

Date	Opponent	P/S	Att	Com	Yds	Pct	TD	Int	LG	Sacked	W/L Rating
09/11	Miami	(S)	43	27	258	62.8	1	1	24	3/18	W 77.5
09/18	at L.A.	(S)	35	22	254	62.9	0	0	53	2/15	L 84.7
09/25	San Francisco	(S)	23	15	243	65.2	1	0	59	2/17	W 114.9
10/02	at N.Y. Jets	(S)	32	23	309	71.9	3	0	42t	2/21	W 133.5
10/16	Atlanta	(S)	37	25	270	67.6	0	0	25	1/9	W 88.8
10/23	at Arizona	(S)	37	24	225	64.9	0	0	31	1/20	T 81.5
10/30	at New Orleans	(S)	34	22	253	64.7	0	1	27	1/11	L 74.8
11/07	Buffalo	(S)	26	20	282	76.9	2	0	50	4/37	W 137.0
11/13	at New England	(S)	37	25	348	67.6	3	0	39	3/24	W 124.6
11/20	Philadelphia	(S)	31	18	272	58.1	1	0	44	1/0	W 97.8
11/27	at Tampa Bay	(S)	33	17	151	51.5	0	2	21	6/33	L 38.8
12/4	Carolina	(S)	36	26	277	72.2	1	1	40	3/21	W 92.0
12/11	at Green Bay	(S)	39	22	240	56.4	1	5	31	3/22	L 43.7
12/15	L.A. Rams	(S)	26	19	229	73.1	3	1	57t	2/2	W 122.1
12/24	Arizona	(S)	45	29	350	64.4	4	0	42t	6/37	L 117.8
1/1/17	at San Francisco	(S)	32	19	258	59.4	1	0	42	1/6	W 95.6
<b>TOTALS</b>		<b>(16/16)</b>	<b>546</b>	<b>353</b>	<b>4,219</b>	<b>64.7</b>	<b>21</b>	<b>11</b>	<b>59</b>	<b>41/293</b>	<b>10-5-1 92.6</b>
1/7	Detroit	(S)	30	23	224	76.7	2	0	42	3/14	W 119.3
1/14	at Atlanta	(S)	30	17	225	56.7	2	2	40	3/17	L 75.0
<b>TOTALS</b>		<b>(2/2)</b>	<b>60</b>	<b>40</b>	<b>449</b>	<b>66.7</b>	<b>4</b>	<b>2</b>	<b>42</b>	<b>6/31</b>	<b>1-1 97.2</b>

W/L record reflects games started only

### 2016

### RUSHING

Date	Opponent	P/S	Att	Yds	Avg	LG	TD
09/11	Miami	1/1	4	16	4.0	9	0
09/18	at L.A.	1/1	5	14	2.8	8	0
09/25	San Francisco	1/1	1	3	3.0	3	0
10/02	at N.Y. Jets	1/1	5	-5	-1.0	2	0
10/16	Atlanta	1/1	6	7	1.2	6	0
10/23	at Arizona	1/1	1	-2	-2.0	-2	0
10/30	at New Orleans	1/1	3	11	3.7	5	0
11/07	Buffalo	1/1	3	10	3.3	8	1
11/13	at New England	1/1	3	6	2.0	6	0
11/20	Philadelphia	1/1	8	19	2.4	7	0
11/27	at Tampa Bay	1/1	8	80	10.0	17	0
12/4	Carolina	1/1	3	29	9.7	18	0
12/11	at Green Bay	1/1	4	19	4.8	8	0
12/15	L.A. Rams	1/1	6	12	2.0	9	0
12/24	Arizona	1/1	10	36	3.6	15	0
1/1/17	at San Francisco	1/1	2	4	2.0	4	0
<b>TOTALS</b>		<b>(16/16)</b>	<b>72</b>	<b>259</b>	<b>3.6</b>	<b>18</b>	<b>1</b>
1/7	Detroit	1/1	3	-3	-1.0	-1	0
1/14	at Atlanta	1/1	6	49	8.2	14	0
<b>PLAYOFF TOTALS</b>		<b>(2/2)</b>	<b>9</b>	<b>46</b>	<b>5.1</b>	<b>14</b>	<b>0</b>





50

## K.J. WRIGHT

### LINEBACKER

**Height** 6-4  
**Weight** 246  
**College** Mississippi State  
**Seasons** NFL 7th, Seahawks 7th  
**Born** July 23, 1989  
**Hometown** Olive Branch, Miss.

## WRIGHT'S 2017 SEASON

**at GB (9/10):** Started at LB and had nine tackles. **SF (9/17):** Led team with eight tackles. **Indy (10/1):** Part of a defense that limited the Colts to 32 total yards in the second half, including zero passing.

### WRIGHT'S 2017 GAME-BY-GAME

Game	G/S	T	S	A	QB	Yds.	QH	Int.	Yds.	PD	FF	FR	Yds.
at GB (9/10)	1/1	9	7	2	0.0	0.0	0	0	0	0	0	0	0
SF (9/17)	1/1	8	5	3	0.0	0.0	0	0	0	1	0	0	0
at Ten (9/24)	1/1	8	5	3	0.0	0.0	0	0	0	0	0	0	0
Indy (10/1)	1/1	4	3	1	0.0	0.0	1	0	0	0	0	0	0
at LA (10/08)	1/1	2	1	1	0.0	0.0	0	0	0	0	0	0	0
<b>Totals</b>	<b>5/5</b>	<b>31</b>	<b>21</b>	<b>10</b>	<b>0.0</b>	<b>0.0</b>	<b>1</b>	<b>0</b>	<b>0</b>	<b>1</b>	<b>0</b>	<b>0</b>	<b>0</b>

## WRIGHT'S NFL RECORD

Club	G/S	Tackles			Sacks		Interceptions				TD	PD	FF	FR	Yds
		Tkl	So	Ast	QB	Yds	No	Yds	Avg	LG					
2011 Seattle	16/12	61	46	15	2.0	9.0	0	0	0.0	0	0	2	1	1	30
2012 Seattle	15/15	96	66	30	1.0	13.0	1	24	24.0	24	0	5	1	0	0
2013 Seattle	13/13	80	46	34	1.5	4.5	0	0	0.0	0	0	4	0	1	0
2014 Seattle	16/16	107	74	33	2.0	8.0	0	0	0.0	0	0	4	2	1	0
2015 Seattle	16/16	116	71	45	1.0	11.0	0	0	0.0	0	0	3	4	2	4
2016 Seattle	16/16	126	72	54	4.0	7.0	0	0	0.0	0	0	5	1	1	0
2017 Seattle	5/5	31	21	10	0.0	0.0	0	0	0.0	0	0	1	0	0	0
<b>NFL TOTALS</b>	<b>97/93</b>	<b>617</b>	<b>396</b>	<b>221</b>	<b>11.5</b>	<b>52.5</b>	<b>1</b>	<b>24</b>	<b>24.0</b>	<b>24</b>	<b>0</b>	<b>24</b>	<b>9</b>	<b>6</b>	<b>34</b>

### POSTSEASON

Club	G/S	Tackles			Sacks		Interceptions				TD	PD	FF	FR	Yds
		Tkl	So	Ast	QB	Yds	No	Yds	Avg	LG					
2012 Seattle	2/2	16	8	8	0.0	0.0	0	0	0.0	0	0	2	0	0	0
2013 Seattle	2/1	8	5	3	0.0	0.0	0	0	0.0	0	0	0	0	0	0
2014 Seattle	3/3	23	16	7	0.0	0.0	0	0	0.0	0	0	1	0	0	0
2015 Seattle	2/2	21	11	10	0.5	3.0	0	0	0.0	0	0	0	0	0	0
2016 Seattle	2/2	16	8	8	0.0	0.0	0	0	0.0	0	0	0	0	0	0
<b>NFL TOTALS</b>	<b>11/10</b>	<b>84</b>	<b>48</b>	<b>36</b>	<b>0.5</b>	<b>3.0</b>	<b>0</b>	<b>0</b>	<b>0.0</b>	<b>0</b>	<b>0</b>	<b>3</b>	<b>0</b>	<b>0</b>	<b>0</b>

## WRIGHT'S SINGLE-GAME HIGHS

**Tackles:** 13, vs. Oakland (11/2/14)      **Fumble Recoveries:** 1, 6 Times, Last vs. Arizona (12/24/16)  
**Forced Fumbles:** 1, 9 Times, Last vs. Carolina (12/4/16)      **Sacks:** 1.0, 11 Times, Last at San Francisco (1/1/17)  
**Interceptions:** 1, at Buffalo (12/16/12)      **Touchdowns:** 1, FR at Dallas (11/1/15)

## ADDITIONAL STATS

**Special Teams Tackles:** 2011 (4), 2012 (3); **Career:** (7). **Postseason:** 2013 (1), 2014 (1); **Career:** (2).



# National Football League Game Summary

NFL Copyright © 2017 by The National Football League. All rights reserved. This summary and play-by-play is for the express purpose of assisting media in their coverage of the game; any other use of this material is prohibited without the written permission of the National Football League. Updated: 10/9/2017

Date: Sunday, 10/8/2017

**Seattle Seahawks at Los Angeles Rams**  
at Los Angeles Memorial Coliseum, Los Angeles, Calif.

Start Time: 1:05 PM Pacific

## Game Day Weather

Game Weather: Sunny  
Played Outdoor on Turf: Grass

Temp: 78° F (25.6° C) Humidity: 50%, Wind: 0 mph  
Outdoor Weather: Sunny,

## Officials

Referee: Steratore, Gene (114)      Umpire: Schuster, Bill (129)      Down Judge: Oliver, David (24)  
Line Judge: Arthur, Gary (108)      Field Judge: Weatherford, Mike (116)      Side Judge: Hill, Adrian (29)  
Back Judge: Paganelli, Dino (105)      Replay Official: Paul Weidner

## Lineups

Seattle Seahawks			Los Angeles Rams				
Offense		Defense	Offense		Defense		
WR 89	D.Baldwin	LDE 72	M.Bennett	WR 11	T.Austin	NT 90	M.Brockers
LT 70	R.Odhambo	LDT 90	J.Reed	TE 89	T.Higbee	DT 99	A.Donald
LG 78	L.Joeckel	RDT 91	S.Richardson	LT 77	A.Whitworth	OLB 94	R.Quinn
C 68	J.Britt	RDE 55	F.Clark	LG 76	R.Saffold	OLB 98	C.Barwin
RG 75	O.Aboushi	MLB 54	B.Wagner	C 65	J.Sullivan	OLB 58	C.Littleton
RT 76	G.Ifedi	OLB 50	K.Wright	RG 68	J.Brown	ILB 52	A.Ogletree
TE 88	J.Graham	LCB 25	R.Sherman	RT 79	R.Havenstein	ILB 26	M.Barron
WR 10	P.Richardson	CB 28	J.Coleman	WR 12	S.Watkins	LCB 22	T.Johnson
WR 16	T.Lockett	RCB 26	S.Griffin	WR 17	R.Woods	CB 23	N.Robey
QB 3	R.Wilson	SS 31	K.Chancellor	QB 16	J.Goff	RCB 21	K.Webster
RB 27	E.Lacy	FS 29	E.Thomas	RB 30	T.Gurley	SS 43	J.Johnson

## Substitutions

K 7 B.Walsh, P 9 J.Ryan, WR 19 T.McEvoy, RB 21 J.McKissic, CB 23 N.Thorpe, FS 30 B.McDougald, RB 34 T.Rawls, FB 38 T.Madden, SS 42 D.Hill, LB 52 T.Garvin, LB 57 M.Wilhoite, LB 58 D.Alexander, LS 69 T.Ott, T 73 M.Tobin, C/G 77 E.Pocic, TE 81 N.Vannett, TE 82 L.Wilson, WR 84 A.Darboh, DT 92 N.Jones, DE 93 B.Jackson, DE 97 M.Smith, DT 98 G.Smith

## Did Not Play

QB 6 A.Davis, FS 33 T.Thompson

## Not Active

CB 20 J.Lane, RB 22 C.Prorise, DE 56 C.Avril, G 63 M.Glowinski, G 64 J.Roos, T 79 I.Battle, DT 99 Q.Jefferson

## Substitutions

K 4 G.Zuerlein, P 6 J.Hekker, WR 10 P.Cooper, WR 18 C.Kupp, DB 24 B.Countess, CB 32 T.Hill, RB 34 M.Brown, CB 36 D.Hatfield, S 38 Co.Davis, S 41 M.Christian, LS 44 J.McQuaide, OLB 50 S.Ebukam, LB 54 B.Hager, TE 81 G.Everett, WR 83 J.Reynolds, TE 86 D.Carrier, DT 92 T.Smart, DE 93 E.Westbrooks, DT 95 T.Walker, OLB 96 M.Longacre, DE 97 M.Fox

## Did Not Play

QB 14 S.Mannion, T 63 D.Williams, C 66 A.Blythe

## Not Active

QB 8 B.Allen, S 20 L.Joyner, S 31 M.Alexander, RB 33 J.Davis, OLB 51 E.Price, T 64 A.Donnal, T 73 C.Lucas

## Field Goals (made ( ) & missed)

Player	Attempts	Made	Missed	Yards	OT	Total
B.Walsh	(48)	(49)	(35)			
G.Zuerlein		(35)	36WR			
VISITOR:	Seattle Seahawks	0	10	3	3	0
HOME:	Los Angeles Rams	0	10	0	0	0

## Scoring Plays

Team	Qtr	Time	Play Description (Extra Point) (Drive Info)	Visitor	Home
Rams	2	14:13	T.Austin 27 yd. run (G.Zuerlein kick) (10-79, 3:57)	0	7
Rams	2	9:29	G.Zuerlein 35 yd. Field Goal (4-2, 0:56)	0	10
Seahawks	2	1:55	J.Graham 4 yd. pass from R.Wilson (B.Walsh kick) (15-75, 7:34)	7	10
Seahawks	2	0:00	B.Walsh 48 yd. Field Goal (9-46, 1:28)	10	10
Seahawks	3	5:41	B.Walsh 49 yd. Field Goal (9-43, 4:13)	13	10
Seahawks	4	1:09	B.Walsh 35 yd. Field Goal (4-3, 1:37)	16	10

Paid Attendance: 60,745

Time: 3:08



Seattle Seahawks vs Los Angeles Rams  
10/8/2017 at Los Angeles Memorial Coliseum

# Final Individual Statistics

Total	4	3	1	0	0	0	0	0	0	1
-------	---	---	---	---	---	---	---	---	---	---

Seattle Seahawks vs Los Angeles Rams  
10/8/2017 at Los Angeles Memorial Coliseum

## Final Team Statistics

	Visitor Seahawks	Home Rams
<b>TOTAL FIRST DOWNS</b>	15	21
By Rushing	3	4
By Passing	11	14
By Penalty	1	3
<b>THIRD DOWN EFFICIENCY</b>	8-17-47%	8-15-53%
<b>FOURTH DOWN EFFICIENCY</b>	0-0-0%	0-1-0%
<b>TOTAL NET YARDS</b>	241	375
Total Offensive Plays (inc. times thrown passing)	66	71
Average gain per offensive play	3.7	5.3
<b>NET YARDS RUSHING</b>	62	100
Total Rushing Plays	25	22
Average gain per rushing play	2.5	4.5
Tackles for a loss-number and yards	3-8	4-14
<b>NET YARDS PASSING</b>	179	275
Times thrown - yards lost attempting to pass	3-19	2-13
Gross yards passing	198	288
<b>PASS ATTEMPTS-COMPLETIONS-HAD INTERCEPTED</b>	38-24-2	47-22-2
Avg gain per pass play (inc.# thrown passing)	4.4	5.6
<b>KICKOFFS Number-In End Zone-Touchbacks</b>	4-2-1	3-2-2
<b>PUNTS Number and Average</b>	6-39.5	3-45.3
Had Blocked	0	0
<b>FGs - PATs Had Blocked</b>	0-0	0-0
<b>Net Punting Average</b>	39.5	42.0
<b>TOTAL RETURN YARDAGE (Not Including Kickoffs)</b>	34	69
No. and Yards Punt Returns	1-10	2-0
No. and Yards Kickoff Returns	1-13	2-52
No. and Yards Interception Returns	2-24	2-69
<b>PENALTIES Number and Yards</b>	7-40	5-45
<b>FUMBLES Number and Lost</b>	0-0	4-3
<b>TOUCHDOWNS</b>	1	1
Rushing	0	1
Passing	1	0
<b>EXTRA POINTS Made-Attempts</b>	1-1	1-1
Kicking Made-Attempts	1-1	1-1
<b>FIELD GOALS Made-Attempts</b>	3-3	1-2
<b>RED ZONE EFFICIENCY</b>	1-3-33%	0-4-0%
<b>GOAL TO GO EFFICIENCY</b>	1-1-100%	0-0-0%
<b>SAFETIES</b>	0	0
<b>FINAL SCORE</b>	16	10
<b>TIME OF POSSESSION</b>	31:16	28:44

Seattle Seahawks vs Los Angeles Rams  
10/8/2017 at Los Angeles Memorial Coliseum

## Ball Possession And Drive Chart

### Seattle Seahawks

#	Time Recd	Time Lost	Time Poss	How Ball Obtained	Drive Began	# Play	Yds Gain	Yds Pen	Net Yds	1st Down	Last Scrm	How Given Up
1	15:00	12:04	2:56	Kickoff	SEA 25	6	4	0	4	1	SEA 29	Punt
2	9:20	5:04	4:16	Fumble	SEA 20	8	24	5	29	2	SEA 49	Punt
3	3:21	3:10	0:11	Punt	SEA 32	1	0	0	0	0	SEA 32	Interception
4	14:13	12:26	1:47	Kickoff	SEA 26	3	3	0	3	0	SEA 29	Punt
5	12:26	10:25	2:01	Muffed Punt	LA 30	4	15	0	15	1	* LA 15	Interception
6	9:29	1:55	7:34	Kickoff	SEA 25	15	75	0	75	6	* LA 4	Touchdown
7	1:28	0:00	1:28	Punt	SEA 25	9	51	-5	46	3	LA 29	Field Goal
8	9:54	5:41	4:13	Missed FG	SEA 26	9	43	0	43	2	LA 31	Field Goal
9	0:48	13:28	2:20	Interception	SEA 29	3	8	-10	-2	0	SEA 27	Punt
10	11:51	10:48	1:03	Punt	SEA 26	3	3	0	3	0	SEA 29	Punt
11	6:02	4:17	1:45	Interception	LA 46	3	8	0	8	0	LA 38	Punt
12	2:46	1:09	1:37	Fumble	LA 20	4	8	-5	3	0	* LA 17	Field Goal
13	0:05	0:00	0:05	Downs	SEA 20	1	-1	0	-1	0	SEA 20	End of Game

(458) Average SEA 35

### Los Angeles Rams

#	Time Recd	Time Lost	Time Poss	How Ball Obtained	Drive Began	# Play	Yds Gain	Yds Pen	Net Yds	1st Down	Last Scrm	How Given Up
1	12:04	9:20	2:44	Punt	LA 38	7	61	0	61	3	* SEA 12	Fumble
2	5:04	3:21	1:43	Punt	LA 7	3	9	0	9	0	LA 16	Punt
3	3:10	14:13	3:57	Interception	LA 21	10	79	0	79	4	SEA 27	Touchdown
4	10:25	9:29	0:56	Interception	SEA 19	4	2	0	2	0	* SEA 17	Field Goal
5	1:55	1:28	0:27	Kickoff	LA 40	3	1	0	1	0	LA 41	Punt
6	15:00	9:54	5:06	Kickoff	LA 32	13	45	5	50	3	* SEA 18	Missed FG
7	5:41	0:48	4:53	Kickoff	LA 18	11	52	5	57	4	* SEA 25	Interception
8	13:28	11:51	1:37	Punt	LA 29	3	5	0	5	0	LA 34	Punt
9	10:48	6:02	4:46	Punt	LA 23	9	38	-10	28	3	SEA 49	Interception
10	4:17	2:46	1:31	Punt	LA 7	3	28	5	33	2	LA 43	Fumble
11	1:09	0:05	1:04	Kickoff	LA 25	7	55	0	55	2	SEA 20	Downs

(321) Average LA 29

\* inside opponent's 20

### Time of Possession by Quarter

		1st	2nd	3rd	4th	OT	Total
Visitor	Seattle Seahawks	7:23	12:50	5:01	6:02		31:16
Home	Los Angeles Rams	7:37	2:10	9:59	8:58		28:44

### Kickoff Drive No.-Start Average

Seahawks: 3 - SEA 25

Rams: 4 - LA 29

**Seattle Seahawks vs Los Angeles Rams**  
**10/8/2017 at Los Angeles Memorial Coliseum**

# Final Defensive Statistics

Seattle Seahawks	Regular Defensive Plays											Special Teams					Misc			
	TKL	AST	COMB	SK	/ YDS	TFL	Q	IN	PD	FF	FR	TKL	AST	FF	FR	BL	TKL	AST	FF	FR
B.Wagner	8	0	8	0	0	1	1	0	0	0	0	0	0	0	0	0	0	0	0	0
E.Thomas	6	1	7	0	0	0	0	1	1	1	0	0	0	0	0	0	0	0	0	0
S.Griffin	6	0	6	0	0	0	0	0	1	0	0	0	0	0	0	0	0	0	0	0
R.Sherman	6	0	6	0	0	1	0	0	0	0	0	0	0	0	0	0	0	0	0	0
M.Bennett	3	1	4	1	10	1	2	0	0	0	0	0	0	0	0	0	0	0	0	0
K.Chancellor	3	1	4	0	0	0	0	0	1	0	0	0	0	0	0	0	0	0	0	0
F.Clark	3	0	3	1	3	2	1	0	1	1	0	0	0	0	0	0	0	0	0	0
N.Jones	2	1	3	0	0	0	0	0	0	0	0	0	0	0	0	0	0	0	0	0
J.Coleman	2	0	2	0	0	0	0	0	0	0	0	0	0	0	0	0	0	0	0	0
K.Wright	1	1	2	0	0	0	0	0	0	0	0	0	0	0	0	0	0	0	0	0
B.Jackson	0	2	2	0	0	0	0	0	0	0	0	0	0	0	0	0	0	0	0	0
M.Smith	1	0	1	0	0	0	0	0	0	0	0	0	0	0	0	0	0	0	0	0
M.Wilhoite	0	1	1	0	0	0	0	0	0	0	0	0	0	0	0	0	0	0	0	0
J.Reed	0	1	1	0	0	0	0	0	0	0	0	0	0	0	0	0	0	0	0	0
S.Richardson	0	0	0	0	0	0	0	1	1	0	1	0	0	0	0	0	0	0	0	0
N.Thorpe	0	0	0	0	0	0	0	0	0	0	0	1	0	0	1	0	0	0	0	0
T.McEvoy	0	0	0	0	0	0	0	0	0	0	0	1	0	0	0	0	0	0	0	0
T.Madden	0	0	0	0	0	0	0	0	0	0	0	0	1	0	0	0	0	0	0	0
T.Garvin	0	0	0	0	0	0	0	0	0	0	0	0	1	0	0	0	0	0	0	0
R.Wilson	0	0	0	0	0	0	0	0	0	0	0	0	0	0	0	0	1	0	0	0
<b>Total</b>	<b>41</b>	<b>9</b>	<b>50</b>	<b>2</b>	<b>13</b>	<b>5</b>	<b>4</b>	<b>2</b>	<b>5</b>	<b>2</b>	<b>1</b>	<b>2</b>	<b>2</b>	<b>0</b>	<b>1</b>	<b>0</b>	<b>1</b>	<b>0</b>	<b>0</b>	<b>0</b>

**TKL = Tackle AST = Assist COMB = Combined QH=QB Hit IN = Interception PD = Pass Defense FF = Forced Fumble FR = Fumble Recovery**

Los Angeles Rams	Regular Defensive Plays											Special Teams					Misc			
	TKL	AST	COMB	SK	/ YDS	TFL	QH	IN	PD	FF	FR	TKL	AST	FF	FR	BL	TKL	AST	FF	FR
M.Barron	12	3	15	0	0	1	1	0	0	0	0	0	0	0	0	0	0	0	0	0
N.Robey	5	1	6	0	0	0	0	0	0	0	0	0	0	0	0	0	0	0	0	0
Co.Davis	4	1	5	0	0	0	0	1	3	0	0	0	0	0	0	0	0	0	0	0
A.Donald	3	2	5	0	0	2	3	0	0	0	0	0	0	0	0	0	0	0	0	0
A.Ogletree	3	1	4	1	6	1	1	0	0	0	0	0	0	0	0	0	0	0	0	0
T.Johnson	3	0	3	0	0	0	0	0	0	0	0	0	0	0	0	0	0	0	0	0
M.Longacre	2	1	3	1	5	1	3	0	0	0	0	0	0	0	0	0	0	0	0	0
R.Quinn	2	1	3	1	8	1	2	0	0	0	0	0	0	0	0	0	0	0	0	0
J.Johnson	2	1	3	0	0	0	0	1	2	0	0	0	0	0	0	0	0	0	0	0
M.Brockers	1	2	3	0	0	0	0	0	0	0	0	0	0	0	0	0	0	0	0	0
M.Fox	2	0	2	0	0	0	0	0	0	0	0	0	0	0	0	0	0	0	0	0
K.Webster	1	1	2	0	0	0	0	0	1	0	0	0	0	0	0	0	0	0	0	0
B.Countess	1	0	1	0	0	0	0	0	0	0	0	1	0	0	0	0	0	0	0	0
C.Littleton	1	0	1	0	0	0	0	0	0	0	0	0	0	0	0	0	0	0	0	0
T.Smart	1	0	1	0	0	0	0	0	0	0	0	0	0	0	0	0	0	0	0	0
M.Christian	0	1	1	0	0	0	0	0	0	0	0	0	0	0	0	0	0	0	0	0
C.Barwin	0	0	0	0	0	0	1	0	0	0	0	0	0	0	0	0	0	0	0	0
S.Ebukam	0	0	0	0	0	0	0	0	0	0	0	1	0	0	0	0	0	0	0	0
D.Hatfield	0	0	0	0	0	0	0	0	0	0	0	1	0	0	0	0	0	0	0	0
T.Austin	0	0	0	0	0	0	0	0	0	0	0	0	0	0	1	0	0	0	0	0
C.Kupp	0	0	0	0	0	0	0	0	0	0	0	0	0	0	0	0	2	0	0	0
A.Whitworth	0	0	0	0	0	0	0	0	0	0	0	0	0	0	0	0	1	0	0	0
<b>Total</b>	<b>43</b>	<b>15</b>	<b>58</b>	<b>3</b>	<b>19</b>	<b>6</b>	<b>11</b>	<b>2</b>	<b>6</b>	<b>0</b>	<b>0</b>	<b>3</b>	<b>0</b>	<b>0</b>	<b>1</b>	<b>0</b>	<b>3</b>	<b>0</b>	<b>0</b>	<b>0</b>

**Seattle Seahawks vs Los Angeles Rams**  
**10/8/2017 at Los Angeles Memorial Coliseum**

# First Half Summary

PERIOD SCORES

Seahawks 0 10 = 10  
 Rams 0 10 = 10

TIME OF POSSESSION

Seahawks 20:13  
 Rams 9:47

**Scoring Plays**

Team	Qtr	Time	Play Description (Extra Point) (Drive Info)	Visitor	Home
Rams	2	14:13	T.Austin 27 yd. run (G.Zuerlein kick) (10-79, 3:57)	0	7
Rams	2	9:29	G.Zuerlein 35 yd. Field Goal (4-2, 0:56)	0	10
Seahawks	2	1:55	J.Graham 4 yd. pass from R.Wilson (B.Walsh kick) (15-75, 7:34)	7	10
Seahawks	2	0:00	B.Walsh 48 yd. Field Goal (9-46, 1:28)	10	10

	Seattle Seahawks	Los Angeles Rams
<b>TOTAL FIRST DOWNS</b>	13	7
First Downs Rushing-Passing-by Penalty	2 - 10 - 1	2 - 5 - 0
<b>THIRD DOWN EFFICIENCY</b>	7-11-64%	3-6-50%
<b>TOTAL NET YARDS</b>	172	152
Total Offensive Plays	45	26
<b>NET YARDS RUSHING</b>	36	70
<b>NET YARDS PASSING</b>	136	82
Gross Yards Passing	155	82
Times thrown-yards lost attempting to pass	3-19	0-0
<b>Pass Attempts-Completions-Had Intercepted</b>	28 - 19 - 2	15 - 8 - 0
<b>Punts-Number and Average</b>	3 - 41.3	2 - 48
<b>Penalties-Number and Yards</b>	1 - 5	2 - 20
<b>Fumbles-Number and Lost</b>	0 - 0	3 - 2
<b>Red Zone Efficiency</b>	1-2-50%	0-2-0%
<b>Average Drive Start</b>	SEA 32	LA 37

**Seattle Seahawks**

**Los Angeles Rams**

RUSHING						RUSHING					
	ATT	YDS	AVG	LG	TD		ATT	YDS	AVG	LG	TD
E.Lacy	7	15	2.1	6	0	T.Gurley	7	32	4.6	11	0
R.Wilson	2	12	6.0	9	0	T.Austin	3	30	10.0	27	1
T.Lockett	1	7	7.0	7	0	R.Woods	1	8	8.0	8	0
T.Rawls	3	5	1.7	3	0						
J.McKissic	1	-3	-3.0	-3	0						
<b>Total</b>	<b>14</b>	<b>36</b>	<b>2.6</b>	<b>9</b>	<b>0</b>	<b>Total</b>	<b>11</b>	<b>70</b>	<b>6.4</b>	<b>27</b>	<b>1</b>

PASSING									PASSING								
	ATT	CMP	YDS	SK/YD	TD	LG	IN	RT		ATT	CMP	YDS	SK/YD	TD	LG	IN	RT
R.Wilson	27	19	155	3/19	1	15	1	81.6	J.Goff	15	8	82	0/0	0	22	0	69.3
T.McEvoy	1	0	0	0/0	0	0	1	0.0									
<b>Total</b>	<b>28</b>	<b>19</b>	<b>155</b>	<b>3/19</b>	<b>1</b>	<b>15</b>	<b>2</b>	<b>63.8</b>	<b>Total</b>	<b>15</b>	<b>8</b>	<b>82</b>	<b>0/0</b>	<b>0</b>	<b>22</b>	<b>0</b>	<b>69.3</b>

PASS RECEIVING							PASS RECEIVING						
	TAR	REC	YDS	AVG	LG	TD		TAR	REC	YDS	AVG	LG	TD
J.Graham	6	5	28	5.6	9	1	T.Higbee	5	2	34	17.0	22	0
D.Baldwin	5	4	37	9.3	15	0	R.Woods	2	2	23	11.5	12	0
P.Richardson	5	3	35	11.7	14	0	T.Austin	2	2	5	2.5	3	0
T.Lockett	2	2	22	11.0	12	0	C.Kupp	2	1	19	19.0	19	0
J.McKissic	4	2	15	7.5	8	0	T.Gurley	1	1	1	1.0	1	0
T.Rawls	3	2	15	7.5	14	0	S.Watkins	2	0	0	0.0	0	0
N.Vannett	1	1	3	3.0	3	0	G.Everett	1	0	0	0.0	0	0
L.Willson	1	0	0	0.0	0	0							
<b>Total</b>	<b>27</b>	<b>19</b>	<b>155</b>	<b>8.2</b>	<b>15</b>	<b>1</b>	<b>Total</b>	<b>15</b>	<b>8</b>	<b>82</b>	<b>10.3</b>	<b>22</b>	<b>0</b>

**Seattle Seahawks**

**Regular Defensive Plays**

**Special Teams**

**Misc**





# First Quarter

10/8/2017

## Play By Play

LA wins the coin toss and elects to defer. SEA elects to Receive, and LA elects to defend the east goal.

G.Zuerlein kicks 65 yards from LA 35 to end zone, Touchback.

### Seattle Seahawks at 15:00

- 1-10-SEA 25 (15:00) E.Lacy up the middle to SEA 28 for 3 yards (C.Littleton, A.Donald).
- 2-7-SEA 28 (14:28) (Shotgun) R.Wilson pass short left to D.Baldwin to SEA 33 for 5 yards (N.Robey).
- 3-2-SEA 33 (14:10) (Shotgun) M.Tobin reported in as eligible. E.Lacy up the middle to SEA 39 for 6 yards (M.Barron; Co.Davis). R1
- 1-10-SEA 39 (13:35) E.Lacy right tackle to SEA 35 for -4 yards (A.Donald).
- 2-14-SEA 35 (12:56) (Shotgun) R.Wilson pass incomplete deep right to D.Baldwin (J.Johnson).
- 3-14-SEA 35 (12:50) (Shotgun) R.Wilson sacked at SEA 29 for -6 yards (A.Ogletree).
- 4-20-SEA 29 (12:14) J.Ryan punts 38 yards to LA 33, Center-T.Ott. T.Austin MUFFS catch, and recovers at LA 38. T.Austin to LA 38 for no gain (T.McEvoy).

### Los Angeles Rams at 12:04

- 1-10-LA 38 (12:04) (Shotgun) J.Goff pass short left to T.Austin to LA 41 for 3 yards (S.Griffin).
- 2-7-LA 41 (11:30) T.Gurley right guard to 50 for 9 yards (R.Sherman). R1
- 1-10-50 (11:07) (No Huddle, Shotgun) J.Goff pass incomplete short left to S.Watkins.
- 2-10-50 (11:02) (Shotgun) J.Goff pass short left to R.Woods to SEA 39 for 11 yards (S.Griffin). P2
- 1-10-SEA 39 (10:35) (No Huddle) J.Goff pass deep middle to T.Higbee to SEA 17 for 22 yards (E.Thomas). P3
- 1-10-SEA 17 (9:48) (Shotgun) T.Austin right end ran ob at SEA 12 for 5 yards (K.Wright).
- 2-5-SEA 12 (9:25) T.Gurley left end for 12 yards, TOUCHDOWN.  
The Replay Official reviewed the score ruling, and the play was REVERSED.  
T.Gurley left end to SEA 1 for 11 yards (E.Thomas). FUMBLES (E.Thomas), ball out of bounds in End Zone, Touchback.

### Seattle Seahawks at 9:20

- 1-10-SEA 20 (9:20) (Shotgun) T.Rawls left guard to SEA 22 for 2 yards (M.Brockers).
- 2-8-SEA 22 (8:45) (Shotgun) R.Wilson pass incomplete deep middle to J.McKissic.
- 3-8-SEA 22 (8:39) (Shotgun) R.Wilson pass incomplete deep left to D.Baldwin [A.Ogletree].  
*PENALTY on LA-Co.Davis, Defensive Holding, 5 yards, enforced at SEA 22 - No Play.* X2
- 1-10-SEA 27 (8:32) L.Joeckel and M.Tobin reported in as eligible. R.Wilson pass incomplete deep left to P.Richardson.
- 2-10-SEA 27 (8:29) T.Rawls up the middle to SEA 30 for 3 yards (M.Fox).
- 3-7-SEA 30 (7:49) (Shotgun) R.Wilson pass short left to T.Lockett to SEA 42 for 12 yards (M.Barron). P3
- 1-10-SEA 42 (7:14) J.McKissic right end to SEA 39 for -3 yards (A.Donald, M.Longacre).
- 2-13-SEA 39 (6:33) (Shotgun) R.Wilson pass short right to T.Rawls to SEA 40 for 1 yard (Co.Davis) [M.Barron].
- 3-12-SEA 40 (5:51) (Shotgun) R.Wilson scrambles up the middle to SEA 49 for 9 yards (N.Robey).
- 4-3-SEA 49 (5:09) J.Ryan punts 44 yards to LA 7, Center-T.Ott, fair catch by C.Kupp.

### Los Angeles Rams at 5:04

- 1-10-LA 7 (5:04) T.Gurley left end pushed ob at LA 7 for no gain (S.Griffin).
- 2-10-LA 7 (4:58) (No Huddle) T.Gurley up the middle to LA 16 for 9 yards (M.Wilhoite; E.Thomas).
- 3-1-LA 16 (4:22) T.Gurley up the middle to LA 16 for no gain (M.Bennett).
- 4-1-LA 16 (3:33) J.Hekker punts 62 yards to SEA 22, Center-J.McQuaide. T.Lockett to SEA 32 for 10 yards (B.Countess).

### Seattle Seahawks at 3:21

- 1-10-SEA 32 (3:21) T.McEvoy pass deep right intended for J.McKissic INTERCEPTED by Co.Davis at LA 36. Co.Davis ran ob at LA 36 for no gain.  
*PENALTY on LA-M.Brockers, Unsportsmanlike Conduct, 15 yards, enforced at LA 36.*

### Los Angeles Rams at 3:10

- 1-10-LA 21 (3:10) T.Gurley right guard to LA 23 for 2 yards (B.Wagner, B.Jackson).
- 2-8-LA 23 (2:33) J.Goff pass incomplete short right to T.Higbee.
- 3-8-LA 23 (2:28) (Shotgun) J.Goff pass short middle to T.Higbee to LA 35 for 12 yards (K.Chancellor). P4
- 1-10-LA 35 (1:59) (No Huddle) R.Woods left end pushed ob at LA 43 for 8 yards (E.Thomas).
- 2-2-LA 43 (1:32) J.Goff pass incomplete short right to G.Everett.
- 3-2-LA 43 (1:27) (Shotgun) J.Goff pass short middle to R.Woods to SEA 45 for 12 yards (E.Thomas). P5
- 1-10-SEA 45 (1:00) (No Huddle) J.Goff pass deep left to C.Kupp to SEA 26 for 19 yards (J.Coleman). P6
- 1-10-SEA 26 (:14) T.Gurley up the middle to SEA 25 for 1 yard (R.Sherman).

Seattle Seahawks vs Los Angeles Rams at Los Angeles Memorial Coliseum

END OF QUARTER

	Time	First Downs				Efficiencies	
Score	Poss	R	P	X	T	3 Down	4 Down
Seattle Seahawks	0 7:23	1	1	1	3	2/4	0/0
Los Angeles Rams	0 7:37	1	5	0	6	2/3	0/0

## Second Quarter

10/8/2017

## Play By Play

Los Angeles Rams continued.

2-9-SEA 25 (15:00) T.Austin right end pushed ob at SEA 27 for -2 yards (R.Sherman).

3-11-SEA 27 (14:20) (Shotgun) T.Austin right guard for 27 yards, TOUCHDOWN.

R7

G.Zuerlein extra point is GOOD, Center-J.McQuaide, Holder-J.Hekker.

SEA 0 LA 7, 10 plays, 79 yards, 3:57 drive, 0:47 elapsed

G.Zuerlein kicks 52 yards from LA 35 to SEA 13. E.Pocic to SEA 26 for 13 yards (S.Ebukam).

## Seattle Seahawks at 14:13, (1st play from scrimmage 14:08)

1-10-SEA 26 (14:08) E.Lacy up the middle to SEA 28 for 2 yards (K.Webster; R.Quinn).

2-8-SEA 28 (13:28) E.Lacy right guard to SEA 29 for 1 yard (R.Quinn).

3-7-SEA 29 (12:46) (Shotgun) R.Wilson pass incomplete short right to T.Rawls.

4-7-SEA 29 (12:36) J.Ryan punts 42 yards to LA 29, Center-T.Ott. T.Austin MUFFS catch, RECOVERED by SEA-N.Thorpe at LA 30. N.Thorpe to LA 30 for no gain (D.Hatfield).

## Seattle Seahawks at 12:26

1-10-LA 30 (12:26) (Shotgun) R.Wilson scrambles up the middle to LA 27 for 3 yards (T.Smart).

2-7-LA 27 (11:47) (Shotgun) R.Wilson pass short right to J.Graham to LA 23 for 4 yards (T.Johnson).

3-3-LA 23 (11:02) (Shotgun) R.Wilson pass short left to J.McKissic to LA 15 for 8 yards (B.Countess) [A.Donald].

P4

1-10-LA 15 (10:39) (No Huddle) R.Wilson pass short right intended for L.Wilson INTERCEPTED by J.Johnson at LA 12. J.Johnson to SEA 19 for 69 yards (R.Wilson).

## Los Angeles Rams at 10:25

1-10-SEA 19 (10:25) (Shotgun) J.Goff pass short middle to T.Austin to SEA 17 for 2 yards (K.Chancellor).

2-8-SEA 17 (9:44) (Shotgun) J.Goff pass incomplete short right to T.Higbee.

3-8-SEA 17 (9:39) (Shotgun) J.Goff pass incomplete short left to C.Kupp.

4-8-SEA 17 (9:34) G.Zuerlein 35 yard field goal is GOOD, Center-J.McQuaide, Holder-J.Hekker.

SEA 0 LA 10, 4 plays, 2 yards, 0:56 drive, 5:31 elapsed

G.Zuerlein kicks 65 yards from LA 35 to end zone, Touchback.

## Seattle Seahawks at 9:29

1-10-SEA 25 (9:29) (Shotgun) R.Wilson pass incomplete short left to J.Graham (K.Webster).

2-10-SEA 25 (9:26) (Shotgun) R.Wilson pass short left to J.Graham to SEA 31 for 6 yards (J.Johnson).

3-4-SEA 31 (8:49) (Shotgun) R.Wilson pass short right to J.McKissic ran ob at SEA 38 for 7 yards (A.Ogletree).

P5

1-10-SEA 38 (8:13) E.Lacy up the middle to SEA 41 for 3 yards (M.Barron).

2-7-SEA 41 (7:37) R.Wilson pass short right to N.Vannett to SEA 44 for 3 yards (N.Robey; M.Barron).

3-4-SEA 44 (6:57) (Shotgun) R.Wilson pass short middle to J.Graham to LA 47 for 9 yards (M.Barron).

P6

1-10-LA 47 (6:09) R.Wilson pass incomplete short right to P.Richardson [M.Longacre].

2-10-LA 47 (6:07) R.Wilson pass short left to D.Baldwin pushed ob at LA 41 for 6 yards (K.Webster) [A.Donald].

3-4-LA 41 (5:35) (Shotgun) R.Wilson pass short right to T.Lockett to LA 31 for 10 yards (A.Ogletree).

P7

1-10-LA 31 (4:59) E.Lacy up the middle to LA 27 for 4 yards (Co.Davis).

2-6-LA 27 (4:21) M.Tobin and L.Joeckel reported in as eligible. R.Wilson pass short left to D.Baldwin to LA 16 for 11 yards (J.Johnson).

P8

*Penalty on LA-T.Johnson, Defensive Holding, declined.*

1-10-LA 16 (3:54) R.Wilson pass short right to J.Graham to LA 11 for 5 yards (T.Johnson).

2-5-LA 11 (3:09) M.Tobin reported in as eligible. T.Lockett right end ran ob at LA 4 for 7 yards (T.Johnson).

R9

1-4-LA 4 (2:35) (Shotgun) T.Rawls left guard to LA 4 for no gain (A.Donald; M.Brockers).

## Two-Minute Warning

2-4-LA 4 (2:00) R.Wilson pass short left to J.Graham for 4 yards, TOUCHDOWN.

P10

B.Walsh extra point is GOOD, Center-T.Ott, Holder-J.Ryan.

SEA 7 LA 10, 15 plays, 75 yards, 7:34 drive, 13:05 elapsed

B.Walsh kicks 53 yards from SEA 35 to LA 12, out of bounds.

## Los Angeles Rams at 1:55, (1st play from scrimmage 1:54)

1-10-LA 40 (1:54) J.Goff pass short right to T.Gurley ran ob at LA 41 for 1 yard.

2-9-LA 41 (1:47) J.Goff pass incomplete deep left to T.Higbee (K.Chancellor). SEA-M.Bennett was injured during the play. His return is Questionable. SEA 72 M.Bennett - foot injury. Timeout #1 by SEA at 01:43. TO Charged to SEA due to injury under 2 minutes.

3-9-LA 41 (1:43) (Shotgun) J.Goff pass incomplete deep right to S.Watkins.

**Seattle Seahawks vs Los Angeles Rams at Los Angeles Memorial Coliseum**

4-9-LA 41 (1:34) J.Hekker punts 34 yards to SEA 25, Center-J.McQuaide, out of bounds.

**Seattle Seahawks at 1:28**

1-10-SEA 25 (1:28) (Shotgun) R.Wilson pass short right to P.Richardson to SEA 39 for 14 yards (M.Barron). P11  
1-10-SEA 39 (1:08) (No Huddle, Shotgun) R.Wilson pass short right to P.Richardson ran ob at LA 48 for 13 yards. P12  
1-10-LA 48 (:59) (No Huddle, Shotgun) R.Wilson pass short middle to P.Richardson to LA 40 for 8 yards (N.Robey).  
 2-2-LA 40 (:52) (No Huddle, Shotgun) R.Wilson sacked at LA 45 for -5 yards (M.Longacre).  
 Timeout #2 by SEA at 00:43.  
 3-7-LA 45 (:43) (Shotgun) *PENALTY on SEA-G.Ifedi, False Start, 5 yards, enforced at LA 45 - No Play.*  
 3-12-50 (:43) (Shotgun) R.Wilson pass short left to T.Rawls to LA 36 for 14 yards (M.Barron). P13  
*Penalty on LA-R.Quinn, Defensive Offside, declined.*  
1-10-LA 36 (:34) (Shotgun) R.Wilson sacked at LA 44 for -8 yards (R.Quinn).  
 Timeout #3 by SEA at 00:28.  
 2-18-LA 44 (:28) (Shotgun) R.Wilson pass short right to D.Baldwin to LA 29 for 15 yards (M.Barron).  
 3-3-LA 29 (:03) (No Huddle) R.Wilson spiked the ball to stop the clock.  
 4-3-LA 29 (:02) **B.Walsh 48 yard field goal is GOOD, Center-T.Ott, Holder-J.Ryan.**

**SEA 10 LA 10, 9 plays, 46 yards, 1:28 drive, 15:00 elapsed**

**END OF QUARTER**

	Score	Time Poss	First Downs				Efficiencies	
			R	P	X	T	3 Down	4 Down
Seattle Seahawks	10	12:50	1	9	0	10	5/7	0/0
Los Angeles Rams	10	2:10	1	0	0	1	1/3	0/0

## Third Quarter

10/8/2017

## Play By Play

LA elects to Receive, and SEA elects to defend the goal.

B.Walsh kicks 64 yards from SEA 35 to LA 1. P.Cooper to LA 32 for 31 yards (T.Madden; T.Garvin).

## Los Angeles Rams at 15:00, (1st play from scrimmage 14:54)

1-10-LA 32	(14:54) J.Goff pass incomplete short left to R.Woods (S.Griffin).	
2-10-LA 32	(14:46) (Shotgun) PENALTY on SEA-F.Clark, Neutral Zone Infraction, 5 yards, enforced at LA 32 - No Play.	
2-5-LA 37	(14:46) T.Gurley left end to LA 38 for 1 yard (S.Griffin).	
3-4-LA 38	(14:15) (No Huddle, Shotgun) J.Goff pass short right to R.Woods to 50 for 12 yards (R.Sherman).	P8
<u>1-10-50</u>	(13:32) J.Goff pass incomplete deep left to R.Woods.	
2-10-50	(13:26) (Shotgun) J.Goff pass incomplete short left to P.Cooper.	
3-10-50	(13:21) (Shotgun) J.Goff scrambles up the middle ran ob at SEA 28 for 22 yards (K.Chancellor).	R9
<u>1-10-SEA 28</u>	(12:58) (No Huddle, Shotgun) J.Goff pass short middle to T.Gurley to SEA 22 for 6 yards (B.Wagner).	
2-4-SEA 22	(12:25) (No Huddle, Shotgun) T.Gurley left end to SEA 29 for -7 yards (F.Clark, N.Jones).	
3-11-SEA 29	(11:38) (Shotgun) J.Goff pass short middle to M.Brown to SEA 16 for 13 yards (B.Wagner, K.Chancellor).	P10
	Timeout #1 by LA at 10:50.	
<u>1-10-SEA 16</u>	(10:50) (Shotgun) J.Goff pass incomplete short right to T.Austin.	
2-10-SEA 16	(10:45) (Shotgun) T.Austin left end to SEA 18 for -2 yards (B.Wagner).	
3-12-SEA 18	(10:06) (Shotgun) J.Goff pass incomplete deep left to G.Everett.	
4-12-SEA 18	(10:00) G.Zuerlein 36 yard field goal is No Good, Wide Right, Center-J.McQuaide, Holder-J.Hekker.	

## Seattle Seahawks at 9:54

1-10-SEA 26	(9:54) (No Huddle, Shotgun) E.Lacy right guard to SEA 29 for 3 yards (M.Barron).	
2-7-SEA 29	(9:17) (Shotgun) R.Wilson pass deep left to J.McKissic to 50 for 21 yards (M.Barron) [R.Quinn].	P14
<u>1-10-50</u>	(8:31) R.Wilson pass incomplete short right to D.Baldwin (Co.Davis).	
2-10-50	(8:24) (Shotgun) R.Wilson pass short middle to E.Lacy to LA 41 for 9 yards (M.Barron) [A.Donald].	
3-1-LA 41	(7:47) M.Tobin reported in as eligible. E.Lacy up the middle to LA 40 for 1 yard (A.Ogletree; M.Brockers).	R15
<u>1-10-LA 40</u>	(6:59) R.Wilson pass incomplete deep right to T.Lockett [M.Longacre].	
2-10-LA 40	(6:52) (Shotgun) R.Wilson right end ran ob at LA 40 for no gain (M.Barron).	
3-10-LA 40	(6:25) (Shotgun) R.Wilson pass short left to J.Graham to LA 31 for 9 yards (M.Barron).	
4-1-LA 31	<b>(5:47) B.Walsh 49 yard field goal is GOOD, Center-T.Ott, Holder-J.Ryan.</b>	

SEA 13 LA 10, 9 plays, 43 yards, 4:13 drive, 9:19 elapsed

B.Walsh kicks 68 yards from SEA 35 to LA -3. P.Cooper to LA 18 for 21 yards (N.Thorpe).

## Los Angeles Rams at 5:41, (1st play from scrimmage 5:35)

1-10-LA 18	(5:35) T.Gurley left end to LA 24 for 6 yards (B.Wagner).	
2-4-LA 24	(5:12) (No Huddle, Shotgun) J.Goff pass incomplete deep right to P.Cooper [B.Wagner].	
3-4-LA 24	(5:05) (Shotgun) J.Goff pass short right to M.Brown ran ob at LA 40 for 16 yards (R.Sherman).	P11
<u>1-10-LA 40</u>	(4:40) (No Huddle) J.Goff pass incomplete deep middle to S.Watkins.	
2-10-LA 40	(4:33) (Shotgun) J.Goff pass short middle to C.Kupp to LA 46 for 6 yards (B.Wagner).	
3-4-LA 46	(3:52) (Shotgun) PENALTY on SEA-G.Smith, Neutral Zone Infraction, 5 yards, enforced at LA 46 - No Play.	X12
<u>1-10-SEA 49</u>	(3:30) (Shotgun) J.Goff pass short middle to C.Kupp ran ob at SEA 30 for 19 yards (E.Thomas).	P13
<u>1-10-SEA 30</u>	(2:51) J.Goff pass short left to T.Austin pushed ob at SEA 21 for 9 yards (B.Wagner).	
2-1-SEA 21	(2:16) T.Gurley up the middle to SEA 15 for 6 yards (K.Wright; M.Bennett).	R14
<u>1-10-SEA 15</u>	(1:46) J.Goff sacked at SEA 25 for -10 yards (M.Bennett).	
2-20-SEA 25	(1:00) J.Goff pass incomplete deep left to T.Austin.	
3-20-SEA 25	(:56) (Shotgun) J.Goff pass short left intended for T.Gurley INTERCEPTED by S.Richardson at SEA 24. S.Richardson to SEA 29 for 5 yards (C.Kupp).	

## Seattle Seahawks at 0:48

1-10-SEA 29	(:48) (Shotgun) J.McKissic left end ran ob at SEA 32 for 3 yards (M.Longacre).	
2-7-SEA 32	(:14) (Shotgun) R.Wilson pass short left to J.McKissic to SEA 32 for no gain (T.Hill).	
	PENALTY on SEA-T.McEvoy, Offensive Pass Interference, 10 yards, enforced at SEA 32 - No Play.	

## END OF QUARTER

	Score	Time	First Downs				Efficiencies	
		Poss	R	P	X	T	3 Down	4 Down
Seattle Seahawks	13	5:01	1	1	0	2	1/2	0/0
Los Angeles Rams	10	9:59	2	4	1	7	4/6	0/0

## Fourth Quarter

10/8/2017

## Play By Play

Seattle Seahawks continued.

- 2-17-SEA 22 (15:00) (Shotgun) R.Wilson pass short right to N.Vannett to SEA 22 for no gain (N.Robey) [C.Barwin].  
 3-17-SEA 22 (14:14) (Shotgun) R.Wilson scrambles left end to SEA 27 for 5 yards (A.Donald).  
 4-12-SEA 27 (13:35) J.Ryan punts 44 yards to LA 29, Center-T.Ott, fair catch by C.Kupp.

## Los Angeles Rams at 13:28

- 1-10-LA 29 (13:28) (Shotgun) T.Austin left tackle to LA 26 for -3 yards (F.Clark).  
 2-13-LA 26 (12:47) (Shotgun) J.Goff pass incomplete deep right to C.Kupp.  
 3-13-LA 26 (12:42) (Shotgun) J.Goff pass short right to G.Everett to LA 34 for 8 yards (B.Wagner).  
 4-5-LA 34 (11:58) J.Hekker punts 40 yards to SEA 26, Center-J.McQuaide, fair catch by T.Lockett.

## Seattle Seahawks at 11:51

- 1-10-SEA 26 (11:51) (Shotgun) R.Wilson pass incomplete short middle to D.Baldwin.  
 2-10-SEA 26 (11:46) (Shotgun) T.Rawls up the middle to SEA 29 for 3 yards (M.Fox).  
 3-7-SEA 29 (11:02) (Shotgun) R.Wilson pass incomplete short left to D.Baldwin.  
 4-7-SEA 29 (10:57) J.Ryan punts 38 yards to LA 33, Center-T.Ott, downed by SEA-T.Ott.  
*PENALTY on LA-D.Hatfield, Offensive Holding, 10 yards, enforced at LA 33.*

## Los Angeles Rams at 10:48

- 1-10-LA 23 (10:48) T.Gurley right tackle to LA 23 for no gain (M.Bennett).  
 2-10-LA 23 (10:04) (Shotgun) *PENALTY on LA-J.Brown, False Start, 5 yards, enforced at LA 23 - No Play.*  
 2-15-LA 18 (9:47) (Shotgun) T.Gurley left tackle to LA 21 for 3 yards (N.Jones).  
 3-12-LA 21 (9:06) (Shotgun) J.Goff pass incomplete short middle to C.Kupp (J.Coleman).  
*PENALTY on SEA-F.Clark, Illegal Use of Hands, 5 yards, enforced at LA 21 - No Play.*  
 Timeout #2 by LA at 08:59.

X15

- 1-10-LA 26 (8:56) J.Goff scrambles left end to LA 32 for 6 yards (K.Wright).  
*PENALTY on LA-J.Brown, Offensive Holding, 10 yards, enforced at LA 26 - No Play.*

- 1-20-LA 16 (8:30) (Shotgun) J.Goff pass short right to P.Cooper pushed ob at LA 19 for 3 yards (S.Griffin).  
 2-17-LA 19 (8:05) (Shotgun) J.Goff pass short left to P.Cooper to LA 38 for 19 yards (E.Thomas).

P16

- 1-10-LA 38 (7:29) (No Huddle, Shotgun) J.Goff pass incomplete deep right to S.Watkins.

- 2-10-LA 38 (7:19) (Shotgun) T.Austin up the middle to LA 40 for 2 yards (B.Jackson; J.Reed).  
 3-8-LA 40 (6:44) (Shotgun) J.Goff pass short right to R.Woods to SEA 49 for 11 yards (J.Coleman).

P17

- 1-10-SEA 49 (6:18) (No Huddle) J.Goff pass incomplete short left to C.Kupp (F.Clark).

- 2-10-SEA 49 (6:17) (Shotgun) J.Goff pass short middle intended for T.Higbee INTERCEPTED by E.Thomas at SEA 35. E.Thomas to LA 46 for 19 yards (C.Kupp).

## Seattle Seahawks at 6:02

- 1-10-LA 46 (6:02) T.Rawls up the middle to LA 39 for 7 yards (Co.Davis).  
 2-3-LA 39 (5:17) M.Tobin reported in as eligible. T.Rawls right guard to LA 38 for 1 yard (M.Christian; M.Barron).  
 3-2-LA 38 (4:31) (Shotgun) R.Wilson pass incomplete short middle to J.Graham (Co.Davis).  
 4-2-LA 38 (4:27) J.Ryan punts 31 yards to LA 7, Center-T.Ott, downed by SEA-J.Coleman.

## Los Angeles Rams at 4:17

- 1-10-LA 7 (4:17) (No Huddle) T.Gurley right guard to LA 9 for 2 yards (M.Smith).  
 2-8-LA 9 (3:34) (Shotgun) J.Goff pass incomplete short left to R.Woods.  
*PENALTY on SEA-K.Wright, Defensive Pass Interference, 5 yards, enforced at LA 9 - No Play.*

X18

- 1-10-LA 14 (3:29) J.Goff pass deep middle to T.Higbee to LA 43 for 29 yards (N.Jones).

P19

- 1-10-LA 43 (2:57) (No Huddle, Shotgun) J.Goff sacked at LA 35 for -8 yards (F.Clark). FUMBLES (F.Clark) [F.Clark], RECOVERED by SEA-S.Richardson at LA 40. S.Richardson to LA 20 for 20 yards (A.Whitworth).

## Seattle Seahawks at 2:46

- 1-10-LA 20 (2:46) T.Rawls up the middle to LA 21 for -1 yards (M.Barron).  
 Timeout #3 by LA at 02:42.  
 2-11-LA 21 (2:42) T.Rawls up the middle to LA 16 for 5 yards (Co.Davis, J.Johnson).

## Two-Minute Warning

- 3-6-LA 16 (2:00) (Shotgun) R.Wilson pass short right to T.Lockett to LA 12 for 4 yards (N.Robey).  
 Timeout #1 by SEA at 01:12.

- 4-2-LA 12 (1:12) (Pass formation) *PENALTY on SEA-D.Baldwin, False Start, 5 yards, enforced at LA 12 - No Play.*

Seattle Seahawks vs Los Angeles Rams at Los Angeles Memorial Coliseum

4-7-LA 17

(1:12) B.Walsh 35 yard field goal is GOOD, Center-T.Ott, Holder-J.Ryan.

SEA 16 LA 10, 4 plays, 3 yards, 1:37 drive, 13:51 elapsed

B.Walsh kicks 65 yards from SEA 35 to end zone, Touchback.

**Los Angeles Rams at 1:09, (1st play from scrimmage 1:07)**

1-10-LA 25 (1:07) (No Huddle, Shotgun) J.Goff pass deep right to T.Higbee to SEA 40 for 35 yards (R.Sherman) [M.Bennett]. P20

1-10-SEA 40 (:38) (No Huddle, Shotgun) J.Goff pass incomplete short right to R.Woods.

2-10-SEA 40 (:35) (Shotgun) J.Goff pass deep middle to R.Woods to SEA 20 for 20 yards (S.Griffin). P21

1-10-SEA 20 (:35) (No Huddle) J.Goff spiked the ball to stop the clock.

2-10-SEA 20 (:17) (Shotgun) J.Goff pass incomplete deep left to T.Gurley.

3-10-SEA 20 (:12) (Shotgun) J.Goff pass incomplete deep middle to C.Kupp.

Timeout #2 by SEA at 00:08.

4-10-SEA 20 (:08) (Shotgun) J.Goff pass incomplete deep middle to C.Kupp.

**Seattle Seahawks at 0:05**

1-10-SEA 20 (:05) R.Wilson kneels to SEA 19 for -1 yards.

**END OF QUARTER**

	Score	Time Poss	First Downs				Efficiencies	
			R	P	X	T	3 Down	4 Down
Seattle Seahawks	16	6:02	0	0	0	0	0/4	0/0
Los Angeles Rams	10	8:58	0	5	2	7	1/3	0/1

# Miscellaneous Statistics Report

Seattle Seahawks vs Los Angeles Rams  
10/8/2017 at Los Angeles Memorial Coliseum

## Ten Longest Plays for Seattle Seahawks

Yards	Qtr	Play Start	Play Description
21	3	2-7-SEA 29	(9:17) (Shotgun) R.Wilson pass deep left to J.McKissic to 50 for 21 yards (M.Barron) [R.Quinn].
15	2	2-18-LA 44	(:28) (Shotgun) R.Wilson pass short right to D.Baldwin to LA 29 for 15 yards (M.Barron).
14	2	1-10-SEA 25	(1:28) (Shotgun) R.Wilson pass short right to P.Richardson to SEA 39 for 14 yards (M.Barron).
14	2	3-12-50	(:43) (Shotgun) R.Wilson pass short left to T.Rawls to LA 36 for 14 yards (M.Barron). Penalty on LA-R.Quinn, Defensive Offside, declined.
13	2	1-10-SEA 39	(1:08) (No Huddle, Shotgun) R.Wilson pass short right to P.Richardson ran ob at LA 48 for 13 yards.
12	1	3-7-SEA 30	(7:49) (Shotgun) R.Wilson pass short left to T.Lockett to SEA 42 for 12 yards (M.Barron).
11	2	2-6-LA 27	(4:21) M.Tobin and L.Joeckel reported in as eligible. R.Wilson pass short left to D.Baldwin to LA 16 for 11 yards (J.Johnson). Penalty on LA-T.Johnson, Defensive Holding, declined.
10	2	3-4-LA 41	(5:35) (Shotgun) R.Wilson pass short right to T.Lockett to LA 31 for 10 yards (A.Ogletree).
9	1	3-12-SEA 40	(5:51) (Shotgun) R.Wilson scrambles up the middle to SEA 49 for 9 yards (N.Robey).
9	2	3-4-SEA 44	(6:57) (Shotgun) R.Wilson pass short middle to J.Graham to LA 47 for 9 yards (M.Barron).

## Ten Longest Plays for Los Angeles Rams

Yards	Qtr	Play Start	Play Description
35	4	1-10-LA 25	(1:07) (No Huddle, Shotgun) J.Goff pass deep right to T.Higbee to SEA 40 for 35 yards (R.Sherman) [M.Bennett].
29	4	1-10-LA 14	(3:29) J.Goff pass deep middle to T.Higbee to LA 43 for 29 yards (N.Jones).
27	2	3-11-SEA 27	(14:20) (Shotgun) T.Austin right guard for 27 yards, TOUCHDOWN.
22	1	1-10-SEA 39	(10:35) (No Huddle) J.Goff pass deep middle to T.Higbee to SEA 17 for 22 yards (E.Thomas).
22	3	3-10-50	(13:21) (Shotgun) J.Goff scrambles up the middle ran ob at SEA 28 for 22 yards (K.Chancellor).
20	4	2-10-SEA 40	(:35) (Shotgun) J.Goff pass deep middle to R.Woods to SEA 20 for 20 yards (S.Griffin).
19	1	1-10-SEA 45	(1:00) (No Huddle) J.Goff pass deep left to C.Kupp to SEA 26 for 19 yards (J.Coleman).
19	3	1-10-SEA 49	(3:30) (Shotgun) J.Goff pass short middle to C.Kupp ran ob at SEA 30 for 19 yards (E.Thomas).
19	4	2-17-LA 19	(8:05) (Shotgun) J.Goff pass short left to P.Cooper to LA 38 for 19 yards (E.Thomas).
16	3	3-4-LA 24	(5:05) (Shotgun) J.Goff pass short right to M.Brown ran ob at LA 40 for 16 yards (R.Sherman).

## Touchdown Scoring Information

		Offense	Defense	Special Teams
<b>VISITOR</b>	Seattle Seahawks	1	0	0
<b>HOME</b>	Los Angeles Rams	1	0	0

## Player Scoring Information

Club	Player	TD	Rush TD	Rec TD	KO TD	Punt TD	Int TD	Fum TD	Misc TD	FG	XP	2Pt Rush	2Pt Rec	Sfty	Points
SEA	B.Walsh	0	0	0	0	0	0	0	0	3	1	0	0	0	10
SEA	J.Graham	0	0	1	0	0	0	0	0	0	0	0	0	0	6
LA	T.Austin	0	1	0	0	0	0	0	0	0	0	0	0	0	6
LA	G.Zuerlein	0	0	0	0	0	0	0	0	1	1	0	0	0	4

## Possession Detail

	First Half		Second Half		Game	
	Visitor	Home	Visitor	Home	Visitor	Home
Largest Lead	0	10	6	0	6	10
Drives Leading	0	2	5	0	5	2
Time of Possession Leading	0:00	1:23	6:50	0:00	6:50	1:23
Largest Deficit	-10	0	0	-6	-10	-6
Drives Trailing	4	0	0	5	4	5
Time of Possession Trailing	12:50	0:00	0:00	13:51	12:50	13:51
Times Score Tied Up		1		0		1
Lead Changes		1		1		2



# Playtime Percentage

*Percent of playtime per player on offense, defense and special teams*

## Seattle Seahawks

## Los Angeles Rams

		Offense	Defense	Special Teams				Offense	Defense	Special Teams			
G Ifedi	T	68	100%	4	17%	A Whitworth	T	74	100%	3	13%		
R Odhiambo	T	68	100%	4	17%	R Saffold	G	74	100%	3	13%		
J Britt	C	68	100%	4	17%	R Havenstein	T	74	100%	3	13%		
O Aboushi	G	68	100%	4	17%	J Brown	G	74	100%	3	13%		
L Joeckel	G	68	100%	4	17%	J Goff	QB	74	100%				
R Wilson	QB	68	100%			J Sullivan	C	74	100%				
D Baldwin	WR	49	72%			R Woods	WR	64	86%				
P Richardson	WR	47	69%	1	4%	C Kupp	WR	63	85%	4	17%		
J Graham	TE	42	62%			S Watkins	WR	59	80%				
T Lockett	WR	38	56%	6	26%	T Gurley	RB	56	76%				
T Rawls	RB	32	47%			T Higbee	TE	48	65%	5	22%		
L Willson	TE	26	38%	13	57%	G Everett	TE	26	35%				
N Vannett	TE	20	29%	13	57%	T Austin	WR	16	22%	2	9%		
E Lacy	RB	19	28%			P Cooper	WR	12	16%	14	61%		
J McKissic	WR	18	26%	4	17%	J Reynolds	WR	11	15%	1	4%		
A Darboh	WR	18	26%	3	13%	M Brown	RB	9	12%	11	48%		
T McEvoy	WR	14	21%	13	57%	D Carrier	TE	6	8%	13	57%		
T Madden	FB	9	13%	16	70%	A Ogletree	LB		68	100%	4	17%	
M Tobin	T	8	12%	3	13%	J Johnson	SS		68	100%	2	9%	
K Chancellor	SS		74	100%	6	26%	T Johnson	CB		68	100%	1	4%
R Sherman	CB		74	100%	3	13%	M Barron	LB		68	100%		
B Wagner	LB		74	100%	3	13%	K Webster	CB		62	91%		
S Griffin	CB		74	100%	1	4%	C Barwin	LB		54	79%	6	26%
E Thomas	FS		74	100%			M Brockers	DT		54	79%	6	26%
K Wright	LB		72	97%	3	13%	A Donald	DT		53	78%	5	22%
J Coleman	CB		68	92%	10	43%	C Davis	FS		45	66%	8	35%
M Bennett	DE		60	81%			R Quinn	LB		43	63%	3	13%
F Clark	DE		57	77%			N Robey	CB		41	60%	2	9%
J Reed	DT		46	62%	3	13%	T Smart	DT		32	47%		
S Richardson	DT		45	61%	3	13%	M Longacre	LB		24	35%	8	35%
M Smith	DE		37	50%	3	13%	E Westbrook	DE		16	24%	1	4%
B Jackson	DE		21	28%			S Ebukam	LB		14	21%	14	61%
N Jones	DT		17	23%	3	13%	M Fox	DE		11	16%	4	17%
G Smith	DT		13	18%			C Littleton	LB		10	15%	20	87%
M Wilhoite	LB		6	8%	8	35%	T Walker	DT		8	12%	6	26%
B McDougald	FS		2	3%	19	83%	B Countess	SS		5	7%	18	78%
T Garvin	LB			18	78%	M Christian	SS		2	3%	14	61%	
N Thorpe	CB			17	74%	T Hill	CB		1	1%	14	61%	
D Alexander	LB			16	70%	B Hager	LB				16	70%	
T Ott	LS			10	43%	D Hatfield	CB				15	65%	
J Ryan	P			10	43%	J Hekker	P				6	26%	
D Hill	SS			10	43%	G Zuerlein	K				6	26%	
B Walsh	K			8	35%	J McQuaide	LS				6	26%	
E Pocic	C			7	30%	D Williams	T				3	13%	

