THURSDAY, OCT. 12, 2017 • BANK OF AMERICA STADIUM

PHILADELPHIA EAGLES
GAME NOTES

PHILADELPHIA EAGLES AT CAROLINA PANTHERS

Thursday, Oct. 12, 2017 • 8:25 p.m. ET (CBS/NFLN) • Bank of America Stadium (75,525)

SERIES HISTORY

- The Eagles own a **6-4 (.600) all-time record against the Panthers** in a series that dates back to 1996. Philadelphia has **won 4 of its last 6 games vs. Carolina** since 2004

LAST 6 GAMES vs. CAROLINA SINCE 2004

Date	Location	Result
10/25/15	Carolina	L, 16-27
11/10/14	**Philadelphia**	**W, 45-21**
11/26/12	Philadelphia	L, 22-30
9/13/09	**Carolina**	**W, 38-10**
12/4/06	**Philadelphia**	**W, 27-24**
10/17/04	**Philadelphia**	**W, 30-8**

- In the all-time series, the Eagles have produced a 2-2 (.500) road record against the Panthers, **winning 2 of the last 3 contests in Carolina**. Philadelphia is aiming for its first road win at Bank of America Stadium since 2009

ALL-TIME ROAD GAMES vs. CAROLINA SINCE 1999

Date	Result
10/25/15	L, 16-27
9/13/09	**W, 38-10**
11/30/03	**W, 25-16**
11/7/99	L, 7-33

RECORDS & STREAKS

- The Eagles have opened the season at **4-1 for the first time since 2014**. The last time they played 3 of their first 5 games on the road and started with a record of 4-1 or better was in 1954 (4-1). The only other times Philadelphia accomplished that feat was in 1950 (4-1), 1949 (4-1) and 1944 (4-0-1)
- The Eagles have **won 6 of their last 7 contests** dating back to Week 16 in 2016, which marks their **best stretch over any 7-game span since 12/29/13-10/12/14 (6-1)**
- Philadelphia is **tied with Atlanta and New England for the most 20+ point performances (18) in the NFL since the start of the 2016 campaign**
- The Eagles have registered **20+ points in 9 consecutive games**, which is the **longest active streak in the NFL**

CROSSING PATHS

- Eagles head coach **Doug Pederson** was selected by Carolina in the 1995 NFL expansion draft
- Panthers head coach **Ron Rivera** served as the Eagles LBs coach during the 1999-2003 seasons
- Eagles LBs coach **Ken Flajole** held the same title with Carolina from 2003-08
- Panthers S **Kurt Coleman** was originally selected by Philadelphia in the 7th round of the 2010 NFL Draft
- Eagles G **Chance Warmack** was teammates with Panthers QB **Cam Newton** at Westlake High School in Atlanta, GA

2017 SCHEDULE & RESULTS

PRESEASON

Thurs.	Aug. 10	at	Green Bay	L, 9-24
Thurs.	**Aug. 17**		**BUFFALO**	**W, 20-16**
Thurs.	**Aug. 24**		**MIAMI**	**W, 38-31**
Thurs.	Aug. 31	at	N.Y. Jets	L, 10-16

REGULAR SEASON

Sun.	Sept. 10	at	Washington	W, 30-17
Sun.	Sept. 17	at	Kansas City	L, 20-27
Sun.	**Sept. 24**		**N.Y. GIANTS**	**W, 27-24**
Sun.	Oct. 1	at	L.A. Chargers	W, 26-24
Sun.	**Oct. 8**		**ARIZONA**	**W, 34-7**
Thurs.	**Oct. 12**	**at**	**Carolina**	**8:25 p.m. (CBS/NFLN)**
Mon.	**Oct. 23**		**WASHINGTON**	**8:30 p.m. (ESPN)**
Sun.	**Oct. 29**		**SAN FRANCISCO**	**1:00 p.m. (FOX)**
Sun.	**Nov. 5**		**DENVER**	**1:00 p.m. (CBS)**
Sun.	Nov. 19	at	Dallas	8:30 p.m. (NBC)
Sun.	**Nov. 26**		**CHICAGO**	**1:00 p.m. (FOX)**
Sun.	Dec. 3	at	Seattle	8:30 p.m. (NBC)
Sun.	Dec. 10	at	L.A. Rams	4:25 p.m. (FOX)
Sun.	Dec. 17	at	N.Y. Giants	1:00 p.m. (FOX)
Mon.	**Dec. 25**		**OAKLAND**	**8:30 p.m. (ESPN)**
Sun.	**Dec. 31**		**DALLAS**	**1:00 p.m. (FOX)**

POSTSEASON

AFC and NFC Wild Card Playoffs ..... January 6-7
AFC and NFC Divisional Playoffs ..... January 13-14
AFC and NFC Championship Games ..... January 21
Pro Bowl (Orlando, FL) (ESPN) ..... January 28
Super Bowl LII (Minneapolis, MN) (NBC) ..... February 4

ON THE CALL

TELEVISION

CBS/NFLN will broadcast Thursday night's game to a national audience. **Jim Nantz** will handle the play-by-play duties and **Tony Romo** will provide analysis. **Tracy Wolfson** will report from the sidelines.

EAGLES RADIO

Calling the game on **94 WIP** and the **Eagles Radio Network** will be **Merrill Reese**, the NFL's longest-tenured play-by-play announcer (41st season). Joining Reese in the booth will be former Eagles All-Pro wide receiver **Mike Quick**. **Howard Eskin** will report from the sidelines.

NATIONAL RADIO

Westwood One will carry the game with **Ian Eagle** (play-by-play) and **Tony Boselli** (analyst) on the call.

SPANISH RADIO

Rickie Ricardo, **Gus Salazar** and **Maria Berral** will handle the broadcast in Spanish on **La Mega 105.7 FM** and the **Eagles Spanish Radio Network**.

PHILADELPHIA EAGLES GAME NOTES

OFFENSIVE NOTES

- Philadelphia **leads the NFL in third-down conversions** (53.4%). The last time the Eagles converted at least 50.0% of their third downs through 5 games was in 1994 (51.2%)
- Philadelphia has produced the **lowest percentage of three-and-out drives** (12.5%) in the NFL
- The Eagles **lead the NFL in time of possession** (35:32), **10+ play drives** (13) and **5+ minute drives** (12). The last time Philadelphia recorded a 35:00+ TOP in at least 3 straight games was from 9/23/90-10/15/90 (also 3)
- The Eagles rank **2nd in the NFL in 10+ yard plays** (82), trailing only Kansas City (85). Philadelphia is also **tied with Kansas City for the most 10+ yard runs** (22) and ranks **4th in 10+ yard completions** (60), behind Arizona (70), New England (67) and Kansas City (63)
- The Eagles rank **3rd in the NFL in total offense** (397.8), trailing only New England (419.4) and Kansas City (414.2)
- Philadelphia ranks **3rd in the NFL in first downs per game** (23.0), behind New England (24.4) and Kansas City (23.2)
- The Eagles rank **5th in the NFL in rushing offense** (138.8), behind Jacksonville (165.2), Kansas City (156.2), Denver (143.0) and Houston (140.6)
- Philadelphia ranks **5th in the NFL in scoring efficiency** (46.4%), trailing only Kansas City (52.8%), New Orleans (51.4%), L.A. Rams (50.0%) and New England (49.1%)

DEFENSIVE NOTES

- The Eagles rank **2nd in the NFL in rushing defense** (62.8), behind Denver (50.8). Philadelphia's 314 rushing yards allowed are the club's fewest allowed through 5 games since 1992 (303 yards). The Eagles have held their opponents to less than 60 rushing yards in 3 consecutive games for the first time since 9/12/94-10/9/94 (4 games)
- Philadelphia ranks **5th in the NFL in opponent third-down conversions** (35.1%), trailing only Minnesota (25.6%), Denver (25.9%), Miami (29.8%) and Baltimore (34.4%)

SPECIAL TEAMS NOTES

- The Eagles have recorded the **most return TDs (8) in the NFL since 2014**, leading the league in both kickoff return TDs (4) and punt return TDs (4)
- Philadelphia ranks **3rd in the NFL in average starting field position after kickoff** (25.8), behind L.A. Rams (27.0) and New Orleans (25.8)
- The Eagles rank **2nd in the NFL in punt return average** (18.0), behind Detroit (20.6)
- Philadelphia ranks **3rd in the NFL in opponent punt return average** (3.0), trailing only Minnesota (-0.3) and San Francisco (1.4)

2017 RANKINGS

OFFENSE

	EAGLES		PANTHERS	
Category	**Stats**	**Rk**	**Stats**	**Rk**
Total Offense	397.8	3	327.2	18
Rush Offense	138.8	5	98.6	19
Pass Offense	259.0	9	228.6	17
Points Per Game	27.4	6t	21.0	18
3rd-Down Off. %	53.4	1	50.0	2
4th-Down Off. %	75.0	4t	0.0	21t
Red Zone Off. (TD%)	58.8	9	43.8	26t

DEFENSE

	EAGLES		PANTHERS	
Category	**Stats**	**Rk**	**Stats**	**Rk**
Total Defense	346.0	22	274.0	3
Rush Defense	62.8	2	79.8	7
Pass Defense	283.2	29	194.2	5
Points Per Game	19.8	13	18.8	8
3rd-Down Def. %	35.1	5	38.1	10
4th-Down Def. %	33.3	12t	33.3	12t
Red Zone Def. (TD%)	46.2	10	63.6	28

TEAM

	EAGLES		PANTHERS	
Category	**Stats**	**Rk**	**Stats**	**Rk**
Turnover Diff.	(+2)	9t	(-4)	28t
Penalties/Game	7.0	15t	4.8	1
Penalty Yards/Game	65.4	25t	43.6	4

PLAYER NOTES

- **Carson Wentz** ranks **6th in the NFL in passing yards** (1,362), **passing TDs** (10) and **passing first downs** (66), as well as **9th in passer rating** (97.7) and **yards per attempt** (7.7)
- Wentz **leads the NFL in third-down completions** (37), **passing yards** (574), **yards per attempt** (11.0), **passing TDs** (6), **passer rating** (137.8) and **first downs** (30)
- Wentz has completed 14-of-23 (60.9%) red zone passes for 106 yards, 7 TDs, 0 INTs and a 111.6 passer rating. He is **tied for 5th in the NFL in red zone TDs** and ranks **6th in red zone passer rating**
- **Zach Ertz leads all NFL TEs in receptions** (32), **receiving yards** (387) and **receiving first downs** (20)
- Ertz has totaled 100 receptions for 1,086 yards (10.9 avg.) and 6 TDs in his last 16 games (since Week 7 in 2016)
- Ertz has produced **5+ receptions in 6 straight games**, which is **tied for the 2nd-longest active streak in the NFL**, behind **Michael Thomas** (7 games). The **last Eagle to catch 5+ passes in 6 consecutive games** was **Terrell Owens** from 9/12/05-10/23/05 (also 6 games)
- **Jake Elliott** has been **successful on 8 consecutive FG attempts** (46, 61, 45, 40, 53, 47, 36, 28). During that stretch, his FGs are **averaging 44.5 yards in distance**

WR AGHOLOR, NELSON 13

6-0 | 198 **3rd Year** **College: USC** **Acquired: D1-15 (20th overall)**

- Leads the Eagles with a career-high 3 receiving TDs in 2017 ... Through five games (two starts), has caught 16 passes for 266 yards (16.6 avg.) and 3 TDs
- Compiled 3,572 all-purpose yards and 24 TDs during his three-year career (2012-14) at USC
- Was one of three NCAA players to record 100+ receptions and 12+ TDs in 2014, joining Alabama's **Amari Cooper** and Colorado's **Nelson Spruce**

DT ALLEN, BEAU 94

6-3 | 327 **4th Year** **College: Wisconsin** **Acquired: D7-14 (224th overall)**

- Registered career highs in defensive snaps plays (412, 40%), games started (three), tackles (32) and TFL (4.0) in 2016 ... Also added a half-sack and his first-career fumble recovery
- In 2016, became the first Eagle since **Dan Klecko** in 2008 to play on both sides of the football in the same game ... Played 17 snaps at defensive tackle and 4 snaps at fullback vs. Cle. (9/11/16)
- Has never missed a game in college or the NFL ... Earned All-Big Ten honorable mention from 2012-13

RB BARNER, KENJON 38

5-9 | 195 **4th Year** **College: Oregon** **Acquired: FA-17**

- Rejoined the Eagles in Week 4 after spending training camp and preseason with the Chargers
- Emerged as Philadelphia's primary kick returner in 2016 ... Ranked 2nd in the NFL in kick return average (30.8), trailing only **Cordarrelle Patterson** (31.7) (min. 9 kick returns)
- Originally selected by Carolina in the 6th round (182nd overall) of the 2013 NFL Draft ... Ranked 2nd in Oregon history with 5,848 career all-purpose yards, trailing only **LaMichael James** (5,869)

DE BARNETT, DEREK 96

6-3 | 259 **Rookie** **College: Tennessee** **Acquired: D1-17 (14th overall)**

- Recorded his first career fumble recovery following a **Chris Long** strip-sack in Week 4 at L.A. Chargers
- Set the career sacks record at the University of Tennessee after producing 33.0 sacks in 39 games (36 starts), surpassing Pro Football Hall of Famer and Eagles legend **Reggie White** (32.0, 1980-83)
- Earned first-team All-America honors from the *Associated Press* as a junior in 2016 after recording a career-high 13.0 sacks with 56 tackles, 19.0 TFL, 16 hurries and 2 FFs

RB BLOUNT, LEGARRETTE 29

6-0 | 250 **8th Year** **College: Oregon** **Acquired: FA-NE-17**

- Ranks 5th among NFL RBs with 50 rushing TDs since 2010
- Was a member of the Patriots' Super Bowl LI-winning team in 2016, when he posted career highs with 299 rushes for 1,161 yards (3.9 avg.) and an NFL-leading 18 TDs in 16 contests (eight starts)
- Since 2007, only three NFL RBs have registered 18 TDs in a single season: Blount (2016), **Adrian Peterson** (2009) and **DeAngelo Williams** (2008)



LB BRADHAM, NIGEL 53

6-2 | 241 **6th Year** **College: Florida State** **Acquired: FA-Buf-16**

- Has started 47 consecutive games dating back to 2013 ... Overall, has appeared in 78 career games (59 starts) and compiled 363 tackles, 20.0 TFL, 18 PDs, 5.5 sacks, 4 FFs and 2 INTs
- Led all Eagles LBs with 99 tackles and a career-high 7.0 TFL while tying for the team-lead with 2 FFs in 2016 ... Also started a career-high 16 games and played 97% of Philadelphia's defensive snaps
- Originally selected by the Bills in the 4th round (105th overall) of the 2012 NFL Draft

G BROOKS, BRANDON 79

6-5 | 335 **6th Year** **College: Miami (Ohio)** **Acquired: FA-Hou-16**

- Signed a 5-year contract with the Eagles during the 2016 offseason ... Started 14 contests at RG
- Originally selected by the Texans in the 3rd round (76th overall) of the 2012 NFL Draft ... Spent the first four seasons of his NFL career with Houston and played in 53 games with 45 starts (44 at RG, one at LG), including playoff appearances in 2012 and 2015
- Was a three-time All-Mid-America Conference honoree at Miami (Ohio)

TE BURTON, TREY 88

6-3 | 235 **4th Year** **College: Florida** **Acquired: UDFA-14**

- Has been a key member of the Eagles special teams units over the last four seasons, recording 35 special teams tackles, a blocked punt, blocked punt return TD, FF, FR and onside kick recovery
- Posted career highs in receptions (37), receiving yards (327) and offensive snaps played (331, 29%) in 2016
- Appeared in 50 games (29 starts) during his career at Florida, where he registered 720 rushing yards and 16 TDs on 241 carries and 107 catches for 979 yards and 4 TDs

TE CELEK, BRENT 87

6-4 | 255 **11th Year** **College: Cincinnati** **Acquired: D5b-07 (162nd overall)**

- Owns the 4th-most receptions (387) in franchise history, trailing only **Harold Carmichael** (589, 1971-83), **Pete Retzlaff** (452, 1956-66) and **Brian Westbrook** (426, 2002-09)
- Ranks 6th on the Eagles' all-time list with 164 regular-season games played ... Has played all 16 games nine times in his career, including each of the last four seasons (2013-16)
- Has produced the 8th-most receiving yards (4,884) in team history



RB CLEMENT, COREY 30

5-10 | 220 **Rookie** **College: Wisconsin** **Acquired: UDFA-17**

- Only undrafted rookie to make the Eagles' opening day roster in 2017
- Was a member of the winningest senior class in Wisconsin history (41-13, .759) ... Rushed for 3,092 yards and 36 TDs on 576 attempts (5.4 avg.) while adding 29 catches for 279 yards and 2 TDs in 43 contests
- Earned first-team All-Big Ten honors from the league's coaches as a senior in 2016 after recording career highs with 314 carries for 1,375 yards (4.3 avg.) and 15 TDs in 13 games (all starts)

DT COX, FLETCHER 91

6-4 | 310 **6th Year** **College: Mississippi State** **Acquired: D1-12 (12th overall)**

- Has produced the 4th-most sacks (30.5) ever by an Eagles interior defensive lineman, trailing only **Andy Harmon** (39.5, 1991-97), **Ken Clarke** (32.5, 1978-87) and **Corey Simon** (32.0, 2000-04)
- Found the end zone in the season opener at Washington (9/11/17) when he returned a **Kirk Cousins** fumble 20 yards in the fourth quarter to seal an Eagles victory
- Named to his second Pro Bowl after tying for the 5th-most sacks (6.5) by an NFL defensive tackle in 2016

DE CURRY, VINNY 75

6-3 | 279 **6th Year** **College: Marshall** **Acquired: D2b-12 (59th overall)**

- In 2016, produced the 4th-most TFL (6.0) on the Eagles defense, including 2.5 sacks ... Ranked 2nd on the team with a career-high 21 hurries in 2015
- Signed a 5-year contract extension with Philadelphia in 2016
- Finished his career at Marshall with 49.0 TFL, 26.0 sacks and 10 FFs ... Named Conference USA Defensive Player of the Year as a senior in 2011 after posting 22.0 TFL, 11.0 sacks and 7 FFs

CB DARBY, RONALD 41

5-11 | 193 **3rd Year** **College: Florida State** **Acquired: T-Buf-17**

- Acquired from Buffalo in exchange for WR **Jordan Matthews** and 2018 3rd-round pick on 8/11/17
- Named *Pro Football Focus* Defensive Player of the Year after posting a career-high 21 PDs and 2 INTs in 2015 ... Also voted to the 2015 PFWA All-Rookie Team
- Originally selected by the Bills in the 2nd round (50th overall) of the 2015 NFL Draft ... Was a three-time ACC Champion at Florida State and won a BCS National Championship with the Seminoles

CB DOUGLAS, RASUL 32

6-2 | 209 **Rookie** **College: West Virginia** **Acquired: D3-17 (99th overall)**

- As a senior in 2016, tied for the NCAA lead with 8 INTs and garnered first-team All-Big 12 honors
- Registered 78 tackles (55 solo), 9 INTs and 2 FFs in 24 games with the Mountaineers
- Transferred to West Virginia following a two-year stint at Nassau Community College (Garden City, NY) ... Named NJCAA All-America First-Team and was selected as a *PrepStar* JUCO All-American after leading his team to a 10-0 record, No. 6 national ranking and a victory in the Valley of Sun Bowl in 2014

K ELLIOTT, JAKE 4

5-9 | 167 **Rookie** **College: Memphis** **Acquired: PS-Cin-17**

- Has made 8 consecutive FGs (46, 61, 45, 40, 53, 47, 36, 28), averaging 44.5 yards in distance
- In Week 3 vs. NYG, kicked a game-winning, franchise-record 61-yard FG as time expired. Was the longest FG ever by a rookie and tied for the 7th-longest in NFL history (3rd-longest game-ending FG)
- Four-time Lou Groza Award (top collegiate placekicker) semifinalist, including finalist recognition in 2015 ... First player in America Athletic Conference history to earn first-team all-league honors all four years

TE ERTZ, ZACH 86

6-5 | 250 **5th Year** **College: Stanford** **Acquired: D2-13 (35th overall)**

- Leads all NFL TEs in receptions (32), receiving yards (387) and receiving first downs (20) ... Has posted the 2nd-most receptions (110) and receiving yards by an NFL TE since 2016 (**Travis Kelce** - 114 for 1,478)
- Posted the most receptions and receiving yards by an Eagles TE in his first four NFL seasons
- Registered a career-high 78 receptions for 816 yards and 4 TDs in 2016 ... His 78 catches were the 2nd-most ever by an Eagles TE (**Keith Jackson** - 81 in 1988) and ranked 5th among NFL TEs that season

QB FOLES, NICK 9

6-6 | 243 **6th Year** **College: Arizona** **Acquired: FA-KC-17**

- Agreed to terms on a 2-year contract with Philadelphia on 3/13/17, following stints in St. Louis (2015) and Kansas City (2016) ... Originally a 3rd-round draft choice (88th overall) by the Eagles in 2012
- Is the Eagles' all-time leader in passer rating (94.2) (min. 500 attempts)
- Earned Pro Bowl honors after throwing 27 TDs against 2 INTs for a 119.2 passer rating in 2013 ... Became the first Eagle to lead the NFL in passer rating since **Tommy Thompson** in 1949

WR GIBSON, SHELTON 18

5-11 | 191 **Rookie** **College: West Virginia** **Acquired: D5a-17 (166th overall)**

- Appeared in 38 games during his three-year career at West Virginia, where he produced 84 receptions for 1,898 yards (22.6 avg.) and 17 TDs ... Also had 53 kickoff returns for 1,244 yards (23.5 avg.) and 1 TD
- In 2016, ranked 4th in the nation with 22.1 yards per reception and posted career highs in receptions (43) and receiving yards (951) ... In 2015, ranked 2nd in the nation with a career-high 24.0 yards per reception, trailing only **Mack Hollins** (24.8)

LB GOODE, NAJEE 52

6-0 | 244 **6th Year** **College: West Virginia** **Acquired: W-TB-13**

- Ranked 2nd on the Eagles with 12 special teams tackles in 2016, trailing only **Chris Maragos** (13)
- Has recorded 2 career special teams TDs - returned a blocked punt for a score at NE (12/6/15) and recovered a mishandled long snap and ran it in for his first-career TD vs. NYG (10/27/13)
- Finished his career at West Virginia with 157 tackles, 22.5 TFL, 8.0 sacks, 2 INTs, 2 FFs and 2 FRs ... Earned first-team All-Big East accolades following his senior season

DE GRAHAM, BRANDON 55

6-2 | 265 **8th Year** **College: Michigan** **Acquired: D1-10 (13th overall)**

- Leads the Eagles with 3.5 sacks in 2017 ... Is tied for the 4th-most FFs (10) in the NFL since 2014
- Named second-team All-Pro by the *Associated Press* and voted a first alternate to the Pro Bowl after leading the NFL with 78 combined sacks, hurries and QB knockdowns in 2016 (according to Stats LLC)
- Started all 16 games for the first time in his career in 2016 and led the Eagles defense with career highs in hurries (30) and TFL (14.0) ... Also tied for the team lead in FFs (2) and ranked 2nd in sacks (5.5)

S GRAHAM, COREY 24

6-0 | 196 **11th Year** **College: New Hampshire** **Acquired: FA-17**

- Agreed to terms on a 1-year contract with the Eagles on 8/3/17 after spending time with Buffalo (2014-16), Baltimore (2012-13) and Chicago (2007-11)
- Played in 159 consecutive regular-season games (164 including playoffs) over the span of 11 seasons (2007-17) before being rendered inactive with a hamstring injury in Week 3 vs. NYG
- Earned his first Pro Bowl nod as a special teams player in 2011

LB GRUGIER-HILL, KAMU 54

6-2 | 220 **2nd Year** **College: Eastern Illinois** **Acquired: W-NE-16**

- Appeared in 12 contests with the Eagles during his rookie campaign in 2016, seeing action primarily on special teams ... Finished the season with 5 special teams tackles
- Originally selected by the Patriots in the 6th round (208th overall) of the 2016 NFL Draft
- Played in 49 games over his four-year career at Eastern Illinois and earned first-team Ohio Valley Conference accolades from 2014-15 ... Compiled 70 tackles, 16.TFL and 6.5 sacks as a senior

DT HAMILTON, JUSTIN 90

6-2 | 315 **1st Year** **College: Louisiana-Lafayette** **Acquired: FA-17**

- Promoted from the practice squad to the 53-man roster on 9/30/17 ... Recorded his first-career tackle and QB pressure in Week 4 at L.A. Chargers
- Originally signed by the Bills as an undrafted free agent in 2015
- A three-year starter at Louisiana-Lafayette, where he totaled 102 tackles (71 solo), 14.0 sacks and 4 FFs in 51 career games ... Produced career highs in sacks (5.0) and TFL (10.0) as a senior in 2014

LB HICKS, JORDAN 58

6-1 | 236 **3rd Year** **College: Texas** **Acquired: D3-15 (84th overall)**

- According to *Elias Sports Bureau*, is the first NFL LB to record 11+ takeaways (7 INTs, 4 FRs) in his first 24 career games (2015-16) since Hall of Famer **Jack Ham** (1971-72) (now 12 takeaways in 26 games)
- Since entering the league in 2015, is tied with **Thomas Davis** for the most INTs (7) by an NFL LB ... Became the first Eagle to register 7+ INTs in their first two seasons (2015-16) since **Eric Allen** (9, 1988-89)
- Led all NFL LBs with a career-high 5 INTs in 2016

WR HOLLINS, MACK 10

6-4 | 221 **Rookie** **College: North Carolina** **Acquired: D4a-17 (118th overall)**

- Set the UNC career record for yards per reception (20.6 avg.) and ranks 3rd all-time in Tar Heels history with 20 career receiving TDs ... Led the NCAA in yards per reception (24.8 avg.) as a junior in 2015
- Led UNC with a career-high 8 receiving TDs in back-to-back seasons from 2014-15 ... Among ACC players, only Virginia Tech's **Isaiah Ford** had more receiving TDs (17) in that span
- Earned UNC's special teams captain role from 2013-16 ... Originally made the team as a walk-on

WR JEFFERY, ALSHON 17

6-3 | 218 **6th Year** **College: South Carolina** **Acquired: FA-Chi-17**

- Ranks 2nd on the team in receptions (20) and receiving yards (246) and is tied for 2nd in receiving TDs (2) ... In his last 16 games, has recorded 68 catches for 962 yards (14.1 avg.) and 4 TDs
- Ranks 4th in receiving average (14.8) since 2013, behind **T.Y. Hilton** (15.7), **Julio Jones** (15.0) and **A.J. Green** (14.9) (min. 250 receptions)
- Has produced the 9th-most receiving yards (4,428) in the NFL since 2013



S JENKINS, MALCOLM 27

6-0 | 204 **9th Year** **College: Ohio State** **Acquired: FA-NO-14**

- Since he entered the league in 2009, is one of only three NFL players to record 6 INT-TDs, joining **Aqib Talib** (10) and **Charles Tillman** (6) ... Is the only safety to accomplish the feat
- Ranks 2nd in Eagles history with 4 INT-TDs, trailing only **Eric Allen** (5, 1988-94)
- Only four NFL players recorded 2 INT-TDs in 2016: Jenkins, **Eric Berry**, **Deion Jones** and **Bradley Roby** ... Became the fifth player in franchise history with multiple INT-TDs in a single season

DT JERNIGAN, TIM 93

6-2 | 295 **4th Year** **College: Florida State** **Acquired: T-Bal-17**

- Has produced 4.0+ sacks in three straight seasons, including a career-high 5.0 QB takedowns in 2016
- In 48 career regular-season games, has recorded 103 tackles (52 solo), 38 hurries, 20.0 TFL, 14.5 sacks, 3 PDs and 1 FR ... Originally selected by the Ravens in the 2nd round (48th overall) of the 2014 NFL Draft
- Helped Florida State win the BCS National Championship as a junior in 2013 ... Posted a career-high 63 tackles (35 solo), a team-high 11.0 TFL and 4.5 sacks en route to All-America and All-ACC honors

T JOHNSON, LANE 65

6-6 | 317 **5th Year** **College: Oklahoma** **Acquired: D1-13 (4th overall)**

- Has started each of his 55 games played in the NFL (53 at RT, two at LT)
- Started all 16 games and did not miss an offensive snap in 2015 ... Made the first two starts of his career at LT at Dal. (11/8/15) and vs. Miami (11/15/15)
- Opened 12 contests at RT in 2014, helping pave the way for the NFL's 3rd-leading rusher (**LeSean McCoy** - 1,319 yards) while allowing just 1.0 sack

WR JOHNSON, MARCUS 14

6-1 | 204 **1st Year** **College: Texas** **Acquired: UDFA-16**

- Spent time on the Eagles' practice squad during the 2016 season
- Appeared in 42 games (18 starts) during his four-year career at Texas ... Finished with 61 receptions for 793 yards (13.0 avg.) and 4 TDs
- Produced 12 catches for 130 yards (10.6 avg.) and 1 TD as a senior in 2015 ... Logged a career-high 27 receptions for 313 yards (11.6 avg.) and 1 TD as a junior in 2014

P JONES, DONNIE 8

6-2 | 221 **14th Year** **College: LSU** **Acquired: FA-Hou-13**

- Is the Eagles' all-time leader in gross punting average (45.3), net punting average (40.4) and punts inside the 20-yard line (122) ... In 2015, posted the highest net punting average (41.6) in franchise history
- Has played in 197 consecutive games, which stands as the 4th-longest active streak in the NFL, trailing only **Shane Lechler** (243), **Jason Witten** (224) and **Eli Manning** (204)
- Collected All-Pro honors with the Rams from 2008-09

C KELCE, JASON 62

6-3 | 295 **7th Year** **College: Cincinnati** **Acquired: D6a-11 (191st overall)**

- Selected to his second Pro Bowl in three seasons after becoming the only Eagle to see action in all 1,133 offensive snaps in 2016
- Voted to the Pro Bowl for the first time in 2014, becoming the first Eagles center to gain such recognition since **Jim Ringo** was named to his 10th Pro Bowl following the 1967 campaign
- Named the Eagles' Ed Block Courage Award recipient in 2013

LB KENDRICKS, MYCHAL 95

6-0 | 240 **6th Year** **College: California** **Acquired: D2a-12 (46th overall)**

- Has played in 75 regular-season games (65 starts) for the Eagles and has produced 469 tackles (349 solo), 26.0 TFL, 19 PDs, 14 hurries, 13.0 sacks, 5 FFs and 5 FRs
- Is one of only three Eagles since 1982 to post 4.0+ sacks and 3+ INTs in a single season (2013)
- Played in all 51 games (29 starts) during his four-year career at California ... Earned several All-America selections and was named the Pac-12's Defensive Player of the Year as a senior in 2011



DE LONG, CHRIS 56

6-3 | 270 **10th Year** **College: Virginia** **Acquired: FA-NE-17**

- Ranks 7th among active NFL DEs with 60.5 sacks since 2008, trailing only **Julius Peppers** (93.0), **Cameron Wake** (84.0), **J.J. Watt** (76.0), **Cliff Avril** (74.0), **Charles Johnson** (67.5) and **Calais Campbell** (62.5)
- Helped the Patriots win Super Bowl LI after making his first-career postseason appearance ... Played 677 snaps (65%) in 16 regular-season games (seven starts) and recorded 4.0 sacks, 3 PDs, 1 FF and 1 FR
- Originally selected by the Rams in the 1st round (2nd overall) of the 2008 NFL Draft

LS LOVATO, RICK 45

6-2 | 249 **1st Year** **College: Old Dominion** **Acquired: FA-16**

- Joined the Eagles in 2016 and served as the team's long snapper for the final three games after **Jon Dorenbos** suffered a wrist injury vs. Was. (12/11/16) ... Prior to that, spent two games with the Redskins
- In 2015, snapped in the Packers' final two regular-season games and also played in both of Green Bay's postseason contests at Was. (1/10/16) and at Ari. (1/16/16)
- Played all 50 games during his four-year career at Old Dominion ... Earned All-America honors in 2012



S MARAGOS, CHRIS 42

5-10 | 200 **8th Year** **College: Wisconsin** **Acquired: FA-Sea-14**

- Has recorded 82 special teams tackles in 98 career regular-season games, including an Eagles-high 44 tackles from 2014-16 ... In 2016, registered a team-leading 13 special teams tackles, marking the second time in three seasons that he led the Eagles in that category
- Spent three seasons (2011-13) with Seattle and was a key special teams contributor on a Seahawks team that captured Super Bowl XLVIII ... Originally signed by the 49ers as an undrafted free agent in 2010

CB McDOUGLE, DEXTER 36

5-10 | 195 **4th Year** **College: Maryland** **Acquired: T-NYJ-17**

- Acquired from N.Y. Jets in exchange for S **Terrence Brooks** on 8/27/17 after spending the first three seasons of his pro career with the Jets ... Originally selected by N.Y. Jets in the 3rd round (80th overall) of the 2014 NFL Draft and has played in 20 career games
- Played collegiately at Maryland, where he was a three-year starter and totaled 151 tackles, 22 PDs and 6 INTs in 39 contests (28 starts)

S McLEOD, RODNEY 23

5-10 | 195 **6th Year** **College: Virginia** **Acquired: FA-LAR-16**

- Led Philadelphia with a career-high 117 tackles while adding 10 PDs and 3 INTs in 2016
- Is one of five players with 8+ INTs and 8+ FFs in that span (also **Lavonte David**, **Thomas Davis**, **Byron Maxwell** and **Josh Norman**) (*Pro Football Reference*)
- Originally signed by the Rams as an undrafted free agent in 2012 ... Spent the first four seasons of his career with St. Louis before joining the Eagles in 2016

DE MEANS, STEVEN 51

6-3 | 263 **3rd Year** **College: Buffalo** **Acquired: PS-Hou-15**

- Has played in 21 career games, including nine contests with Philadelphia ... Blocked his first-career punt (1/1/17 vs. Dal.) and recorded his first-career sack (10/24/16 vs. Min.) in 2016
- Signed by the Eagles to a 1-year contract extension on 8/30/17
- Was a four-year letterman at the University of Buffalo, where he finished his career ranked 4th in school history with 18.5 sacks

CB MILLS, JALEN 31

6-0 | 191 **2nd Year** **College: LSU** **Acquired: D7a-16 (233rd overall)**

- Has played 99% (300 of 302) of the Eagles' defensive snaps in 2017 ... Recorded his first career INT at Washington (9/10/17) ... Tied for the 4th-most PDs (10) on the Eagles defense in 2016
- A versatile defensive back who was a four-year starter at LSU ... Finished his Tigers career with 216 tackles, 8.0 TFL, 6 INTs and 4.0 sacks in 46 games (45 starts)
- Garnered first-team All-America honors as a senior in 2015

T PETERS, JASON 71

6-4 | 328 **14th Year** **College: Arkansas** **Acquired: T-Buf-09**

- Has been selected to nine Pro Bowls in his NFL career, which are the most by an undrafted offensive lineman since the 1970 merger ... Since Peters' first Pro Bowl nod in 2007, only **Joe Thomas** (nine) has been selected to as many Pro Bowls as a tackle
- Earned seven of his nine Pro Bowls with the Eagles ... His seven Pro Bowls are the 2nd-most in franchise history, trailing only Hall of Famer **Chuck Bednarik** (eight)



DT QUALLS, ELIJAH 98

6-1 | 321 **Rookie** **College: Washington** **Acquired: D6-17 (214th overall)**

- During his four-year career at the University of Washington, produced 78 tackles (43 solo), 12.5 TFL and 7.5 sacks in 39 contests
- Collected first-team All-Pac-12 honors as a senior in 2016, when he posted a career-high 38 tackles (18 solo), including 5.0 TFL, along with 3.0 sacks
- Registered 26 tackles (16 solo) and registered a career-high 4.5 sacks as a junior in 2015

CB ROBINSON, PATRICK 21

5-11 | 191 **8th Year** **College: Florida State** **Acquired: FA-17**

- Signed by the Eagles to a 1-year contract on 3/31/17 following stints with the Colts (2016), Chargers (2015) and Saints (2010-14) ... Has produced 268 tackles (226 solo), 68 PDs, 11 INTs, 3 FFs and 1.0 sack in 86 career regular-season games (50 starts)
- Recorded a 99-yard INT-TD against the Eagles on 11/5/12 ... Is one of six NFL players with 99+ yard INT-TDs since 2012

G SEUMALO, ISAAC 73

6-4 | 303 **2nd Year** **College: Oregon State** **Acquired: D3-16 (79th overall)**

- Proved to be a key reserve for the Eagles in 2016, as he played in nine games and started contests at three different positions (two at RG, one at LG, one at RT)
- Combined for 37 starts at every offensive line position during his collegiate career at Oregon State ... Opened 23 contests at center, nine at RG, three at LT and two at RT
- Named All-Pac-12 Honorable Mention as a redshirt junior in 2015

RB SMALLWOOD, WENDELL 28

5-10 | 208 **2nd Year** **College: West Virginia** **Acquired: D5a-16 (153rd overall)**

- In 2016, became the first Eagle to record 300+ rushing yards and 250+ kick return yards since C**orrell Buckhlater** in 2007 ... Joined **James McCalister** (1975), **Ted Dean** (1960), **Ken Keller** (1956) and **Steve Van Buren** (1944) as the only Eagles rookies to accomplish the feat
- Registered his first-career kickoff return TD (86 yards) on 10/16/16 at Was., becoming the first Eagles rookie RB to post a kickoff return TD since **Derrick Witherspoon** in 1995

WR SMITH, TORREY 82

6-0 | 205 **7th Year** **College: Maryland** **Acquired: FA-17**

- Since 2011, ranks 2nd in the NFL in yards per reception (16.9), trailing only **DeSean Jackson** (17.4) (min. 200 receptions)
- Ranks 3rd in the NFL in first-down receiving average (17.1) since 2011, behind **DeSean Jackson** (18.4) and **Vincent Jackson** (17.2) ... Also ranks 1st in third-down receiving average (17.7) in that span
- A member of Baltimore's Super Bowl XLVII-winning team in 2012

DT VAEAO, DESTINY 97

6-4 | 299 **2nd Year** **College: Washington State** **Acquired: UDFA-16**

- In 2016, joined **Sam Rayburn** (2.0 in 2003) as the only undrafted rookies in Eagles history to record at least 2.0 sacks in a season
- Combined for 84 tackles, 19.0 TFL, 7.0 sacks, 2 FFs and 2 FRs in 44 career games at Washington State
- Named to the All-Pac-12 Second Team after registering 41 tackles (20 solo), 12.0 TFL, 4.5 sacks, 1 FF, 1 FR and one blocked kick in 13 starts as a senior in 2015

T VAITAI, HALAPOULIVAATI 72

6-6 | 320 **2nd Year** **College: TCU** **Acquired: D5b-16 (164th overall)**

- Played in seven games and made six starts at RT during his rookie campaign in 2016
- Competed in 42 games (31 starts) at both tackle positions during his four-year career at TCU, where he was a two-time All-Big 12 second-team selection
- As a senior in 2015, anchored an offensive line that helped block for a 1,000-yard receiver and 1,000-yard rusher in the same season for just the second time in school history

LB WALKER, JOE 59

6-2 | 236 **2nd Year** **College: Oregon** **Acquired: D7c-16 (251st overall)**

- Sustained a knee injury in the 2016 preseason as was placed on Injured Reserve on 8/28/16
- A three-year contributor at linebacker for Oregon, was a two-time academic all-conference honorable mention choice ... Finished his career with 205 tackles, 17.0 TFL and 5.0 sacks in 40 games
- Led the Ducks in tackles (87) and fumble recoveries (2) as a senior in 2015 ... Named the Ducks' most improved player after racking up 81 tackles and scoring a 100-yard FR-TD as a junior in 2014

G WARMACK, CHANCE 67

6-2 | 323 **5th Year** **College: Alabama** **Acquired: FA-Ten-17**

- Signed by the Eagles on 3/10/17 after spending the first four seasons of his NFL career with Tennessee ... Originally selected by the Titans in the 1st round (10th overall) of the 2013 NFL Draft
- Has played in 51 career games (49 starts), seeing action at both guard positions
- A part of three national championship teams at Alabama, where he was tutored by Eagles offensive line coach **Jeff Stoutland**

S WATKINS, JAYLEN 26

5-11 | 194 **3rd Year** **College: Florida** **Acquired: D4-14 (101st overall)**

- Saw action in all 16 games in 2016, finishing with career highs in defensive snaps played (388, 38%), tackles (51) and passes defensed (6) ... Also tallied a career-high 4 tackles on special teams
- Originally selected by the Eagles in the 4th round (101st overall) of the 2014 NFL Draft
- Started 28 of 48 games at Florida (20 at CB, two at nickle and his final six appearances at free safety) ... Recorded 133 tackles, 3 INTs and 1 TD during his time with the Gators

QB WENTZ, CARSON 11

6-5 | 237 **2nd Year** **College: North Dakota State** **Acquired: D1-16 (2nd overall)**

- Set a franchise and NFL rookie record with 379 completions in 2016 ... Also posted Eagles rookie records in pass attempts, passing yards, completion percentage, passing TDs and passer rating
- Produced the 4th-most passing yards (3,782) in Eagles single-season history in 2016, behind **Donovan McNabb** in 2008 (3,916) and 2004 (3,875) and **Randall Cunningham** in 1988 (3,808)
- Became the first Eagles QB to start all 16 regular-season games since **Donovan McNabb** in 2008

C/G WISNIEWSKI, STEFEN 61

6-3 | 305 **6th Year** **College: Penn State** **Acquired: FA-Jax-16**

- Signed by the Eagles to a 3-year contract extension during the 2016 offseason
- Proved to be a key reserve on Philadelphia's offensive line in his first season with the club in 2016 ... Played in all 16 games and made six starts at LG
- Has played in 93 career games (83 starts), starting 62 games at center and 21 at LG ... Originally selected by the Raiders in the 2nd round (48th overall) of the 2011 NFL Draft

2017 CAROLINA PANTHERS STATS

CAROLINA PANTHERS / WEEK 5 / THROUGH SUNDAY, OCTOBER 8, 2017

WON 4, LOST 1

09/10	W 23- 3	at San Francisco	70,178
09/17	W 9- 3	Buffalo	74,122
09/24	L 13-34	New Orleans	73,775
10/01	W 33-30	at New England	65,878
10/08	W 27-24	at Detroit	64,288
10/12		Philadelphia	
10/22		at Chicago	
10/29		at Tampa Bay	
11/05		Atlanta	
11/13		Miami	
11/26		at N.Y. Jets	
12/03		at New Orleans	
12/10		Minnesota	
12/17		Green Bay	
12/24		Tampa Bay	
12/31		at Atlanta	

	Car.	Opp.
TOTAL FIRST DOWNS	101	87
Rushing	36	22
Passing	58	59
Penalty	7	6
3rd Down: Made/Att	34/68	24/63
3rd Down Pct.	50.0	38.1
4th Down: Made/Att	0/0	3/9
4th Down Pct.	0.0	33.3
POSSESSION AVG.	33:16	26:44
TOTAL NET YARDS	1636	1370
Avg. Per Game	327.2	274.0
Total Plays	312	285
Avg. Per Play	5.2	4.8
NET YARDS RUSHING	493	399
Avg. Per Game	98.6	79.8
Total Rushes	145	99
NET YARDS PASSING	1143	971
Avg. Per Game	228.6	194.2
Sacked/Yards Lost	15/111	17/103
Gross Yards	1254	1074
Att./Completions	152/101	169/118
Completion Pct.	66.4	69.8
Had Intercepted	5	1
PUNTS/AVERAGE	18/44.6	21/45.3
NET PUNTING AVG.	18/40.7	21/41.1
PENALTIES/YARDS	24/218	24/193
FUMBLES/BALL LOST	6/2	5/2
TOUCHDOWNS	10	10
Rushing	2	3
Passing	8	7
Returns	0	0

* SCORE BY PERIODS	Q1	Q2	Q3	Q4	OT	PTS
TEAM	19	40	33	13	0	105
OPPONENTS	13	30	10	41	0	94

* SCORING	TD	Ru	Pa	Rt	K-PAT	FG	S	PTS
Gano	0	0	0	0	9/10	12/13	0	45
Funchess	3	0	3	0			0	18
Newton	2	2	0	0			0	12
Benjamin	1	0	1	0			0	6
McCaffrey	1	0	1	0			0	6
Shepard	1	0	1	0			0	6
Stewart	1	0	1	0			0	6
Whittaker	1	0	1	0			0	6
TEAM	10	2	8	0	9/10	12/13	0	105
OPPONENTS	10	3	7	0	10/10	8/ 9	0	94

2-Pt Conv: TM 0-0, OPP 0-0
SACKS: Peppers 5.5, Addison 3, Short 3, Green-Thompson 2, Davis 1, Horton 1, Munnerlyn 1, Lotulelei 0.5, TM 17, OPP 15
FUM/LOST: Newton 4/0, McCaffrey 1/1, Stewart 1/1

* RUSHING	No.	Yds	Avg	Long	TD
Stewart	77	251	3.3	17	0
McCaffrey	34	96	2.8	11	0
Newton	29	90	3.1	15	2
Samuel	1	31	31.0	31	0
Whittaker	3	13	4.3	8	0
D. Byrd	1	12	12.0	12	0
TEAM	145	493	3.4	31	2
OPPONENTS	99	399	4.0	25t	3

* RECEIVING	No.	Yds	Avg	Long	TD
McCaffrey	27	237	8.8	37	1
Funchess	24	269	11.2	24	3
Benjamin	17	272	16.0	43	1
Dickson	11	271	24.6	64	0
Shepard	6	87	14.5	40t	1
Stewart	6	44	7.3	21	1
Samuel	4	12	3.0	8	0
Whittaker	3	34	11.3	28t	1
Olsen	3	28	9.3	17	0
TEAM	101	1254	12.4	64	8
OPPONENTS	118	1074	9.1	43	7

* INTERCEPTIONS	No.	Yds	Avg	Long	TD
Kuechly	1	23	23.0	23	0
TEAM	1	23	23.0	23	0
OPPONENTS	5	72	14.4	37	0

* PUNTING	No.	Yds	Avg	Net	TB	In	Lg	B
Palardy	18	802	44.6	40.7	2	3	60	0
TEAM	18	802	44.6	40.7	2	3	60	0
OPPONENTS	21	951	45.3	41.1	0	6	59	0

* PUNT RETURNS	Ret	FC	Yds	Avg	Long	TD
McCaffrey	12	5	78	6.5	13	0
D. Byrd	1	0	9	9.0	9	0
TEAM	13	5	87	6.7	13	0
OPPONENTS	5	7	29	5.8	12	0

* KICKOFF RETURNS	No.	Yds	Avg	Long	TD
Samuel	4	74	18.5	30	0
McCaffrey	3	58	19.3	21	0
TEAM	7	132	18.9	30	0
OPPONENTS	2	45	22.5	23	0

* FIELD GOALS	1-19	20-29	30-39	40-49	50+
Gano	0/ 0	4/ 4	5/ 5	3/ 3	0/ 1
TEAM	0/ 0	4/ 4	5/ 5	3/ 3	0/ 1
OPPONENTS	0/ 0	0/ 0	3/ 3	3/ 3	2/ 3

Gano: (39G,36G,20G)(34G,28G,20G)(32G,48G)(32G,48G)(21G,44G,55N)
OPP: (44G)(45G)(33G,50G,56N)(41G,35G,58G)(30G)

* PASSING	Att	Cmp	Yds	Cmp%	Yds/Att	TD	TD%	Int	Int%	Long	Sack/Lost	Rating
Newton	145	99	1237	68.3	8.53	8	5.5	5	3.4	64	15/ 111	98.5
Anderson	7	2	17	28.6	2.43	0	0.0	0	0.0	9	0/ 0	39.6
TEAM	152	101	1254	66.4	8.25	8	5.3	5	3.3	64	15/ 111	95.7

JEFFREY LURIE | CHAIRMAN AND CEO



In 1994, Jeffrey Lurie purchased the Philadelphia Eagles, launching the most successful run in franchise history.

During his time as Chairman and CEO, the Eagles have become a perennial contender, establishing a winning tradition by capturing seven NFC East titles, playing in five NFC Championships and making an appearance in Super Bowl XXXIX. This unprecedented run of success led to a greater overall winning percentage, more playoff games (23), and more playoff victories (11) than it had under all previous ownership groups combined.

While Lurie's teams have thrived on the field, he has also built a successful business and community-oriented organization over the two decades that he has served as Chairman and CEO.

After purchasing the Eagles, Lurie recognized that the organization was in need of a total reconstruction, design, and relocation of its office headquarters, practice facility, and stadium. He immediately committed to providing the franchise with everything it needed to succeed and constructed two state-of-the-art facilities in South Philadelphia: the NovaCare Complex (2001) and Lincoln Financial Field (2003).

Although Lincoln Financial Field was erected specifically to house its primary tenant, the Philadelphia Eagles, Lurie also created a multidimensional event destination that could house a wide variety of events. Fittingly, the first ticketed event at the new stadium was a soccer match between Manchester United and FC Barcelona in August 2003.

Since then, Lincoln Financial Field has continued to evolve with an ever-changing entertainment landscape and underwent a two-year, $125 million revitalization in 2013. Over the years, the venue has hosted high-profile events including sold-out concerts, national and international soccer matches, the NCAA Lacrosse Championships, the Army-Navy Game, Monster Jam, Temple University football games, and more.

Lurie serves on numerous NFL committees, including the Finance Committee, Broadcast Committee, International Committee, and the Super Bowl Advisory Committee.

Lurie is also a thoughtful and compassionate philanthropist. Inspired by his younger brother, who is autistic, Lurie and his entire family are devoted to raising both money and awareness for research on the causes of the neurodevelopmental disorder.

One of Lurie's earliest philanthropic endeavors was the creation of the team's nonprofit charity. Now known as the Eagles Charitable Foundation, this organization provides children in the Philadelphia region with greater access to vision care and supports autism research and services.

"Autism is one of the most under-funded conditions in the country, and we need to raise awareness," Lurie has noted. "Those who have autism are wonderful people, usually highly intelligent, sweet, and caring. They are often unable to effectively communicate with others. A great deal more research needs to be done."

In recognition of the organization's commitment to the community, as well as their Tackling Breast Cancer and Go Green campaigns, the Eagles were presented with the coveted 2011 Sports Team of the Year Award by Beyond Sport, a global organization that promotes, develops and funds the use of sports to create positive social change across the world.

Prior to entering business, Lurie served as an adjunct assistant professor of social policy at Boston University. He earned a B.A. from Clark University, a master's in psychology from Boston University, and a Ph.D. in social policy from Brandeis University.

Born on September 8, 1951, Lurie has two children. He is married and resides in the Philadelphia area with his wife, Tina. In his free time, he enjoys traveling, golfing, tennis, movies, music, and discovering great restaurants.

BEHIND THE SCENES WITH JEFFREY LURIE

Favorite Philadelphia restaurants: Barclay Prime, Nomad, Osteria, Radicchio Café, Tequilas Restaurant, Tinto, Vernick and Vietnam Restaurant
Favorite Philadelphia breakfast spot: Honey's Sit N Eat
Favorite music: Ranges from The Doors to Bob Marley to Shakira
First concert attended: Beach Boys
Favorite player growing up: Bobby Orr
Favorite TV shows of all-time: *Hogan's Heroes*, *The Fugitive*, *24*
Favorite books: *When Breath Becomes Air*, *The Kite Runner*,
Favorite all-time movies: *The Great Escape*, *The Godfather Part II*, *Silver Linings Playbook*
Favorite recent movie: *Lion*
Favorite dog breeds: Bernese Mountain Dog, Wheaten Terrier

LURIE'S LANDMARKS

- **Is the winningest owner in Eagles history and has led the franchise longer than any owner in team history (22 years)**
- **One of Lurie's philanthropic endeavors was the creation of the team's non-profit charitable wing in 1995. For 20 years, Eagles Youth Partnership (EYP) served more than 50,000 at- risk children in the greater Philadelphia region annually with a focus on health and education programming**
- **In 2015, Lurie oversaw EYP's transition to the Eagles Charitable Foundation that now provides children in the local community with greater access to vision care and autism research and services. Its signature program – the Eagles Eye Mobile – travels to local schools to provide free eye exams and prescription eye glasses to under- and uninsured students**
- **Under Lurie's direction, the Eagles launched the groundbreaking "Go Green!" initiative aimed at reducing the organization's impact on the environment and creating programs that improve the quality of life in the Philadelphia region. In 2008, the Eagles received the Ongoing Commitment Award from the Environmental Media Association**
- **Lurie's Screen Pass Pictures served as executive producers of *Inocente*, which earned an Academy Award for Best Short Documentary in 2013, and the 2010 documentary film *Inside Job*, which earned the Academy Award for Best Documentary Feature**
- **Lurie is a director of the NLM Family Foundation, which devotes much of its resources to autism research and education, and he also established the Lurie Family Foundation**

REGULAR-SEASON RECORDS & PLAYOFF APPEARANCES (SINCE 1995)

Rank	Team	Record (Pct.)	Playoff Appearances
1	New England Patriots	248-109 (.695)	17
2	Green Bay Packers	231-125-1 (.648)	17
3	Pittsburgh Steelers	223-133-1 (.626)	16
4	Denver Broncos	220-136 (.618)	14
5	Indianapolis Colts	215-142 (.602)	13
6	**Philadelphia Eagles**	**197-158-2 (.555)**	**12**
7	Seattle Seahawks	195-161-1 (.548)	12

DON SMOLENSKI | PRESIDENT

Don Smolenski, now in his 19th season with the organization, was originally hired by the team in 1998 as chief financial officer. He was promoted to senior vice president/chief financial officer in 2001 and was named the team's chief operating officer in 2010. In 2012, he was named to his current role of team president.

As president, Smolenski directs the club's business and strategic efforts, including sales, marketing, communications, and operations. He has played a key role in significant projects from the construction of Lincoln Financial Field to the club's internationally recognized environmental and philanthropic programs. During his tenure as president, Smolenski has infused energy and creativity throughout the organization with his engaging leadership style. In 2015, he was named to the Most Admired CEOs list by the *Philadelphia Business Journal* and in 2016 the Philadelphia Eagles were named to Philly.com's Top Workplaces list.

In his first year as president, Smolenski spearheaded a two-year, $125 million Lincoln Financial Field revitalization project that added 1,600 seats, HD video boards, and graphics paying tribute to the team's history. Over the years, Lincoln Financial Field has hosted high-profile events including sold-out concerts, national and international soccer matches, the NCAA Lacrosse Championships, the Army-Navy Game, Monster Jam, Temple University football, and more.

Smolenski plays an important role in the team's environmental initiatives. Because of their Go Green program, the Eagles have emerged as a leader in environmental stewardship in the sports industry. Those efforts include conservation efforts, recycling programs, and use of renewable energy including wind and solar.

Smolenski serves as the treasurer of the team's public charity, Eagles Charitable Foundation, which provides children in the Philadelphia region with greater access to vision care and provides funds to support autism research and services. In addition, Smolenski helped launch the Eagles Care initiative in 2013. The Eagles Care program forges annual, strategic partnerships with five local nonprofit organizations in order to deepen the impact of the team's community efforts. The Eagles also host an annual Huddle Up For Autism event at Lincoln Financial Field in partnership with the Center for Autism Research at the Children's Hospital of Philadelphia.

In addition to his leadership roles within the Eagles organization, Smolenski is a member of the Greater Philadelphia Chamber of Commerce Board, the FM Global Advisory Board, the Philadelphia Sports Congress, the Panasonic Advisory Board, and the Children's Hospital of Philadelphia (CHOP) Foundation Board of Overseers. Smolenski is also the co-chair of the CHOP Corporate Council and is involved with Leadership Philadelphia, a nonprofit organization that promotes leadership and community involvement. This past year, in partnership with the Philadelphia Sports Congress, Smolenski assisted in bringing the NFL Draft back to Philadelphia for the first time since 1961.

Before joining the Eagles, Smolenski served as chief financial officer for the International Hockey League, where he oversaw all league financial matters and played an integral role in the expansion of the league. Through the development of expansion models and the analysis of league performance models, Smolenski saw the league grow from 12 to 19 teams.

Smolenski began his career as a public accountant with Arthur Andersen.

An outdoor enthusiast, Smolenski enjoys an active lifestyle and has completed the Detroit, Pittsburgh, and Boston Marathons. He earned his Bachelor of Arts degree in biology from Amherst College and holds a Master of Science degree in accounting. Don and his wife, Karen, have two sons, Jake and Shane.

BEHIND THE SCENES WITH SMOLENSKI

Favorite Eagles moment: "Standing on the field after the 2004 NFC Championship game watching 68,000 Eagles fans celebrate."
Proudest accomplishment with the Eagles: "The countless acts of emotional connections between our staff and our fans that I witness every day."
Favorite part of game day: "Standing on the upper concourse looking out at all of the Eagles fans tailgaiting throughout the complex. Always humbling."
Best thing about Eagles fans: "Honesty, loyalty and passion."
Favorite Philadelphia attraction: Boathouse Row
Favorite TV show: *The Simpsons*
Favorite movie: *Star Wars*
Bucket list: Climbing Mt. Kilimanjaro
First job: Newspaper delivery boy

HOWIE ROSEMAN | EXECUTIVE VICE PRESIDENT OF FOOTBALL OPERATIONS

Howie Roseman, executive vice president of football operations, is in his 18th season with the Philadelphia Eagles. Roseman is an influential voice within the organization and provides valuable perspective pertaining to both football and business decisions that help shape the franchise.

Prior to being promoted to his current role, Roseman served as the team's general manager from 2010-14. At the time of his 2010 promotion to general manager, Roseman was just 34 years old and became the youngest NFL executive to be named to the post in 30 years. In his first year as general manager, he oversaw a major overhaul of the roster, making it one of the youngest in the NFL. The revamped Eagles squad earned an NFC East division crown in 2010 and then again in 2013. In 2014, the Eagles won ten games with an NFC-high nine Pro Bowl players.

Since that time, Roseman has overseen the reshaping of a roster that included two separate trades that allowed the Eagles to move up in the first round of the 2016 NFL draft to select North Dakota State QB Carson Wentz. Eight days prior to the start of the 2016 regular season, Roseman executed another trade that sent QB Sam Bradford to the Minnesota Vikings in exchange for a 2017 first-round pick, which the Eagles used to select Tennessee's Derek Barnett, and a 2018 fourth-round pick. Prior to the 2016 and 2017 season, Roseman continued to solidify the team's core by retaining key veterans while adding to the team through free agency and the draft.

Since hiring Roseman in 2000, the Eagles have earned ten playoff berths, seven division titles, five NFC Championship appearances, one NFC Championship crown and a trip to Super Bowl XXXIX.

In addition to overseeing the team's roster moves, Roseman is also responsible for establishing the organization's scouting and personnel department, as well as overseeing the executives who specialize in analytics, sports science, player engagement and NFL compliance.

After relentlessly pursuing jobs in NFL front offices, Roseman finally got his foot in the door as an intern with the Eagles when the team was headquartered at Veterans Stadium.

Roseman was elevated to director of football administration in 2003 and then to vice president of football administration in 2006. In that role, he worked in the personnel department evaluating players around the NFL and for the draft. He also represented the team to the NFL on contract, salary cap and player personnel matters.

In 2007, Roseman was invited to participate in the NFL-Stanford Program for managers at the Stanford Graduate School of Business, a program developed by the NFL to promote development of leaders within the league.

From 2008-09, Roseman served as the team's vice president of player personnel. In that role, he managed the college scouting staff, organized and ran draft meetings, and scouted the top college prospects around the country.

2017 OFFSEASON - NOTABLE ADDITIONS

- **March 9 -** Agreed to terms with WR **Torrey Smith** on a three-year contract ... Signed LB **Najee Goode** to a one-year contract ... Agreed to terms with **WR Alshon Jeffery** (Chi.) on a one-year contract ... Agreed to terms with G **Chance Warmack** (Ten.) on a one-year contract
- **March 10 -** Agreed to terms with G/C **Stefen Wisniewski** on a three-year contract
- **March 13 -** Agreed to terms with QB **Nick Foles** (KC) on a two-year contract
- **March 28 -** Agreed to terms with DE **Chris Long** (NE) on a two-year contract ... Agreed to terms with CB **Patrick Robinson** (Ind.) on a one-year contract
- **April 4 -** Acquired DT **Tim Jernigan** and a 2017 3rd-round pick (99th overall) from Baltimore in exchange for a 2017 3rd-round pick (74th overall)
- **April 27 -** Selected DE **Derek Barnett** (Tennessee) in the 1st round (14th overall)
- **April 28 -** Selected CB **Sidney Jones** (Washington) in the 2nd round (43rd overall) ... Selected CB **Rasul Douglas** (West Virginia) in the 3rd round (99th overall)
- **April 29 -** Selected WR **Mack Hollins** (North Carolina) in the 4th round (118th overall), RB **Donnel Pumphrey** (San Diego State) in the 4th round (132nd overall), WR **Shelton Gibson** (West Virginia) in the 5th round (166th overall), LB **Nathan Gerry** (Nebraska) in the 5th round (184th overall), DT **Elijah Qualls** (Washington) in the 6th round (214th overall)
- **May 18 -** Signed RB **LeGarrette Blount** to a one-year contract
- **June 14 -** Signed T **Jason Peters** to a one-year contract extension
- **August 3 -** Agreed to terms with S **Corey Graham** on a one-year contract
- **August 11 -** Acquired CB **Ronald Darby** from Buffalo in exchange for WR **Jordan Matthews** and a 2018 3rd-round pick
- **August 27 -** Acquired CB **Dexter McDougle** from the New York Jets in exchange for S **Terrence Brooks**

Roseman is also active in the Philadelphia-area community, contributing to a variety of initiatives involving military and children. He was named Honorary Commander for the Joint Base McGuire-Dix-Lakehurst for his continued efforts with the military. His charitable endeavors have benefited the Alex's Lemonade Stand Foundation, the Boys & Girls Clubs of America, USA Football, Pop Warner and Cop Wheels. He is also a member of the Governing Body of the Global Sports Management Summit and YPO.

Born in Brooklyn, NY, Roseman earned his bachelor's degree from the University of Florida before earning a JD degree from Fordham Law School. Howie and his wife, Mindy, reside in suburban Philadelphia with their four children.

JOE DOUGLAS | VICE PRESIDENT OF PLAYER PERSONNEL

Joe Douglas, who was hired by the Eagles on May 11, 2016, enters his second season as vice president of player personnel.

Prior to joining the Eagles, Douglas spent the 2015 season as the director of college scouting for the Chicago Bears after working in the Baltimore Ravens' personnel department for 16 years (2000-15).

During his time in Baltimore, Douglas was instrumental in acquiring a number of key performers for the Ravens, both through the draft and during the undrafted free agent signing period. Some of the players that he had a hand in obtaining included QB Joe Flacco, G Ben Grubbs, LB Pernell McPhee, LB C.J. Mosley, K Justin Tucker, CB Lardarius Webb and G Marshal Yanda. Grubbs, Mosley, Yanda and Tucker have combined for 12 Pro Bowls with the Ravens.

"I have known Joe for several years and have admired his work with both the Ravens and the Bears," said Howie Roseman, Eagles executive vice president of football operations. "He is a guy that we had targeted from the outset. I feel that we are very fortunate to have him lead our player personnel department. [Ravens general manager] Ozzie Newsome and [Bears general manager] Ryan Pace spoke very highly of him and his work. He is passionate about football, passionate about scouting and he played a vital role in the success of the Ravens over the last decade."

As a member of the Ravens organization, Douglas held various posts which included serving as the club's national scout (2012-15), Southeast area scout (2009-11), East Coast area scout (2008) and Northeast area scout (2003-07). Douglas was first hired by Baltimore in 2000, where he worked as a player personnel assistant for three years. He was responsible for fall and spring scouting assignments, college workouts and draft visit coordination, managing the team's college video library and assisting the pro personnel department with special teams evaluations of club opponents and unrestricted free agents.

An All-Atlantic 10 selection, Douglas started 45 consecutive games at tackle for the University of Richmond. Following his collegiate playing career, he transitioned into a volunteer assistant coach with the Spiders' football team in 1999.

As an offensive lineman at Lee-Davis High School (Mechanicsville, VA), Douglas was recognized as a two-time all-state honoree.

He and his wife, Shannon, have two daughters, Addison and Leighton, and a son, Thomas.

DOUGLAS' CAREER TIMELINE		
1999	Richmond	Volunteer Asst. Coach
2000-02	Baltimore Ravens	Player Personnel Asst.
2003-07	Baltimore Ravens	Northeast Area Scout
2008	Baltimore Ravens	East Coast Area Scout
2009-11	Baltimore Ravens	Southeast Area Scout
2012-15	Baltimore Ravens	National Scout
2015-16	Chicago Bears	Director of College Scouting
2016-	**Philadelphia Eagles**	**V.P. of Player Personnel**

EAGLES SCOUTING DEPARTMENT

Joe Douglas, Vice President of Player Personnel
Andy Weidl, Assistant Director of Player Personnel
Tom Donahoe, Senior Football Advisor
Anthony Patch, Senior Director of College Scouting
Dwayne Joseph, Director of Pro Scouting
Ian Cunningham, Director of College Scouting
Mike Bradway, Assistant Director of College Scouting
Brandon Brown, Assistant Director of Pro Scouting
Trey Brown, Player Personnel Executive College/Pro
T.J. McCreight, Player Personnel Executive
Alan Wolking, Southeast Area Scout
Jim Ward, Midwest Area Scout
Ryan Myers, Pro/College Scout
Phil Bhaya, NFS Scout
Casey Weidl, College Scouting Coordinator
Matt Holland, Pro Scout
Ted Williams, Pro Scout
John Hill, Pro Scouting Coordinator
Chris Nolan, Scouting Assistant
Patrick McDonough, Scouting Assistant

DOUG PEDERSON | HEAD COACH

Doug Pederson was named head coach of the Philadelphia Eagles on January 18, 2016, following a three-year run as the offensive coordinator of the Kansas City Chiefs from 2013-15. In his first season with the Eagles, Pederson helped develop rookie quarterback Carson Wentz, the No. 2-overall pick in the 2016 NFL Draft, and prepared the first-year signal caller to start the regular-season opener vs. the Cleveland Browns.

Under Pederson's direction, Wentz went on to set a team and all-time NFL rookie record with 379 completions, while posting franchise rookie records in pass attempts (607), passing yards (3,782), passing touchdowns (16) and completion percentage (62.4%). Wentz also produced the 4th-most passing yards (3,782) in single-season team history and NFL rookie history. Wentz started all 16 games in his rookie season, becoming the first Eagles quarterback to start all 16 regular-season games since Donovan McNabb in 2008.

Prior to arriving in Philadelphia, Pederson served as the offensive coordinator in Kansas City from 2013-15 and helped guide the Chiefs to a 31-17 regular-season record, which included a 10-0 stretch to close out the 2015 season.

During his time in Kansas City, the Chiefs excelled at protecting the football and committed the third-fewest turnovers (50) in the NFL from 2013-15. Over that span, Kansas City's +29 turnover differential ranked third in the league behind only Seattle (+37) and Carolina (+34), while the Chiefs were the only team to boast two seasons with at least a +12 differential.

In 2015, Pederson helped the Chiefs rebound from a 1-5 start to win a franchise-record 11 consecutive games, including Kansas City's first playoff victory in 22 years. During the Chiefs' regular-season winning streak, which began in Week 7, the club ranked tied for first in the NFL in rushing touchdowns (14), fourth in rushing yards per game (143.8) and tied for fifth in points per game (27.8). Limited turnovers helped propel the team's run, as the Chiefs committed just seven turnovers (four INTs, three fumbles) after Week 6 and finished the 2015 regular season with the second-fewest turnovers in the league (15).

Kansas City acquired QB Alex Smith via trade in 2013 and the 10-year veteran experienced the most productive stretch of his career under Pederson's tutelage: a three-year span during which he set a Chiefs record for wins by a starting quarterback in his first three years as a starter (30). During his three years in Pederson's offense, Smith notched three consecutive 3,000-yard seasons, threw the second-fewest interceptions among quarterbacks with at least 1,000 attempts (20) and ranked fourth among all quarterbacks with 1,183 rushing yards. Smith's 20 interceptions from 2013-15 marked the lowest three-season total of his career in years that he played more than 10 games.

Before joining Kansas City, Pederson served as the quarterbacks coach in Philadelphia from 2011-12. In his first season as the Eagles quarterbacks coach, Pederson helped QB Michael Vick become the second quarterback in NFL history to top the 3,000-yard passing and 500-yard rushing plateaus in consecutive seasons. That year, under Pederson's direction, Vick set career highs in completions (253) and passing yards (3,303) while throwing the third-most touchdowns of his career (18). Vick's yards through the air, combined with his 589 rushing yards, helped Philadelphia's offense record a then-franchise-record 6,386 net yards (now the second-highest total) and notch a team-record 356 first downs. Additionally, the 2011 Eagles offense ranked second in the league in plays of 10-plus yards (258) and tied for second in plays of 20-plus yards (84).

PEDERSON'S COACHING TIMELINE		
2005-08	Calvary Baptist Academy	Head Coach
2009-10	Philadelphia Eagles	Offensive Quality Control
2011-12	Philadelphia Eagles	Quarterbacks
2013-15	Kansas City Chiefs	Offensive Coordinator
2016-	**Philadelphia Eagles**	**Head Coach**

Pederson began his pro coaching career as an offensive quality control coach with the Eagles in 2009 and served in that capacity through the 2010 season. In his two seasons in that role, the Eagles combined for 868 points and set single-season franchise scoring records in back-to-back years (429 in 2009 and 439 in 2010).

In 2010, Pederson assisted an Eagles offense that recorded a then-franchise-record 6,230 net yards (now fourth), which ranked second in the NFL that season, and a then-franchise-record 439 points, which ranked third in the league. The 2010 Eagles ranked tied for first in plays of 20-plus yards (80) and quick-strike touchdown drives (11), and finished second in scoring outside of the red zone (139 points).

During Pederson's first season as an NFL coach (2009), the Eagles offense recorded the fifth-most passing yards in team history (4,089), which at the time ranked second in club annals.

A 12-year NFL veteran, Pederson played quarterback for the Green Bay Packers, Miami Dolphins, Philadelphia Eagles and Cleveland Browns after originally being drafted by the Carolina Panthers in the 1995 expansion draft. Pederson was coached by three of the most successful coaches in NFL history: Don Shula, Mike Holmgren and Andy Reid. Additionally, Pederson played alongside Pro Bowl quarterbacks Brett Favre, Dan Marino, Donovan McNabb and Jim McMahon.

Pederson served as a backup quarterback for Green Bay from 1995-98 and 2001-04, and was part of Packer teams that won Super Bowl XXXI, two NFC Championships (1996 and 1997) and six division titles. Pederson made eight starts for the Browns in 2000 and logged 1,047 yards and two touchdowns on 117 completions. In 1999, Pederson made nine starts for the Eagles, completing 119 passes for 1,276 yards and seven touchdowns.

In a 1993 contest against the Eagles, Pederson was pressed into duty when Dolphins starter Scott Mitchell left the game with a shoulder injury. In the second half, he helped guide Miami to a 19-14 win that marked Don Shula's 325th career victory.

Pederson attended Northeast Louisiana (now Louisiana Monroe) where he earned four letters and was a three-year starter at quarterback. He finished his college career with 6,445 yards and 33 touchdowns on 571-of-1,032 passing. As a senior, Pederson led the Southland Conference in passing when he completed 205 of 367 passes for 2,282 yards and 10 touchdowns. In 1989, he set a school record with 619 passing yards against Stephen F. Austin. Pederson graduated from Northeast Louisiana with a B.B.A. in business management.

The Bellingham, WA, native (born January 31, 1968) earned three letters each in football, baseball and basketball at Ferndale (WA) H.S., where he was an all-league selection at quarterback, safety and kicker and finished his high school career with 1,880 yards and 19 TDs on 106-of-250 passing.

Pederson and his wife, Jeannie, have three sons: Drew, Josh and Joel. Jeannie played basketball at Louisiana College.

COACHES CAPSULES

FRANK REICH
Offensive Coordinator

2nd year in Philadelphia

- In 2016, his first season with the Eagles, coordinated an offense that was directed by rookie signal caller Carson Wentz. Wentz set a team and all-time NFL rookie record with 379 completions and posted franchise rookie records in pass attempts, passing yards, passing touchdowns and completion percentage. Wentz's 3,782 passing yards marked the fourth-highest total in single-season team history and NFL rookie history
- Helped San Diego Chargers QB Philip Rivers achieve one of the finest stretches of his career, guiding the veteran signal caller to three straight 4,000-yard passing seasons and 92 total TDs from 2013-15
- A former third-round draft choice of the Buffalo Bills in the 1985 NFL Draft, enjoyed a 14-year NFL playing career. Was a part of Bills teams that went to four-straight Super Bowls (1990-1993)
- Engineered the greatest comeback in NFL history, bringing the Bills back from a 32 point second-half deficit to defeat the Houston Oilers in a 1992 Wild Card game

JIM SCHWARTZ
Defensive Coordinator

2nd year in Philadelphia

- In 2016, his first season with the Eagles, guided the team's transition from a 3-4 to a 4-3 defense and oversaw a unit that featured Pro Bowl DT Fletcher Cox and second-team All-Pro Brandon Graham. In addition to Cox and Graham's accolades, second-year linebacker Jordan Hicks led all NFL linebackers with five INTs. The Eagles defense finished third in the NFL in red zone defense (45.1 pct.)
- In 2014, directed a Bills defense that allowed the second-fewest points in the NFL (16.9 ppg), notched a league-high 54 sacks, held opponents to a league-best 33.2 percent third-down conversion rate and allowed the second-lowest cumulative quarterback rating (74.5)
- Served as head coach of the Detroit Lions from 2009-2013. Guided the team to its first playoff berth since 1999 when he coached Detroit to a 10-6 record in 2011
- Spent 10 years with the Tennessee Titans, serving as defensive coordinator from 2001-08. Helped the Titans reach Super Bowl XXXIV and win three division titles
- Attended Georgetown, where he was a four-year letterwinner at linebacker

DAVE FIPP
Special Teams Coordinator

5th year in Philadelphia

- In 2016, the Eagles ranked second in the NFL with a franchise record 27.314 kickoff return average, led the league with five kickoff returns of 50-plus yards, and were the only team to record multiple kickoff returns for TDs (two)
- Under his direction in 2015, the Eagles ranked second in the NFL in punt return average (11.4)
- In 2014, the Eagles ranked first in the annual *Dallas Morning News* special teams rankings compiled by Rick Gosselin. That year, special teams accounted for a franchise-best and NFL-high seven TDs
- Served as assistant special teams coach with the Miami Dolphins (2011-12) and the San Francisco 49ers (2008-10)
- Coached in college for 10 years at San Jose St., Nevada, Cal Poly, Holy Cross and his alma mater, Arizona
- Walked on at Arizona and played from 1994-97 as a safety and special teamer

EUGENE CHUNG
Assistant Offensive Line/ Tight Ends/Run Game

5th year in Philadelphia

- Rejoined Eagles staff in 2016, having previously served as the team's offensive line assistant from 2010-12. Has previously coached with Eagles Head Coach Doug Pederson in both Philly and Kansas City
- In 2016, helped offensive line coach Jeff Stoutland field seven different starting offensive line combinations
- Was the assistant offensive line coach for the Chiefs from 2013-15. In those three seasons, the Chiefs ranked first in the NFL with 54 rushing TDs
- Originally a first-round pick of the New England Patriots in 1992 (13th overall), enjoyed a six-year playing career

PHILLIP DANIELS
Defensive Quality Control/ Assistant Defensive Line

2nd year in Philadelphia

- Joined the Eagles in 2016 and assisted Chris Wilson with a defensive line that featured Pro Bowl DT Fletcher Cox and second-team All-Pro DE Brandon Graham
- Originally a fourth-round pick of the Seahawks in 1996, he played for Seattle (1996-99), Chicago (2000-03) and Washington (2004-10). Totaled 512 tackles, 62 sacks, 51 PDs, 15 forced fumbles and 12 fumble recoveries in his career

JOHN DEFILIPPO
Quarterbacks

2nd year in Philadelphia

- Hired by the Eagles in the 2016 offseason and tutored rookie quarterback Carson Wentz, who set a team and all-time NFL rookie record with 379 completions. Under his direction, Wentz posted franchise rookie records in pass attempts, passing yards, passing TDs and completion percentage. Wentz's 3,782 passing yards marked the 4th-highest total in single-season team history and NFL rookie history
- Served as Cleveland Browns offensive coordinator in 2015 and was the quarterbacks coach of the Oakland Raiders from 2012-14. Helped develop Raiders rookie QB Derek Carr in 2014, as he led all rookies in completions (348), passing yards (3,270) and passing touchdowns (21)
- A former quarterback, he played at Radnor (PA) High School and James Madison

KEN FLAJOLE
Linebackers

2nd year in Philadelphia

- In 2016, coached LB Jordan Hicks and helped the second-year player lead all NFL LBs with five INTs
- Has coached every defensive position in his 38-year coaching career
- Served as the St. Louis Rams' defensive coordinator from 2009-2011 and coached the Carolina Panthers LBs from 2003-08
- Spent 21 years coaching in the college ranks prior to entering the NFL in 1998
- Played collegiately at Pacific Lutheran and Wenatchee Valley CC

MIKE GROH
Wide Receivers

1st year in Philadelphia

- Joined the Eagles in 2017 after serving as the passing game coordinator/wide receivers coach for the L.A. Rams in 2016
- Coached receivers for the Chicago Bears from 2013-15 and oversaw a position group that featured Pro Bowlers Alshon Jeffery and Brandon Marshall. Helped Jeffery hit he 1,000-yard plateau in both 2013 (1,421) and 2014 (1,133)
- Won national championships in 2011-12 as wide receivers coach and recruiting coordinator for the University of Alabama
- Coached at UVA from 2001-08 and served as the OC in his final 3 seasons. Also played QB for the Cavaliers and led the team to bowl victories in 1994 and 1995
- The son of longtime NFL coach Al Groh

COACHES CAPSULES

MATTHEW HARPER
Assistant Special Teams

5th year in Philadelphia

- Enters his fifth year in Philadelphia and his fourth as the team's assistant special teams coach. Worked as assistant defensive backs coach in 2015
- In 2014, the Eagles ranked first in Rick Gosselin's annual *Dallas Morning News* special teams ranking
- Was as a coaching intern and G.A. at Oregon from 2009-12. Played two seasons as a safety at Oregon (2006-07) after transferring from City College of San Francisco
- Son of two-time Nebraska All-America DE and 11-year NFL vet Willie Harper

TIM HAUCK
Safeties

2nd year in Philadelphia

- Under his direction in 2016, Malcolm Jenkins returned 2 INTs for TDs and Rodney McLeod set career highs in tackles (117), INTs (3) and PDs (10)
- Served as the defensive coordinator and CBs coach for UNLV from 2013-14
- Enjoyed a 13-year NFL playing career and appeared in 183 regular-season games. Totaled 357 tackles, 16 PDs, six FFs, four FRs and 162 special teams tackles
- Played in 51 games for the Eagles (1999-2002) and logged 158 tackles on defense and 47 tackles on special teams. Started alongside Brian Dawkins in 1999 and finished second on the team with 122 tackles
- Was a two-time first-team All-American safety at Montana

JUSTIN PEELLE
Tight Ends

5th year in Philadelphia

- Under Peelle's direction in 2016, Zach Ertz logged a career-high 78 catches, marking the second-most by an Eagles TE in franchise history
- In his first season as tight ends coach (2015), Ertz notched a career-high 853 receiving yards
- Played TE for 10 seasons in NFL with San Diego, Miami, Atlanta and San Francisco. Caught 123 passes and 12 TDs
- Drafted in 4th round in 2002 by Chargers from Oregon, where he finished with 70 career catches and 14 scores

DUCE STALEY
Running Backs

7th year in Philadelphia

- Originally a third-round pick of Eagles in 1997, enters his seventh season on the Eagles coaching staff and his fifth as running backs coach
- In 2013, helped All-Pro RB LeSean McCoy become the first Eagle to lead the NFL in rushing and scrimmage yards since 1947
- Worked first two seasons in Philadelphia as an assistant special teams coach, while helping with the running backs
- Gained 5,785 yards during his 10-year NFL career with Philadelphia (1997-2003) and Pittsburgh (2004-06)
- Ranks 5th on team's all-time rushing list. Is one of three Eagles to top 200 yards rushing in a game (Steve Van Buren and McCoy)
- Won a Super Bowl with Pittsburgh in 2005
- His Eagle teammates voted him offensive MVP three times (1998, 1999, and 2002)

JEFF STOUTLAND
Offensive Line

5th year in Philadelphia

- In 2016, Stoutland helped the Eagles battle injuries by fielding seven different starting offensive line combinations. His only two linemen to start all 16 games (Jason Peters and Jason Kelce) both made the Pro Bowl
- Coached one of the best offensive lines in the nation at Alabama from 2011-12 and helped Crimson Tide to a National Championship in 2012
- Also coached successful offensive lines at Miami, FL (2007-10), Michigan St. (2000-06), Syracuse (1999) and Cornell (1993-96)

PRESS TAYLOR
Offensive Quality Control/ Assistant Quarterbacks

5th year in Philadelphia

- In 2016, his first season with the added responsibilities of assistant QBs coach, worked with rookie QB Carson Wentz and helped him set a team and all-time NFL rookie record with 379 completions
- Brother, Zac, is the assistant WRs coach for the L.A. Rams
- Lettered two years as a QB at Marshall after transferring from Butler Community College, where he led the school to two JUCO championships (2007-08)

CORY UNDLIN
Defensive Backs

3rd year in Philadelphia

- Coached safety tandem Malcolm Jenkins and Rodney McLeod in 2016 and helped McLeod set career highs in tackles (117), INTs (3) and PDs (10). In his first year coaching Eagles DBs (2015), Jenkins earned his first career trip to the Pro Bowl
- Spent three years with the Denver Broncos prior to arriving in Philadelphia and worked with three Pro Bowl DBs in 2014 - Aqib Talib, Chris Harris Jr., and T.J. Ward
- Also held NFL coaching positions in Jacksonville, Cleveland and New England

DINO VASSO
Defensive Quality Control/ Assistant Secondary

2nd year in Philadelphia

- Enters second season with Philadelphia after serving as a coaching assistant with the Kansas City Chiefs (2013-15). Worked primarily with the secondary in K.C.
- Was a four-year DB at the University of New Hampshire
- A native of Crum Lynne, PA, lettered in football at Ridley H.S. in Folsom, PA

CHRIS WILSON
Defensive Line

2nd year in Philadelphia

- In his first season with the Eagles, oversaw the d-line's transition to a 4-3. Brandon Graham was named second-team *AP* All-Pro in his first season back at DE and Fletcher Cox was named to the Pro Bowl
- Coached 23 years in the college ranks including positions at Missouri, USC, Georgia, Mississippi State and Oklahoma
- Coached Jets DE Leonard Williams at USC and worked closely with Cox at Mississippi State
- Played collegiately at Oklahoma where he recorded 303 tackles. Was a 12th-round draft pick of the Chicago Bears in 1992

WR NELSON AGHOLOR 13

6-0 | 198 3rd Year

BORN: May 24, 1993 (Age 24)

USC

D1-15 (20th overall) by Philadelphia

Nelson Agholor was originally selected by the Eagles in the 1st round (20th overall) of the 2015 NFL Draft. Agholor finished his collegiate career at USC with 179 receptions for 2,571 yards and 20 TDs in 40 games (30 starts), while setting a school record with 4 punt return TDs.

NCAA RECEIVING LEADERS

100+ RECEPTIONS & 12+ TDs (2014 SEASON)

NELSON AGHOLOR
104-12

AMARI COOPER
124-16

NELSON SPRUCE
106-12

MOST RECEPTIONS

USC SINGLE-SEASON HISTORY

Marqise Lee (2012)	118
Robert Woods (2011)	111
Nelson Agholor (2014)	104
Keyshawn Johnson (1995)	102
Mike Williams (2003)	95

THREE STEP DROP

If he could be a superhero, he would be: **The Flash**

First job: **Cashier at PDQ**

Pregame ritual: **Calls his mother on the phone to pray with her**

If he could play another sport, what position/team: **PG, New York Knicks**

Hobbies: **Cooking. "My best meal is yellow rice, pork chops and plantains."**

Best player he has faced: **"Patrick Peterson is a great competitor."**

Favorite books: ***Things Fall Apart* by Chinua Achebe & *Oh, the Places You'll Go* by Dr. Seuss**

Three favorite throwback jerseys: **Michael Jordan, Emsley A. Laney High School; Reggie Bush, USC; Charlie Ward, Florida State**

CAREER HIGHLIGHTS

2017 - PHILADELPHIA EAGLES (5/2)

- Leads the Eagles with a career-high 3 receiving TDs
- Registered career highs in receiving yards (93) and yards per reception (23.3) while posting a career-long 72-yard TD in the 34-7 win vs. Ari. (10/8/17)
- Became the first Eagle to catch a TD in each of the first two games of the season since **Jeremy Maclin** in 2014
- Recorded a career-high 6 receptions for 86 yards (14.3 avg.) at Was. (9/10/17). Caught a 58-yard TD on the opening drive, marking the longest reception of his career

WR NELSON AGHOLOR 13

AGHOLOR'S CAREER STATISTICS									
			RECEIVING					OFF SNAPS	
Year	Team	GP/S	No	Yards	Avg	Lg	TD	No	Pct
2015	Philadelphia	13/12	23	283	12.3	53t	1	671	58%
2016	Philadelphia	15/14	36	365	10.1	40t	2	883	78%
2017	Philadelphia	5/2	16	266	16.6	72t	3	250	69%
Totals		**33/28**	**75**	**914**	**12.2**	**72t**	**6**	**---**	**---**

ADDITIONAL CAREER STATISTICS
Fumbles/Lost: 2/1 - *2016 (1/0); 2015 (1/1)*
Kickoff Returns: 5 for 92 yards (18.4 avg.) in 2016

CAREER HIGHS		
Receptions	6	9/10/17 at Was.
Receiving Yards	93	10/8/17 vs. Ari.
Receiving Long	72t	10/8/17 vs. Ari.
Receiving TDs	1	6x, last: 10/8/17 vs. Ari.

CAREER HIGHLIGHTS

2016 - PHILADELPHIA EAGLES (15/14)

- Legistered a season-long 40-yard TD in the second quarter vs. NYG (12/22/16), giving the Eagles their largest lead (21-6) of the game
- Caught a 35-yard TD in the third quarter of the Eagles' 29-10 opening day victory vs. Cle. (9/11/16)

2015 - PHILADELPHIA EAGLES (13/12)

- Recorded the first TD of his NFL career on a career-long 53-yard reception to give the Eagles a 14-7, second-quarter advantage in the 23-20 win vs. Buf. (12/13/15)
- His 53-yard TD against the Bills was the longest TD reception by an Eagles rookie since **Hank Baskett** corralled TDs of 89 and 87 yards during the 2006 campaign

COLLEGE HIGHLIGHTS

- Compiled 3,572 all-purpose yards and 24 career TDs and became just the 12th Trojan to notch 2,000 receiving yards
- Totaled 540 yards on 37 punt returns (14.6 avg.) and set a school record with 4 punt return TDs

2017 GAME-BY-GAME STATISTICS										
Date	Opp		GP/S	Rec	Yds	Avg	Lg	TD	Snaps	Pct
Sep 10	at Was	W	1/0	6	86	14.3	58t	1	42	62%
Sep 17	at KC	L	1/0	1	9	9.0	9	1	55	76%
Sep 24	NYG	W	1/0	2	20	10.0	11	0	45	59%
Oct 1	at LAC	W	1/1	3	58	19.3	36	0	61	77%
Oct 8	Ari	W	1/1	4	93	23.3	72t	1	47	70%
Oct 12	at Car									
Oct 23	Was									
Oct 29	SF									
Nov 5	Den									
Nov 19	at Dal									
Nov 26	Chi									
Dec 3	at Sea									
Dec 10	at LAR									
Dec 17	at NYG									
Dec 25	Oak									
Dec 31	Dal									
Totals			**5/2**	**16**	**266**	**16.6**	**72t**	**3**	**250**	**69%**

HIGH SCHOOL STANDOUT

Agholor attended Berkeley Prep High School in Tampa, FL, earning All-America honors as a senior running back, wide receiver, cornerback and safety. In his career, Agholor notched 4,732 rushing yards, 921 receiving yards, 12 INTs and 8 kickoff return TDs.

As a senior, Agholor accumulated 212 carries for 1,983 yards and 28 TDs and 10 receptions for 117 yards and 2 TDs. He also racked up 35 tackles and 3 INTs on defense while returning 8 punts for a 32.0-yard average. As a junior, Agholor had 1,440 yards on offense, 3 INTs on defense and 323 return yards.

As a sophomore, Agholor made All-State as he ran for 970 yards with 15 TDs and had 14 receptions for 239 yards with 3 TDs on offense, while totaling 31 tackles and 4 INTs on defense.

Agholor also played basketball at Berkeley, where he averaged 12.8 points, 4.8 rebounds, 4.3 assists and 2.3 steals as a senior.

BIRDSEED

Agholor, who was a communication major at USC, was originally born in Nigeria and moved to the United States when he was 5 years old. Agholor is the son of Felix and Caroline and is the fourth of five children. His father played high-level soccer in Nigeria.

@nelsonagholor

DT BEAU ALLEN 94

6-3 | 327 4th Year

BORN: Nov. 14, 1991 (Age 25)

Minnetonka, Minnesota

Minnetonka High School

Wisconsin

D7-14 (224th overall) by Philadelphia

A seventh-round pick of the Eagles from Wisconsin in 2014, **Beau Allen** contributed as a member of the defensive line rotation in all 48 games of his first three NFL seasons. Allen, who also never missed a game in college, finished his Badger career with 94 tackles and eight sacks en route to becoming a two-time All-Big Ten honorable mention selection (2012-13).

In 2016, Allen became the first Eagle since Dan Klecko in 2008 to play on both sides of the football in the same game. Allen played 17 snaps as a defensive tackle and four as a fullback vs. Cleveland on opening day (9/11/16).

THREE STEP DROP

In any other sport, what position would you play and what team: **Enforcer/left winger for the Philadelphia Flyers**

Favorite athlete to watch now: **Legendary angler Roland Martin**

Favorite meal: **Mom's Porcupine Meatballs (meatballs with rice inside)**

Favorite book: ***Lonesome Dove* by Larry McMurtry**

Biggest Pet Peeve: **When people with read receipts don't text you back**

First jersey owned: **Brett Favre, Green Bay Packers**

Three favorite throwback jerseys: **Reggie White, Eagles; Reggie White, Packers; one of the Hanson Brothers, Charlestown Chiefs (*Slap Shot*)**

CAREER HIGHLIGHTS

2017 - PHILADELPHIA EAGLES (5/2)

- Made his first start of the season at LAC (10/1/17) in place of an injured **Fletcher Cox**. Notched the first full-sack of his career when he took down Chargers QB **Philip Rivers** in the 2nd quarter

2016 - PHILADELPHIA EAGLES (16/3)

- Registered career highs in games started (three), tackles (32), tackles for loss (four) and defensive snaps played (412, 40%). Also added a half-sack and his first-career fumble recovery
- Posted a half-sack of **Joe Flacco** at Bal. (12/18/16)
- Started in place of **Bennie Logan** vs. Min. (10/23/16) and recorded three tackles, two QB pressures, and his first career fumble recovery
- Played 17 snaps as a DT and four as a FB vs. Cle. (9/11/16) and served as a lead blocker on a 1-yd. TD run by **Ryan Mathews**. Became the first Eagle since **Dan Klecko** in 2008 to play on both sides of the football in the same game

DT BEAU ALLEN 94

ALLEN'S CAREER STATISTICS																		
			TACKLES					PASS DEFENSE						FUMBLES			DEF SNAPS	
Year	Team	GP/S	Total	Solo	Asst	TFL	Sacks	Int	Yds	Lg	TD	PD	Hur	FF	FR	Yds	No	Pct
2014	Philadelphia	16/0	15	8	7	0.0	0.5	0	0	--	0	0	1	0	0	0	195	17%
2015	Philadelphia	16/2	31	19	12	1.0	0.0	0	0	--	0	1	2	0	0	0	343	28%
2016	Philadelphia	16/3	32	19	13	4.0	0.5	0	0	--	0	0	7	0	1	0	412	40%
2017	Philadelphia	5/2	5	3	2	2.0	1.0	0	0	--	0	0	5	0	0	0	154	51%
Totals		**53/7**	**83**	**49**	**34**	**7.0**	**2.0**	**0**	**0**	**--**	**0**	**1**	**15**	**0**	**1**	**0**	**---**	**---**

CAREER HIGHS		
Total Tackles	6	2x, last: 1/3/16 at NYG
Solo Tackles	4	1/3/16 at NYG
Sacks	1.0	10/1/17 at LAC
Hurries	3	10/23/16 vs. Min.
PDs	1	10/4/15 at Was.
FFs	--	---
FRs	1	10/23/16 vs. Min.

"THE ALLEN" RECLINER

In the 2016 offseason, Allen starred in a commercial for Bob's Discount Furniture along with the company's co-founder Bob Kaufman. The store now offers a recliner named after the defensive tackle called "The Allen."

BIRDSEED

Allen is the son of Susie and Matt Allen. Matt is a senior vice president of sales for Elizabeth Arden and Susie is a registered nurse. Matt also was the varsity spirit squad captain at Wisconsin.

Allen's brother, Jack, works in finance in New York City, and his sister, Grace, now attends the University of Wisconsin after helping her team win the state basketball championship as a senior at Minnetonka High School.

Allen's grandfather, Fred T. Westphal, was an All-American swimmer at Wisconsin (1956-59). His uncle, John Westphal, played football for the Badgers (1980-81).

Allen has a Vizsla dog named Penny (short for Penelope Anne Lumpkins, Jr. Allen III).

Allen was nicknamed "The Polar Bear" at Wisconsin due to his size and northern heritage.

THE UNZiPPED

Allen played bass guitar from 7th through 9th grade for a band called THE UNZiPPED. Recalled Allen, "We were the undisputed winners of our 8th grade talent show at Minnetonka Middle School. We played classic rock like Led Zeppelin and Van Halen."

BIGGEST FOOTBALL INFLUENCE

Allen claims his football career was most influenced by his position coach at Wisconsin, Charlie Partridge, now the head coach at Florida Atlantic. "I thought he was a great coach and I had a lot of respect for him and the way he went about his business. I think he taught us the right way."

HIGH SCHOOL STANDOUT

Allen was an all-state selection by the *Associated Press* as a senior at Minnetonka HS. Allen also played hockey, lacrosse and participated in track and field in high school. He was a member of the 2009 Minnesota state champion lacrosse team.

TRADITION ... ALL SEVEN LAYERS OF IT

Allen is really proud of his family tradition of having a seven-layer jello at every holiday meal. "I can't even describe how big a deal this is in our family. My mother makes it and we don't even wait for dessert to eat it. It's an appetizer."

@Beau_Allen @beau_allen

DT BEAU ALLEN 94

2017 GAME-BY-GAME STATISTICS												
Date	Opp		GP/S	Tot	Solo	Sk	Hur	PD	FF	FR	Snaps	Pct
Sep 10	at Was	W	1/0	1	0	0.0	0	0	0	0	25	40%
Sep 17	at KC	L	1/0	2	1	0.0	1	0	0	0	15	28%
Sep 24	NYG	W	1/0	0	0	0.0	1	0	0	0	50	72%
Oct 1	at LAC	W	1/1	2	2	1.0	2	0	0	0	38	67%
Oct 8	Ari	W	1/1	0	0	0.0	1	0	0	0	26	43%
Oct 12	at Car											
Oct 23	Was											
Oct 29	SF											
Nov 5	Den											
Nov 19	at Dal											
Nov 26	Chi											
Dec 3	at Sea											
Dec 10	at LAR											
Dec 17	at NYG											
Dec 25	Oak											
Dec 31	Dal											
Totals			**5/2**	**5**	**3**	**1.0**	**5**	**0**	**0**	**0**	**154**	**51%**

2016 GAME-BY-GAME STATISTICS												
Date	Opp		GP/S	Tot	Solo	Sk	Hur	PD	FF	FR	Snaps	Pct
Sep 11	Cle	W	1/0	1	0	0.0	0	0	0	0	17	33%
Sep 19	at Chi	W	1/0	2	2	0.0	0	0	0	0	11	21%
Sep 25	Pit	W	1/0	0	0	0.0	0	0	0	0	17	28%
Oct 9	at Det	L	1/0	1	0	0.0	0	0	0	0	8	13%
Oct 16	at Was	L	1/0	3	2	0.0	0	0	0	0	43	58%
Oct 23	Min	W	1/1	3	2	0.0	3	0	0	1	51	67%
Oct 30	at Dal	L	1/1	1	1	0.0	0	0	0	0	54	69%
Nov 6	at NYG	L	1/1	5	3	0.0	0	0	0	0	49	77%
Nov 13	Atl	W	1/0	0	0	0.0	0	0	0	0	9	18%
Nov 20	at Sea	L	1/0	1	0	0.0	1	0	0	0	24	36%
Nov 28	GB	L	1/0	2	1	0.0	0	0	0	0	25	35%
Dec 4	at Cin	L	1/0	2	0	0.0	0	0	0	0	22	34%
Dec 11	Was	L	1/0	2	1	0.0	0	0	0	0	15	31%
Dec 18	at Bal	L	1/0	4	3	0.5	1	0	0	0	22	38%
Dec 22	NYG	W	1/0	3	2	0.0	2	0	0	0	29	33%
Jan 1	Dal	W	1/0	2	2	0.0	0	0	0	0	16	29%
Totals			**16/3**	**32**	**19**	**0.5**	**7**	**0**	**0**	**1**	**412**	**40%**

CAREER HIGHLIGHTS (Continued)

2015 - PHILADELPHIA EAGLES (16/2)

- Registered a career-high 6 tackles at Was. (10/4/15) and at NYG (1/3/16)

2014 - PHILADELPHIA EAGLES (16/0)

- Notched the first sack of his career, helping bring down **Ryan Fitzpatrick** in a win at Hou. (11/2/14)

COLLEGE HIGHLIGHTS

- Set a school record with 54 games played, having never missed a contest in his college career. A three-time Academic All-Big Ten selection (2011-13) and consensus All-Big Ten honorable mention choice (2012-13)
- A four-year letterwinner, rounded out his Wisconsin career with 94 tackles (15 TFLs), eight sacks, two blocked kicks and a fumble recovery for a TD after a blocked punt during his senior campaign
- Started all 13 games as a senior in 2013, registering 20 tackles (two TFLs), 1.5 sacks and a fumble recovery
- As a junior in 2012, ranked second on the team with 7.5 TFLs, while also tallying 37 tackles, 2.5 sacks and a forced fumble in all 14 starts
- Finished second on the team with four sacks as a sophomore in 2011, in addition to 22 tackles (5.5 TFLs) in 14 games

TRANSACTIONS

2014 Drafted by PHI in 7th round (224th overall)
Signed 4-year contract
7/24/17 Placed on Active/NFI List
8/25/17 Passed physical/removed from NFI List

2015 GAME-BY-GAME STATISTICS												
Date	Opp		GP/S	Tot	Solo	Sk	Hur	PD	FF	FR	Snaps	Pct
Sep 14	at Atl	L	1/0	2	2	0.0	0	0	0	0	12	16%
Sep 20	Dal	L	1/0	2	0	0.0	0	0	0	0	19	22%
Sep 27	at NYJ	W	1/0	1	0	0.0	0	0	0	0	28	35%
Oct 4	at Was	L	1/0	6	3	0.0	0	1	0	0	54	64%
Oct 11	NO	W	1/0	1	1	0.0	0	0	0	0	21	30%
Oct 19	NYG	W	1/0	1	1	0.0	0	0	0	0	11	16%
Oct 25	at Car	L	1/0	0	0	0.0	0	0	0	0	15	25%
Nov 8	at Dal	W	1/0	2	1	0.0	0	0	0	0	9	12%
Nov 15	Mia	L	1/0	0	0	0.0	0	0	0	0	8	12%
Nov 22	TB	L	1/0	0	0	0.0	0	0	0	0	16	21%
Nov 26	at Det	L	1/0	2	1	0.0	0	0	0	0	21	29%
Dec 6	at NE	W	1/0	1	1	0.0	2	0	0	0	15	17%
Dec 13	Buf	W	1/0	1	1	0.0	0	0	0	0	18	24%
Dec 20	Ari	L	1/0	2	1	0.0	0	0	0	0	19	25%
Dec 26	Was	L	1/1	4	3	0.0	0	0	0	0	38	51%
Jan 3	at NYG	W	1/1	6	4	0.0	0	0	0	0	39	46%
Totals			**16/2**	**31**	**19**	**0.0**	**2**	**1**	**0**	**0**	**343**	**28%**

RB KENJON BARNER 38

5-9 | 195 4th Year

BORN: April 28, 1990 (Age 27)

Riverside, California

Notre Dame High School

Oregon

D6-13 (182nd overall) by Carolina

Acquired: FA 2017

Kenjon Barner (pronounced KEN-yon) rejoined Philadelphia in Week 4 in 2017 after spending training camp and preseason with the Los Angeles Chargers. In 2016, Barner emerged as the Eagles' primary kick returner and led the team with 277 yards and a 30.8 average. The Oregon product was originally selected by the Panthers in the 6th round (182nd overall) of the 2013 NFL Draft.

KICKOFF RETURN AVERAGE

NFL PLAYERS IN 2016 (MIN. 9 RETURNS)

Cordarrelle Patterson (Min.)	31.7
Kenjon Barner (Phi.)	30.8
Kenyan Drake (Mia.)	30.5
Marqise Lee (Jax.)	30.3
Jordan Todman (Ind.)	29.9

ALL-PURPOSE YARDS

UNIVERSITY OF OREGON HISTORY

LaMichael James	5,869
Kenjon Barner	5,848
De'Anthony Thomas	5,345

THREE STEP DROP

Hobbies: Bowling, wakeboarding, water sports, camping and going to the beach

Favorite teams/athletes growing up: Los Angeles Lakers, San Francisco 49ers, Kobe Bryant

If he could play another sport, what position/team: Poing guard, Los Angeles Lakers

Favorite movies: Chasing Mavericks, Phantom of the Opera, Something Borrowed

Favorite musicians: Miguel (R&B), Cody Allen & Rascall Flatts (Country), Hoobastank and Nickelback (Alternative)

Favorite meal: Eggs, bacon and syrup

Three favorite throwback jerseys: Allen Iverson, Philadelphia 76ers; Garrison Hearst, San Francisco 49ers; Eric Dickerson, SMU

CAREER HIGHLIGHTS

2017- PHILADELPHIA EAGLES (2/0)

- Totaled career highs in punt returns (3), punt return yards (110) and punt return average (36.7) in the 34-7 win vs. Ari. (10/8/17). His 76 yard punt return in the first quarter was the longest by an Eagle since **Darren Sproles** (83-yard TD) on 12/6/15 at New England

2016 - PHILADELPHIA EAGLES (13/0)

- Set career highs and led the team in kick return yardage (277), return average (30.8) and tied for first in returns (9)
- In his first-career opportunity as the primary kick returner, recorded three returns for 114 yards (38.0 avg.), including a 52-yard return in a win vs. Atl. (11/13/16)
- Scored on a 3-yard TD run in the third quarter at NYG (11/6/16)

RB KENJON BARNER 38

BARNER'S CAREER STATISTICS																				
			RUSHING					RECEIVING						OFF SNAPS		KICK RETURNS				
Year	Team	GP/S	Att	Yds	Avg	Lg	TD	No	Yds	Avg	Lg	TD	TYS	No	Pct	No	Yds	Avg	Lg	TD
2013	Carolina	8/0	6	7	1.2	2	0	2	7	3.5	5	0	14	24	2%	2	17	8.5	17	0
2015	Philadelphia	10/0	28	124	4.4	19	0	9	22	2.4	12	0	146	79	7%	1	10	10.0	10	0
2016	Philadelphia	13/0	27	129	4.8	19	2	5	42	8.4	15	0	171	99	10%	9	277	30.8	61	0
2017	Philadelphia	2/0	5	23	4.6	16	0	0	0	---	--	0	23	17	5%	0	0	---	--	0
Totals		**33/0**	**66**	**283**	**4.3**	**19**	**2**	**16**	**71**	**4.4**	**15**	**0**	**354**	**---**	**---**	**12**	**304**	**25.3**	**61**	**0**
PLAYOFFS																				
2013	Carolina	1/0	0	0	---	--	0	0	0	---	--	0	0	0	0%	1	16	16.0	16	0
Totals		**1/0**	**0**	**0**	**---**	**--**	**0**	**0**	**0**	**---**	**--**	**0**	**0**	**0**	**0%**	**1**	**16**	**16.0**	**16**	**0**

ADDITIONAL CAREER STATISTICS

Fumbles/Lost: 2/1 - *2013 (1/0), 2015 (1/1)* **Punt Returns:** 9 for 144 yards (16.0 avg.) - *2015 (1 for -3), 2016 (2 for 22), 2017 (6 for 125)*

2017 GAME-BY-GAME STATISTICS																					
				RUSHING					RECEIVING						SNAPS		KICK RETURNS				
Date	Opp		GP/S	Att	Yds	Avg	Lg	TD	No	Yds	Avg	Lg	TD	TYS	No	Pct	No	Yds	Avg	Lg	TD
SIGNED BY EAGLES TO 53-MAN ROSTER (9/26/17)																					
Oct 1	at LAC	W	1/0	0	0	---	--	0	0	0	---	--	0	0	0	0%	0	0	---	--	0
Oct 8	Ari	W	1/0	5	23	4.6	16	0	0	0	---	--	0	23	17	25%	0	0	---	---	0
Oct 12	at Car																				
Oct 23	Was																				
Oct 29	SF																				
Nov 5	Den																				
Nov 19	at Dal																				
Nov 26	Chi																				
Dec 3	at Sea																				
Dec 10	at LAR																				
Dec 17	at NYG																				
Dec 25	Oak																				
Dec 31	Dal																				
Totals			**2/0**	**5**	**23**	**4.6**	**16**	**0**	**0**	**0**	**---**	**--**	**0**	**23**	**17**	**5%**	**0**	**0**	**---**	**--**	**0**

COLLEGE HIGHLIGHTS

- Matched his career high in rushing yards (42) and crossed the goal line for his first-career rushing touchdown in a convincing 34-3 home win vs. Pit. (9/25/16)
- Ran for a career-high 42 yards on four carries (10.5 avg.) in a season-opening win vs. Cle. (9/11/16)

2015 - PHILADELPHIA EAGLES (10/0)

- Hauled in career highs of five catches for 21 yards in a season-finale victory at NYG (1/3/16)
- Carried a career-high nine times for 39 yards and added two receptions for seven yards in a win at NE (12/6/15)

2013 - CAROLINA PANTHERS (8/0, Playoffs: 1/0)

- Appeared in eight games with the Panthers as a rookie, rushing six times for seven yards while adding two receptions for seven yards

DE DEREK BARNETT 96

6-3 | 259 Rookie

BORN: June 25, 1996 (Age 21)

Brentwood, Tennessee

Brentwood Academy

Tennessee

D1-17 (14th overall) by Philadelphia

Derek Barnett was selected by the Eagles with the 14th-overall pick in the 2017 NFL Draft following a highly-decorated, three-year career at the University of Tennessee. In 2016, Barnett was named first-team All-America by the *Associated Press* after registering 13.0 sacks, bringing his career total to 33.0 and surpassing Pro Football Hall of Famer and Eagles legend **Reggie White** for the school record.

TOTAL PRESSURES

NCAA EDGE DEFENDERS IN 2016 (PRO FOOTBALL FOCUS)

Hunter Dimick (Utah)	83
Derek Barnett (Tenn.)	78
Trey Hendrickson (FAU)	77

MOST SACKS

UNIVERSITY OF TENNESSEE HISTORY

DEREK BARNETT (2014-16) **33.0**

REGGIE WHITE (1980-83) **32.0**

TACKLES FOR LOSS

UNIVERSITY OF TENNESSEE HISTORY

53.0	Leonard Little (1995-97)
52.0	Derek Barnett (2014-16)

CAREER HIGHLIGHTS

2017 - PHILADELPHIA EAGLES (5/0)

- Recovered his first career fumble after **Chris Long** strip-sacked Chargers QB **Philip Rivers** at LAC (10/1/17)

COLLEGE HIGHLIGHTS

- Played in all 39 games (36 starts) during his three-year career at the University of Tennessee, where he set a new school record with 33.0 career sacks. Surpassed the previous record of 32.0 set by Pro Football Hall of Famer and Eagles legend **Reggie White** (1980-83)
- Compiled 52.0 TFL in his career, finishing 2nd all-time in school history behind **Leonard Little** (53.0 from 1995-97)
- Earned first-team All-America honors from the *Associated Press* as a junior in 2016 after registering a career-high 13.0 sacks with 56 total tackles, 19 TFL, 16 hurries and 2 FFs

DE DEREK BARNETT 96

MOTHER'S INSPIRATION

Barnett considers his mother, Christine, his best friend and inspiration. Christine, who works in a UPS warehouse and at times has held three jobs to support her three children, instilled a humble attitude in Barnett at an early age.

"She always told me, 'Stay humble and put your head down and just work.' I think I get that attitude from her. Even though she worked a lot, she was still always there and made sure I had everything I needed."

Barnett noted in his pre-draft *Players' Tribune* article that his mother deserves to be taken care of for all of her hard work, but she admirably prefers to live her life as usual.

"She's already told me that she's going to keep her same job at the UPS warehouse — on her feet, sweating, sorting packages on a tight deadline — even after I make it to the league."

NFL DRAFT COVER LETTER

Prior to the 2017 NFL Draft, Barnett penned a letter in *The Players' Tribune* to the league's general managers.

"I just thought it was a great way to express my feelings, and my mom thought it would be a good idea to get that letter out as well."

Barnett expressed his admiration for Reggie White, whose career sacks record he broke at the University of Tennessee, but assured readers that his work was not done yet.

"Right now, you might know me as the kid who broke Reggie White's sack record at Tennessee, but that's not the only thing I'm going to be remembered for by the time I leave this game. I promise you that."

REGGIE WHITE'S RECORD

As a junior at the University of Tennessee in 2016, Barnett set a new school record with 33.0 career sacks, surpassing the previous record of 32.0 set by Pro Football Hall of Famer and Eagles legend Reggie White (1980-83). After breaking the record, Barnett received a phone call from Sara White.

"She was just congratulating me on everything I've accomplished. Even though I broke the record, I told her Reggie is still Reggie. I don't think I'm better than Reggie. It meant a lot."

Along with watching film of White, Barnett admires the games of several other NFL players, past and present. "I like watching [Seahawks DE] Michael Bennett play. I like his demeanor. He uses his hands very well. When I was younger, [Pro Football Hall of Famer and former Giants DE] Michael Strahan was one of the best to do it. I look up to a lot of those guys."

MAKING AN IMPRESSION

Prior to the 2017 NFL Combine, Barnett caught the flu and his numbers were not as good as he originally anticipated. However, that did not keep him from making an impression on NFL teams, especially the Eagles.

"I caught the flu a few days before we ran, and I knew I probably wasn't going to test my best. But I knew it was an important job interview and I knew I had to go out there and grind it out. I told myself to just go out there and do my best and control what I can control, and I did so."

BIRDSEED

Barnett lettered at Brentwood Academy (Brentwood, TN), where he earned numerous all-state honors as a defensive end. As a senior, Barnett recorded 60 tackles, 18 TFL, 5.5 sacks and 1 FF and helped lead his team to a state semifinal berth.

Barnett began playing football at an early age as both a guard and defensive end. He developed an immediate love for the game.

"The first time I picked it up, I started playing football in fifth grade, and I always used to play backyard football when I was younger. When I picked it up the first day of practice I had a blast, and I knew I was going to go a long way with it."

Barnett majored in communication studies at Tennessee.

@dbarnett25 @dbarnett25

DE DEREK BARNETT 96

BARNETT'S CAREER STATISTICS																		
			TACKLES					PASS DEFENSE						FUMBLES			DEF SNAPS	
Year	Team	GP/S	Total	Solo	Asst	TFL	Sacks	Int	Yds	Lg	TD	PD	Hur	FF	FR	Yds	No	Pct
2017	Philadelphia	5/0	6	5	0	1.0	0.0	0	0	--	0	0	2	0	1	0	123	41%
Totals		**5/0**	**6**	**5**	**0**	**1.0**	**0.0**	**0**	**0**	**--**	**0**	**0**	**2**	**0**	**1**	**0**	**---**	**---**

Eagles Executive Vice President of Football Operations Howie Roseman on Derek Barnett

He stands for what we want to be, and I think everyone in this city will see what kind of person he is, what kind of player he is. Unbelievably high character, unbelievable worker, and tremendously talented and productive.

2017 GAME-BY-GAME STATISTICS												
Date	Opp		GP/S	Tot	Solo	Sk	Hur	PD	FF	FR	Snaps	Pct
Sep 10	at Was	W	1/0	2	2	0.0	1	0	0	0	26	41%
Sep 17	at KC	L	1/0	1	1	0.0	1	0	0	0	21	40%
Sep 24	NYG	W	1/0	0	0	0.0	0	0	0	0	26	38%
Oct 1	at LAC	W	1/0	3	2	0.0	0	0	0	1	24	42%
Oct 8	Ari	W	1/0			0.0			0	0	26	43%
Oct 12	at Car											
Oct 23	Was											
Oct 29	SF											
Nov 5	Den											
Nov 19	at Dal											
Nov 26	Chi											
Dec 3	at Sea											
Dec 10	at LAR											
Dec 17	at NYG											
Dec 25	Oak											
Dec 31	Dal											
Totals			**5/0**	**6**	**5**	**0.0**	**2**	**0**	**0**	**1**	**123**	**41%**

COLLEGE HIGHLIGHTS (Continued)

- Named second-team All-SEC by the *Associated Press* after starting all 13 games and leading the team with 10.0 sacks as a sophomore in 2015. Also finished 3rd on the Volunteers defense with 69 total tackles
- Named second-team All-SEC by the *Associated Press* as a freshman in 2014. Earned Freshman All-America honors by the *Football Writers Association of America* and was selected to the Freshman All-SEC team. Set true-freshman school records with 10.0 sacks and 20.5 TFL, while notching a career-high 72 total tackles

TRANSACTIONS

2017 Drafted by PHI in 1st round (14th overall)
Signed 4-year contract

RB LEGARRETTE BLOUNT 29

6-0 | 250 8th Year

BORN: Dec. 5, 1986 (Age 30)

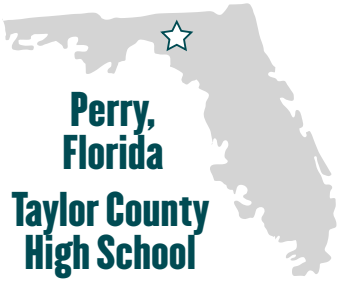

Perry, Florida

Taylor County High School

Oregon

UDFA-10 by Tennessee

Acquired: FA (NE) 2017

LeGarrette Blount signed a one-year contract with the Eagles on May 18, 2017, after leading the NFL with a career-high 18 rushing TDs with the Patriots in 2016. Originally signed by the Titans as an undrafted free agent in 2010, Blount has rushed 1,224 times for 5,445 yards (4.5 avg.) and 50 TDs in 105 career games (46 starts), while winning Super Bowls XLIX and LI with New England.

RUSHING TOUCHDOWNS

RUNNING BACKS SINCE 2010

Marshawn Lynch	59
Adrian Peterson	57
LeSean McCoy	56
Arian Foster	51
LeGarrette Blount	50

NFL PLAYERS IN 2016

LeGarrette Blount	18
David Johnson	16
Ezekiel Elliot	15

18 RUSHING TDs IN A SINGLE SEASON

NFL PLAYERS SINCE 2007

LEGARRETTE BLOUNT 2016

ADRIAN PETERSON 2009

DEANGELO WILLIAMS 2008

CAREER HIGHLIGHTS

- Ranks 5th among NFL RBs with 50 rushing TDs since 2010, trailing only **Marshawn Lynch** (59), **Adrian Peterson** (57), **LeSean McCoy** (56) and **Arian Foster** (51) in that span
- Has registered 8 career rushing TDs in the postseason, trailing only **Marshawn Lynch** (9) among active NFL players

2017 - PHILADELPHIA EAGLES (5/3)

- Led the Eagles with 136 yards on 16 carries (8.5 avg.) and notched a 20-yard reception at LAC (10/1/17). The 136 yards marked the 5th-highest single-game total of his career (including playoffs) and the most rushing yards by an Eagle since **LeSean McCoy** recorded 159 yards on the ground at Dal. (11/27/14). In the 4th quarter, set up the Eagles final TD of the game with a 68-yard run to the Chargers' 3-yard line. The 68-yard carry was the 2nd-longest run of his career

RB LeGarrette Blount 29

BLOUNT'S CAREER STATISTICS															
			RUSHING					RECEIVING						OFF SNAPS	
Year	Team	GP/S	Att	Yds	Avg	Lg	TD	No	Yds	Avg	Lg	TD	TYS	No	Pct
2010	Tampa Bay	13/7	201	1007	5.0	53	6	5	14	2.8	7	0	1021	N/A	N/A
2011	Tampa Bay	14/14	184	781	4.2	54t	5	15	148	9.9	35	0	929	N/A	N/A
2012	Tampa Bay	13/0	41	151	3.7	35	2	1	2	2.0	2	0	153	92	9%
2013	New England	16/7	153	772	5.0	47t	7	2	38	19.0	32	0	810	286	24%
2014	Pittsburgh	11/0	65	266	4.1	50	2	6	36	6.0	13	0	302	128	12%
	New England	5/1	60	281	4.7	34	3	4	18	4.5	11	0	299	103	9%
	Totals	*16/1*	*125*	*547*	*4.4*	*50*	*5*	*10*	*54*	*5.4*	*13*	*0*	*601*	---	---
2015	New England	12/6	165	703	4.3	38t	6	6	43	7.2	14	1	746	305	27%
2016	New England	16/8	299	1161	3.9	44	18	7	38	5.4	16	0	1199	527	47%
2017	Philadelphia	5/3	56	323	5.8	68	1	3	21	7.0	20	1	344	103	28%
Totals		**105/46**	**1224**	**5445**	**4.4**	**68**	**50**	**49**	**358**	**7.3**	**35**	**2**	**5803**	**---**	**---**
PLAYOFFS															
2013	New England	2/1	29	172	5.9	73t	4	0	0	0.0	0	0	172	35	26%
2014	New England	3/0	47	189	4.0	22	3	0	0	0.0	0	0	189	80	36%
2016	New England	3/1	35	109	3.1	18	1	1	8	8.0	8	0	117	74	31%
Totals		**8/2**	**111**	**470**	**4.2**	**73t**	**8**	**1**	**8**	**8.0**	**8**	**0**	**478**	**---**	**---**

ADDITIONAL CAREER STATISTICS

Fumbles/Lost: 16/10 - *2010 (4/3); 2011 (5/3); 2013 (3/2); 2014 (1/1); 2015 (1/0); 2016 (2/1)*

Kick Returns: 22 for 597 yards (27.1 avg.) - *2013 (17 for 494 yards); 2014 (5 for 103 yards)*

CAREER HIGHS		
Rush Attempts	30	1/18/15 vs. Ind. (AFC Champ.)
Rushing Yards	189	12/29/13 vs. Buf.
Rushing Long	73t	1/11/14 vs. Ind. (AFC Div.)
Rushing TDs	4	1/11/14 vs. Ind. (AFC Div.)
Receptions	3	4x, last: 10/2/16 vs. Buf.
Receiving Yards	56	11/27/11 at Ten.
Receiving Long	35	11/27/11 at Ten.
Receiving TDs	1	2x, last: 9/10/17 at Was.

MULTI-TOUCHDOWN GAMES (12)		
Date	**Opponent**	**TDs**
1/11/14	vs. Indianapolis Colts (AFC Div.) (W)	4
11/13/16	vs. Seattle Seahawks (L)	3
9/27/15	vs. Jacksonville Jaguars (W)	3
1/18/15	vs. Indianapolis Colts (AFC Champ.) (W)	3
12/24/16	vs. New York Jets (W)	2
10/23/16	at Pittsburgh Steelers (W)	2
9/22/16	vs. Houston Texans (W)	2
11/23/14	vs. Detroit Lions (W)	2
12/29/13	vs. Buffalo Bills (W)	2
12/22/13	at Baltimore Ravens (W)	2
9/18/11	at Minnesota Vikings (W)	2
10/31/10	at Arizona Cardinals (W)	2

CAREER HIGHLIGHTS (Continued)

- Registered his first rushing TD as an Eagle in the team's Week 3 win vs. NYG (9/24/17). Carried 12 times for 67 yards (5.6 avg.)
- In his Eagles debut at Was. (9/10/17), recorded the second receiving TD of his career when he caught a 1-yard pass from QB **Carson Wentz** in the second quarter

2016 - NEW ENGLAND PATRIOTS (16/8, Playoffs: 3/1)

- Was a member of the Patriots' Super Bowl LI-winning team, when he posted career highs with 299 rush attempts for 1,161 yards (3.9 avg.) and an NFL-leading 18 TDs in 16 regular-season games (eight starts)

2015 - NEW ENGLAND PATRIOTS (12/6)

- Appeared in 12 regular-season contests (six starts) and rushed 165 times for 703 yards (4.3 avg.) and 6 TDs. Also caught 6 passes for 43 yards (7.2 avg.) and 1 TD
- Rushed for a team-high 78 yards on 18 carries, including 3 TDs, in the win vs. Jax. (9/27/15). His 3 rushing TDs tied for the 2nd-highest total in Patriots history
- Tallied 16 carries for 93 yards, including a season-long 38-yard TD, and caught an 11-yard TD pass at Ind. (10/18/15). Marked the first TD reception of his NFL career

2014 - PITTSBURGH & NEW ENGLAND (16/1, Playoffs: 3/0)

- Led the Patriots with 14 carries for 40 yards in the Super Bowl XLIX victory vs. Seattle (2/1/15)

RB LeGarrette Blount 29

2017 GAME-BY-GAME STATISTICS

				RUSHING					RECEIVING						SNAPS	
Date	**Opp**		**GP/S**	**Att**	**Yds**	**Avg**	**Lg**	**TD**	**No**	**Yds**	**Avg**	**Lg**	**TD**	**TYS**	**No**	**Pct**
Sep 10	at Was	W	1/1	14	46	3.3	7	0	1	1	1.0	1t	1	47	23	34%
Sep 17	at KC	L	1/0	0	0	---	--	0	1	0	0.0	0	0	0	6	8%
Sep 24	NYG	W	1/1	12	67	5.6	20	1	0	0	---	--	0	67	22	29%
Oct 1	at LAC	W	1/0	16	136	8.5	68	0	1	20	20.0	20	0	156	26	33%
Oct 8	Ari	W	1/1	14	74	5.3	37	0	0	0	---	--	0	74	26	39%
Oct 12	at Car															
Oct 23	Was															
Oct 29	SF															
Nov 5	Den															
Nov 19	at Dal															
Nov 26	Chi															
Dec 3	at Sea															
Dec 10	at LAR															
Dec 17	at NYG															
Dec 25	Oak															
Dec 31	Dal															
Totals			**5/3**	**56**	**323**	**5.8**	**68**	**1**	**3**	**21**	**7.0**	**20**	**1**	**344**	**103**	**28%**

100+ YARD RUSHING GAMES (17)

Date	Opponent	Yards	Att	TDs
12/29/13	vs. Buffalo Bills (W)	189	24	2
1/11/14	vs. Indianapolis Colts (AFC Div.) (W)	166	24	4
12/26/10	vs. Seattle Seahawks (W)	164	18	0
1/18/15	vs. Indianapolis Colts (AFC Champ.) (W)	148	30	3
10/1/17	at Los Angeles Chargers (W)	136	16	0
11/8/15	vs. Washington Redskins (W)	129	29	1
10/3/11	vs. Indianapolis Colts (W)	127	25	1
10/23/16	at Pittsburgh Steelers (W)	127	24	2
11/20/16	at San Francisco 49ers (W)	124	19	0
9/18/16	vs. Miami Dolphins (W)	123	29	1
10/31/10	at Arizona Cardinals (W)	120	22	2
9/21/14	at Carolina Panthers (W)	118	10	1
12/19/10	vs. Detroit Lions (L)	110	15	1
11/20/11	at Green Bay Packers (L)	107	18	1
9/22/16	vs. Houston Texans (W)	105	24	2
12/5/10	vs. Atlanta Falcons (L)	103	20	1
11/27/11	at Tennessee Titans (L)	103	20	0

CAREER HIGHLIGHTS (Continued)

- Became New England's all-time postseason rushing TD leader after carrying 30 times for 148 yards and 3 TDs in the AFC Championship win vs. Ind. (1/18/15)
- His 148 yards were the 3rd-highest rushing total in team playoff history, behind the 166 yards he had in the 2013 Divisional Playoff vs. Ind. (1/11/14) and **Curtis Martin**'s 166-yard performance in a Divisional Playoff vs. Pit. (1/5/97)
- Played in 16 games (one start) between New England and Pittsburgh. Joined the Patriots on 11/20/14 and totaled 281 yards on 60 carries (4.7 avg.) and 3 TDs in five contests (one start). Appeared in 11 games with the Steelers, rushing 65 times for 266 yards (4.1 avg.) and 2 TDs

2013 - NEW ENGLAND PATRIOTS (16/7, Playoffs: 2/1)

- Played all 16 regular-season games (seven starts) with the Patriots and finished 2nd on the team with 153 carries for 772 yards (5.0 avg.) rushing and a then-career-high 7 TDs
- Appeared in both playoff games (one start) and led the Patriots with 172 yards rushing on 29 carries (5.9 avg.) and 4 TDs. Also caught 2 passes for 38 yards
- Blount's 355 rushing yards in the regular-season finale (189 vs. Buffalo on 12/29/13) and Divisional Playoff (166 vs. Indianapolis on 1/11/14) was the highest consecutive game total in team history, besting **Curtis Martin** who rushed for 320 yards over a two-game stretch in 1997
- Rushed 24 times for 166 yards and scored 4 rushing TDs vs. Ind. (1/11/14), to set a Patriots franchise record for most rushing TDs in a game (regular season or playoffs), and tallied the 2nd-most rushing TDs in a playoff game in NFL history. Blount's 166 yards tied **Curtis Martin** for the most rushing yards in a playoff game in team history
- Named **AFC Offensive Player of the Week** after setting a new Patriots' single-game record with 334 all-purpose yards, gaining 189 yards from scrimmage and adding 145 return yards in the regular-season finale vs. Buf. (12/29/13). Added TD runs of 35 and 36 yards

LB NIGEL BRADHAM 53

6-2 | 241 6th Year

BORN: Sept. 4, 1989 (Age 28)

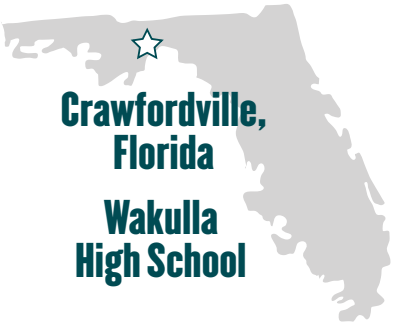

Crawfordville, Florida

Wakulla High School

Florida State

D4a-12 (105th overall) by Buffalo

Acquired: FA (Buf) 2016

Nigel Bradham led all Eagles LBs with 99 tackles and a career-high 7 TFL while tying for the team-lead with 2 FFs in his debut season with Philadelphia. Originally a 4th-round selection of the Buffalo Bills in the 2012 NFL Draft, Bradham (pronounced BRAD-em) has played in 78 career games (59 starts) and has compiled 363 tackles, 20 TFL, 18 PDs, 5.5 sacks, 4 FFs and 2 INTs.

MOST TACKLES

EAGLES PLAYERS IN 2016

Rodney McLeod	117
Malcolm Jenkins	114
Nigel Bradham	99
Jordan Hicks	95
Jalen Mills	67

THREE STEP DROP

First job: **Stocked frozen foods in the dairy department at Winn-Dixie. "I quit after three days. It was too cold, man!"**

Why he chose to attend Florida State: **Despite having offers from virtually every Division I program, FSU was Bradham's "dream school." Bradham grew up watching Seminoles football**

"Welcome to the NFL" moment: **Having to hit former NFL fullback Vonta Leach his rookie year. "I was sore after that one."**

Unique offseason training methods: **Yoga**

NFL players he looked up to growing up: **Derrick Brooks & Ray Lewis**

If he could play another sport, what position: **First or third base for the Miami Marlins**

Three favorite throwback jerseys: **Deion Sanders, Atlanta Falcons; Derrick Brooks, Tampa Bay Buccaneers; Dick Butkus, Chicago Bears**

CAREER HIGHLIGHTS

2016 - PHILADELPHIA EAGLES (16/16)

- Led all Eagles LBs with 99 tackles and a career-high 7 TFL while tying for the team-lead with 2 FFs. Also started a career-high 16 games and played 97% (990) of Philadelphia's defensive snaps
- Totaled a career-high 14 tackles in the 24-19 win vs. NYG (12/22/16)
- In the *Monday Night Football* victory at Chi. (9/19/16), intercepted Bears QB **Jay Cutler** in the third quarter and returned it 28 yards to Chicago's 2-yard line to set up a **Carson Wentz**-to-**Trey Burton** passing TD

2014 - BUFFALO BILLS (14/14)

- Set career highs in tackles (102), PDs (7), QB hurries (7), sacks (2.5) and FFs (2). Also recorded the first INT of his career when he picked off Texans QB **Ryan Fitzpatrick** at Hou. (9/28/14)

LB NIGEL BRADHAM 53

BRADHAM'S CAREER STATISTICS

			TACKLES					PASS DEFENSE						FUMBLES			DEF SNAPS		ST
Year	**Team**	**GP/S**	**Total**	**Solo**	**Asst**	**TFL**	**Sacks**	**Int**	**Yds**	**Lg**	**TD**	**PD**	**Hur**	**FF**	**FR**	**Yds**	**No**	**Pct**	**No**
2012	Buffalo	16/11	47	27	20	2.0	0.0	0	--	--	0	1	0	0	1	0	395	36%	10
2013	Buffalo	16/2	38	21	17	1.0	0.0	0	--	--	0	0	0	0	0	--	285	25%	13
2014	Buffalo	14/14	102	65	37	6.0	2.5	1	0	0	0	7	7	2	0	--	805	74%	1
2015	Buffalo	11/11	57	42	15	4.0	1.0	0	--	--	0	4	3	0	0	--	728	67%	1
2016	Philadelphia	16/16	99	67	32	7.0	2.0	1	28	28	0	5	2	2	1	0	990	97%	3
2017	Philadelphia	5/5	20	16	4	0.0	0.0	0	--	--	0	1	0	0	0	--	287	95%	0
Totals		**78/59**	**363**	**238**	**125**	**20**	**5.5**	**2**	**28**	**28**	**0**	**18**	**12**	**4**	**2**	**0**	**---**	**---**	**28**

2017 GAME-BY-GAME STATISTICS

Date	Opp		GP/S	Tot	Solo	Sk	Int	PD	FF	FR	Snaps	Pct
Sep 10	at Was	W	1/1	4	3	0.0	0	1	0	0	63	100%
Sep 17	at KC	L	1/1	4	2	0.0	0	0	0	0	53	100%
Sep 24	NYG	W	1/1	7	6	0.0	0	0	0	0	69	100%
Oct 1	at LAC	W	1/1	5	5	0.0	0	0	0	0	57	100%
Oct 8	Ari	W	1/1			0.0			0	0	45	75%
Oct 12	at Car											
Oct 23	Was											
Oct 29	SF											
Nov 5	Den											
Nov 19	at Dal											
Nov 26	Chi											
Dec 3	at Sea											
Dec 10	at LAR											
Dec 17	at NYG											
Dec 25	Oak											
Dec 31	Dal											
Totals			**5/5**	**20**	**16**	**0.0**	**0**	**1**	**0**	**0**	**287**	**95%**

2016 GAME-BY-GAME STATISTICS

Date	Opp		GP/S	Tot	Solo	Sk	Int	PD	FF	FR	Snaps	Pct
Sep 11	Cle	W	1/1	5	4	0.0	0	0	0	0	51	100%
Sep 19	at Chi	W	1/1	1	1	0.0	1	1	0	0	50	96%
Sep 25	Pit	W	1/1	4	4	0.0	0	0	0	0	56	93%
Oct 9	at Det	L	1/1	6	5	0.0	0	0	0	1	48	79%
Oct 16	at Was	L	1/1	9	2	0.0	0	1	0	0	74	100%
Oct 23	Min	W	1/1	8	6	1.0	0	1	0	0	76	100%
Oct 30	at Dal	L	1/1	7	5	0.0	0	0	0	0	77	99%
Nov 6	at NYG	L	1/1	7	5	0.0	0	1	0	0	64	100%
Nov 13	Atl	W	1/1	4	3	0.0	0	1	0	0	47	94%
Nov 20	at Sea	L	1/1	7	6	0.0	0	0	0	0	66	99%
Nov 28	GB	L	1/1	11	7	0.0	0	0	0	0	71	100%
Dec 4	at Cin	L	1/1	5	4	0.0	0	0	1	0	61	95%
Dec 11	Was	L	1/1	3	2	0.0	0	0	0	0	47	98%
Dec 18	at Bal	L	1/1	4	3	1.0	0	0	1	0	57	98%
Dec 22	NYG	W	1/1	14	9	0.0	0	0	0	0	89	100%
Jan 1	Dal	W	1/1	4	1	0.0	0	0	0	0	56	100%
Totals			**16/16**	**99**	**67**	**2.0**	**1**	**5**	**2**	**1**	**990**	**97%**

CAREER HIGHS

Total Tackles	14	12/22/16 vs. NYG
Solo Tackles	10	10/26/14 at NYJ
Sacks	1.5	9/28/14 at Hou.
INTs	1	2x, last: 9/19/16 at Chi.
PDs	2	12/14/14 vs. GB
FFs	1	4x, last: 12/18/16 at Bal.
FRs	1	2x, last: 10/9/16 at Det.

CAREER HIGHLIGHTS (Continued)

2013 - BUFFALO BILLS (16/2)

- Registered 38 tackles (21 solo). Also posted a career-high 13 special teams tackles

2012 - BUFFALO BILLS (16/11)

- Started the final 11 contests of his rookie season and posted 47 tackles (27 solo), 1 PD and 1 FR. Ranked 2nd among Bills players with 10 special teams tackles

COLLEGE HIGHLIGHTS

- Appeared in 53 games (39 starts) at Florida State. During his four-year career, recorded 306 tackles (189 solo), 21.5 TFL and 9 sacks
- Led Florida State in tackles in three consecutive seasons (2009-11), becoming the first Seminole to accomplish the feat since **Marvin Jones** (1990-92)
- Was voted a captain as a senior in 2011 and helped Florida State's defense rank as the No. 4 unit in the nation

G BRANDON BROOKS 79

6-5 | 335 6th Year

BORN: Aug. 19, 1989 (Age 28)

Riverside University High School

Milwaukee, Wisconsin

Miami (Ohio)

D3b-12 (76th overall)

by Houston

Acquired: FA (Hou) 2016

Originally a third-round draft pick of the Houston Texans in 2012, Brandon Brooks signed a five-year contract with the Eagles as a free agent during the 2016 offseason and started 14 games in his first season in Philadelphia. Brooks spent the first four years of his career with the Texans and appeared in 53 games with 45 starts -- 44 at RG and 1 at LG -- including playoffs.

BIRDSEED

- Attended Riverside University High School in Milwaukee, WI, where he played on both offense and defense. Was named a two-time team MVP and served as a captain as a senior, leading the team to an 11-2 record and an appearance in the state playoffs
- Also played basketball and baseball for the Tigers and threw the shotput
- His last touchdown came on a post-corner route as a junior TE in high school
- Son of Robert and Dorothy Brooks
- Earned his degree in psychology from Miami University (Ohio)

@bbrooks_79

THREE STEP DROP

First jersey: Ray Allen, Milwaukee Bucks

If he could be any superhero: Deadpool, The Flash, or Wolverine

First job: Worked on the grounds crew in college at Miami. Landscaped and poured concrete

Player he models his game after: Larry Allen

Best players he has faced: Geno Atkins and Ndamukong Suh

Hobbies: Golfing and reading

Favorite Halloween costume: The Black Ranger from *Power Rangers*

Three favorite throwback jerseys: Reggie White, Philadelphia Eagles, Satchel Paige, George Gervin

Favorite Philadelphia restaurant: Ralph's Italian Resturant

Favorite books: *Zero to One* by Peter Thiel, *Outliers* by Malcolm Gladwell, and *The Road to Character* by David Brooks

CAREER HIGHLIGHTS

- Started 14 games at right guard in his first season with the Eagles (2016)
- In 2015, started 14 games for Houston, opening 13 contests at right guard 1 start at left guard. Also started the Texans' Wild Card game vs. KC (1/9/16)
- Opened 15 games for the Texans at right guard in 2014 and paved the way for the Texans ground game to accumulate 2,161 yards, the second-most rushing yards in a single season in franchise history and the fifth-highest total in the NFL that season. Was part of an offensive line that surrendered just 26 sacks, marking the fourth-best total in the NFL
- Became a full-time starter in 2013 and opened 15 contests for the Texans at right guard

G BRANDON BROOKS 79

HOMETOWN PRIDE

An avid fan of Wisconsin sports, Brandon's favorite teams growing up were the Green Bay Packers, Milwaukee Brewers and Milwaukee Bucks. His favorite athletes as a kid were Ray Allen, Sam Cassell, Brett Favre, Ahman Green and Glenn Robinson. The first jersey he ever owned was a Ray Allen Bucks jersey. If he could play another professional sport, he would want to be a pitcher for the Brewers.

AN EARLY INFLUENCE

Brandon took up football at the age of 12 when he played tight end and middle linebacker for the RIverside Tigers. He cites his former neighbor, Jarrod Johnson, as the biggest influence on his football career. Johnson, a former offensive lineman himself, played with the San Diego Chargers, the Pittsburgh Steelers and the Sacramento Surge of the World League. The two still talk to this day.

COLLEGE HIGHLIGHTS

- Started 41 of the 45 games he played for the Miami University (Ohio) RedHawks and was a three-time All-Mid-American Conference second-team selection
- Registered 287 knockdowns and 47 touchdown-resulting blocks, including 35 touchdown-resulting blocks on the Redhawks' 40 rushing touchdowns during his career
- Made the switch to right guard for his senior season (2011) and started all 12 games, earning an appearance in the East-West Shrine Game
- Missed the beginning of his junior season (2010) with an injury, but returned to start two games at left tackle and four games at left guard, helping the RedHawks go 6-0 in those contests. Despite the injury, earned All-MAC second-team honors for a second-consecutive season
- As a sophomore in 2009, earned second-team All-MAC honors after starting 12 games at left tackle and registering 12 touchdown-resulting blocks
- Was named the RedHawks Freshman of the Year as a redshirt freshman in 2008 after he started all 12 games at left guard and recorded 70 knockdowns

TRANSACTIONS

2012 Drafted by HOU in 3rd round (76th overall)
Signed 4-year contract

3/9/16 Agreed to terms with PHI on a 5-year contract

BROOKS' CAREER SERVICE						
			STARTS		OFF SNAPS	
Year	**Team**	**GP/S**	**LG**	**RG**	**No**	**Pct**
2012	Houston	6/0	0	0	110	10%
2013	Houston	15/15	0	15	1043	93%
2014	Houston	15/15	0	15	985	89%
2015	Houston	14/14	1	13	981	83%
2016	Philadelphia	14/14	0	14	991	87%
2017	Philadelphia	5/5	0	5	362	100%
Totals		**69/63**	**1**	**62**	**---**	**---**
PLAYOFFS						
2012	Houston	2/0	0	0	63	40%
2015	Houston	1/1	0	1	64	100%
Totals		**3/1**	**0**	**1**	**---**	**---**

TE TREY BURTON 88

6-3 | 235 4th Year

BORN: Oct. 29, 1991 (Age 25)



Venice, Florida

Venice High School

Florida

Acquired: UDFA 2014

A versatile threat in the collegiate ranks, **Trey Burton** originally signed with the Eagles as an undrafted free agent during the 2014 offseason. Burton has been a key member of the Eagles special teams units over the past four seasons, recording 35 special teams tackles, a blocked punt, blocked punt return TD, forced fumble, fumble recovery and onside kick recovery. In 2016, Burton registered career highs with 37 catches for 327 yards and also added his first career receiving TD.

SPECIAL TEAMS TACKLES

EAGLES PLAYERS IN 2015

19	Trey Burton
16	Chris Maragos
12	Najee Goode

THREE STEP DROP

Desired talent: **Being in a church choir**

If he wasn't in football, he would be: **Financial advisor**

If he could have one dinner guest: **His grandfather, John McClintock, who passed away when he was in high school**

Player he models his game after: **James Casey**

Best player he has lined up against: **Jordan Hicks in practice**

First jersey: **Dan Marino, Miami Dolphins**

Favorite Philadelphia restaurants: **Mixto and Prime Stache**

Favorite musicians: **Lindsey Seals, Lecrae and Andy Mineo**

UNIVERSITY OF FLORIDA SINGLE-GAME RANKINGS

RUSHING TOUCHDOWNS

T. Burton (9/25/10 vs. Kentucky)	5
T. Tebow (11/10/07 at S. Carolina)	4
Four players tied	4

POINTS BY A NON-KICKER

T. Burton (9/25/10 vs. Kentucky)	36
T. Tebow (11/10/07 at S. Carolina)	30
Many players tied	24

CAREER HIGHLIGHTS

2017 - PHILADELPHIA EAGLES (5/0)

- Caught his 2nd career TD on a 15-yard pass from **Carson Wentz** on the opening drive in the 34-7 win vs. Ari. (10/8/17)
- Recovered an Eagles onside kick by **Jake Elliott** with :05 remaining in the game at KC (9/17/17). Marked the team's first successful onside kick since 12/30/12 at NYG (**Alex Henery** kick recovered by **Brandon Hughes**)
- Notched the 2nd special teams fumble recovery of his NFL career on a muffed punt return by Redskins WR **Jamison Crowder** at Was. (9/10/17). The takeaway set up a TD drive that gave the Eagles a 13-0 lead in the second quarter

2016 - PHILADELPHIA EAGLES (15/4)

- Produced career highs in receptions (37), receiving yards (327) and offensive snaps played (331, 29%) in 2016

TE TREY BURTON 88

BURTON'S CAREER STATISTICS										
			RECEIVING					OFF SNAPS		ST
Year	Team	GP/S	No	Yards	Avg	Lg	TD	No	Pct	T
2014	Philadelphia	15/0	0	0	---	--	0	6	1%	7
2015	Philadelphia	16/0	3	54	18.0	43	0	63	5%	19
2016	Philadelphia	15/4	37	327	8.8	32	1	331	29%	7
2017	Philadelphia	5/0	5	33	6.6	15t	1	72	20%	2
Totals		**51/4**	**45**	**414**	**9.2**	**43**	**2**	**---**	**---**	**35**

ADDITIONAL CAREER STATISTICS
Special Teams TDs: 27-yard blocked punt return on 12/28/14 at NYG
Special Teams FF: 1 - *2016 (1)* **Special Teams FR:** 2 - *2017 (1); 2016 (1)*
Blocked punt: 9/28/14 at SF **Onside Kick Recovery:** 9/17/17 at KC
Rushing: 5 attempts for 10 yards in 2014

Former Eagles LB and Special Teams Pro Bowler Ike Reese on Trey Burton's versatility

> **Trey brings you the rare combination of a special teams player: He brings you the speed, he has the agility, he plays with the aggressiveness and he has the athletic ability. That's what you want out of your special teams players.**

CAREER HIGHLIGHTS (Continued)

- Forced the first fumble of his career when he stripped the ball loose from Ravens KR **Chris Moore** on a kick return in the second quarter at Bal. (12/18/16)
- Made his first-career NFL start at Was. (10/16/16)
- Hauled in his first-career TD off a 2-yard pass from QB **Carson Wentz** in the third quarter at Chi. (9/19/16). Totaled career highs with 5 receptions for 49 yards

2015 - PHILADELPHIA EAGLES (16/0)

- Finished the 2015 season with a team-high 19 special teams tackles, which is tied for the highest total by an Eagle in the regular season since 2009
- Notched the first 2 receptions of his NFL career at Det. (11/26/15), including a 43-yarder in the first quarter
- Earned a spot on the 2014 **PFWA All-Rookie team** as a special teams player. Had 7 special teams tackles

CHARITABLE INTERESTS

As the son of a single mother, Burton hopes to get involved in charities that focus on helping children who grow up without fathers in their lives.

HIGH SCHOOL STANDOUT

As a senior at Venice (FL) High School in 2009, Burton threw for 1,876 yards, 18 TDs and 1 INT and rushed for 821 yards and 22 TDs, earning FSWA 5A All-State First-Team honors. Burton also garnered all-state honors after passing for 1,399 yards and 12 TDs and recording 919 yards and 24 TDs on the ground. Burton also played basketball and ran track at Venice HS.

PHILLY APPRECIATION

Burton has a great appreciation for Philadelphia's history and enjoys exploring the city in his free time. "I was never exposed to anything like this when I was growing up."

BIRDSEED

Burton is the son of Cindy Burton and has two brothers, Clay Burton (who played collegiately at Florida and went to training camp with the Buffalo Bills in 2015) and Jake MacFarland. Burton and his wife, Yesenia, have three children. Burton graduated from Florida with a bachelor's degree in family, youth and community science.

@TreyBurton8 @treyburton8

TE TREY BURTON 88

2017 GAME-BY-GAME STATISTICS										
Date	Opp		GP/S	Rec	Yds	Avg	Lg	TD	Snaps	Pct
Sep 10	at Was	W	1/0	0	0	---	--	0	14	21%
Sep 17	at KC	L	1/0	1	10	10.0	10	0	14	19%
Sep 24	NYG	W	1/0	2	7	3.5	8	0	19	25%
Oct 1	at LAC	W	1/0	0	0	---	--	0	9	11%
Oct 8	Ari	W	1/0	2	16	8.0	15t	1	16	24%
Oct 12	at Car									
Oct 23	Was									
Oct 29	SF									
Nov 5	Den									
Nov 19	at Dal									
Nov 26	Chi									
Dec 3	at Sea									
Dec 10	at LAR									
Dec 17	at NYG									
Dec 25	Oak									
Dec 31	Dal									
Totals			**5/0**	**5**	**33**	**6.6**	**15t**	**1**	**72**	**20%**

2016 GAME-BY-GAME STATISTICS										
Date	Opp		GP/S	Rec	Yds	Avg	Lg	TD	Snaps	Pct
Sep 11	Cle	W	0/0	INACTIVE (CALF)						
Sep 19	at Chi	W	1/0	5	49	9.8	14	1	31	43%
Sep 25	Pit	W	1/0	2	19	9.5	16	0	33	51%
Oct 9	at Det	L	1/0	1	5	5.0	5	0	11	18%
Oct 16	at Was	L	1/1	1	7	7.0	7	0	9	17%
Oct 23	Min	W	1/0	0	0	0.0	0	0	13	22%
Oct 30	at Dal	L	1/0	1	6	6.0	6	0	12	15%
Nov 6	at NYG	L	1/0	3	55	18.3	32	0	17	23%
Nov 13	Atl	W	1/0	0	0	0.0	0	0	9	11%
Nov 20	at Sea	L	1/1	1	14	14.0	14	0	7	9%
Nov 28	GB	L	1/1	3	10	3.3	9	0	19	32%
Dec 4	at Cin	L	1/0	5	53	10.6	15	0	53	66%
Dec 11	Was	L	1/0	7	65	9.3	16	0	37	47%
Dec 18	at Bal	L	1/1	2	2	1.0	1	0	22	25%
Dec 22	NYG	W	1/0	1	3	3.0	3	0	16	29%
Jan 1	Dal	W	1/0	5	39	7.8	12	0	42	55%
Totals			**15/4**	**37**	**327**	**8.8**	**32**	**1**	**331**	**29%**

CAREER HIGHLIGHTS (Continued)

2014 - PHILADELPHIA EAGLES (15/0)

- Returned a blocked punt for 27 yards for the first TD of his career at NYG (12/28/14)
- Filled in at running back for an injured **Darren Sproles** vs. NYG (10/12/14) and rushed 5 times for 10 yards
- Blocked an **Andy Lee** punt in the end zone at SF (9/28/14) that was recovered for a TD by teammate **Brad Smith**. It was the first blocked punt for a TD by the Eagles since 1992

COLLEGE HIGHLIGHTS

- Appeared in 50 games (29 starts) during his collegiate tenure, finishing his career with 720 rushing yards and 16 TDs on 141 carries and 107 catches for 976 yards and 4 TDs
- As a senior captain in 2013, tallied 38 receptions for 445 yards and 1 TD as a full-time wide receiver
- Appeared in 12 games (four starts) as a junior, registering 190 yards and 2 TDs on 29 carries and 18 catches for 172 yards and 1 TD
- Joined Chris Rainey as the only Gators to score both a rushing and receiving TD in the same game as a sophomore in 2010. Finished the season with 19 catches for 149 yards and one TD, while adding 125 yards and 3 TDs on 37 carries

CAREER HIGHS		
Receptions	7	12/11/16 vs. Was.
Receiving Yards	65	12/11/16 vs. Was.
Receiving Long	43	11/26/15 at Det.
Receiving TDs	1	2x, last: 10/8/17 vs. Ari.

FATHER FIGURES

Burton claims the biggest influences on his life were a trio of mentors: his late grandfather, John McClintock, and two of his high school coaches, John Peacock and Larry Shannon.

"They kept me going in the right direction. I didn't have a father growing up, so they were my father figures through high school. If I ever needed anything or need anything to this day, I can always go to them and ask for anything."

NFL FAMILY TREE

Burton's grandfather, Lawrence Burton, was the 7th-overall pick in the 1975 NFL Draft and also sprinted for Team USA in the 1972 Summer Olympics in Munich.

Lawrence split time with new Orleans and San Diego during a five-year NFL career, hauling in 44 catches for 804 yards and 7 TDs. Additionally, he placed 4th for the United States in Munich in the 200-meter final.

TE BRENT CELEK 87

6-4 | 255 11th Year

BORN: Jan. 25, 1985 (Age 32)

Cincinnati

D5b-07 (162nd overall) by Philadelphia

One of the toughest and most reliable players in team history, **Brent Celek** does it all from the TE position. He is a big target in the passing game, a relentless blocker and an unquestioned leader on the squad. Despite not being invited to the NFL Scouting Combine, Celek went on to become a 5th-round pick (162nd overall) in 2007 and developed into one of the most productive Eagles TEs ever. Celek has also ingrained himself within the community with his philanthropic work and business acumen. After inking a new deal in 2016, Celek is signed through 2018.

MOST RECEPTIONS

EAGLES HISTORY

HAROLD CARMICHAEL
589

PETE RETZLAFF
452

BRIAN WESTBROOK
426

BRENT CELEK
386

PETE PIHOS
373

LONGEST-TENURED PRO ATHLETES IN PHILADELPHIA

ACTIVE PLAYERS (MLB, NBA, NFL, NHL)

BRENT CELEK
SEPT. 2007

CLAUDE GIROUX
FEB. 2008

JASON PETERS
SEPT. 2009

THREE STEP DROP

Favorite businessperson: Elon Musk

First job: A janitor in his uncle's motorcycle shop

Bucket list: Driving in a NASCAR race

First jerseys: Charles Woodson, Michigan; Jerome Bettis, Pittsburgh Steelers

Favorite TV show: Nature documentaries narrated by David Attenborough

Favorite musician: Guordan Banks

CAREER HIGHLIGHTS

- Has produced the 4th-most catches (387) in franchise history, trailing only **Harold Carmichael** (589 from 1971-83), **Pete Retzlaff** (452 from 1956-66) and **Brian Westbrook** (426 from 2002-09)
- Ranks 8th in Eagles history with 4,879 receiving yards, behind **Harold Carmichael** (8,978 from 1971-83), **Pete Retzlaff** (7,412 from 1956-66), **Mike Quick** (6,464 from 1982-90), **DeSean Jackson** (6,117 from 2008-13), **Pete Pihos** (5,619 from 1947-55), **Tommy McDonald** (5,499 from 1957-63) and **Bobby Walston** (5,363 from 1951-62)

2015 - PHILADELPHIA EAGLES (16/13)

- Recorded the 30th receiving TD of his NFL career at Det. (11/26/15)

TE BRENT CELEK 87

CELEK'S CAREER STATISTICS									
			RECEIVING					OFF SNAPS	
Year	Team	GP/S	No	Yards	Avg	Lg	TD	No	Pct
2007	Philadelphia	16/4	16	178	11.1	29	1	N/A	N/A
2008	Philadelphia	16/7	27	318	11.8	44	1	N/A	N/A
2009	Philadelphia	16/15	76	971	12.8	47t	8	N/A	N/A
2010	Philadelphia	16/15	42	511	12.2	65t	4	N/A	N/A
2011	Philadelphia	16/16	62	811	13.1	73	5	N/A	N/A
2012	Philadelphia	15/14	57	684	12.0	34	1	862	76%
2013	Philadelphia	16/15	32	502	15.7	42	6	845	77%
2014	Philadelphia	16/15	32	340	10.6	37	1	815	69%
2015	Philadelphia	16/13	27	398	14.7	60	3	603	52%
2016	Philadelphia	16/8	14	155	11.1	24	0	439	39%
2017	Philadelphia	5/4	2	16	8.0	11	0	122	34%
Totals		**164/126**	**387**	**4884**	**12.6**	**73**	**30**	**---**	**---**
PLAYOFFS									
2008	Philadelphia	3/3	19	151	7.9	31t	3	N/A	N/A
2009	Philadelphia	1/1	3	59	19.7	26	0	N/A	N/A
2010	Philadelphia	1/1	2	25	12.5	16	0	N/A	N/A
2013	Philadelphia	1/1	2	16	8.0	24	0	41	71%
Totals		**6/6**	**26**	**251**	**9.7**	**31t**	**3**	**---**	**---**

ADDITIONAL CAREER STATISTICS

Fumbles/Lost: (5/3) - *2012 (1/1); 2013 (1/1); 2014 (1/1); 2015 (1/0); 2016 (1/0)* **Fumble Recoveries:** (4) - *2007 (1); 2015 (2); 2016 (1)*

Kick Returns: 2-20, 10.0 avg. - 2010 (1-12); 2017 (1-8)

CAREER HIGHS		
Receptions	10	12/28/10 vs. Min.
Receiving Yards	157	9/16/12 vs. Bal.
Receiving Long	73	12/18/11 vs. NYJ
Receiving TDs	1	30x, last: 11/26/15 at Det.

CAREER HIGHLIGHTS (Continued)

- Posted 134 yards on 4 catches, including a 60-yard grab from **Sam Bradford** vs. Mia. (11/15/15). His 33.5 yards per reception were the most by an NFL TE since **M.L. Harris** (37.0) at NYJ on 9/16/84 (min. 4 receptions)

2013 - PHILADELPHIA EAGLES (16/15, Playoffs: 1/1)

- Hauled in a 1-yard TD from **Nick Foles** vs. Ari. (12/1/13), moving past **Chad Lewis** (23 from 1997-2005) for the 2nd-most TDs ever by an Eagles TE, trailing only **Pete Retzlaff** (47 from 1956-66)

2012 - PHILADELPHIA EAGLES (15/14)

- Totaled 157 receiving yards at Bal. (9/16/12), which is the 2nd-most yards ever by a TE in single-game franchise history, behind **Pete Retzlaff**'s 204-yard effort against the Redskins on 11/14/65

2011 - PHILADELPHIA EAGLES (16/16)

- Tied **Jeremy Maclin** for the team's most receiving TDs (5) while ranking 2nd in receptions (62) and 3rd in receiving yards (811). Celek (811), Maclin (859) and **DeSean Jackson** (961) became the first trio in Eagles history to each post 800+ receiving yards in the same season

2010 - PHILADELPHIA EAGLES (16/15, Playoffs: 1/1)

- Set a regular-season career high with 10 catches for a season-high 97 yards vs. Min. (12/28/10)

2009 - PHILADELPHIA EAGLES (16/15, Playoffs: 1/1)

- Setting career highs with 76 receptions, 971 yards and 8 TDs. Among TEs in franchise history, only **Pete Retzlaff** (1,190 yards and 10 TDs in 1965) has recorded more receiving yards and TDs in a single season

BUSINESS INTERESTS

Celek acquired his desire to invest and research business ventures during his college classes at Cincinnati. "I would often get bored in class and sometimes just log onto the internet during class to research companies." Not much has changed today as Celek uses Flip Board to keep up with all the latest news and trends in business, style, entrepreneurship, architecture and design.

40 UNDER 40

In 2014, Celek became the first NFL player to ever be named to *Philadelphia Business Journal*'s "40 under 40" for his success in his multiple business ventures.

TAKE FLIGHT FOUNDATION

Founded in 2010, Celek's Take Flight Foundation has a primary goal of providing seriously ill and physically-challenged children throughout Greater Philadelphia with daily support and life-changing experiences. For more information on Celek's foundation, visit brentcelek.org.

MAD MONEY

A friend of die-hard Eagles fan and CSNBC's *Mad Money* host Jim Cramer, the two met for the first time for dinner in 2009 and have regularly talked about football and finance ever since.

@BrentCelek @brentcelek

TE BRENT CELEK 87

ESPN analyst Jon Gruden on Brent Celek's approach to the game

> **I love players that sacrifice their personal statistics for the team, and Celek leads the Eagles in that category.**

100+ YARD GAMES (8)				
Date	Opponent	Yards	Rec	TDs
9/16/12	vs. Baltimore Ravens (W, 24-23)	157	8	0
12/18/11	vs. New York Jets (W, 45-19)	156	5	1
11/15/15	vs. Miami Dolphins (L, 19-20)	134	4	0
11/2/08	at Seattle Seahawks (W, 26-7)	131	6	0
12/27/09	vs. Denver Broncos (W, 30-27)	121	4	1
11/10/14	vs. Carolina Panthers (W, 45-21)	116	5	0
9/27/09	vs. Kansas City Chiefs (W, 34-14)	104	8	1
9/20/09	vs. New Orleans Saints (L, 22-48)	104	8	0

CAREER HIGHLIGHTS (Continued)

- Celek (24 years old), **DeSean Jackson** (23) and **Jeremy Maclin** (21) became the first trio of teammates age 24-or-younger in NFL history to each post 50+ catches, 750+ yards and 4+ TDs in a single season in 2009
- Notched two straight 100+ yard receiving games (104 vs. NO - 9/20/09; 104 vs. KC - 9/27/09), becoming the first Eagles TE to accomplish the feat since **Pete Retzlaff** in 1965
- Along with **DeSean Jackson**, became the first Eagles duo to each eclipse 100+ receiving yards in two consecutive games (9/20/09 vs. NO; 9/27/09 vs. KC) since **Pete Pihos** and **Bobby Walston** in 1953 (11/8/53 vs. NYG; 11/15/53 vs. Bal.)

2008 - PHILADELPHIA EAGLES (16/7, Playoffs: 3/3)

- Set an Eagles playoff record with 10 catches for 83 yards and 2 TDs in the NFC Championship game at Ari. (1/18/09). His 2 TDs tied a team postseason record held by **Chad Lewis**, **Fred Barnett** and **Harold Carmichael**

2017 GAME-BY-GAME STATISTICS										
Date	Opp		GP/S	Rec	Yds	Avg	Lg	TD	Snaps	Pct
Sep 10	at Was	W	1/1	1	11	11.0	11	0	25	37%
Sep 17	at KC	L	1/1	0	0	---	--	0	17	24%
Sep 24	NYG	W	1/1	0	0	---	--	0	20	26%
Oct 1	at LAC	W	1/1	0	0	---	--	0	34	43%
Oct 8	Ari	W	1/0	1	5	5.0	5	0	26	39%
Oct 12	at Car									
Oct 23	Was									
Oct 29	SF									
Nov 5	Den									
Nov 19	at Dal									
Nov 26	Chi									
Dec 3	at Sea									
Dec 10	at LAR									
Dec 17	at NYG									
Dec 25	Oak									
Dec 31	Dal									
Totals			**5/4**	**2**	**16**	**8.0**	**11**	**0**	**122**	**34%**

FUEL TO THE FIRE

Celek admits getting snubbed for the combine in 2007 was a huge motivating factor for him. "It ticked me off, to be honest. I thought I would be drafted higher, but it just lit a fire under me that I will always carry."

BRENT'S NO. 1 FAN

Celek's No. 1 fan is his grandfather, Ed, and vice versa. "We've been very close from when he was little on up," Ed said. Brent gave his grandfather the ball from his first TD in 2007.

'THE BUS'

Celek tries to model his game after one of the all-time great running backs: Hall of Famer Jerome Bettis. "I grew up watching Jerome Bettis and loved the way he played. He was a beast, the first guy never took him down. When I have the ball in my hands, I try to be like him. That's my mindset."

BIRDSEED

Celek and his wife, Celeste, reside in Philadelphia. His parents, Steve and Debbie, own three hair salons and spas in Cincinnati named Paragon Salon. Celek has two younger brothers: Garrett, who is a tight end for the San Francisco 49ers, and Tyler. He also has two younger sisters: Stephanie and Mackenzie.

Celek was a two-time all-distrcit and all-league selection at La Salle High School (Cincinnati, OH) who also lettered in track and field, participating in the shotput and discus events. Celek began playing football in the 2nd grade as a fullback for Our Lady of Visitation (Cincinnati, OH).

Celek grew up a fan of the Cincinnati Bengals as his family owned 10 season tickets. His favorite Bengal of all time is Boomer Esiason. He also enjoyed watching Notre Dame football.

RB COREY CLEMENT 30

5-10 | 220 Rookie

BORN: Nov. 2, 1994 (Age 22)

Glassboro, New Jersey

Glassboro High School

Wisconsin

Acquired: UDFA 2017

Corey Clement signed with the Eagles as an undrafted free agent during the 2017 offseason and was the only undrafted rookie to make the Eagles opening-day, 53-man roster. Clement spent four years at Wisconsin and was a member of the winningest senior class in Badgers history (41-13, .759). He amassed 3,092 rushing yards and finished 8th all-time in career rushing average (5.4) and 9th in career rushing TDs (36). As a senior in 2016, Clement produced career highs in attempts (314), rushing yards (1,375) and rushing TDs (15) en route to first-team All-Big Ten honors from the league's coaches.

BIRDSEED

- Is the son of Latanya and Steve Clement. Interned at Merrill Lynch during the summer of 2016. Majored in life sciences communication at the University of Wisconsin
- Prepped at Glassboro HS (Glassboro, NJ), where he was coached by Mark Maccarone. Selected to the Semper Fidelis All-American Bowl after finishing his high school career with an outstanding 6,245 rushing yards, 34 rushing TDs and 90 total TDs
- Earned first-team all-state honors after rushing for 2,323 yards and 33 TDs while also recording 47 tackles and 8.0 sacks as a senior. Set the New Jersey state record with 479 yards against Gloucester City. Ran for 2,510 yards and 36 total TDs as a junior. Tallied 1,205 rushing yards and 15 TDs as a sophomore

RUSHING YARDS

BIG TEN PLAYERS IN 2016

Justin Jackson (NW)	1,524
Saquon Barkley (PSU)	1,496
Corey Clement (Wis.)	1,375

RUSHING TDs

BIG TEN PLAYERS IN 2016

Saquon Barkley (PSU)	18
Rodney Smith (Minn.)	16
Corey Clement (Wis.)	15
Justin Jackson (NW)	15

3,902 • 36

Clement rushed for 3,902 yards during his four-year career at Wisconsin and produced the 9th-most rushing TDs (36) in school history.

CAREER HIGHLIGHTS

2017 • PHILADELPHIA EAGLES (5/0)

- Logged career highs in carries (10) and rushing yards (30) in the team's Week 4 win at LAC (10/1/17)
- Received his first NFL carries in the team's Week 3 win vs. NYG (9/24/17) and scored the first TD of his career on a 15-yard run in the 4th quarter. His score tied the game at 21-21 with less than 6 minutes remaining in regulation
- Led the Eagles with a team-high 2 special teams tackles in his NFL debut at Was. (9/10/17)

RB COREY CLEMENT 30

CLEMENT'S CAREER STATISTICS																
			RUSHING					RECEIVING						OFF SNAPS		ST
Year	Team	GP/S	Att	Yds	Avg	Lg	TD	No	Yds	Avg	Lg	TD	TYS	No	Pct	T
2017	Philadelphia	5/0	23	69	3.0	15t	1	1	22	22.0	22	0	91	50	14%	3
Totals		**5/0**	**23**	**69**	**3.0**	**15t**	**1**	**1**	**22**	**22.0**	**22**	**0**	**91**	**---**	**---**	**3**

COLLEGE HIGHLIGHTS

- A member of the winningest senior class in Wisconsin history (41-13, .759). Rushed for 3,092 yards and 36 TDs on 576 attempts (5.4 avg.) while adding 29 catches for 279 yards and 2 TDs in 43 career games (15 starts)
- Finished 8th in school history in career rushing average and 9th in career rushing TDs
- Earned first-team All-Big Ten honors from the league's coaches after recording career highs with 314 carries for 1,375 yards (4.3 avg.) and 15 TDs in 13 games (all starts) as a senior in 2016. Tallied eight 100+ yard rushing games, including five straight to end the season. Rushed for a career-high-tying 164 yards vs. Ohio State (10/15/16) and vs. Penn State (12/3/16)
- Played in all 14 games (one start) as a sophomore in 2014, rushing 147 times for 949 yards (6.5 avg.) and 9 TDs. Combined with **Melvin Gordon** (2,587 yards) to set the single-season FBS record for rushing yards by teammates at 3,536 yards (breaking the record of 3,053 set by Gordon and **James White** in 2013). Registered a career-high 164 yards vs. Illinois (11/11/14)

CAREER HIGHS		
Rush Attempts	10	10/1/17 at LAC
Rushing Yards	30	10/1/17 at LAC
Rushing Long	15t	9/24/17 vs. NYG
Rushing TDs	1	9/24/17 vs. NYG
Receptions	1	10/8/17 vs. Ari.
Receiving Yards	22	10/8/17 vs. Ari.
Receiving Long	22	10/8/17 vs. Ari.

TRANSACTIONS

2017 Signed by PHI as undrafted free agent

2017 GAME-BY-GAME STATISTICS																	
				RUSHING					RECEIVING						SNAPS	
Date	Opp		GP/S	Att	Yds	Avg	Lg	TD	No	Yds	Avg	Lg	TD	TYS	No	Pct
Sep 10	at Was	W	1/0	0	0	--	--	0	0	0	--	--	0	0	0	0%
Sep 17	at KC	L	1/0	0	0	--	--	0	0	0	--	--	0	0	1	1%
Sep 24	NYG	W	1/0	6	22	3.7	15t	1	0	0	--	--	0	22	8	4%
Oct 1	at LAC	W	1/0	10	30	3.0	10	0	0	0	--	--	0	30	19	24%
Oct 8	Ari	W	1/0	7	17	2.4	6	0	1	22	22.0	22	0	39	23	34%
Oct 12	at Car															
Oct 23	Was															
Oct 29	SF															
Nov 5	Den															
Nov 19	at Dal															
Nov 26	Chi															
Dec 3	at Sea															
Dec 10	at LAR															
Dec 17	at NYG															
Dec 25	Oak															
Dec 31	Dal															
Totals			**5/0**	**23**	**69**	**3.0**	**15t**	**1**	**1**	**22**	**22.0**	**22**	**0**	**91**	**50**	**14%**

DT FLETCHER COX 91

6-4 | 310 6th Year

BORN: Dec. 13, 1990 (Age 26)

Yazoo City, Mississippi

☆

Yazoo City High School

Mississippi State

D1-12 (12th overall) by Philadelphia

AP 2014 | AP 2015 | PRO BOWL 2016 | PRO BOWL 2017

A powerful and disruptive force, Fletcher Cox has established himself as one of the league's best defensive players after Philadelphia traded up three spots in the 2012 NFL Draft to take him with the 12th-overall selection. The two-time Pro Bowl honoree, who ranks 4th all-time among Eagles interior linemen with 30.5 career sacks, signed a six-year contract on June 16, 2016.

MOST SACKS

NFL DEFENSIVE TACKLES SINCE 2015

Geno Atkins	23.0
Aaron Donald	20.0
Fletcher Cox	18.0
Kawann Short	18.0
Gerald McCoy	15.5

CAREER HIGHLIGHTS

- Both of his NFL TDs have occured on opening weekend. Notched his first career TD in the 2014 season opener when he returned a fumble 17 yards vs. Jax. (9/7/14). Found the end zone again in the first game of 2017 when he returned a **Kirk Cousins** fumble 20 yards in the fourth quarter to seal an Eagles win
- His 30.5 sacks rank 4th all-time among Eagles interior defensive linemen, trailing only **Andy Harmon** (39.5 from 1991-97), **Ken Clarke** (32.5 from 1978-87) and **Corey Simon** (32.0 from 2000-04)
- Is tied for 3rd among NFL defensive tackles with 18.0 sacks since 2015, behind **Geno Atkins** (23.0) and **Aaron Donald** (19.0)

THREE STEP DROP

Nickname: Bug Eye

Favorite meal: Mom's baked beans, mac and cheese, grilled chicken and pork chops

Best player he has ever faced: Cowboys T Tyron Smith

If he could play another sport, what position: First baseman, New York Yankees

First jersey owned: LaDanian Tomlinson, San Diego Chargers

Three favorite throwback jerseys: Michael Jordan, Chicago Bulls; Ronnie Lott, San Francisco 49ers; Ken Griffey Jr., Cincinnati Reds

CAREER SACKS

ALL-TIME EAGLES INTERIOR DL

ANDY HARMON 39.5

KEN CLARKE 32.5

COREY SIMON 32.0

FLETCHER COX 30.5

JEROME BROWN 29.5

DT FLETCHER COX 91

COX'S CAREER STATISTICS																		
			TACKLES					PASS DEFENSE						FUMBLES			DEF SNAPS	
Year	Team	GP/S	Total	Solo	Asst	TFL	Sacks	Int	Yds	Lg	TD	PD	Hur	FF	FR	Yds	No	Pct
2012	Philadelphia	15/9	65	46	19	7.0	5.5	0	0	--	0	2	24	0	0	0	509	49%
2013	Philadelphia	16/16	66	44	22	1.0	3.0	0	0	--	0	3	21	0	1	3	882	73%
2014	Philadelphia	16/16	70	59	11	7.0	4.0	0	0	--	0	0	14	1	3	21	921	80%
2015	Philadelphia	16/16	104	80	24	16.5	9.5	0	0	--	0	0	32	3	2	0	983	81%
2016	Philadelphia	16/16	53	34	19	10.0	6.5	0	0	--	0	4	21	1	1	0	773	76%
2017	Philadelphia	3/3	5	4	1	1.0	2.0	0	0	--	0	0	2	1	1	20	104	34%
Totals		**82/76**	**363**	**267**	**96**	**42.5**	**30.5**	**0**	**0**	**--**	**0**	**9**	**114**	**6**	**8**	**44**	**---**	**---**
PLAYOFFS																		
2013	Philadelphia	1/1	3	3	0	0.0	0.0	0	0	--	0	0	0	0	0	0	61	85%
Totals		**1/1**	**3**	**3**	**0**	**0.0**	**0.0**	**0**	**0**	**--**	**0**	**0**	**0**	**0**	**0**	**0**	**---**	**---**

CAREER HIGHLIGHTS (Continued)

2017 - PHILADELPHIA EAGLES (3/3)

- Sacked Chiefs QB **Alex Smith** on third-and-5 late in the first half at KC (9/17/17)
- Started off the 2017 season with a big performance in the team's win at Was. (9/10/17). Recorded a strip-sack of Redskins QB **Kirk Cousins** in the first quarter that was recovered by LB **Jordan Hicks**. Sealed the victory for Philadelphia when he grabbed a fourth quarter fumble and returned it 20 yards for his second career TD. His score extended the Eagles' lead to 28-17 with less than two minutes remaining in regulation. Became the first Eagle to post a sack, FF and TD in a game since Chris Clemons (12/28/2008 vs. Dal)

CAREER HIGHS		
Total Tackles	13	12/7/14 vs. Sea.
Solo Tackles	11	12/7/14 vs. Sea.
Sacks	3.0	10/11/15 vs. NO
Hurries	8	12/6/15 at NE
PDs	1	9x, last: 12/22/16 vs. NYG
FFs	2	10/11/15 vs. NO
FRs	1	8x, last: 9/10/17 at Was.

THE MECHANIC

One of Cox's passions off the field is fixing up old cars. In fact, he believes he'd most likely work as a mechanic if he wasn't playing football. "I didn't have much of a choice. It runs in the family," said Cox, who now has his own drag racing team using a 1991 Ford Mustang drag radial, which is driven by Shawn Ayers. The team competes in professional events around the country.

SMALL TOWN ROOTS

Cox grew up in the small town of Yazoo, MS, which has a population of less than 30,000 people. "It was a big adjustment for me," said Cox, whose graduating class was just 100 students.

HIGH SCHOOL STANDOUT

Cox attended Yazoo City HS (Yazoo, MS), where he recorded 104 tackles, 10 sacks, 1 INT and 1 FR as a senior. Cox notched 103 tackles, 11 sacks and 2 INTs (one of which he returned for a TD) during his junior season. He also played basketball and participated in track in the second leg of the 4 x 100 meter team.

BIRDSEED

Cox is the son of Melissa Cox, who works at a Nissan dealership. He has two sisters, Fantasia and Nakeia, and an older brother, Shaddrick, who passed away during the 2015 offseason. Cox owns two pitbulls named Debow and Nina.

BIGGEST INFLUENCES

Cox claims the biggest influence on his life and career is his late older brother, Shaddrick, who passed away during the 2015 offseason. Said Cox, "He was my father figure. I always looked up to him, especially for decision making. He always taught me about doing the right things and being successful in life. I try to emulate him every day. He taught me my love for cars."

Cox also credits his high school guidance counselor, Christie Cater, and his late high school position coach, Kyle Wallace, for his success. "Coach Wallace picked me up every day for summer workouts. He pushed me to my limits."

@fcoxx_91 @fcoxx_91

DT FLETCHER COX 91

Eagles Defensive Coordinator Jim Schwartz on the importance of Fletcher Cox

> **He's a difficult matchup one-on-one; he plays the run well and he plays the pass well. You know, there's a reason we gave him all that money, and it's not because he fits a certain scheme or anything else. He's just a really good player.**

2017 GAME-BY-GAME STATISTICS												
Date	Opp		GP/S	Tot	Solo	Sk	Hur	PD	FF	FR	Snaps	Pct
Sep 10	at Was	W	1/1	1	1	1.0	2	0	1	1	43	68%
Sep 17	at KC	L	1/1	3	2	1.0	0	0	0	0	44	83%
Sep 24	NYG	W	1/1	1	1	0.0	0	0	0	0	17	25%
Oct 1	at LAC	W	INACTIVE (CALF)									
Oct 8	Ari	W	INACTIVE (CALF)									
Oct 12	at Car											
Oct 23	Was											
Oct 29	SF											
Nov 5	Den											
Nov 19	at Dal											
Nov 26	Chi											
Dec 3	at Sea											
Dec 10	at LAR											
Dec 17	at NYG											
Dec 25	Oak											
Dec 31	Dal											
Totals			**3/3**	**5**	**4**	**2.0**	**2**	**0**	**1**	**1**	**104**	**43%**

2016 GAME-BY-GAME STATISTICS												
Date	Opp		GP/S	Tot	Solo	Sk	Hur	PD	FF	FR	Snaps	Pct
Sep 11	Cle	W	1/1	4	4	1.0	2	0	0	0	38	73%
Sep 19	at Chi	W	1/1	2	2	0.0	1	0	0	0	42	81%
Sep 25	Pit	W	1/1	8	6	2.0	3	0	1	0	41	68%
Oct 9	at Det	L	1/1	2	2	1.0	1	0	0	0	53	87%
Oct 16	at Was	L	1/1	0	0	0.0	3	0	0	0	55	74%
Oct 23	Min	W	1/1	5	2	0.0	2	0	0	0	54	71%
Oct 30	at Dal	L	1/1	5	3	0.0	2	0	0	0	64	82%
Nov 6	at NYG	L	1/1	5	3	0.0	0	1	0	0	50	78%
Nov 13	Atl	W	1/1	1	0	0.0	3	0	0	0	41	82%
Nov 20	at Sea	L	1/1	4	2	0.0	1	1	0	0	45	67%
Nov 28	GB	L	1/1	2	0	0.0	0	0	0	0	57	80%
Dec 4	at Cin	L	1/1	3	2	0.0	0	1	0	0	47	73%
Dec 11	Was	L	1/1	4	3	1.5	1	0	0	0	34	71%
Dec 18	at Bal	L	1/1	2	1	1.0	1	0	0	1	46	79%
Dec 22	NYG	W	1/1	3	1	0.0	1	1	0	0	66	74%
Jan 1	Dal	W	1/1	3	3	0.0	0	0	0	0	40	71%
Totals			**16/16**	**53**	**34**	**6.5**	**21**	**4**	**1**	**1**	**773**	**76%**

CAREER HIGHLIGHTS (Continued)

2016 - PHILADELPHIA EAGLES (16/16)

- Voted to the **Pro Bowl** for the second time in his career after tying for the 5th-most sacks (6.5) by an NFL defensive tackle, trailing only **Geno Atkins** (9.0), **Aaron Donald** (8.0), **Gerald McCoy** (7.0) and **Leonard Williams** (7.0)
- Posted 1.5 sacks of Redskins **Cousins** vs. Was. (12/11/16), marking his fifth-career multi-sack game
- Named **NFC Defensive Player of the Month** for September 2016 after totaling 3.0 sacks and 1 FF in three contests
- Sacked Steelers QB **Ben Roethlisberger** twice and forced him to fumble once (recovered by **Brandon Graham**) as part of an 8-tackle effort vs. Pit. (9/25/16)
- With a sack of Browns QB **Robert Griffin III** vs. Cle. (9/11/16), became the ninth player since 1982 to record a sack on opening day in at least four of his first five NFL seasons

2015 - PHILADELPHIA EAGLES (16/16)

- Produced career highs with 104 tackles (80 solo), 9.5 sacks and 3 FFs en route to his first-career **Pro Bowl** selection. His 9.5 sacks were the most by an Eagles interior defensive lineman since **Corey Simon** (9.5) in 2000. Also named **second-team All-Pro** by the *Associated Press* for a second straight season

MULTI-SACK GAMES (5)		
Date	Opponent	Sacks
10/11/15	vs. New Orleans Saints (W, 39-17)	3.0
9/25/16	vs. Pittsburgh Steelers (W, 34-3)	2.0
12/26/15	vs. Washington Redskins (L, 24-38)	2.0
12/11/16	vs. Washington Redskins (L, 22-27)	1.5
12/13/12	vs. Cincinnati Bengals (L, 13-34)	1.5

TOUCHDOWNS (2)		
Date	Opponent	TDs
9/10/17	at Washington Redskins (W, 30-17)	20-yard FR
9/7/14	vs. Jacksonville Jaguars (W, 34-17)	17-yard FR

DE VINNY CURRY 75

6-3 | 279 6th Year

BORN: June 30, 1988 (Age 29)

Neptune, New Jersey

Neptune High School

Marshall

D2b-12 (59th overall) by Philadelphia

A lifelong fan of the Philadelphia Eagles, **Vinny Curry** has emerged as a pass-rushing threat in the Eagles defensive line rotation, signing a five-year contract in 2016 that will keep him in Philadelphia through 2020. Selected in the second round in 2012, Curry was named the 2011 Conference USA Defensive Player of the Year as a senior after posting 11 sacks, seven forced fumbles and 22 tackles for a loss.

THREE STEP DROP

First jobs: **Stocking milk in a grocery store at 16 and washing dishes at a nursing home at 17**

Hobbies: **Fashion, bowling, watching movies**

Collects: **Jordans (over 600 pairs)**

Biggest pet peeve: **Clutter**

Person he'd like to have dinner with: **His mother**

If he could play another sport, what position/team: **Point guard, New York Knicks**

Favorite Halloween costume: **The Ultimate Warrior**

Favorite meal: **Crab**

Favorite movie: ***Friday***

Favorite TV show: ***Martin***

Three favorite throwback jerseys: **Jerome Brown, Philadelphia Eagles; Allen Iverson, Philadelphia 76ers; Michael Jordan, Chicago Bulls**

Favorite quote: **"To be the man, you gotta beat the man!" - Ric Flair**

CAREER HIGHLIGHTS

2016 - PHILADELPHIA EAGLES (16/0)

- Produced the fourth-most tackles for loss (six) on the Eagles defense, including 2.5 sacks

2015 - PHILADELPHIA EAGLES (16/0)

- Ranked second on the team with a career-high 21 hurries in 2015
- Notched his second-career multi-sack game when he registered two takedowns of Lions QB **Matthew Stafford** at Det. (11/26/15)

2014 - PHILADELPHIA EAGLES (16/0)

- Finished second on the team with a career-high nine sacks and tied for first with four forced fumbles. Joined **Justin Houston** (22.0-4), **J.J. Watt** (20.5-4), **Ryan Kerrigan** (13.5-5), **Paul Kruger** (11.0-4) and **Robert Quinn** (10.5-5) as the only NFL players to record at least nine sacks and four forced fumbles
- Tallied his second consecutive game with a sack-fumble when he forced Packers QB **Aaron Rodgers** to the ground for a 6-yard loss in the second quarter at GB (11/16/14)
- Recorded a strip-sack of Panthers QB **Cam Newton** vs. Car. (11/10/14), setting a career high with five sacks on the season. Also recovered a fumble to set up a **LeSean McCoy** 1-yard TD run
- Notched his first-career multi-sack game and his fourth sack in three contests when he brought down Giants QB **Eli Manning** twice vs. NYG (10/12/14)

DE VINNY CURRY 75

CURRY'S CAREER STATISTICS																		
			TACKLES					PASS DEFENSE						FUMBLES			DEF SNAPS	
Year	Team	GP/S	Total	Solo	Asst	TFL	Sacks	Int	Yds	Lg	TD	PD	Hur	FF	FR	Yds	No	Pct
2012	Philadelphia	6/0	9	7	2	1.0	0.0	0	0	--	0	0	0	0	0	0	88	8%
2013	Philadelphia	14/0	21	17	4	1.0	4.0	0	0	--	0	5	9	0	0	0	317	26%
2014	Philadelphia	16/0	16	12	4	2.0	9.0	0	0	--	0	0	4	4	1	0	371	32%
2015	Philadelphia	16/0	26	16	10	4.5	3.5	0	0	--	0	0	21	0	0	0	427	35%
2016	Philadelphia	16/0	27	19	8	6.0	2.5	0	0	--	0	0	10	0	0	0	435	43%
2017	Philadelphia	5/5	13	9	4	3.0	1.0	0	0	--	0	0	5	0	0	0	180	60%
Totals		**73/5**	**112**	**80**	**32**	**17.5**	**20.0**	**0**	**0**	**--**	**0**	**5**	**49**	**4**	**1**	**0**	**---**	**---**
PLAYOFFS																		
2013	Philadelphia	1/0	3	1	2	0.0	0.0	0	0	--	0	0	0	0	0	0	14	19%
Totals		**1/0**	**3**	**1**	**2**	**0.0**	**0.0**	**0**	**0**	**--**	**0**	**0**	**0**	**0**	**0**	**0**	**---**	**---**

THE NATURE BOY

When Curry isn't on the field chasing the quarterback or stuffing the run, he can be found watching his favorite pastime - professional wrestling. In fact, two items on his bucket list include becoming a WWE wrestler and competing at WrestleMania.

Curry has only been left starstruck once in his life. At WrestleMania 32, Curry had the rare opportunity to meet his childhood wrestling idol, Ric Flair. In college, Curry even dressed up as his favorite all-time wrestler, Ric Flair, during a press conference.

WE ARE MARSHALL

Curry wears No. 75 in remembrance of the 75 lives that were lost in the 1970 Marshall plane crash. "I want to show appreciation for what Marshall meant to me and the great tradition I was part of."

ALWAYS AN EAGLE

Curry grew up a huge Eagles fan. "It all started with Ricky Watters. I originally wanted to play running back and he was my favorite player. After that, I just loved rooting for them, I have pictures and jerseys all over my house. It was such a special moment for me to get drafted by the team I've rooted for all my life."

MOST MEMORABLE GAME

Grieving the loss of a loved one is a distressing time for anyone and following up a tragic loss with an appearance in an emotionally-charged football game can be overwhelming. As challenging as it was, Curry did just that.

On October 14, 2011, Curry attended his mother's funeral. On October 15, the very next day, he joined his Marshall teammates and defeated conference rival Rice at home, 24-20. Curry had arguably the greatest game of his career as he posted nine tackles, 3.5 sacks and a forced fumble. His performance earned him the FWAA/Bronko Nagurski National Defensive Player of the Week award.

HIGH SCHOOL STANDOUT

Curry was a standout performer at Neptune (NJ) High School, where he garnered first-team All-State, All-Shore, All-County and All-Conference honors. Curry was also named team MVP and team captain at Neptune.

BIRDSEED

Curry is the son of Vincent Curry and Linda Jackson. His mother passed away during his senior year in college after a battle with liver cancer. His Aunt Ginja has been his guardian ever since. "She has been so supportive of me through all the tough times, and has always been there for me."

Curry has five siblings - Shawnda Johnson, Thomas Jackson, Amanda Johnson, Jillisa Curry and Renea Unverzaght.

@MrGetFlee99 @mrgetflee

DE VINNY CURRY 75

2017 GAME-BY-GAME STATISTICS												
Date	Opp		GP/S	Tot	Solo	Sk	Hur	PD	FF	FR	Snaps	Pct
9/10	at Was	W	1/1	1	0	0.0	2	0	0	0	37	59%
9/17	at KC	L	1/1	4	4	0.0	2	0	0	0	33	62%
9/24	NYG	W	1/1	3	1	0.0	0	0	0	0	46	67%
10/1	at LAC	W	1/1	1	0	0.0	0	0	0	0	30	53%
10/8	Ari	W	1/1	4	4	1.0	1	0	0	0	34	57%
10/12	at Car											
10/23	Was											
10/29	SF											
11/5	Den											
11/19	at Dal											
11/26	Chi											
12/3	at Sea											
12/10	at LAR											
12/17	at NYG											
12/25	Oak											
12/31	Dal											
Totals			**5/5**	**13**	**9**	**1.0**	**5**	**0**	**0**	**0**	**180**	**60%**

2016 GAME-BY-GAME STATISTICS												
Date	Opp		GP/S	Tot	Solo	Sk	Hur	PD	FF	FR	Snaps	Pct
Sep 11	Cle	W	1/0	0	0	0.0	1	0	0	0	24	46%
Sep 19	at Chi	W	1/0	2	2	0.0	0	0	0	0	24	46%
Sep 25	Pit	W	1/0	0	0	0.0	2	0	0	0	26	43%
Oct 9	at Det	L	1/0	4	2	1.0	2	0	0	0	16	26%
Oct 16	at Was	L	1/0	2	1	0.0	1	0	0	0	31	42%
Oct 23	Min	W	1/0	0	0	0.0	1	0	0	0	41	54%
Oct 30	at Dal	L	1/0	0	0	0.0	0	0	0	0	32	41%
Nov 6	at NYG	L	1/0	3	2	0.0	0	0	0	0	30	47%
Nov 13	Atl	W	1/0	1	1	0.0	0	0	0	0	26	52%
Nov 20	at Sea	L	1/0	2	1	0.5	1	0	0	0	26	39%
Nov 28	GB	L	1/0	6	4	0.0	1	0	0	0	31	44%
Dec 4	at Cin	L	1/0	1	0	0.0	0	0	0	0	26	41%
Dec 11	Was	L	1/0	1	1	0.0	0	0	0	0	15	31%
Dec 18	at Bal	L	1/0	2	2	0.0	0	0	0	0	28	48%
Dec 22	NYG	W	1/0	1	1	0.0	1	0	0	0	34	38%
Jan 1	Dal	W	1/0	2	2	1.0	0	0	0	0	25	45%
Totals			**16/0**	**27**	**19**	**2.5**	**10**	**0**	**0**	**0**	**435**	**43%**

CAREER HIGHLIGHTS (Continued)

- Registered the first sack-fumble of his career when he chased down Rams QB **Austin Davis** and stripped the ball loose in the second quarter vs. StL (10/5/14)

2013 - PHILADELPHIA EAGLES (14/0)

- Ranked tied for third on the team with four sacks and third with nine QB pressures despite playing in just 26 percent of the team's defensive snaps
- Recorded his first-career sack, bringing down QB Alex Smith for a 6-yard loss in the third quarter vs. KC (9/19/13)

COLLEGE HIGHLIGHTS

- Finished his career with 26 sacks, 49 tackles for a loss and 10 forced fumbles
- Was named Conference USA Defensive Player of the Year in 2011 after posting 11 sacks, 22 tackles for a loss and seven forced fumbles as a senior
- Earned first-team All-Conference USA honors as a junior in 2010, leading all defensive linemen in the nation in tackles with 94 total stops and ranking fifth in the nation with 12 sacks
- Started all 13 games as a sophomore in 2009 and recorded 59 tackles, 8.5 tackles for a loss and 3.5 sacks. Named honorable mention all-conference by the league's coaches
- Made seven appearances during his freshman season in 2008, tallying nine tackles and one forced fumble

TRANSACTIONS

2012 Drafted by PHI in 2nd round (59th overall)
Signed 4-year contract

2/3/16 Signed by PHI to 5-year contract through 2020

CAREER HIGHS		
Total Tackles	6	2x, last: 11/28/16 vs. GB
Solo Tackles	6	11/26/15 at Det.
Sacks	2.0	2x, last: 11/26/15 at Det.
Hurries	4	12/6/15 at NE
PDs	2	12/1/13 vs. Ari.
FFs	1	4x, last: 12/14/14 vs. Dal.
FRs	1	11/10/14 vs. Car.

MULTI-SACK GAMES (2)		
Date	Opponent	Sacks
11/26/15	at Detroit Lions (L, 14-45)	2.0
10/12/14	at New York Giants (W, 27-0)	2.0

CB RONALD DARBY 41

5-11 | 193 3rd Year

BORN: Jan. 2, 1994 (Age 23)

Oxon Hill, Maryland

☆

Potomac High School

Florida State

D2-15 (50th overall) by Buffalo

Acquired: T-Buf-17

PASSES DEFENSED

BILLS SINGLE-SEASON HISTORY

NATE ODOMES
24
1991

RONALD DARBY
21
2015

TERRENCE McGEE
19
2007

NATE CLEMENTS
19
2006

Originally selected by Buffalo in the 2nd round (50th overall) of the 2015 NFL Draft, Ronald Darby was acquired by the Eagles from the Bills in exchange for WR Jordan Matthews and a 2018 3rd-round pick on Aug. 11, 2017. In 2015, Darby was named NFL Defensive Rookie of the Year by *Pro Football Focus* after registering a career-high 21 PDs and 2 INTs. In 30 career games (all starts), Darby has totaled 33 PDs.

CAREER HIGHLIGHTS

2016 - BUFFALO BILLS (14/14)

- Recorded a career-high 69 tackles (60 solo) and added 12 passes defensed
- After batting down a pass at Sea. (11/7/16), became the fastest Bills player to reach 30 career PDs
- Registered a career-high-tying 10 tackles (7 solo) vs. Pit. (12/11/16)

2015 - BUFFALO BILLS (15/15)

- Named the NFL's **Defensive Rookie of the Year** by *Pro Football Focus* and voted to the PFWA **All-Rookie Team** after recording a career-high 21 PDs and 2 INTs
- His rookie-franchise-record 21 PDs ranked 2nd in Bills single-season history, trailing only **Nate Odomes** (24) in 1991
- Led the team with a career-high 10 tackles (all solo), including 1.0 TFL, vs. Mia. (11/8/15)
- Made his NFL debut vs. Ind. (9/13/15) and recorded 6 tackles (5 solo), 2 PDs and 1 INT. Became the first Bill to record an INT in his first-career game since **Donte Whitner** in 2006

CB RONALD DARBY 41

DARBY'S CAREER STATISTICS																		
			TACKLES					PASS DEFENSE						FUMBLES			DEF SNAPS	
Year	Team	GP/S	Total	Solo	Asst	TFL	Sacks	Int	Yds	Lg	TD	PD	Hur	FF	FR	Yds	No	Pct
2015	Buffalo	15/15	68	61	7	3.0	0.0	2	48	27	0	21	0	0	0	0	914	84%
2016	Buffalo	14/14	69	60	9	1.0	0.0	0	0	--	0	12	1	0	0	0	821	77%
2017	Philadelphia	1/1	1	1	0	0.0	0.0	0	0	--	0	0	0	0	0	0	18	7%
Totals		**30/30**	**138**	**122**	**16**	**4.0**	**0.0**	**2**	**48**	**27**	**0**	**33**	**1**	**0**	**0**	**0**	**---**	**---**

CAREER HIGHS		
Total Tackles	10	2x, last: 12/11/16 vs. Pit.
Solo Tackles	10	11/8/15 vs. Mia.
INTs	1	2x, last: 9/27/15 at Mia.
PDs	4	9/27/15 at Mia.

2017 GAME-BY-GAME STATISTICS												
Date	Opp		GP/S	Tot	Solo	Sk	Int	PD	FF	FR	Snaps	Pct
Sep 10	at Was	W	1/1	1	1	0.0	0	0	0	0	18	29%
Sep 17	at KC	L	INACTIVE (ANKLE)									
Sep 24	NYG	W	INACTIVE (ANKLE)									
Oct 1	at LAC	W	INACTIVE (ANKLE)									
Oct 8	Ari	W	INACTIVE (ANKLE)									
Oct 12	at Car											
Oct 23	Was											
Oct 29	SF											
Nov 5	Den											
Nov 19	at Dal											
Nov 26	Chi											
Dec 3	at Sea											
Dec 10	at LAR											
Dec 17	at NYG											
Dec 25	Oak											
Dec 31	Dal											
Totals			**1/1**	**1**	**1**	**0.0**	**0**	**0**	**0**	**0**	**18**	**7%**

COLLEGE HIGHLIGHTS

- Was a three-year standout cornerback at Florida State who started from 2013-14 after capturing the ACC Defensive Rookie of the Year honors in 2012
- Allowed just 9 completions and 0 TDs on 27 targets during 2013 national championship season
- Finished his career with 79 tackles and 16 pass breakups over 42 career games (23 starts). Targeted once every 10.1 snaps, the fewest of any cornerback in the draft
- Started all 14 games at cornerback in 2014. Registered a career-high 43 tackles to go along with 4 PDs and 1 FF
- In 2013, made nine starts and played in all 14 games as a key member of the nation's No. 1 pass defense (156.6 ypg)
- Appeared in all 14 games in 2012 and tied for the team lead with 8 PDs. Saw more action than any other freshman defensive player that season

TRANSACTIONS

2015 Drafted by BUF in 2nd round (50th overall)
Signed 4-year contract

8/11/17 Acquired by PHI from BUF in exchange for WR **Jordan Matthews** and 3rd-round pick in 2018

ALL-WORLD TRACK STAR

Darby has not only excelled on the gridiron during his athletic career, as he was also a track star while in high school. Darby was a member of the USA medley relay team that brough home a gold medal from the 2011 World Youth Championships in France.

BIRDSEED

Darby is the son of Jarina and Ronald Sr. Darby. Darby majored in social science while at Florida State.

@realronalddarby @realronalddarby

CB RASUL DOUGLAS 32

6-2 | 209 Rookie

BORN: Aug. 29, 1995 (Age 22)

East Orange, New Jersey

East Orange High School

West Virginia

D3-17 (99th overall) by Philadelphia



Rasul Douglas (pronounced RAH-sool) was drafted by the Eagles in the 3rd round (99th overall) of the 2017 NFL Draft following a two-year collegiate career at West Virginia. Douglas, who tied for the NCAA lead with 8 INTs as a senior in 2016, registered 78 tackles (55 solo), 9 INTs and 2 FFs in 24 games with the Mountaineers.

MOST INTERCEPTIONS

NCAA PLAYERS IN 2016

Rasul Douglas (WVU)	8
Tarvarus McFadden (FSU)	8
Malik Hooker (Ohio St.)	7
Damontae Kazee (SDSU)	7
Weston Steelhammer (AF)	7
Tedric Thompson (Col.)	7

BIRDSEED

- Is one of seven siblings raised by his grandmother in East Orange, NJ
- Credits his little league baseball coach, Mike Davis, for helping turn his life around. Davis was also the P.A. announcer for East Orange HS and a mentor for at-risk youth. "He was the one who took me out of the streets. He made sure we did what we had to do."
- Nassau Community College had no dorms, so Douglas lived in an apartment eight miles from campus and took the bus to and from school and practice each day. On his own financially, Douglas slept on the floor and battled hunger
- Would wait until the end of the day to eat and often ordered off the dollar menu at McDonald's, eating half of the meal and saving the rest for later. "Every time I eat, I always think I'm making up a meal that I missed in junior college ... It definitely fuels me all the time, just thinking about what I went through, practicing on an empty stomach, going to school on an empty stomach. You can't even focus. So that definitely makes me want to play all-out all the time."

CAREER HIGHLIGHTS

2017 - PHILADELPHIA EAGLES (4/3)

- Made his first career start in Week 3 vs. NYG (9/24/17) and notched the first INT of his pro career when he picked off Giants QB **Eli Manning** in the 2nd quarter. On the pick, ran stride-for-stride down the sideline with Giants WR **Brandon Marshall** and leapt at the 4 yard line to snag the ball. Finished the game with 6 tackles and a pass defensed. Became the first Eagle to record an INT within his first two career games since Nate Allen in 2010
- Played in his first pro game at KC (9/17/17) and was pressed into duty on defense after starting CB Jaylen Watkins suffered a hamstring injury early in the game. Finished the day with a team-high 6 tackles (5 solo) and a pass defensed

COLLEGE HIGHLIGHTS

- Collected first-team All-Big 12 honors as a senior in 2016, when he tied for the NCAA lead with 8 INTs (also Florida State's **Tarvarus McFadden**). Returned an interception 54 yards for a TD in a win vs. Brigham Young (9/24/16)

CB RASUL DOUGLAS 32

DOUGLAS' CAREER STATISTICS																
			TACKLES					PASS DEFENSE					FUMBLES		DEF SNAPS	
Year	Team	GP/S	Total	Solo	Asst	TFL	Sacks	Int	Yds	Lg	TD	PD	FF	FR	No	Pct
2017	Philadelphia	4/3	18	15	3	0.0	0.0	1	0	0	0	4	0	0	185	61%
Totals		**4/3**	**18**	**15**	**3**	**0.0**	**0.0**	**1**	**0**	**0**	**0**	**4**	**0**	**0**	**---**	**---**

2017 GAME-BY-GAME STATISTICS												
Date	Opp		GP/S	Tot	Solo	Sk	Int	PD	FF	FR	Snaps	Pct
Sep 10	at Was	W	INACTIVE									
Sep 17	at KC	L	1/0	6	5	0.0	0	1	0	0	39	74%
Sep 24	NYG	W	1/1	6	5	0.0	1	1	0	0	69	100%
Oct 1	at LAC	W	1/1	3	2	0.0	0	1	0	0	57	100%
Oct 8	Ari	W	1/1	3	3	0.0	0	1	0	0	20	33%
Oct 12	at Car											
Oct 23	Was											
Oct 29	SF											
Nov 5	Den											
Nov 19	at Dal											
Nov 26	Chi											
Dec 3	at Sea											
Dec 10	at LAR											
Dec 17	at NYG											
Dec 25	Oak											
Dec 31	Dal											
Totals			**4/3**	**18**	**15**	**0.0**	**1**	**4**	**0**	**0**	**185**	**61%**

COLLEGE HIGHLIGHTS (Continued)

- Played in 11 games as a junior in 2015, adding depth at cornerback and seeing action on special teams. Recorded his first-career INT with the Mountaineers in a win at Kansas (11/21/15)
- Prior to transferring to West Virginia, played at Nassau Community College (Garden City, NY). Named NJCAA All-American First Team and was selected as a PrepStar JUCO All-American after leading his team to a 10-0 record, No. 6 national ranking and a victory in the Valley of Sun Bowl in 2014

TRANSACTIONS

2017 Drafted by PHI in 3rd round (99th overall)
Signed 4-year contract

CAREER HIGHS		
Total Tackles	6	2x - last: 9/24/17 vs. NYG
Solo Tackles	5	2x - last: 9/24/17 vs. NYG
INTs	1	9/24/17 vs. NYG
PDs	1	4x - last: 10/8/17 vs. Ari.

K JAKE ELLIOTT 4

5-9 | 167 Rookie

BORN: Jan. 21, 1995 (Age 22)

La Grange, Illinois

Lyons Township High School

Memphis

D5a-17 (153rd overall)

by Cincinnati

Acquired: PS-Cin-17

THREE STEP DROP

Hobbies: Golf

First job: Tennis instructor

Bucket list: Going to Australia. "My best friend from college is from there, so I am going to try to visit him. I always wanted to go there."

If he could play another sport, what position/team: Shortstop, Chicago Cubs

Player he models his game after: Fellow Memphis alum Stephen Gostkowski

Favorite meal: Deep dish pizza

Favorite quote: "Success isn't owned. It's rented and rent is due every day."

Originally selected by the Bengals in the 5th round (153rd overall) of the 2017 NFL Draft, **Jake Elliott** was signed by the Eagles from Cincinnati's practice squad following a Week 1 injury to **Caleb Sturgis.** In Week 3 vs. N.Y. Giants, Elliott connected on a franchise-record 61-yard FG to win the game, marking the longest FG ever by a rookie and tying for the 3rd-longest walk-off FG in NFL history. Elliott enjoyed a record-setting career at the University of Memphis and finished among the Top 10 in FBS scoring history by a kicker with 445 career points.

LONGEST FIELD GOAL

EAGLES ALL-TIME HISTORY

Jake Elliott (9/24/17)	61
Tony Franklin (11/12/79)	59
David Akers (9/14/03)	57

LONGEST GAME-ENDING FIELD GOAL

NFL HISTORY

Tom Dempsey (11/8/70)	63
Matt Bryant (10/22/06)	62
Jake Elliott (9/24/17)	61

CAREER HIGHLIGHTS

2017 - PHILADELPHIA EAGLES (4/0)

- Has been successful on 8 consecutive FG attempts, (46, 61, 45, 40, 53, 47, 36, 28). During that stretch, his FGs are averaging 44.5 yards in distance
- Posted career highs with 4 FGs (45, 40, 53, 47) and 14 points at LAC (10/1/17). Became the first Eagles kicker to make 4 FGs of 40+ yards in a single game since **David Akers** on 10/3/04 at Chicago
- Connected on a career-high 4 FGs from 45, 40, 53 and 47 yards in the 26-24 win at L.A. Chargers (10/1/17)
- Named **NFC Special Teams Player of the Week**, **Pepsi NFL Rookie of the Week** and **Castrol Edge Clutch Performer of the Week** for his game-winning effort against the Giants in Week 3

K JAKE ELLIOTT 4

ELLIOTT'S CAREER STATISTICS													
Year	Team	GP	FG-FGA	Pct	Lg	Blk	XP-XPA	Pct	Blk	Pts	KOs	TB	ST
2017	Philadelphia	4	10-12	83.3	61	0	11-11	100.0	0	41	23	14	0
Totals		**4**	**10-12**	**83.3**	**61**	**0**	**11-11**	**100.0**	**0**	**41**	**23**	**14**	**0**

CAREER HIGHS		
FGs	4	10/1/17 at LAC
FG Attempts	4	10/1/17 at LAC
Longest FG	61	9/24/17 vs. NYG
Longest Attempt	61	9/24/17 vs. NYG
PATs	4	10/8/17 vs. Ari.

REGULAR SEASON FG SPLITS			
	FG-FGA	**Pct**	**Lg**
vs. NFC	4-5	80.0%	61
vs. AFC	6-7	85.7%	53
Home	4-5	80.0%	61
Away	6-7	85.7%	53
Turf	--	---	--
Grass	10-12	83.3%	61
Indoors	--	---	--
Outdoors	10-12	83.3%	61
September	4-6	66.7%	61
October	6-6	100.0%	53
November	--	---	--
December	--	---	--
When Tied	1-1	100.0%	61

CAREER HIGHLIGHTS (Continued)

- Kicked a game-winning, franchise-record 61-yard FG as time expired vs. NYG (9/24/17). Converted back-to-back FGs from 46 and 61 yards in the last 51 seconds to erase a 24-21 deficit
- His 61-yard FG vs. NYG was the longest FG ever by a rookie and tied for the 7th-longest FG in NFL history, trailing only **Matt Prater** (64 on 12/8/13 vs. Ten.), **David Akers** (63 on 9/9/12 at GB), **Sebastian Janikowski** (63 on 9/12/11 at Den.), **Jason Elam** (63 on 10/25/98 vs. Jax.), **Tom Dempsey** (63 on 11/8/70 vs. Det.) and **Matt Bryant** (62 on 10/22/06 vs. Phi.). Also tied for the 3rd-longest game-ending FG in NFL history, behind Dempsey and Bryant
- Made his NFL debut at KC (9/17/17), converting 2 of 3 FG attempts from 34 and 40 yards. Booted the Eagles' first successful onside kick since 12/30/12 at NYG (**Alex Henery**)

COLLEGE HIGHLIGHTS

- First player in American Athletic Conference history to earn first-team all-league honors all four years
- Four-time Lou Groza Award semifinalist (top collegiate placekicker), including finalist recognition in 2015
- Totaled school-best 445 career points, topping **Stephen Gostkowski** (369) and **DeAngelo Williams** (362)
- Became the second player in school history to lead the team in scoring all four years, joining K **John Butler** (1986-89)
- During his four seasons (2013-16) at Memphis, ranked 2nd among NCAA kickers in points (445), trailing only **Zane Gonzalez** (492). Also ranked 3rd in made FGs (81), behind Gonzalez (96) and **Andy Phillips** (84), while leading the nation with 10 FGs of 50+ yards in that span

BIRDSEED

Elliott prepped at Lyons Township High School (La Grange, IL), which is located outside of Chicago. Elliott connected on 15 of 21 FGs as a senior, as well as 43 of 44 PATs, en route to being named All-Illinois First Team by the *Chicago Tribune*. As a junior, Elliott went 12 for 13 on FGs and 28 for 28 on PATs.

Elliott was named the 2016 American Athletic Conference Football Scholar-Athlete of the YEar and received a $2,000 scholarship for graduate or professional studies. Elliott was a seven-time Dean's List student, three-time AAC All-Academic Team member and was the recipient of Memphis' Zach Curlin Award as the school's top male student-athlete for 2016-17.

@jake_elliott22

K JAKE ELLIOTT 4

2017 GAME-BY-GAME STATISTICS											
Date	**Opp**		**FG-FGA**	**Pct**	**Lg**	**Blk**	**XP-XPA**	**Pct**	**Blk**	**Pts**	**Kick By Kick**
SIGNED BY EAGLES FROM BENGALS PRACTICE SQUAD (9/12/17)											
Sep 17	at KC	L	2-3	66.7	40	0	2-2	100.0	0	8	(34), 30WL, (40)
Sep 24	NYG	W	2-3	66.7	61	0	3-3	100.0	0	9	52WL, (46), (61)
Oct 1	at LAC	W	4-4	100.0	53	0	2-2	100.0	0	14	(45), (40), (53), (47)
Oct 8	Ari	W	2-2	100.0	36	0	4-4	100.0	0	10	(36), (28)
Oct 12	at Car										
Oct 23	Was										
Oct 29	SF										
Nov 5	Den										
Nov 19	at Dal										
Nov 26	Chi										
Dec 3	at Sea										
Dec 10	at LAR										
Dec 17	at NYG										
Dec 25	Oak										
Dec 31	Dal										
Totals			**10-12**	**83.3**	**61**	**0**	**11-11**	**100.0**	**0**	**41**	

COLLEGE HIGHLIGHTS (Continued)

- Holds school record for longest FG (56 yards) and kicked 4 of the 5 longest FGs in program history (56, 54, 53, 53)
- Career kickoff yardage average was 63.7 yards
- In 2016, totaled 121 points, going 21 for 26 on FGs and 58 of 58 on PATs. Led the AAC in FGs made, FG percentage (80.8%) and PAT percentage (100.0%), while finishing second among kickers in scoring. Recorded eight double-digit scoring games. Recorded 64 touchbacks on 92 kickoffs (69.6%) and helped Memphis rank second in the nation in kick return defense (16.04 yards/return)

TRANSACTIONS

2017	Drafted by CIN in 5th round (153rd overall) *Signed 4-year contract*
9/2/17	Waived by CIN
9/3/17	Signed by CIN to practice squad
9/12/17	Signed by PHI from CIN practice squad

TE ZACH ERTZ 86

6-5 | 250 5th Year

BORN: Nov. 10, 1990 (Age 26)

Danville, California

Monte Vista High School

Stanford

D2-13 (35th overall) by Philadelphia

THREE STEP DROP

Bucket list: **Skydiving**

Talent he'd most like to have: **The ability to read minds**

'Welcome to the NFL' moment: **Seeing Michael Vick in a meeting**

Favorite musician: **Jason Aldean**

Favorite TV shows: ***Game of Thrones*** and ***Homeland***

MULTIPLE GAMES WITH 13+ CATCHES & 100+ YDS

NFL TIGHT ENDS SINCE 1960

4
JASON WITTEN

3
ZACH ERTZ

3
KELLEN WINSLOW SR.

2
TONY GONZALEZ

Originally selected by the Eagles in the 2nd round (35th overall) of the 2013 NFL Draft, Zach Ertz led the team in all receiving categories in 2016 after signing a 5-year contract extension during the offseason. An athletic and intelligent target, Ertz has produced the most receptions and receiving yards ever by an Eagles TE in their first four NFL seasons.

MOST RECEIVING YARDS

EAGLES TEs (FIRST FOUR NFL SEASONS)

Zach Ertz (2013-16)	2,840
Keith Jackson (1988-91)	2,756
Charle Young (1973-76)	2,583
L.J. Smith (2003-06)	1,991

MOST RECEPTIONS

EAGLES TEs (FIRST FOUR NFL SEASONS)

Zach Ertz (2013-16)	247
Keith Jackson (1988-91)	242
Charle Young (1973-76)	197
L.J. Smith (2003-06)	172

CAREER HIGHLIGHTS

- Since entering the league in 2013, ranks 5th among NFL TEs in receiving yards (3,227), trailing only **Greg Olsen** (4,029), **Jimmy Graham** (3,811), **Rob Gronkowski** (3,750), **Delanie Walker** (3,593)
- Has posted the 6th-most receptions (279) by an NFL TE since 2013, behind **Greg Olsen** (317), **Jason Witten** (310), **Jimmy Graham** (305), **Delanie Walker** (303), and **Martellus Bennett** (283)
- Has posted the 2nd-most receptions (110) and receiving yards (1,203) by an NFL TE since 2016, trailing only **Travis Kelce** (114-1,478) in each category
- Has totaled 100 receptions for 1,086 yards (10.9 avg.) and 6 TDs in his last 16 games (since Week 7 in 2016)

TE ZACH ERTZ 86

ERTZ'S CAREER STATISTICS									
			RECEIVING					OFF SNAPS	
Year	Team	GP/S	No	Yards	Avg	Lg	TD	No	Pct
2013	Philadelphia	16/3	36	469	13.0	38	4	450	41%
2014	Philadelphia	16/5	58	702	12.1	35t	3	587	50%
2015	Philadelphia	15/7	75	853	11.4	60	2	790	68%
2016	Philadelphia	14/12	78	816	10.5	30	4	851	75%
2017	Philadelphia	5/5	32	387	12.1	53	2	312	86%
Totals		**66/32**	**279**	**3227**	**11.6**	**60**	**15**	**---**	**---**
PLAYOFFS									
2013	Philadelphia	1/0	3	22	7.3	15	1	23	40%
Totals		**1/0**	**3**	**22**	**7.3**	**15**	**1**	**---**	**---**

ADDITIONAL CAREER STATISTICS

Fumbles/Lost: 3/3 - *2017 (1/1); 2015 (1/1); 2014 (1/1)*

Forced Fumbles: 1 - 11/22/15 vs. TB

CAREER HIGHLIGHTS (Continued)

- Eclipsed 3,000+ receiving yards in just his 63rd career game (9/17/17 at KC). Became the 5th-fastest Eagle to reach 3,000+ yards since the 1970 merger, trailing only **DeSean Jackson** (43, 2008-12), **Mike Quick** (47, 1982-86), **Jeremy Maclin** (52, 2009-14) and **Fred Barnett** (53, 1990-94)
- Produced the most receptions (247) and receiving yards (2,840) by an Eagles TE in his first four NFL seasons

2017 - PHILADELPHIA EAGLES (5/5)

- Leads all NFL TEs in receptions (32), receiving yards (387) and receiving first downs (20)

2017 GAME-BY-GAME STATISTICS										
Date	Opp		GP/S	Rec	Yds	Avg	Lg	TD	Snaps	Pct
Sep 10	at Was	W	1/1	8	93	11.6	23	0	60	88%
Sep 17	at KC	L	1/1	5	97	19.4	53	0	60	83%
Sep 24	NYG	W	1/1	8	55	6.9	12	1	75	99%
Oct 1	at LAC	W	1/1	5	81	16.2	38	0	60	76%
Oct 8	Ari	W	1/1	6	61	10.2	14	1	57	85%
Oct 12	at Car									
Oct 23	Was									
Oct 29	SF									
Nov 5	Den									
Nov 19	at Dal									
Nov 26	Chi									
Dec 3	at Sea									
Dec 10	at LAR									
Dec 17	at NYG									
Dec 25	Oak									
Dec 31	Dal									
Totals			**5/5**	**32**	**387**	**12.1**	**53**	**2**	**312**	**86%**

MOTHER KNOWS BEST

Ertz began playing football as a left tackle in the 7th grade for the T-Birds, a Pop Warner team in Danville, CA. "I hated it. I actually didn't play in the 8th grade. But my mom convinced me to play my freshman year of high school, and the rest is history."

HIGH SCHOOL STANDOUT

Ertz graduated from Monte Vista HS (Danville, CA), where he was a first-team all-state selection as a senior after catching 56 passes for 756 yards and 14 TDs. In addition to garnering All-Northern California first-team honors from *NorCalPreps.com*, first-team All-Metro honors from the *San Francisco Chronicle*, All-East Bay honors from the *Contra Costa Times* and first-team All-East Bay Athletic League honors following his senior season, Ertz was named the 2008 *Cal-Hi Sports* North Coast Section Scholar Athlete of the Year.

Ertz also played high school basketball with Mark Appel, who was selected by the Houston Astros with the No. 1-overall pick in the 2013 MLB Draft and now plays in the Phillies organization. Their basketball team went 32-4 and lost in the NorCal finals. Ertz was a center and Appel was a small forward.

THE NEWLYWEDS

Ertz and his wife, Julie, who is a star defender on the U.S. Women's National Soccer team, got married in the 2017 offseason. They couple was also featured in *ESPN Magazine*'s "The Body Issue."

@ZERTZ_86 @zachertz

TE ZACH ERTZ 86

2016 GAME-BY-GAME STATISTICS										
Date	**Opp**		**GP/S**	**Rec**	**Yds**	**Avg**	**Lg**	**TD**	**Snaps**	**Pct**
Sep 11	Cle	W	1/1	6	58	9.7	15	0	60	78%
Sep 19	at Chi	W	INACTIVE (RIB)							
Sep 25	Pit	W	INACTIVE (RIB)							
Oct 9	at Det	L	1/1	3	37	12.3	21	0	52	85%
Oct 16	at Was	L	1/1	1	22	22.0	22	0	46	88%
Oct 23	Min	W	1/1	1	14	14.0	14	0	48	83%
Oct 30	at Dal	L	1/1	4	19	4.8	11	0	63	81%
Nov 6	at NYG	L	1/1	8	97	12.1	30	0	62	83%
Nov 13	Atl	W	1/1	6	55	9.2	18	0	59	75%
Nov 20	at Sea	L	1/1	6	35	5.8	11	1	70	88%
Nov 28	GB	L	1/1	3	36	12.0	16	0	55	93%
Dec 4	at Cin	L	1/0	9	79	8.8	20	1	70	88%
Dec 11	Was	L	1/1	10	112	11.2	29	0	67	86%
Dec 18	at Bal	L	1/1	6	80	13.3	24	0	81	93%
Dec 22	NYG	W	1/1	2	33	16.5	19	0	48	86%
Jan 1	Dal	W	1/0	13	139	10.7	20t	2	70	92%
Totals			**14/12**	**78**	**816**	**10.5**	**30**	**4**	**851**	**75%**

2015 GAME-BY-GAME STATISTICS										
Date	**Opp**		**GP/S**	**Rec**	**Yds**	**Avg**	**Lg**	**TD**	**Snaps**	**Pct**
Sep 14	at Atl	L	1/0	3	46	15.3	21	0	52	70%
Sep 20	Dal	L	1/0	3	17	5.7	9	0	40	65%
Sep 27	at NYJ	W	1/0	2	30	15.0	21	0	38	52%
Oct 4	at Was	L	1/1	2	11	5.5	7	0	38	68%
Oct 11	NO	W	1/0	5	60	12.0	21	0	56	67%
Oct 19	NYG	W	1/1	4	43	10.8	17	0	67	86%
Oct 25	at Car	L	1/1	5	63	12.6	24	0	75	90%
Nov 8	at Dal	W	1/1	5	44	8.8	27	0	59	81%
Nov 15	Mia	L	1/0	7	68	9.7	27	0	76	79%
Nov 22	TB	L	1/1	2	12	6.0	7	0	14	20%
Nov 26	at Det	L	0/0	INACTIVE (CONCUSSION)						
Dec 6	at NE	W	1/1	2	9	4.5	5t	1	53	87%
Dec 13	Buf	W	1/0	5	98	19.6	41	0	60	78%
Dec 20	Ari	L	1/0	8	78	9.8	22t	1	49	77%
Dec 26	Was	L	1/1	13	122	9.4	17	0	64	79%
Jan 3	at NYG	W	1/0	9	152	16.9	60	0	49	74%
Totals			**15/7**	**75**	**853**	**11.4**	**60**	**2**	**790**	**68%**

CAREER HIGHS		
Receptions	15	12/20/14 at Was.
Receiving Yards	152	1/3/16 at NYG
Receiving Long	60	1/3/16 at NYG
Receiving TDs	2	2x, last: 1/1/17 vs. Dal.

100+ YARD GAMES (5)				
Date	**Opponent**	**Yards**	**Rec**	**TDs**
1/3/16	at New York Giants (W, 35-30)	152	9	0
1/1/17	vs. Dallas Cowboys (W, 27-13)	139	13	2
12/26/15	vs. Washington Redskins (L, 24-38)	122	13	0
12/20/14	at Washington Redskins (L, 24-27)	115	15	0
12/11/16	vs. Washington Redskins (L, 22-27)	112	10	0

MULTI-TOUCHDOWN GAMES (2)		
Date	**Opponent**	**TDs**
1/1/17	vs. Dallas Cowboys (W, 27-13)	2
12/1/13	vs. Arizona Cardinals (W, 24-21)	2

GREEN & SILVER SLUGGER

Ertz captured the Eagles annual batting practice competition title at Citizens Bank Park in 2016, winning a hotly-contested final round over fellow Eagles TE Trey Burton. Other participants were 2015 champion Jon Dorenbos, head coach Doug Pederson, Bennie Logan, Chris Maragos, Donnie Jones and Chase Daniel.

HOLIDAY SPIRIT

Ertz partners annually with Bringing Hope Home's Adopt-A-Family program during the holiday season and does all of a family's holiday shopping. He also hosts the family at a home game, where he hands out presents and gives a tour of the locker room.

BIRDSEED

Ertz is the son of Lisa and Douglas, and has three younger brothers: Shane, Nic and Jackson. Lisa is an office manager and legal assistant, and Doug is a software salesman. Ertz also has a Bernese Mountain dog named Apollo.

His father, Douglas, played football at Lehigh University from 1981-84 and his uncle, Davis, played baseball at the University of Vermont from 1970-72.

Ertz earned his bachelor's degree in management science and engineering at Stanford.

QB NICK FOLES 9

6-6 | 243 6th Year

BORN: Jan. 20, 1989 (Age 28)

PRO BOWL 2014

Austin, Texas

Westlake High School

Arizona

D3-12 (88th overall) by Philadelphia

Acquired: FA (KC) 2017

Originally a 3rd-round draft choice (88th overall) by the Eagles in the 2012 NFL Draft, **Nick Foles** spent the first three seasons of his pro career with Philadelphia prior to stints with St. Louis (2015) and Kansas City (2016). The Eagles' all-time leader in passer rating (94.2), Foles has completed 776-of-1,285 (60.4%) attempts for 9,215 yards, 56 TDs and an 88.2 passer rating in 42 career games (36 starts).

7 PASSING TDs

NFL SINGLE-GAME HISTORY

DREW BREES
11/1/15 VS. NYG

NICK FOLES
11/3/13 at Oak.

PEYTON MANNING
9/5/13 vs. Bal.

JOE KAPP
9/28/69 vs. Bal.

Y.A. TITTLE
10/28/62 vs. Was.

GEORGE BLANDA
11/19/61 vs. NYT

ADRIAN BURK
10/17/54 at Was.

SID LUCKMAN
11/43/43 at NYG

PASSER RATING

EAGLES ALL-TIME HISTORY

94.2	Nick Foles (2012-14, 17)
87.7	Michael Vick (2009-13)
86.5	Donovan McNabb (1999-2009)

27-2

Foles enjoyed a breakout season in 2013, throwing 27 TDs against 2 INTs for a 119.2 passer rating.

His 13.5 TD-INT ratio in 2013 ranks 2nd in NFL single-season history, trailing only Tom Brady in 2016 (14.0 - 28 TDs, 2 INTs).

His 19 TDs to start a season without an INT were the 2nd-most in NFL history, behind Peyton Manning (20 in 2013).

Became the first Eagle to lead the league in passer rating since Tommy Thompson in 1949.

CAREER HIGHLIGHTS

- Produced a 94.2 passer rating with the Eagles from 2012-14, which ranks 1st in all-time team history (min. 500 attempts)
- Also owns the 3rd-best career completion percentage (61.6%) in Eagles history, trailing only **Sam Bradford** (65.0%) and **Carson Wentz** (62.4) (min. 500 attempts)

2016 - KANSAS CITY CHIEFS (3/1)

- Saw action in three games (one start) as a back-up to QB **Alex Smith**. Completed 36-of-55 (65.5%) attempts for 410 yards, 3 TDs, 0 INTs and a 105.9 passer rating

2015 - ST. LOUIS RAMS (11/11)

- Started a career-high 11 games
- Tied a career-long with a 68-yard pass to **Stedman Bailey** at GB (10/11/15)

QB NICK FOLES 9

FOLES' CAREER STATISTICS																			
			PASSING										RUSHING					OFF SNAPS	
Year	Team	GP/S	Att	Cmp	Pct	Yds	Y/A	TD	Int	Lg	Sk/Yd	Rate	Att	Yds	Avg	Lg	TD	No	Pct
2012	Philadelphia	7/6	265	161	60.8	1699	6.4	6	5	46	20/131	79.1	11	42	3.8	14	1	454	40%
2013	Philadelphia	13/10	317	203	64.0	2891	9.1	27	2	63t	28/173	119.2	57	221	3.9	21	3	702	64%
2014	Philadelphia	8/8	311	186	59.8	2163	7.0	13	10	68t	9/74	81.4	16	68	4.3	14	0	545	46%
2015	St. Louis	11/11	337	190	56.4	2052	6.1	7	10	68	14/98	69.0	17	20	1.2	10	1	653	68%
2016	Kansas City	3/1	55	36	65.5	410	7.5	3	0	49	4/34	105.9	4	-4	-1.0	-1	0	106	10%
2017	Philadelphia	0/0	0	0	---	0	--	0	0	--	0/0	---	0	0	---	--	0	0	0%
Totals		**42/36**	**1285**	**776**	**60.4**	**9215**	**7.2**	**56**	**27**	**68t**	**75/510**	**88.1**	**105**	**347**	**3.3**	**21**	**5**	**---**	**---**
PLAYOFFS																			
2013	Philadelphia	1/1	33	23	69.7	195	5.9	2	0	40	2/19	105.0	1	3	3.0	3	0	58	100%
2016	Kansas City	0/0	0	0	---	0	---	0	0	--	0/0	---	0	0	---	--	0	---	---
Totals		**1/1**	**33**	**23**	**69.7**	**195**	**5.9**	**2**	**0**	**40**	**2/19**	**105.0**	**1**	**3**	**3.0**	**3**	**0**	**---**	**---**
ADDITIONAL CAREER STATISTICS																			
Fumbles/Lost: 21/10 - *2012 (8/3); 2013 (4/2); 2014 (4/3); 2015 (5/2)*																			

CAREER HIGHLIGHTS (Continued)

2014 - PHILADELPHIA EAGLES (8/8)

- Posted his third career 400+ yard performance (411) while setting career highs with 62 attempts and 36 completions at Ari. (10/26/14)
- Became the sixth QB since 1950 to throw for 320+ yards in each of the first three games of the season (322 - 9/7/14 vs. Jax.; 331 - 9/15/14 at Ind.; 325 - 9/21/14 vs. Was.), joining **Drew Brees** (2013), **Robert Griffin III** (2013), **Tom Brady** (2011), **Kurt Warner** (2000) and **Drew Bledsoe** (1994)
- Threw for 322 yards, including a career-long, 68-yard TD pass to **Jeremy Maclin**, in a comeback win vs. Jax. (9/7/14)

2013 - PHILADELPHIA EAGLES (13/10, Playoffs: 1/1)

- Enjoyed a breakout season in 2013, completing 203-of-317 (64.0%) attempts for 2,891 yards, 27 TDs, 2 INTs and a 119.2 passer rating in only 10 starts. Earned a spot in the **2014 Pro Bowl** and was named the game's Most Valuable Player

BORN INTO FOOTBALL

Growing up in Austin, TX, Foles claims he has been in a football-thirsty environment his whole life. "High school football was the big thing growing up in Austin. Friday Night Lights, the whole deal. I was thrown right in it and loved it."

In fact, there is a baby picture of Foles after he was born with a football in his hands. "It's actually pretty funny because in that picture I'm using the same grip on the ball as I do now."

BIRDSEED

Foles married his wife, Tori, in the 2014 offseason. Tori played volleyball at Arizona and is the sister of former Eagles TE Evan Moore. Foles is the son of Larry and Melissa, who both are in the restaurant business. He has two sisters: Lacey and Katie.

Foles was a roommate of Brent Celek's brother, Garrett, as a freshman at Michigan State.

DUAL-SPORT ATHLETE

Foles starred at Westlake HS (Austin, TX), where he set school career records for passing yards (5,658) and TDs (56), breaking marks previously held by Drew Brees. Foles was teammates with Ravens K Justin Tucker at Westlake.

Additionally, Foles was also a three-year starter and two-time MVP for Westlake's basketball team, averaging 15 points and 11 rebounds in 2005-06 while earning all-district honors. He was recruited by numerous Division I basketball programs.

STILL MENTORING

While at Arizona, Foles served as a mentor to four brothers (Aaron, Jose, Chris and Anthony) from an underprivileged home in Tucson. "I'd spend time with them every weekend. It was a great experience for me. I still mentor and talk to them and help them in any way I can."

@NFoles_9

QB NICK FOLES 9

2017 GAME-BY-GAME STATISTICS

			PASSING											RUSHING					SNAPS	
Date	**Opp**		**GP/S**	**Att**	**Cmp**	**Pct**	**Yds**	**Y/A**	**TD**	**Int**	**Lg**	**Sk/Yds**	**Rat**	**Att**	**Yds**	**Avg**	**Lg**	**TD**	**No**	**Pct**
Sep 10	at Was	W	DID NOT PLAY																	
Sep 17	at KC	L	DID NOT PLAY																	
Sep 24	NYG	W	DID NOT PLAY																	
Oct 1	at LAC	W	DID NOT PLAY																	
Oct 8	Ari	W	DID NOT PLAY																	
Oct 12	at Car																			
Oct 23	Was																			
Oct 29	SF																			
Nov 5	Den																			
Nov 19	at Dal																			
Nov 26	Chi																			
Dec 3	at Sea																			
Dec 10	at LAR																			
Dec 17	at NYG																			
Dec 25	Oak																			
Dec 31	Dal																			
Totals			**0/0**	**0**	**0**	**---**	**0**	**--**	**0**	**0**	**--**	**0/0**	**---**	**0**	**0**	**---**	**--**	**0**	**0**	**0%**

CAREER HIGHS

Pass Attempts	62	10/26/14 at Ari.
Completions	36	10/26/14 at Ari.
Passing Yards	428	12/15/13 at Min.
Yards/Attempt	14.5	11/3/13 at Oak.
Passing Long	68	2x, last: 10/11/15 at GB
Passing TDs	7	11/3/13 at Oak.
Completion %	84.0	12/22/13 vs. Chi.
Passer Rating	158.3	11/3/13 at Oak.
Rush Attempts	9	2x, last: 12/1/13 vs. Ari.
Rushing Yards	47	11/17/13 vs. Was.
Rushing Long	21	12/15/13 at Min.
Rushing TDs	1	5x, last: 9/13/15 vs. Sea.

300+ YARD GAMES (8)

Date	Opponent	Yards
12/15/13	at Minnesota Vikings (L, 30-48)	428
10/26/14	at Arizona Cardinals (L, 20-24)	411
11/3/13	at Oakland Raiders (W, 49-20)	406
12/9/12	at Tampa Bay Buccaneers (W, 23-21)	381
12/23/12	vs. Washington Redskins (L, 20-27)	345
9/15/14	at Indianapolis Colts (W, 30-27)	331
9/21/14	vs. Washington Redskins (W, 37-34)	325
9/7/14	vs. Jacksonville Jaguars (W, 34-17)	322

CAREER HIGHLIGHTS (Continued)

- Produced the best TD-INT ratio (27 TDs, 2 INTs) in NFL history in 2013. Is the only player in NFL history to record 20+ TDs with fewer than 2 INTs. Joined **Tom Brady** (36 TDs, 4 INTs in 2010) as the only QBs in NFL history to register 25+ TDs with fewer than 5 INTs in a single season
- Posted the 3rd-lowest INT percentage (0.63) in NFL history in 2013. His 19 TDs to start a season without an INT were the 2nd-most in NFL history, behind **Peyton Manning** (20 in 2013). Set an Eagles franchise record with 237 attempts without an INT (12/23/12-12/8/13)
- Also led the NFL in passer rating (119.2), yards per attempt (9.1) and TD percentage (8.5) in 2013. Became the first Eagle to lead the league in passer rating since **Tommy Thompson** in 1949
- His nine games with a 100+ passer rating in 2013 tied a franchise record (**Donovan McNabb** in 2004) and ranked 2nd in the NFL, trailing only **Peyton Manning** (10)
- In his first career playoff start vs. NO (1/4/14), completed 69.7% (23-of-33) of his passes for 195 yards, 2 TDs and a 105.0 passer rating
- Helped the Eagles clinch the NFC East title with a 124.4 passer rating at Dal. (12/29/13). Completed 17-of-26 (65.4%) attempts for 263 yards and 2 TDs
- Set a franchise record with an 84.0% (21-of-25) completion percentage vs. Chi. (12/22/13), along with 230 yards, 2 TDs and a 131.7 passer rating
- Threw for a career-high 428 yards at Min. (12/15/13)

WR SHELTON GIBSON 18

5-11 | 191 Rookie

BORN: March 20, 1995 (Age 22)

Cleveland, Ohio

Cleveland Heights High School

West Virginia

D5a-17 (166th overall) by Philadelphia

Shelton Gibson was selected by the Eagles in the 5th round (166th overall) of the 2017 NFL Draft. Gibson, who excelled as a receiver and kick returner during his three-year career at West Virginia, earned second-team All-Big 12 honors after totaling 43 receptions for 951 yards (22.1 avg.) and 8 TDs as a junior in 2016. In his sophomore campaign in 2015, Gibson registered 37 catches for 887 yards (24.0 avg.) and a career-high 9 TDs.

RECEIVING AVERAGE

NCAA PLAYERS (2015-16)

Jalen Robinette	26.2
Shelton Gibson	23.0
Mack Hollins	22.9
Chris Moore	21.8
Bryce Treggs	21.2

BIRDSEED

- Is the son of Shalett and Shelton Gibson. Has four siblings. Majored in multidisciplinary studies at West Virginia
- Prepped at Cleveland Heights HS (Cleveland, OH), where he finished with 700 receiving yards as a senior while scoring as a receiver, rusher, kickoff returner, punt returner and passed for a TD. Named No. 6 on the 2012 Cleveland Plain Dealer Top 50 Northeast Ohio football players. Also played in the U.S. Army All-American Bowl
- Grabbed 27 passes for 518 yards and 4 TDs as a junior in 2011. Recorded 45 receptions for 532 yards and 21 TDs as a sophomore
- Also lettered in track and field, participating in sprints and relays

COLLEGE HIGHLIGHTS

- Appeared in 38 games during his three-year career at West Virginia, where he amassed 84 receptions for 1,898 yards (22.6 avg.) and 17 TDs. Also had 53 kickoff returns for 1,244 yards (23.5 avg.) and 1 TD, including a 100-yard kick return TD
- Ranked 4th in the nation with 22.1 yards per reception as a junior in 2016, trailing only **Jalen Robinette** (27.4, Air Force), **Jester Weah** (24.2, Pittsburgh) and **Jaylen Smith** (22.2, Louisville). Registered career highs in receptions (43) and receiving yards (951) en route to second-team All-Big 12 honors
- Earned All-Big 12 Honorable Mention as a sophomore in 2015 after ranking 2nd in the nation with 23.97 yards per reception, trailing only current Eagles teammate **Mack Hollins** (24.8, North Carolina). Produced 37 catches for 887 yards and a career-high 9 TDs. Returned 11 kickoffs for 361 yards (32.8 avg.), including a 100-yard TD at Baylor (10/17/15)

Among NCAA players with at least 20.0 yards per reception from 2015-16 (min. 40 receptions), Gibson ranks 1st with 17 TDs.

WR SHELTON GIBSON 18

2017 GAME-BY-GAME STATISTICS										
Date	**Opp**		**GP/S**	**Rec**	**Yds**	**Avg**	**Lg**	**TD**	**Snaps**	**Pct**
9/10	at Was	W	0/0	INACTIVE						
9/17	at KC	L	0/0	INACTIVE						
9/24	NYG	W	0/0	INACTIVE						
10/1	at LAC	W	0/0	INACTIVE						
10/8	Ari	W	0/0	INACTIVE						
10/12	at Car									
10/23	Was									
10/29	SF									
11/5	Den									
11/19	at Dal									
11/26	Chi									
12/3	at Sea									
12/10	at LAR									
12/17	at NYG									
12/25	Oak									
12/31	Dal									
Totals			**0/0**	**0**	**0**	**---**	**--**	**0**	**0**	**0%**

GIBSON'S CAREER STATISTICS										
			RECEIVING					**OFF SNAPS**		**ST**
Year	**Team**	**GP/S**	**No**	**Yards**	**Avg**	**Lg**	**TD**	**No**	**Pct**	**T**
2017	Philadelphia	0/0	0	0	---	--	0	0	0%	0
Totals		**0/0**	**0**	**0**	**---**	**--**	**0**	**---**	**---**	**0**

TRANSACTIONS

2017 Drafted by PHI in 5th round (166th overall)
Signed 4-year contract

LB NAJEE GOODE 52

6-0 | 244 6th Year

BORN: June 4, 1989 (Age 28)



West Virginia
D5-12 (140th overall)
by Tampa Bay
Acquired: W (TB) 2013

Najee Goode provides the Eagles with quality depth at linebacker and is a standout on special teams. In 2016, Goode recorded 12 special teams tackles to finish second on the team. The year before, Goode rebounded from a pectoral injury suffered in 2014, to play 349 snaps on special teams (70 percent) and finish third on the team in special teams tackles (12). A two-time team captain at West Virginia, Goode finished his college career with 157 tackles, including 22.5 TFLs, 8.0 sacks, 2 INTs, 2 FFs and 2 FRs.

SPECIAL TEAMS TACKLES

EAGLES PLAYERS SINCE 2015

Chris Maragos	33
Trey Burton	28
Najee Goode	25

EAGLES PLAYERS IN 2016

Chris Maragos	13
Najee Goode	12
Mychal Kendricks	9

THREE STEP DROP

Hobbies: Drawing and working on cars

Best player he has faced: Tom Brady

Funniest Eagle: Lane Johnson

If he could play another sport: Striker for Manchester United

Bucket list: H.A.L.O. jump -- a 30,000 ft. skydive at a small landing target

First job: Worked at a cheese factory where he packed and wrapped cheese

Strangest food he likes to eat: Sardines with jalapenos and pineapple

Favorite athlete as a kid: His father, John Goode

Favorite athlete to watch now: Usain Bolt

CAREER HIGHLIGHTS

2016 - PHILADELPHIA EAGLES (16/0)

- Finished 2nd on the Eagles with 12 special teams tackles. Tallied an Eagles single-game season-high 3 special teams tackles at NYG (11/6/16)

2015 - PHILADELPHIA EAGLES (14/0)

- Despite signing to the Eagles 53-man roster in Week 3, finished the year ranked 3rd with 12 special teams tackles
- Scored second TD of his career when he returned a blocked punt by S **Chris Maragos** for a score at NE (12/6/15). His TD tied the game at 14-14 before halftime and helped propel the Birds to a 35-28 win over the previously 10-1 Patriots

LB NAJEE GOODE 52

GOODE'S CAREER STATISTICS																			
			TACKLES					PASS DEFENSE						FUMBLES			DEF SNAPS		ST
Year	Team	GP/S	Total	Solo	Asst	TFL	Sacks	Int	Yds	Lg	TD	PD	Hur	FF	FR	Yds	No	Pct	No
2012	Tampa Bay	3/0	0	0	0	0.0	0.0	0	0	--	0	0	0	0	0	0	3	0%	0
2013	Philadelphia	14/1	18	11	7	0.0	1.0	0	0	--	0	2	0	0	1	2	190	16%	8
2014	Philadelphia	1/0	0	0	0	0.0	0.0	0	0	--	0	0	0	0	0	0	0	0%	0
2015	Philadelphia	14/0	5	5	0	0.0	0.0	0	0	--	0	1	0	0	0	0	37	3%	12
2016	Philadelphia	16/0	0	0	0	0.0	0.0	0	0	--	0	0	0	0	0	0	2	0%	12
2017	Philadelphia	5/0	0	0	0	0.0	0.0	0	0	--	0	0	0	0	0	0	21	7%	1
Totals		**53/1**	**23**	**16**	**7**	**0.0**	**1.0**	**0**	**0**	**--**	**0**	**3**	**0**	**0**	**1**	**2**	**---**	**---**	**33**
PLAYOFFS																			
2013	Philadelphia	1/0	0	0	0	0.0	0.0	0	0	--	0	0	0	0	0	0	0	0%	0
Totals		**1/0**	**0**	**0**	**0**	**0.0**	**0.0**	**0**	**0**	**--**	**0**	**0**	**0**	**0**	**0**	**0**	**---**	**---**	**0**

CAREER HIGHLIGHTS (Continued)

2013 - PHILADELPHIA EAGLES (14/1, Playoffs: 1/0)

- Recorded his first-career sack, taking down Redskins QB **Robert Griffin III** in his first-career start vs. Was. (11/17/13). Also notched six tackles and two passes defensed in the contest
- Recovered a mishandled long snap at the Giants 2-yard line and ran it in for his first-career touchdown vs. NYG (10/27/13)

TOUCHDOWNS		
Date	Opponent	TDs
12/6/15	at New England Patriots (W, 35-28)	Blocked Punt
10/27/13	vs. New York Giants (L, 7-15)	Fumble Recovery

CAREER HIGHS		
Total Tackles	6	11/17/13 vs. Was.
Solo Tackles	5	11/17/13 vs. Was.

BORN TO BE A BIRD

Najee and his father, John Goode, are the first father-son duo to take snaps for the Eagles. John played in 14 games for the Eagles in 1985. Said Najee: "When I signed with the Eagles my father told me that the fans are extremely passionate about their sports. He said I should enjoy the moment and just make plays ... I was 4 years old and I knew the Eagles chant - E-A-G-L-E-S, EAGLES! I used to hear my dad do it all the time."

VeePiO VENTURE

Goode serves as an advisor for a tech company called VeePiO which functions as the world's first real-time monetization platform for interactive social video. VeePiO allows content creators to make interactive videos that reveal pictures, comments, and the ability to purchase anything a viewer sees - simply by touching or clicking the screen. For more information visit: **Veep.io**.

BOUNCING BACK

Goode's football career almost ended before it began after he broke his femur as a freshman in high school. "I remember it to this day," said Goode. "It was on a screen play. The doctors told me I would never be able to play football again because the injury was right on my growth plate."After surgery and months of rehab, Goode beat the odds and returned to the field for the end of his sophomore season. "That year sitting out was very tough for me. I'm just so happy everything worked out."

BIRDSEED

Goode attended Benedictine High School in Cleveland where he was a dual-threat QB and a LB. He also lettered in track and field, where he won the Division II state title in the discus with a school-record toss of 172'01."

Goode is the son of Fatimah and John Goode. His first child, daughter, Lillianna, was born in June 2016. He also has a dog named Titan.

Goode earned his degree in industrial engineering.

@All_Goode53 @all_goode52

LB NAJEE GOODE 52

2017 GAME-BY-GAME STATISTICS												
Date	Opp		GP/S	Tot	Solo	Sk	Int	PD	FF	FR	Snaps	Pct
9/10	at Was	W	1/0	0	0	0.0	0	0	0	0	0	0%
9/17	at KC	L	1/0	0	0	0.0	0	0	0	0	1	2%
9/24	NYG	W	1/0	0	0	0.0	0	0	0	0	12	17%
10/1	at LAC	W	1/0	0	0	0.0	0	0	0	0	0	0%
10/8	Ari	W	1/0	0	0	0.0	0	0	0	0	8	13%
10/12	at Car											
10/23	Was											
10/29	SF											
11/5	Den											
11/19	at Dal											
11/26	Chi											
12/3	at Sea											
12/10	at LAR											
12/17	at NYG											
12/25	Oak											
12/31	Dal											
Totals			**5/0**	**0**	**0**	**0.0**	**0**	**0**	**0**	**0**	**21**	**7%**

2016 GAME-BY-GAME STATISTICS												
Date	Opp		GP/S	Tot	Solo	Sk	Int	PD	FF	FR	Snaps	Pct
Sep 11	Cle	W	1/0	0	0	0.0	0	0	0	0	1	2%
Sep 19	at Chi	W	1/0	0	0	0.0	0	0	0	0	0	0%
Sep 25	Pit	W	1/0	0	0	0.0	0	0	0	0	1	2%
Oct 9	at Det	L	1/0	0	0	0.0	0	0	0	0	0	0%
Oct 16	at Was	L	1/0	0	0	0.0	0	0	0	0	0	0%
Oct 23	Min	W	1/0	0	0	0.0	0	0	0	0	0	0%
Oct 30	at Dal	L	1/0	0	0	0.0	0	0	0	0	0	0%
Nov 6	at NYG	L	1/0	0	0	0.0	0	0	0	0	0	0%
Nov 13	Atl	W	1/0	0	0	0.0	0	0	0	0	0	0%
Nov 20	at Sea	L	1/0	0	0	0.0	0	0	0	0	0	0%
Nov 28	GB	L	1/0	0	0	0.0	0	0	0	0	0	0%
Dec 4	at Cin	L	1/0	0	0	0.0	0	0	0	0	0	0%
Dec 11	Was	L	1/0	0	0	0.0	0	0	0	0	0	0%
Dec 18	at Bal	L	1/0	0	0	0.0	0	0	0	0	0	0%
Dec 22	NYG	W	1/0	0	0	0.0	0	0	0	0	0	0%
Jan 1	Dal	W	1/0	0	0	0.0	0	0	0	0	0	0%
Totals			**16/0**	**0**	**0**	**0.0**	**0**	**0**	**0**	**0**	**2**	**0%**

2015 GAME-BY-GAME STATISTICS												
Date	Opp		GP/S	Tot	Solo	Sk	Int	PD	FF	FR	Snaps	Pct
SIGNED TO THE EAGLES 53-MAN ROSTER (9/22)												
Sep 27	at NYJ	W	1/0	1	1	0.0	0	0	0	0	4	5%
Oct 4	at Was	L	1/0	0	0	0.0	0	0	0	0	0	0%
Oct 11	NO	W	1/0	3	3	0.0	0	0	0	0	14	20%
Oct 19	NYG	W	1/0	1	1	0.0	0	1	0	0	8	12%
Oct 25	at Car	L	1/0	0	0	0.0	0	0	0	0	1	2%
Nov 8	at Dal	W	1/0	0	0	0.0	0	0	0	0	0	0%
Nov 15	Mia	L	1/0	0	0	0.0	0	0	0	0	0	0%
Nov 22	TB	L	1/0	0	0	0.0	0	0	0	0	0	0%
Nov 26	at Det	L	1/0	0	0	0.0	0	0	0	0	0	0%
Dec 6	at NE	W	1/0	0	0	0.0	0	0	0	0	0	0%
Dec 13	Buf	W	1/0	0	0	0.0	0	0	0	0	0	0%
Dec 20	Ari	L	1/0	0	0	0.0	0	0	0	0	0	0%
Dec 26	Was	L	1/0	0	0	0.0	0	0	0	0	0	0%
Jan 3	at NYG	W	1/0	0	0	0.0	0	0	0	0	10	12%
Totals			**14/0**	**5**	**5**	**0.0**	**0**	**1**	**0**	**0**	**37**	**3%**

2014 GAME-BY-GAME STATISTICS												
Date	Opp		GP/S	Tot	Solo	Sk	Int	PD	FF	FR	Snaps	Pct
Sep 7	Jax	W	1/0	0	0	0.0	0	0	0	0	0	0%
PLACED ON INJURED RESERVE (PECTORAL) ON 9/9												
Totals			**1/0**	**0**	**0**	**0.0**	**0**	**0**	**0**	**0**	**0**	**0%**

COLLEGE HIGHLIGHTS

- Appeared in a West Virginia-record 52 games (25 starts) and totaled 157 tackles, 22.5 TFLs, 8.0 sacks, 2 INTs, 2 FFs and 2 FRs. Served as team captain as a junior and a senior
- Earned first-team All-Big East accolades following his senior season and led the team with 87 tackles and 15 TFLs, while finishing 3rd on the team in sacks with 5.0. Also recorded 1 FF, 1 FR and 2 INTs
- Played in 12 games (11 starts) as a junior and ranked eighth on the team with 47 tackles, including 8.5 tackles for loss
- Saw action in all 13 games (one start) as a sophomore, finishing the season with 11 tackles
- Appeared in 13 games as a redshirt freshman in 2008 and recorded 12 tackles

TRANSACTIONS

2012	Drafted by TB in 5th round (140th overall)
	Signed 4-year contract
9/1/13	Waived by TB
9/2/13	Acquired off waivers by PHI
9/9/14	Placed on Injured Reserve (torn pectoral)
9/5/15	Waived by PHI
9/22/15	Signed by PHI to 1-year contract
2/10/16	Re-signed by PHI 1-year contract
9/3/16	Released by PHI
9/10/16	Re-signed by PHI
3/9/17	Signed by PHI to 1-year contract

DE BRANDON GRAHAM 55

6-2 | 265 8th Year

BORN: April 3, 1988 (Age 29)

AP 2016

Detroit, Michigan

Crockett Vocational Technical

Michigan

D1-10 (13th overall) by Philadelphia

Originally selected by Philadelphia with the 13th-overall pick in the 2010 NFL Draft, **Brandon Graham** is the longest-tenured member of the Eagles defense. In 2016, Graham was named second-team All-Pro by the *Associated Press* and was voted a first alternate to the Pro Bowl after leading the league with 78 combined sacks, hurries and QB knockdowns (according to *Stats LLC*).

FORCED FUMBLES

NFL PLAYERS SINCE 2014

Jamie Collins (Cle.)	12
Cameron Wake (Mia.)	12
Chandler Jones (Ari.)	11
Brandon Graham (Phi.)	10
Lavonte David (TB)	10
Melvin Ingram (LAC)	10
Ryan Kerrigan (Was.)	10
Robert Quinn (LAR)	10

Graham has registered **multiple FFs in three straight seasons** (2014-16), including a career-high 4 FFs in 2014.

2016 DISRUPTIONS

COMBINED SACKS, HURRIES & QB KNOCKDOWNS

BRANDON GRAHAM **78.0**

AARON DONALD **76.5**

GENO ATKINS **76.0**

CAREER HIGHLIGHTS

- Is tied for the 4th-most FFs (10) in the NFL since 2014, trailing only **Jamie Collins** (12), **Cameron Wake** (12) and **Chandler Jones** (11)

2017 - PHILADELPHIA EAGLES (5/5)

- Leads the Eagles with 3.5 sacks
- Recorded his 7th-career multi-sack game (2.0), including a strip-sack that led to a 20-yard fumble recovery TD by **Fletcher Cox** at Was. (9/10/17)

2016 - PHILADELPHIA EAGLES (16/16)

- Named **second-team All-Pro** by the *Associated Press* and voted a first alternate to the Pro Bowl after leading the NFL with 78 combined sacks, hurries and QB knockdowns (according to *Stats LLC*)

THREE STEP DROP

Bucket list: Drive a NASCAR car

First jersey: Dave Bing, Detroit Pistons

First job: Working the grill at McDonald's

Favorite Halloween costume: Batman, when he was 10 years old

Favorite movie: *Equalizer*

Favorite book: *New Money: Staying Rich* by Phillip Buchanon

Favorite quote: "Those who stay, will be champions." - Bo Schembechler

DE BRANDON GRAHAM 55

GRAHAM'S CAREER STATISTICS																			
			TACKLES					PASS DEFENSE						FUMBLES			DEF SNAPS		ST
Year	Team	GP/S	Total	Solo	Asst	TFL	Sacks	Int	Yds	Lg	TD	PD	Hur	FF	FR	Yds	No	Pct	No
2010	Philadelphia	13/6	19	12	7	1.0	3.0	0	0	--	0	0	13	2	0	0	N/A	N/A	0
2011	Philadelphia	3/0	4	2	2	1.0	0.0	0	0	--	0	0	1	0	0	0	N/A	N/A	0
2012	Philadelphia	16/6	50	34	16	7.0	5.5	0	0	--	0	1	27	2	1	0	420	40%	0
2013	Philadelphia	16/0	21	14	7	2.0	3.0	0	0	--	0	0	7	1	0	0	323	27%	7
2014	Philadelphia	16/1	43	29	14	13.5	5.5	0	0	--	0	0	18	4	0	0	499	43%	8
2015	Philadelphia	16/10	63	44	19	12.5	6.5	0	0	--	0	1	7	3	0	0	858	71%	0
2016	Philadelphia	16/16	64	50	14	14.0	5.5	0	0	--	0	1	30	2	1	4	764	75%	0
2017	Philadelphia	5/5	12	10	2	3.0	3.5	0	0	--	0	0	2	1	0	0	214	71%	0
Totals		**101/44**	**276**	**195**	**81**	**54.0**	**32.5**	**0**	**0**	**--**	**0**	**3**	**105**	**15**	**2**	**4**	**---**	**---**	**15**
PLAYOFFS																			
2010	Philadelphia	0/0	PLACED ON INJURED RESERVE (ACL) ON 12/14/10																
2013	Philadelphia	1/0	2	1	1	0.0	1.0	0	0	--	0	0	1	0	0	0	22	31%	1
Totals		**1/0**	**2**	**1**	**1**	**0.0**	**1.0**	**0**	**0**	**--**	**0**	**0**	**1**	**0**	**0**	**0**	**---**	**---**	**1**

CAREER HIGHS		
Total Tackles	10	12/13/12 vs. Cin.
Solo Tackles	9	12/4/16 at Cin.
Sacks	2.5	12/13/12 vs. Cin.
Hurries	6	10/23/16 vs. Min.
PDs	1	3x, last: 10/30/16 at Dal.
FFs	2	11/8/15 at Dal.
FRs	1	2x, last: 9/25/16 vs. Pit.

CAREER HIGHLIGHTS (Continued)

- Started all 16 games for the first time in his career and led the Eagles defense with career highs in TFL (14) and hurries (30). Also tied for the team lead in FFs (2) and ranked 2nd in sacks (5.5)

BIGGEST INFLUENCE

Graham names his mother, Tasha Graham, as being the most influential person in his life. A cancer survivor, Tasha was diagnosed with leukemia at a young age. She spent most of her life working at a Chrysler auto plant to support Brandon and his three sisters.

Recalled Tasha, "The doctors told me I would never be able to have kids, so I cherish them because of that. When I was working at Chrysler, working hard, trying to make ends meet, it was for them and Brandon saw that."

THE SELECT 100

Graham organized a co-ed, high school football camp in Michigan called the Select 100 that takes 10 students (five boys and five girls) from each of Detroit's 20 public schools. The inaugural camp took place in summer 2015 and helps promote teamwork, confidence through sports and self esteem.

FUTURE PLANS

Graham is currently nine credits shy of obtaining a degree in sports management and plans to finish following his football career. He has also taken an interest in sports broadcasting and would like to attend the NFL's Broadcast Boot Camp.

HIGH SCHOOL STANDOUT

Graham was a four-year starter at Crockett Vocational Technical (Detroit, MI) and earned Parade, EA Sports and USA Today first-team All-America honors as a senior. That year, he was also named the Michigan Gatorade Player of the Year.

Graham recorded 307 tackles, including 112 TFL, 56 sacks, 16 FRs, 6 FFs and 2 INTs during his high school career. Additionally, Graham averaged more than 40 yards per attempt as a punter.

Outside of football, Graham lettered in basketball and track and field. Graham regularly donates uniforms and equipment to his high school alma mater.

@brandongraham55 @sack_55

DE BRANDON GRAHAM 55

2017 GAME-BY-GAME STATISTICS												
Date	Opp		GP/S	Tot	Solo	Sk	Hur	PD	FF	FR	Snaps	Pct
Sep 10	at Was	W	1/1	4	3	2.0	0	0	1	0	43	68%
Sep 17	at KC	L	1/1	5	5	0.5	0	0	0	0	38	72%
Sep 24	NYG	W	1/1	1	1	0.0	1	0	0	0	46	67%
Oct 1	at LAC	W	1/1	2	1	0.0	1	0	0	0	44	77%
Oct 8	Ari	W	1/1			1.0			0	0	43	72%
Oct 12	at Car											
Oct 23	Was											
Oct 29	SF											
Nov 5	Den											
Nov 19	at Dal											
Nov 26	Chi											
Dec 3	at Sea											
Dec 10	at LAR											
Dec 17	at NYG											
Dec 25	Oak											
Dec 31	Dal											
Totals			**5/5**	**12**	**10**	**3.5**	**2**	**0**	**1**	**0**	**214**	**71%**

2016 GAME-BY-GAME STATISTICS												
Date	Opp		GP/S	Tot	Solo	Sk	Hur	PD	FF	FR	Snaps	Pct
Sep 11	Cle	W	1/1	3	2	1.0	2	0	1	0	36	69%
Sep 19	at Chi	W	1/1	4	4	1.0	1	0	0	0	37	71%
Sep 25	Pit	W	1/1	4	2	1.0	2	0	0	1	42	70%
Oct 9	at Det	L	1/1	6	5	0.0	1	0	0	0	53	87%
Oct 16	at Was	L	1/1	3	2	0.0	3	0	0	0	57	77%
Oct 23	Min	W	1/1	3	2	1.0	6	0	1	0	57	75%
Oct 30	at Dal	L	1/1	6	4	0.0	5	1	0	0	64	82%
Nov 6	at NYG	L	1/1	1	1	0.0	1	0	0	0	52	81%
Nov 13	Atl	W	1/1	3	3	1.0	1	0	0	0	38	76%
Nov 20	at Sea	L	1/1	2	1	0.0	1	0	0	0	48	72%
Nov 28	GB	L	1/1	6	5	0.0	1	0	0	0	54	76%
Dec 4	at Cin	L	1/1	9	9	0.0	1	0	0	0	49	77%
Dec 11	Was	L	1/1	2	2	0.0	0	0	0	0	33	79%
Dec 18	at Bal	L	1/1	6	3	0.5	1	0	0	0	43	74%
Dec 22	NYG	W	1/1	4	3	0.0	3	0	0	0	63	71%
Jan 1	Dal	W	1/1	2	2	0.0	1	0	0	0	38	68%
Totals			**16/16**	**64**	**50**	**5.5**	**30**	**1**	**2**	**1**	**764**	**75%**

Eagles Defensive Coordinator Jim Schwartz on Brandon Graham's value to the team

> **He's always been a good rusher. He's compact; he's strong; he plays with great effort. He's a tough guy and he's one of our tempo setters up front and for our whole team.**

CAREER HIGHLIGHTS (Continued)

- Was a disruptive force throughout a 21-10 win vs. Min. (10/23/16), recording 3 tackles (2 solo), a career-high 6 hurries and a strip-sack of Vikings QB **Sam Bradford**
- Registered a sack in three consecutive games to open the 2016 season (Browns QB **Robert Griffin III** on 9/11/16; Bears QB **Jay Cutler** on 9/19/16; Steelers QB **Ben Roethlisberger** on 9/25/16). Became the first Eagle to record a sack in each of the first three games of a season since **Jason Babin**, **Trent Cole** and **Cullen Jenkins** in 2011

LEADING BY EXAMPLE

Rod Oden, who was an assistant coach at Crockett Vocational Technical (Detroit, MI) while Graham was in high school, is now the head coach there and fondly reflects on Graham's work ethic and the impact he has made on the program.

"He was an absolute leader," said Oden. "The entire school would follow Brandon. He's a leader in demonstration. We say, 'Leadership is demonstrated, it's not announced.' He walks in a room and his presence commands respect. People see him put in the extra hours. They see him run the extra sprints, lift the extra weights, and they follow. Now we have kids who want to be the next Brandon. They're still following."

BIRDSEED

Graham is the son of Tasha Graham and Derrick Walton and has three younger sisters: Brittany, Mikayla and Brianna. Graham married Carlyne Williams during the 2014 offseason and resides in Philadelphia. The couple gave birth to their first child, daughter Emerson, in the winter of 2016. They also have a cocker spaniel named Midnight.

Graham began playing football as a linebacker, center and running back for the Detroit Giants when he was 7 years old. His greatest love besides football growing up was doing flips in gymnastics. "I started doing it when I was young and I just got better and better. It's really fun. I can do about 10 in a row now."

S COREY GRAHAM 24

6-0 | 196 11th Year

BORN: July 25, 1985 (Age 32)

PRO BOWL 2012

Buffalo, New York

☆ Turner Carroll High School

New Hampshire

D5-07 (168th overall) by Chicago

Acquired: FA 2017

A member of the Baltimore's Super Bowl XLVII-winning team, **Corey Graham** agreed to terms on a one-year contract with the Eagles on August 3, 2017. Graham has totaled 526 tackles (389 solo), 59 PDs, 15 INTs, 15.0 TFL, 5 FRs, 4 FFs and 3.0 sacks in 160 career games (64 starts) with the Bears (2007-11), Ravens (2012-13) and Bills (2014-16). Graham played in 159 consecutive contests over the course of 11 seasons (2007-17) before he was rendered inactive with a hamstring injury in Week 3 vs. N.Y. Giants.

TOTAL TACKLES

BUFFALO BILLS IN 2016

Zach Brown	149
Preston Brown	135
Corey Graham	82
Ronald Darby	69

PASSES DEFENSED

BUFFALO BILLS IN 2016

Stephon Gilmore	12
Ronald Darby	11
Corey Graham	9
N. Robey-Coleman	7

CAREER HIGHLIGHTS

- A member of Baltimore's Super Bowl XLVII-winning team that defeated San Francisco, 34-31, in New Orleans on 2/3/13. Totaled 32 tackles (20 solo), 7 PDs and 2 INTs (including a 39-yard TD in the AFC Divisional Round on 1/12/13 at Den.) during the Ravens' playoff run
- His streak of 159 consecutive regular-season games (165 including playoffs) ended on 9/24/17 vs. NYG, when he was rendered inactive with a hamstring injury

2016 - BUFFALO BILLS (16/16)

- Started all 16 games at safety and ranked 3rd on the Bills defense in tackles (82) and passes defensed (9)

2015 - BUFFALO BILLS (16/16)

- Started all 16 games at safety and registered career highs in tackles (team-high 122), hurries (8) and fumble recoveries (2). Posted multiple INTs for the fifth consecutive season
- Scored on a 44-yard INT-TD at Jax. (London) (10/25/15)
- Produced a game-high 10 tackles (8 solo), including 1.0 TFL, and added 2 special teams stops at Ten. (10/11/15). Became the first Bills defensive back to record 10+ tackles in three straight contests since **George Wilson** in 2011
- Set a career-high with 13 tackles (8 solo) vs. NYG (10/4/15)

2014 - BUFFALO BILLS (16/9)

- Played in all 16 games (nine starts) and recorded a career-high 16 PDs, marking his second consecutive season with double-digit passes defensed
- Made his first career start at safety vs. NE (10/12/14)
- Started at cornerback in his Buffalo debut at Chi. (9/7/14). Picked off Jay Cutler in the second quarter and returned it for a career-long 43 yards

S COREY GRAHAM 24

GRAHAM'S CAREER STATISTICS																			
			TACKLES					PASS DEFENSE						FUMBLES			DEF SNAPS		ST
Year	Team	GP/S	Total	Solo	Asst	TFL	Sacks	Int	Yds	Lg	TD	PD	Hur	FF	FR	Yds	No	Pct	No
2007	Chicago	13/0	0	0	0	0.0	0.0	0	0	--	0	0	0	0	0	0	N/A	N/A	20
2008	Chicago	16/9	93	73	20	3.0	0.0	1	6	6	0	6	0	1	1	0	N/A	N/A	14
2009	Chicago	16/1	18	14	4	0.0	0.0	0	0	--	0	4	1	0	0	0	N/A	N/A	23
2010	Chicago	16/0	0	0	0	0.0	0.0	0	0	--	0	0	0	0	0	0	N/A	N/A	25
2011	Chicago	16/0	5	4	1	0.0	0.0	3	11	10	0	3	1	1	0	0	N/A	N/A	22
2012	Baltimore	16/8	54	36	18	1.0	0.0	2	20	20	0	8	0	1	0	0	574	50%	6
2013	Baltimore	16/5	68	51	17	5.0	1.0	4	28	28	0	12	2	1	0	0	687	64%	5
2014	Buffalo	16/9	77	59	18	0.0	0.0	2	75	45	0	16	0	0	1	0	778	72%	6
2015	Buffalo	16/16	122	91	31	4.0	1.0	2	60	44t	1	4	8	0	2	29	980	90%	5
2016	Buffalo	16/16	82	57	25	2.0	1.0	1	0	0	0	6	1	0	1	0	1052	98%	5
2017	Philadelphia	3/0	10	5	5	0.0	0.0	0	0	--	0	0	1	0	0	0	99	33%	1
Totals		**160/64**	**529**	**390**	**139**	**15.0**	**3.0**	**15**	**200**	**45**	**1**	**59**	**14**	**4**	**5**	**29**	**---**	**---**	**132**
PLAYOFFS																			
2010	Chicago	2/0	0	0	0	0.0	0.0	0	0	--	0	0	0	0	0	0	N/A	N/A	2
2012	Baltimore	4/4	32	20	12	0.0	0.5	2	39	39t	1	7	2	0	0	0	328	99%	0
Totals		**6/4**	**32**	**20**	**12**	**0.0**	**0.5**	**2**	**39**	**39t**	**1**	**7**	**2**	**0**	**0**	**0**	**---**	**---**	**2**

ADDITIONAL CAREER STATISTICS

Kick Returns: 1 for 7 yards on 12/23/12 vs. NYG **Special Teams Fumble Recoveries:** 1 - (12/20/15 at Was.)

CAREER HIGHS		
Total Tackles	13	2x, last: 10/4/15 vs. NYG
Solo Tackles	12	11/30/08 at Min.
Sacks	1.0	3x, last: 9/25/16 vs. Ari.
INTs	2	2x, last: 11/24/13 vs. NYJ
PDs	3	6x, last: 9/25/16 vs. Ari.
FFs	1	4x, last: 9/29/13 at Buf.
FRs	1	5x, last: 10/9/16 at LAR

TOUCHDOWNS		
Date	**Opponent**	**TDs**
10/25/15	at Jacksonville Jaguars (L, 31-34)	44-yard INT
1/12/13	at Denver Broncos (AFC Div.) (W, 38-35)	39-yard INT

CAREER HIGHLIGHTS (Continued)

2013 - BALTIMORE RAVENS (16/5)

- Appeared in all 16 contests (five starts) and led the Ravens with a career-high 4 INTs
- Registered a career-high-tying 2 INTs in a 19-3 victory vs. NYJ (11/24/13)

2012 - BALTIMORE RAVENS (16/8, 4/4)

- Finished tied for 2nd on the team with 32 tackles in the postseason. Also posted a team-leading 7 PDs, 2 INTs (returned 1 for a TD) and a half-sack
- Produced 8 tackles (7 solo), a team-leading 3 PDs and tied a playoff-franchise record with 2 INTs in the 38-35 double-overtime win in the Divisional game at Den. (1/12/13). Returned his first INT 39 yards for a TD, while his second INT in overtime set up **Justin Tucker**'s game-winning FG

2011 - CHICAGO BEARS (16/0)

- Earned his first **Pro Bowl** nod as a special teamer after leading the Bears with 22 special teams tackles

BIRDSEED

Graham and his wife, Alison, have a son, Chance. Graham attended Turner Carroll (Buffalo, NY) High School. He grew up rooting for the Buffalo Bills and idolized Steve Tasker and Thurman Thomas.

S COREY GRAHAM 24

2017 GAME-BY-GAME STATISTICS												
Date	Opp		GP/S	Tot	Solo	Sk	Int	PD	FF	FR	Snaps	Pct
Sep 10	at Was	W	1/0	2	1	0.0	0	0	0	0	18	29%
Sep 17	at KC	L	1/0	5	3	0.0	0	0	0	0	41	77%
Sep 24	NYG	W	0/0	INACTIVE (HAMSTRING)								
Oct 1	at LAC	W	0/0	INACTIVE (HAMSTRING)								
Oct 8	Ari	W	1/0	3	1	0.0	0	0	0	0	40	67%
Oct 12	at Car											
Oct 23	Was											
Oct 29	SF											
Nov 5	Den											
Nov 19	at Dal											
Nov 26	Chi											
Dec 3	at Sea											
Dec 10	at LAR											
Dec 17	at NYG											
Dec 25	Oak											
Dec 31	Dal											
Totals			**3/0**	**10**	**5**	**0.0**	**0**	**0**	**0**	**0**	**99**	**33%**

2016 GAME-BY-GAME STATISTICS (BUF)												
Date	Opp		GP/S	Tot	Solo	Sk	Int	PD	FF	FR	Snaps	Pct
Sep 11	at Bal	L	1/1	1	1	0.0	0	0	0	0	68	100%
Sep 15	NYJ	L	1/1	4	3	0.0	0	0	0	0	74	100%
Sep 25	Ari	W	1/1	4	4	1.0	1	3	0	0	82	100%
Oct 2	at NE	W	1/1	2	1	0.0	0	0	0	0	56	100%
Oct 9	at LAR	W	1/1	4	4	0.0	0	0	0	1	66	100%
Oct 16	at SF	W	1/1	8	5	0.0	0	0	0	0	51	84%
Oct 23	at Mia	L	1/1	8	7	0.0	0	0	0	0	72	99%
Oct 30	NE	L	1/1	1	1	0.0	0	0	0	0	68	100%
Nov 7	at Sea	L	1/1	6	3	0.0	0	0	0	0	47	100%
Nov 20	at Cin	W	1/1	6	4	0.0	0	1	0	0	73	100%
Nov 27	Jax	W	1/1	6	4	0.0	0	0	0	0	68	100%
Dec 4	at Oak	L	1/1	11	6	0.0	0	1	0	0	71	100%
Dec 11	Pit	L	1/1	8	4	0.0	0	1	0	0	72	96%
Dec 18	Cle	W	1/1	3	3	0.0	0	0	0	0	58	100%
Dec 24	Mia	L	1/1	7	5	0.0	0	0	0	0	68	99%
Jan 1	at NYJ	L	1/1	5	4	0.0	0	0	0	0	58	94%
Totals			**16/16**	**82**	**57**	**1.0**	**1**	**6**	**0**	**1**	**1052**	**98%**

CAREER HIGHLIGHTS (Continued)

- Recorded interceptions in three consecutive games: 11/13/11 vs. Det, 11/20/11 vs. SD, 11/27/11 at Oak.

2010 - CHICAGO BEARS (16/0, 2/0)

- Earned *USA Today*'s **All-Joe Team** honors (players who are critical to their team but don't receive Pro Bowl nods) after leading the NFL with a career-high 25 special teams stops

2009 - CHICAGO BEARS (16/1)

- Finished second on the team with 23 special teams tackles

2008 - CHICAGO BEARS (16/9)

- Ranked 5th on the team with 93 tackles and tied for 3rd with 14 special teams stops

2007 - CHICAGO BEARS (13/0)

- Produced the 2nd-most special teams tackles (20) on the team. Notched his first career NFL score on a blocked punt that he returned 7 yards for a TD vs. GB (12/23/07)

COLLEGE HIGHLIGHTS

- Holds University of New Hampshire school record and ranks 7th all-time in Division I-AA history with 1,787 yards on 65 kickoff returns (27.5 avg.) and 3 TDs in four seasons with the Wildcats (2003-06). His 27.5-yard average ranks 2nd in Atlantic 10 Conference history
- Only player in UNH annals to score a TD on an interception, kickoff return and punt return during a career
- Started all 42 contests played during career registering 302 tackles (4th most in school history) with 12 INTs, 31 PDs, 4 FFs and 3 FRs...Returned 2 INTs for TDs...Also gained 128 yards with a score on 12 punt returns (10.7 avg)

2015 GAME-BY-GAME STATISTICS (BUF)												
Date	Opp		GP/S	Tot	Solo	Sk	Int	PD	FF	FR	Snaps	Pct
Sep 13	Ind	W	1/1	1	1	0.0	0	0	0	0	1	1%
Sep 20	NE	L	1/1	9	6	0.0	0	0	0	0	83	97%
Sep 27	at Mia	W	1/1	12	10	0.0	0	0	0	0	76	100%
Oct 4	NYG	L	1/1	13	8	1.0	0	0	0	0	69	97%
Oct 11	at Ten	W	1/1	10	8	0.0	0	0	0	0	67	97%
Oct 18	Cin	L	1/1	7	4	0.0	0	0	0	0	60	98%
Oct 25	at Jax	L	1/1	9	8	0.0	1	1	0	0	60	90%
Nov 8	Mia	W	1/1	8	8	0.0	0	0	0	0	68	99%
Nov 12	at NYJ	W	1/1	5	3	0.0	1	1	0	0	59	100%
Nov 23	at NE	L	1/1	7	3	0.0	0	0	0	0	67	100%
Nov 29	at KC	L	1/1	5	4	0.0	0	0	0	0	61	98%
Dec 6	Hou	W	1/1	3	2	0.0	0	1	0	0	76	100%
Dec 13	at Phi	L	1/1	9	8	0.0	0	0	0	0	74	96%
Dec 20	at Was	L	1/1	8	5	0.0	0	0	0	0	56	98%
Dec 27	Dal	W	1/1	11	8	0.0	0	0	0	0	54	92%
Jan 3	NYJ	W	1/1	5	5	0.0	0	1	0	0	49	86%
Totals			**16/16**	**122**	**91**	**1.0**	**2**	**4**	**0**	**0**	**980**	**90%**

LB KAMU GRUGIER-HILL 54

6-2 | 220 2nd Year

BORN: May 16, 1994 (Age 23)

Honolulu, Hawaii

Kamehameha High School

EASTERN ILLINOIS

Eastern Illinois

D6a-16 (208th overall) by New England

Acquired: W (NE) 2016

Kamu Grugier-Hill (pronounced KAH-moo GREW-jay HILL) was acquired by the Eagles off waivers from the New England Patriots on Sept. 4, 2016, following the 53-man roster cutdown and appeared in 12 games as a rookie. Originally a sixth-round draft choice of the Patriots in 2016, Grugier-Hill played in 49 games over his four-year career at Eastern Illinois and earned first-team Ohio Valley Conference accolades as a junior and senior. As a senior in 2015, he compiled 70 tackles (16.5 for a loss) and 6.5 sacks.

BIRDSEED

- The son of Elina Grugier-Bell. Has three siblings: two older brothers and one older sister
- Started playing football as a junior in high school. Began playing because one of his best friends suggested he try out for the team. Before he began playing football, he played soccer and volleyball. Started playing soccer at the age of 4
- Was a safety and punter at Kamehameha (HI) High School. Totaled 86 tackles and 5 sacks as a senior in 2011. Was named first-team All-Interscholastic League
- Earned his degree in kinesiology from Eastern Illinois

@k_grugierhill

THREE STEP DROP

Hobbies: Surfing and going to the beach

If he could be a superhero: Incredible Hulk

Biggest pet peeve: Making plans with someone who doesn't follow through

Funniest Eagle: Lane Johnson

First jersey owned: Randy Moss, Vikings

Favorite teams/athletes growing up: San Francisco 49ers, Brian Dawkins and Randy Moss

Favorite athletes to watch now: Steph Curry and Lionel Messi

Favorite food: Hawaiian foods, especially Laulau [pig wrapped in a luau leaf]

Favorite movies: *Horrible Bosses 1* and *2*, *Wedding Crashers*

Favorite TV show: *Shark Tank*

CAREER HIGHLIGHTS

2017 - PHILADELPHIA EAGLES (5/0)

- Through five games, is tied for 3rd on the team with 3 special teams tackles
- Saw his first defensive action of the season vs. Ari. (10/8/17) and recorded one solo tackle

2016 - PHILADELPHIA EAGLES (12/0)

- Finished his rookie year with 5 special teams tackles and one tackle on defense
- Made his first career tackle in the NFL when he dropped Browns RB **Duke Johnson Jr.** for a 6-yard loss on a fake punt vs. Cle. (9/11/16)

LB KAMU GRUGIER-HILL 54

GRUGIER-HILL'S CAREER STATISTICS																			
			TACKLES					PASS DEFENSE						FUMBLES			DEF SNAPS		ST
Year	Team	GP/S	Total	Solo	Asst	TFL	Sacks	Int	Yds	Lg	TD	PD	Hur	FF	FR	Yds	No	Pct	No
2016	Philadelphia	12/0	1	1	0	1	0.0	0	0	--	0	0	0	0	0	0	1	0%	5
2017	Philadelphia	5/0	1	1	0	0	0.0	0	0	--	0	0	0	0	0	0	7	2%	3
Totals		**17/0**	**2**	**2**	**0**	**1**	**0.0**	**0**	**0**	**--**	**0**	**0**	**0**	**0**	**0**	**0**	**---**	**---**	**8**

2017 GAME-BY-GAME STATISTICS												
Date	Opp		GP/S	Tot	Solo	Sk	Int	PD	FF	FR	Snaps	Pct
Sep 10	at Was	W	1/0	0	0	0.0	0	0	0	0	0	0%
Sep 17	at KC	L	1/0	0	0	0.0	0	0	0	0	0	0%
Sep 24	NYG	W	1/0	0	0	0.0	0	0	0	0	0	0%
Oct 1	at LAC	W	1/0	0	0	0.0	0	0	0	0	0	0%
Oct 8	Ari	W	1/0	1	1	0.0	0	0	0	0	7	12%
Oct 12	at Car											
Oct 23	Was											
Oct 29	SF											
Nov 5	Den											
Nov 19	at Dal											
Nov 26	Chi											
Dec 3	at Sea											
Dec 10	at LAR											
Dec 17	at NYG											
Dec 25	Oak											
Dec 31	Dal											
Totals			**5/0**	**1**	**1**	**0.0**	**0**	**0**	**0**	**0**	**7**	**2%**

COLLEGE HIGHLIGHTS

- Played in 49 games (27 starts) for the Eastern Illinois Panthers and finished his career with 236 tackles (136 solo), nine sacks, six interceptions, nine passes defensed, four forced fumbles and five fumble recoveries
- Made 10 starts as a senior in 2015 and was named first-team Ohio Valley Conference after compiling 70 tackles (50 solo) and a career-high 6.5 sacks. Also registered an interception and set a single-season career-high with three fumble recoveries
- Appeared in 12 games (11 starts) as a junior in 2014 and garnered first-team OVC accolades after leading the team with a career-high 97 tackles (47 solo). Also notched 1.5 sacks, two FFs, two FRs recoveries and three INTs. Was named the OVC Defensive Player of the Week after he compiled 19 tackles in a win at Tennessee Tech (11/1/14)

TRANSACTIONS

2016 Drafted by NE in 6th round (208th overall)
9/3/16 Waived by NE
9/4/16 Acquired off waivers by PHI

DT JUSTIN HAMILTON 90

6-2 | 315 1st Year

BORN: July 27, 1993 (Age 24)

Natchez, Mississippi

☆ **Natchez High School**

Louisiana-Lafayette

UDFA (2015) by Buffalo

Acquired: FA 2017



Justin Hamilton was signed by the Philadelphia Eagles during the 2017 offseason. Originally signed by Buffalo as an undrafted free agent in 2015, Hamilton spent time on the Packers and Seahawks practice squads from 2015-16. The 23-year-old Mississippi native was a three-year starter at Louisiana-Lafayette, where he totaled 102 tackles (71 solo), 14.0 sacks and 4 FFs in 51 career games.

BIRDSEED

- Is the son of Clementine and Michael Hamilton. Youngest of four children, having two brothers (Michael, Jr. and J.D.) and one sister (Susan)
- Majored in kinesiology at Louisiana-Lafayette
- Prepped at Natchez High School, where he was a first-team all-state choice as a senior starting on the offensive and defensive line

COLLEGE HIGHLIGHTS

- A three-year starter at Louisiana-Lafayette, where he totaled 102 tackles (71 solo), 14.0 sacks and 4 FFs in 51 career games
- As a senior in 2014, produced career highs in sacks (5.0) and TFL (10.0) while adding 27 tackles (23 solo) and 1 FR in 13 games
- Registered a career-high 38 tackles (24 solo) in 13 contests as a junior in 2013. Also posted 9.0 TFL, 4.0 sacks, 1 FF and 1 FR
- As a sophomore in 2012, collected 29 tackles (18 solo), 8.0 TFL, 3.0 sacks and a career-high 3 FFs in 12 games
- Worked his way into the playing rotation as a first-year freshman in 2011, coming off the bench to see action in all 13 outings. Finished the year with 8 tackles (6 solo) and 2.0 sacks

TRANSACTIONS

2015	Signed by BUF as UDFA
8/31/15	Waived by BUF
10/26/15	Signed by GB to practice squad
11/10/15	Waived by GB
11/17/15	Signed by SEA to practice squad
11/26/15	Waived by SEA
12/2/15	Signed by SEA to practice squad
12/15/15	Waived by SEA
12/16/15	Signed by SEA to practice squad
12/22/15	Waived by SEA
12/30/15	Signed by SEA to practice squad
1/18/16	Signed by SEA
9/4/16	Waived by SEA
9/6/16	Signed by SEA to practice squad
9/13/16	Waived by SEA
10/18/16	Signed by SEA to practice squad
1/23/17	Signed by PHI
9/2/17	Waived by PHI
9/3/17	Signed by PHI to practice squad
9/16/17	Waived by PHI
9/18/17	Signed by PHI to practice squad
9/30/17	Signed by PHI from practice squad to active roster

DT JUSTIN HAMILTON 90

HAMILTON'S CAREER STATISTICS																		
			TACKLES					PASS DEFENSE						FUMBLES			DEF SNAPS	
Year	Team	GP/S	Total	Solo	Asst	TFL	Sacks	Int	Yds	Lg	TD	PD	Hur	FF	FR	Yds	No	Pct
2017	Philadelphia	2/0	1	0	1	0.0	0.0	0	0	--	0	0	1	0	0	0	29	10%
Totals		**2/0**	**1**	**0**	**1**	**0.0**	**0.0**	**0**	**0**	**--**	**0**	**0**	**1**	**0**	**0**	**0**	**---**	**---**

2017 GAME-BY-GAME STATISTICS												
Date	Opp		GP/S	Tot	Solo	Sk	Hur	PD	FF	FR	Snaps	Pct
SIGNED BY EAGLES FROM P-SQUAD TO ACTIVE ROSTER (9/30/17)												
Oct 1	at LAC	W	1/0	1	0	0.0	1	0	0	0	11	19%
Oct 8	Ari	W	1/0			0.0			0	0	18	30%
Oct 12	at Car											
Oct 23	Was											
Oct 29	SF											
Nov 5	Den											
Nov 19	at Dal											
Nov 26	Chi											
Dec 3	at Sea											
Dec 10	at LAR											
Dec 17	at NYG											
Dec 25	Oak											
Dec 31	Dal											
Totals			**2/0**	**1**	**0**	**0.0**	**1**	**0**	**0**	**0**	**29**	**10%**

LB JORDAN HICKS 58

6-1 | 236 3rd Year

BORN: June 27, 1992 (Age 25)

Cincinnati, Ohio

Lakota West High School

Texas

D3-15 (84th overall) by Philadelphia

Originally selected by the Eagles in the 3rd round (84th overall) of the 2015 NFL Draft, **Jordan Hicks** is one of the budding, young stars on Philadelphia's defense. Hicks established himself with a breakout season in 2016, starting all 16 games and leading all NFL LBs with a career-high 5 INTs. According to *Elias Sports Bureau*, Hicks is the first NFL LB to record 11+ takeaways (7 INTs, 4 FRs) in his first 24 career games (2015-16) since Hall of Famer **Jack Ham** (1971-72).

MOST INTERCEPTIONS

NFL LINEBACKERS IN 2016

Jordan Hicks (Phi.)	5
C.J. Mosley (Bal.)	4
Thomas Davis (Car.)	3
Deion Jones (Atl.)	3
Zachary Orr (Bal.)	3
Ryan Shazier (Pit.)	3

THREE STEP DROP

First job: Worked for a real estate company during high school taking photos of foreclosed homes

If he could play another sport, what position: Point guard, N.Y. Knicks

Three favorite throwback jerseys: Michael Jordan, Chicago Bulls; Michael Jordan, UNC; Ronaldinho, F.C. Barcelona

Biggest pet peeve: People chewing loudly

Favorite TV show: *The Fresh Prince of Bel-Air*

Favorite movie: *Cool Runnings*

Favorite book: *Quiet Strength* by Tony Dungy

Talent he'd most like to have: To be multilingual

CAREER HIGHLIGHTS

- According to *Elias Sports Bureau*, is the first NFL LB to record 11+ takeaways (7 INTs, 4 FRs) in his first 24 career games (2015-16) since **Jack Ham** (1971-72)
- Is one of only five LBs in NFL history with 7+ INTs in their first two seasons, joining **Al Richardson** (8, 1980-81), **Jack Ham** (9, 1971-72), **Mike Stratton** (9, 1962-63) and **Archie Matsos** (10, 1960-61)
- Is the first Eagle to register 7+ INTs in their first two seasons since **Eric Allen** (9, 1988-89)
- Since entering the league in 2015, is tied with **Thomas Davis** for the most INTs (7) by an NFL LB

2017 - PHILADELPHIA EAGLES (5/5)

- Recovered a fumble on a strip-sack by **Fletcher Cox** at Was. (9/10/17), giving him 12 takeaways in his first 25 career games

LB JORDAN HICKS 58

HICKS' CAREER STATISTICS																		
			TACKLES					PASS DEFENSE						FUMBLES			DEF SNAPS	
Year	Team	GP/S	Total	Solo	Asst	TFL	Sacks	Int	Yds	Lg	TD	PD	Hur	FF	FR	Yds	No	Pct
2015	Philadelphia	8/5	54	44	10	2.0	1.0	2	67	67t	1	0	0	1	3	11	453	75%
2016	Philadelphia	16/16	95	68	27	4.0	1.0	5	41	34	0	6	4	0	1	0	971	95%
2017	Philadelphia	5/5	20	17	3	0.0	0.0	0	0	--	0	0	2	0	1	0	232	77%
Totals		**29/26**	**169**	**129**	**40**	**6.0**	**2.0**	**7**	**108**	**67t**	**1**	**6**	**6**	**1**	**5**	**11**	**---**	**---**

CAREER HIGHLIGHTS (Continued)

2016 - PHILADELPHIA EAGLES (16/16)

- Led all NFL LBs with a career-high 5 INTs, which is tied with **Bill Bergey** (5 in 1974) for the 4th-highest total by a non-defensive back in team history, behind **William Thomas** (7 in 1995), **Chuck Weber** (6 in 1960) and Hall of Famer **Chuck Bednarik** (6 in 1953)
- Started all 16 games and played 95% (971) of the team's defensive snaps in 2016 after missing the final eight games of his rookie campaign in 2015 with a torn pectoral tendon
- Totaled a career-high 2 INTs vs. Dal. (1/1/17). Became the first Eagles LB to produce multiple INTs in a single game since **William Thomas** (2) on 9/22/96 at Atl.

2015 - PHILADELPHIA EAGLES (8/5)

- Became the first NFL rookie to register opponent fumble recoveries in three consecutive games (9/27-10/11/15) since **Jack Del Rio** in 1985. Was the first Eagle to accomplish the feat since **Byron Evans** in 1993

CAREER HIGHS		
Total Tackles	14	9/27/15 at NYJ
Solo Tackles	10	2x, last: 10/19/15 vs. NYG
Sacks	1.0	2x, last: 10/23/16 vs. Min.
INTs	2	1/1/17 vs. Dal.
PDs	2	9/25/16 vs. Pit.
FFs	1	9/20/15 vs. Dal.
FRs	1	4x, last: 9/19/16 at Chi.

HOW HE GOT HIS START

Hicks is the son of Scott Hicks, who is a high school basketball coach in Indianapolis, and Kelly Justice. He has an older sister, Taylor, and three younger brothers: Scotty, Cameron and Ethan.

Hicks began his football career in the 5th grade while playing running back and safety in the Lexington Termites League in South Carolina. Hicks grew up a big fan of the Carolina Panthers and the University of Texas football team.

The best advice he was ever given growing up came from his mother, Kelly Justice, who always told him to "stay humble."

EARLY MOTIVATION

Hicks was a three-year starter at Lakota West High School and earned numerous accolades, including the Butkus Award in 2009, given annually to the nation's best linebacker. He was also named Gatorade's Ohio High School Football Player of the Year.

Hicks also lettered in basketball at Lakota West. He holds the district record for most varsity basketball games played in a career (87) and set the district record for career steals (170).

ADAPTING TO CHANGE

Hicks was born in Colorado Springs, CO, and lived in Indiana (ages 1-6) and South Carolina (ages 6-11) before moving to Ohio. He also played for two head coaches and four different defensive coordinators at Texas.

"Change does not scare me and I don't take anything for granted. I also think I'm able to see the positives of every different situation I'm in, whether I'm prepared or not. It's enhanced my confidence and humility all at the same time."

OFF THE FIELD

Hicks' hobbies include playing video games, especially FIFA and NBA2K, as well as playing basketball and hanging out with friends by the lake in Austin, TX. Married his wife, Ivana, in 2017 offseason.

@JordanHicks

LB JORDAN HICKS 58

2017 GAME-BY-GAME STATISTICS												
Date	Opp		GP/S	Tot	Solo	Sk	Int	PD	FF	FR	Snaps	Pct
Sep 10	at Was	W	1/1	7	6	0.0	0	0	0	1	63	100%
Sep 17	at KC	L	1/1	4	4	0.0	0	0	0	0	53	100%
Sep 24	NYG	W	1/1	0	0	0.0	0	0	0	0	14	20%
Oct 1	at LAC	W	1/1	9	7	0.0	0	0	0	0	57	100%
Oct 8	Ari	W	1/1			0.0			0	0	45	75%
Oct 12	at Car											
Oct 23	Was											
Oct 29	SF											
Nov 5	Den											
Nov 19	at Dal											
Nov 26	Chi											
Dec 3	at Sea											
Dec 10	at LAR											
Dec 17	at NYG											
Dec 25	Oak											
Dec 31	Dal											
Totals			**5/5**	**20**	**17**	**0.0**	**0**	**0**	**0**	**1**	**232**	**77%**

2016 GAME-BY-GAME STATISTICS												
Date	Opp		GP/S	Tot	Solo	Sk	Int	PD	FF	FR	Snaps	Pct
Sep 11	Cle	W	1/1	6	5	0.0	0	1	0	0	51	100%
Sep 19	at Chi	W	1/1	1	1	0.0	0	0	0	1	39	75%
Sep 25	Pit	W	1/1	3	2	0.0	0	2	0	0	49	82%
Oct 9	at Det	L	1/1	5	3	0.0	0	0	0	0	48	79%
Oct 16	at Was	L	1/1	8	6	0.0	0	0	0	0	74	100%
Oct 23	Min	W	1/1	12	6	1.0	0	1	0	0	76	100%
Oct 30	at Dal	L	1/1	10	7	0.0	1	0	0	0	78	100%
Nov 6	at NYG	L	1/1	7	5	0.0	1	1	0	0	64	100%
Nov 13	Atl	W	1/1	4	3	0.0	0	0	0	0	48	96%
Nov 20	at Sea	L	1/1	3	3	0.0	0	0	0	0	67	100%
Nov 28	GB	L	1/1	8	7	0.0	0	0	0	0	71	100%
Dec 4	at Cin	L	1/1	5	4	0.0	0	0	0	0	63	98%
Dec 11	Was	L	1/1	6	3	0.0	0	0	0	0	46	96%
Dec 18	at Bal	L	1/1	3	3	0.0	1	0	0	0	58	100%
Dec 22	NYG	W	1/1	8	5	0.0	0	0	0	0	83	93%
Jan 1	Dal	W	1/1	6	5	0.0	2	1	0	0	56	100%
Totals			**16/16**	**95**	**68**	**1.0**	**5**	**6**	**0**	**1**	**971**	**95%**

CAREER HIGHLIGHTS (Continued)

- Returned an INT of Cowboys QB **Matt Cassell** for a 67-yard TD at Dal. (11/8/15), marking the longest INT-TD by an Eagles LB since **Shawn Barber** (80 yards at Dallas on 12/21/02) and the first by an Eagles rookie since **Bill Bradley** (56 yards at Dallas on 10/19/69). Reached the end zone for the first time since playing RB as a high school senior
- Made his first career NFL start at NYJ (9/27/15), logging a career-high 14 tackles. Recorded a fourth-quarter INT of Jets QB **Ryan Fitzpatrick** and recovering a fumble by Jets WR **Brandon Marshall**. His INT was the first by an Eagles rookie LB since **Stewart Bradley** in 2009
- Pressed into his first career action on defense due to injuries to **Mychal Kendricks** and **Kiko Alonso** vs. Dal. (9/20/15). Registered a sack-fumble of Cowboys QB **Tony Romo**

COLLEGE HIGHLIGHTS

- Recorded 147 tackles as a senior at Texas, which tied for the 7th-highest total in school annals (most since **Winfred Tubbs** notched 157 in 1992)
- Named honorable mention Big 12 Defensive Freshman of the Year by the conference's coaches after appearing in all 12 games and totaling 23 tackles, 1 sack and 6 special teams tackles
- Earned first-team Academic All-Big 12 honors in 2014 and 2011 and was a seven-time member of the Big 12 Commissioner's Honor Roll. Was also named to the 2015 NFF Hampshire Honor Society

TRANSACTIONS

2015 Drafted by PHI in 3rd round (84th overall)
Signed 4-year contract

2015 GAME-BY-GAME STATISTICS												
Date	Opp		GP/S	Tot	Solo	Sk	Int	PD	FF	FR	Snaps	Pct
Sep 14	at Atl	L	1/0	0	0	0.0	0	0	0	0	0	0%
Sep 20	Dal	L	1/0	7	7	1.0	0	0	1	0	54	64%
Sep 27	at NYJ	W	1/1	14	10	0.0	1	0	0	1	79	100%
Oct 4	at Was	L	1/0	7	3	0.0	0	0	0	1	80	95%
Oct 11	NO	W	1/1	6	5	0.0	0	0	0	1	55	80%
Oct 19	NYG	W	1/1	10	10	0.0	0	0	0	0	68	100%
Oct 25	at Car	L	1/1	4	3	0.0	0	0	0	0	61	100%
Nov 8	at Dal	W	1/1	6	6	0.0	1	0	0	0	56	72%
INJURED RESERVE (TORN PECTORAL TENDON)												
Totals			**8/5**	**54**	**44**	**1.0**	**2**	**0**	**1**	**3**	**453**	**37%**

TOUCHDOWNS		
Date	Opponent	TDs
11/8/15	at Dallas Cowboys (W, 33-27) (OT)	67-yard INT

WR MACK HOLLINS 10

6-4 | 221 Rookie

BORN: Sept. 16, 1993 (Age 24)

North Carolina
D4a-17 (118th overall) by Philadelphia

Mack Hollins was drafted by the Eagles in the 4th round (118th overall) of the 2017 NFL Draft. Originally from Rockville, MD, Hollins made North Carolina's football team as a walk-on and finished his career as one of the Tar Heels' top all-time receivers. Hollins set the UNC career record with 20.6 yards per reception while his 20 career receiving TDs ranked 3rd in school history.

THREE STEP DROP

Dream job: **Own a world-renowned aquarium**

Interesting pets: **Owned a python and boa during high school and bred African Cichlid fish. "My dad had a lion growing up, so we've had it all."**

Favorite TV shows: ***Good Times, Sanford & Son***

Would most like to own: **Motorcycle**

Favorite activity: **Fishing**

RECEIVING TOUCHDOWNS

UNIVERSITY OF NORTH CAROLINA HISTORY

QUINSHAD DAVIS (2012-15) **25**

HAKEEM NICKS (2006-08) **21**

MACK HOLLINS (2013-16) **20**

YARDS PER RECEPTION

NCAA PLAYERS (2015-16)

Jalen Robinette (AF)	26.2
Shelton Gibson (WVU)	23.0
Mack Hollins (UNC)	22.9

NCAA PLAYERS IN 2015

Mack Hollins (UNC)	24.8
Jalen Robinette (AF)	24.7
Shelton Gibson (WVU)	24.0

Hollins led North Carolina with a **career-high 8 receiving TDs in back-to-back seasons** from 2014-15. Among ACC players, only Virginia Tech's Isaiah Ford had more receiving TDs (17) in that span.

CAREER HIGHLIGHTS

2017 - PHILADELPHIA EAGLES (5/0)

- Posted the first receptions of his NFL career at KC (9/17/17), finishing with 3 catches for 32 yards. Also added 1 special teams tackle
- Recorded his first-career special teams tackle in his NFL debut at Was. (9/10/17). Played snaps on special teams (6, 23%) and on offense (5, 7%)

COLLEGE HIGHLIGHTS

- Came to UNC as a walk-on and finished his career as one of the top receivers in school history. Totaled 81 receptions for 1,667 yards (20.6 avg.) and 20 TDs

WR MACK HOLLINS 10

HOLLINS' CAREER STATISTICS										
			RECEIVING					OFF SNAPS		ST
Year	Team	GP/S	No	Yards	Avg	Lg	TD	No	Pct	T
2017	Philadelphia	5/0	3	32	10.7	13	0	53	15%	2
Totals		**5/0**	**3**	**32**	**10.7**	**13**	**0**	**---**	**---**	**2**

CAREER HIGHS		
Receptions	3	9/17/17 at KC
Receiving Yards	32	9/17/17 at KC
Receiving Long	13	9/17/17 at KC
Receiving TDs	-	---

2017 GAME-BY-GAME STATISTICS										
Date	Opp		GP/S	Rec	Yds	Avg	Lg	TD	Snaps	Pct
Sep 10	at Was	W	1/0	0	0	---	--	0	5	7%
Sep 17	at KC	L	1/0	3	32	10.7	13	0	17	22%
Sep 24	NYG	W	1/0	0	0	---	--	0	8	11%
Oct 1	at LAC	W	1/0	0	0	---	--	0	9	11%
Oct 8	Ari	W	1/0	0	0	---	--	0	14	21%
Oct 12	at Car									
Oct 23	Was									
Oct 29	SF									
Nov 5	Den									
Nov 19	at Dal									
Nov 26	Chi									
Dec 3	at Sea									
Dec 10	at LAR									
Dec 17	at NYG									
Dec 25	Oak									
Dec 31	Dal									
Totals			**5/0**	**3**	**32**	**10.7**	**13**	**0**	**53**	**15%**

COLLEGE HIGHLIGHTS (Continued)

- Set the UNC career record for yards per reception (20.6 avg.). Led the NCAA in yards per reception (24.8 avg.) as a junior in 2015
- His 20 career receiving TDs rank 3rd all-time in Tar Heels history
- Named to second-team All-ACC after finishing with 30 catches for a team-high 745 yards and 8 TDs as a junior in 2015. Earned ACC Receiver of the Week honors vs. Duke (11/7/15) and vs. Delaware (9/26/15)
- As a sophomore in 2014, collected honorable mention All-ACC accolades after finishing with 35 catches for a team-high 613 yards and 8 TDs. Garnered ACC Receiver of the Week honors after catching two passes for 120 yards and 2 TDs at Virginia (10/25/14)

TRANSACTIONS

2017 Drafted by PHI in 4th round (118th overall)
Signed 4-year contract

EXOTIC ANIMALS

Hollins, whose dream job is to own a world-renowned aquarium, has been interested in exotic animals for quite some time. He is the owner of two snakes – a Ball Python and a Sunglow Boa – and has previously owned turtles. He also breeds African Cichlid fish. However, Hollins' father, Richard, might have the most interesting pet story in their family.

"My dad had a lion growing up. His dad had it in a big cage in his yard. I guess in Ohio the permits aren't as difficult to get exotic animals. That might be where I get mine from. I don't know how Philly will feel about some of the exotic animals, but I might have to get a couple."

WALK-ON STORY

Hollins, who served four terms as a special teams captain at North Carolina, originally joined the Tar Heels football team as a walk-on and finished his career as one of the top receivers in school history, totaling 81 receptions for 1,667 yards (20.6 avg.) and 20 TDs. Hollins credits taking advantage of special teams opportunities for leading to his on-field success in college.

"Special teams is really the way I got on the field. I started on all four [special teams units] my entire career. You have one opportunity, one play, to make a difference, and I take that play very seriously. I think with special teams it's either field position or it's points, so it's just as important as any offensive or defensive snap."

BIRDSEED

Hollins is the son of Karyn and Richard Hollins. Hollins prepped at Wootton High School (Rockville, MD), where he played wide receiver and on defense and also participated in basketball and lacrosse. He also spent a postgrad year at Fork Union Military Academy (Fork Union, VA). Hollins graduated from the University of North Carolina with a degree in exercise and sport science.

@mackhollins @mackhollins

WR ALSHON JEFFERY 17

6-3 | 218 6th Year

BORN: Feb. 14, 1990 (Age 27)

PRO BOWL 2014

St. Matthews, South Carolina

☆

Calhoun County High School

South Carolina

D2-12 (45th overall) by Chicago

Acquired: FA (Chi) 2017



A premier talent at WR, **Alshon Jeffery** was signed by the Philadelphia Eagles on March 10, 2017, after spending the first five years of his career with the Chicago Bears. Jeffery, who was named to the 2014 Pro Bowl, was originally selected by the Bears in the 2nd round (45th overall) of the 2012 NFL Draft and has amassed 324 catches for 4,795 yards (14.8 avg.) and 28 TDs in 68 career games. Since 2013, Jeffery has posted the 9th-most receiving yards (4,428) in the NFL.

YARDS PER RECEPTION

SINCE 2013 (MIN. 250 RECEPTIONS)

T.Y. Hilton	15.7
Julio Jones	15.0
A.J. Green	14.9
Alshon Jeffery	14.8

25+ YARD RECEPTIONS

NFL PLAYERS SINCE 2013

T.Y. Hilton	63
Antonio Brown	61
DeSean Jackson	57
Demaryius Thomas	48
Julio Jones	46
Doug Baldwin	44
Rob Gronkowski	44
Alshon Jeffery	43
Jordy Nelson	43

THREE STEP DROP

First job: **Doing inventory at a kids school at the mall**

Desired talent: **Ability to sing**

If he could play another sport, what position/team: **Point guard or shooting guard, Chicago Bulls**

Best player he ever lined up against: **"Myself, because you have to beat yourself first before you do anything else."**

Player he models his game after: **Randy Moss**

Favorite movies: ***Friday* and *The Notebook***

Favorite TV shows: ***Power* and *Game of Thrones***

Favorite meal: **Lasagna**

Three favorite throwback jerseys: **Michael Jordan, Chicago Bulls; Penny Hardaway, Orlando Magic; Kobe Bryant, Los Angeles Lakers**

CAREER HIGHLIGHTS

- Among NFL players with at least 250 receptions since 2013, ranks 4th in yards per catch (14.8), behind **T.Y. Hilton** (15.7), **Julio Jones** (15.0) and **A.J. Green** (14.9)
- Is tied for 8th in receptions of 25+ yards (43) since 2013, trailing only **T.Y. Hilton** (63), **Antonio Brown** (61), **DeSean Jackson** (57), **Demaryius Thomas** (48), **Julio Jones** (46), **Doug Baldwin** (44) and **Rob Gronkowski** (44)
- Has posted the 9th-most receiving yards (4,428) in the NFL since 2013, trailing only **Antonio Brown** (6,860), **Julio Jones** (5,748), **Demaryius Thomas** (5,683), **T.Y. Hilton** (5,466), **A.J. Green** (5,232), **DeAndre Hopkins** (4,850), **Emmanuel Sanders** (4,501) and **Brandon Marshall** (4,460)

WR ALSHON JEFFERY 17

JEFFERY'S CAREER STATISTICS									
			RECEIVING					OFF SNAPS	
Year	Team	GP/S	No	Yards	Avg	Lg	TD	No	Pct
2012	Chicago	10/6	24	367	15.3	55	3	431	41%
2013	Chicago	16/14	89	1421	16.0	80t	7	963	91%
2014	Chicago	16/16	85	1133	13.3	74	10	957	90%
2015	Chicago	9/8	54	807	14.9	50	4	502	46%
2016	Chicago	12/12	52	821	15.8	54	2	692	69%
2017	Philadelphia	5/5	20	246	12.3	24	2	309	85%
Totals		**68/61**	**324**	**4795**	**14.8**	**80t**	**28**	**---**	**---**

ADDITIONAL CAREER STATISTICS
Rushing: (22-138, 6.3 avg.) - *2013 (16-105, 6.6 avg.); 2014 (6-33, 5.5 avg.)*
Fumbles/Lost: (5/1) - *2013 (3/1); 2014 (1/0); 2015 (1/0)*
2-Point Conversions: 1 at Was. (9/10/17)

CAREER HIGHS		
Receptions	12	12/1/13 at Min.
Receiving Yards	249	12/1/13 at Min.
Receiving Long	80t	12/1/13 at Min.
Receiving TDs	2	2x, last: 11/27/14 at Det.

CAREER HIGHLIGHTS (Continued)

2017 - PHILADELPHIA EAGLES (5/5)

- Capped the Eagles' first drive of the game at LAC (10/1/17) with an 8-yard TD reception from Wentz
- Caught a 19-yard pass from Wentz and ducked out of bounds at the Giants 43 with 1 second remaining in regulation vs. NYG (9/24/17). The clutch reception set up K **Jake Elliott's** game-winning, 61-yard field goal that gave the Eagles a 27-24 victory and improved the team's record to 2-0 in the NFC East
- Scored his first touchdown as an Eagle when he hauled in a 16-yard pass from Wentz in the third quarter at KC (9/17/17). The score gave the Eagles their first lead of the game at 10-6. Led the team with 7 receptions and finished second with 92 receiving yards
- Registered 3 catches for 38 yards in his Eagles debut at Was. (9/10/17) and snagged a 2-point conversion from QB **Carson Wentz** to bring the final score to 30-17, Philadelphia

2016 - CHICAGO BEARS (12/12)

- Led the Bears in yards per reception (15.8) and receiving yards per game (68.4) (min. 20 receptions)

2017 GAME-BY-GAME STATISTICS										
Date	Opp		GP/S	Rec	Yds	Avg	Lg	TD	Snaps	Pct
Sep 10	at Was	W	1/1	3	38	12.7	24	0	60	88%
Sep 17	at KC	L	1/1	7	92	13.1	18	1	61	85%
Sep 24	NYG	W	1/1	4	56	14.0	19	0	67	88%
Oct 1	at LAC	W	1/1	3	29	9.7	13	1	68	86%
Oct 8	Ari	W	1/1	3	31	10.3	16	0	53	79%
Oct 12	at Car									
Oct 23	Was									
Oct 29	SF									
Nov 5	Den									
Nov 19	at Dal									
Nov 26	Chi									
Dec 3	at Sea									
Dec 10	at LAR									
Dec 17	at NYG									
Dec 25	Oak									
Dec 31	Dal									
Totals			**5/5**	**20**	**246**	**12.3**	**24**	**2**	**309**	**85%**

100+ YARD GAMES (13)				
Date	Opponent	Yards	Rec	TDs
12/1/13	at Minnesota Vikings (L, 20-23)	249	12	2
10/6/13	vs. New Orleans Saints (L, 18-26)	218	10	1
11/9/15	at San Diego Chargers (W, 22-19)	151	10	0
10/18/15	at Detroit Lions (L, 34-37)	147	8	1
10/12/14	at Atlanta Falcons (W, 27-13)	136	5	0
11/16/14	vs. Minnesota Vikings (W, 21-13)	135	11	1
11/1/15	vs. Minnesota Vikings (L, 20-23)	116	10	1
11/10/13	vs. Detroit Lions (L, 19-21)	114	9	0
12/13/15	vs. Washington Redskins (L, 21-24)	107	6	1
9/29/13	at Detroit Lions (L, 32-40)	107	5	1
9/11/16	at Houston Texans (L, 14-23)	105	4	0
9/22/14	at New York Jets (W, 27-19)	105	8	0
10/20/13	at Washington Redskins (L, 41-45)	105	4	0

MULTI-TOUCHDOWN GAMES (2)		
Date	Opponent	TDs
11/27/14	at Detroit Lions (L, 17-34)	2
12/1/13	at Minnesota Vikings (L, 20-23)	2

BIRDSEED

Jeffery attended Calhoun County HS (St. Matthews, SC), where he was named first-team all-state as a defensive back. As a senior, Jeffery caught 35 passes for 740 yards and 14 TDs, averaged 65 yards on kickoff returns and 35 yards on punt returns with 3 TDs and totaled 50 tackles on defense. Jeffery, who was also a standout basketball player, helped lead Calhoun County to four state titles.

@TheWorldof_AJ

S MALCOLM JENKINS 27

6-0 | 204 9th Year

BORN: Dec. 20, 1987 (Age 29)

Piscataway, New Jersey

Piscataway High School

Ohio State

D1-09 (14th overall) by New Orleans

Acquired: FA (NO) 2014

PRO BOWL 2016

AP 2010

A dynamic playmaker at the safety position, **Malcolm Jenkins** signed with Philadelphia on the first day of free agency in 2014 and has emerged as a pillar in the Eagles locker room. Originally selected by the Saints with the 14th-overall pick in the 2009 NFL Draft, Jenkins leads all safeties with 6 INT-TDs since entering the league. He is also the only player in team history to string together three straight seasons with an INT-TD.

MOST INT-TDs
EAGLES HISTORY

Eric Allen	5
Malcolm Jenkins	4

MOST INT-TDs
NFL PLAYERS SINCE 2013

Aqib Talib	6
William Gay	5
Malcolm Jenkins	4
Eric Berry	4
Karlos Dansby	4

MOST INT-TDs
NFL PLAYERS SINCE 2009

AQIB TALIB 10

MALCOLM JENKINS 6

CHARLES TILLMAN 6

THREE STEP DROP

First job: Working in the township parks department in high school

Favorite movie: *School Daze*

If he could play another sport, what position/team: Anchor for the United States Olympic track team in the 4x4 relay

Best player he has lined up against: Former Lions WR Calvin Johnson

Favorite athlete growing up: Ray Lewis

Three favorite throwback jerseys: Joe Namath, New York Jets; Sean Taylor, Washington Redskins; Michael Jordan, UNC

CAREER HIGHLIGHTS

- Since he entered the league in 2009, is one of only three NFL players to record 6 INT-TDs, joining **Aqib Talib** (10) and **Charles Tillman** (6). Is the only safety to accomplish the feat
- Joins **Aqib Talib** (6), **William Gay** (5), **Eric Berry** (4) and **Karlos Dansby** (4) as the only NFL players with at least 4 INT-TDs since 2013. Jenkins and Berry are the only safeties with 4 INT-TDs in that span
- Ranks 2nd in Eagles history with 4 INT-TDs, trailing only **Eric Allen** (5 from 1988-94)
- Is one of only five NFL players with 10+ INTs (10) and 5+ FFs (7) since 2013, joining **Glover Quin** (18 INTs, 5 FFs), **Mike Adams** (13 INTs, 7 FFs), **Earl Thomas** (14 INTs, 7 FFs), **Luke Kuechly** (11 INTs, 5FFs), **Byron Maxwell** (10 INTs, 9 FFs)

S MALCOLM JENKINS 27

HUMBLE BEGINNINGS



For a player who won a Super Bowl and played in a Pro Bowl, Jenkins' career did not exactly begin in a blaze of glory. Jenkins was originally a 9-year-old, back-up guard for the Piscataway Braves of his Pop Warner squad in New Jersey. Jenkins recalled that he played just seven plays per game that was mandatory for all players in that league. "All I remember is that I got my seven plays in and from there it was a race to get the free hot dog."

MALCOLM JENKINS FOUNDATION

Launched in 2010, the Malcolm Jenkins Foundation aims to provide resources, experiences and opportunities for the underserved youth. The organization's goal is to inspire and create positive change in the lives of children. Said Jenkins, "For as much as I have been given in life, I feel obligated to give children the guidance, experience and an opportunity. And then watch them take off." For more info, please visit **TheMalcolmJenkinsFoundation.org**.

CELEBRITY FAMILY FEUD

In 2016, Jenkins participated in a NFL version of *Celebrity Family Feud* hosted by Steve Harvey, which aired on July 3. Jenkins and the rest of the NFC defense defeated the AFC offense and collected $25,000 for Got Your 6 charity in the Fast Money round, thanks to Jenkins' impressive 152-point effort.

THE WALKING DEAD

After reading *The Zombie Survival Guide* by Max Brooks, Jenkins began collecting an array of different survival tools in what he describes as a "half-hearted attempt at doomsday prepping." Jenkins names AMC's *The Walking Dead* as his favorite TV show.

BIRDSEED

Jenkins is the son of Willie Lee and Gwendolyn V. Jenkins. His dad is a software engineer for Comcast and his mom is the president of the Malcolm Jenkins Foundation.

Jenkins was a leader in the Omega Psi Phi fraternity at Ohio State, graduating with a bachelor's degree in communications.

STYLIN' IN THE SECONDARY

Jenkins has fully immersed himself in the world of fashion and, more specifically, the bow tie. At the suggestion from his wife, Morrisa, Jenkins launched his own company, Rock Avenue Bow Ties, which specializes in the design and creation of neck wear and pocket squares and encourages self expression in its customers. For more info, visit **rockavenuebowties.com**.

During the 2017 offseason, Jenkins opened his own custom suite store in Philadelphia, **Damari Savile**.

MOTIVATING VOICES

Jenkins credits many for helping him get to where he is today, but he singled out three people: his father, Lee Jenkins; his high school football and track coach, Larry Lester; and his college coach, Jim Tressel.

"My father's best advice was, 'You don't know what you don't know,' meaning you constantly need to learn more. Larry Lester taught me how to prepare and how to train. We'd sometimes be the only two people on the field on a weekend, just trying to get myself better. And Coach Tressel taught me about integrity and how to be a pro before I even became a pro."

BYRON "WHIZZER" WHITE AWARD

In February 2017, Jenkins was announced as the recipient of the NFLPA's Byron "Whizzer" White Award for his outstanding charitable efforts off the field. As the winner, Jenkins received $100,000 to donate to the charity of his choice.

Jenkins joined Brian Dawkins, Troy Vincent and Reggie White as Eagles who have won the Byron "Whizzer" White Award.

Byron "Whizzer" White led the NFL in rushing yards in 1938 and 1940 and later served as a Supreme Court Justice from 1962-93.

HONORED BY ALMA MATER

Jenkins earned the Jesse Owens Influential Athlete Award by the Ohio State Alumni Association in 2012. This award acknowledges "an African-American alumnus and former student-athlete who exemplifies great character and talent, demonstrates exceptional professional success and continues to reflect the highest qualities of a consummate athlete and humanitarian."

MALCOLM & MORRISA

Jenkins and his wife, Morrisa, have one daughter, Elle. Malcolm and Morrisa met on Facebook while he was a senior at Ohio State. "She was at Southern Miss, so we talked on Facebook for a while and I just happened to get drafted by the Saints. New Orleans was only an hour and 10 minutes from where she was in Hattiesburg, so we started hanging out and the rest is history."

Morrisa recently started a company called Meaux Moisture (meauxmoisture.com), which sells all-natural body care products. "I use her products on my beard," said Jenkins. "I give all the credit for my beard to my wife."

@MalcolmJenkins @malcolmjenkins27

S MALCOLM JENKINS 27

JENKINS' CAREER STATISTICS																			
			TACKLES					PASS DEFENSE						FUMBLES			DEF SNAPS		ST
Year	Team	GP/S	Total	Solo	Asst	TFL	Sacks	Int	Yds	Lg	TD	PD	Hur	FF	FR	Yds	No	Pct	No
2009	New Orleans	14/6	55	49	6	0.0	0.0	1	14	14	0	4	2	0	0	0	N/A	N/A	9
2010	New Orleans	15/15	64	54	10	3.0	1.0	2	105	96t	1	12	1	1	2	0	N/A	N/A	4
2011	New Orleans	15/15	77	63	14	0.0	1.0	0	0	--	0	9	4	1	1	30	N/A	N/A	0
2012	New Orleans	13/13	94	65	29	2.0	0.0	1	55	55t	1	7	2	0	0	0	873	77%	0
2013	New Orleans	14/14	68	44	24	4.0	2.5	2	35	31	0	6	3	2	0	0	819	84%	1
2014	Philadelphia	16/16	113	68	45	3.0	0.0	3	67	53t	1	14	0	0	1	0	1153	99%	4
2015	Philadelphia	16/16	120	92	28	13.0	0.0	2	99	99t	1	15	0	3	1	0	1214	99%	9
2016	Philadelphia	16/16	114	82	32	5.0	1.0	3	98	64t	2	13	3	0	1	0	1019	99%	3
2017	Philadelphia	5/5	39	24	15	3.0	0.0	0	0	--	0	4	1	0	0	0	302	100%	3
Totals		**124/116**	**744**	**541**	**203**	**33.0**	**5.5**	**14**	**473**	**99t**	**6**	**84**	**16**	**7**	**6**	**30**	**---**	**---**	**33**
PLAYOFFS																			
2009	New Orleans	2/0	5	5	0	1.0	0.0	0	0	--	0	1	0	0	0	0	N/A	N/A	0
2010	New Orleans	0/0	0	0	0	0.0	0.0	0	0	--	0	0	0	0	0	0	N/A	N/A	0
2011	New Orleans	2/2	13	12	1	1.0	1.0	0	0	--	0	1	1	0	0	0	N/A	N/A	0
2013	New Orleans	2/2	8	4	4	0.0	0.0	0	0	--	0	0	0	0	0	0	118	100%	0
Totals		**6/4**	**26**	**21**	**5**	**2.0**	**1.0**	**0**	**0**	**--**	**0**	**2**	**1**	**0**	**0**	**0**	**---**	**---**	**0**
ADDITIONAL CAREER STATISTICS																			

2017 GAME-BY-GAME STATISTICS													
Date	Opp		GP/S	Tot	Solo	Sk	Int	PD	FF	FR	Snaps	Pct
Sep 10	at Was	W	1/1	6	3	0.0	0	1	0	0	63	100%
Sep 17	at KC	L	1/1	6	4	0.0	0	1	0	0	53	100%
Sep 24	NYG	W	1/1	11	6	0.0	0	0	0	0	69	100%
Oct 1	at LAC	W	1/1	7	6	0.0	0	0	0	0	57	100%
Oct 8	Ari	W	1/1	9	5	0.0	0	2	0	0	60	100%
Oct 12	at Car											
Oct 23	Was											
Oct 29	SF											
Nov 5	Den											
Nov 19	at Dal											
Nov 26	Chi											
Dec 3	at Sea											
Dec 10	at LAR											
Dec 17	at NYG											
Dec 25	Oak											
Dec 31	Dal											
Totals			**5/5**	**39**	**24**	**0.0**	**0**	**4**	**0**	**0**	**302**	**100%**

CAREER HIGHS		
Total Tackles	14	9/20/15 vs. Dal.
Solo Tackles	10	2x, last: 9/20/14 vs. Dal.
Sacks	1.5	10/13/13 at NE
INTs	2	2x, last: 12/22/16 vs. NYG
PDs	3	8x, last: 12/22/16 vs. NYG
FFs	2	9/27/15 at NYJ
FRs	1	6x, last: 10/23/16 vs. Min.

CAREER HIGHLIGHTS (Continued)

2017 - PHILADELPHIA EAGLES (5/5)

- Through the Eagles' first five games, has played every defensive snap and leads the team with 39 tackles (24 solo)
- In Week 5 vs. Ari. (10/8/17), led the defense with 9 tackles and tallied a season-high 2 passes defensed

2016 - PHILADELPHIA EAGLES (16/16)

- Only four NFL players had 2 INT-TDs in 2016: **Malcolm Jenkins**, **Eric Berry**, **Deion Jones** and **Bradley Roby**. Jenkins joined **Lito Sheppard** (2 in 2004), **Eric Allen** (4 in 1993), **Seth Joyner** (2 in 1992) and **Bibbles Bawel** (2 in 1995) as the only Eagles with multiple INT-TDs in a single season
- Intercepted Giants QB **Eli Manning** twice (1 for TD) vs. NYG (12/22/16), giving him his second-career multi-INT game. Became the first Eagle with 2 INTs and 1 TD in a single game since **Dimitri Patterson** (11/15/10 at Was.). His performance earned him his fourth-career **NFC Defensive Player of the Week** award (second with the Eagles)

DT TIM JERNIGAN 93

6-2 | 295 4th Year

BORN: Sept. 24, 1992 (Age 25)

Lake City, Florida

Columbia High School

Florida State

D2-14 (48th overall) by Baltimore

Acquired: T-Bal-2017

Originally selected by the Ravens in the 2nd round (48th overall) of the 2014 NFL Draft, **Tim Jernigan** was acquired by the Eagles in a trade with Baltimore on April 4, 2017. In 48 career regular-season games, Jernigan has recorded 103 tackles (51 solo), 38 hurries, 20.0 TFL, 14.5 sacks, 3 PDs and 1 FR. The 24-year-old interior lineman has produced 4.0+ sacks in three straight years, including a career-high 5.0 QB takedowns in 2016.

MOST SACKS

BALTIMORE RAVENS IN 2016

Terrell Suggs	8.0
Tim Jernigan	5.0
Matt Judon	4.0

TACKLES FOR LOSS

BALTIMORE RAVENS IN 2016

Terrell Suggs	11.0
Tim Jernigan	9.0
Zach Orr	6.0

THREE STEP DROP

First job: **Bag boy at Winn-Dixie**

Hobbies: **Antique cars. Owns 1964 and 1972 Chevrolet Impalas**

Bucket list: **Learning how to ski**

If he could play another sport: **"Every big man dreams of being a point guard. I would've definitely been a point guard if I could've had it my way."**

Best players he's lined up against: **Mike and Maurkice Pouncey**

Favorite athletes: **Muhammad Ali, Mike Tyson, Terrell Owens**

Moment left star struck: **Meeting Michael Vick after playing the Steelers in 2015**

Favorite movie: ***Next Friday***

Favorite TV show: ***Power***

Favorite music: **Rick Ross**

CAREER HIGHLIGHTS

2017 - PHILADELPHIA EAGLES (5/5)

- Recorded his first sack as an Eagle against Redskins QB **Kirk Cousins** at Was. (9/10/17). Became the first Eagles DL to register a sack in his first game with the team since **Fletcher Cox** (9/9/12 at Cle.)

2016 - BALTIMORE RAVENS (16/15)

- Produced 31 tackles (16 solo) and recorded career highs with 9.0 TFL and 5.0 sacks for a Ravens defense that allowed the 5th-fewest rushing yards (89.4 ypg) in the NFL and ranked 7th overall (322.1 ypg)
- Intercepted a Steelers QB **Ben Roethlisberger** pass tipped by DT **Brandon Williams** for his first-career INT in the 21-14 victory vs. Pit. (11/6/16)

DT TIM JERNIGAN 93

JERNIGAN'S CAREER STATISTICS																		
			TACKLES					PASS DEFENSE						FUMBLES			DEF SNAPS	
Year	Team	GP/S	Total	Solo	Asst	TFL	Sacks	Int	Yds	Lg	TD	PD	Hur	FF	FR	Yds	No	Pct
2014	Baltimore	12/3	23	11	12	3.0	4.0	0	0	--	0	0	10	0	0	0	304	28%
2015	Baltimore	15/6	37	18	19	4.0	4.0	0	0	--	0	0	14	0	0	0	531	50%
2016	Baltimore	16/15	31	16	15	9.0	5.0	1	0	0	0	3	11	0	1	0	630	60%
2017	Philadelphia	5/5	12	7	5	4.0	1.5	0	0	--	0	0	3	0	0	0	210	70%
Totals		**48/29**	**103**	**52**	**51**	**20.0**	**14.5**	**1**	**0**	**0**	**0**	**3**	**38**	**0**	**1**	**0**	**---**	**---**
PLAYOFFS																		
2014	Baltimore	1/0	2	2	0	1.0	1.0	0	0	--	0	0	2	0	0	0	18	26%
Totals		**1/0**	**2**	**2**	**0**	**1.0**	**1.0**	**0**	**0**	**--**	**0**	**0**	**2**	**0**	**0**	**0**	**---**	**---**

CAREER HIGHS		
Total Tackles	6	3x, last: 9/18/16 at Cle.
Solo Tackles	4	9/18/16 at Cle.
Sacks	2.0	12/14/14 vs. Jax.
Hurries	5	12/14/14 vs. Jax.
PDs	2	9/25/16 at Jax.
FFs	-	---
FRs	1	10/23/16 at NYJ

2017 GAME-BY-GAME STATISTICS												
Date	Opp		GP/S	Tot	Solo	Sk	Hur	PD	FF	FR	Snaps	Pct
Sep 10	at Was	W	1/1	2	1	1.0	0	0	0	0	40	63%
Sep 17	at KC	L	1/1	5	2	0.5	0	0	0	0	32	60%
Sep 24	NYG	W	1/1	3	3	0.0	1	0	0	0	50	72%
Oct 1	at LAC	W	1/1	2	1	0.0	2	0	0	0	42	74%
Oct 8	Ari	W	1/1			0.0			0	0	46	77%
Oct 12	at Car											
Oct 23	Was											
Oct 29	SF											
Nov 5	Den											
Nov 19	at Dal											
Nov 26	Chi											
Dec 3	at Sea											
Dec 10	at LAR											
Dec 17	at NYG											
Dec 25	Oak											
Dec 31	Dal											
Totals			**5/5**	**12**	**7**	**1.5**	**3**	**0**	**0**	**0**	**210**	**70%**

CAREER HIGHLIGHTS (Continued)

- Recorded his first-career fumble recovery and tallied 4 tackles, 2 hurries and 1.0 sack at NYJ (10/23/16)
- Posted 2 tackles, a career-high 2 PDs (one of which led to an INT) and 1.0 sack in the 19-17 win at Jax. (9/25/16)
- Tied his career-high with 6 tackles (4 solo) and notched 1.0 sack, 3 hurries and 2 TFL in a 25-20 win at Cle. (9/18/16)

2015 - BALTIMORE RAVENS (15/6)

- Established a career high with 37 tackles (18 solo) for a Ravens defense (337.4 ypg) that ranked 8th in the NFL. Also added 4.0 sacks for a second-consecutive season
- Led all Ravens defensive linemen with a career-high-tying 6 tackles at Cin. (1/3/16)

2014 - BALTIMORE RAVENS (12/3, Playoffs: 1/0)

- Contributed 23 tackles (11 solo) and 4.0 sacks for a Ravens defense that finished 2nd in the NFL (tied with Philadelphia) with 49.0 sacks (Buffalo - 54.0)
- Saw action in his first-career postseason game, posting 2 tackles and 1.0 sack in the Divisional playoff at NE (1/10/15)
- Started his first-career game vs. Jax. (12/14/14), tallying 4 tackles (3 solo) and a career-high 2.0 sacks for a defense that had a season-high 8.0 sacks in the 20-12 win

BIRDSEED

Jernigan prepped at Columbia High School (Lake City, FL), where he earned U.S. Army All-American and All-USA first-team defense recognition (*USA Today*), was named to the 2010 All-First Coast first-team (*Florida Times-Union*) and was rated a five-star defensive lineman (*Scout.com*). Jernigan recorded 77 tackles, 32 TFL, 14.0 sacks and 1 INT as a senior, while also scoring 4 goal-line TDs as a short-yardage running back.

T LANE JOHNSON 65

6-6 | 317 5th Year

BORN: May 8, 1990 (Age 27)

Oklahoma
D1-13 (4th overall) by Philadelphia

A physically gifted athlete who played collegiately as a quarterback, tight end and defensive lineman at Oklahoma before transitioning to the offensive line in 2011, **Lane Johnson** was selected by the Philadelphia Eagles with the No. 4-overall pick in the 2013 NFL Draft. During the 2016 offseason, Johnson signed a new six-year contract with the Eagles.

CAREER HIGHLIGHTS

- Started all 16 games in 2015, opening 14 contests at RT and making his first two career starts at LT at Dal. (11/8/15) and vs. Mia. (11/15/15)
- Opened 12 contests at RT in 2014, helping pave the way for the NFL's 3rd-leading rusher, **LeSean McCoy** (1,319 yards), while allowing just one sack
- In 2013, helped the Eagles set then-team records in both points scored (442) and total net yards (6,676). Was part of an offensive line that blocked for the NFL's leading rusher, **LeSean McCoy**, who posted a franchise-record 1,607 yards
- Made his NFL debut at Was. (9/9/13), becoming the first Eagles rookie to start at tackle on opening day since **John Welbourn** in 1999

THREE STEP DROP

Hobbies: **Hunting and fishing**

Funniest Eagle: **Allen Barbre**

Favorite movie: ***Forrest Gump***

Favorite TV show: ***Impractical Jokers***

First job: **Grave digger in high school**

Biggest pet peeve: **Drivers that take a long time to make a turn**

Favorite teams/athletes growing up: **Houston Rockets, Green Bay Packers & Brett Favre**

If he could play another sport, what position: **Small forward, Houston Rockets**

Three favorite throwback jerseys: **Hakeem Olajuwon, Houston Rockets; Michael Vick, Atlanta Falcons; Bo Jackson, Los Angeles Raiders**

IN THE TRENCHES

Best part of being an offensive lineman: **Being physical and the brotherhood that exists with his fellow linemen**

Worst part about being 6-6, 317: **Not having the beach body you want**

Most underrated aspect of the position: **Athleticism**

Best player he has lined up against: **Dwight Freeney**

T LANE JOHNSON 65

LIFE IN THE FAST LANE

Johnson did not start playing football until the 7th grade when he was a quarterback for his middle school team in Coldspring, TX. He earned all-state honors as a QB in high school, but did not receive a scholarship offer.

He began his college career at Kilgore (TX) College, where, at 202 pounds, he quarterbacked the Rangers in 2008. After transfering to Oklahoma as a tight end in 2009, he redshirted for one year before playing tight end and defensive end in 2010.

He finally settled in as a right tackle in 2011 before moving to the left side in 2012.

MOTHER'S INFLUENCE

Johnson credits his mother, Ray Ann, for being where he is today. Ray Ann has a degree in criminal justice and works as a social worker with death-row inmates at a prison in Riverside, TX. Lane was proud to purchase his mother a new home in 2014.

"She was a single mother and she raised me by herself. She didn't have a lot, but she made sure I was happy."

FAMILY TIES

Johnson leans on the advice of his father-in-law, John Goodman, who played defensive line for the Pittsburgh Steelers from 1981-85.

"He's been a mentor to me. He's been in my shoes - been there, done that. He's taught me how to best work through adversity and the tough times."

STRONG IMPRESSION

Before transfering to Oklahoma, Johnson played one year at Kilgore (TX) College for head coach J.J. Eckert. Eckert on Johnson's progression:

"One day we were in a goal-line drill and we were short a tight end due to injuries, and we have this big monster (Johnson) sitting right next to us. We said, 'Could you go play tight end on this play? Just run through the C-gap and if you see someone, just hit 'em. Well, he pancaked a linebacker and Division I college coaches were there and his stock went high basically just on one play in a goal-line drill."

SMALL TOWN ROOTS

Johnson's graduating class from Groveton High School consisted of just 35 students. In fact, Groveton's listed population in 2010 was just 1,057.

Johnson played quarterback and safety at Groveton, where he was an all-region and honorable mention all-state selection. Johnson also lettered in track and field, as he placed 4th in the shot put at the state's track championships. He was also a member of Groveton's baseball and basketball teams.

BIRDSEED

Johnson and his wife, Chelsea, reside in Edmond, OK. They have a son, Jace; a daughter, Journey Lane; and a dog, Mox. Johnson majored in human relations at Oklahoma.

@Lanejohnson65

COLLEGE HIGHLIGHTS

- As a senior in 2012, started 11 games at left tackle and garnered third-team All-America accolades from CBSSports.com and second-team All-Big 12 honors from the conference's coaches. Anchored a Sooner offense that ranked 12th in the nation with 497.9 total yards per game and registered a team-best 123 knockdowns. Also led the Big 12 with 19 TD-resulting blocks
- Started 12 games at right tackle as a junior in 2011 as the Sooners ranked 10th in the nation in scoring (39.5 ppg), 5th in offense (512.3 ypg) and 5th in passing (349.4 ypg), while allowing the 7th-fewest sacks in the nation (11)
- Began his sophomore season in 2010 as a tight end before converting to a defensive lineman
- Was a two-time Academic All-Big 12 first-team honoree
- Redshirted in 2009 after transferring from Kilgore (TX) College
- Appeared in nine games as a reserve QB at Kilgore, completing 32 of 61 passes for 510 yards, 3 TDs and 7 INTs, while adding 24 yards and 1 TD on 17 carries

TRANSACTIONS

2013	Drafted by PHI in 1st round (4th overall)
	Signed 4-year contract
7/23/14	Suspended by NFL for four games
9/29/14	Activated from reserve/suspended list
1/29/16	Signed 6-year contract through 2021
10/11/16	Suspended by NFL for 10 games
12/20/16	Activated from reserve/suspended list

JOHNSON'S CAREER SERVICE						
			STARTS		OFF SNAPS	
Year	**Team**	**GP/S**	**LT**	**RT**	**No**	**Pct**
2013	Philadelphia	16/16	0	16	1102	100%
2014	Philadelphia	12/12	0	12	889	76%
2015	Philadelphia	16/16	2	14	1156	100%
2016	Philadelphia	6/6	0	6	407	36%
2017	Philadelphia	5/5	0	5	328	91%
Totals		**55/55**	**2**	**53**	**---**	**---**
PLAYOFFS						
2013	Philadelphia	1/1	0	1	58	100%
Totals		**1/1**	**0**	**1**	**---**	**---**

WR MARCUS JOHNSON 14

6-1 | 204 1st Year

BORN: August 5, 1994 (Age 23)

League City, Texas

Clear Springs High School

Texas

Acquired: UDFA 2016

Marcus Johnson originally signed with the Eagles in the 2016 offseason as an undrafted free agent and spent time on the Eagles practice squad last season. During his four-year collegiate career at Texas, Johnson played in 42 games (18 starts) and totaled 61 catches for 793 yards (13.0 avg.) and 4 TDs.

THREE STEP DROP

First job: **Worked as a landscaper in high school**

If he could play another pro sport: **Outfield, New York Yankees**

Favorite meal: **His mother's jambalaya**

Favorite movies: **Any horror film**

Favorite TV show: ***American Horror Story***

Favorite musician: **Lil Wayne**

Favorite Halloween costume: **The "Scream" outfit**

Three favorite throwback jerseys:
Allen Iverson, Philadelphia 76ers
Wilt Chamberlain, L.A. Lakers
Babe Ruth, NY Yankees

TRANSACTIONS

2016	Signed by PHI as UDFA
9/3/16	Waived by PHI
9/4/16	Signed by PHI to practice squad
9/13/16	Released by PHI from practice squad
12/2/16	Signed by PHI to practice squad
1/2/17	Re-signed by PHI

BIRDSEED @Mojomdj

- Grew up a loyal fan of the Texas Longhorns and considers the school's last win over Texas A&M - a game-winning field goal by Justin Tucker in 2011 - to be one of his two greatest sports moments
- Looks up to Cardinals WR Larry Fitzgerald: "He made me want to play wide receiver. He approaches his job with great focus and is a true student of the game. I really enjoy watching him on film because it gives me a chance to visualize and understand how much he concentrates on the small details of the game."
- Compiled 110 catches for 2,051 yards (18.6 avg.) and 21 touchdowns in his final three seasons at Clear Spring High School in League City, TX. Lettered in track and field
- His father, Morlon, played basketball at Prairie View A&M and his mother, Laquitha, is a vascular technician
- Has a younger brother, Malik, and a younger sister, McKenzie

COLLEGE HIGHLIGHTS

- Appeared in 42 games (18 starts) for the Texas Longhorns, finishing his career with 61 catches for 793 yards (13.0 avg.) and 4 TDs
- Played in 10 games (7 starts) as a senior in 2015, notching 12 catches for 130 yards (10.6 avg.) and a touchdown
- Appeared in 13 games (7 starts) as a junior in 2014 and snagged a career-high 27 receptions for 313 yards (11.6 avg.) and a score. Also contributed in the return game with 10 kick returns for 191 yards (19.1 avg.)

WR MARCUS JOHNSON 14

2017 GAME-BY-GAME STATISTICS										
Date	**Opp**		**GP/S**	**Rec**	**Yds**	**Avg**	**Lg**	**TD**	**Snaps**	**Pct**
9/10	at Was	W	1/0	0	0	0.0	0	0	7	5%
9/17	at KC	L	0/0	INACTIVE						
9/24	NYG	W	1/0	0	0	0.0	0	0	7	9%
10/1	at LAC	W	1/0	0	0	0.0	0	0	9	11%
10/8	Ari	W	1/0	1	6	6.0	6	0	14	21%
10/12	at Car									
10/23	Was									
10/29	SF									
11/5	Den									
11/19	at Dal									
11/26	Chi									
12/3	at Sea									
12/10	at LAR									
12/17	at NYG									
12/25	Oak									
12/31	Dal									
Totals			**4/0**	**1**	**6**	**6.0**	**6**	**0**	**37**	**10%**

JOHNSON'S CAREER STATISTICS											
			RECEIVING						**OFF SNAPS**		**ST**
Year	**Team**	**GP/S**	**No**	**Yards**	**Avg**	**Lg**	**TD**	**No**	**Pct**	**T**
2017	Philadelphia	4/0	1	6	6.0	6	0	37	10%	0
Totals		**4/0**	**1**	**6**	**6.0**	**6**	**0**	**---**	**---**	**0**

P DONNIE JONES 8

6-2 | 221 14th Year

BORN: July 5, 1980 (Age 37)

AP 2008

AP 2009

Louisiana State

D7-04 (224th overall) by Seattle

Acquired: FA (Hou) 2013

A veteran of 13 NFL seasons, **Donnie Jones** signed with the Eagles in 2013 and quickly solidified himself as the top punter in franchise history in terms of both gross and net punting average. Jones was originally drafted by the Seattle Seahawks in the seventh round of the 2004 NFL Draft and went on to become a two-time All-Pro selection with St. Louis from 2008-09.

GROSS PUNTING AVG.

EAGLES ALL-TIME HISTORY

Donnie Jones (2013-present)	45.0
Joe Muha (1946-50)	43.0
Sav Rocca (2007-10)	42.9

EAGLES SINGLE-SEASON HISTORY

Joe Muha (1948)	47.3
Donnie Jones (2015)	47.0
Mat McBriar (2012)	46.6
Donnie Jones (2016)	45.8

CAREER PUNTS INSIDE THE 20

EAGLES ALL-TIME HISTORY

122	Donnie Jones (2013-present)
106	Jeff Feagles (1990-93)
102	Sav Rocca (2007-10)

NET PUNTING AVG.

EAGLES ALL-TIME HISTORY

Donnie Jones (2013-present)	39.2
Sav Rocca (2007-10)	37.6
Dirk Johnson (2003-06)	36.0

EAGLES SINGLE-SEASON HISTORY

Donnie Jones (2015)	41.6
Donnie Jones (2016)	40.7
Donnie Jones (2013)	40.5

THREE STEP DROP

Actor that would play him in a movie: Will Ferrell in a comedy and Robert De Niro in a drama

First job: Working in the Chicken Shack at Blue Bayou, a water park in Baton Rouge

Career if not football: Working at a brokerage firm

Favorite movie: *The Shawshank Redemption*

Favorite TV show: Shows on HGTV and the *Real Housewives* series

Favorite meal: Cajun Creole food, red beans and rice, fried catfish

Favorite musician: Kenny Chesney, Eric Church

Favorite place to visit: Cabo San Lucas

CAREER HIGHLIGHTS

- Jones is the top punter in Eagles history in terms of gross average, net average, and punts inside the 20
- Has played in 197 consecutive games, which stands as the fourth-longest active streak in the NFL, trailing Texans P **Shane Lechler** (241), Cowboys TE **Jason Witten** (222), and Giants QB **Eli Manning** (202)

P DONNIE JONES 8

JONES' CAREER STATISTICS														
Year	**Team**	**GP**	**No**	**Yds**	**Avg**	**Opp Ret**	**Yards**	**TB**	**Net Yds**	**Net Avg**	**In20**	**Lg**	**Blk**	**ST**
2004	Seattle	6	26	988	38.0	11	79	2	869	32.2	6	51	1	1
2005	Miami	16	88	3,827	43.5	46	227	7	3,460	39.3	31	63	0	3
2006	Miami	16	85	3,640	42.8	49	367	10	3,073	35.7	28	64	1	1
2007	St. Louis	16	78	3,684	47.2	48	437	9	3,067	39.3	18	80	0	0
2008	St. Louis	16	82	4,100	50.0	57	590	7	3,370	41.1	20	68	0	2
2009	St. Louis	16	90	4,212	46.8	41	260	10	3,752	41.7	34	63	0	1
2010	St. Louis	16	94	4,276	45.5	45	435	4	3,761	40.0	32	63	0	1
2011	St. Louis	16	105	4,652	44.3	45	552	9	3,920	37.0	29	65	1	2
2012	Houston	16	88	4,150	47.2	48	483	5	3,567	40.5	28	66	0	2
2013	Philadelphia	16	82	3,681	44.9	28	223	5	3,358	40.5	33	70	1	1
2014	Philadelphia	16	76	3,331	43.8	29	238	7	2,953	38.9	34	68	0	0
2015	Philadelphia	16	86	4,038	47.0	42	215	8	3,663	41.6	29	64	2	0
2016	Philadelphia	16	63	2,888	45.8	25	202	6	2,566	40.7	21	72	0	0
2017	Philadelphia	5	17	745	43.8	7	21	2	684	40.2	5	58	0	0
Totals		**203**	**1,060**	**48,212**	**45.0**	**524**	**4,329**	**91**	**42,063**	**39.2**	**348**	**80**	**6**	**14**
PLAYOFFS														
2012	Houston	2	8	308	38.5	4	12	1	276	34.5	3	48	0	0
2013	Philadelphia	1	5	244	48.8	3	31	1	193	38.6	1	55	0	0
Totals		**3**	**13**	**552**	**42.5**	**7**	**43**	**2**	**469**	**36.1**	**4**	**55**	**0**	**0**

CAREER HIGHLIGHTS (Continued)

- One of only seven players in NFL history to record a 50.0 gross avg. in a single season, accomplishing the feat in 2008 with St. Louis
- Garnered second-team **All-Pro** honors in both 2008 and 2009 while with the Rams and was also selected to the 2008 *USA Today* **All-Joe team**
- Set Texans' team records with a gross average of 47.2 yards and a net average of 40.5 yards during his lone season with Houston in 2012
- Holds Rams' records in punts, gross avg. and net avg.

AVID GOLFER

Jones enjoys golfing in his spare time and plays four to five times a week during the offseason. If he could have one talent, he would love to be able to play professionally. "I'd like to be a really good golfer and play on the PGA tour. I'm not bad. I have my good days and my bad, but I love it."

Jones has had the opportunity to play two of the most prestigious golf courses in the world - Merion and Pine Valley. He says his ideal foursome to play a round with would be himself, Arnold Palmer, Jack Nicklaus and Tiger Woods.

HIGH SCHOOL STANDOUT

Jones earned all-state and all-district honors as a senior at Baton Rouge Catholic, where he averaged 43.4 yards per punt on a team that reached the Class 5A semifinals. Jones says the last time he scored a touchdown was in 1998.

Jones also threw the javelin and participated in the high jump at Baton Rouge Catholic.

FAMILY MAN

Jones' greatest love besides football is his family. "Definitely my family. That's something that's very important to me, especially when you have kids. It's so important to be that positive influence for them. I love being able to spend time with them away from football, whether it's going to their games or on vacations with the whole family. It's great to be able to spend quality time with them and help create memories that our kids will have forever."

BIRDSEED

Jones, who resides in Baton Rouge, LA, in the offseason, is the son of Amanda and Don Jones and has one sister, Mandy. Jones and his wife, Aubrie, have a son, Weston, a daughter, Addison, and also have one dog, a poodle named Rilie.

Jones graduated from LSU with a degree in finance.

Jones' nickname is "Donnie Longball," which was given to him by former teammate Connor Barwin.

P DONNIE JONES 8

2017 GAME-BY-GAME STATISTICS										
Date	Opp		No	Yds	Avg	Net	TB	In20	Lg	Blk
9/10	at Was	W	4	170	42.5	41.8	0	1	50	0
9/17	at KC	L	4	169	42.3	35.3	1	1	49	0
9/24	NYG	W	4	182	45.5	40.5	1	0	58	0
10/1	at LAC	W	2	95	47.5	46.0	0	2	54	0
10/8	Ari	W	3	129	43.0	40.7	0	1	57	0
10/12	at Car									
10/23	Was									
10/29	SF									
11/5	Den									
11/19	at Dal									
11/26	Chi									
12/3	at Sea									
12/10	at LAR									
12/17	at NYG									
12/25	Oak									
12/31	Dal									
Totals			**17**	**745**	**44.2**	**40.9**	**2**	**5**	**58**	**0**

2016 GAME-BY-GAME STATISTICS										
Date	Opp		No	Yds	Avg	Net	TB	In20	Lg	Blk
Sep 11	Cle	W	6	295	49.2	39.2	3	3	72	0
Sep 19	at Chi	W	5	218	43.6	30.6	0	1	55	0
Sep 25	Pit	W	4	165	41.3	40.5	0	1	47	0
Oct 9	at Det	L	2	76	38.0	38.0	0	0	42	0
Oct 16	at Was	L	6	266	44.3	42.2	0	3	55	0
Oct 23	Min	W	4	202	50.5	43.3	1	1	60	0
Oct 30	at Dal	L	6	269	44.8	41.7	0	2	62	0
Nov 6	at NYG	L	3	141	47.0	43.7	0	1	48	0
Nov 13	Atl	W	2	86	43.0	38.5	0	0	43	0
Nov 20	at Sea	L	7	344	49.1	39.0	2	0	60	0
Nov 28	GB	L	2	71	35.5	35.5	0	2	37	0
Dec 4	at Cin	L	3	118	39.3	36.3	0	2	48	0
Dec 11	Was	L	2	106	53.0	46.5	0	1	54	0
Dec 18	at Bal	L	2	94	47.0	47.0	0	1	51	0
Dec 22	NYG	W	5	237	47.4	47.8	0	2	55	0
Jan 1	Dal	W	4	200	50.0	44.3	0	1	53	0
Totals			**63**	**2,888**	**45.8**	**40.7**	**6**	**21**	**72**	**0**

CAREER HIGHLIGHTS (Continued)

2016 - PHILADELPHIA EAGLES (16/0)

- His 45.8-yard gross average ranked as the fourth-best mark in team history and his 40.7-yard net average was second
- His 47.8-yard net average vs. NYG (12/22/16) was the fifth-highest single-game total in team history
- Landed two punts inside the 20-yard line at Dal. (10/30/16), moving past **Jeff Feagles** (106) and setting the Eagles record
- Booted a 72-yard punt vs. Cle (9/11), the second longest of his career

2015 - PHILADELPHIA EAGLES (16/0)

- Ranked sixth in the NFL in net average (41.6) and seventh in gross average (47.0). His net average set an Eagles single-season record
- Posted a 54.3-yard gross average and a 49.0-yard net average vs. NYG (10/19/15), which ranked for third and tied for second in a single game by an Eagles punter, respectively
- Finished the 2014 season ranked fourth in Eagles history with a 43.8-yard gross average and third with a 38.9-yard net average

2014 - PHILADELPHIA EAGLES (16/0)

- Set an Eagles record and tied a career high with 34 punts inside the 20-yard line, surpassing his previous record of 33 set in 2013. That total also tied Arizona's **Drew Butler** for the NFL lead
- Booted a 68-yarder vs. Dal. (12/14/14), tying for the third-longest punt of his career
- His 53.8-yard gross average at Ind. (9/15/14) was the third-highest single-game average in Eagles history
- In 2013, ranked first in Eagles history in single-season net punting average (40.4) and third in gross punting average (44.9)

CAREER HIGHS		
Punts	11	1/3/10 vs. SF
Yards	551	1/3/10 vs. SF
Long	80	10/21/07 at Sea.
Inside 20	7	12/1/13 vs. Ari.
Gross Avg.	56.3	11/22/09 vs. Ari.
Net Avg.	52.3	12/14/14 vs. Dal.

ADDITIONAL CAREER STATISTICS	
Passing	2008 (1-0-0)
Rushing	4-9: *2005 (1-0)*; *2006 (1-0)*; *2011 (1-9)*; *2016 (1)*
Fumbles	2: *2006 (1)*; *2016 (1)*
Kickoffs	4-230: *2004 (1-54)*; *2005 (1-55)*; *2009 (1-63)*; *2012 (1-58)*

2013 - PHILADELPHIA EAGLES (16/0, Playoffs: 1/0)

- Led the NFL with 27 punts downed without a return and finished tied for fourth in the league with a franchise-best 33 punts inside the 20-yard line
- Recorded a 48.8-yard gross average vs. NO (1/4/14), which ranked as the fourth-highest in Eagles postseason history
- Jones became the first Eagles player in team history to win **NFC Special Teams Player of the Week** honors in back-to-back games (vs. Was. (11/17/13) and vs. Ari. (12/1/13)) and became the first Philadlephia player to earn honors in back-to-back games since **Michael Vick** in 2010
- Became the fourth punter in NFL history to win **NFC Special Teams Player of the Week** honors in consecutive games in a single season and the first since 1999 (**Bryan Barker**) after landing a career-best seven punts inside the 20-yard line vs. Ari. (12/1/13)

CB SIDNEY JONES 22

6-0 | 181 Rookie

BORN: May 21, 1996 (Age 21)

Diamond Bar, California

West Covina High School

Washington

D2-17 (43rd overall) by Philadelphia

Sidney Jones was selected by the Eagles in the 2nd round (43rd overall) of the 2017 NFL Draft. Jones started 39 of 40 career games at the University of Washington, where he amassed 145 tackles (105 solo), 30 PDs, 9 INTs, 6 FFs and 3 FRs. The California native was a two-time first-team All-Pac-12 selection (2015-16) and earned second-team All-America honors (*Sports Illustrated*, *Football Writers*) in 2016.

CAREER INTERCEPTIONS

WASHINGTON PLAYERS SINCE 1996

Marcus Peters (2012-14)	11
Sean Parker (2010-13)	11
Derrick Johnson (2000-04)	11
Sidney Jones (2014-16)	9
Evan Benjamin (2002-05)	8
Tony Parrish (1996-97)	8

In 2017, **Sidney Jones (43rd overall pick)** became the highest-drafted Eagles CB since **Lito Sheppard (26th overall pick)** in 2002.

CAREER INTERCEPTIONS VS. TOP-25 TEAMS

WASHINGTON PLAYERS SINCE 1996

Sidney Jones (2014-16)	5
Marcus Peters (2012-14)	4
Derrick Johnson (2000-04)	4
Several players tied	3

COLLEGE HIGHLIGHTS

- In 2016, was named second-team All-America (*Sports Illustrated*, *Football Writers*) while garnering first-team All-Pac-12 accolades
- Started all 14 games of the 2016 season and finished with 9 PDs, 3 INTs and 2 FFs. Made 7 tackles in the win at Arizona (9/24/16), earning himself the team's defensive player of the week honors. Named the Pac-12 Player of the Week after intercepting two passes and adding two other PDs in a win at California (11/5/16). Totaled 3 tackles and 1 FF in the Pac-12 Championship Game victory vs. Colorado (12/2/16)
- In 2015, was named first-team All-Pac-12 while also earning second-team Academic All-Pac-12 and CoSIDA District VIII Academic All-America first-team honors

CB SIDNEY JONES 22

BIRDSEED

Jones prepped at West Covina (CA) High School, where he was named Hacienda League Defensive Player of the Year and earned first-team All-CIF Southern Section Southeast Division honors at defensive back as a senior in 2013. Jones, who played cornerback, free safety, running back and wide receiver while also returning kicks and punts for the Bulldogs, helped lead West Covina into the CIF Southern Section Southeast Division playoffs that year as well.

As a junior in 2012, Jones received first-team All-CIF SS Southeast Division and first-team All-Hacienda League honors at defensive back and helped lead the Bulldogs to the CIF-SS Southeast Division semifinals. As a sophomore in 2011, West Covina finished the season 13-1 and won the CIF-SS Southeast Division, beating La Serna, 84-21, in the championship game. That squad scored 240 points in four postseason contests.

@SidneyJonesIV @sidneyjonesiv

COLLEGE HIGHLIGHTS (Continued)

- Started all 13 games in 2015 and finished the year as the Pac-12 leader in PDs (14) while tying for 2nd in FFs (3), tying for 4th in INTs (4) and tying for 5th in FRs (2). Forced a fumble, picked it up and ran 70 yards for a TD vs. California (9/26/15). Returned a 35-yard INT for a TD against Utah (11/7/15). Notched a 69-yard INT-TD and three other PDs in the Apple Cup win over Washington State (11/27/15)
- In 2014, appeared in 13 contests (12 starts) as a true freshman. Logged 61 tackles (48 solo), 7 PDs, 2 INTs, 1 FF and 1 FR

TRANSACTIONS

2017 Drafted by PHI in 2nd round (43rd overall)
Signed 4-year contract

9/1/17 Placed on Reserve/Non-Football Injury List

JONES' COLLEGE STATISTICS

			TACKLES					PASS DEFENSE					FUMBLES	
Year	**Team**	**GP/S**	**Total**	**Solo**	**Asst**	**TFL**	**Sacks**	**Int**	**Yds**	**Lg**	**TD**	**PD**	**FF**	**FR**
2014	Washington	13/12	61	48	13	2.5	0.0	2	22	22	0	7	1	1
2015	Washington	13/13	45	30	15	3.5	0.0	4	125	69t	1	14	3	2
2016	Washington	14/14	39	27	12	2.5	0.0	3	0	0	0	9	2	0
Totals		**40/39**	**145**	**105**	**40**	**8.5**	**0.0**	**9**	**147**	**69t**	**1**	**30**	**6**	**3**

C JASON KELCE 62

6-3 | 295 7th Year

BORN: Nov. 5, 1987 (Age 29)

☆ Cleveland, Ohio

Cleveland Heights High School

Cincinatti

D6a-11 (191st overall) by Philadelphia

PRO BOWL 2017

PRO BOWL 2015

Jason Kelce arrived at the University of Cincinnati as a walk-on linebacker in 2006 and is now a 2-time Pro Bowl center with the Eagles. Between then and now, Kelce used an incredible amount of athleticism, diligent work ethic, and intelligence to make his present a reality. A 6th-round draft pick of the Eagles in 2011, Kelce made the most of his opportunity as a rookie and became an immediate starter. Following the 2013 season, he was rewarded with a 7-year contract extension.

THREE STEP DROP

If he could play another sport: Center for the Philadelphia Flyers

First job: Worked a youth hockey camp when he was 14 years old

First football team: Played LB and FB for the Roxboro Rockets in 7th grade

Three items needed on deserted island: Duct tape, lighter, fishing pole

Three favorite throwback jerseys: Chuck Bednarik, Philadelphia Eagles; Jim Brown, Cleveland Browns; Wayne Gretzky, Edmonton Oilers

Pregame ritual: Listens to Christmas music and combs his beard

Favorite movies: *The Big Lebowski* and *The Last Gladiators*

Favorite teams/athletes as a kid: All Cleveland teams. Michael Jordan, Wayne Gretzky and Jerome Bettis

CAREER HIGHLIGHTS

- In 2016, earned his second Pro Bowl trip in three years after becoming the only Eagles player to see action in all 1,133 offensive snaps
- Voted to the Pro Bowl for the first time in 2014, becoming the first Eagles center to gain such recognition since Jim Ringo was named to his 10th Pro Bowl following the 1967 campaign
- Named the team's Ed Block Courage Award recipient in 2013. The award honors those NFL players who exemplify commitment to the principles of sportsmanship and courage and is given by a vote of the team for efforts as well as individual performance. Also garnered *USA Today's* 2013 All-Joe team honors, which recognizes the NFL players whose work doesn't necessarily garner headlines, but is integral to the success of their team
- In 2013, helped the Eagles set a team record with 6,676 total yards of offense and a then-team record 442 points
- Was named to *Dallas Morning News* columnist Rick Gosselin's NFL All-Rookie team after starting all 16 games for an offense that set a team record in first downs (356) and a then-team record in total net yards (6,386)

C JASON KELCE 62

FOOTBALL IS FAMILY

Jason comes from a football lineage, as his younger brother, Travis, was a teammate at Cincinnati (2008-10) as a tight end and was drafted by Kansas City in 2013. His uncle, Don Blalock, played defensive tackle for Purdue (1976-77) and his grandfather, Don Blalock, played football at Ohio University.

Travis is a two-time Pro Bowl TE and was voted All-Pro by the *Associated Press* in 2016. Last season, Jason and Travis both played in the Pro Bowl and the two will face off for the first time in their NFL careers in 2017 when the Eagles travel to Kansas City to take on the Chiefs in Week 2. The Eagles and Chiefs last played when Travis was a rookie in 2013, but he missed the contest with a knee injury.

Travis is pictured on the left in both pictures.

BIRDSEED

Jason is the son of Donna and Ed Kelce. Donna works in banking, while Ed is a sales rep in the steel business. Cites his dad as the biggest influence on his career. "He really pushed me to be the best I could be and was somebody that I've always looked up to."

Jason grew up playing a variety of different sports including hockey, lacrosse, soccer and baseball. "Playing all of those sports has helped me adapt to any circumstance that is thrown my way."

Jason graduated from Cincinnati with a degree in marketing.

CAREER HIGHLIGHTS (Continued)

- Became the first Eagles rookie offensive lineman to start all 16 games since **Doug Brzezineski** did so in 1999 and the first rookie in team history to start every game at center

COLLEGE HIGHLIGHTS

- Kelce started his final 38 games at Cincinnati during a 47-game career – 26 at left guard and 12 at center
- Started 12 games at center in 2010, and was an All-American honorable mention and All-Big East Conference first-team selection by *The NFL Draft Report*, adding second-team All-Big East honors from the league's coaches
- As a junior in 2009, earned All-Big East Conference second-team honors while starting all 13 games at left guard
- In 2008, earned Sophomore All-American third-team and All-Big East Conference second-team honors from *The NFL Draft Report* in his first season as a starter
- In 2007, the former walk-on linebacker added more than 40 pounds to his frame during the offseason, shifting to the offensive line, where he competed in nine games as a reserve at center and both offensive guard positions
- Joined the team as a walk-on in 2006, earning Scout Team Defensive Player of the Year honors while lining up as a 240-pound linebacker

TRANSACTIONS

2011	Drafted by PHI in 6th round (191st overall)
	Signed 4-year contract
9/8/12	Placed on Injured Reserve (knee)
2/27/14	Signed by PHI to a 7-year contract through 2020

KELCE'S CAREER SERVICE

			STARTS	OFF SNAPS	
Year	**Team**	**GP/S**	**C**	**No**	**Pct**
2011	Philadelphia	16/16	16	---	---
2012	Philadelphia	2/2	2	136	12%
2013	Philadelphia	16/16	16	1095	99%
2014	Philadelphia	12/12	12	828	70%
2015	Philadelphia	16/16	16	1156	100%
2016	Philadelphia	16/16	16	1133	100%
2017	Philadelphia	5/5	5	362	100%
Totals		**83/83**	**83**	**---**	**---**
PLAYOFFS					
2013	Philadelphia	1/1	1	58	100%

LB MYCHAL KENDRICKS 95

6-0 | 240 6th Year

BORN: Sept. 28, 1990 (Age 26)

California
D2a-12 (46th overall)
by Philadelphia

A second-round draft choice of the Eagles in 2012, **Mychal Kendricks** has played in 71 regular-season games (62 starts) for the Eagles in five seasons and has compiled 455 tackles and 12.0 sacks. In 2015, Kendricks signed a 4-year contract with Philadelphia. Prior to entering the NFL, he was named the 2011 Pac-12 Defensive Player of the Year at California after leading the Golden Bears with a career-high 106 tackles.

4+ SACK & 3+ INT SINGLE-SEASONS

EAGLES PLAYERS SINCE 1982

SETH JOYNER
6.5 & 4 INT
(1992)

SETH JOYNER
6.5 & 3 INT
(1991)

WILLIAM THOMAS
5.5 & 3 INT
(1996)

MYCHAL KENDRICKS
4.0 & 3 INT
(2013)

THREE STEP DROP

First job: Worked concession stands for several local semi-pro teams

Funniest Eagle: Lane Johnson

If he could play another sport: Defender for Barcelona

Best players he has faced: Aaron Rodgers and Drew Brees

Three favorite throwback jerseys: Kobe Bryant (#8), L.A. Lakers; Ricky Williams, Texas; Willie Mays, S.F. Giants

Thing he can't live without: Oreos

Strangest thing he likes to eat: Eggo waffles with Kraft singles

CAREER HIGHLIGHTS

- Is one of only three Eagles since 1982 to post at least four sacks and three interceptions in a single season, recording four sacks and three picks in 2013. Joined **Williams Thomas** (1996) and **Seth Joyner** (1991 and '92) as the only other Eagles to accomplish the feat
- In 2013, he and **DeMeco Ryans** became the first pair of linebackers in Eagles history to post 4+ sacks and 2+ interceptions in the same season

2017 - PHILADELPHIA EAGLES (5/4)

- Tallied 7 tackles (6 solo) and 2 PDs vs. NYG (9/24/17). Early in the 3rd quarter, deflected an **Eli Manning** pass that was intercepted by CB **Patrick Robinson**. The turnover turned into an Eagles TD and gave Philadelphia a 14-0 lead
- Dropped Chiefs QB **Alex Smith** for a 5-yard sack in the second quarter at KC (9/17/17)

LB MYCHAL KENDRICKS 95

KENDRICKS' CAREER STATISTICS																			
			TACKLES					PASS DEFENSE						FUMBLES			DEF SNAPS		ST
Year	Team	GP/S	Total	Solo	Asst	TFL	Sacks	Int	Yds	Lg	TD	PD	Hur	FF	FR	Yds	No	Pct	No
2012	Philadelphia	15/14	88	70	18	8.0	1.0	0	0	--	0	11	1	0	0	0	927	88%	0
2013	Philadelphia	15/15	137	96	41	3.0	4.0	3	25	18	0	1	6	1	4	0	991	83%	0
2014	Philadelphia	12/11	108	77	31	4.0	4.0	0	0	--	0	2	3	3	0	0	761	66%	0
2015	Philadelphia	13/13	91	71	20	8.0	3.0	0	0	--	0	1	1	1	0	0	628	52%	3
2016	Philadelphia	15/8	29	24	5	2.0	0.0	0	0	--	0	1	3	0	1	0	273	27%	9
2017	Philadelphia	5/4	17	12	5	1.0	1.0	0	0	--	0	3	0	0	0	0	143	47%	1
Totals		**75/65**	**470**	**350**	**120**	**26.0**	**13.0**	**0**	**0**	**--**	**0**	**19**	**14**	**5**	**5**	**0**	**---**	**---**	**13**
PLAYOFFS																			
2013	Philadelphia	1/1	10	10	0	1.0	0.0	0	0	--	0	0	0	0	0	0	72	100%	0
Totals		**1/1**	**10**	**10**	**0**	**1.0**	**0.0**	**0**	**0**	**--**	**0**	**0**	**0**	**0**	**0**	**0**	**---**	**---**	**0**

CAREER HIGHLIGHTS (Continued)

2015 - PHILADELPHIA EAGLES (13/13)

- Finished 3rd on the team in tackles (91)
- Tallied his third consecutive game with a sack - the longest streak of his career - when he dropped Dolphins QB **Ryan Tannehill** for an 8-yard loss vs. Mia. (11/15/15)

CAREER HIGHS		
Total Tackles	17	10/27/13 vs. NYG
Solo Tackles	12	12/7/14 vs. Sea.
Sacks	2.0	12/22/13 vs. Chi.
Interceptions	1	3x, last: 12/29/13 at Dal.
Passes Defensed	3	2x, last: 12/9/12 at TB

BORN TO BE A BIRD

Mychal's father, Marvin, was on the Eagles training camp roster in 1972 after playing college football at UCLA, where he led the Bruins in rushing twice in 1970 and 1971. Said Mychal: "He was so happy the day I got drafted here because the Eagles were his team. I remember being so excited, but he may have even been more excited. He followed them all the time when I was growing up. It was a dream come true for the both of us."





BROTHERLY LOVE

Mychal's younger brother, Eric, was a second-round draft pick of the Minnesota Vikings in 2015. They grew up playing football, basketball and soccer together and remain very close to this day. The brothers workout, snowboard and skateboard together whenever possible.

RENAISSANCE MAN

While he was always known for his athletic talents on the field growing up, Kendricks' passion off the field is in the fine arts. Kendricks attended Bullard Talent, a private school that specializes in the fine arts from kindergarten through 8th grade. While there, Kendricks acted in plays such as *Robin Hood*, *Aladdin* and *The Lion King*. He also learned to dance in hip-hop, urban, tap and jazz styles. Said Kendricks: "I have an appreciation for all kinds of art and going there really instilled that in me at a young age. I would go there during the day and then play sports for other schools. You have to win a raffle to get in. My mom did that for me and I got lucky."

BIRDSEED

Parents are Yvonne Thagon and Marvin Kendricks. Yvonne is a pharmacist technician and Marvin is a retired social worker. Also has a stepmother, Joanne, who is a medical sales rep for Merck His three brothers all played college football: Chad (Sacramento State), Terence (Fresno State) and Eric (UCLA).

LB MYCHAL KENDRICKS 95

2017 GAME-BY-GAME STATISTICS												
Date	Opp		GP/S	Tot	Solo	Sk	Int	PD	FF	FR	Snaps	Pct
Sep 10	at Was	W	1/1	2	1	0.0	0	0	0	0	23	37%
Sep 17	at KC	L	1/1	2	1	1.0	0	1	0	0	20	38%
Sep 24	NYG	W	1/0	7	6	0.0	0	2	0	0	48	70%
Oct 1	at LAC	W	1/1	5	3	0.0	0	0	0	0	24	42%
Oct 8	Ari	W	1/1	1	1	0.0	0	0	0	0	28	47%
Oct 12	at Car											
Oct 23	Was											
Oct 29	SF											
Nov 5	Den											
Nov 19	at Dal											
Nov 26	Chi											
Dec 3	at Sea											
Dec 10	at LAR											
Dec 17	at NYG											
Dec 25	Oak											
Dec 31	Dal											
Totals			**5/4**	**17**	**12**	**1.0**	**0**	**3**	**0**	**0**	**143**	**47%**

2016 GAME-BY-GAME STATISTICS												
Date	Opp		GP/S	Tot	Solo	Sk	Int	PD	FF	FR	Snaps	Pct
Sep 11	Cle	W	1/0	0	0	0.0	0	0	0	0	19	37%
Sep 19	at Chi	W	1/1	3	3	0.0	0	0	0	0	20	38%
Sep 25	Pit	W	1/1	1	1	0.0	0	0	0	0	9	15%
Oct 9	at Det	L	1/0	3	2	0.0	0	0	0	0	26	43%
Oct 16	at Was	L	1/1	3	3	0.0	0	0	0	0	22	30%
Oct 23	Min	W	1/0	2	2	0.0	0	0	0	0	24	32%
Oct 30	at Dal	L	1/0	3	3	0.0	0	0	0	0	19	24%
Nov 6	at NYG	L	1/0	1	1	0.0	0	0	0	0	3	5%
Nov 13	Atl	W	1/1	5	3	0.0	0	1	0	0	19	38%
Nov 20	at Sea	L	1/1	3	2	0.0	0	0	0	0	31	46%
Nov 28	GB	L	1/1	1	1	0.0	0	0	0	0	13	18%
Dec 4	at Cin	L	1/1	0	0	0.0	0	0	0	1	26	41%
Dec 11	Was	L	1/0	1	1	0.0	0	0	0	0	8	17%
Dec 18	at Bal	L	1/0	1	0	0.0	0	0	0	0	20	34%
Dec 22	NYG	W	1/1	2	2	0.0	0	0	0	0	14	16%
Jan 1	Dal	W	0/0	INACTIVE (QUAD)								
Totals			**15/8**	**29**	**24**	**0.0**	**0**	**1**	**0**	**1**	**273**	**27%**

CAREER HIGHLIGHTS (Continued)

2014 - PHILADELPHIA EAGLES (12/11)

- Ranked 2nd on the defense with 108 tackles and tied for 3rd with 3 FFs
- Led the team with a season-best 16 tackles and forced his third fumble of the season when he stripped the ball from Seahawks RB **Marshawn Lynch** vs. Sea. (12/7/14)

2013 - PHILADELPHIA EAGLES (15/15, Playoffs: 1/1)

- Led the NFL with 4 FRs and finished the year ranked 2nd on the team with a career-high 137 tackles
- Forced a fumble of RB **DeMarco Murray** and intercepted QB **Kyle Orton** at Dal. (12/29/13). The two turnovers led to 10 points by the Eagles on their ensuing drives
- Posted 2.0 sacks of QB **Jay Cutler** vs. Chi. (12/22/13)
- Collared 12 tackles and posted a sack and INT (QB **Matt Cassel**) in the same game for the first time in his career at Min. (12/15/13)
- Recovered a crucial fumble of QB **Matthew Stafford** in the fourth quarter vs. Det. (12/8/13). The turnover led to an Eagles TD on the ensuing possession to seal the game at 34-20
- Amassed a career-high 17 tackles vs. NYG (10/27/13)
- Notched two takeaways at NYG (10/6/13), as he recovered a fumble of RB **Brandon Jacobs** and recorded his first career interception (QB **Eli Manning**). The Eagles scored 10 total points following his turnovers, including a crucial TD on the very next play after his interception in the fourth quarter to put the team up 29-21

2012 - PHILADELPHIA EAGLES (15/14)

- Collared the most TFLs (8) ever by an Eagles rookie since the statistic started being kept in 1999. Ranked 3rd on the team in tackles (88) tackles and PDs (11)

2015 GAME-BY-GAME STATISTICS												
Date	Opp		GP/S	Tot	Solo	Sk	Int	PD	FF	FR	Snaps	Pct
Sep 14	at Atl	L	1/1	10	6	0.0	0	0	0	0	77	100%
Sep 20	Dal	L	1/1	6	6	0.0	0	0	0	0	39	46%
Sep 27	at NYJ	W	0/0	INACTIVE (HAMSTRING)								
Oct 4	at Was	L	1/1	7	3	0.0	0	0			11	13%
Oct 11	NO	W	0/0	INACTIVE (HAMSTRING)								
Oct 19	NYG	W	0/0	INACTIVE (HAMSTRING)								
Oct 25	at Car	L	1/1	7	7	1.0	0	0	0	0	52	85%
Nov 8	at Dal	W	1/1	5	5	1.0	0	0	0	0	56	72%
Nov 15	Mia	L	1/1	8	6	1.0	0	0	0	0	40	60%
Nov 22	TB	L	1/1	5	4	0.0	0	0	1	0	56	72%
Nov 26	at Det	L	1/1	7	5	0.0	0	0	0	0	63	88%
Dec 6	at NE	W	1/1	4	4	0.0	0	0	0	0	48	54%
Dec 13	Buf	W	1/1	8	7	0.0	0	0	0	0	42	57%
Dec 20	Ari	L	1/1	10	9	0.0	0	0	0	0	43	57%
Dec 26	Was	L	1/1	5	4	0.0	0	0	0	0	43	57%
Jan 3	at NYG	W	1/1	9	5	0.0	0	1	0	0	58	69%
Totals			**13/13**	**91**	**71**	**3.0**	**0**	**1**	**1**	**0**	**628**	**52%**

- Notched the first sack of his career, bringing down Cowboys QB **Tony Romo** in the second quarter vs. Dal. (11/11)
- Started first NFL game at Cle. (9/9) and deflected a pass that was intercepted by S **Kurt Coleman** on the Eagles 1

COLLEGE HIGHLIGHTS

- Played in all 51 games (29 starts) during his four-year career at California, amassing 258 tackles, including 36.5 tackles for a loss, and 13.5 sacks. Also notched seven fumble recoveries, four interceptions, one touchdown return and a blocked punt

DE CHRIS LONG 56

6-3 | 270 10th Year

BORN: March 28, 1985 (Age 32)

Charlottesville, Virginia ☆

St. Anne's-Belfield School

Virginia

D1-08 (2nd overall) by St. Louis

Acquired: FA (NE) 2017



Chris Long was signed by the Philadelphia Eagles to a two-year contract on March 31, 2017, after spending the 2016 season with the Super Bowl LI-winning New England Patriots. Originally selected by the St. Louis Rams with the 2nd-overall pick in the 2008 NFL Draft, Long has compiled 403 tackles (253 solo), 81 TFL, 60.5 sacks, 12 PDs, 10 FFs and 6 FRs in 135 career regular-season games (102 starts).

MOST SACKS

NEW ENGLAND PATRIOTS IN 2016

Trey Flowers	7.0
Jabaal Sheard	5.0
Chris Long	4.0
Rob Ninkovich	4.0

MOST TACKLES FOR LOSS

NEW ENGLAND PATRIOTS IN 2016

Alan Branch	8.0
Trey Flowers	8.0
Chris Long	7.0
Jabaal Sheard	7.0

SACK LEADERS

ACTIVE NFL DEFENSIVE ENDS SINCE 2008

JULIUS PEPPERS 93.0

CAMERON WAKE 84.0

J.J. WATT 76.0

CLIFF AVRIL 74.0

CHARLES JOHNSON 67.5

CALAIS CAMPBELL 62.5

CHRIS LONG 60.5

Long has produced **eight-career multi-sack performances,** including three games with a **career-high 3.0 sacks.**

CAREER HIGHLIGHTS

- Ranks 7th among active NFL defensive ends with 60.5 sacks since 2008, trailing only **Julius Peppers** (93.0), **Cameron Wake** (84.0), **J.J. Watt** (76.0), **Cliff Avril** (74.0) and **Charles Johnson** (67.5) and **Calais Campbell** (62.5)

2017 - PHILADELPHIA EAGLES(5/0)

- Set the tone early in the Eagles' Week 4 win at LAC (10/1/17) when he notched a strip-sack of Chargers QB **Philip Rivers** in Philadelphia territory on the game's opening possession. Rookie DE **Derek Barnett** recovered the loose ball and the Eagles offense converted the turnover into a touchdown to take a 7-0 lead
- Recorded his first sack as an Eagle in Week 2 at KC (9/17/17) when he dropped Chiefs QB **Alex Smith** for a 5-yard loss on third down in the third quarter

DE CHRIS LONG 56

LONG'S CAREER STATISTICS																		
			TACKLES					PASS DEFENSE						FUMBLES			DEF SNAPS	
Year	Team	GP/S	Total	Solo	Asst	TFL	Sacks	Int	Yds	Lg	TD	PD	Hur	FF	FR	Yds	No	Pct
2008	St. Louis	16/16	61	40	21	10.0	4.0	0	0	--	0	0	12	0	1	2	N/A	N/A
2009	St. Louis	16/4	56	36	20	7.0	5.0	0	0	--	0	1	12	1	0	0	N/A	N/A
2010	St. Louis	16/16	35	22	13	8.0	8.5	0	0	--	0	2	20	3	1	0	N/A	N/A
2011	St. Louis	16/16	46	30	16	15.0	13.0	0	0	--	0	2	21	1	0	0	N/A	N/A
2012	St. Louis	16/16	56	35	21	15.0	11.5	0	0	--	0	1	19	0	0	0	877	82%
2013	St. Louis	16/16	59	35	24	13.0	8.5	0	0	--	0	3	12	2	2	45	839	79%
2014	St. Louis	6/6	21	11	10	3.0	1.0	0	0	--	0	0	1	0	1	0	232	22%
2015	St. Louis	12/5	29	18	11	2.0	3.0	0	0	--	0	0	5	1	0	0	484	42%
2016	New England	16/7	35	22	13	7.0	4.0	0	0	--	0	3	10	1	1	0	677	65%
2017	Philadelphia	5/0	5	4	1	1.0	2.0	0	0	--	0	0	3	1	0	0	123	41%
Totals		**135/102**	**403**	**253**	**150**	**81.0**	**60.5**	**0**	**0**	**--**	**0**	**12**	**115**	**10**	**6**	**47**	**---**	**---**
PLAYOFFS																		
2016	New England	3/0	1	1	0	0.0	0.0	0	0	--	0	0	1	0	0	0	62	33%
Totals		**3/0**	**1**	**1**	**0**	**0.0**	**0.0**	**0**	**0**	**--**	**0**	**0**	**1**	**0**	**0**	**0**	**---**	**---**

CAREER HIGHLIGHTS (Continued)

2016 - NEW ENGLAND PATRIOTS (16/7, Playoffs: 3/0)

- Helped the Patriots win Super Bowl LI after making his first-career postseason appearance. Played 677 snaps (65%) in 16 regular-season games (seven starts) and recorded 4.0 sacks, 3 PDs, 1 FF and 1 FR

2013 - ST. LOUIS RAMS (16/16)

- Recovered a fumble of Colts QB **Andrew Luck** forced by Rams DE **Robert Quinn** and returned it 45 yards for his first-career TD at Ind. (11/10/13). Also tallied 4 tackles and 1 sack
- Posted a career-high-tying 3.0 sacks of Seahawks QB **Russell Wilson** vs. Sea. (10/28/13) while adding 5 tackles, including 4 TFL. Marked his third-career game with 3.0 QB takedowns
- Recorded a career-high 8 tackles (4 solo) at Atl. (9/15/13)

HIGH SCHOOL STANDOUT

Long attended St. Anne's-Belfield School in Charlottesville, VA, and was named 2003 Gatorade Player of the Year in Virginia and rated as the 2nd-best player in the state by *Charlottesville Daily Progress*.

Long was a three-time first-team All-State selection on both offense and defense and was selected conference Defensive Player of the Year in his final two seasons, as well as Student Sports Junior All-American in 2002.

Long registered 91 tackles and 15.0 sacks as a senior to help his team to an undefeated season and a state championship.

He also played basketball, lacrosse and baseball.

CHRIS LONG FOUNDATION

In 2015, the Chris Long Foundation was launched to raise money for **Waterboys**, a signature initiative dedicated to building wells for communities in East Africa.

Long was named the **NFLPA Community MVP** for Week 2 of the 2017 season for "his ongoing efforts to enhance the lives of others through programs focused on youth, clean water, military appreciation and homelessness."

The Chris Long Foundation, in partnership with Boys & Girls of Central Virginia and St. Anne's Belfield School, recently announced that Chris will donate his first six game checks of the 2017 season to fund two seven-year scholarships in his hometown of Charlottesville, VA.

For more information on the Chris Long Foundation visit: **chrislongfoundation.org**. For more information on Waterboys visit: **waterboys.org**

THE CHRIS LONG FOUNDATION

@WaterboysORG

@WaterboysORG

THE FAMILY TREE

Long's father, Howie, played in the NFL for 13 seasons and was inducted into the Pro Football Hall of Fame in 2000 following seven Pro Bowl appearances and two Defensive Player of the Year awards. His older brother, Howie Jr., serves as a player personnel assistant with the Oakland Raiders and his younger brother, Kyle, plays offensive line for the Chicago Bears.

Long is also related to Gertrude Ederle, who became the first woman to swim across the English Channel in 1926.

@JOEL90NE @laflamablanca95

DE CHRIS LONG 56

2017 GAME-BY-GAME STATISTICS												
Date	Opp		GP/S	Tot	Solo	Sk	Hur	PD	FF	FR	Snaps	Pct
Sep 10	at Was	W	1/0	2	1	0.0	0	0	0	0	26	41%
Sep 17	at KC	L	1/0	1	1	1.0	1	0	0	0	20	38%
Sep 24	NYG	W	1/0	0	0	0.0	0	0	0	0	27	39%
Oct 1	at LAC	W	1/0	1	1	1.0	1	0	0	0	21	37%
Oct 8	Ari	W	1/0	1	1	0.0	1	0	0	0	29	48%
Oct 12	at Car											
Oct 23	Was											
Oct 29	SF											
Nov 5	Den											
Nov 19	at Dal											
Nov 26	Chi											
Dec 3	at Sea											
Dec 10	at LAR											
Dec 17	at NYG											
Dec 25	Oak											
Dec 31	Dal											
Totals			**5/0**	**5**	**4**	**2.0**	**3**	**0**	**0**	**0**	**123**	**41%**

2016 GAME-BY-GAME STATISTICS (NE)												
Date	Opp		GP/S	Tot	Solo	Sk	Hur	PD	FF	FR	Snaps	Pct
Sep 11	at Ari	W	1/1	3	3	1.0	1	0	0	0	39	64%
Sep 18	Mia	W	1/1	2	2	0.0	3	1	0	1	45	70%
Sep 22	Hou	W	1/1	2	0	0.0	0	1	0	0	55	78%
Oct 2	Buf	L	1/1	4	2	0.0	0	0	0	0	60	77%
Oct 9	at Cle	W	1/0	1	0	0.0	0	0	0	0	47	75%
Oct 16	Cin	W	1/1	3	1	0.0	0	0	0	0	41	60%
Oct 23	at Pit	W	1/1	2	1	0.0	1	0	0	0	50	69%
Oct 30	at Buf	W	1/1	4	4	0.0	0	0	0	0	53	69%
Nov 13	Sea	L	1/0	0	0	0.0	0	0	0	0	37	53%
Nov 20	at SF	W	1/0	3	1	0.0	0	0	0	0	45	71%
Nov 27	at NYJ	W	1/0	1	1	1.0	0	0	1	0	30	53%
Dec 4	LAR	W	1/0	1	1	1.0	3	0	0	0	30	59%
Dec 12	Bal	W	1/0	4	2	0.0	0	0	0	0	46	66%
Dec 18	at Den	W	1/0	2	2	0.0	0	0	0	0	33	53%
Dec 24	NYJ	W	1/0	2	1	1.0	1	0	0	0	31	55%
Jan 1	at Mia	W	1/0	1	1	0.0	1	1	0	0	35	59%
Totals			**16/7**	**35**	**22**	**4.0**	**10**	**3**	**1**	**1**	**677**	**65%**
PLAYOFFS												
Jan 14	Hou	W	1/0	0	0	0.0	0	0	0	0	27	39%
Jan 22	Pit	W	1/0	1	1	0.0	0	0	0	0	20	29%
Feb 5	Atl	W	1/0	0	0	0.0	1	0	0	0	15	31%
Totals			**3/0**	**1**	**1**	**0.0**	**1**	**0**	**0**	**0**	**62**	**33%**

CAREER HIGHLIGHTS (Continued)

2012 - ST. LOUIS RAMS (16/16)

- Led the Rams in sacks for the second-straight season with 11.5 takedowns. Tied for the 9th-most sacks in the NFL, trailing only **J.J. Watt** (20.5), **Aldon Smith** (19.5), **Von Miller** (18.5), **Cameron Wake** (15.0), **Clay Matthews** (13.0), **Geno Atkins** (12.5), **Charles Johnson** (12.5) and **Jared Allen** (12.0). Added 56 tackles (35 solo), 15.0 TFL and 1 PD
- Notched his second-career 3.0-sack game when he took down Seahawks QB **Russell Wilson** a career-high-tying three times vs. Sea. (12/30/12)
- Registered 3.0 TFL and 2.0 sacks of Jets QB **Mark Sanchez** vs. NYJ (11/18/12)
- Totaled 2.0 sacks of Bears QB **Jay Cutler** at Chi. (9/23/12)

2011 - ST. LOUIS RAMS (16/16)

- Started all 16 games and posted a career-high 13.0 sacks, ranking 7th in the NFL behind **Jared Allen** (22.0), **DeMarcus Ware** (19.5), **Jason Babin** (18.0), **Jason Pierre-Paul** (16.5), **Aldon Smith** (14.0) and **Terrell Suggs** (14.0)
- Collected a pair of sacks against 49ers QB **Alex Smith** at SF (12/4/11). Finished with 5 tackles (4 solo)
- Produced a career-high-tying 3.0 sacks of Saints QB **Drew Brees** vs. NO (10/30/11). Also posted 4 tackles and 1 PD

2010 - ST. LOUIS RAMS (16/16)

- Opened all 16 games and recorded 35 tackles (22 solo), 8.5 sacks, a career-high 3 FFs, 2 PDs and 1 FR
- Recorded a multi-sack performance (2.0) against Chargers QB **Philip Rivers** vs. SD (10/17/10)

2009 - ST. LOUIS RAMS (16/4)

- Ranked 2nd on the Rams with 5.0 sacks, trailing only **Leonard Little** (6.5)

CAREER HIGHS		
Total Tackles	8	3x, last: 9/15/13 at Atl.
Solo Tackles	6	2x, last: 11/30/14 vs. Oak.
Sacks	3.0	3x, last: 10/28/13 vs. Sea.
Hurries	3	12x, last: 12/4/16 vs. LAR
PDs	1	12x, last: 1/1/17 at Mia.
FFs	1	10x, last: 10/1/17 at LAC
FRs	1	6x, last: 9/18/16 vs. Mia.

TOUCHDOWNS		
Date	**Opponent**	**TDs**
11/10/13	vs. Indianapolis Colts (W, 38-8)	45-yard FR

MULTI-SACK GAMES (8)		
Date	**Opponent**	**Sacks**
10/28/13	vs. Seattle Seahawks (L, 9-14)	3.0
12/30/12	at Seattle Seahawks (L, 13-20)	3.0
10/30/11	vs. New Orleans Saints (W, 31-21)	3.0
11/18/12	vs. New York Jets (L, 13-27)	2.0
9/23/12	at Chicago Bears (L, 6-23)	2.0
12/4/11	at San Francisco 49ers (L, 0-26)	2.0
10/17/10	vs. San Diego Chargers (W, 20-17)	2.0
10/26/08	at New England Patriots (L, 16-23)	2.0

LS RICK LOVATO 45

6-2 | 249 1st Year

BORN: Sept. 9, 1992 (Age 25)

Middletown, New Jersey

Middletown High School South

Old Dominion

UDFA (2015) by Chicago

Acquired: FA 2016

A four-year letterman at Old Dominion, Rick Lovato snapped in all 50 games during his four-year collegiate career. Lovato entered the NFL in 2015 as an undrafted free agent with the Chicago Bears and saw his first NFL game action as a member of the Green Bay Packers in Week 16 of the 2015 season. Lovato snapped in the Packers' final two regular-season contests and both of the club's playoff games. In 2016, he appeared in two contests with the Washington Redskins before signing with the Eagles on Dec. 12, 2016, following a season-ending injury to veteran long snapper Jon Dorenbos.

BIRDSEED

- Began long snapping as a freshman at Middletown South (NJ) High School. Also played center and defensive line
- Named third-team all-Monmouth County and all-conference as a senior in 2010

CAREER HIGHLIGHTS

- Joined the Eagles in 2016 and served as the team's long snapper for the final three games after previously long snapping for the Redskins vs. GB (11/20/16) and at Dal. (11/24/16)
- In 2015, snapped in the Packers' final two regular-season games at Ari. (12/27/15) and vs. Min. (1/3/16). Also played in both of Green Bay's postseason contests at Was. (1/10/16) and at Ari. (1/16/16)

COLLEGE HIGHLIGHTS

- Served as Old Dominion's long snapper in all 50 games during his four-year college career. Registered four career tackles on special teams
- Named a College Sports News Fabulous 50 All-American and was selected an FCS All-American as a sophomore in 2012

LOVATO'S CAREER SERVICE

			ST
Year	**Team**	**GP**	**T**
2015	Green Bay	2	0
2016	Washington	2	0
	Philadelphia	3	0
	Totals	*5*	*0*
2017	Philadelphia	5	0
Totals		**12**	**0**
PLAYOFFS			
2015	Green Bay	2	0
Totals		**2**	**0**

TRANSACTIONS

2015	Signed by CHI as UDFA
8/31/15	Waived by CHI
12/22/15	Signed by GB
9/3/16	Waived by GB
11/19/16	Signed by WAS
11/29/16	Waived by WAS
12/12/16	Signed by PHI

S CHRIS MARAGOS 42

5-10 | 200 8th Year

BORN: Jan. 6, 1987 (Age 30)

Racine, Wisconsin

William Horlick High School

Wisconsin

UDFA (2010) by San Francisco

Acquired: FA (Sea) 2014

One of the top special teams players in the league, **Chris Maragos** took a long and arduous road to even reach the NFL. He made it despite not receiving any offers to play football coming out of high school or any sort of ranking on *Rivals*. He walked on at both Western Michigan and Wisconsin as a receiver and received a scholarship offer for only his final season with the Badgers. He joined the 49ers as a rookie free agent in 2010 with a signing bonus of $4,000 but became a special teams standout during a three-year tenure with Seattle from 2011-13, which included a Super Bowl championship. He joined the Eagles after signing a three-year contract in 2014 and was resigned to a three-year extension (through 2019) in 2016.

IMPACT PLAYS

Blocked punt at NE (12/6/15)
* Returned by Najee Goode for TD

Forced fumble at NYG (12/28/14)
Deflected punt vs. NYG (10/12/14)
Blocked punt return TD vs. StL (10/5/14)
Recovered fumble at Car. (9/8/13)

THREE STEP DROP

Biggest pet peeve: **Sitting in traffic**

If he could play another sport, what position/team: **Second baseman, Milwaukee Brewers**

Favorite quote: **From his father - "Whatever your mind can conceive and believe, it can achieve."**

Favorite TV show: ***Shark Tank***

Favorite family tradition: **Going to every Wisconsin home football game as a kid**

Three favorite throwback jerseys: **Michael Jordan, Chicago Bulls; Julius Erving, Philadelphia 76ers; Magic Johnson, Los Angeles Lakers**

SPECIAL TEAMS TACKLES

EAGLES PLAYERS SINCE 2014

Chris Maragos	47
Trey Burton	35
Najee Goode	25

EAGLES PLAYERS IN 2016

Chris Maragos	13
Najee Goode	12
Mychal Kendricks	9

CAREER HIGHLIGHTS

- Has recorded 82 special teams tackles in 98 career regular-season games, including an Eagles-high 43 tackles from 2014-16
- Was a force on the NFL's top-ranked special teams units in 2014, leading the Eagles with 14 special teams tackles, while forcing a fumble, blocking a punt and scoring his first career TD after a blocked punt. Voted a **Pro Bowl second alternate**

2017 - PHILADELPHIA EAGLES (5/1)

- Made his third career start at safety in a win vs. NYG (9/24/17) where he played every snap on defense and recorded a career-high 9 tackles

S CHRIS MARAGOS 42

MARAGOS' CAREER STATISTICS																			
			TACKLES					PASS DEFENSE						FUMBLES			DEF SNAPS		ST
Year	Team	GP/S	Total	Solo	Asst	TFL	Sacks	Int	Yds	Lg	TD	PD	Hur	FF	FR	Yds	No	Pct	No
2010	San Francisco	3/0	0	0	0	0.0	0.0	0	0	--	0	0	0	0	0	0	N/A	N/A	5
2011	Seattle	11/0	1	1	0	0.0	0.0	0	0	--	0	0	0	0	0	0	N/A	N/A	11
2012	Seattle	16/0	3	2	1	0.0	0.0	0	0	--	0	0	1	0	0	0	32	3%	9
2013	Seattle	16/0	3	3	0	1.0	0.0	0	0	--	0	0	0	0	0	0	51	5%	10
2014	Philadelphia	16/0	0	0	0	0.0	0.0	0	0	--	0	0	0	0	0	0	15	1%	14
2015	Philadelphia	15/2	18	10	8	0.0	0.0	0	0	--	0	1	0	0	0	0	305	25%	16
2016	Philadelphia	16/0	0	0	0	0.0	0.0	0	0	--	0	0	0	0	0	0	1	0%	13
2017	Philadelphia	5/1	9	6	3	1.0	0.0	0	0	--	0	0	0	0	0	0	69	23%	4
Totals		**98/3**	**34**	**22**	**12**	**2.0**	**0.0**	**0**	**0**	**--**	**0**	**1**	**1**	**0**	**0**	**0**	**---**	**---**	**82**
PLAYOFFS																			
2012	Seattle	2/0	0	0	0	0.0	0.0	0	0	--	0	0	0	0	0	0	0	0%	1
2013	Seattle	3/0	0	0	0	0.0	0.0	0	0	--	0	0	0	0	0	0	1	1%	2
Totals		**5/0**	**0**	**0**	**0**	**0.0**	**0.0**	**0**	**0**	**--**	**0**	**0**	**0**	**0**	**0**	**0**	**---**	**---**	**3**

ADDITIONAL CAREER STATISTICS

Special Teams Forced Fumbles: (1) - 12/28/14 at N.Y. Giants **Special Teams Fumble Recoveries:** (1) - 9/8/13 at Carolina

Touchdowns: (1) - Recovered a blocked punt and returned it 10 yards vs. St. Louis on 10/5/14

EARLY MENTORS



Maragos began his football career in second grade for the Buffalo Bills of the Racine Youth Sports league in Wisconsin. He was coached by his father, Nick, as well as Bob Evans and Anthony D'Alie and credits them for helping him become the player he is today. "They were so detail-oriented and were hard-nosed coaches. I learned a lot about the game of football from them. Plus we never lost. Ever."

THE SOCIAL NETWORK

Maragos used an unlikely source to get his shot at Wisconsin: Facebook. "I was a walk-on receiver at Western Michigan, but it was always a dream of mine to play at Wisconsin. My brother was the mascot there and he knew some guys on the team. So, I decided to give it a shot."

Maragos looked up Wisconsin's starting WR Luke Swan on Facebook and sent him a message. "I told him my brother was Bucky Badger and wanted a shot to play at Wisconsin. He responded and got my film in front of the coaches. Next thing I knew they were asking me to walk on. It was amazing."

LIKE FATHER, LIKE SON

Maragos credits his father, Nick, who coached him in little league, for instilling the relentless work ethic he possesses.

"We never stopped practicing when I was growing up. We'd play catch with the football for hours in our cul-de-sac and then he'd hit ground ball after ground ball to me on many hot summer days. He taught me all about work ethic, commitment and character."

BIRDSEED

Maragos and his wife, Serah, have two sons, Micah and Mason, and reside in Philadelphia and Naples, FL. Maragos is the son of Nick and Cindy Maragos. His father, Nick, played safety at Northern Iowa, and his brother, Troy, served as Bucky Badger, the Wisconsin mascot. Troy is currently a pastor in Naples, FL.

Maragos earned many awards during his tenure at Wisconsin: UW Tom Wiesner Award (best Wisconsin-born student athlete), UW 2009 male student-athlete of the year, and AFCA Good Works team. Maragos earned his bachelor's degree in life sciences and communication at Wisconsin.

Maragos was a three-year starter, two-time captain and team MVP at William Horlick (WI) HS, where he earned all-state, all-southeast conference, all-district and all-county accolades as a wide receiver. He was also named Wisconsin's Gatorade Player of the Year in 2004.

Maragos was a 12-time all-conference recipient between football and track at William Horlick, and he also earned letters in both baseball and basketball.

@ChrisMaragos

S CHRIS MARAGOS 42

2017 GAME-BY-GAME STATISTICS												
Date	Opp		GP/S	Tot	Solo	Sk	Int	PD	FF	FR	Snaps	Pct
9/10	at Was	W	1/0	0	0	0.0	0	0	0	0	0	0%
9/17	at KC	L	1/0	0	0	0.0	0	0	0	0	0	0%
9/24	NYG	W	1/1	9	6	0.0	0	0	0	0	69	100%
10/1	at LAC	W	1/0	0	0	0.0	0	0	0	0	0	0%
10/8	Ari	W	1/0	0	0	0.0	0	0	0	0	0	0%
10/12	at Car											
10/23	Was											
10/29	SF											
11/5	Den											
11/19	at Dal											
11/26	Chi											
12/3	at Sea											
12/10	at LAR											
12/17	at NYG											
12/25	Oak											
12/31	Dal											
Totals			**5/1**	**9**	**6**	**0.0**	**0**	**0**	**0**	**0**	**69**	**23%**

2016 GAME-BY-GAME STATISTICS												
Date	Opp		GP/S	Tot	Solo	Sk	Int	PD	FF	FR	Snaps	Pct
Sep 11	Cle	W	1/0	0	0	0.0	0	0	0	0	1	2%
Sep 19	at Chi	W	1/0	0	0	0.0	0	0	0	0	0	0%
Sep 25	Pit	W	1/0	0	0	0.0	0	0	0	0	0	0%
Oct 9	at Det	L	1/0	0	0	0.0	0	0	0	0	0	0%
Oct 16	at Was	L	1/0	0	0	0.0	0	0	0	0	0	0%
Oct 23	Min	W	1/0	0	0	0.0	0	0	0	0	0	0%
Oct 30	at Dal	L	1/0	0	0	0.0	0	0	0	0	0	0%
Nov 6	at NYG	L	1/0	0	0	0.0	0	0	0	0	0	0%
Nov 13	Atl	W	1/0	0	0	0.0	0	0	0	0	0	0%
Nov 20	at Sea	L	1/0	0	0	0.0	0	0	0	0	0	0%
Nov 28	GB	L	1/0	0	0	0.0	0	0	0	0	0	0%
Dec 4	at Cin	L	1/0	0	0	0.0	0	0	0	0	0	0%
Dec 11	Was	L	1/0	0	0	0.0	0	0	0	0	0	0%
Dec 18	at Bal	L	1/0	0	0	0.0	0	0	0	0	0	0%
Dec 22	NYG	W	1/0	0	0	0.0	0	0	0	0	0	0%
Jan 1	Dal	W	1/0	0	0	0.0	0	0	0	0	0	0%
Totals			**16/0**	**0**	**0**	**0.0**	**0**	**0**	**0**	**0**	**1**	**0%**

Eagles Special Teams Coordinator Dave Fipp on the importance of Chris Maragos

> **As much of an impact that he makes on the field, he makes just as much of one, if not more, off the field inside the meeting room with the guys. He does more teaching than I do with half of those guys. He just does it all for us.**

CAREER HIGHLIGHTS (Continued)

2016 - PHILADELPHIA EAGLES (16/0)

- Registered a team-high 13 special teams tackles, marking the second time he led the Eagles in that category since joining the team in 2014

2015 - PHILADELPHIA EAGLES (15/2)

- Blocked a punt by **Ryan Allen** at NE (12/6/15) that was returned for a TD by **Najee Goode**
- Made the first start of his career in a win at NYJ (9/27/15)

2014 - PHILADELPHIA EAGLES (16/0)

- In his first season with the Eagles was voted a **Pro Bowl second alternate**
- Forced a fumble by Redskins WR **Preston Parker** on the kickoff team at NYG (12/28/14)
- Deflected a **Steve Weatherford** punt vs. NYG (10/12/14)
- Scooped up a **Johnny Hekker** punt (blocked by Eagles TE **James Casey**) and returned it 10 yards for his first career NFL touchdown vs. StL (10/5/14). The TD was his first since a fake field goal run for a score at Wisconsin in 2009

CB DEXTER McDOUGLE 33

5-10 | 195 4th Year

BORN: April 8, 1991 (Age 26)

Falmouth, Virginia

Stafford High School

Maryland

D3-14 (80th overall) by N.Y. Jets

Acquired: T-NYJ-17

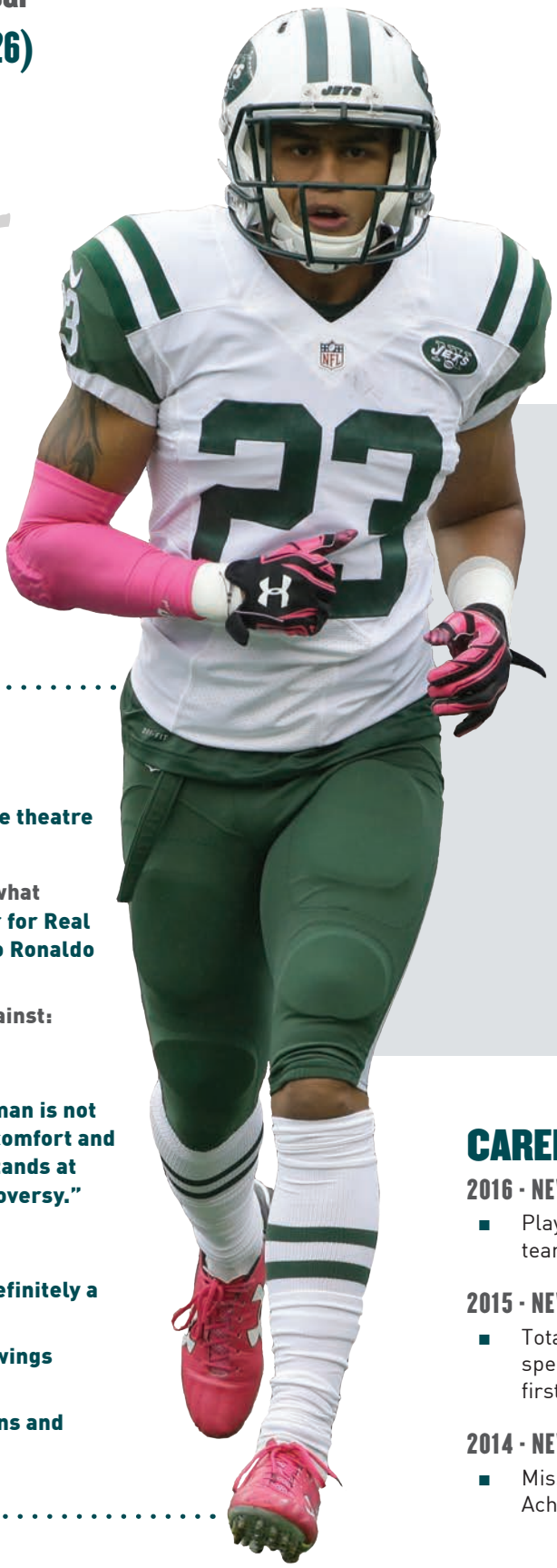

Dexter McDougle was acquired by the Eagles in a trade with the N.Y. Jets on August 27, 2017. McDougle was originally selected by the Jets in the 3rd round (80th overall) of the 2014 NFL Draft and has played in 24 career games, serving primarily on special teams. The Virginia native played collegiately at the University of Maryland, where he was a three-year starter and totaled 151 tackles, 22 PDs and 6 INTs in 39 contests (28 starts).

THREE STEP DROP

First job: Concessions at a movie theatre

Desired talent: Ability to sing

If he could play another sport, what position/team: Soccer player for Real Madrid. "I would be Cristiano Ronaldo in another life."

Best player he ever lined up against: Sammy Watkins

Favorite quote: "The ultimate measure of a man is not where he stands in times of comfort and convenience, but where he stands at times of challenge and controversy." - Martin Luther King

Favorite sports moment: "Getting drafted. That was definitely a life-long journey."

Favorite meal: Grilled chicken wings

First jerseys: Charles Barkley, Phoenix Suns and Houston Rockets

BIRDSEED

- Prepped at Stafford HS, where he was teammates with Eagles WR Torrey Smith. The two later went on to play at the University of Maryland
- Played free safety, cornerback, running back and wide receiver at Stafford HS. Recorded 97 tackles and 6 INTs as a senior defensive back. Added 48 receptions for 885 yards and 11 TDs and 76 carries for 457 yards and 9 TDs. Named honorable mention All-Met by *The Washington Post* and earned all-area and all-district honors
- Is the son of Gina and Dexter McDougle. Majored in criminology and criminal justice at Maryland

@Blasian_Kiddd

CAREER HIGHLIGHTS

2016 - NEW YORK JETS (6/0)

- Played in six games and produced 1 special teams tackle

2015 - NEW YORK JETS (14/0)

- Totaled career highs in games played (14) and special teams tackles (4) while posting his first defensive stop and pass defensed

2014 - NEW YORK JETS (0/0)

- Missed his rookie season after suffering an Achilles injury during training camp

CB DEXTER McDOUGLE 33

McDOUGLE'S CAREER STATISTICS

			TACKLES					PASS DEFENSE						FUMBLES			DEF SNAPS		ST
Year	**Team**	**GP/S**	**Total**	**Solo**	**Asst**	**TFL**	**Sacks**	**Int**	**Yds**	**Lg**	**TD**	**PD**	**Hur**	**FF**	**FR**	**Yds**	**No**	**Pct**	**No**
2015	N.Y. Jets	14/0	1	1	0	0.0	0.0	0	0	--	0	1	0	0	0	0	50	5%	4
2016	N.Y. Jets	6/0	0	0	0	0.0	0.0	0	0	--	0	0	0	0	0	0	6	1%	1
2017	Philadelphia	4/0	0	0	0	0.0	0.0	0	0	--	0	0	0	0	0	0	---	---	4
Totals		**24/0**	**1**	**1**	**0**	**0.0**	**0.0**	**0**	**0**	**--**	**0**	**1**	**0**	**0**	**0**	**0**	**---**	**---**	**9**

2017 GAME-BY-GAME STATISTICS

Date	Opp		GP/S	Tot	Solo	Sk	Int	PD	FF	FR	Snaps	Pct
Sep 10	at Was	W	0/0	INACTIVE								
Sep 17	at KC	L	1/0	0	0	0.0	0	0	0	0	0	0%
Sep 24	NYG	W	1/0	0	0	0.0	0	0	0	0	0	0%
Oct 1	at LAC	W	1/0	0	0	0.0	0	0	0	0	2	4%
Oct 8	Ari	W	1/0	0	0	0.0	0	0	0	0	4	7%
Oct 12	at Car											
Oct 23	Was											
Oct 29	SF											
Nov 5	Den											
Nov 19	at Dal											
Nov 26	Chi											
Dec 3	at Sea											
Dec 10	at LAR											
Dec 17	at NYG											
Dec 25	Oak											
Dec 31	Dal											
Totals			**4/0**	**0**	**0**	**0.0**	**0**	**0**	**0**	**0**	**6**	**2%**

CAREER HIGHS

Total Tackles	1	11/29/15 vs. Mia.
Solo Tackles	1	11/29/15 vs. Mia.
Sacks	--	---
INTs	--	---
PDs	1	10/18/15 vs. Was.
FFs	--	---
FRs	--	---

2016 GAME-BY-GAME STATISTICS (NYJ)

Date	Opp		GP/S	Tot	Solo	Sk	Int	PD	FF	FR	Snaps	Pct
SIGNED BY JETS FROM PRACTICE SQUAD (11/12/16)												
Nov 13	LAR	L	1/0	0	0	0.0	0	0	0	0	14	20%
Nov 27	NE	L	1/0	0	0	0.0	0	0	0	0	11	15%
Dec 5	Ind	L	1/0	0	0	0.0	0	0	0	0	13	18%
Dec 11	at SF	W	0/0	INACTIVE								
Dec 17	Mia	L	1/0	0	0	0.0	0	0	0	0	6	13%
Dec 24	at NE	L	1/0	0	0	0.0	0	0	0	0	4	5%
Jan 1	Buf	W	1/0	0	0	0.0	0	0	0	0	12	19%
Totals			**6/0**	**0**	**0**	**0.0**	**0**	**0**	**0**	**0**	**6**	**1%**

COLLEGE HIGHLIGHTS

- Was a three-year starter at cornerback for the Terrapins, totaling 28 starts in 39 career games. Compiled 151 tackles, 22 PDs, 6 INTs, 5.5 TFL, 1 FF and 1 FR along with 2 defensive TDs. Started all 24 contests from 2011-12
- Earned Academic All-ACC honors as a senior in 2013 and as a sophomore in 2011

TRANSACTIONS

2014 Drafted by NYJ in 3rd round (80th overall)
Signed 4-year contract
8/20/14 Placed on Injured Reserve (Achilles)
9/4/16 Waived by NYJ
9/6/16 Signed by NYJ to practice squad
11/12/16 Signed by NYJ from practice squad to active roster
8/27/17 Acquired by PHI from NYJ in exchange for S **Terrence Brooks**
9/2/17 Signed by PHI to 1-year contract extension

S RODNEY McLEOD 23

5-10 | 195 6th Year

BORN: June 23, 1990 (Age 27)

Hyattsville, Maryland

DeMatha Catholic High School

Virginia

UDFA (2012) by St. Louis

Acquired: FA (LAR) 2016

One of the most durable players in the NFL, Rodney McLeod signed a five-year contract with the Eagles in the 2016 offseason. The hard-hitting safety led Philadelphia with a career-high 117 tackles while adding 10 PDs and 3 INTs in his debut season with the team. Originally signed by the Rams as an undrafted free agent in 2012, McLeod is one of just five NFL players with 8+ INTs and 8+ FFs in that span.

MOST TACKLES

EAGLES PLAYERS IN 2016

R. McLeod	117
M. Jenkins	114
N. Bradham	99
J. Hicks	95

THREE STEP DROP

Hobbies: Puzzles and video games

Bucket list: Ride in a helicopter, skydive and travel to Paris

If he could be any superhero: Batman

Favorite movies: *Any Given Sunday*, *The Dark Knight*, *Friday*

Favorite musicians: Drake, Fabolous, Future

Best player he has faced: Packers QB Aaron Rodgers

Player he models his game after: Seahawks S Earl Thomas

Favorite athletes growing up: Kobe Bryant, Deion Sanders

Favorite athletes now: Steph Curry, LeBron James

Three favorite throwback jerseys: Walter Payton, Jerry Rice, Deion Sanders

CAREER HIGHLIGHTS

- Only five NFL players have produced 8+ INTs and 8+ FFs since 2013: McLeod, **Lavonte David**, **Thomas Davis**, **Byron Maxwell** and **Josh Norman** (according to *Pro Football Reference*)

2017 - PHILADELPHIA EAGLES (4/4)

- Forced a goal-line fumble (**J.J. Nelson**) on the Cardinals' final possession in the 34-7 win vs. Ari. (10/8/17)

2016 - PHILADELPHIA EAGLES (16/16)

- Posted a team-leading, career-high 117 tackles in his first season with the Eagles. Also added career highs with 10 PDs and 3 INTs
- Logged double-digit tackles (11) for a third-straight game in a win vs. Min. (10/23/16). Made a game-changing INT in the first quarter when he picked off Vikings QB **Sam Bradford** in the end zone. Recorded a strip-sack of Bradford, which was the first QB takedown of his career
- Set a new single-game career high when he collected 17 tackles (12 solo) at Was. (10/16/16)

S RODNEY McLEOD 23

McLEOD'S CAREER STATISTICS																			
			TACKLES					PASS DEFENSE						FUMBLES			DEF SNAPS		ST
Year	Team	GP/S	Total	Solo	Asst	TFL	Sacks	Int	Yds	Lg	TD	PD	Hur	FF	FR	Yds	No	Pct	No
2012	St. Louis	16/0	0	0	0	0.0	0.0	0	0	--	0	0	0	0	0	0	4	1%	16
2013	St. Louis	16/16	87	68	19	2.0	0.0	2	2	2	0	6	0	1	2	7	1060	99%	3
2014	St. Louis	16/16	96	64	32	3.0	0.0	2	1	1	0	5	0	2	2	9	1025	99%	1
2015	St. Louis	16/16	106	73	33	2.0	0.0	1	4	4	0	5	0	3	1	20	1153	99%	0
2016	Philadelphia	16/16	117	78	39	3.0	1.0	3	5	5	0	10	1	1	0	0	1014	99%	5
2017	Philadelphia	4/4	12	8	4	0.0	0.0	0	0	--	0	2	0	1	0	0	192	64%	1
Totals		**84/68**	**418**	**291**	**127**	**10.0**	**1.0**	**8**	**12**	**5**	**0**	**27**	**1**	**8**	**5**	**36**	**---**	**---**	**26**

ADDITIONAL CAREER STATISTICS

Special Teams FFs: 1 on 10/13/13 at Hou. **Receptions:** 1 for 21 yards on 11/11/12 at SF

CAREER HIGHLIGHTS (Continued)

- Compiled a team-high 13 tackles (9 solo) at Det. (10/9/16), marking the 2nd-highest single-game total of his career
- Intercepted Browns QB **Robert Griffin III** in his Eagles debut vs. Cle. (9/11/16)

2015 - ST. LOUIS RAMS (16/16)

- Posted his first-career 100+ tackle campaign (106). Also recorded a career-high 3 FFs and a fumble recovery TD, while adding 5 PDs and 1 INT
- Totaled 12 tackles (6 solo) at Bal. (11/22/15). Forced a fumble in the first quarter when he stripped Ravens WR **Jeremy Butler** on third down and picked off QB **Joe Flacco** in the second quarter

GOVERNOR OF GOOD

McLeod was named the Eagles' 2016 Governor of Good for attending the most community service events throughout the year.

HOMETOWN FOOTBALL CAMP

McLeod hosts an annual football camp at his high school alma mater, DeMatha Catholic, in Hyattsville, MD. The free camp focuses on improving football fundamentals for kids between the ages of 9-14. The camp features motivational speakers who guide campers through a variety of topics, including perseverance, dedication to academics and healthy living.

SHRINERS HOSPITAL VISITS

During his time in St. Louis, McLeod became heavily involved with the Shriners Hospital for Children and hosted an annual event called Halloween Huddle. McLeod spent time with hospital patients playing arcade games and riding go-karts.

BIRDSEED

McLeod is the son of Kimberly Holloman and Rodney McLeod. He has five younger siblings and an English bulldog named Caesar.

McLeod graduated from Virginia with a degree in sociology.

"WELCOME TO THE NFL" MOMENT

McLeod says that his 'Welcome to the NFL' moment occurred as a rookie against the Arizona Cardinals. "We ran gunner motion when I was on punt coverage and their safety, Rashad Johnson, started into the box, peeled back and perfectly timed a hit on me. He squared me up good, but I didn't fall down. I remember thinking, 'This is a grown man's league.'"

HIGH SCHOOL STANDOUT

McLeod played defensive back, wide receiver and kick returner in high school at DeMatha Catholic, where he earned second-team all-state and first-team all-conference honors as a senior defensive back in 2007 after intercepting three passes. McLeod also hauled in 24 receptions for 52 yards (21.7 avg.) and 8 TDs while returning 3 kickoffs for scores.

As a junior in 2006, McLeod helped lead DeMatha to its fourth-straight conference title, recording 2 INTs and earning second-team all-conference recognition. On offense, McLeod snagged 20 passes for 400 yards (20.0 avg.) and 7 TDs.

McLeod was also a member of DeMatha's 400-meter relay team.

@Rodney_McLeod4 @rodmcleod4

S RODNEY McLEOD 23

2017 GAME-BY-GAME STATISTICS												
Date	Opp		GP/S	Tot	Solo	Sk	Int	PD	FF	FR	Snaps	Pct
Sep 10	at Was	W	1/1	4	2	0.0	0	0	0	0	63	100%
Sep 17	at KC	L	1/1	2	2	0.0	0	0	0	0	12	23%
Sep 24	NYG	W	0/0	INACTIVE (HAMSTRING)								
Oct 1	at LAC	W	1/1	2	1	0.0	0	1	0	0	57	100%
Oct 8	Ari	W	1/1	4	3	0.0	0	1	1	0	60	100%
Oct 12	at Car											
Oct 23	Was											
Oct 29	SF											
Nov 5	Den											
Nov 19	at Dal											
Nov 26	Chi											
Dec 3	at Sea											
Dec 10	at LAR											
Dec 17	at NYG											
Dec 25	Oak											
Dec 31	Dal											
Totals			**4/4**	**12**	**8**	**0.0**	**0**	**2**	**1**	**0**	**192**	**64%**

2016 GAME-BY-GAME STATISTICS												
Date	Opp		GP/S	Tot	Solo	Sk	Int	PD	FF	FR	Snaps	Pct
Sep 11	Cle	W	1/1	3	3	0.0	1	0	0	0	50	96%
Sep 19	at Chi	W	1/1	4	4	0.0	0	0	0	0	50	96%
Sep 25	Pit	W	1/1	7	6	0.0	1	2	0	0	60	100%
Oct 9	at Det	L	1/1	13	9	0.0	0	0	0	0	61	100%
Oct 16	at Was	L	1/1	17	12	0.0	0	1	0	0	73	99%
Oct 23	Min	W	1/1	11	5	1.0	1	1	1	0	75	99%
Oct 30	at Dal	L	1/1	7	5	0.0	0	0	0	0	78	100%
Nov 6	at NYG	L	1/1	3	2	0.0	0	2	0	0	64	100%
Nov 13	Atl	W	1/1	6	3	0.0	0	1	0	0	50	100%
Nov 20	at Sea	L	1/1	7	3	0.0	0	2	0	0	67	100%
Nov 28	GB	L	1/1	9	4	0.0	0	0	0	0	71	100%
Dec 4	at Cin	L	1/1	9	6	0.0	0	0	0	0	64	100%
Dec 11	Was	L	1/1	7	5	0.0	0	0	0	0	48	100%
Dec 18	at Bal	L	1/1	7	6	0.0	0	0	0	0	58	100%
Dec 22	NYG	W	1/1	3	2	0.0	0	0	0	0	89	100%
Jan 1	Dal	W	1/1	4	3	0.0	0	1	0	0	56	100%
Totals			**16/16**	**117**	**78**	**1.0**	**3**	**10**	**1**	**0**	**1014**	**99%**

Eagles safety Malcolm Jenkins on the way Rodney McLeod plays the game

> **He plays with a lot of energy and flies around. He's one of those safeties that I think Philadelphia will like. He has that attitude. He's not afraid to stick his nose in the fan.**

TOUCHDOWNS		
Date	Opponent	TDs
10/25/15	vs. Cleveland Browns (W, 24-6)	20-yard FR

CAREER HIGHS		
Total Tackles	17	10/16/16 at Was.
Solo Tackles	12	10/16/16 at Was.
Sacks	1.0	10/23/16 vs. Min.
INTs	1	8x, last: 10/23/16 vs. Min.
PDs	2	5x, last: 11/20/16 at Sea.
FFs	1	8x, last: 10/23/16 vs. Min.
FRs	1	5x, last: 10/25/15 vs. Cle.

CAREER HIGHLIGHTS (Continued)

- Scored the first TD of his career when he picked up a loose ball vs. Cle. (10/25/15) and returned it 20 yards for a score

2014 - ST. LOUIS RAMS (16/16)

- Registered 5 PDs, 2 INTs, 2 FFs and 2 FRs
- Picked off Redskins QB **Colt McCoy** in the first quarter of a 24-0 win at Was. (12/7/14) and forced a fumble of RB **Silas Redd** in the fourth quarter

2013 - ST. LOUIS RAMS (16/16)

- Voted a special teams captain by his teammates and earned the starting job at free safety
- Notched the first INT of his career when he picked off Titans QB **Jake Locker** late in the fourth quarter vs. Ten. (11/3/13)
- Forced a fumble on a third-quarter kickoff return at Hou. (10/13/13) that was recovered and returned for a TD by Rams LB **Darren Bates**

DE STEVEN MEANS 51

6-3 | 263 3rd Year

BORN: Sept. 16, 1990 (Age 26)

Buffalo, New York

Grover Cleveland High School

Buffalo

D5-13 (147th overall) by Tampa Bay

Acquired: PS-Hou-15

Originally a 5th-round draft choice of the Tampa Bay Buccaneers in 2013, **Steven Means** was signed by the Eagles off of the Texans practice squad following Week 13 of the 2015 season. Means has played in 19 career games, including eight contests with Philadelphia. A native of Buffalo, NY, Means was a four-year letterman at the University at Buffalo, where he finished his career ranked 4th in school history with 18.5 sacks.

THREE STEP DROP

First job: **Burger flipper at McDonald's**

Bucket list: **Create jobs for his family by establishing an enterprise**

Moment he was left starstruck: **Getting a head nod from Marshawn Lynch during pregame warmups as a rookie with Tampa Bay**

Favorite meal: **Cereal - Frosted Flakes and Cinnamon Toast Crunch**

Favorite movie: ***God's Not Dead***

Favorite TV shows: ***The Walking Dead, The Wire***

Favorite Halloween costume: **Dressed up as a cheerleader in college**

Three favorite throwback jerseys: **Michael Jordan, Chicago Bulls; Barry Sanders, Detroit Lions; Lawrence Taylor, New York Giants**

MOST SACKS

UNIVERSITY OF BUFFALO HISTORY

Khalil Mack (2010-13)	28.5
Vince Canosa (1992-95)	24.0
Rich Dadabo (1989-92)	24.0
Trevor Scott (2004-07)	19.0
Steven Means (2009-12)	18.5

CAREER HIGHLIGHTS

2016 - PHILADELPHIA EAGLES (8/0)

- Blocked his first-career punt with under two minutes remaining vs. Dal. (1/1/17). It was recovered by the Eagles inside the 10-yard line and led to a rushing TD three plays later
- Logged his first-career sack and forced fumble in a win vs. Min. (10/24/16)

2013- TAMPA BAY BUCCANEERS (10/0)

- Played in a career-high 10 games with the Buccaneers during his rookie campaign in 2013. Logged 5 tackles (3 solo) in 77 defensive snaps

COLLEGE HIGHLIGHTS

- Appeared in 48 games (42 starts) at Buffalo, posting 185 tackles, 29.5 TFL, 18.5 sacks, 3 FFs, 3 FRs and 2 INTs, while also blocking 5 kicks

DE STEVEN MEANS 51

MEANS' CAREER STATISTICS																		
			TACKLES					PASS DEFENSE						FUMBLES			DEF SNAPS	
Year	Team	GP/S	Total	Solo	Asst	TFL	Sacks	Int	Yds	Lg	TD	PD	Hur	FF	FR	Yds	No	Pct
2013	Tampa Bay	10/0	5	3	2	0.0	0.0	0	0	--	0	0	0	0	0	0	77	12%
2014	Tampa Bay	1/0	1	1	0	0.0	0.0	0	0	--	0	0	0	0	0	0	4	6%
	Baltimore	0/0	0	0	0	0.0	0.0	0	0	--	0	0	0	0	0	0	0	0%
	Totals	*1/0*	*1*	*1*	*0*	*0.0*	*0.0*	*0*	*0*	--	*0*	*0*	0	*0*	*0*	*0*	---	---
2015	Philadelphia	0/0	0	0	0	0.0	0.0	0	0	--	0	0	0	0	0	0	---	---
2016	Philadelphia	8/0	4	3	1	0.0	1.0	0	0	--	0	0	0	1	0	0	36	4%
2017	Philadelphia	2/0	0	0	0	0.0	0.0	0	0	--	0	0	0	0	0	0	7	2%
Totals		**21/0**	**10**	**7**	**3**	**0.0**	**1.0**	**0**	**0**	**--**	**0**	**0**	**0**	**1**	**0**	**0**	**---**	**---**
PLAYOFFS																		
2014	Baltimore	0/0	0	0	0	0.0	0.0	0	0	--	0	0	0	0	0	0	0	0%
Totals		**0/0**	**0**	**0**	**0**	**0.0**	**0.0**	**0**	**0**	**--**	**0**	**0**	**0**	**0**	**0**	**0**	**0**	**0%**
ADDITIONAL CAREER STATISTCS																		
Blocked punt: (1) - *1/1/17 vs. Dallas*																		

CAREER HIGHS		
Total Tackles	2	2x, last: 12/11/16 vs. Was.
Solo Tackles	1	7x, last: 12/11/16 vs. Was.
Sacks	1.0	10/23/16 vs. Min.
FFs	1	10/23/16 vs. Min.

COLLEGE HIGHLIGHTS (Continued)

- Finished his career ranked 4th in Buffalo annals in sacks with 18.5 and tied for 10th in tackles for loss with 29.5
- As a senior in 2012, earned All-MAC second-team honors after posting career highs in tackles (77), tackles for loss (11) and sacks (6.5)
- Notched 33 tackles and 2.5 sacks as a junior in 2011. Also returned an interception for a touchdown

MEANS vs. PETERS

According to Means, the best player he has ever lined up against is current teammate and Eagles LT Jason Peters. In fact, Peters was part of his "Welcome to the NFL" moment. As a rookie for the Buccaneers in 2013, Means' performance in a Week 4 matchup against the Cardinals led to increased snaps the following game. It just so happened that the next contest would be against the Eagles and the offensive line anchor, Peters.

"I just remember this one play where Jason literally lifted me up in the air and slammed me to the ground. It didn't stop there. He rested his hands on my chest and made sure that my back remained on the grass until the play was over. I was in total shock at the time and just kept thinking that you have to come ready to play on every single down at this level."

BIRDSEED

Means, who earned his degree in sociology at the University of Buffalo, is the son of Gwen and Steven Means Sr. He has two younger brothers, Brandon and Cameron.

Means was a two-time All-Western New York selection at Grover Cleveland HS, where he notched 108 tackles, 20.0 sacks, 5 FFs and 1 INT as a senior in 2007, leading his team to an appearance in the Western New York Harvard Cup.

STANDING OUT

Means' most memorable college moment took place in a game against Miami (OH) when he found that an NFL rep was in attendance to scout him. It was the first time that he realized his NFL dream could come to fruition.

STUDENT OF THE GAME

Means enjoyed watching some of the game's elite pass rushers, including Bruce Smith, Michael Strahan and Lawrence Taylor. He currently follows the careers of J.J. Watt, Pernell McPhee, Elvis Dumervil, Cliff Avril and college teammate Khalil Mack. Growing up, Means was a huge fan of his hometown team the Buffalo Bills and QB Doug Flutie.

@MeansBusiness56

DE STEVEN MEANS 51

2017 GAME-BY-GAME STATISTICS												
Date	Opp		GP/S	Tot	Solo	Sk	Hur	PD	FF	FR	Snaps	Pct
9/10	at Was	W	0/0	INACTIVE								
9/17	at KC	L	0/0	INACTIVE								
9/24	NYG	W	0/0	INACTIVE								
10/1	at LAC	W	1/0	0	0	0.0	0	0	0	0	4	7%
10/8	Ari	W	1/0	0	0	0.0	0	0	0	0	3	5%
10/12	at Car											
10/23	Was											
10/29	SF											
11/5	Den											
11/19	at Dal											
11/26	Chi											
12/3	at Sea											
12/10	at LAR											
12/17	at NYG											
12/25	Oak											
12/31	Dal											
Totals			**2/0**	**0**	**0**	**0.0**	**0**	**0**	**0**	**0**	**7**	**2%**

2016 GAME-BY-GAME STATISTICS												
Date	Opp		GP/S	Tot	Solo	Sk	Hur	PD	FF	FR	Snaps	Pct
Sep 11	Cle	W	1/0	0	0	0.0	0	0	0	0	0	0%
Sep 19	at Chi	W	1/0	0	0	0.0	0	0	0	0	7	13%
Sep 25	Pit	W	1/0	1	1	0.0	0	0	0	0	6	10%
Oct 9	at Det	L	0/0	INACTIVE								
Oct 16	at Was	L	0/0	INACTIVE								
Oct 23	Min	W	1/0	1	1	1.0	0	0	1	0	5	7%
Oct 30	at Dal	L	1/0	0	0	0.0	0	0	0	0	2	3%
Nov 6	at NYG	L	1/0	0	0	0.0	0	0	0	0	0	0%
Nov 13	Atl	W	0/0	INACTIVE								
Nov 20	at Sea	L	0/0	INACTIVE								
Nov 28	GB	L	0/0	INACTIVE								
Dec 4	at Cin	L	0/0	INACTIVE								
Dec 11	Was	L	1/0	2	1	0.0	0	0	0	0	11	23%
Dec 18	at Bal	L	0/0	INACTIVE								
Dec 22	NYG	W	0/0	INACTIVE								
Jan 1	Dal	W	1/0	0	0	0.0	0	0	0	0	5	9%
Totals			**8/0**	**4**	**3**	**1.0**	**0**	**0**	**1**	**0**	**36**	**4%**

COLLEGE HIGHLIGHTS (Continued)

- Collared 50 tackles, a team-leading 4.5 sacks and 2 FFs as a redshirt sophomore in 2010
- Led the Bulls in sacks (five) as a redshirt freshman in 2009, earning first-team All-Freshman honors from *Phil Steele*

TRANSACTIONS

2013	Drafted by TB in 5th round (147th overall)
	Signed 4-year contract
9/9/14	Waived by TB
10/7/14	Signed by BAL to practice squad
12/23/14	Signed by BAL to active roster
3/9/15	Re-signed by BAL
9/2/15	Waived by BAL
10/21/15	Signed by HOU to practice squad
12/8/15	Signed by PHI from HOU practice squad
8/30/17	Signed by PHI to 1-year contract extension

2015 GAME-BY-GAME STATISTICS (HOU & PHI)												
Date	Opp		GP/S	Tot	Solo	Sk	Hur	PD	FF	FR	Snaps	Pct
SIGNED TO TEXANS PRACTICE SQUAD (10/21/15)												
SIGNED TO EAGLES 53-MAN ROSTER (12/8/15)												
Dec 13	Buf	W	0/0	INACTIVE								
Dec 20	Ari	L	0/0	INACTIVE								
Dec 26	Was	L	0/0	INACTIVE								
Jan 3	at NYG	W	0/0	INACTIVE								
Totals			**0/0**	**0**	**0**	**0.0**	**0**	**0**	**0**	**0**	**---**	**---**

2014 GAME-BY-GAME STATISTICS (TB & BAL)												
Date	Opp		GP/S	Tot	Solo	Sk	Hur	PD	FF	FR	Snaps	Pct
Sep 7	Car	L	1/0	1	1	0.0	0	0	0	0	4	6%
WAIVED BY BUCCANEERS (9/9/14)												
SIGNED TO RAVENS PRACTICE SQUAD (10/7/14)												
SIGNED TO RAVENS 53-MAN ROSTER (12/23/14)												
Dec 28	Cle	W	0/0	INACTIVE								
Totals			**1/0**	**1**	**1**	**0.0**	**0**	**0**	**0**	**0**	**---**	**---**
PLAYOFFS												
Jan 3	at Pit	W	0/0	INACTIVE								
Jan 10	at NE	L	0/0	INACTIVE								
Totals			**0/0**	**0**	**0**	**0.0**	**0**	**0**	**0**	**0**	**---**	**---**

CB JALEN MILLS 31

6-0 | 191 2nd Year

BORN: April 6, 1994 (Age 23)

Louisiana State

D7a-16 (233rd overall) by Philadelphia

An experienced defensive back who was a four-year starter at LSU, **Jalen Mills** was selected by the Eagles in the seventh round of the 2016 NFL Draft. The 2015 first-team All-America honoree finished his Tigers career with 216 tackles, eight tackles for loss, six interceptions and four sacks in 46 games (45 starts). Mills earned a starting job in his second NFL season and ranks 2nd on the defense in tackles (34) and passes defensed (8)

PASSES DEFENSED

EAGLES PLAYERS IN 2017

Jalen Mills	5
Patrick Robinson	5
Rasul Douglas	3
Mychal Kendricks	3

TOTAL TACKLES

EAGLES PLAYERS IN 2017

Malcolm Jenkins	30
Jalen Mills	28
Jordan Hicks	20
Nigel Bradham	20

THREE STEP DROP

First job: Sold a local newspaper door-to-door when he was 14

Bucket list: Go on a safari, scuba dive with sharks, travel to Australia, Dubai and Paris

Desired talent: Be a genius. "I would want to be the next Albert Einstein."

Player he models his game after: Cardinals S Tyrann Mathieu

First jersey: Allen Iverson, Philadelphia 76ers (black jersey)

Favorite athletes growing up: Allen Iverson, Tracy McGrady, Roy Jones Jr.

Favorite athletes to watch now: LeBron James, Derrick Rose, Usain Bolt, Serena Williams

Favorite movies: *Belly, Finding Nemo, Paid in Full, Scarface*

Favorite book: *The One Year Uncommon Life Daily Challenge* by Tony Dungy

Favorite music: Future, Kodak Black, Lil Uzi Vert, Young Thug

Favorite meal: Shrimp and rice

CAREER HIGHLIGHTS

2017 - PHILADELPHIA EAGLES (5/5)

- Through the first five weeks of the season, ranks 2nd on the defense in tackles (34) and passes defensed (8
- Recorded a single-game career-high 3 passes defensed vs. Ari. (10/8/17)
- Led the team with a career-high 12 tackles (11 solo) and added 2 PDs vs. NYG (9/24/17). His 12 tackles mark the highest single-game total by an Eagle in 2017
- Earned a starting job in his second season and recorded his first career INT in the season opener at Was. (9/10/17). With the Eagles clinging to a 2-point lead and the Redskins threatening to score in the fourth quarter, picked off a Kirk Cousins pass on the goaline to halt Washington's red zone drive. Also led the defense with career-high-tying 9 tackles (all solo) and 2 passes defensed

CB JALEN MILLS 31

MILLS' CAREER STATISTICS																		
			TACKLES					PASS DEFENSE						FUMBLES			DEF SNAPS	
Year	Team	GP/S	Total	Solo	Asst	TFL	Sacks	Int	Yds	Lg	TD	PD	Hur	FF	FR	Yds	No	Pct
2016	Philadelphia	16/2	67	55	12	0	0.0	0	0	--	0	10	0	0	0	0	661	65%
2017	Philadelphia	5/5	34	30	4	0	0.0	1	15	15	0	8	0	0	0	0	300	99%
Totals		**21/7**	**101**	**85**	**16**	**0**	**0.0**	**1**	**15**	**15**	**0**	**18**	**0**	**0**	**0**	**0**	**---**	**---**

CAREER HIGHLIGHTS (Continued)

2016 - PHILADELPHIA EAGLES (16/2)

- As a rookie, tied for fourth on the Eagles defense with 10 passes defensed and finished fifth on the team in total tackles (67)
- Registered a career-high nine tackles (six solo) in a win vs. NYG (12/22/16)
- Made the first start of his career at Was. (10/16/16) and recorded seven tackles (five solo) and a pass defensed
- Tied for the team lead with a then-career-high eight tackles (seven solo) in a 34-3 win vs. Pit. (9/25/16)
- Played in the first game of his NFL career vs. Cle. (9/11) and recorded two tackles and a pass defensed

COLLEGE HIGHLIGHTS

- Played in seven games as a senior in 2015 after breaking his ankle in the preseason. Was a first-team All-America selection by *CBS Sports* after finishing the season with 30 tackles, one sack and three pass breakups
- Started 12 games at safety and one at nickelback as a junior in 2014, and tallied 62 tackles, three tackles for loss, one interception and five pass breakups
- Picked up 67 tackles, three sacks and three interceptions over his 13 starts as a sophomore in 2013. His interception total tied for the team lead
- Earned 2012 Freshman first-team All-America honors after starting all 13 games at CB and finishing fourth on the team with 57 total tackles, while adding two interceptions and five pass breakups

TRANSACTIONS

2016 Drafted by PHI in 7th round (233rd overall)
Signed 4-year contract

2017 GAME-BY-GAME STATISTICS												
Date	Opp		GP/S	Tot	Solo	Sk	Int	PD	FF	FR	Snaps	Pct
Sep 10	at Was	W	1/1	9	9	0.0	1	2	0	0	63	100%
Sep 17	at KC	L	1/1	2	2	0.0	0	0	0	0	53	100%
Sep 24	NYG	W	1/1	12	11	0.0	0	2	0	0	69	100%
Oct 1	at LAC	W	1/1	5	3	0.0	0	1	0	0	57	100%
Oct 8	Ari	W	1/1	6	5	0.0	0	3	0	0	58	97%
Oct 12	at Car											
Oct 23	Was											
Oct 29	SF											
Nov 5	Den											
Nov 19	at Dal											
Nov 26	Chi											
Dec 3	at Sea											
Dec 10	at LAR											
Dec 17	at NYG											
Dec 25	Oak											
Dec 31	Dal											
Totals			**5/5**	**34**	**30**	**0.0**	**1**	**8**	**0**	**0**	**300**	**99%**

CAREER HIGHS		
Total Tackles	12	9/24/17 vs. NYG
Solo Tackles	11	9/24/17 vs. NYG
INTs	1	9/10/17 at Was.
PDs	3	10/8/17 vs. Ari.

FÚTBOL FAN

A big soccer fan to this day, Mills played left midfield and left forward in high school. He attended the COPA America Centenario games at Lincoln Financial Field in the 2016 offseason and says if he could play any other sport he would be a forward for the U.S. national team. His favorite soccer players are Cristiano Ronaldo and Lionel Messi.

@greengoblin @greengoblin

BIRDSEED

Mills is the son of Kisa Mills and has an older brother, Jaquan, and a dog, a Morkie named Baby.

Mills spent one season at DeSoto (TX) High School and helped lead his team to a 10-2 record as a senior, after transferring from Lancaster High School.

Mills began playing football when he was 12 as a defensive end for the Oak Cliff Titans. He moved to WR and QB before switching to the secondary as a junior in high school.

T JASON PETERS 71

6-4 | 328 14th Year

BORN: Jan. 22, 1982 (Age 35)

Arkansas

UDFA (2004) by Buffalo

Acquired: T (Buf) 2009

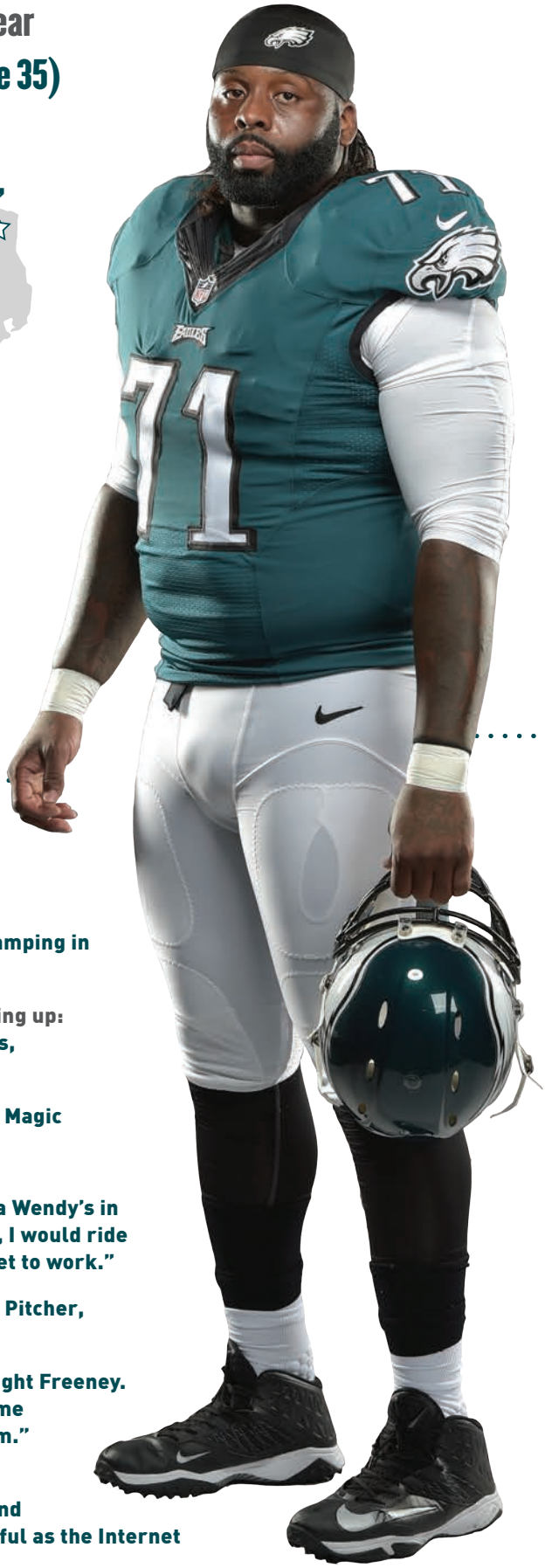

PRO BOWL 2008 | PRO BOWL 2009 | PRO BOWL 2010 | PRO BOWL 2011 | PRO BOWL 2012

PRO BOWL 2014 | PRO BOWL 2015 | PRO BOWL 2016 | PRO BOWL 2017 | AP 2007

AP 2008 | AP 2010 | AP 2011 | AP 2010 | AP 2011

In 2000, **Jason Peters** was a redshirt defensive lineman laboring on Arkansas' scout team. In 2004, he was a undrafted free agent tight end working to earn playing time in Buffalo. Now, he is a nine-time Pro Bowl and six-time All-Pro offensive tackle who is building his resume for a spot in the Pro Football Hall of Fame. Peters is regarded by many experts as the best left tackle in the game and the 14-year vet has anchored the Eagles offensive line since being acquired in a trade from Buffalo in 2009.

THREE STEP DROP

Hobbies: **Dominoes, fishing, camping in Texas and DJing**

Favorite teams/athletes growing up: **Buffalo Bills, Texas Rangers, Bruce Smith**

First jersey: **Shaquille O'Neal, Magic**

Funniest Eagle: **Donnie Jones**

First job: **Working the grill at a Wendy's in Atlanta, TX. "After practice, I would ride three miles on my bike to get to work."**

If he could play another sport: **Pitcher, New York Yankees**

Best player he ever faced: **Dwight Freeney. "He'll change the whole game around if you can't block him."**

Talent he'd like to have: **To be an engineer for Microsoft and invent something as impactful as the Internet**

PRO BOWL BERTHS

ALL-TIME EAGLES HISTORY

CHUCK BEDNARIK 8 | JASON PETERS 7 | REGGIE WHITE 7

BRIAN DAWKINS 7 | DONOVAN MCNABB 6 | PETE PIHOS 6

ALL-TIME EAGLES TACKLES

JASON PETERS 7 | BOB BROWN 3

FRANK KILROY 3 | TRA THOMAS 3

T JASON PETERS 71

AN UNCONVENTIONAL PATH

Peters originally signed with the Buffalo Bills in 2004 as a undrafted free agent tight end with a signing bonus of $5,000. He went undrafted despite an impressive workout at the NFL Scouting Combine, which included a 4.8 time in the 40-yard dash. Peters claims that the draft-day snub gave him extra motivation.

He began the 2004 season on the Bills practice squad, but was elevated to the 53-man roster in November and saw action at both tight end and offensive tackle. In a Dec. 19 contest at Cincinnati, Peters started his first career NFL game when the team opened up in a two-TE set. During the contest, he blocked a punt and recovered it in the end zone for a TD (pictured to the right).

In 2005, Peters made the transition from tight end to tackle and credits former Bills coach Mike Mularkey for the career-changing move. "Offensive line was one of our weak points and I remember wanting to get on the field any way I could. Coach Mularkey told me about it and Mouse (offensive line coach Jim McNally) and I got to work."

Peters officially made the switch to tackle in the middle of the season and started the final nine games of the year at RT. He went on to open the 2006 season as the starting RT and switched to LT for the final nine games of the season. That year, he was named to Peter King's SI.com All-Pro team.After proving to be the Bills' most dominant offensive lineman in 2006, Peters opened 15 contests at LT in 2007 and garnered Pro Bowl honors for the first time in his career. He became the first Buffalo offensive lineman to make the Pro Bowl since Ruben Brown in 2003.

In 2009, the Philadelphia Eagles acquired Peters in a trade with Buffalo in exchange for a first-round draft pick in 2009, a fourth-round pick in 2009 and a sixth-round pick in 2010. Since then, Peters has made the Pro Bowl seven times, marking the second-most Pro Bowl berths in franchise history.

EARLY ATHLETICISM

As a 9-year old, Peters was taken out of a baseball game after the umpire and opposing coach were convinced he was too old to play in the league. "I struck out 9 batters in the first three innings. My mother had to go home and get my birth certificate before I was allowed back in the game. After I did, I hit a home run."

He began playing football the next year as a 10-year-old offensive and defensive lineman for the Queen City Bulldogs.

Peters attended Queen City (TX) High School and earned All-District and All-Area honors as a defensive end. He also lettered in basketball, averaging 18.4 points per game to garner All-District and All-Area honors.

CUSTOM WHEELS

Peters owns a business in Shreveport, LA, named Greedy Boy Customs. "We do custom car work or on really anything with wheels," said Peters. "We've actually done work on a few golf carts." ... Thanks to his grandfather, Dallas Wiggins, buying and restoring cars has been a passion in Jason's life. "He used to take all these old cars and fix them up. When I was little, I was always hanging around watching him and my uncle, and I got hooked."

Owns anywhere from 10-15 cars and loves taking the time to get dirty under the hood to fix them up. His prized possession, though, is a PS Freightliner. "I use it to tow my camper and my other cars. I taught myself how to drive it."

BRAND JORDAN

Peters started a collection of Jordans in 2006 and now has a collection of over 2,500 that he neatly displays in one closet in his home. His personal favorites are the "black and red 13's."

BIRDSEED

Full name is Jason Raynard Peters. His mother is Teledeo (pronounced Toledo) Simington and his stepfather is Ivory Simington. He has two sisters, Ivy and Chrissy.

Jason is quick to name his mother as the hero in his life, "My mom means everything to me. I definitely wouldn't be where I am today without her. She worked multiple jobs so she could provide for us. In the last year or so she lost over 100 pounds before undergoing two knee replacement surgeries. Now she's doing so much better. She continues to be such a big inspiration to me."

He is single and resides in South Jersey and in Atlanta, TX. He has a son, Jayshaun, who plays football, baseball, and basketball.

Majored in vocational education at Arkansas.

T JASON PETERS 71

PETERS' CAREER SERVICE							
			STARTS			OFF SNAPS	
Year	**Team**	**GP/S**	**LT**	**RT**	**TE**	**No**	**Pct**
2004	Buffalo	5/1	0	0	1	N/A	N/A
2005	Buffalo	16/10	0	9	1	N/A	N/A
2006	Buffalo	16/16	9	7	0	N/A	N/A
2007	Buffalo	15/15	15	0	0	N/A	N/A
2008	Buffalo	13/13	13	0	0	N/A	N/A
2009	Philadelphia	15/15	15	0	0	N/A	N/A
2010	Philadelphia	13/13	13	0	0	N/A	N/A
2011	Philadelphia	14/14	14	0	0	N/A	N/A
2012	Philadelphia	0/0	0	0	0	0	0%
2013	Philadelphia	16/16	16	0	0	1018	92%
2014	Philadelphia	16/16	16	0	0	1146	97%
2015	Philadelphia	14/14	14	0	0	760	66%
2016	Philadelphia	16/16	16	0	0	1100	97%
2017	Philadelphia	5/5	5	0	0	324	90%
Totals		**174/164**	**146**	**16**	**2**	**---**	**---**
PLAYOFFS							
2009	Philadelphia	1/1	1	0	0	---	---
2010	Philadelphia	1/1	1	0	0	---	---
2013	Philadelphia	1/1	1	0	0	58	100%
Totals		**3/3**	**3**	**0**	**0**	**---**	**---**

CAREER HIGHLIGHTS

- With his 9th Pro Bowl selection and 7th as an Eagle in 2016, Peters has garnered the second-most Pro Bowl nods in team history behind **Chuck Bednarik** (eight)
- Earned *Associated Press* All-Pro honors following the 2007, '08, '10, '11, '13 and '14 campaigns. Was named to the first team in 2011 and 2013
- Joined **Frank "Bucko" Kilroy** (1953-55) as the only two offensive linemen in franchise history to earn a Pro Bowl berth in three consecutive years
- Since Peters' first Pro Bowl selection in 2007, only Cleveland's **Joe Thomas** (nine) has been selected to as many Pro Bowls as a tackle
- Has two career touchdowns: Blocked a punt and recovered it in the end zone (12/19/04 at Cin.) and caught **J.P. Losman's** first career TD pass (9/11/05 vs. Hou.)
- In 2014, was named a second-team *AP* All-Pro and garnered All-NFC honors from the Pro Football Writers of America. Also named to the USA Football All-Fundamentals team, an annual team comprised of 26 NFL players who exhibit exemplary football techniques for young players to emulate
- Was part of an Eagles offensive line in 2013 that blocked for the NFL's leading rusher, LeSean McCoy, who finished with a franchise-best 1,607 rushing yards. Also helped the Eagles set a team record with 6,676 total yards and record the second-most points in franchise history (442)

COLLEGE HIGHLIGHTS

- Left Arkansas after his junior season. Played in 36 games and caught 28 passes for 300 yards and 4 TDs as a tight end
- In 2003, earned All-SEC second team honors after starting every game at TE and ranking third on the team with 21 receptions for 218 yards and four TDs
- Played in 13 games (12 starts) as a tight end in 2002, finishing the season with four receptions for 37 yards
- In 2001, played in 10 games (three starts). He began the season as a reserve defensive end and tackle, moving to tight end for the Auburn contest
- Redshirted in 2000, spending the season as a scout team defensive lineman

TRANSACTIONS

2004	Signed by BUF as a rookie free agent
9/1/04	Released by BUF
9/7/04	Signed by BUF to the practice squad
11/13/04	Signed by BUF from the practice squad to active roster
7/14/06	Signed by BUF to 5-year contract extension thru 2010
4/17/09	Traded from BUF to PHI for a 1st round draft pick in 2009, a 4th round pick in 2009 and a 6th round pick in 2010 ... signed by PHI to a 6-year contract thru 2014
8/27/12	Placed on Reserve/Non-Football Injury list (Achilles)
2/26/14	Signed by PHI to a 5-year contract through 2018
6/14/17	Signed a 1-year contract extension through 2019

DT ELIJAH QUALLS 98

6-1 | 321 Rookie

BORN: Feb. 11, 1995 (Age 22)

Petaluma, California

Casa Grande High School

Washington

D6-17 (214th overall) by Philadelphia

Elijah Qualls was selected by the Eagles in the 6th round (214th overall) of the 2017 NFL Draft. In 39 career games at the University of Washington, Qualls recorded 78 tackles (43 solo), 12.5 TFL and 7.5 sacks. The California native collected first-team All-Pac-12 honors following his senior season in 2016, when he posted a career-high 38 tackles (18 solo), including 5.0 TFL, along with 3.0 sacks.

COLLEGE HIGHLIGHTS

- Posted a career-high 38 tackles (18 solo), including 5.0 TFL, along with 3.0 sacks en route to first-team All-Pac-12 honors as a senior in 2016
- Played in 10 games (eight starts) as a junior in 2015. Produced 26 tackles (16 solo) and registered a career-high 4.5 sacks
- Saw action in all 14 games as a sophomore in 2013 and finished the season with 13 tackles (8 solo), including 2.0 TFL

TRANSACTIONS

2017 Drafted by PHI in 6th round (214th overall)
Signed 4-year contract

THREE STEP DROP

Hobbies: **Playing video games, going to the beach, barbequing, having bonfires and hanging out with his dog, Storm**

Desired talent: **Acting. "I was a drama major and that's actually something that, hopefully, after a long, good football career, I want to get into acting or directing."**

Surprisingly good at: **Doing backflips**

Best player he ever lined up against: **USC quarterback Sam Darnold**

Player he models his game after: **Los Angeles Rams DT Aaron Donald**

Favorite sports moment: **Winning the Pac-12 Championship**

Three favorite throwback jerseys: **Michael Jordan, Chicago Bulls; Penny Hardaway, Orlando Magic; Kobe Bryant, Los Angeles Lakers**

BIRDSEED

- Prepped at Casa Grande (CA) High School, where he played defensive tackle, center and running back
- As a senior, earned first-team All-Metro from the San Francisco Chronicle, first-team All-North Bay League on defense and second-team on offense. Rushed for 708 yards and 10 TDs on 106 carries and notched 83 tackles
- As a junior, earned Cal Hi Sports all-state and first-team all-league honors as both a running back and defensive lineman. Rushed for 1,139 yards and 13 TDs on 166 carries and posted 76 tackles on defense
- Also an outstanding high school wrestler, winning the league title and advancing to state as a junior

DT ELIJAH QUALLS 98

QUALLS' CAREER STATISTICS																		
			TACKLES					PASS DEFENSE						FUMBLES			DEF SNAPS	
Year	Team	GP/S	Total	Solo	Asst	TFL	Sacks	Int	Yds	Lg	TD	PD	Hur	FF	FR	Yds	No	Pct
2016	Philadelphia	4/0	1	0	1	0.0	0.0	0	0	--	0	0	2	0	0	0	50	17%
Totals		**4/0**	**1**	**0**	**1**	**0.0**	**0.0**	**0**	**0**	**--**	**0**	**0**	**2**	**0**	**0**	**0**	**---**	**---**

2017 GAME-BY-GAME STATISTICS												
Date	Opp		GP/S	Tot	Solo	Sk	Hur	PD	FF	FR	Snaps	Pct
9/10	at Was	W	0/0	INACTIVE								
9/17	at KC	L	1/0	0	0	0.0	0	0	0	0	9	17%
9/24	NYG	W	1/0	0	0	0.0	0	0	0	0	14	20%
10/1	at LAC	W	1/0	0	0	0.0	1	0	0	0	13	23%
10/8	Ari	W	1/0	1	0	0.0	1	0	0	0	14	23%
10/12	at Car											
10/23	Was											
10/29	SF											
11/5	Den											
11/19	at Dal											
11/26	Chi											
12/3	at Sea											
12/10	at LAR											
12/17	at NYG											
12/25	Oak											
12/31	Dal											
Totals			**4/0**	**1**	**0**	**0.0**	**2**	**0**	**0**	**0**	**50**	**17%**

CB PATRICK ROBINSON 21

5-11 | 191 8th Year

BORN: Sept. 7, 1987 (Age 30)

Patrick Robinson signed with the Philadelphia Eagles on March 31, 2017, following stints with the Colts (2016), Chargers (2015) and Saints (2010-14). Originally selected by New Orleans with the 32nd-overall pick in the 2010 NFL Draft, Robinson has produced 268 tackles (226 solo), 68 PDs, 11 INTs, 3 FFs and 1.0 sack in 86 career regular-season games (50 starts).

Miami, Florida

Gulliver Preparatory School

Florida State

D1-10 (32nd overall) by New Orleans

Acquired: FA 2017

99+ YARD INT-TDs

NFL PLAYERS SINCE 2012

AQIB TALIB
103 YARDS
9/17/17 vs. DAL

GREG TOLER
102 YARDS
12/16/12 vs. DET

XAVIER RHODES
100 YARDS
11/20/16 vs. ARI

SEAN SMITH
100 YARDS
11/3/13 at BUF

MALCOLM JENKINS
99 YARDS
12/6/15 at NE

JANORIS JENKINS
99 YARDS
11/23/14 at SD

PATRICK ROBINSON
99 YARDS
11/5/12 vs. PHI

CAREER HIGHLIGHTS

2017 - PHILADELPHIA EAGLES (5/1)

- Through the first five games, leads the team with 9 passes defensed
- Logged a single-game career-high 4 passes defensed vs. Ari. (10/8/17)
- Picked off his first pass as an Eagle when he snagged a defected **Eli Manning** pass in Week 3 vs. NYG (9/24/17). His INT helped set up an Eagles TD that put Philadelphia up 14-0 in the 3rd quarter. Also logged a season-high 6 tackles and tied a career-high with 3 PDs

2016 - INDIANAPOLIS COLTS (7/6)

- Compiled 26 tackles (20 solo), 5 PDs and 1 FF

2015 - SAN DIEGO CHARGERS (16/10)

- Totaled 49 tackles (43 solo), 8 PDs, 1 INT and 1 FF

THREE STEP DROP

Hobbies: **Reading and watching movies**

Favorite movies: ***Friday, New Jack City, Aladdin, Money Talks***

Favorite food: **Chicken tenders**

Favorite vacation spot: **Florida Keys**

Favorite sports team: **Miami Heat**

If he could have dinner with anyone, it would be: **Will Smith**

CB PATRICK ROBINSON 21

ROBINSON'S CAREER STATISTICS																		
			TACKLES					PASS DEFENSE						FUMBLES			DEF SNAPS	
Year	Team	GP/S	Total	Solo	Asst	TFL	Sacks	Int	Yds	Lg	TD	PD	Hur	FF	FR	Yds	No	Pct
2010	New Orleans	11/4	25	23	2	1.0	0.0	0	0	--	0	2	0	0	0	0	N/A	N/A
2011	New Orleans	15/7	45	37	8	5.0	0.0	4	31	25	0	15	0	0	0	0	N/A	N/A
2012	New Orleans	16/16	64	53	11	1.0	1.0	3	99	99t	1	18	1	1	0	0	1093	96%
2013	New Orleans	2/0	2	1	1	0.0	0.0	0	0	--	0	0	0	0	0	0	22	2%
2014	New Orleans	14/6	36	29	7	0.0	0.0	2	2	2	0	11	0	0	0	0	612	57%
2015	San Diego	16/10	49	43	6	2.0	0.0	1	27	27	0	8	1	1	0	0	978	84%
2016	Indianapolis	7/6	26	20	6	0.0	0.0	0	0	--	0	5	0	1	0	0	401	37%
2017	Philadelphia	5/1	21	20	1	0.0	0.0	1	0	0	0	9	0	0	0	0	223	74%
Totals		**86/50**	**268**	**226**	**42**	**9.0**	**1.0**	**11**	**159**	**99t**	**1**	**68**	**2**	**3**	**0**	**0**	**---**	**---**
PLAYOFFS																		
2010	New Orleans	1/1	1	1	0	0.0	0.0	0	0	--	0	1	0	0	0	0	N/A	N/A
2011	New Orleans	2/1	5	5	0	0.0	0.0	0	0	--	0	1	0	0	0	0	N/A	N/A
Totals		**3/2**	**6**	**6**	**0**	**0.0**	**0.0**	**0**	**0**	**--**	**0**	**2**	**0**	**0**	**0**	**0**	**---**	**---**

ADDITIONAL CAREER STATISTICS

Special Teams Tackles: (10) - *2010 (4); 2011 (2); 2014 (4)* **Postseason Special Teams Tackles:** (2) - *2011 (2)*

Field Goal Block: (1) - *1 vs. Ari. (10/8/17)*

CAREER HIGHS		
Total Tackles	8	4x, last: 12/6/15 vs. Den.
Solo Tackles	8	10/10/10 at Ari.
Sacks	1.0	9/9/12 vs. Was.
INTs	1	11x, last: 9/24/17 vs. NYG
PDs	4	10/8/17 vs. Ari.
FFs	1	3x, last: 10/9/16 vs. Chi.

CAREER HIGHLIGHTS (Continued)

2014 - NEW ORLEANS SAINTS (14/6)

- Finished with 36 tackles (29 solo), 12 PDs and 2 INTs. Was named the team's recipient of the **Ed Block Courage Award**

2012 - NEW ORLEANS SAINTS (16/16)

- Recorded 64 tackles (53 solo), 18 PDs, 3 INTs and 1.0 sack
- Tallied his first-career sack vs. Was. (9/9/12), bringing down Redskins QB **Robert Griffin III** in the fourth quarter
- In a win vs. Philadelphia (11/5/12), put the Saints up 7-0 in the first quarter after intercepting Eagles QB **Mike Vick** for a 99-yard TD. Marked his first-career TD and matched a franchise record set by **Darren Sharper** on 10/4/09 vs. NYJ

2011 - NEW ORLEANS SAINTS (15/7, Playoffs: 2/1)

- Totaled 45 tackles (37 solo), 15 PDs and a career-high 4 INTs

2010 - NEW ORLEANS SAINTS (11/4, Playoffs: 1/1)

- Posted 25 tackles (23 solo), 2 PDs and 4 special teams stops as a rookie

BIRDSEED

Robinson attended South Miami (FL) High School and Gulliver Preparatory School in Miami, where he graduated as a four-star recruit and the No. 16-ranked cornerback in the nation according to *Rivals.com*.

Robinson was named first-team all-state as a senior and represented Team Florida in the CaliFlorida Bowl. He earned all-region honors as a junior after recording 32 receptions for 491 yards and 6 TDs on offense and 8 INTs on defense.

Robinson majored in social science at Florida State.

CB PATRICK ROBINSON 21

2017 GAME-BY-GAME STATISTICS

Date	Opp		GP/S	Tot	Solo	Sk	Int	PD	FF	FR	Snaps	Pct
Sep 10	at Was	W	1/0	4	4	0.0	0	0	0	0	52	83%
Sep 17	at KC	L	1/0	3	2	0.0	0	0	0	0	32	60%
Sep 24	NYG	W	1/1	6	6	0.0	1	3	0	0	61	88%
Oct 1	at LAC	W	1/0	4	4	0.0	0	2	0	0	32	56%
Oct 8	Ari	W	1/0	4	4	0.0	0	4	0	0	46	77%
Oct 12	at Car											
Oct 23	Was											
Oct 29	SF											
Nov 5	Den											
Nov 19	at Dal											
Nov 26	Chi											
Dec 3	at Sea											
Dec 10	at LAR											
Dec 17	at NYG											
Dec 25	Oak											
Dec 31	Dal											
Totals			**5/1**	**21**	**20**	**0.0**	**1**	**9**	**0**	**0**	**223**	**74%**

2016 GAME-BY-GAME STATISTICS (IND)

Date	Opp		GP/S	Tot	Solo	Sk	Int	PD	FF	FR	Snaps	Pct
Sep 11	Det	L	1/1	5	5	0.0	0	1	0	0	31	48%
Sep 18	at Den	L	0/0	INACTIVE (CONCUSSION)								
Sep 25	SD	W	0/0	INACTIVE (CONCUSSION)								
Oct 2	at Jax	L	1/0	3	3	0.0	0	0	0	0	62	86%
Oct 9	Chi	W	1/1	6	4	0.0	0	0	1	0	47	71%
Oct 16	at Hou	L	0/0	INACTIVE (KNEE, HIP)								
Oct 23	at Ten	W	1/1	3	0	0.0	0	1	0	0	69	95%
Oct 30	KC	L	1/1	4	3	0.0	0	2	0	0	69	93%
Nov 6	at GB	W	1/1	2	2	0.0	0	0	0	0	69	100%
Nov 20	Ten	W	0/0	INACTIVE (GROIN)								
Nov 24	Pit	L	1/1	3	3	0.0	0	1	0	0	54	100%
Dec 5	at NYJ	W	0/0	INACTIVE (GROIN)								
Dec 11	Hou	L	0/0	INACTIVE (GROIN)								
PLACED ON INJURED RESERVE (GROIN) ON 12/13/16												
Totals			**7/6**	**26**	**20**	**0.0**	**0**	**5**	**1**	**0**	**401**	**37%**

2015 GAME-BY-GAME STATISTICS (SD)

Date	Opp		GP/S	Tot	Solo	Sk	Int	PD	FF	FR	Snaps	Pct
Sep 13	Det	W	1/0	3	2	0.0	1	1	1	0	35	75%
Sep 20	at Cin	L	1/0	1	1	0.0	0	0	0	0	29	44%
Sep 27	at Min	L	1/1	5	4	0.0	0	1	0	0	54	96%
Oct 4	Cle	W	1/1	2	2	0.0	0	1	0	0	68	96%
Oct 12	Pit	L	1/0	3	2	0.0	0	1	0	0	34	60%
Oct 18	at GB	L	1/1	1	1	0.0	0	0	0	0	40	76%
Oct 25	Oak	L	1/0	3	2	0.0	0	0	0	0	42	68%
Nov 1	at Bal	L	1/0	3	2	0.0	0	0	0	0	26	38%
Nov 9	Chi	L	1/1	2	2	0.0	0	0	0	0	22	31%
Nov 22	KC	L	1/1	5	5	0.0	0	0	0	0	45	71%
Nov 29	at Jax	W	1/1	4	4	0.0	0	2	0	0	56	79%
Dec 6	Den	L	1/0	8	7	0.0	0	1	0	0	66	96%
Dec 13	at KC	L	1/1	2	2	0.0	0	0	0	0	54	100%
Dec 20	Mia	W	1/1	5	5	0.0	0	0	0	0	56	98%
Dec 24	at Oak	L	1/1	0	0	0.0	0	0	0	0	53	76%
Jan 3	at Den	L	1/1	2	2	0.0	0	1	0	0	12	18%
Totals			**16/10**	**49**	**43**	**0.0**	**1**	**8**	**1**	**0**	**978**	**84%**

2014 GAME-BY-GAME STATISTICS (NO)

Date	Opp		GP/S	Tot	Solo	Sk	Int	PD	FF	FR	Snaps	Pct
Sep 7	at Atl	L	1/1	3	3	0.0	0	0	0	0	64	89%
Sep 14	at Cle	L	1/1	6	5	0.0	0	1	0	0	55	73%
Sep 21	Min	W	1/0	0	0	0.0	0	0	0	0	1	2%
Sep 28	at Dal	L	0/0	INACTIVE (HAMSTRING)								
Oct 5	TB	W	1/0	1	1	0.0	1	2	0	0	27	43%
Oct 19	at Det	L	0/0	INACTIVE (HAMSTRING)								
Oct 26	GB	W	1/0	2	2	0.0	0	0	0	0	43	63%
Oct 30	at Car	W	1/0	1	0	0.0	0	2	0	0	25	44%
Nov 9	SF	L	1/0	3	2	0.0	0	1	0	0	45	65%
Nov 16	Cin	L	1/0	1	1	0.0	0	0	0	0	51	84%
Nov 24	Bal	L	1/1	5	4	0.0	0	1	0	0	56	95%
Nov 30	at Pit	W	1/1	5	4	0.0	0	3	0	0	87	98%
Dec 7	Car	L	1/1	5	4	0.0	0	0	0	0	71	96%
Dec 15	at Chi	W	1/0	0	0	0.0	1	1	0	0	16	27%
Dec 21	Atl	L	1/1	3	2	0.0	0	0	0	0	49	75%
Dec 28	at TB	W	1/0	1	1	0.0	0	0	0	0	22	33%
Totals			**14/6**	**36**	**29**	**0.0**	**2**	**11**	**0**	**0**	**612**	**57%**

2013 GAME-BY-GAME STATISTICS (NO)

Date	Opp		GP/S	Tot	Solo	Sk	Int	PD	FF	FR	Snaps	Pct
Sep 8	Atl	W	1/0	2	1	0.0	0	0	0	0	18	32%
Sep 15	at TB	W	1/0	0	0	0.0	0	0	0	0	4	7%
PLACED ON INJURED RESERVE (KNEE) ON 9/18/13												
Totals			**2/0**	**2**	**1**	**0.0**	**0**	**0**	**0**	**0**	**22**	**2%**

G ISAAC SEUMALO 73

6-4 | 303 2nd Year

BORN: Oct. 29, 1993 (Age 23)

Oregon State
D3-16 (79th overall) by Philadelphia

A versatile offensive lineman out of Oregon State, Isaac Seumalo was drafted by the Eagles in the third round of the 2016 NFL Draft. Seumalo (pronounced Say-u-mah-low), was a key reserve for the Eagles in 2016 and made 4 starts at three different positions as a rookie. A standout at Corvallis (OR) HS, Seumalo was rated as the No. 2 offensive lineman in the nation by *SuperPrep*.

CAREER HIGHLIGHTS

- Proved to be a key reserve on the offensive line as a rookie in 2016, as he played in 9 games and started contests at three different positions (2 at RG, 1 at LG, 1 at RT)
- Made the first start of his career on *Monday Night Football* when he opened at RG vs. GB (11/28/16)

BIRDSEED

- Is the son of Karen and Joe Seumalo. Has three brothers (Andrew, Levi and Noah) and a sister (Jessi)
- Prepped at Corvallis (OR) High School, where he was named 5A First-Team All-State as an offensive and defensive lineman in both his junior and senior seasons. Was also an Under Armour and ESPN All-American

COLLEGE HIGHLIGHTS

- Made 37 career starts at Oregon State, opening contests at every position on the offensive line except for left guard
- Sat out the 2014 season while recovering from a foot injury, but returned to the field as a redshirt junior in 2015 and went on to start all 12 games for the Beavers (nine at RG, three at LT). Prior to the season, was named to the Outland Trophy and Rotary Lombardi Award watch lists and finished the year with All-Pac-12 Honorable Mention and Pac-12 All-Academic First team honors
- Started 10 games at center and two games at RT as a sophomore in 2013, earning Pac-12 All-Conference Second Team honors, while also being named to the Capital One Academic All-District team and the Pac-12 All-Academic First Team
- In 2012, became the first freshman starting center for Oregon State since Roger Levasa in 1978. Was just one of two true freshmen in the country to start their team's season opener at center. Earned All-Pac-12 honorable mention and was named Freshman All-America by *Phil Steele* and *CBSSports.com*

THREE STEP DROP

Favorite sports moment: **Hawaii's 2008 Sugar Bowl season**

If he could play another sport: **Ping pong**

First job: **Delivering newspapers in his neighborhood. He had to wake up at 3 a.m. to start his route**

Favorite meal: **Hawaiian food**

Favorite TV show: ***It's Always Sunny in Philadelphia***

G ISAAC SEUMALO 73

FOOTBALL IS FAMILY

Isaac's father, Joe, played college football at Hawaii and is currently the defensive line coach at San Jose State. Prior to coaching, Joe played professionally in NFL Europe and the Canadian Football League.

Joe Seumalo and Eagles head coach Doug Pederson were teammates in 1995 with the Rhein Fire.

Isaac's brother, Andrew, is a GA at the University of Nebraska and played DT for OSU from 2009-2012. Isaac and Andrew teamed up for one season when Isaac was a freshman and Andrew was a senior.

Isaac's sister, Jessi, played volleyball for the Beavers and is currently a football recruiting GA at her alma mater.

TRANSACTIONS

2016 Drafted by PHI in 3rd round (79th overall)
Signed 4-year contract

SEUMALO'S CAREER SERVICE

			STARTS			OFF SNAPS	
Year	**Team**	**GP/S**	**LG**	**RG**	**RT**	**No**	**Pct**
2016	Philadelphia	9/4	1	2	1	335	30%
2017	Philadelphia	3/2	2	0	0	140	39%
Totals		**12/6**	**3**	**2**	**1**	**---**	**---**

RB WENDELL SMALLWOOD 28

5-10 | 208 2nd Year

BORN: Jan. 20, 1994 (Age 23)

Elkton, Maryland

Eastern Christian Academy

West Virginia

D5a-16 (153rd overall) by Philadelphia

A native of nearby Wilmington, DE, and a fan of the Eagles during his childhood, **Wendell Smallwood** (pronounced wen-DELL) joined his hometown team after being selected in the 5th round of the 2016 NFL Draft. In 2015, Smallwood earned All-Big 12 second-team honors after setting career highs with 1,519 yards and 12 TDs on 238 carries (6.4 avg.) at West Virginia.

THREE STEP DROP

First job: **Counselor at the YMCA**

Favorite TV show: ***Martin***

Favorite quote: **"Do you not know that in a race all the runners run, but only one gets the prize? Run in such a way as to get the prize." - Corinthians 9:24**

If he could play another sport, what position: **Shooting guard, Philadelphia 76ers**

Player he models his game after: **Marshall Faulk**

Three favorite throwback jerseys: **Brian Westbrook, Philadelphia Eagles; Michael Vick, Atlanta Falcons; Michael Jordan, North Carolina**

RUSHING LEADERS

WEST VIRGINIA SINGLE-SEASON HISTORY

1,744	Steve Slaton (2006)
1,710	Avon Cobourne (2002)
1,589	Amos Zereoue (1997)
1,519	W. Smallwood (2015)

300+ RUSHING YDS & 250+ KICK RETURN YDS

ALL-TIME EAGLES ROOKIES

WENDELL SMALLWOOD 2016

JAMES McALISTER 1975

TED DEAN 1960

KEN KELLER 1956

STEVE VAN BUREN 1944

CAREER HIGHLIGHTS

2017 - PHILADELPHIA EAGLES (4/2)

- Rushed for 34 yards in the win at LAC (10/1/17), including his 2nd career rushing TD. Also added career highs in receptions (tied, 4) and receiving yards (45)
- Paced the Eagles' rushing attack with 71 yards on 12 attempts (5.9 avg.) vs. NYG (9/24/17). His 71 yards were the 2nd-highest single-game total of his career (79 yards on 9/25/16 vs. Pit.)

2016 - PHILADELPHIA EAGLES (13/3)

- Became the first Eagle to record 300+ rushing yards and 250+ kick return yards since **Correll Buckhalter** in 2007. Joined **James McAlister** (1975), **Ted Dean** (1960), **Ken Keller** (1956) and **Steve Van Buren** (1944) as the only Eagles rookies to accomplish the feat

RB WENDELL SMALLWOOD 28

SMALLWOOD'S CAREER STATISTICS																				
			RUSHING					RECEIVING						OFF SNAPS		KICK RETURNS				
Year	Team	GP/S	Att	Yds	Avg	Lg	TD	No	Yds	Avg	Lg	TD	TYS	No	Pct	No	Yds	Avg	Lg	TD
2016	Philadelphia	13/3	77	312	4.1	19	1	6	55	9.2	18	0	367	164	16%	9	261	29.0	86t	1
2017	Philadelphia	4/2	29	113	3.9	20	1	7	56	8.0	24	0	169	107	30%	4	93	23.3	28	0
Totals		**17/5**	**106**	**425**	**4.0**	**20**	**2**	**13**	**111**	**8.5**	**24**	**0**	**536**	**---**	**---**	**13**	**354**	**27.2**	**86t**	**1**

ADDITIONAL CAREER STATISTICS

Fumbles/Lost: 1/1 - *2016 (1/1)* **Special Teams Tackles:** 2 - *2016 (2)*

2017 GAME-BY-GAME STATISTICS																					
				RUSHING					RECEIVING						SNAPS		KICK RETURNS				
Date	Opp		GP/S	Att	Yds	Avg	Lg	TD	No	Yds	Avg	Lg	TD	TYS	No	Pct	No	Yds	Avg	Lg	TD
Sep 10	at Was	W	1/0	4	4	1.0	3	0	1	5	5.0	5	0	9	15	22%	0	0	---	--	0
Sep 17	at KC	L	1/1	3	4	1.3	8	0	1	-3	-3.0	-3	0	1	14	19%	2	55	27.5	28	0
Sep 24	NYG	W	1/0	12	71	5.9	20	0	1	9	9.0	9	0	80	43	57%	2	38	19.0	23	0
Oct 1	at LAC	W	1/1	10	34	3.4	11	1	4	45	11.3	24	0	79	35	44%	0	0	---	--	0
Oct 8	Ari	W	0/0	INACTIVE (KNEE)																	
Oct 12	at Car																				
Oct 23	Was																				
Oct 29	SF																				
Nov 5	Den																				
Nov 19	at Dal																				
Nov 26	Chi																				
Dec 3	at Sea																				
Dec 10	at LAR																				
Dec 17	at NYG																				
Dec 25	Oak																				
Dec 31	Dal																				
Totals			**4/2**	**29**	**113**	**3.9**	**20**	**1**	**7**	**56**	**8.0**	**24**	**0**	**169**	**107**	**30%**	**4**	**93**	**23.3**	**28**	**0**

CAREER HIGHLIGHTS (Continued)

- Registered his first-career kickoff return TD (86 yards) at Was. (10/16/16), becoming the first Eagles rookie RB to post a kickoff return TD since Derrick Witherspoon in 1995
- Smallwood and **Josh Huff** (98-yard TD vs. Min. on 10/23/16) became the first duo in Eagles history and NFL's fifth since 1970 to produce kickoff return TDs in consecutive weeks
- Rushed for a career-high 79 yards on 17 carries (4.6 avg.) and recorded the first TD of his NFL career. His 79 rushing yards were the most by an Eagles rookie since **Bryce Brown** on 12/2/12 at Dal. (169 yards)

COLLEGE HIGHLIGHTS

- Appeared in 38 games (22 starts) and finished his three-year college career with 425 carries for 2,462 yards (5.8 avg.) and 12 TDs. Ended his West Virginia career ranked 9th all-time on the school's rushing list
- Compiled 68 career receptions for 618 yards (9.1 avg.), finishing 5th all-time among RBs in school history in both receptions and receiving yards

RB WENDELL SMALLWOOD 28

2016 GAME-BY-GAME STATISTICS																					
				RUSHING					RECEIVING						SNAPS		KICK RETURNS				
Date	Opp		GP/S	Att	Yds	Avg	Lg	TD	No	Yds	Avg	Lg	TD	TYS	No	Pct	No	Yds	Avg	Lg	TD
Sep 11	Cle	W	1/0	1	1	1.0	1	0	0	0	---	--	0	1	2	3%	1	23	23.0	23	0
Sep 19	at Chi	W	1/0	2	16	8.0	11	0	0	0	---	--	0	16	5	7%	1	30	30.0	30	0
Sep 25	Pit	W	1/0	17	79	4.6	14	1	0	0	---	--	0	79	24	37%	0	0	---	--	0
Oct 9	at Det	L	1/0	0	0	---	--	0	0	0	---	--	0	0	1	2%	0	0	---	--	0
Oct 16	at Was	L	1/0	4	6	1.5	7	0	1	14	14.0	14	0	20	10	19%	1	86	86.0	86t	1
Oct 23	Min	W	1/0	4	13	3.3	4	0	0	0	---	--	0	13	5	9%	0	0	---	--	0
Oct 30	at Dal	L	1/0	1	-5	-5.0	-5	0	0	0	---	--	0	-5	1	1%	0	0	---	--	0
Nov 6	at NYG	L	1/0	2	25	12.5	19	0	0	0	---	--	0	25	4	5%	2	50	25.0	26	0
Nov 13	Atl	W	1/0	13	70	5.4	19	0	0	0	---	--	0	70	19	24%	2	32	16.0	17	0
Nov 20	at Sea	L	1/0	13	48	3.7	18	0	4	31	7.8	18	0	79	38	48%	0	0	---	--	0
Nov 28	GB	L	1/1	9	37	4.1	9	0	1	10	10.0	10	0	47	22	37%	0	0	---	--	0
Dec 4	at Cin	L	1/1	8	19	2.4	9	0	0	0	---	--	0	19	24	30%	1	13	13.0	13	0
Dec 11	Was	L	1/1	3	3	1.0	5	0	0	0	---	--	0	3	9	12%	1	27	27.0	27	0
PLACED ON INJURED RESERVE (KNEE) ON 12/12/16																					
Totals			**13/3**	**77**	**312**	**4.1**	**19**	**1**	**6**	**55**	**9.2**	**18**	**0**	**367**	**164**	**16%**	**9**	**261**	**29.0**	**86t**	**1**

CAREER HIGHS		
Rush Attempts	17	9/25/16 vs. Pit.
Rushing Yards	79	9/25/16 vs. Pit.
Rushing Long	20	9/24/17 vs. NYG
Rushing TDs	1	2x, last: 10/1/17 at LAC
Receptions	4	2x, last: 10/1/17 at LAC
Receiving Yards	45	10/1/17 at LAC
Receiving Long	24	10/1/17 at LAC
Receiving TDs	--	---
Kick Returns	2	4x, last: 9/24/17 vs. NYG
Kick Return Yards	86	10/16/16 at Was.
Kick Return Long	86t	10/16/16 at Was.

RETURN TOUCHDOWNS (1)			
Date	**Opponent**	**Yards**	**Return**
10/16/16	at Washington Redskins (L, 20-27)	86	KR

COLLEGE HIGHLIGHTS (Continued)

- Enjoyed a breakout campaign as a junior in 2015, leading the Big 12 in rushing yards with the 4th-highest single-season total in school history (1,519). Was named second-team All-Big 12 by the *Associated Press*
- Played in 13 games (nine starts) as a sophomore in 2014 and finished with 722 yards and 2 TDs on 148 carries (4.9 avg.)

TRANSACTIONS

2016 Drafted by PHI in 5th round (153rd overall)
Signed 4-year contract
12/12/16 Placed on Injured Reserve (knee)

ALWAYS AN EAGLE

Smallwood grew up a fan of the Philadelphia Eagles in nearby Wilmington, DE. One of his favorite games he attended was the Eagles-Packers playoff game on January 11, 2004, when he witnessed the Eagles' 4th-and-26 conversion that led to a comeback win in overtime.

Smallwood's favorite all-time Eagle was Duce Staley, who now serves as his position coach. "I was star-struck at the combine after meeting him. I even asked for a picture with him."

BIRDSEED

Smallwood, who majored in criminology with a minor in communications at West Virginia, is the son of Nichelle Barber and Wendell Smallwood. He has a pit bull named Prince.

Smallwood began playing football as a fullback and guard for the Claymont (DE) Falcons as a 7-year-old. He played his first three high school seasons at Red Lion Christian Academy in Bear, DE, before finishing high school at Eastern Christian Academy in Elkton, MD.

@WSmallwood28

WR TORREY SMITH 82

6-0 | 205 7th Year

BORN: Jan. 26, 1989 (Age 28)

Falmouth, Virginia

Stafford High School

Maryland

D2-11 (58th overall) by Baltimore

Acquired: FA 2017

Torrey Smith was signed by the Philadelphia Eagles to a three-year contract on March 10, 2017, following a two-year stint with the San Francisco 49ers. Originally selected by the Ravens in the 2nd round (58th overall) of the 2011 NFL Draft, Smith was a member of Baltimore's Super Bowl XLVII-winning team. The seventh-year wideout has totaled 279 catches for 4,725 yards (16.9 avg.) and 38 TDs in 97 career games, while posting 414 yards and 4 TDs on 20 receptions (20.7 avg.) in eight career postseason contests.

THREE STEP DROP

First job: **Cashier at Walmart**

Bucket list: **Go fishing in Alaska**

Desired talent: **Ability to sing R&B**

Surprisingly good at: **Debating**

If he could play another sport: **"Basketball. I'd play point guard with wherever LeBron James is."**

Best players he's lined up against: **Champ Bailey and Darrelle Revis**

Favorite players: **Randy Moss, Michael Vick**

Moment left star struck: **"It was weird because when I was in college Ray Lewis' brother played on my team. The first time I saw him, I was like, 'Man, this is Ray Lewis at our school!' And then I ended up playing with him."**

Favorite movie: ***Forrest Gump***

Favorite TV show: **Anything on HGTV. "That's my network now! I've been all over it."**

Favorite meal: **Fried chicken and macaroni and cheese**

First jersey: **Allen Iverson**

YARDS PER RECEPTION

SINCE 2011 (MIN. 200 RECEPTIONS)

DESEAN JACKSON 17.4

TORREY SMITH 16.9

VINCENT JACKSON 16.6

FIRST-DOWN RECEIVING AVERAGE

SINCE 2011 (MIN. 100 RECEPTIONS)

DeSean Jackson	18.4
Vincent Jackson	17.2
Torrey Smith	16.9
Alshon Jeffery	16.5
Julio Jones	16.5

THIRD-DOWN RECEIVING AVERAGE

SINCE 2011 (MIN. 60 RECEPTIONS)

Torrey Smith	17.7
Victor Cruz	17.6
Calvin Johnson	17.1
Vincent Jackson	17.0
Jordny Nelson	17.0

WR TORREY SMITH 82

TORREY SMITH FAMILY FUND

The Torrey Smith Family Fund is a nonprofit that aims to provide youth with the tools they need to identify, unleash and reach their full potential.

Please visit **TorreySmith.org** for more information on his work in the community.

- In March 2017, Smith held his Sixth Annual Charity Basketball Game. All proceeds benefit the Torrey Smith Family Fund. The Smith family has been working in collaboration with established nonprofits and corporate partners to create important new programs in Baltimore.
- "Torrey's Back to School Program" is held each August with the purpose of ensuring that low-income elementary and middle school students have the basic items needed to begin the school year. Teachers also receive supplies they need to start the school year.
- In 2016, the Smiths began their mentoring programs geared towards high school boys in need of support and guidance with the launch of the L.E.V.E.L. (Leadership, Education, Vision, Effort, Love) Teen Summit. In total, thirty students participated in the overnight weekend Summit which included various workshops and presentations that focused on character building, decision making, leadership, and goal setting. Smith continues to meet with the youth on a monthly basis. The vision of the mentoring program is to introduce boys to positive male mentors, encourage students to pursue higher education and help them create a foundation for a successful future.
- During the 2016 offseason, Smith funded every school in East Baltimore to help give students the tools and opportunities they need to succeed. He appeared on the "Late Show with Stephen Colbert" to promote the effort.
- In partnership with Scholastic, and with the generosity of other corporations, the non-profit created reading rooms in five different Baltimore schools. The program enhances literacy by providing over 1200 age-appropriate books to the children in these schools. The rooms provide a vibrant and comfortable place for students to read or borrow a book.
- In honor of Torrey's late brother, Tevin Jones, the Torrey Smith Family Fund awards four annual college scholarships to high school seniors. Recipients of the scholarship are awarded $5,000, distributed over four years

MAN OF THE YEAR

Smith has been selected as his team's Walter Payton NFL Man of the Year nominee three times (2016 with San Francisco; 2013-14 with Baltimore). Named after the late Hall of Fame running back of the Chicago Bears, the Walter Payton NFL Man of the Year Award is given annually to the player who best exemplifies a commitment to philanthropy and community involvement.

"I've been giving back since day one, even when my family was the one receiving help. I always felt like your time was just as important as your money. I know what a lot of these families are going through and what a lot of these kids are going through. I wanted to be that support system for them, and that's why it's important for me to give back."

MAKING A DIFFERENCE

Smith used his time and resources to help those affected by the contaminated water supply in Flint, MI, during the 2016 offseason. Despite having no ties to Michigan, Smith and former teammate, Justin Forsett, teamed with The United Way, who helped coordinate school visits along with the donation of bottled water to Loving Hands, which is an adult and senior care service.

BIRDSEED

Smith (born James Torrey Smith) and his wife, Chanel (who grew up in Conshohocken, PA, and attended Plymouth-Whitemarsh HS), have two sons: Torrey Jeremiah (T.J.) and Kameron James. Smith, the oldest of seven children in his family, graduated with a bachelor's degree in criminology and criminal justice from the University of Maryland in 2010. In 2017, Smith, along with his wife, earned their MBA from the University of Miami.

During his time at Stafford HS (Falmouth, VA), Smith played wide receiver, running back and cornerback and saw action as a kick returner. Smith also played basketball in high school.

@TorreySmithWR @torreysmithwr

WR TORREY SMITH 82

SMITH'S CAREER STATISTICS									
			RECEIVING					OFF SNAPS	
Year	Team	GP/S	No	Yards	Avg	Lg	TD	No	Pct
2011	Baltimore	16/14	50	841	16.8	74t	7	NA	NA
2012	Baltimore	16/16	49	855	17.4	54	8	919	84%
2013	Baltimore	16/16	65	1128	17.4	74	4	1098	97%
2014	Baltimore	16/16	49	767	15.7	53	11	788	73%
2015	San Francisco	16/12	33	663	20.1	76t	4	772	76%
2016	San Francisco	12/12	20	267	13.4	53t	3	644	62%
2017	Philadelphia	5/4	13	204	15.7	59t	1	267	74%
TotalsW		**97/90**	**279**	**4725**	**16.9**	**76t**	**38**	**---**	**---**
PLAYOFFS									
2011	Baltimore	2/1	4	91	22.8	42	1	NA	NA
2012	Baltimore	4/4	11	233	21.2	59t	2	272	96%
2014	Baltimore	2/2	5	90	18.0	35	1	100	75%
Totals		**8/7**	**20**	**414**	**20.7**	**59t**	**4**	**---**	**---**

ADDITIONAL CAREER STATISTICS
Rushing: 7-48, 6.9 avg. - *2012 (3-9, 3.0 avg.); 2011 (4-39, 9.8 avg.)*
Kick Returns: 2-37, 18.5 avg. - *2016 (1-13); 2011 (1-24)*
Punt Returns: 1-9, 9.0 avg. in 2017
Fumbles/Lost: 2/0 - *2013 (1/0); 2011 (1/0)*

CAREER HIGHS		
Receptions	7	2x, last: 9/15/13 vs. Cle.
Receiving Yards	166	9/29/13 at Buf.
Receiving Long	76t	10/18/15 vs. Bal.
Receiving TDs	3	9/25/11 at StL

2017 GAME-BY-GAME STATISTICS										
Date	Opp		GP/S	Rec	Yds	Avg	Lg	TD	Snaps	Pct
Sep 10	at Was	W	1/1	1	30	30.0	30	0	48	71%
Sep 17	at KC	L	1/1	4	66	16.5	24	0	62	86%
Sep 24	NYG	W	1/1	4	29	7.3	14	0	58	76%
Oct 1	at LAC	W	1/0	1	9	9.0	9	0	57	72%
Oct 8	Ari	W	1/1	3	70	23.3	59t	1	42	63%
Oct 12	at Car									
Oct 23	Was									
Oct 29	SF									
Nov 5	Den									
Nov 19	at Dal									
Nov 26	Chi									
Dec 3	at Sea									
Dec 10	at LAR									
Dec 17	at NYG									
Dec 25	Oak									
Dec 31	Dal									
Totals			**5/4**	**13**	**204**	**15.7**	**59t**	**1**	**267**	**74%**

CAREER HIGHLIGHTS

- A member of Baltimore's Super Bowl XLVII-winning team that defeated San Francisco, 34-31, in New Orleans on 2/3/13. Caught 11 passes for 233 yards (21.2 avg.) and 2 TDs during the Ravens' playoff run
- His 20.70 receiving average in the postseason ranks 6th in NFL history, trailing only **Alvin Harper** (27.29, 1991-99), **Willie Gault** (23.67, 1983-93), **Harold Jackson** (22.83, 1968-83), **Vernon Davis** (22.22) and **Charlie Brown** (20.74, 1982-87) (min. 20 receptions)
- Since 2011, ranks 2nd in the NFL in yards per reception (16.9), trailing only **DeSean Jackson** (17.4) (min. 200 receptions)
- Ranks 3rd in the NFL in first-down receiving average (17.1) since 2011, trailing only **DeSean Jackson** (18.4) and **Vincent Jackson** (17.2) (min. 100 receptions). Also in that span, leads the NFL in third-down receiving average (17.7) (min. 60 receptions)

2017 - PHILADELPHIA EAGLES (5/4)

- Recorded a season-high 70 yards on 3 catches (23.3 avg.) in the 34-7 win vs. Ari. (10/8/17), including a 59-yard TD. Marked his longest receiving TD since posting a 73-yard score on 10/8/15 vs. Baltimore with San Francisco

2015 - SAN FRANCISCO 49ERS (16/12)

- Led the NFL with 20.1 yards per reception in his debut season with the 49ers (min. 30 receptions)
- Became the first 49er to register 3 receiving TDs of 70+ yards in a single season since **John Taylor** in 1989. At the time, became the first NFL player to accomplish the feat since **Josh Gordon** in 2013 (*Elias Sports Bureau*)
- Caught a career-long 76-yard TD from 49ers QB **Colin Kaepernick** vs. Bal. (10/18/15)

DT DESTINY VAEAO 97

6-4 | 299 2nd Year

BORN: Jan. 15, 1994 (Age 23)

Pago Pago, American Samoa

Tafuna High School

Washington State

Acquired: UDFA 2016

A native of American Somoa who never set foot in the United States until he enrolled at Washington State in 2012, Destiny Vaeao (VIE-ow) was signed by the Eagles as an undrafted free agent in 2016. At Washington State, he combined for 84 tackles, including 19 TFL, 7.0 sacks, 2 FFs and 2 FRs in 44 career games.

THREE STEP DROP

If he could play another sport, what team/position: **Forward for the Manu Samoa rugby squad**

If he could be any superhero: **Superman**

Favorite family tradition: **Tonai (a big, traditional family dinner on Sundays in Samoa)**

Favorite movie: ***Lord of the Rings***

Favorite meal: **Taro and palusami**

Favorite hobby: **Swimming**

Favorite quote: **"When you have confidence, you can have a lot of fun. And when you have fun, you can do amazing things." - Joe Namath**

TRANSACTIONS

2016 Signed by PHI as UDFA

CAREER HIGHLIGHTS

2016 - PHILADELPHIA EAGLES (16/0)

- Joined **Sam Rayburn** (2.0 in 2003) as the only undrafted rookies in Eagles history to record multiple sacks in a season
- Sacked Giants QB **Eli Manning** and notched a career-high 4 tackles at NYG (11/6/16)
- Notched his first-career sack and forced fumble (recovered by Eagles LB **Jordan Hicks**) as he chased down Bears QB **Jay Cutler** at Chi. (9/19/16)

COLLEGE HIGHLIGHTS

- Named to the All-Pac-12 Second Team after registering 41 tackles (20 solo), 12 TFL, 4.5 sacks, 1 FF, 1 FR and one blocked kick in 13 starts as a senior in 2015. Ranked tied for 10th in the Pac-12 in tackles for loss
- Started all 10 games he appeared in as a junior in 2014, posting 14 tackles (nine solo), 3.5 TFL, 2.0 sacks and 1 FR
- Appeared in 11 games (10 starts) as a sophomore in 2013, producing 24 tackles (16 solo) and 3.5 TFL
- Totaled 5 tackles (2 solo) as a true freshman in 2012, making two starts in his 10 appearances

DT DESTINY VAEAO 97

VAEAO'S CAREER STATISTICS

			TACKLES					PASS DEFENSE						FUMBLES			DEF SNAPS	
Year	Team	GP/S	Total	Solo	Asst	TFL	Sacks	Int	Yds	Lg	TD	PD	Hur	FF	FR	Yds	No	Pct
2016	Philadelphia	16/0	19	11	8	1.0	2.0	0	0	--	0	0	3	1	0	0	268	26%
2017	Philadelphia	1/0	2	0	2	0.0	0.0	0	0	--	0	0	0	0	0	0	12	4%
Totals		**17/0**	**21**	**11**	**10**	**1.0**	**2.0**	**0**	**0**	**--**	**0**	**0**	**3**	**1**	**0**	**0**	**---**	**---**

2017 GAME-BY-GAME STATISTICS

Date	Opp		GP/S	Tot	Solo	Sk	Hur	PD	FF	FR	Snaps	Pct
9/10	at Was	W	1/0	2	0	0.0	0	0	0	0	12	10%
9/17	at KC	L	0/0	INACTIVE (WRIST)								
9/24	NYG	W	0/0	INACTIVE (WRIST)								
10/1	at LAC	W	0/0	INACTIVE (WRIST)								
10/8	Ari	W	0/0	INACTIVE (WRIST)								
10/12	at Car											
10/23	Was											
10/29	SF											
11/5	Den											
11/19	at Dal											
11/26	Chi											
12/3	at Sea											
12/10	at LAR											
12/17	at NYG											
12/25	Oak											
12/31	Dal											
Totals			**1/0**	**2**	**0**	**0.0**	**0**	**0**	**0**	**0**	**12**	**4%**

2016 GAME-BY-GAME STATISTICS

Date	Opp		GP/S	Tot	Solo	Sk	Hur	PD	FF	FR	Snaps	Pct
Sep 11	Cle	W	1/0	0	0	0.0	0	0	0	0	12	23%
Sep 19	at Chi	W	1/0	1	1	1.0	1	0	1	0	7	13%
Sep 25	Pit	W	1/0	1	1	0.0	2	0	0	0	19	32%
Oct 9	at Det	L	1/0	0	0	0.0	0	0	0	0	8	13%
Oct 16	at Was	L	1/0	1	1	0.0	0	0	0	0	28	38%
Oct 23	Min	W	1/0	2	1	0.0	0	0	0	0	30	39%
Oct 30	at Dal	L	1/0	0	0	0.0	0	0	0	0	28	36%
Nov 6	at NYG	L	1/0	4	4	1.0	0	0	0	0	21	33%
Nov 13	Atl	W	1/0	1	0	0.0	0	0	0	0	8	16%
Nov 20	at Sea	L	1/0	2	0	0.0	0	0	0	0	16	24%
Nov 28	GB	L	1/0	0	0	0.0	0	0	0	0	14	20%
Dec 4	at Cin	L	1/0	2	1	0.0	0	0	0	0	16	25%
Dec 11	Was	L	1/0	1	0	0.0	0	0	0	0	13	27%
Dec 18	at Bal	L	1/0	0	0	0.0	0	0	0	0	9	16%
Dec 22	NYG	W	1/0	1	0	0.0	0	0	0	0	22	25%
Jan 1	Dal	W	1/0	3	2	0.0	0	0	0	0	17	30%
Totals			**16/0**	**19**	**11**	**2.0**	**3**	**0**	**1**	**0**	**268**	**26%**

CAREER HIGHS

Total Tackles	4	11/6/16 at NYG
Solo Tackles	4	11/6/16 at NYG
Sacks	1.0	2x, last: 11/6/16 at NYG
Hurries	2	9/25/16 vs. Pit.
PDs	---	---
FFs	1	9/19/16 at Chi.
FRs	---	---

FAVORITE FOOTBALL MEMORY

Vaeao's favorite football memory was beating Stanford guard Joshua Garnett (2016 first-round pick of the 49ers) for a sack and forced fumble of QB Kevin Hogan.

FORMER TIGHT END

Vaeao was an accomplished high school tight end and was recruited mostly at that position by colleges. He opted to play at Washington State so he could play on the defensive line.

BIRDSEED

Vaeao, who earned a degree in criminal justice from Washington State in May 2015, is the son of Naomi Vaeao and the late Tepatasi Vaeao and has three brothers and one sister. His older sister also attended Washington State.

Vaeao reached the Island Championship game with Tafuna High School (Pago Pago, American Samoa) in each of his last two seasons, winning the title his junior year. As a senior, he produced 500 receiving yards and 8 TDs as a tight end.

Vaeao was selected to play in the International Bowl All-Star Game for high school seniors from Samoa and Canada against seniors from other states. He participated in the 2011 Samoa Bowl, 2012 IFAF World Game and 2012 IFAF Samoa vs. Australia Game.

Vaeao, who also played soccer, rugby and volleyball at Tafuna, was a high school teammate of Lene Maiava, who was signed as an undrafted free agent by the Seahawks from the University of Arizona in 2016.

@DestinyVaeao @destinyvaeao

T HALAPOULIVAATI VAITAI 72

6-6 | 320 2nd Year

BORN: June 16, 1993 (Age 24)

Texas Christian
D5b-16 (164th overall)
by Philadelphia

A versatile offensive lineman who has college experience playing both tackle positions, Halapoulivaati Vaitai (pronounced hal-lah-poo-lee-VAH-tee VIE-tie) was selected by the Eagles in the fifth round (164th overall) of the 2016 NFL Draft. In his rookie season, Vaitai played in 7 games and made 6 starts at RT for the Eagles.

CAREER HIGHLIGHTS

- Filled in at RT for the Eagles as a rookie in 2016, appearing in 7 games with 6 starts
- Started and played in his first-career NFL game, lining up at RT in a Week 6 divisional matchup at Was. (10/16/16)

COLLEGE HIGHLIGHTS

- Competed in 42 games (31 starts) at both tackle positions for TCU (2012-15), where he was a two-time All-Big 12 second-team selection

THREE STEP DROP

If he could play another sport: **WWE wrestler**

If he could be any superhero: **Batman**

Strangest thing he likes to eat: **Octopus**

Favorite athlete as a kid: **Yao Ming**

Favorite athlete to watch now: **Jason Peters**

Favorite meal: **Hamburger and french fries**

Favorite movies: **Action, comedies, thrillers**

Favorite TV shows: ***Fresh Prince of Bel-Air* and *Friends***

Favorite music: **Enjoys all types of music,but is particularly fond of country and island reggae**

Favorite quote: **"I don't have to do this, I get to do this."**

BIRDSEED

- Nickname is 'Big V'
- Began playing flag football in first grade for the Packers
- Halapoulivaati is named after his father's cousin. "He and my dad are extremely close," says Big V, "They're like brothers."
- His parents, Talikavili and Shirley Vaitai, are originally from Tonga and moved to the United States in the 1980s. He has younger twin brothers named Kevin and Will
- Has two dogs: a terrier named Abby and a chihuahua named Coffee. Abby was a rescue dog that his fiance, Caitlin, gave to him for his birthday. He named his chihuahua Coffee because he is hyper

@TCU74 @philly_72

T HALAPOULIVAATI VAITAI 72

BAND OF BROTHERS

Halapoulivaati is the oldest of three Vaitai brothers. Twins Kevin and Will are just 11 months younger than 'Big V' and the three played on the offensive line together at Haltom (TX) HS. After playing TE as a freshman, 'Big V' moved to RT as a sophomore and immediately earned a starting job. That year, he was joined on the o-line by Kevin (LG) and Will (RG). Big V stayed at RT for his final two years at Haltom, while Kevin moved to C and Will moved to LG.

POLYNESIAN ROOTS

Vaitai learned to play the guitar at a young age when his cousin taught him three chords. He plays by ear and does not read music. "Polynesians are very musically talented and they always play by ear. I also know how to play the ukulele, but prefer the guitar because it's bigger." Growing up, Vaitai and his family ate a lot of traditional Polynesian foods. "Roasted pig is a staple and spinach is a main ingredient in every dish.

APPLIED LEARNING

Vaitai majored in criminal justice at TCU with a minor in social work. After his playing career is over, he wants to work for the Department of Homeland Security. In Fall 2015, Vaitai interned with Youth Advocate Programs, Inc., an agency that provides direct service to vulnerable and high-need youth and families. As a part of his internship, 'Big V' was paired with a sixth grader who suffered from severe ADHD. "My job was to mentor him and take him out after school. It was a very eye-opening experience. The hardest part of the job is having to shut down your feelings and emotions. You get exposed to serious and dire living conditions, but our only job is to be a big brother to the kids. We can't try to fix everything."

CAREER HIGHLIGHTS (Continued)

- As a senior in 2015, was awarded with second-team All-Big 12 accolades after starting in 11 of 12 contests, anchoring an o-line that contributed to a 1,000-yard receiver and a 1,000-yard rusher in the same season for just the second time in TCU history
- Earned All-Big 12 second-team honors in 2014 after starting at right tackle for all 13 games. Was part of an offense that ranked second in the nation in scoring (46.5 ppg) and tied for fifth in total offense (533.0 ypg), in addition to setting single-season school records for points (604), passing yards (4,240), total yards (6,929), first downs (331) and plays (1,038)

TRANSACTIONS

2016 Drafted by PHI in 5th round (164th overall)
Signed 4-year contract

VAITAI'S CAREER SERVICE

			STARTS	OFF SNAPS	
Year	**Team**	**GP/S**	**RT**	**No**	**Pct**
2016	Philadelphia	7/6	6	423	37%
2017	Philadelphia	5/0	0	95	26%
Totals		**12/6**	**6**	**---**	**---**

LB JOE WALKER 59

6-2 | 236 2nd Year

BORN: Dec. 11, 1992 (Age 24)

Oregon

D7c-16 (251st overall) by Philadelphia



A three-year contributor at linebacker for the University of Oregon, Joe Walker was selected by the Philadelphia Eagles in the seventh round of the 2016 NFL Draft. Walker sustained a knee injury in the 2016 preseason and was placed on Injured Reserve on Aug. 28. Recognized as the Ducks' Most Improved Player as a junior in 2014, Walker was a two-time academic all-conference honorable mention choice who rounded out his career with 205 tackles, 17 TFLs and 5.0 sacks in 40 games played (21 starts).

BIRDSEED

- Says that his favorite sports moment was Oregon's 59-20 victory over Florida State in the Rose Bowl (1/1/15). The win propelled the Ducks to the National Championship game
- Was a two-time all-Bay League standout at Palos Verdes (CA) High School, where he led the Sea Kings in tackles and also played fullback as a senior
- Is the son of Brett and Suellen Walker. Has two sisters and one brother

THREE STEP DROP

Best player he has faced: **Former Oregon Ducks teammate and current Titans QB Marcus Mariota**

Hobbies: **Golf**

Desired talent: **Ability to play the guitar or the piano**

First job: **Worked for a staging company during his first year of junior college**

Favorite meal: **Whatever his mom is cooking**

Favorite athlete growing up: **Kobe Bryant**

COLLEGE HIGHLIGHTS

- Established career totals of 205 tackles, 17 TFLs and five sacks in 40 career games (21 starts) at Oregon
- Led the Ducks in tackles (87) and fumble recoveries (two) as a senior in 2015 after starting 12 games and earning academic all-conference honorable mention honors. Also had an interception and a fumble recovery for a touchdown
- Earned the Dudley Clarke Memorial Award as the Ducks' most improved player after racking up 81 tackles and scoring a 100-yard fumble recovery touchdown as a junior in 2014. Was also an honorable mention all-conference selection
- Transferred to Oregon following the 2012 season after playing at L.A. Harbor College for one season

TRANSACTIONS

2016	Drafted by PHI in 7th round (251st overall))
	Signed 4-year contract
8/28/16	Placed on Injured Reserve (knee)

LB JOE WALKER 59

WALKER'S CAREER STATISTICS																			
			TACKLES					PASS DEFENSE						FUMBLES			DEF SNAPS		ST
Year	Team	GP/S	Total	Solo	Asst	TFL	Sacks	Int	Yds	Lg	TD	PD	Hur	FF	FR	Yds	No	Pct	No
2016	Philadelphia	0/0	INJURED RESERVE (KNEE)																
2017	Philadelphia	5/0	1	1	0	0.0	0.0	0	0	--	0	0	0	0	0	0	3	1%	1
Totals		**5/0**	**1**	**1**	**0**	**0.0**	**0.0**	**0**	**0**	**--**	**0**	**0**	**0**	**0**	**0**	**0**	**---**	**---**	**1**

2017 GAME-BY-GAME STATISTICS												
Date	Opp		GP/S	Tot	Solo	Sk	Int	PD	FF	FR	Snaps	Pct
9/10	at Was	W	1/0	0	0	0.0	0	0	0	0	0	0%
9/17	at KC	L	1/0	0	0	0.0	0	0	0	0	0	0%
9/24	NYG	W	1/0	1	1	0.0	0	0	0	0	3	4%
10/1	at LAC	W	1/0	0	0	0.0	0	0	0	0	0	0%
10/8	Ari	W	1/0	0	0	0.0	0	0	0	0	0	0%
10/12	at Car											
10/23	Was											
10/29	SF											
11/5	Den											
11/19	at Dal											
11/26	Chi											
12/3	at Sea											
12/10	at LAR											
12/17	at NYG											
12/25	Oak											
12/31	Dal											
Totals			**5/0**	**1**	**1**	**0.0**	**0**	**0**	**0**	**0**	**3**	**1%**

G CHANCE WARMACK 67

6-2 | 323 5th Year

BORN: Sept. 14, 1991 (Age 26)

Atlanta, Georgia

Westlake High School

Alabama

D1-13 (10th overall) by Tennessee

Acquired: FA (Ten) 2017

Chance Warmack was signed by the Philadelphia Eagles on March 10, 2017, after spending the first four seasons of his pro career with the Titans. Warmack was originally selected by Tennessee with the 10th-overall pick in the 2013 NFL Draft and has played in 48 career games (all starts at RG). The Atlanta native was a part of three national championship teams at Alabama, where he was tutored by Eagles OL coach **Jeff Stoutland.**

TOP-5 OFFENSIVE LINEMEN

2013 NFL DRAFT

ERIC FISHER
1ST

LUKE JOECKEL
2ND

LANE JOHNSON
4TH

JONATHAN COOPER
7TH

CHANCE WARMACK
10TH

BIRDSEED

- At Alabama, Warmack developed the custom of rolling up his jersey to just under the numbers as a way to stay cooler. Soon, the fad became known as "Warmacking," and fans began posting photos on social media of their exposed bellies. Warmack highlighted the best fan photos with what he called "Warmackin' Wednesdays"
- Warmack's brother, Dallas, followed in his footsteps and is currently an offensive lineman at Alabama
- Warmack attended Westlake HS (Atlanta, GA), where he played with Panthers QB Cam Newton during his freshman and sophomore years

@chancewarmack @warmackin

CAREER HIGHLIGHTS

- With starts in all 16 games at RG in 2013, became the first Titans rookie offensive lineman to start every game since **Michael Roos** in 2005
- Became the first offensive lineman selected by the Titans/Oilers in the 1st round (10th overall) since tackle **Brad Hopkins** (13th overall) in 1993 and the first guard drafted with the club's 1st-round choice since **Bruce Matthews** (9th overall) in 1983

G CHANCE WARMACK 67

COLLEGE HIGHLIGHTS

- In a four-year career at Alabama, appeared in 45 games, including starts in his final 40 contests at LG. Credited with 49 TD-resulting blocks while clearing lanes for individual ball carries to record 25 performances of 100+ yards during his time in the starting lineup. Also totaled 316 key blocks/knockdowns for the Crimson Tide
- As a senior in 2012, was a unanimous first-team All-American selection while helping Alabama to a national championship, starting all 14 contests. Added All-SEC first-team accolades and was rated the best interior offensive lineman eligible for the 2013 NFL Draft by *The NFL Draft Report*. Paced a veteran-filled front wall with 37 pancakes, 128 key blocks/knockdowns and 19 TD-resulting blocks. Blocked for ten 100+ yard rushing performances, opening holes for a rushing offense that ranked 16th in the nation (227.5 yards per game), in addition to paving the way for the team's 445.5 yards per game in total offense
- As a junior in 2011, started all 13 games for the second consecutive season was named honorable mention All-America by *Pro Football Weekly* and second-team All-SEC by the league's coaches. Helped Alabama rank 16th nationally in rushing offense (214.5 yards per game), while blocking for eleven 100+ yard rushers
- As a sophomore in 2010, took over the first-string LG duties, starting all 13 games. Helped the Crimson Tide rank 22nd nationally in total offense (444.1 yards per game). Anchored an offensive line that provided time for the nation's No. 4 quarterback in passing efficiency

TRANSACTIONS

2011 Drafted by TEN in 1st round (10th overall)
Signed 4-year contract
3/10/17 Signed by PHI to 1-year contract

WARMACK'S CAREER SERVICE

			STARTS	OFF SNAPS	
Year	**Team**	**GP/S**	**LG**	**No**	**Pct**
2013	Tennessee	16/16	16	1075	100%
2014	Tennessee	16/16	16	965	99%
2015	Tennessee	14/14	14	830	80%
2016	Tennessee	2/2	2	134	13%
2017	Philadelphia	3/1	1	87	24%
Totals		**51/49**	**49**	**---**	**---**

S JAYLEN WATKINS 26

5-11 | 194 3rd Year

BORN: Nov. 27, 1991 (Age 25)

Florida

D4-14 (101st overall) by Philadelphia

Acquired: PS-Buf-15

Originally selected by the Eagles in the fourth round of the 2014 NFL Draft, Jaylen Watkins was a four-year letterman at the University of Florida. Watkins spent his rookie year with the Eagles and re-joined the team towards the end of the 2015 season after the Eagles signed him from the Buffalo Bills practice squad. In 2016, Watkins saw significant action on defense and set career highs with 51 tackles and 6 passes defensed.

THREE STEP DROP

Hobbies: Reading, fishing, bowling

If he could play another sport: Baseball, outfielder, Miami Marlins

Three favorite throwback jerseys:
Donovan McNabb, Philadelphia Eagles
Deion Sanders, Atlanta Falcons
Charles Woodson, Michigan

What he would do if not playing football: Attending graduate school

Biggest pet peeve: People chewing loudly

Best player he has faced: Odell Beckham Jr.

First job: Worked at the Boys & Girls Clubas a sophomore in high school

Favorite athlete as a kid: Donovan McNabb

Favorite movie: *Warrior*

If he could be a superhero: Thor

CAREER HIGHLIGHTS

2016 - PHILADELPHIA EAGLES (16/4)

- Finished the season with career highs in tackles (51) and passes defensed (6). Also tallied a career-high 4 tackles on special teams
- Logged single-game career highs in tackles (10) and passes defensed (3) at NYG (11/6/16)
- Made his first NFL start at Dal. (10/30/16)

COLLEGE HIGHLIGHTS

- Started 28 of 48 games at Florida (20 at cornerback, two at slot corner and his final six appearances at free safety). Recorded 133 tackles (4 for a loss) and 3 INTs, one of which he returned for a touchdown, during his collegiate tenure. Also finished his career ranked 11th in school history with 21 pass deflections
- Played both right cornerback and safety as a senior in 2013, recording a career-high 52 tackles, two tackles for loss and seven passes defensed. Was also the recipient of the Gators' Gene Elleson Community Service Award

TRANSACTIONS

2014	Drafted by PHI in 4th round (101st overall) *Signed 4-year contract*
9/5/15	Waived by PHI
9/8/15	Signed by BUF to the practice squad
11/27/15	Signed by PHI from the BUF practice squad

S JAYLEN WATKINS 26

WATKINS' CAREER STATISTICS																			
			TACKLES					PASS DEFENSE						FUMBLES			DEF SNAPS		ST
Year	Team	GP/S	Total	Solo	Asst	TFL	Sacks	Int	Yds	Lg	TD	PD	Hur	FF	FR	Yds	No	Pct	No
2014	Philadelphia	4/0	3	3	0	0.0	0.0	0	0	--	0	1	0	0	0	0	30	3%	1
2015	Philadelphia	4/0	3	2	1	0.0	0.0	0	0	--	0	3	0	0	0	0	83	7%	3
2016	Philadelphia	16/4	51	34	17	1.0	0.0	0	0	--	0	6	2	0	0	0	388	38%	4
2017	Philadelphia	2/1	5	4	1	0.0	0.0	0	0	--	0	0	0	0	0	0	29	10%	1
Totals		**26/5**	**62**	**43**	**19**	**1.0**	**0.0**	**0**	**0**	**--**	**0**	**10**	**2**	**0**	**0**	**0**	**---**	**---**	**9**

CAPE CORAL HALL OF FAME

Before moving on to play at the University of Florida, Jaylen Watkins was a standout quaterback and wide receiver at Cape Coral (FL) High School. A 2010 graduate, Watkins returned to Cape Coral H.S. during the Eagles' 2016 bye week and was inducted into the school's Hall of Fame. During the game, Watkins had his No. 7 jersey retired and helped out on the Seahawks' sideline, as his alma mater defeated Ida Baker 46-36.

BROTHERLY LOVE

Watkins' younger brother, Sammy, was a first-round draft pick of the Buffalo Bills in 2014. Prior to their college games, the brothers would send each other words of encouragement. Sammy would never leave his room to head to the stadium until he texted Jaylen, "Play today like it's your last game." Jaylen always responded with "Play hard and be safe." The two brothers were reunited as teammates in 2015, when Jaylen signed to the Bills practice squad and spent nearly three months with Buffalo until he was re-signed by the Eagles.

LEE COUNTY LEGENDS

Lee County, FL (which houses Cape Coral and Fort Myers) has turned out a plethora of NFL talent, including Deion Sanders, Jevon Kearse and the Watkins brothers. "It was crazy for our hometown when Sammy and I got selected. We've had a lot of guys get drafted recently, but obviously not two brothers. Fort Myers isn't the biggest town, but it's put together a nice little bit of history on the football field. We had a few other guys selected [in 2015] with Tre Boston going to Carolina and Aaron Lynch heading to San Francisco."

BIRDSEED

Watkins is the son of Brandy Green and Samuel Watkins III. Brandy is a second-grade teacher and Samuel is a truck driver. Watkins' brother, Sammy, plays for the Buffalo Bills. His cousin, Jeremy Ware, was selected by the Oakland Raiders in the seventh round of the 2010 NFL Draft.

Watkins recently married his long-time girlfriend Gerraka Lewis. The two met when Watkins was playing Pop Warner football and they both attended Cape Coral (FL) High School and the University of Florida.

Watkins, who earned his degree from Florida in family, youth and community science, played quarterback, wide receiver and defensive back in high school. As a senior in 2009, he passed for 1,230 yards and 13 TDs and rushing for 928 yards with 10 TDs. He also racked up 29 receptions for 461 yards and 5 TDs.

Watkins also ran track at Cape Coral and advanced to the Class-4A Track Championships in the 4x100 relay.

@jwat14 @jwat14

S JAYLEN WATKINS 26

2017 GAME-BY-GAME STATISTICS

Date	Opp		GP/S	Tot	Solo	Sk	Int	PD	FF	FR	Snaps	Pct
9/10	at Was	W	1/0	3	3	0.0	0	0	0	0	15	24%
9/17	at KC	L	1/1	2	1	0.0	0	0	0	0	14	26%
9/24	NYG	W	0/0	INACTIVE (HAMSTRING)								
10/1	at LAC	W	0/0	INACTIVE (HAMSTRING)								
10/8	Ari	W	0/0	INACTIVE (HAMSTRING)								
10/12	at Car											
10/23	Was											
10/29	SF											
11/5	Den											
11/19	at Dal											
11/26	Chi											
12/3	at Sea											
12/10	at LAR											
12/17	at NYG											
12/25	Oak											
12/31	Dal											
Totals			**2/1**	**5**	**4**	**0.0**	**0**	**0**	**0**	**0**	**29**	**10%**

2016 GAME-BY-GAME STATISTICS

Date	Opp		GP/S	Tot	Solo	Sk	Int	PD	FF	FR	Snaps	Pct
Sep 11	Cle	W	1/0	0	0	0.0	0	0	0	0	1	2%
Sep 19	at Chi	W	1/0	0	0	0.0	0	0	0	0	0	0%
Sep 25	Pit	W	1/0	0	0	0.0	0	1	0	0	3	5%
Oct 9	at Det	L	1/0	1	0	0.0	0	0	0	0	11	18%
Oct 16	at Was	L	1/0	0	0	0.0	0	0	0	0	1	1%
Oct 23	Min	W	1/0	7	5	0.0	0	1	10	0	46	61%
Oct 30	at Dal	L	1/1	1	1	0.0	0	0	0	0	15	19%
Nov 6	at NYG	L	1/1	10	7	0.0	0	3	0	0	61	95%
Nov 13	Atl	W	1/0	1	0	0.0	0	0	0	0	33	66%
Nov 20	at Sea	L	1/0	4	4	0.0	0	0	0	0	36	54%
Nov 28	GB	L	1/0	9	6	0.0	0	0	0	0	58	82%
Dec 4	at Cin	L	1/0	7	6	0.0	0	1	0	0	39	61%
Dec 11	Was	L	1/1	1	0	0.0	0	0	0	0	2	4%
Dec 18	at Bal	L	1/1	5	2	0.0	0	0	0	0	38	66%
Dec 22	NYG	W	1/0	5	3	0.0	0	0	0	0	37	42%
Jan 1	Dal	W	1/0	0	0	0.0	0	0	0	0	7	13%
Totals			**16/4**	**51**	**34**	**0.0**	**0**	**6**	**0**	**0**	**388**	**38%**

2015 GAME-BY-GAME STATISTICS

Date	Opp		GP/S	Tot	Solo	Sk	Int	PD	FF	FR	Snaps	Pct
SIGNED BY EAGLES FROM BILLS PRACTICE SQUAD (11/27)												
Dec 6	at NE	W	1/0	0	0	0.0	0	0	0	0	3	3%
Dec 13	Buf	W	1/0	0	0	0.0	0	0	0	0	0	0%
Dec 20	Ari	L	1/0	1	1	0.0	0	2	0	0	49	64%
Dec 26	Was	L	1/0	2	1	0.0	0	1	0	0	31	41%
Jan 3	at NYG	W	0/0	INACTIVE (SHIN)								
Totals			**4/0**	**3**	**2**	**0.0**	**0**	**3**	**0**	**0**	**83**	**7%**

CAREER HIGHS

Total Tackles	10	11/6/16 at NYG
Solo Tackles	7	11/6/16 at NYG
PDs	3	11/6/16 at NYG

2014 GAME-BY-GAME STATISTICS

Date	Opp		GP/S	Tot	Solo	Sk	Int	PD	FF	FR	Snaps	Pct
Sep 7	Jax	W	0/0	INACTIVE (HAMSTRING)								
Sep 15	at Ind	W	0/0	INACTIVE								
Sep 21	Was	W	1/0	0	0	0.0	0	0	0	0	0	0%
Sep 28	at SF	L	0/0	INACTIVE								
Oct 5	StL	W	0/0	INACTIVE								
Oct 12	NYG	W	1/0	0	0	0.0	0	0	0	0	0	0%
Oct 26	at Ari	L	0/0	INACTIVE								
Nov 2	at Hou	W	1/0	0	0	0.0	0	0	0	0	0	0%
Nov 10	Car	W	0/0	INACTIVE								
Nov 16	at GB	L	0/0	INACTIVE								
Nov 23	Ten	W	0/0	INACTIVE								
Nov 27	at Dal	W	0/0	INACTIVE								
Dec 7	Sea	L	0/0	INACTIVE								
Dec 14	Dal	L	0/0	INACTIVE								
Dec 20	at Was	L	0/0	DID NOT PLAY								
Dec 28	at NYG	W	1/0	3	3	0.0	0	1	0	0	30	38%
Totals			**4/0**	**3**	**3**	**0.0**	**0**	**1**	**0**	**0**	**30**	**3%**

QB CARSON WENTZ 11

6-5 | 237 2nd Year

BORN: Dec. 30, 1992 (Age 24)

Bismarck, North Dakota

☆

Century High School

North Dakota State

D1-16 (2nd overall) by Philadelphia

Originally selected by the Eagles with the 2nd-overall pick in the 2016 NFL Draft, **Carson Wentz** established a franchise and all-time rookie record with 379 completions in his debut season. Wentz also threw for the 4th-most yards (3,782) in Eagles single-season history, trailing only **Donovan McNabb** in 2008 (3,916) and 2004 (3,875) and **Randall Cunningham** in 1988 (3,808).

MOST COMPLETIONS

EAGLES SINGLE-SEASON HISTORY

Carson Wentz (2016)	379
Sam Bradford (2015)	346
Donovan McNabb (2008)	345

NFL ROOKIE HISTORY

Carson Wentz (2016)	379
Sam Bradford (2010)	354
Derek Carr (2014)	348

MOST PASSING YARDS

EAGLES SINGLE-SEASON HISTORY

3,916	Donovan McNabb (2008)
3,875	Donovan McNabb (2004)
3,808	Randall Cunningham (1988)
3,782	Carson Wentz (2016)

THREE STEP DROP

Hobbies: Hunting, going to lakes, relaxing with friends and spending time with his golden retrievers (Henley & Jersey)

Bucket list: Hunting in Alaska

First job: Umpired youth baseball games

If he could play another sport, what position: Baseball, either as a closing pitcher or third baseman

Favorite TV show: *Friday Night Lights*

Favorite movie: *The Dark Knight Rises*

Favorite music: Country (Jason Aldean)

Three favorite throwback jerseys: Walter Payton, Chicago Bears; Brett Favre, Minnesota Vikings; Roger Maris, New York Yankees

CAREER HIGHLIGHTS

2017 - PHILADELPHIA EAGLES (5/5)

- Ranks 6th in the NFL in passing yards (1,362), passing TDs (10) and passing first downs (66), as well as 9th in passer rating (97.7) and yards per attempt (7.7)
- Leads the NFL in third-down completions (37), passing yards (574), yards per attempt (11.0), passing TDs (6), passer rating (137.8) and first downs (30)
- Has completed 14-of-23 (60.9%) red zone passes for 106 yards, 7 TDs, 0 INTs and a 111.6 passer rating. Is tied for 5th in the NFL in red zone TDs and ranks 6th in red zone passer rating
- Posted a career-high 128.3 passer rating after throwing a career-high 4 TDs and recording his 7th career 300+ yard game (304) in the 34-7 win vs. Ari. (10/8/17)

QB CARSON WENTZ 11

CARSON WENTZ A01 FOUNDATION

In July 2017, Wentz launched the **Carson Wentz A01 Foundation**, a nonprofit with a mission to "demonstrate the love of God by providing opportunities and support for the less fortunate and those in need." The foundation focuses on three main objectives that reflect some of Wentz's deepest passions in life - his faith, his enthusiasm for the outdoors and his avid love for dogs.

- **Service dogs:** To support youth in the Philadelphia area by providing service dogs to assist with their development and quality of life
- **Hunting and outdoor opportunities:** To provide hunting and outdoor opportunities for individuals with physical challenges, the underserved and military veterans living in the Midwest
- **Underprivileged youth:** To care for and provide food, shelter and educational opportunities for underprivileged youth living abroad

"A01" stands for "*Audience of One*," which is a motto that helps shape Wentz's life. "It means living for the Lord as my audience, trying to glorify everything. It's a good reminder for me every day."

For more information on the Carson Wentz A01 Foundation, please visit: **www.A01foundation.org**.



MISSION OF HOPE

In May 2017, Wentz traveled to Port-au-Prince, Haiti, with **Mission of Hope**, a Christian organization that seeks transformative change for the people of Haiti. During the weekend-long mission, Wentz embraced a whole new culture while sharing his faith, playing with kids and helping paint homes in the community. The trip moved Wentz so much that he is already planning on going back.

"It was very eye-opening to see how much need there really is, and how they're lacking so many things materialistically. But emotionally and mentally, it was one of the most joyful communities. It was one of the most joyful things I've seen.

I think the biggest thing I learned about myself was life isn't all about stuff. Going there and seeing it gave me an entirely different perspective just because they don't have much at all."

MAN'S BEST FRIEND

Wentz has been a dog lover ever since getting his golden retriever, Henley, when he was in college at North Dakota State. Henley gave birth to eight puppies in November 2016. In total, nine golden retrievers lived in Wentz's home for more than a month before he gave seven away to family and friends. Wentz kept one puppy and named him Jersey.

"I love dogs and being around them and getting to work with Jersey and train him to hopefully be a really good hunting dog. It's a fun process getting away from everything else going on in life and just getting to spend time with them."

THE GUNSLINGER

Even though he grew up a Minnesota Vikings fan, Wentz idolized Green Bay Packers legend Brett Favre. "I loved watching Favre play. I loved his gunslinger mentality and just the way he had fun. He was fun to watch and he played the game and enjoyed it. I think he played it the right way."

FAMILY TIES

Wentz, who was born in Raleigh, NC, is the son of Doug Wentz and Cathy Anhalt. His father, Doug, played linebacker at Northern State University in Aberdeen, SD. His brother, Zach, was a four-year starting pitcher and infielder at North Dakota State, and his cousin, Conner, is currently a tight end for the Bison.

@cj_wentz @cj_wentz11

QB CARSON WENTZ 11

WENTZ'S CAREER STATISTICS																			
			PASSING										RUSHING					OFF SNAPS	
Year	Team	GP/S	Att	Cmp	Pct	Yds	Y/A	TD	Int	Lg	Sk/Yd	Rate	Att	Yds	Avg	Lg	TD	No	Pct
2016	Philadelphia	16/16	607	379	62.4	3782	6.2	16	14	73t	33/213	79.3	46	150	3.3	17	2	1127	99%
2017	Philadelphia	5/5	177	110	62.1	1362	7.7	10	3	72t	13/67	97.7	**26**	**108**	**4.2**	**24**	**0**	362	100%
Totals		**21/21**	**784**	**489**	**62.4**	**5144**	**6.6**	**26**	**17**	**73t**	**46/280**	**83.4**	**72**	**258**	**3.6**	**24**	**2**	**---**	**---**

ADDITIONAL CAREER STATISTICS

Fumbles/Lost: 18/4 - *2017 (4/1); 2016 (14/3)* **Receptions:** 1 for 7 yards on 12/4/16 at Cin.

2017 GAME-BY-GAME STATISTICS																				
				PASSING										RUSHING					SNAPS	
Date	Opp		GP/S	Att	Cmp	Pct	Yds	Y/A	TD	Int	Lg	Sk/Yd	Rat	Att	Yds	Avg	Lg	TD	No	Pct
Sep 10	at Was	W	1/1	39	26	66.7	307	7.9	2	1	58t	2/9	96.8	4	6	1.5	4	0	68	100%
Sep 17	at KC	L	1/1	46	25	54.3	333	7.2	2	1	53	6/34	83.0	4	55	13.8	24	0	72	100%
Sep 24	NYG	W	1/1	31	21	67.7	176	5.7	1	0	19	3/15	92.9	6	22	3.7	11	0	76	100%
Oct 1	at LAC	W	1/1	31	17	54.8	242	7.8	1	0	38	1/2	91.1	6	14	2.3	12	0	79	100%
Oct 8	Ari	W	1/1	30	21	70.0	304	10.1	4	1	72t	1/7	128.3	6	11	1.8	7	0	67	100%
Oct 12	at Car																			
Oct 23	Was																			
Oct 29	SF																			
Nov 5	Den																			
Nov 19	at Dal																			
Nov 26	Chi																			
Dec 3	at Sea																			
Dec 10	at LAR																			
Dec 17	at NYG																			
Dec 25	Oak																			
Dec 31	Dal																			
Totals			**5/5**	**177**	**110**	**62.1**	**1362**	**7.7**	**10**	**3**	**72t**	**13/67**	**97.7**	**26**	**108**	**4.2**	**24**	**0**	**362**	**100%**

CAREER HIGHS		
Pass Attempts	60	12/4/16 at Cin.
Completions	36	12/4/16 at Cin.
Passing Yards	364	11/6/16 vs. NYG
Yards/Attempt	10.1	10/8/17 vs. Ari.
Passing Long	73t	9/25/16 vs. Pit.
Passing TDs	4	10/8/17 vs. Ari.
Completion %	75.8	10/9/16 at Det.
Passer Rating	128.3	10/8/17 vs. Ari.
Rush Attempts	6	4x, last: 10/8/17 vs. Ari.
Rushing Yards	55	9/17/17 at KC
Rushing Long	24	9/17/17 at KC
Rushing TDs	1	2x, last: 12/18/16 at Bal.

CAREER HIGHLIGHTS (Continued)

- His 4 passing TDs against the Cardinals were the most by an Eagle in a single game since **Nick Foles** (7) on 11/3/13 at Oakland. At 24 years, 282 days old, became the youngest Eagle to throw 4+ TDs in a single game since **Donovan McNabb** (24 years, 15 days) on 12/10/00 at Cleveland (also 4)
- Recorded 3 of his 4 passing TDs vs. Arizona in the first quarter, becoming the first Eagle to produce 3 passing TDs in the opening frame since at least 1991. The last Eagle to throw 3+ TDs in a single quarter was **Nick Foles**, who had 3 passing TDs in both the second and third quarters on 11/3/13 at Oakland
- Finished 11-of-12 (91.7%) for 225 yards (18.8 avg.), 3 TDs, 9 first downs and a 158.3 passer rating on third downs in the win against the Cardinals, Marked the most third-down passing yards and third-down yards per attempt by an Eagle since at least 1991; the most third-down completions and highest third-down completion percentage by an Eagle since **Donovan McNabb** on 10/1/00 vs. Atlanta (11-of-11, 100.0%) (min. 10 attempts); and the most third-down passing TDs by an Eagle since McNabb on 11/27/08 vs. Arizona (also 3)

QB CARSON WENTZ 11

2016 GAME-BY-GAME STATISTICS																					
				PASSING										RUSHING					SNAPS	
Date	Opp		GP/S	Att	Cmp	Pct	Yds	Y/A	TD	Int	Lg	Sk/Yd	Rat	Att	Yds	Avg	Lg	TD	No	Pct
Sep 11	Cle	W	1/1	37	22	59.5	278	7.5	2	0	35t	2/8	101.0	2	1	0.5	1	0	77	100%
Sep 19	at Chi	W	1/1	34	21	61.8	190	5.6	1	0	32	2/10	86.6	6	10	1.7	7	0	72	100%
Sep 25	Pit	W	1/1	31	23	74.2	301	9.7	2	0	73t	0/0	125.9	1	10	10.0	10	0	65	100%
Oct 9	at Det	L	1/1	33	25	75.8	238	7.2	2	1	27	3/8	102.8	2	14	7.0	10	0	61	100%
Oct 16	at Was	L	1/1	22	11	50.0	179	8.1	0	0	54	5/34	77.7	2	2	1.0	3	0	52	100%
Oct 23	Min	W	1/1	28	16	57.1	138	4.9	1	2	27	0/0	52.4	5	6	1.2	6	0	58	100%
Oct 30	at Dal	L	1/1	43	32	74.4	202	4.7	1	0	14	3/8	91.4	1	-3	-3.0	-3	0	78	100%
Nov 6	at NYG	L	1/1	47	27	57.4	364	7.7	0	2	58	2/17	64.5	4	-4	-1.0	3	0	75	100%
Nov 13	Atl	W	1/1	36	25	69.4	231	6.4	0	0	20	2/10	86.7	4	10	2.5	13	0	79	100%
Nov 20	at Sea	L	1/1	45	23	51.1	218	4.8	2	2	26	2/23	61.2	1	2	2.0	2	0	80	100%
Nov 28	GB	L	1/1	36	24	66.7	254	7.1	0	1	24	4/43	75.5	4	33	8.3	17	1	59	100%
Dec 4	at Cin	L	1/1	60	36	60.0	308	5.1	1	3	41	1/2	58.2	3	16	5.3	10	0	80	100%
Dec 11	Was	L	1/1	46	32	69.6	314	6.8	1	1	29	4/26	86.7	2	5	2.5	3	0	78	100%
Dec 18	at Bal	L	1/1	42	22	52.4	170	4.1	0	1	24	1/11	52.7	4	8	2.0	5	1	87	100%
Dec 22	NYG	W	1/1	24	13	54.2	152	6.3	1	1	40t	0/0	70.1	4	27	6.8	11	0	50	89%
Jan 1	Dal	W	1/1	43	27	62.8	245	5.7	2	0	20t	2/13	93.7	1	13	13.0	13	0	76	100%
Totals			**16/16**	**607**	**379**	**62.4**	**3782**	**6.2**	**16**	**14**	**73t**	**33/213**	**79.3**	**46**	**150**	**3.3**	**17**	**2**	**1127**	**99%**

Eagles Executive Vice President of Football Operations Howie Roseman on Carson Wentz's character

> **When you talk about Carson, you're talking about a blue-collar quarterback. This guy has incredible work ethic. He's got incredible passion. He fits into this city, into the personality of this city, and you see that when he plays.**

100+ RATING GAMES (4)		
Date	Opponent	Rating
10/8/17	vs. Arizona Cardinals (W, 34-7)	128.3
9/25/16	vs. Pittsburgh Steelers (W, 34-3)	125.9
10/9/16	at Detroit Lions (L, 23-24)	102.8
9/11/16	vs. Cleveland Browns (W, 29-10)	101.0

300+ YARD GAMES (7)		
Date	Opponent	Yards
11/6/16	at New York Giants (L, 23-28)	364
9/17/17	at Kansas City Chiefs (L, 20-27)	333
12/11/16	vs. Washington Redskins (L, 22-27)	314
12/4/16	at Cincinnati Bengals (L, 14-32)	308
9/10/17	at Washington Redskins (W, 30-17)	307
10/8/17	vs. Arizona Cardinals (W, 34-7)	304
9/25/16	vs. Pittsburgh Steelers (W, 34-3)	301

CAREER HIGHLIGHTS (Continued)

- Totaled 333 passing yards and a career-high 55 rushing yards at KC (9/7/17), joining **Michael Vick** (11/15/10 at Was.; 10/2/11 vs. SF) as the only Eagles QBs to throw for 325+ yards and run for 50+ yards in a single game
- Connected with **Nelson Agholor** on a 58-yard TD on the opening drive at Was. (9/10/17). Marked the 2nd-longest TD pass of his NFL career (73 yards to **Darren Sproles** on 9/25/16 vs. Pit.)

2016 - PHILADELPHIA EAGLES (16/16)

- Set a franchise and NFL rookie record with 379 completions
- Also posted Eagles rookie records in pass attempts (607), passing yards (3,782), completion percentage (62.4%), passing TDs (16) and passer rating (79.3)

C/G STEFEN WISNIEWSKI 61

6-3 | 305 6th Year

BORN: March 22, 1989 (Age 28)

Pittsburgh, Pennsylvania

☆ **Central Catholic High School**

Penn State

D2-11 (48th overall) by Oakland

Acquired: FA (Jax) 2016



Originally a 2nd-round draft pick of the Oakland Raiders in 2011, Stefen Wisniewski (pronounced STEF-in wiz-NEW-skee) originally signed with the Eagles as a free agent during the 2016 offseason and re-signed with the club in 2017 on a three-year deal. The versatile lineman out of Penn State played in all 16 games for the Eagles in 2016 and made 6 starts at LG.

THREE STEP DROP

Biggest influence: **His father, Leo, who also played at Penn State and was selected bythe Baltimore Colts in the 1982 NFL Draft**

First jersey: **His uncle, Steve, who was an eight-time Pro Bowler and two-time All-Pro selection at guard with the L.A.Rams and Oakland Raiders (1989-2001)**

Best player he has faced: **Dontari Poe**

Best part of playing offensive line: **"It's the strongest community and it's a genuine unit. There's a real camaraderieon the offensive line.**

Most challenging aspect of the o-line: **"It's an unnatural position. When you pass block, you're moving backward trying to stop someone coming at you at full force. It takes a lot of training."**

Position he'd like to play: **Defensive end**

CAREER HIGHLIGHTS

- Has played in 98 NFL games with 85 starts during his seven-year career. Versatility has allowed him to start 23 games at LG and 62 games at C
- Proved to be a key reserve on the Eagles offensive line in his first season with the club in 2016. Played in all 16 games and made 6 starts at LG. Made his first start of the season at LG at NYG (11/6/16), marking the first time he started a game at the guard position since his rookie year in 2011
- In 2015, started all 16 games at center for the Jacksonville Jaguars and helped protect second-year QB **Blake Bortles**, who set career highs in completions (355), passing yards (4,428) and TD passes (35)
- Despite suffering a torn labrum in 2014, battled through the injury to start all 16 games at center for the Raiders and allowed just 1.5 sacks on the season. Protected Raiders QB **Derek Carr** as the rookie posted the second-most completions (348) and the fifth-most passing touchdowns (21) by a rookie in NFL history
- After playing left guard as a rookie, made the transition to center during the 2012 offseason and started 15 games at the position for the Raiders after missing the season opener with a calf injury
- Started all 16 games at left guard for Oakland as a rookie and was named to the *Pro Football Weekly* All-Rookie Team. Was a part of an offensive line that surrendered a single-season franchise-low 25 sacks, marking the third-lowest total in the league

C/G STEFEN WISNIEWSKI 61

FOOTBALL IS FAMILY

Stefen's father, Leo Wisniewski (pictured left), was selected by the Baltimore Colts with the 1st pick in the 2nd round of the 1982 NFL Draft (28th overall) and played NT in the league for three seasons (1982-1984). Leo played in 36 games for the Colts and compiled 14.5 sacks, including a career-high 7 in 1984, the first year the Colts played in Indianapolis. Like Stefen, Leo played collegiately at Penn State where he earned three letters for the Nittany Lions and served as a team captain as a senior in 1981.

The NFL ties do not stop with Stefen's father, as his uncle, Steve Wisniewski (pictured right), was an eight-time Pro Bowler and two-time first-team all-pro as a guard for the Raiders from 1989-1991. Seven years after his older brother Leo was selected with the 1st pick of the 2nd round, Steve also became the 1st pick of the 2nd round (29th overall) when he was selected by the Dallas Cowboys in the 1989 NFL Draft. Cowboys rookie head coach Jimmy Johnson immediately traded Steve to the Raiders in exchange for 2nd-round, 3rd-round and 5th-round selections, one of which (2nd round, 39th overall) he used to select current FOX analyst and former FB Daryl Johnston. Like brother Leo and nephew Stefen, Steve played collegiately at Penn State. Steve is pictured below playing in the 1998 Pro Bowl.

HOMEWARD BOUND

After signing with the Eagles in the 2016 offseason, Wisniewski returns to his home state of Pennsylvania, where he spent the majority of his early football career. A native of Pittsburgh, PA, he was a two-time 1st-team all-state selection at Central Catholic (PA) High School. Wisniewski went on to play collegiately at Penn State, where he earned four letters for the Nittany Lions and was named first-team All-American as a senior in 2010.

BIRDSEED

A native of Pittsburgh, PA, Wisniewski played for coach Terry Trotten at Central Catholic (PA) High School, where he was a two-time first-team all-state selection. In addition to playing football, Wisniewski also lettered ont he school's wrestling team and was a member of the National Honor Society. Wisniewski compiled a perfect 4.0 GPA twice at Penn State. He is the son of Leo and Cindy Wisniewski and has one sister, Sarah.

COLLEGE HIGHLIGHTS

- Earned four letters for the Penn State Nittany Lions and became the first student-athlete in school history to be named an ESPN Academic All-American three times (2008-2010). Appeared in 46 games with 39 starts
- Started all 13 games at right guard as a senior in 2010 and was named a first-team All-American
- Made the switch from guard to center for the 2009 season and started every game for the Nittany Lions, playing 905 snaps and earning first-team All-Big Ten recognition from the coaches and media. Also earned third-team All-American honors from *Collegefootballnews.com*
- Played in eight games with one start at right guard as a true freshman in 2007 and became the first true freshman to start a game on the Penn State offensive line since 1999. Was just one of two true freshmen to see action during the season and was named to *The Sporting News* Freshman All-Big Ten team

TRANSACTIONS

2011	Drafted by OAK in 2nd round
	Signed 4-year contract
4/19/15	Signed by JAX to a 1-year contract
4/4/16	Signed by PHI to a 1-year contract
3/10/17	Agreed to terms with PHI on a 3-year contract

WISNIEWSKI'S CAREER SERVICE

			STARTS		OFF SNAPS	
Year	**Team**	**GP/S**	**LG**	**C**	**No**	**Pct**
2011	Oakland	16/16	15	1	---	---
2012	Oakland	15/15	0	15	1008	93%
2013	Oakland	14/14	0	14	904	87%
2014	Oakland	16/16	0	16	1013	98%
2015	Jacksonville	16/16	0	16	1058	100%
2016	Philadelphia	16/6	6	0	607	54%
2017	Philadelphia	5/2	2	0	135	37%
Totals		**98/85**	**23**	**62**	**---**	**---**

PHILADELPHIA 30, WASHINGTON 17

SUNDAY, SEPTEMBER 10, 2017 - FEDEXFIELD

POST-GAME NOTES

EAGLES ON OPENING DAY

- The Eagles have won 8 of their last 10 season openers, including 6 of their last 7. The Eagles have scored the most opening day points (294) in the NFL since 2008. The Eagles have won 4 straight opening day games against NFC East opponents since 2000.

CARSON WENTZ THROWS FOR 300 YARDS, 2 TDS

- Carson Wentz became the first QB in Eagles history to throw a TD pass on the first drive of the season in consecutive years. Wentz is the 4th QB to win his first two opening day starts with the Eagles since 1950, joining Michael Vick (2011-12), Norm Snead (1964-65) and Adrian Burk (1951-52).

STOUT DEFENSE

- Fletcher Cox became the first Eagles player to post a sack, forced fumble and TD in a game since Chris Clemons (12/28/2008 vs. Dal).
- Brandon Graham recorded his first strip-sack of the season, which led to a 20-yard fumble recovery for TD by Cox.
- Jordan Hicks recovered the fumble on Cox's first-quarter sack. Hicks has recorded 12 takeaways (7 INTs, 5 FRs) in his first 25 career NFL games.
- Jalen Mills recorded his 1st-career INT when he picked off Kirk Cousins on a fourth-quarter, third-down red zone pass intended for Jamison Crowder.

MORE NOTES FROM THE GAME

- Trey Burton notched the 2nd special teams fumble recovery of his NFL career on a muffed punt.
- Nelson Agholor helped give the Eagles a 7-0 lead in the first quarter when he caught a career-long 58-yard TD pass from Wentz.

TEAM STATISTICS

	PHILADELPHIA	WASHINGTON
First Downs	19	16
Net Yards Gained	356	264
Rushes/Yards	24/58	17/64
Net Yards Passing	298	200
Att/Comp/INT	39/26/1	40/23/1
Sacked/Yards Lost	2/9	4/40
Punts/Average	4/42.5	4/40.5
Fumbles/Lost	1/1	3/3
Penalties/Yards	8/76	2/15
Time of Possession	34:16	25:44
3rd-Down Efficiency	8/14	3/11
Turnover Ratio	+2	-2

SCORING RECAP

Team	Qtr.	Time	Play Description (Extra Point) (Drive Info)	Eagles	Redskins
Eagles	1	11:28	N.Agholor 58 yd. pass from C.Wentz (C.Sturgis kick) (3-56. 1:07)	7	0
Eagles	2	13:23	L.Blount 1 yd. pass from C.Wentz (kick failed, wl) (8-39, 4:20)	13	0
Redskins	2	8:30	R.Kerrigan 24 yd. interception return (D.Hopkins kick)	13	7
Redskins	2	1:17	C.Thompson 29 yd. pass from K.Cousins (D.Hopkins kick) (8-69, 2:39)	13	14
Eagles	2	0:00	C.Sturgis 50 yd. Field Goal (10-43, 1:17)	16	14
Eagles	3	10:38	C.Sturgis 42 yd. Field Goal (9-51, 4:22)	19	14
Redskins	3	2:06	D.Hopkins 33 yd. Field Goal (16-66, 8:32)	19	17
Eagles	4	1:59	C.Sturgis 37 yd. Field Goal (6-33, 3:47)	22	17
Eagles	4	1:29	F.Cox 20 yd. fumble return (C.Wentz-A.Jeffery pass)	30	17

EAGLES INDIVIDUAL STATISTICS

RUSHING: L.Blount 14-46, C.Wentz 4-6, W.Smallwood 4-4, D.Sproles 2-2

RECEIVING: Z.Ertz 8-93, N.Agholor 6-86-1TD, D.Sproles 5-43, A.Jeffery 3-38, T.Smith 1-30, B.Celek 1-11, W.Smallwood 1-5, L.Blount 1-1-1TD

PASSING: C.Wentz 26-39-307-2TDs-1

INTERCEPTIONS: J.Mills 1-15

SACKS: B.Graham 2.0, F.Cox 1.0, T.Jernigan 1.0

FIELD GOALS: C.Sturgis (50G, 42G, 37G)

REDSKINS INDIVIDUAL STATISTICS

RUSHING: R.Kelley 10-30, K.Cousins 4-30, C.Thompson 3-4

RECEIVING: T.Pryor 6-66, J.Reed 5-36, R.Grant 4-61, C.Thompson 4-52-1TD, J.Crowder 3-14, B.Quick 1-11

PASSING: K.Cousins 23-40-240-1TD-1

INTERCEPTIONS: R.Kerrigan 1-24-1TD

SACKS: P.Smith 1.0, M.Ioannidis 0.5, R.Kerrigan 0.5

FIELD GOALS: D.Hopkins (33G)

PHILADELPHIA 20, KANSAS CITY 27

SUNDAY, SEPTEMBER 17, 2017 - ARROWHEAD STADIUM

POST-GAME NOTES

ERTZ REACHES 3,000 RECEIVING YARDS

- Zach Ertz eclipsed 3,000+ receiving yards (now 3,030) in just his 63rd career game, tying Tony Gonzalez (1997-2000) for the 9th-fastest pace by an NFL TE to reach that milestone since the 1970 merger. Among NFL TEs in that span, only Kellen Winslow Sr. (45, 1979-83), Rob Gronkowski (47, 2010-14), Jimmy Graham (49, 2010-14), Kellen Winslow Jr. (55, 2004-10), Antonio Gates (56, 2003-07), Mark Bavaro (60, 1985-89), Bob Tucker (60, 1970-74) and Jeremy Shockey (62, 2002-06) have posted 3,000+ receiving yards in fewer games.
- Ertz finished the game with 5 catches for 97 yards (19.4 avg.). Ertz has recorded 90+ receiving yards in three straight games, which is the longest active streak in the NFL.

EIGHT SACKS THROUGH TWO GAMES

- The Eagles have recorded 8.0 sacks in the first two games of the season. That is their highest total through the season's first two games since 2011 (9.0).
- Fletcher Cox now has 30.5 career sacks, which are the 4th-most ever by an Eagles interior defensive lineman, trailing only Andy Harmon (39.5, 1991-97), Ken Clarke (32.5, 1978-87) and Corey Simon (32.0, 2000-04).
- Chris Long registered his first sack as an Eagle in the third quarter. Long has produced the 7th-most sacks (59.5) among active NFL defensive ends since 2008.

MORE FROM THE GAME

- Donnie Jones played in his 200th career game. Jones has played in 194 consecutive contests, which is the 4th-longest active streak in the NFL, behind Shane Lechler (240), Jason Witten (220*) and Eli Manning (200*).

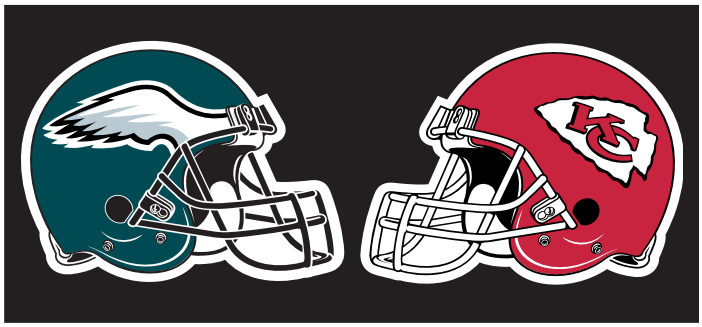

TEAM STATISTICS

	PHILADELPHIA	KANSAS CITY
First Downs	27	16
Net Yards Gained	406	344
Rushes/Yards	17/107	19/112
Net Yards Passing	299	232
Att/Comp/INT	46/25/1	28/21/0
Sacked/Yards Lost	6/34	4/19
Punts/Average	4/42.3	5/45.4
Fumbles/Lost	3/1	0/0
Penalties/Yards	4/30	5/40
Time of Possession	30:49	29:11
3rd-Down Efficiency	8/15	5/12
Turnover Ratio	-2	+2

SCORING RECAP

Team	Qtr.	Time	Play Description (Extra Point) (Drive Info)	Eagles	Chiefs
Chiefs	1	11:22	C.Santos 34 yd. Field Goal (8-73, 3:38)	0	3
Eagles	1	4:28	J.Elliott 34 yd. Field Goal (11-58, 6:54)	3	3
Chiefs	2	0:17	C.Santos 39 yd. Field Goal (4-3, 0:49)	3	6
Eagles	3	4:08	A.Jeffery 16 yd. pass from C.Wentz (J.Elliott kick) (7-81, 4:20)	10	6
Chiefs	3	1:20	K.Hunt 53 yd. run (C.Santos kick) (5-83, 2:48)	10	13
Eagles	4	11:57	J.Elliott 40 yd. Field Goal (10-44, 4:23)	13	13
Chiefs	4	6:25	T.Kelce 15 yd. pass from A.Smith (C.Santos kick) (5-31, 2:51)	13	20
Chiefs	4	2:14	K.Hunt 2 yd. run (C.Santos kick) (6-56, 3:13)	13	27
Eagles	4	0:08	N.Agholor 9 yd. pass from C.Wentz (J.Elliott kick) (13-75, 2:06)	20	27

EAGLES INDIVIDUAL STATISTICS

RUSHING: C.Wentz 4-55, D.Sproles 10-48, W.Smallwood 3-4

RECEIVING: A.Jeffery 7-92-1TD, Z.Ertz 5-97, T.Smith 4-66, M.Hollins 3-32, D.Sproles 2-30, T.Burton 1-10, N.Agholor 1-9-1TD, L.Blount 1-0, W.Smallwood 1--3

PASSING: C.Wentz 25-46-333-2TDs-1

INTERCEPTIONS: None

SACKS: F.Cox 1.0, M.Kendricks 1.0, C.Long 1.0, B.Graham 0.5, T.Jernigan 0.5

FIELD GOALS: J.Elliott (34G, 30WL, 40G)

CHIEFS INDIVIDUAL STATISTICS

RUSHING: K.Hunt 13-81-2TDs, A.Smith 4-21, T.Hill 1-6, A.Wilson 1-4

RECEIVING: T.Kelce 8-103-1TD, C.Conley 4-55, T.Hill 4-43, K.Hunt 3-28, A.Wilson 2-22

PASSING: A.Smith 21-28-251-1TD-0

INTERCEPTIONS: C.Jones 1--3

SACKS: C.Jones 3.0, D.Ford 1.0, J.Houston 1.0, B.Logan 1.0

FIELD GOALS: C.Santos (34G, 39G)

PHILADELPHIA 27, N.Y. GIANTS 24

SUNDAY, SEPTEMBER 24, 2017 - LINCOLN FINANCIAL FIELD

POST-GAME NOTES

ELLIOTT MAKES HISTORY

- Jake Elliott connected on a franchise-record 61-yard FG as time expired to give the Eagles a 27-24 home victory. Elliott converted back-to-back FGs of 46 and 61 yards in the last 51 seconds of the game to erase a 24-21 deficit.
- Elliott's 61-yard FG is tied for the 7th-longest FG in NFL history, trailing only Matt Prater (64 yards on 12/8/13 vs. Tennessee), David Akers (63 yards on 9/9/12 at Green Bay), Sebastian Janikowski (63 yards on 9/12/11 at Denver), Jason Elam (63 yards on 10/25/98 vs. Jacksonville), Tom Dempsey (63 yards on 11/8/70 vs. Detroit) and Matt Bryant (62 yards on 10/22/06 vs. Philadelphia). It is also tied for the 3rd-longest walk-off FG in NFL history, behind Dempsey and Bryant.
- Elliott's 61-yard FG is also the longest ever by an NFL rookie, breaking the record of 60 set by Greg Zuerlein on 9/30/12 vs. Seattle.

EAGLES RUSH FOR 193 YARDS

- The Eagles totaled season highs in rush attempts (39) and rushing yards (193). The last time Philadelphia had at least 39 rush attempts in a single game was on 11/27/14 at Dallas (45 attempts for 256 yards and 2 TDs in a 33-10 victory). The Eagles' 193 rushing yards were their most in a single game since 11/13/16 vs. Atlanta (38 attempts for 208 yards and 2 TDs in a 24-15 victory).

MORE FROM THE GAME

- Rasul Douglas registered his first career INT in the first quarter, becoming the first Eagle to record an INT within his first two career games since Nate Allen in 2010.
- The Eagles' 37:32 time of possession was their highest since 11/13/16 vs. Atlanta (38:10).

TEAM STATISTICS

	N.Y. GIANTS	PHILADELPHIA
First Downs	21	24
Net Yards Gained	415	354
Rushes/Yards	17/49	39/193
Net Yards Passing	366	161
Att/Comp/INT	47/35/2	31/21/0
Sacked/Yards Lost	0/0	3/15
Punts/Average	4/38.5	4/45.5
Fumbles/Lost	0/0	1/1
Penalties/Yards	10/137	9/103
Time of Possession	22:28	37:32
3rd-Down Efficiency	3/10	5/14
Turnover Ratio	-1	+1

SCORING RECAP

Team	Qtr.	Time	Play Description (Extra Point) (Drive Info)	Giants	Eagles
Eagles	2	9:29	L.Blount 1 yd. run (J.Elliott kick) (18-90, 9:34)	0	7
Eagles	3	5:15	Z.Ertz 3 yd. pass from C.Wentz (J.Elliott kick) (7-54, 3:43)	0	14
Giants	4	12:39	O.Beckham 10 yd. pass from E.Manning (A.Rosas kick) (5-55, 2:10)	7	14
Giants	4	10:53	O.Beckham 4 yd. pass from E.Manning (A.Rosas kick) (4-33, 1:20)	14	14
Giants	4	7:12	S.Shepard 77 yd. pass from E.Manning (A.Rosas kick) (2-78, 0:40)	21	14
Eagles	4	5:40	C.Clement 15 yd. run (J.Elliott kick) (4-75, 1:32)	21	21
Giants	4	3:08	A.Rosas 41 yd. FG (7-52, 2:32)	24	21
Eagles	4	0:51	J.Elliott 46 yd. FG (8-47, 2:17)	24	24
Giants	4	0:00	J.Elliott 61 yd. FG (3-19, 0:13)	24	27

EAGLES INDIVIDUAL STATISTICS

RUSHING: W.Smallwood 12-71, L.Blount 12-67-1TD, C.Clement 6-22-1TD, C.Wentz 6-22, D.Sproles 3-11

RECEIVING: Z.Ertz 8-55-1TD, A.Jeffery 4-56, T.Smith 4-29, N.Agholor 2-20, T.Burton 2-7, W.Smallwood 1-9

PASSING: C.Wentz 21-31-176-1TD-0

INTERCEPTIONS: R.Douglas 1-0, P.Robinson 1-0

SACKS: None

FIELD GOALS: J.Elliott (52WL, 46G, 61G)

GIANTS INDIVIDUAL STATISTICS

RUSHING: P.Perkins 9-22, O.Darkwa 7-22, S.Vereen 1-5

RECEIVING: O.Beckham 9-79-2TDs, B.Marshall 8-66, S.Shepard 7-133-1TD, E.Engram 5-45, S.Vereen 2-18, P.Perkins 2-8, O.Darkwa 1-11, R.Lewis 1-6

PASSING: E.Manning 35-47-366-3TDs-2

INTERCEPTIONS: None

SACKS: J.Bromley 1.0, D.Kennard 1.0, O.Vernon 1.0

FIELD GOALS: A.Rosas (41G)

PHILADELPHIA 26, L.A. CHARGERS 24

SUNDAY, OCTOBER 1, 2017 - STUBHUB CENTER

POST-GAME NOTES

RUSHING TO VICTORY

- The Eagles' 214 rushing yards marked the team's highest single-game total since 11/27/14 at Dallas (256 – W, 33-10).
- LeGarrette Blount led Philadelphia with a season-high 136 yards on 16 attempts (8.5 avg.). Blount's 136 yards marked the 5th-highest rushing total of his career. Blount became the first Eagle to rush for 136+ yards in a single game since LeSean McCoy on 11/27/14 at Dallas (159 – W, 33-10).

CONSECUTIVE FIELD GOALS

- Jake Elliott booted the Eagles to leads of 10-0, 13-0, 16-7 and 19-10 with FGs from 45, 40, 53 and 47 yards. Elliott has now made 6 consecutive FG attempts, all of which have been from 40+ yards (46, 61, 45, 40, 53, 47). During that stretch, Elliott's made FGs are averaging 48.7 yards in distance.

TIME OF POSSESSION

- Philadelphia turned in a time of possession of 39:18, which was its highest single-game figure since 9/11/16 vs. Cleveland (39:20 – W, 29-10). The Eagles posted a 37:00+ time of possession in consecutive games (37:32 in Week 3 vs. NYG) for the first time since 10/16/11-10/30/11.

TOTAL NET YARDS

- Philadelphia's 454 total net yards were the club's most in a single game since 11/8/15 at Dallas (459 – W, 33-27).

MORE FROM THE GAME

- The Eagles returned to the Los Angeles area for the first time since 9/23/90, when they defeated the Rams, 27-21, at Anaheim Stadium.

TEAM STATISTICS

	PHILADELPHIA	L.A. CHARGERS
First Downs	26	18
Net Yards Gained	454	400
Rushes/Yards	42/214	13/58
Net Yards Passing	240	342
Att/Comp/INT	31/17/0	38/22/0
Sacked/Yards Lost	1/2	2/5
Punts/Average	2/47.5	4/47.8
Fumbles/Lost	1/0	2/1
Penalties/Yards	9/58	9/39
Time of Possession	39:18	20:42
3rd-Down Efficiency	9/16	5/10
Turnover Ratio	+1	-1

SCORING RECAP

Team	Qtr.	Time	Play Description (Extra Point) (Drive Info)	Eagles	Chargers
Eagles	1	8:00	A.Jeffery 8 yd. pass from C.Wentz (J.Elliott kick) (6-68, 4:44)	7	0
Eagles	1	0:05	J.Elliott 45 yd. FG (11-65, 5:35)	10	0
Eagles	2	6:42	J.Elliott 40 yd. FG (11-58, 5:15)	13	0
Chargers	2	6:32	Ty.Williams 75 yd. pass from P.Rivers (Y.Koo kick) (1-75, 0:10)	13	7
Eagles	2	4:08	J.Elliott 53 yd. FG (8-40, 2:24)	16	7
Chargers	2	0:00	Y.Koo 28 yd. FG (8-77, 0:56)	16	10
Eagles	3	0:55	J.Elliott 47 yd. FG (13-60, 6:51)	19	10
Chargers	4	13:42	A.Ekeler 35 yd. run (Y.Koo kick) (7-75, 2:13)	19	17
Eagles	4	9:14	W.Smallwood 3 yd. run (J.Elliott kick) (7-75, 4:28)	26	17
Chargers	4	6:44	H.Henry 4 yd. pass from P.Rivers (Y.Koo kick) (8-75, 2:30)	26	24

EAGLES INDIVIDUAL STATISTICS

RUSHING: L.Blount 16-136, W.Smallwood 10-34-1TD, C.Clement 10-30, C.Wentz 6-14

RECEIVING: Z.Ertz 5-81, W.Smallwood 4-45, N.Agholor 3-58, A.Jeffery 3-29-1TD, L.Blount 1-20, T.Smith 1-9

PASSING: C.Wentz 17-31-242-1TD-0

INTERCEPTIONS: None

SACKS: B.Allen 1.0, C.Long 1.0

FIELD GOALS: J.Elliott (45G, 40G, 53G, 47G)

CHARGERS INDIVIDUAL STATISTICS

RUSHING: A.Ekeler 1-35-1TD, M.Gordon 10-22, B.Oliver 2-1

RECEIVING: K.Allen 5-138, Ty.Williams 5-115-1TD, A.Gates 3-18, A.Ekeler 2-23, T.Benjamin 2-21, H.Henry 2-16-1TD, M.Gordon 1-7, D.Inman 1-7, B.Oliver 1-2

PASSING: P.Rivers 22-38-347-2TDs-0

INTERCEPTIONS: NONE

SACKS: D.Philon 1.0

FIELD GOALS: Y.Koo (28G)

PHILADELPHIA 34, ARIZONA 7

SUNDAY, OCTOBER 8, 2017 - LINCOLN FINANCIAL FIELD

POST-GAME NOTES

CARSON WENTZ'S CAREER DAY

- Carson Wentz threw for a career-high 4 TDs, including 3 in the first quarter (previous career high was 2). Wentz's 4 passing TDs were the most by an Eagle in a single game since Nick Foles on 11/3/13 at Oakland (7). Wentz (24 years, 282 days) became the youngest Eagle to throw 4+ TDs in a single game since Donovan McNabb (24 years, 15 days) on 12/10/00 at Cleveland (also 4). Wentz became the first Eagle to record 3 first-quarter passing TDs since at least 1991.
- On third down, Wentz went 11-of-12 (91.7%) for 225 yards (18.8 avg.), 3 TDs, 9 first downs and a 158.3 passer rating (all single-game bests by an NFL QB on third down in 2017). His third-down passing yards and yards per attempt were the most by an Eagle since at least 1991 and he recorded the most third-down completions and highest third-down completion percentage by an Eagle since Donovan McNabb on 10/1/00 vs. Atlanta (11-of-11, 100.0%) (min. 10 attempts). Additionally, Wentz recorded the most third-down passing TDs by an Eagle since McNabb on 11/27/08 vs. Arizona (also 3)

FIRST-QUARTER SCORING

- Philadelphia opened with 3 consecutive TD drives (all passing TDs) in the first 14:17 of the game, giving the Eagles an early 21-0 advantage. Philadelphia scored 21+ points in the first quarter for the sixth time since 1950, last doing so on 12/22/13 vs. Chicago (also 21).

MORE FROM THE GAME

- Nelson Agholor finished with a career-high 93 yards on 4 receptions (23.3 avg.), including a career-long 72-yard TD in the third quarter that gave the Eagles a 31-7 lead.
- Torrey Smith caught a season-high 70 yards on 3 catches (23.3 avg.), including a 59-yard TD that made it 21-0 in the first quarter. It was Smith's longest receiving TD since registering a 73-yard score on 10/8/15 vs. Baltimore with SF.



TEAM STATISTICS

	ARIZONA	PHILADELPHIA
First Downs	16	19
Net Yards Gained	307	419
Rushes/Yards	14/31	33/122
Net Yards Passing	276	297
Att/Comp/INT	44/28/0	30/21/1
Sacked/Yards Lost	2/15	1/7
Punts/Average	7/49.6	3/43.0
Fumbles/Lost	1/1	0/0
Penalties/Yards	7/61	5/60
Time of Possession	24:13	35:47
3rd-Down Efficiency	4/14	9/14
Turnover Ratio	Even	Even

SCORING RECAP

Team	Qtr.	Time	Play Description (Extra Point) (Drive Info)	Cardinals	Eagles
Eagles	1	8:19	T.Burton 15 yd. pass from C.Wentz (J.Elliott kick) (10-54, 5:26)	0	7
Eagles	1	3:52	Z.Ertz 11 yd. pass from C.Wentz (J.Elliott kick) (3-15, 1:30)	0	14
Eagles	1	0:43	T.Smith 59 yd. pass from C.Wentz (J.Elliott kick) (3-64, 1:33)	0	21
Cardinals	2	11:42	J.Brown 13 yd. pass from C.Palmer (P.Dawson kick) (10-75, 4:01)	7	21
Eagles	3	9:18	J.Elliott 36 yd. Field Goal (11-57, 5:42)	7	24
Eagles	3	6:16	N.Agholor 72 yd. pass from C.Wentz (J.Elliott kick) (3-63, 1:01)	7	31
Eagles	4	2:00	J.Elliott 28 yd. Field Goal (13-58, 9:14)	7	34

EAGLES INDIVIDUAL STATISTICS

RUSHING: L.Blount 14-74, K.Barner 5-23, C.Clement 7-17, C.Wentz 6-11, T.Smith 1--3

RECEIVING: Z.Ertz 6-61-1TD, N.Agholor 4-93-1TD, T.Smith 3-70-1TD, A.Jeffery 3-31, T.Burton 2-16-1TD, C.Clement 1-22, M.Johnson 1-6, B.Celek 1-5

PASSING: C.Wentz 21-30-304-4TDs-1

INTERCEPTIONS: None

SACKS: V.Curry 1.0, B.Graham 1.0

FIELD GOALS: J.Elliott (36G, 28G)

CARDINALS INDIVIDUAL STATISTICS

RUSHING: C.Johnson 9-21, J.Nelson 1-14, K.Williams 3--2, A.Ellington 1--2

RECEIVING: A.Ellington 9-65, L.Fitzgerald 6-51, J.Nelson 4-80, Ja.Brown 3-39, J.Brown 2-26-1TD, J.Gresham 2-16, C.Johnson 1-8, E.Penny 1-6

PASSING: C.Palmer 28-44-291-1TD-0

INTERCEPTIONS: A.Bethea 1-0

SACKS: C.Jones 1.0

FIELD GOALS: P.Dawson (51B)

2017 UNOFFICIAL DEPTH CHART

Compiled by the Eagles public relations staff

OFFENSE						
WR	17	Alshon Jeffery	14	Marcus Johnson		
LT	71	Jason Peters	72	Halapoulivaati Vaitai		
LG	61	Stefen Wisniewski	67	Chance Warmack		
C	62	Jason Kelce	61	Stefen Wisniewski		
RG	79	Brandon Brooks	73	Isaac Seumalo		
RT	65	Lane Johnson	72	Halapoulivaati Vaitai		
TE	86	Zach Ertz	87	Brent Celek	88	Trey Burton
WR	13	Nelson Agholor	10	Mack Hollins		
WR	82	Torrey Smith	10	Mack Hollins	18	Shelton Gibson
RB	29	LeGarrette Blount	28	Wendell Smallwood	30	Corey Clement
					38	Kenjon Barner
QB	11	Carson Wentz	9	Nick Foles		
DEFENSE						
DE	75	Vinny Curry	96	Derek Barnett	51	Steven Means
DT	93	Tim Jernigan	94	Beau Allen	90	Justin Hamilton
DT	91	Fletcher Cox	97	Destiny Vaeao	98	Elijah Qualls
DE	55	Brandon Graham	56	Chris Long		
OLB	95	Mychal Kendricks	54	Kamu Grugier-Hill		
MLB	58	Jordan Hicks	59	Joe Walker		
OLB	53	Nigel Bradham	52	Najee Goode		
CB	31	Jalen Mills	21	Patrick Robinson	33	Dexter McDougle
CB	41	Ronald Darby	32	Rasul Douglas	26	Jaylen Watkins
S	23	Rodney McLeod	24	Corey Graham		
S	27	Malcolm Jenkins	26	Jaylen Watkins	42	Chris Maragos
SPECIAL TEAMS						
P	8	Donnie Jones				
K	4	Jake Elliott				
H	8	Donnie Jones				
PR	38	Kenjon Barner	82	Torrey Smith		
KR	38	Kenjon Barner	30	Corey Clement	28	Wendell Smallwood
LS	45	Rick Lovato				

PRONUNICIATION GUIDE					
Nelson Agholor	AGG-uh-lore	Kamu Grugier-Hill	KAH-moo GREW-jay	Isaac Seumalo	say-uh-MAH-low
Kenjon Barner	KEN-yon	Alshon Jeffery	AL-shon jeff-ree	Wendell Smallwood	when-DELL
LeGarrette Blount	luh-GARE-et BLUNT	Jason Kelce	KELL-see	Destiny Vaeao	VIE-ow
Brent Celek	SELL-ick	Mychal Kendricks	MICHAEL	Halapoulivaati Vaitai	hal-lah-POO-lee-VAH-tee VIE-tie
Corey Clement	CLEM-int	Rick Lovato	luh-VAH-toe	Stefen Wisniewski	STEFF-in wiz-NEW-ski
Rasul Douglas	RAH-sool	Chris Maragos	MARE-uh-gos		
Najee Goode	NAH-jee GOOD	Rodney McLeod	muh-CLOUD		

ALPHABETICAL ROSTER

NO	NAME	POS	HT	WT	DOB	AGE	EXP	COLLEGE	HOMETOWN	HOW ACQ
13	Agholor, Nelson	WR	6-0	198	5/24/93	24	3	USC	Tampa, FL	D1-15
94	Allen, Beau	DT	6-3	327	11/14/91	25	4	Wisconsin	Minnetonka, MN	D7-14
38	Barner, Kenjon	RB	5-9	195	4/28/90	27	4	Oregon	Riverside, CA	FA-17
96	Barnett, Derek	DE	6-3	259	6/25/96	21	R	Tennessee	Brentwood, TN	D1-17
29	Blount, LeGarrette	RB	6-0	250	12/5/86	30	8	Oregon	Perry, FL	FA-NE-17
53	Bradham, Nigel	LB	6-2	241	9/4/89	28	6	Florida State	Crawfordville, FL	FA-Buf-16
79	Brooks, Brandon	G	6-5	335	8/19/89	28	6	Miami (OH)	Milwaukee, WI	FA-Hou-16
88	Burton, Trey	TE	6-3	235	10/29/91	25	4	Florida	Venice, FL	UDFA-14
87	Celek, Brent	TE	6-4	255	1/25/85	32	11	Cincinnati	Cincinnati, OH	D5b-07
30	Clement, Corey	RB	5-10	220	11/2/94	22	R	Wisconsin	Glassboro, NJ	UDFA-17
91	Cox, Fletcher	DT	6-4	310	12/13/90	26	6	Mississippi State	Yazoo City, MS	D1-12
75	Curry, Vinny	DE	6-3	279	6/30/88	29	6	Marshall	Neptune, NJ	D2b-12
41	Darby, Ronald	CB	5-11	193	1/2/94	23	3	Florida State	Oxon Hill, MD	T-Buf-17
32	Douglas, Rasul	CB	6-2	209	8/29/95	22	R	West Virginia	East Orange, NJ	D3-17
4	Elliott, Jake	K	5-9	167	1/21/95	22	R	Memphis	La Grange, IL	PS-Cin-17
86	Ertz, Zach	TE	6-5	250	11/10/90	26	5	Stanford	Danville, CA	D2-13
9	Foles, Nick	QB	6-6	243	1/20/89	28	6	Arizona	Austin, TX	FA-KC-17
18	Gibson, Shelton	WR	5-11	191	3/20/95	22	R	West Virginia	Cleveland, OH	D5a-17
52	Goode, Najee	LB	6-0	244	6/4/89	28	6	West Virginia	Cleveland, OH	W-TB-13
55	Graham, Brandon	DE	6-2	265	4/3/88	29	8	Michigan	Detroit, MI	D1-10
24	Graham, Corey	S	6-0	196	7/25/85	32	11	New Hampshire	Buffalo, NY	FA-17
54	Grugier-Hill, Kamu	LB	6-2	220	5/16/94	23	2	Eastern Illinois	Honolulu, HI	W-NE-16
90	Hamilton, Justin	DT	6-2	315	7/27/93	24	1	Louisiana-Lafayette	Natchez, MI	FA-17
58	Hicks, Jordan	LB	6-1	236	6/27/92	25	3	Texas	Cincinnati, OH	D3-15
10	Hollins, Mack	WR	6-4	221	9/16/93	24	R	North Carolina	Rockville, MD	D4a-17
17	Jeffery, Alshon	WR	6-3	218	2/14/90	27	6	South Carolina	St. Matthews, SC	FA-Chi-17
27	Jenkins, Malcolm	S	6-0	204	12/20/87	29	9	Ohio State	Piscataway, NJ	FA-NO-14
93	Jernigan, Tim	DT	6-2	295	9/24/92	25	4	Florida State	Lake City, FL	T-Bal-17
65	Johnson, Lane	T	6-6	317	5/8/90	27	5	Oklahoma	Groveton, TX	D1-13
14	Johnson, Marcus	WR	6-1	204	8/5/94	23	1	Texas	League City, TX	UDFA-16
8	Jones, Donnie	P	6-2	221	7/5/80	37	14	LSU	Baton Rouge, LA	FA-Hou-13
62	Kelce, Jason	C	6-3	295	11/5/87	29	7	Cincinnati	Cleveland, OH	D6a-11
95	Kendricks, Mychal	LB	6-0	240	9/28/90	27	6	California	Fresno, CA	D2a-12
56	Long, Chris	DE	6-3	270	3/28/85	32	10	Virginia	Charlottesville, VA	FA-NE-17
45	Lovato, Rick	LS	6-2	249	9/9/92	25	1	Old Dominion	Middletown, NJ	FA-16
42	Maragos, Chris	S	5-10	200	1/6/87	30	8	Wisconsin	Racine, WI	FA-Sea-14
33	McDougle, Dexter	CB	5-10	195	4/8/91	26	4	Maryland	Falmouth, VA	T-NYJ-17
23	McLeod, Rodney	S	5-10	195	6/23/90	27	6	Virginia	Hyattsville, MD	FA-LAR-16
51	Means, Steven	DE	6-3	263	9/16/90	27	3	Buffalo	Buffalo, NY	PS-Hou-15
31	Mills, Jalen	CB	6-0	191	4/6/94	23	2	LSU	DeSoto, TX	D7a-16
71	Peters, Jason	T	6-4	328	1/22/82	35	14	Arkansas	Queen City, TX	T-Buf-09
98	Qualls, Elijah	DT	6-1	321	2/11/95	22	R	Washington	Petaluma, CA	D6-17
21	Robinson, Patrick	CB	5-11	191	9/7/87	30	8	Florida State	Miami, FL	FA-17
73	Seumalo, Isaac	G	6-4	303	10/29/93	23	2	Oregon State	Corvallis, OR	D3-16
28	Smallwood, Wendell	RB	5-10	208	1/20/94	23	2	West Virginia	Elkton, MD	D5a-16
82	Smith, Torrey	WR	6-0	205	1/26/89	28	7	Maryland	Falmouth, VA	FA-17
97	Vaeao, Destiny	DT	6-4	299	1/15/94	23	2	Washington State	Pago Pago, AS	UDFA-16
72	Vaitai, Halapoulivaati	T	6-6	320	6/16/93	24	2	TCU	Haltom, TX	D5b-16
59	Walker, Joe	LB	6-2	236	12/11/92	24	2	Oregon	Palos Verdes, CA	D7c-16
67	Warmack, Chance	G	6-2	323	9/14/91	26	5	Alabama	Atlanta, GA	FA-Ten-17
26	Watkins, Jaylen	S	5-11	194	11/27/91	25	3	Florida	Cape Coral, FL	PS-Buf-15
11	Wentz, Carson	QB	6-5	237	12/30/92	24	2	North Dakota State	Bismarck, ND	D1-16
61	Wisniewski, Stefen	C/G	6-3	305	3/22/89	28	7	Penn State	Pittsburgh, PA	FA-Jax-16
	PRACTICE SQUAD									
68	Andrews, Josh	C/G	6-2	311	6/21/91	26	3	Oregon State	Ontario, CA	UDFA-14
36	Bausby, De'Vante	CB	6-2	190	1/15/93	24	2	Pittsburg State	Kansas City, MO	FA-17
85	Brown, Billy	TE	6-4	255	3/20/93	24	R	Shepherd	Gaithersburg, MD	UDFA-17
16	Davis, Rashard	WR	5-9	175	9/14/95	22	R	James Madison	Charlottesville, VA	FA-17
47	Gerry, Nathan	LB	6-2	218	2/23/95	22	R	Nebraska	Sioux Falls, SD	D5b-17
69	Gordon, Dillon	T	6-4	322	9/2/93	24	2	LSU	River Ridge, LA	UDFA-16
35	Killings, D.J.	CB	6-0	185	8/9/95	22	R	Central Florida	Jacksonville, FL	FA-17
39	Marshall, Byron	RB	5-9	201	2/13/94	23	1	Oregon	San Jose, CA	UDFA-16
7	Sudfeld, Nate	QB	6-6	227	10/7/93	24	2	Indiana	Modesto, CA	FA-17
89	Ward, Greg	WR	5-11	186	7/12/95	22	R	Houston	Tyler, TX	UDFA-17
	RESERVE/NON-FOOTBALL INJURY									
22	Jones, Sidney	CB	6-0	181	5/21/96	21	R	Washington	Diamond Bar, CA	D2-17
	INJURED RESERVE									
-	Goforth, Randall	CB	5-10	190	1/27/94	23	R	UCLA	Long Beach, CA	UDFA-17
34	Pumphrey, Donnel	RB	5-9	176	12/6/94	22	R	San Diego State	Las Vegas, NV	D4b-17
-	Shittu, Aziz	DT	6-2	288	7/27/94	23	1	Stanford	Atwater, CA	UDFA-16
43	Sproles, Darren	RB	5-6	190	6/20/83	34	13	Kansas State	Olathe, KS	T-NO-14
6	Sturgis, Caleb	K	5-9	192	8/9/89	28	5	Florida	St. Augustine, FL	FA-15
-	Williams, Dom	WR	6-2	200	12/11/92	24	1	Washington State	Pomona, CA	FA-17

NUMERICAL ROSTER

NO	NAME	POS	HT	WT	DOB	AGE	EXP	COLLEGE	HOMETOWN	HOW ACQ
4	Jake Elliott	K	5-9	167	1/21/95	22	R	Memphis	La Grange, IL	PS-Cin-17
8	Donnie Jones	P	6-2	221	7/5/80	37	14	LSU	Baton Rouge, LA	FA-Hou-13
9	Nick Foles	QB	6-6	243	1/20/89	28	6	Arizona	Austin, TX	FA-KC-17
10	Mack Hollins	WR	6-4	221	9/16/93	24	R	North Carolina	Rockville, MD	D4a-17
11	Carson Wentz	QB	6-5	237	12/30/92	24	2	North Dakota State	Bismarck, ND	D1-16
13	Nelson Agholor	WR	6-0	198	5/24/93	24	3	USC	Tampa, FL	D1-15
14	Marcus Johnson	WR	6-1	204	8/5/94	23	1	Texas	League City, TX	UDFA-16
17	Alshon Jeffery	WR	6-3	218	2/14/90	27	6	South Carolina	St. Matthews, SC	FA-Chi-17
18	Shelton Gibson	WR	5-11	191	3/20/95	22	R	West Virginia	Cleveland, OH	D5a-17
21	Patrick Robinson	CB	5-11	191	9/7/87	30	8	Florida State	Miami, FL	FA-17
23	Rodney McLeod	S	5-10	195	6/23/90	27	6	Virginia	Hyattsville, MD	FA-LAR-16
24	Corey Graham	S	6-0	196	7/25/85	32	11	New Hampshire	Buffalo, NY	FA-17
26	Jaylen Watkins	S	5-11	194	11/27/91	25	3	Florida	Cape Coral, FL	PS-Buf-15
27	Malcolm Jenkins	S	6-0	204	12/20/87	29	9	Ohio State	Piscataway, NJ	FA-NO-14
28	Wendell Smallwood	RB	5-10	208	1/20/94	23	2	West Virginia	Elkton, MD	D5a-16
29	LeGarrette Blount	RB	6-0	250	12/5/86	30	8	Oregon	Perry, FL	FA-NE-17
30	Corey Clement	RB	5-10	220	11/2/94	22	R	Wisconsin	Glassboro, NJ	UDFA-17
31	Jalen Mills	CB	6-0	191	4/6/94	23	2	LSU	DeSoto, TX	D7a-16
32	Rasul Douglas	CB	6-2	209	8/29/95	22	R	West Virginia	East Orange, NJ	D3-17
33	Dexter McDougle	CB	5-10	195	4/8/91	26	4	Maryland	Falmouth, VA	T-NYJ-17
38	Kenjon Barner	RB	5-9	195	4/28/90	27	4	Oregon	Riverside, CA	FA-17
41	Ronald Darby	CB	5-11	193	1/2/94	23	3	Florida State	Oxon Hill, MD	T-Buf-17
42	Chris Maragos	S	5-10	200	1/6/87	30	8	Wisconsin	Racine, WI	FA-Sea-14
45	Rick Lovato	LS	6-2	249	9/9/92	25	1	Old Dominion	Middletown, NJ	FA-16
51	Steven Means	DE	6-3	263	9/16/90	27	3	Buffalo	Buffalo, NY	PS-Hou-15
52	Najee Goode	LB	6-0	244	6/4/89	28	6	West Virginia	Cleveland, OH	W-TB-13
53	Nigel Bradham	LB	6-2	241	9/4/89	28	6	Florida State	Crawfordville, FL	FA-Buf-16
54	Kamu Grugier-Hill	LB	6-2	220	5/16/94	23	2	Eastern Illinois	Honolulu, HI	W-NE-16
55	Brandon Graham	DE	6-2	265	4/3/88	29	8	Michigan	Detroit, MI	D1-10
56	Chris Long	DE	6-3	270	3/28/85	32	10	Virginia	Charlottesville, VA	FA-NE-17
58	Jordan Hicks	LB	6-1	236	6/27/92	25	3	Texas	Cincinnati, OH	D3-15
59	Joe Walker	LB	6-2	236	12/11/92	24	2	Oregon	Palos Verdes, CA	D7c-16
61	Stefen Wisniewski	C/G	6-3	305	3/22/89	28	7	Penn State	Pittsburgh, PA	FA-Jax-16
62	Jason Kelce	C	6-3	295	11/5/87	29	7	Cincinnati	Cleveland, OH	D6a-11
65	Lane Johnson	T	6-6	317	5/8/90	27	5	Oklahoma	Groveton, TX	D1-13
67	Chance Warmack	G	6-2	323	9/14/91	26	5	Alabama	Atlanta, GA	FA-Ten-17
71	Jason Peters	T	6-4	328	1/22/82	35	14	Arkansas	Queen City, TX	T-Buf-09
72	Halapoulivaati Vaitai	T	6-6	320	6/16/93	24	2	TCU	Haltom, TX	D5b-16
73	Isaac Seumalo	G	6-4	303	10/29/93	23	2	Oregon State	Corvallis, OR	D3-16
75	Vinny Curry	DE	6-3	279	6/30/88	29	6	Marshall	Neptune, NJ	D2b-12
79	Brandon Brooks	G	6-5	335	8/19/89	28	6	Miami (OH)	Milwaukee, WI	FA-Hou-16
82	Torrey Smith	WR	6-0	205	1/26/89	28	7	Maryland	Falmouth, VA	FA-17
86	Zach Ertz	TE	6-5	250	11/10/90	26	5	Stanford	Danville, CA	D2-13
87	Brent Celek	TE	6-4	255	1/25/85	32	11	Cincinnati	Cincinnati, OH	D5b-07
88	Trey Burton	TE	6-3	235	10/29/91	25	4	Florida	Venice, FL	UDFA-14
90	Justin Hamilton	DT	6-2	315	7/27/93	24	1	Louisiana-Lafayette	Natchez, MI	FA-17
91	Fletcher Cox	DT	6-4	310	12/13/90	26	6	Mississippi State	Yazoo City, MS	D1-12
93	Tim Jernigan	DT	6-2	295	9/24/92	25	4	Florida State	Lake City, FL	T-Bal-17
94	Beau Allen	DT	6-3	327	11/14/91	25	4	Wisconsin	Minnetonka, MN	D7-14
95	Mychal Kendricks	LB	6-0	240	9/28/90	27	6	California	Fresno, CA	D2a-12
96	Derek Barnett	DE	6-3	259	6/25/96	21	R	Tennessee	Brentwood, TN	D1-17
97	Destiny Vaeao	DT	6-4	299	1/15/94	23	2	Washington State	Pago Pago, AS	UDFA-16
98	Elijah Qualls	DT	6-1	321	2/11/95	22	R	Washington	Petaluma, CA	D6-17

PRACTICE SQUAD										
7	Nate Sudfeld	QB	6-6	227	10/7/93	24	2	Indiana	Modesto, CA	FA-17
16	Rashard Davis	WR	5-9	175	9/14/95	22	R	James Madison	Charlottesville, VA	FA-17
35	D.J. Killings	CB	6-0	185	8/9/95	22	R	Central Florida	Jacksonville, FL	FA-17
36	De'Vante Bausby	CB	6-2	190	1/15/93	24	2	Pittsburg State	Kansas City, MO	FA-17
39	Byron Marshall	RB	5-9	201	2/13/94	23	1	Oregon	San Jose, CA	UDFA-16
47	Nathan Gerry	LB	6-2	218	2/23/95	22	R	Nebraska	Sioux Falls, SD	D5b-17
68	Josh Andrews	C/G	6-2	311	6/21/91	26	3	Oregon State	Ontario, CA	UDFA-14
69	Dillon Gordon	T	6-4	322	9/2/93	24	2	LSU	River Ridge, LA	UDFA-16
85	Billy Brown	TE	6-4	255	3/20/93	24	R	Shepherd	Gaithersburg, MD	UDFA-17
89	Greg Ward	WR	5-11	186	7/12/95	22	R	Houston	Tyler, TX	UDFA-17

RESERVE/NON-FOOTBALL INJURY										
22	Sidney Jones	CB	6-0	181	5/21/96	21	R	Washington	Diamond Bar, CA	D2-17

INJURED RESERVE										
6	Caleb Sturgis	K	5-9	192	8/9/89	28	5	Florida	St. Augustine, FL	FA-15
34	Donnel Pumphrey	RB	5-9	176	12/6/94	22	R	San Diego State	Las Vegas, NV	D4b-17
43	Darren Sproles	RB	5-6	190	6/20/83	34	13	Kansas State	Olathe, KS	T-NO-14
-	Randall Goforth	CB	5-10	190	1/27/94	23	R	UCLA	Long Beach, CA	UDFA-17
-	Aziz Shittu	DT	6-2	288	7/27/94	23	1	Stanford	Atwater, CA	UDFA-16
-	Dom Williams	WR	6-2	200	12/11/92	24	1	Washington State	Pomona, CA	FA-17

POSITIONAL ROSTER

	NO	NAME	POS	HT	WT	DOB	AGE	EXP	COLLEGE	HOMETOWN	HOW ACQ
QB	9	Nick Foles	QB	6-6	243	1/20/89	28	6	Arizona	Austin, TX	FA-KC-17
	11	Carson Wentz	QB	6-5	237	12/30/92	24	2	North Dakota State	Bismarck, ND	D1-16
RB	28	Wendell Smallwood	RB	5-10	208	1/20/94	23	2	West Virginia	Elkton, MD	D5a-16
	29	LeGarrette Blount	RB	6-0	250	12/5/86	30	8	Oregon	Perry, FL	FA-NE-17
	30	Corey Clement	RB	5-10	220	11/2/94	22	R	Wisconsin	Glassboro, NJ	UDFA-17
	38	Kenjon Barner	RB	5-9	195	4/28/90	27	4	Oregon	Riverside, CA	FA-17
WR	10	Mack Hollins	WR	6-4	221	9/16/93	24	R	North Carolina	Rockville, MD	D4a-17
	13	Nelson Agholor	WR	6-0	198	5/24/93	24	3	USC	Tampa, FL	D1-15
	14	Marcus Johnson	WR	6-1	204	8/5/94	23	1	Texas	League City, TX	UDFA-16
	17	Alshon Jeffery	WR	6-3	218	2/14/90	27	6	South Carolina	St. Matthews, SC	FA-Chi-17
	18	Shelton Gibson	WR	5-11	191	3/20/95	22	R	West Virginia	Cleveland, OH	D5a-17
	82	Torrey Smith	WR	6-0	205	1/26/89	28	7	Maryland	Falmouth, VA	FA-17
TE	86	Zach Ertz	TE	6-5	250	11/10/90	26	5	Stanford	Danville, CA	D2-13
	87	Brent Celek	TE	6-4	255	1/25/85	32	11	Cincinnati	Cincinnati, OH	D5b-07
	88	Trey Burton	TE	6-3	235	10/29/91	25	4	Florida	Venice, FL	UDFA-14
OFFENSIVE LINE	61	Stefen Wisniewski	C/G	6-3	305	3/22/89	28	7	Penn State	Pittsburgh, PA	FA-Jax-16
	62	Jason Kelce	C	6-3	295	11/5/87	29	7	Cincinnati	Cleveland, OH	D6a-11
	65	Lane Johnson	T	6-6	317	5/8/90	27	5	Oklahoma	Groveton, TX	D1-13
	67	Chance Warmack	G	6-2	323	9/14/91	26	5	Alabama	Atlanta, GA	FA-Ten-17
	71	Jason Peters	T	6-4	328	1/22/82	35	14	Arkansas	Queen City, TX	T-Buf-09
	72	Halapoulivaati Vaitai	T	6-6	320	6/16/93	24	2	TCU	Haltom, TX	D5b-16
	73	Isaac Seumalo	G	6-4	303	10/29/93	23	2	Oregon State	Corvallis, OR	D3-16
	79	Brandon Brooks	G	6-5	335	8/19/89	28	6	Miami (OH)	Milwaukee, WI	FA-Hou-16
DEFENSIVE LINE	51	Steven Means	DE	6-3	263	9/16/90	27	3	Buffalo	Buffalo, NY	PS-Hou-15
	55	Brandon Graham	DE	6-2	265	4/3/88	29	8	Michigan	Detroit, MI	D1-10
	56	Chris Long	DE	6-3	270	3/28/85	32	10	Virginia	Charlottesville, VA	FA-NE-17
	75	Vinny Curry	DE	6-3	279	6/30/88	29	6	Marshall	Neptune, NJ	D2b-12
	90	Justin Hamilton	DT	6-2	315	7/27/93	24	1	Louisiana-Lafayette	Natchez, MI	FA-17
	91	Fletcher Cox	DT	6-4	310	12/13/90	26	6	Mississippi State	Yazoo City, MS	D1-12
	93	Tim Jernigan	DT	6-2	295	9/24/92	25	4	Florida State	Lake City, FL	T-Bal-17
	94	Beau Allen	DT	6-3	327	11/14/91	25	4	Wisconsin	Minnetonka, MN	D7-14
	96	Derek Barnett	DE	6-3	259	6/25/96	21	R	Tennessee	Brentwood, TN	D1-17
	97	Destiny Vaeao	DT	6-4	299	1/15/94	23	2	Washington State	Pago Pago, AS	UDFA-16
	98	Elijah Qualls	DT	6-1	321	2/11/95	22	R	Washington	Petaluma, CA	D6-17
LB	52	Najee Goode	LB	6-0	244	6/4/89	28	6	West Virginia	Cleveland, OH	W-TB-13
	53	Nigel Bradham	LB	6-2	241	9/4/89	28	6	Florida State	Crawfordville, FL	FA-Buf-16
	54	Kamu Grugier-Hill	LB	6-2	220	5/16/94	23	2	Eastern Illinois	Honolulu, HI	W-NE-16
	58	Jordan Hicks	LB	6-1	236	6/27/92	25	3	Texas	Cincinnati, OH	D3-15
	59	Joe Walker	LB	6-2	236	12/11/92	24	2	Oregon	Palos Verdes, CA	D7c-16
	95	Mychal Kendricks	LB	6-0	240	9/28/90	27	6	California	Fresno, CA	D2a-12
DEFENSIVE BACKS	21	Patrick Robinson	CB	5-11	191	9/7/87	30	8	Florida State	Miami, FL	FA-17
	23	Rodney McLeod	S	5-10	195	6/23/90	27	6	Virginia	Hyattsville, MD	FA-LAR-16
	24	Corey Graham	S	6-0	196	7/25/85	32	11	New Hampshire	Buffalo, NY	FA-17
	26	Jaylen Watkins	S	5-11	194	11/27/91	25	3	Florida	Cape Coral, FL	PS-Buf-15
	27	Malcolm Jenkins	S	6-0	204	12/20/87	29	9	Ohio State	Piscataway, NJ	FA-NO-14
	31	Jalen Mills	CB	6-0	191	4/6/94	23	2	LSU	DeSoto, TX	D7a-16
	32	Rasul Douglas	CB	6-2	209	8/29/95	22	R	West Virginia	East Orange, NJ	D3-17
	33	Dexter McDougle	CB	5-10	195	4/8/91	26	4	Maryland	Falmouth, VA	T-NYJ-17
	41	Ronald Darby	CB	5-11	193	1/2/94	23	3	Florida State	Oxon Hill, MD	T-Buf-17
	42	Chris Maragos	S	5-10	200	1/6/87	30	8	Wisconsin	Racine, WI	FA-Sea-14
ST	4	Jake Elliott	K	5-9	167	1/21/95	22	R	Memphis	La Grange, IL	PS-Cin-17
	8	Donnie Jones	P	6-2	221	7/5/80	37	14	LSU	Baton Rouge, LA	FA-Hou-13
	45	Rick Lovato	LS	6-2	249	9/9/92	25	1	Old Dominion	Middletown, NJ	FA-16

ROSTER BREAKDOWN

HOW ACQUIRED

Year	Player	Acq
2007	Brent Celek	D5b
2009	Jason Peters	T-Buf
2010	Brandon Graham	D1
2011	Jason Kelce	D6a
2012	Fletcher Cox	D1
	Mychal Kendricks	D2a
	Vinny Curry	D2b
2013	Lane Johnson	D1
	Zach Ertz	D2
	Donnie Jones	FA-Hou
	Najee Goode	W-TB
2014	Beau Allen	D7
	Malcolm Jenkins	FA-NO
	Chris Maragos	FA-Sea
	Trey Burton	UDFA
	Darren Sproles (IR)	T-NO
2015	Nelson Agholor	D1
	Jordan Hicks	D3
	Caleb Sturgis (IR)	FA
	Steven Means	PS-Hou
	Jaylen Watkins	PS-Buf
2016	Carson Wentz	D1
	Isaac Seumalo	D3
	Wendell Smallwood	D5a
	Halapoulivaati Vaitai	D5b
	Jalen Mills	D7a
	Joe Walker	D7c
	Nigel Bradham	FA-Buf
	Brandon Brooks	FA-Hou
	Rodney McLeod	FA-LAR
	Stefen Wisniewski	FA-Jax
	Rick Lovato	FA
	Marcus Johnson	UDFA
	Destiny Vaeao	UDFA
	Kamu Grugier-Hill	W-NE
2017	Derek Barnett	D1
	Sidney Jones (NFI)	D2
	Rasul Douglas	D3
	Mack Hollins	D4a
	Donnel Pumphrey (IR)	D4b
	Shelton Gibson	D5a
	Elijah Qualls	D6
	LeGarrette Blount	FA-NE
	Nick Foles	FA-KC
	Alshon Jeffery	FA-Chi
	Chris Long	FA-NE
	Chance Warmack	FA-Ten
	Kenjon Barner	FA
	Corey Graham	FA
	Justin Hamilton	FA
	Patrick Robinson	FA
	Torrey Smith	FA
	Corey Clement	UDFA
	Ronald Darby	T-Buf
	Tim Jernigan	T-Bal
	Dexter McDougle	T-NYJ
	Jake Elliott	PS-Cin

BY DRAFT ROUND

Rd	Player	Team	Year
1st	Chris Long	StL	2008
	Malcolm Jenkins	NO	2009
	Brandon Graham	Phi	2010
	Patrick Robinson	NO	2010
	Fletcher Cox	Phi	2012
	Lane Johnson	Phi	2013
	Chance Warmack	Ten	2013
	Nelson Agholor	Phi	2015
	Carson Wentz	Phi	2016
	Derek Barnett	Phi	2017
2nd	Torrey Smith	Bal	2011
	Stefen Wisniewski	Oak	2011
	Vinny Curry	Phi	2012
	Alshon Jeffery	Chi	2012
	Mychal Kendricks	Phi	2012
	Zach Ertz	Phi	2013
	Tim Jernigan	Bal	2014
	Ronald Darby	Buf	2015
	Sidney Jones (NFI)	Phi	2017
3rd	Brandon Brooks	Hou	2012
	Nick Foles	Phi	2012
	Dexter McDougle	NYJ	2014
	Jordan Hicks	Phi	2015
	Isaac Seumalo	Phi	2016
	Rasul Douglas	Phi	2017
4th	Darren Sproles (IR)	SD	2005
	Nigel Bradham	Buf	2012
	Jaylen Watkins	Phi	2014
	Mack Hollins	Phi	2017
	Donnel Pumphrey (IR)	Phi	2017
5th	Brent Celek	Phi	2007
	Corey Graham	Chi	2007
	Najee Goode	TB	2012
	Steven Means	TB	2013
	Caleb Sturgis (IR)	Mia	2013
	Wendell Smallwood	Phi	2016
	Halapoulivaati Vaitai	Phi	2016
	Jake Elliott	Cin	2017
	Shelton Gibson	Phi	2017
6th	Jason Kelce	Phi	2011
	Kenjon Barner	Car	2013
	Kamu Grugier-Hill	NE	2016
	Elijah Qualls	Phi	2017
7th	Donnie Jones	Sea	2004
	Beau Allen	Phi	2014
	Jalen Mills	Phi	2016
	Joe Walker	Phi	2016
FA	Jason Peters	Buf	2004
	LeGarrette Blount	Ten	2010
	Chris Maragos	SF	2010
	Rodney McLeod	StL	2012
	Trey Burton	Phi	2014
	Justin Hamilton	Buf	2015
	Rick Lovato	Chi	2015
	Marcus Johnson	Phi	2016
	Destiny Vaeao	Phi	2016
	Corey Clement	Phi	2017

BY EXPERIENCE

Player	Exp	G/S	w/Phi
Donnie Jones	14	203/0	69/0
Jason Peters	14	174/164	109/109
Darren Sproles (IR)	13	171/28	49/9
Brent Celek	11	164/127	
Corey Graham	11	160/64	3/0
Chris Long	10	135/102	5/0
Malcolm Jenkins	9	124/116	53/53
LeGarrette Blount	8	105/46	5/3
Brandon Graham	8	101/44	
Chris Maragos	8	98/3	52/3
Patrick Robinson	8	86/50	5/1
Jason Kelce	7	83/83	
Torrey Smith	7	97/90	5/4
Stefen Wisniewski	7	98/85	21/8
Nigel Bradham	6	78/59	21/21
Brandon Brooks	6	69/63	19/19
Fletcher Cox	6	83/77	
Vinny Curry	6	73/5	
Nick Foles	6	42/36	28/24
Najee Goode	6	53/1	50/1
Alshon Jeffery	6	68/61	5/5
Mychal Kendricks	6	75/65	
Rodney McLeod	6	84/68	20/20
Zach Ertz	5	66/32	
Lane Johnson	5	55/55	
Caleb Sturgis (IR)	5	62/0	30/0
Chance Warmack	5	51/49	
Beau Allen	4	53/7	
Kenjon Barner	4	33/0	25/0
Trey Burton	4	51/4	
Tim Jernigan	4	48/29	5/5
Dexter McDougle	4	24/0	
Nelson Agholor	3	33/28	
Ronald Darby	3	30/30	1/1
Jordan Hicks	3	29/26	
Steven Means	3	21/0	10/0
Jaylen Watkins	3	26/5	
Kamu Grugier-Hill	2	17/0	
Jalen Mills	2	21/7	
Isaac Seumalo	2	12/6	
Wendell Smallwood	2	17/5	
Destiny Vaeao	2	17/0	
Halapoulivaati Vaitai	2	12/6	
Joe Walker	2	5/0	
Carson Wentz	2	21/21	
Justin Hamilton	1	2/0	
Marcus Johnson	1	4/0	
Rick Lovato	1	12/0	8/0
Derek Barnett	R	5/0	
Corey Clement	R	5/0	
Rasul Douglas	R	4/3	
Jake Elliott	R	4/0	
Shelton Gibson	R	0/0	
Mack Hollins	R	5/0	
Sidney Jones (NFI)	R	0/0	
D. Pumphrey (IR)	R	0/0	
Elijah Qualls	R	4/0	

2017 PERSONNEL MOVES

- **January 2:** Re-signed the following players to reserve/future contracts: LB **Don Cherry**, TE **Anthony Denham**, G **Darrell Greene**, CB **Aaron Grymes**, WR **Marcus Johnson**, C **Aaron Neary**, DT **Aziz Shittu**, WR **David Watford**
- **January 4:** Signed WR **Rasheed Bailey** to reserve/future contract
- **January 9:** Signed CB **Mitchell White** to reserve/future contract ... Parted ways with wide receivers coach **Greg Lewis**
- **January 11:** Signed G **Josh LeRibeus** and WR **Dom Williams** to reserve/future contracts
- **January 12:** Signed FB **Andrew Bonnet** to reserve/future contract
- **January 18:** Signed G **Dallas Thomas** to reserve/future contract
- **January 23:** Agreed to terms with **Mike Groh** as wide receivers coach ... Signed DT **Justin Hamilton** to reserve/future contract
- **Feburary 8:** Released CB **Leodis McKelvin**
- **March 4:** Agreed to terms with S **Jaylen Watkins** on 1-year contract
- **March 7:** Extended 2nd-round tender to TE **Trey Burton**
- **March 9:** Released DE **Connor Barwin** ... Agreed to terms with WR **Torrey Smith** on 3-year contract ... Signed LB **Najee Goode** to 1-year contract ... Agreed to terms with WR **Alshon Jeffery** (Chi.) on 1-year contract ... Agreed to terms with G **Chance Warmack** (Ten.) on 1-year contract
- **March 10:** Agreed to terms with G/C **Stefen Wisniewski** on 3-year contract
- **March 13:** Agreed to terms with QB **Nick Foles** (KC) on 2-year contract ... Released QB **Chase Daniel**
- **March 28:** Agreed to terms with DE **Chris Long** (NE) on 2-year contract ... Agreed to terms with CB **Patrick Robinson** (Ind.) on 1-year contract
- **April 3:** TE **Trey Burton** signed 1-year contract
- **April 4:** Acquired DT **Tim Jernigan** and 2017 3rd-round pick (99th overall) from Baltimore in exchange for 2017 3rd-round pick (74th overall)
- **April 10:** Agreed to terms with QB **Matt McGloin** (Oak.) on 1-year contract
- **April 27:** Selected DE **Derek Barnett** (Tennessee) in 1st round (14th overall)
- **April 28:** Selected CB **Sidney Jones** (Washington) in 2nd round (43rd overall) ... Selected CB **Rasul Douglas** (West Virginia) in 3rd round (99th overall)
- **April 29:** Selected WR **Mack Hollins** (North Carolina) in the 4th round (118th overall) ... Traded 4th-round pick (139th overall) and 7th-round pick (230th overall) to Minnesota for 4th-round pick (132nd overall) ... Selected RB **Donnel Pumphrey** (San Diego State) in 4th round (132nd overall) ... Traded 5th-round pick (155th overall) to Tennessee for 5th-round pick (164th overall) and 6th-round pick (214th overall) ... Traded 5th-round pick (164th overall) and 6th-round pick (194th overall) to Miami for two 5th-round picks (166th and 184th overall) ... Selected WR **Shelton Gibson** (West Virginia) in 5th round (166th overall) ... Selected LB **Nathan Gerry** (Nebraska) in 5th round (184th overall) ... Selected DT **Elijah Qualls** (Washington) in 6th round (214th overall)
- **May 2:** Waived/injured DT **Aziz Shittu** and WR **Dom Williams**
- **May 3:** Claimed LB **Steven Daniels** off waivers from Washington
- **May 4:** Waived FB **Andrew Bonnet** and RB **Terrell Watson** ... Released G **Josh LeRibeus**
- **May 11:** Signed the following seven draft picks to 4-year contracts: CB **Sidney Jones** (D2), CB **Rasul Douglas** (D3), WR **Mack Hollins** (D4a), RB **Donnel Pumphrey** (D4b), WR **Shelton Gibson** (D5a), LB **Nathan Gerry** (D5b), DT **Elijah Qualls** (D6) ... Signed the following 10 UDFAs: RB **Corey Clement**, DT **Winston Craig**, QB **Jerod Evans**, CB **Randall Goforth**, P **Cameron Johnston**, C **Tyler Orlosky**, S **Tre Sullivan**, DT **Charles Walker**, WR **Greg Ward**, CB **Jomal Wiltz** ... Waived WR **Rasheed Bailey**
- **May 12:** Signed UDFA TE **Billy Brown**
- **May 14:** Waived/injured QB **Jerod Evans** ... Signed UDFA T **Victor Salako**
- **May 18:** Signed RB **LeGarrette Blount** to 1-year contract ... Waived/injured DT **Charles Walker**
- **June 1:** Waived LB **Steven Daniels**
- **June 5:** Signed DT **Gabe Wright** to 1-year contract
- **June 14:** Signed T **Jason Peters** to 1-year contract extension
- **June 30:** Waived WR **Dorial Green-Beckham**
- **July 23:** Released CB **Dwayne Gratz** ... Placed DT **Beau Allen** and CB **Sidney Jones** on Active/Non-Football Injury List ... Signed UDFA QB **Dane Evans**
- **July 24:** Signed UDFA TE **Adam Zaruba** to 3-year contract
- **July 26:** Signed LB **Steven Daniels** to 3-year contract ... Waived DE **Marcus Smith** ... Acquired 2019 conditional draft pick from Denver in exchange for G/T **Allen Barbre**
- **July 31:** Signed CB **Tay Glover-Wright** to 1-year contract
- **August 2:** Waived/injured CB **Randall Goforth**
- **August 3:** Agreed to terms with S **Corey Graham** on 1-year contract
- **August 11:** Acquired CB **Ronald Darby** from Buffalo in exchange for WR **Jordan Matthews** and 2018 3rd-round pick
- **August 12:** Waived LB **Steven Daniels** ... Signed UDFA WR **Keevan Lucas** to 3-year contract
- **August 13:** Waived CB **Mitchell White** ... Signed UDFA WR **Rashard Davis**
- **August 15:** Released RB **Ryan Mathews** ... Signed CB **Mitchell White**
- **August 21:** Acquired a 2018 5th-round pick from Seattle in exchange for G/T **Matt Tobin** and 2018 7th-round pick
- **August 26:** Waived CB **Tay Glover-Wright**, WR **Keevan Lucas** and WR **David Watford**
- **August 27:** Acquired CB **Dexter McDougle** from N.Y. Jets in exchange for S **Terrence Brooks**
- **August 28:** Acquired 2019 7th-round pick from New Orleans in exchange for LS **Jon Dorenbos**
- **August 30:** Signed LB **Carlos Fields**, DE **Jake Metz** and LB **Christian Tago** ... Waived CB **Mitchell White** ... Released CB **Ron Brooks** ... Signed DE **Steven Means** to 1-year contract extension
- **September 1:** Released QB **Matt McGloin** ... Waived WR **Paul Turner** with injury settlement ... Placed CB **Sidney Jones** on Reserve/Non-Football Injury List ... Waived the following 13 players: LB **Don Cherry**, DT **Winston Craig**, WR **Rashard Davis**, TE **Anthony Denham**, QB **Dane Evans**, LB **Carlos Fields**, CB **Aaron Grymes**, DE **Jake Metz**, C **Tyler Orlosky**, T **Victor Salako**, LB **Christian Tago**, DT **Gabe Wright**, TE **Adam Zaruba**
- **September 2:** Signed G **Chance Warmack** to 1-year contract extension ... Waived/injured DE **Alex McCalister** and S **Tre Sullivan** ... Released G **Dallas Thomas** ... Waived the following 14 players: C/G **Josh Andrews**, TE **Billy Brown**, LB **Nathan Gerry**, T **Dillon Gordon**, G **Darrell Greene**, DT **Justin Hamilton**, T **Taylor Hart**, P **Cameron Johnston**, RB **Byron Marshall**, C **Aaron Neary**, CB **C.J. Smith**, WR **Bryce Treggs**, WR **Greg Ward**, CB **Jomal Wiltz** ... Signed CB **Dexter McDougle** to 1-year contract extension
- **September 4:** Signed the following 10 players to the practice squad: C/G **Josh Andrews**, TE **Billy Brown**, LB **Nathan Gerry**, T **Dillon Gordon**, DT **Justin Hamilton**, RB **Byron Marshall**, CB **C.J. Smith**, QB **Nate Sudfeld**, WR **Bryce Treggs**, WR **Greg Ward**
- **September 8:** Waived DE **Alex McCalister** and S **Tre Sullivan** with injury settlements from Reserved/Injured List
- **September 12:** Released CB **C.J. Smith** from practice squad ... Signed T **Victor Salako** to practice squad ... Placed K **Caleb Sturgis** (hip) on Injured Reserve ... Agreed to terms with K **Jake Elliott** ... Released WR **Greg Ward** from practice squad ... Signed CB **De'Vante Bausby** to practice squad
- **September 15:** Placed RB **Donnell Pumphrey** (hamstring) on Injured Reserve

2017 PERSONNEL MOVES

- **September 18:** Released T **Victor Salako** from practice squad ... Agreed to terms with WR **Greg Ward** to join practice squad
- **September 20:** Claimed S **Trae Elston** off waivers from Buffalo
- **September 25:** Placed RB **Darren Sproles** (knee) on Injured Reserve
- **September 26:** Signed RB **Kenjon Barner** to 1-year contract
- **September 30:** Waived S **Trae Elston** ... Promoted DT **Justin Hamilton** from practice squad to active roster
- **October 3:** Signed CB **D.J. Killings** to practice squad
- **October 4:** Signed WR **Rashard Davis** to practice squad

2017 PARTICIPATION CHART

PLAYER	@Was	@KC	NYG	@LAC	Ari	@Car	Was	SF	Den	@Dal	Chi	@Sea	@LAR	@NYG	Oak	Dal	G/S	IA	DNP
Agholor, Nelson	P	P	P	WR	WR												5/2	---	---
Allen, Beau	P	P	P	DT	DT												5/2	---	---
Barner, Kenjon	X	X	X	P	P												2/0	---	---
Barnett, Derek	P	P	P	P	P												5/0	---	---
Blount, LeGarrette	RB	P	RB	P	RB												5/4	---	---
Bradham, Nigel	OLB	OLB	OLB	OLB	OLB												5/5	---	---
Brooks, Brandon	RG	RG	RG	RG	RG												5/5	---	---
Burton, Trey	P	P	P	P	P												5/0	---	---
Celek, Brent	TE	TE	TE	TE	P												5/4	---	---
Clement, Corey	P	P	P	P	P												5/0	---	---
Cox, Fletcher	DT	DT	DT	IA	IA												3/3	2	---
Curry, Vinny	DE	DE	DE	DE	DE												5/5	---	---
Darby, Ronald	CB	IA	IA	IA	IA												1/1	4	---
Douglas, Rasul	IA	P	CB	CB	CB												4/3	1	---
Elliott, Jake	X	P	P	P	P												4/0	---	---
Elston, Trae	X	X	P	X	X												1/0	---	---
Ertz, Zach	TE	TE	TE	TE	TE												5/5	---	---
Foles, Nick	DNP	DNP	DNP	DNP	DNP												---	---	5
Gibson, Shelton	IA	IA	IA	IA	IA												---	5	---
Goode, Najee	P	P	P	P	P												5/0	---	---
Graham, Brandon	DE	DE	DE	DE	DE												5/5	---	---
Graham, Corey	P	P	IA	IA	P												3/0	2	---
Grugier-Hill, Kamu	P	P	P	P	P												5/0	---	---
Hamilton, Justin	PS	PS	PS	P	P												2/0	---	---
Hicks, Jordan	MLB	MLB	MLB	MLB	MLB												5/5	---	---
Hollins, Mack	P	P	P	P	P												5/0	---	---
Jeffery, Alshon	WR	WR	WR	WR	WR												5/5	---	---
Jenkins, Malcolm	S	S	S	S	S												5/5	---	---
Jernigan, Tim	DT	DT	DT	DT	DT												5/5	---	---
Johnson, Lane	RT	RT	RT	RT	RT												5/5	---	---
Johnson, Marcus	P	IA	P	P	P												4/0	1	---
Jones, Donnie	P	P	P	P	P												5/0	---	---
Jones, Sidney	NFI	NFI	NFI	NFI	NFI												---	---	---
Kelce, Jason	C	C	C	C	C												5/5	---	---
Kendricks, Mychal	OLB	OLB	P	OLB	OLB												5/4	---	---
Long, Chris	P	P	P	P	P												5/0	---	---
Lovato, Rick	P	P	P	P	P												5/0	---	---
Maragos, Chris	P	P	S	P	P												5/1	---	---
McDougle, Dexter	IA	P	P	P	P												4/0	1	---
McLeod, Rodney	S	S	IA	S	S												4/4	1	---
Means, Steven	IA	IA	IA	P	P												2/0	3	---
Mills, Jalen	CB	CB	CB	CB	CB												5/5	---	---
Peters, Jason	LT	LT	LT	LT	LT												5/5	---	---
Pumphrey, Donnel	IA	IR	IR	IR	IR												---	1	---
Qualls, Elijah	IA	P	P	P	P												4/0	1	---
Robinson, Patrick	P	P	CB	P	P												5/1	---	---
Seumalo, Isaac	LG	LG	P	IA	IA												3/2	2	---
Smallwood, Wendell	P	RB	P	RB	IA												4/2	1	---
Smith, Torrey	WR	WR	WR	P	WR												5/4	---	---
Sproles, Darren	P	P	P	IR	IR												3/0	---	---
Sturgis, Caleb	P	IR	IR	IR	IR												1/0	---	---
Vaeao, Destiny	P	IA	IA	IA	IA												1/0	4	---
Vaitai, Halapoulivaati	P	P	P	P	P												5/0	---	---
Walker, Joe	P	P	P	P	P												5/0	---	---
Warmack, Chance	IA	IA	LG	P	P												3/1	2	---
Watkins, Jaylen	P	CB	IA	IA	IA												2/1	3	---
Wentz, Carson	QB	QB	QB	QB	QB												5/5	---	---
Wisniewski, Stefen	P	P	P	LG	LG												5/2	---	---

POSITION - start **P** - played (did not start) **IA** - inactive **IR** - Injured Reserve **DNP** - dressed but did not play **PS** - practice squad member **NFI** - Reserve/Non-Football Injury **SUSP** - suspended **X** - not with team **EX** - roster exemption

2017 SNAP COUNTS

	OFFENSE	@Was	@KC	NYG	@LAC	Ari	@Car	Was	SF	Den	@Dal	Chi	@Sea	@LAR	@NYG	Oak	Dal	Snaps	Pct
	TOTAL PLAYS	68	72	76	79	67												362	
QB	Carson Wentz	68	72	76	79	67												362	100%
QB	Nick Foles	DNP	DNP	DNP	DNP	DNP												0	0%
RB	Wendell Smallwood	15	14	43	35	IA												107	30%
RB	LeGarrette Blount	23	6	22	26	26												103	28%
RB	Darren Sproles	33	50	5	IR	IR												88	24%
RB	Corey Clement	0	1	7	19	23												50	14%
RB	Kenjon Barner	X	X	X	0	17												17	5%
RB	Donnel Pumphrey	IA	IR	IR	IR	IR												0	0%
WR	Alshon Jeffery	60	61	67	68	53												309	85%
WR	Torrey Smith	48	62	58	57	42												267	74%
WR	Nelson Agholor	42	55	45	61	47												250	69%
WR	Mack Hollins	5	17	8	9	14												53	15%
WR	Marcus Johnson	7	IA	7	9	14												37	10%
WR	Shelton Gibson	IA	IA	IA	IA	IA												0	0%
TE	Zach Ertz	60	60	75	60	57												312	86%
TE	Brent Celek	25	17	20	34	26												122	34%
TE	Trey Burton	14	14	19	9	16												72	20%
OFFENSIVE LINE	Brandon Brooks	68	72	76	79	67												362	100%
OFFENSIVE LINE	Jason Kelce	68	72	76	79	67												362	100%
OFFENSIVE LINE	Lane Johnson	68	72	76	79	33												328	91%
OFFENSIVE LINE	Jason Peters	31	72	75	79	67												324	90%
OFFENSIVE LINE	Isaac Seumalo	68	72	0	IA	IA												140	39%
OFFENSIVE LINE	Stefen Wisniewski	0	0	44	49	42												135	37%
OFFENSIVE LINE	Halapoulivaati Vaitai	45	3	5	8	34												95	26%
OFFENSIVE LINE	Chance Warmack	IA	IA	32	30	25												87	24%

	DEFENSE	@Was	@KC	NYG	@LAC	Ari	@Car	Was	SF	Den	@Dal	Chi	@Sea	@LAR	@NYG	Oak	Dal	Snaps	Pct
	TOTAL PLAYS	63	53	69	57	60												302	
DEFENSIVE LINE	Brandon Graham	43	38	46	44	43												214	71%
DEFENSIVE LINE	Tim Jernigan	40	32	50	42	46												210	70%
DEFENSIVE LINE	Vinny Curry	37	33	46	30	34												180	60%
DEFENSIVE LINE	Beau Allen	25	15	50	38	26												154	51%
DEFENSIVE LINE	Derek Barnett	26	21	26	24	26												123	41%
DEFENSIVE LINE	Chris Long	26	20	27	21	29												123	41%
DEFENSIVE LINE	Fletcher Cox	43	44	17	IA	IA												104	34%
DEFENSIVE LINE	Elijah Qualls	IA	9	14	13	14												50	17%
DEFENSIVE LINE	Justin Hamilton	PS	PS	PS	11	18												29	10%
DEFENSIVE LINE	Destiny Vaeao	12	IA	IA	IA	IA												12	4%
DEFENSIVE LINE	Steven Means	IA	IA	IA	4	3												7	2%
LB	Nigel Bradham	63	53	69	57	45												287	95%
LB	Jordan Hicks	63	53	14	57	45												232	77%
LB	Mychal Kendricks	23	20	48	24	28												143	47%
LB	Najee Goode	0	1	12	0	8												21	7%
LB	Kamu Grugier-Hill	0	0	0	0	7												7	2%
LB	Joe Walker	0	0	3	0	0												3	1%
DEFENSIVE BACKS	Malcolm Jenkins	63	53	69	57	60												302	100%
DEFENSIVE BACKS	Jalen Mills	63	53	69	57	58												300	99%
DEFENSIVE BACKS	Patrick Robinson	52	32	61	32	46												223	74%
DEFENSIVE BACKS	Rodney McLeod	63	12	IA	57	60												192	64%
DEFENSIVE BACKS	Rasul Douglas	IA	39	69	57	20												185	61%
DEFENSIVE BACKS	Corey Graham	18	41	IA	IA	40												99	33%
DEFENSIVE BACKS	Chris Maragos	0	0	69	0	0												69	23%
DEFENSIVE BACKS	Jaylen Watkins	15	14	IA	IA	IA												29	10%
DEFENSIVE BACKS	Ronald Darby	18	IA	IA	IA	IA												18	6%
DEFENSIVE BACKS	Dexter McDougle	IA	0	0	2	4												6	2%
DEFENSIVE BACKS	Trae Elston	X	X	0	X	X												0	0%

2017 SNAP COUNTS

SPECIAL TEAMS	@Was	@KC	NYG	@LAC	Ari	@Car	Was	SF	Den	@Dal	Chi	@Sea	@LAR	@NYG	Oak	Dal	Snaps	Pct
TOTAL PLAYS	26	30	28	27	28												139	
Maragos, Chris	20	24	15	20	21												100	72%
Grugier-Hill, Kamu	17	20	16	18	20												91	65%
Burton, Trey	18	19	16	17	20												90	65%
Goode, Najee	17	19	16	17	20												89	64%
Clement, Corey	13	19	16	17	12												77	55%
Hollins, Mack	6	13	12	17	20												68	49%
McDougle, Dexter	IA	11	16	16	20												63	45%
Robinson, Patrick	5	12	11	14	15												57	41%
Jenkins, Malcolm	10	10	11	11	8												50	36%
Celek, Brent	9	11	11	10	8												49	35%
Allen, Beau	8	11	12	10	7												48	35%
Ertz, Zach	8	11	11	10	8												48	35%
Elliott, Jake	X	10	11	13	13												47	34%
Jones, Donnie	9	9	10	8	9												45	32%
Lovato, Rick	9	9	10	8	9												45	32%
Walker, Joe	8	11	9	6	6												40	29%
Kendricks, Mychal	9	8	8	7	6												38	27%
Graham, Corey	13	10	IA	IA	11												34	24%
Smallwood, Wendell	8	10	0	2	IA												31	22%
Brooks, Brandon	5	5	6	6	6												28	20%
Vaitai, Halapoulivaati	5	5	6	6	6												28	20%
Wisniewski, Stefen	5	5	6	6	6												28	20%
Johnson, Lane	5	4	6	6	3												24	17%
Johnson, Marcus	5	IA	4	5	9												23	17%
Mills, Jalen	4	6	6	4	2												22	16%
Barnett, Derek	4	6	5	4	2												21	15%
Graham, Brandon	4	5	6	4	2												21	15%
Watkins, Jaylen	17	4	IA	IA	IA												21	15%
Curry, Vinny	3	5	5	4	2												19	14%
Jernigan, Tim	4	4	5	4	2												19	14%
Barner, Kenjon	X	X	X	8	10												18	13%
Means, Steven	IA	IA	IA	8	10												18	13%
Hicks, Jordan	4	6	1	4	2												17	12%
Seumalo, Isaac	5	5	6	IA	IA												16	12%
Douglas, Rasul	IA	7	2	1	2												12	9%
Warmack, Chance	IA	IA	0	6	6												12	9%
Sproles, Darren	4	5	2	IR	IR												11	8%
Sturgis, Caleb	11	IR	IR	IR	IR												11	8%
McLeod, Rodney	7	2	IA	0	1												10	7%
Bradham, Nigel	1	1	6	0	0												8	6%
Long, Chris	1	6	0	0	1												8	6%
Qualls, Elijah	IA	1	4	0	3												8	6%
Elston, Trae	X	X	7	X	X												7	5%
Cox, Fletcher	1	0	1	IA	IA												2	1%
Darby, Ronald	2	IA	IA	IA	IA												2	1%
Smith, Torrey	0	0	2	0	0												2	1%
Vaeao, Destiny	2	IA	IA	IA	IA												2	1%

2017 REGULAR SEASON STATISTICS

Record: 4-1
Head Coach: Doug Pederson

9/10	W	30-17	at Washington	78,685
9/17	L	20-27	at Kansas City	74,971
9/24	W	27-24	N.Y. Giants	69,596
10/1	W	26-24	at L.A. Chargers	25,374
10/8	W	34-7	Arizona	69,596
10/12			at Carolina	
10/23			Washington	
10/29			San Francisco	
11/5			Denver	
11/19			at Dallas	
11/26			Chicago	
12/3			at Seattle	
12/10			at L.A. Rams	
12/17			at N.Y. Giants	
12/25			Oakland	
12/31			Dallas	

TEAM STATS	EAGLES	OPP
Total First Downs	**115**	**87**
Rushing	37	15
Passing	66	64
Penalty	12	8
3rd Down: Made/Att	39/73	20/57
3rd Down Pct.	53.4%	35.1%
4th Down: Made/Att	3/4	2/6
4th Down Pct.	75.0%	33.3%
Possession Avg.	**35:32**	**24:28**
Total Net Yards	**1989**	**1730**
Avg. Per Game	397.8	346.0
Total Plays	345	289
Avg. Per Play	5.8	6.0
Net Yards Rushing	**694**	**314**
Avg. Per Game	138.8	62.8
Total Rushes	155	80
Net Yards Passing	**1295**	**1416**
Avg. Per Game	259.0	283.2
Sacked/Yards Lost	13/67	12/79
Gross Yards	1362	1495
Attempts/Completions	177/110	197/129
Completion Pct.	62.1%	65.5%
Had Intercepted	3	3
Punts/Average	**17/43.8**	**24/45.0**
Net Punting Avg.	**40.2**	**35.7**
Penalties/Yards	**35/327**	**33/292**
Fumbles/Ball Lost	**6/3**	**6/5**
Touchdowns	**14**	**12**
Rushing	3	3
Passing	10	8
Returns	1	1

Score By Period	Q1	Q2	Q3	Q4	OT	Pts.
Team	41	22	30	44	0	137
Opponents	3	34	10	52	0	99

Rushing	No.	Yds	Avg.	Lg.	TD
L.Blount	56	323	5.8	68	1
W.Smallwood	29	113	3.9	20	1
C.Wentz	26	108	4.2	24	0
C.Clement	23	69	3.0	15t	1
D.Sproles	15	61	4.1	12	0
K.Barner	5	23	4.6	16	0
T.Smith	1	-3	-3.0	-3	0
Team	**155**	**694**	**4.5**	**68**	**3**
Opponents	**80**	**314**	**3.9**	**53t**	**3**

Receiving	No.	Yds	Avg.	Lg.	TD
Z.Ertz	32	387	12.1	53	2
A.Jeffery	20	246	12.3	24	2
N.Agholor	16	266	16.6	72t	3
T.Smith	13	204	15.7	59t	1
D.Sproles	7	73	10.4	16	0
W.Smallwood	7	56	8.0	24	0
T.Burton	5	33	6.6	15t	1
M.Hollins	3	32	10.7	13	0
L.Blount	3	21	7.0	20	1
B.Celek	2	16	8.0	11	0
C.Clement	1	22	22.0	22	0
M.Johnson	1	6	6.0	6	0
Team	**110**	**1362**	**12.4**	**72t**	**10**
Opponents	**129**	**1495**	**11.6**	**77t**	**8**

Interceptions	No.	Yds	Avg.	Lg.	TD
J.Mills	1	15	15.0	15	0
R.Douglas	1	0	0.0	0	0
P.Robinson	1	0	0.0	0	0
Team	**3**	**15**	**5.0**	**15**	**0**
Opponents	**3**	**21**	**7.0**	**24t**	**1**

Sacks

B. Graham 3.5, F. Cox 2.0, C. Long 2.0, T. Jernigan 1.5, B. Allen 1.0, V.Curry 1.0, M.Kendricks 1.0, **Team: 12.0, Opp: 13.0**

Fumbles

Lost: Z. Ertz 1, D. Sproles 1, C. Wentz 1, **Total: 3**

Opp. Recoveries: D. Barnett 1, T. Burton 1, F. Cox 1, J. Hicks 1, **Total: 4**

Scoring	TD	Ru.	Rec.	Ret.	PAT	FG	2pt.	Saf.	Pts.
J.Elliott	0	0	0	0	11/11	10/12	0	0	41
N.Agholor	3	0	3	0	---	---	0	0	18
A.Jeffery	2	0	2	0	---	---	1	0	14
L.Blount	2	1	1	0	---	---	0	0	12
Z.Ertz	2	0	2	0	---	---	0	0	12
C.Sturgis	0	0	0	0	1/2	3/3	0	0	10
T.Burton	1	0	1	0	---	---	0	0	6
W.Smallwood	1	1	0	0	---	---	0	0	6
C.Clement	1	1	0	0	---	---	0	0	6
T.Smith	1	0	1	0	---	---	0	0	6
F.Cox	1	0	0	1	---	---	0	0	6
Team	**14**	**3**	**10**	**1**	**12/13**	**13/15**	**1**	**0**	**137**
Opponents	**12**	**3**	**8**	**1**	**12/12**	**5/6**	**0**	**0**	**99**

2-Pt. Conversions: Team 1/1, Opponents: 0/0

Field Goals (Game-by-Game)

Elliott: () (34G, 30WL, 40G) (52WL, 46G, 61G) (45G, 40G, 53G, 47G) (36G, 28G)
Sturgis: (50G, 42G, 37G) () () () ()

Opps: (33G) (34G, 39G) (41G) (28G) (51B)

Field Goals	1-19	20-29	30-39	40-49	50+
J.Elliott	0/0	1/1	2/3	5/5	2/3
C.Sturgis	0/0	0/0	1/1	1/1	1/1
Team	**0/0**	**1/1**	**3/4**	**6/6**	**3/4**
Opponents	**0/0**	**1/1**	**3/3**	**1/1**	**0/1**

Punting	No.	Yds	Avg.	Net	TB	In20	Lg.	Blk.
D.Jones	17	745	43.8	40.2	2	5	58	0
Team	**17**	**745**	**43.8**	**40.2**	**2**	**5**	**58**	**0**
Opponents	**24**	**1081**	**45.0**	**35.7**	**4**	**8**	**60**	**0**

Punt Returns	Ret.	FC	Yds	Avg.	Lg.	TD
K.Barner	6	1	125	20.8	76	0
D.Sproles	1	5	10	10.0	10	0
T.Smith	1	0	9	9.0	9	0
Team	**8**	**6**	**144**	**18.0**	**76**	**0**
Opponents	**7**	**4**	**21**	**3.0**	**8**	**0**

Kick Returns	No.	Yds	Avg.	Lg.	TD
W.Smallwood	4	93	23.3	28	0
C.Clement	1	35	35.0	35	0
B.Celek	1	8	8.0	8	0
Team	**6**	**136**	**22.7**	**35**	**0**
Opponents	**13**	**281**	**21.6**	**40**	**0**

Passing	Att.	Cmp.	Yds.	Cmp.%	Yds./Att.	TD	TD%	Int.	Int.%	Lg	Sack	Lost	Rat.
C.Wentz	177	110	1362	62.1%	7.7	10	5.6%	3	1.7%	72t	13	67	97.7
Team	**177**	**110**	**1362**	**62.1%**	**7.7**	**10**	**5.6%**	**3**	**1.7%**	**72t**	**13**	**67**	**97.7**
Opponents	**197**	**129**	**1495**	**65.5%**	**7.6**	**8**	**4.1%**	**3**	**1.5%**	**77t**	**12**	**79**	**95.5**

2017 DEFENSIVE STATS

DEFENSIVE STATISTICS

Player	Total	Solo	Asst.	TFL	Sacks	Hur.	INT	KD	FF	FR
Jenkins	39	24	15	2	0.0	1	0	4	0	0
Mills	34	30	4	0	0.0	0	1	8	0	0
Bradham	28	21	7	0	0.0	0	0	1	0	0
Hicks	24	20	4	0	0.0	2	0	0	0	1
Robinson	21	20	1	1	0.0	0	1	9	0	0
Douglas	18	15	3	0	0.0	0	1	4	0	0
Kendricks	17	12	5	1	1.0	0	0	3	0	0
B.Graham	16	14	2	6	3.5	3	0	0	1	0
Jernigan	14	8	6	5	1.5	4	0	0	0	0
Curry	12	8	4	3	1.0	5	0	0	0	0
McLeod	12	8	4	0	0.0	0	0	2	1	0
C.Graham	10	5	5	0	0.0	1	0	0	0	0
Maragos	9	6	3	1	0.0	0	0	0	0	0
Barnett	6	5	1	2	0.0	3	0	0	0	1
Cox	5	4	1	1	2.0	2	0	0	1	1
Long	5	4	1	1	2.0	3	0	0	1	0
Watkins	5	4	1	0	0.0	0	0	0	0	0
Allen	5	3	2	2	1.0	5	0	0	0	0
Vaeao	2	0	2	0	0.0	0	0	0	0	0
Darby	1	1	0	0	0.0	0	0	0	0	0
Grugier-Hill	1	1	0	0	0.0	0	0	0	0	0
Walker	1	1	0	0	0.0	0	0	0	0	0
Hamilton	1	0	1	0	0.0	1	0	0	0	0
Qualls	1	0	1	0	0.0	2	0	0	0	0
Totals	**287**	**214**	**73**	**25**	**12.0**	**32**	**3**	**31**	**4**	**3**

*Tackle totals already factor in sacks and TFLs

INDIVIDUAL SINGLE-GAME BESTS

TACKLES	12 by **Mills** vs. NYG (9/24)
TACKLES FOR LOSS	3 by **B.Graham** vs. Ari. (10/8)
SACKS	2 by **B.Graham** at Was. (9/10)
PASSES DEFENSED	4 by **Robinson** vs. Ari. (10/8)
INTERCEPTIONS	3 players tied with 1
Douglas vs. NYG (9/24); **Mills** at Was. (9/10); **Robinson** vs. NYG (9/24)	
FORCED FUMBLES	4 players tied with 1
Cox at Was. (9/10); **B.Graham** at Was. (9/10); **Long** at LAC (10/1), **McLeod** vs. Ari. (10/8)	
FUMBLE RECOVERIES	4 players tied with 1
Barnett at LAC (10/1); **Burton** at Was. (9/10); **Cox** at Was. (9/10); **Hicks** at Was. (9/10)	
SPECIAL TEAMS TACKLES	4 players tied with 2
Burton vs. NYG (9/24); **Clement** at Was. (9/10); **Maragos** vs. Ari. (10/8); **McDougle** at KC (9/17)	

SACKS (12)

Brandon Graham	3.5
Fletcher Cox	2.0
Chris Long	2.0
Tim Jernigan	1.5
Beau Allen	1.0
Vinny Curry	1.0
Mychal Kendricks	1.0

SPECIAL TEAMS TACKLES (29)

Chris Maragos	4
Dexter McDougle	4
Corey Clement	3
Kamu Grugier-Hill	3
Malcolm Jenkins	3
Trey Burton	2
Mack Hollins	2
Trae Elston	1
Najee Goode	1
Corey Graham	1
Mychal Kendricks	1
Rodney McLeod	1
Patrick Robinson	1
Joe Walker	1
Jaylen Watkins	1

INTERCEPTIONS (3)

Rasul Douglas	1
Jalen Mills	1
Patrick Robinson	1

FUMBLE RECOVERIES (3)

Derek Barnett	1
Fletcher Cox	1
Jordan Hicks	1

FORCED FUMBLES (4)

Fletcher Cox	1
Brandon Graham	1
Chris Long	1
Rodney McLeod	1

ST FUMBLE RECOVERIES (1)

Trey Burton	1

ST FORCED FUMBLES (0)

GAME-BY-GAME TEAM STATS

OFFENSE		First Downs				3rd Down			4th Dn.		Time	Total Net Yds			Rushing			Passing								Punting			Penalty		Fumble		Red Zone			TDs		
		Total	Rush	Pass	Pen	Conv	Att	Pct	Conv	Att	Poss	Plays	Yards	Avg	Att	Yards	Avg	Net	Sacks	Yards	Gross	Att	Comp	Pct	INT	No	Avg	Net	No	Yards	No	Lost	No	TD	FG	Rush	Pass	Ret
9/10	at Was	19	1	17	1	8	14	.571	0	0	34:16	65	356	5.5	24	58	2.4	298	2	9	307	39	26	.667	1	4	42.5	41.8	8	76	1	1	1	1	0	0	2	1
9/17	at KC	27	6	19	2	8	15	.533	0	0	30:49	69	406	5.9	17	107	6.3	299	6	34	333	46	25	.543	1	4	42.3	35.3	4	30	3	1	5	2	2	0	2	0
9/24	NYG	24	13	8	3	5	14	.357	2	3	37:32	73	354	4.8	39	193	4.9	161	3	15	176	31	21	.677	0	4	45.5	40.5	9	103	1	1	3	3	0	2	1	0
10/1	at LAC	26	12	11	3	9	16	.563	1	1	39:18	74	454	6.1	42	214	5.1	240	1	2	242	31	17	.548	0	2	47.5	46.0	9	58	1	0	4	2	1	1	1	0
10/8	Ari	19	5	11	3	9	14	.643	0	0	35:47	64	419	6.5	33	122	3.7	297	1	7	304	30	21	.700	1	3	43.0	40.7	5	60	0	0	4	2	2	0	4	0
10/12	at Car																																					
10/23	Was																																					
10/29	SF																																					
11/5	Den																																					
11/19	at Dal																																					
11/26	Chi																																					
12/3	at Sea																																					
12/10	at LAR																																					
12/17	at NYG																																					
12/25	Oak																																					
12/31	Dal																																					
	Totals	115	37	66	12	39	73	.534	3	4	35:32	345	1,989	5.8	155	694	4.5	1,295	13	67	1,362	177	110	.621	3	17	43.8	40.2	35	327	6	3	17	10	5	3	10	1
													397.8			138.8					259.0																	

DEFENSE		First Downs				3rd Down			4th Dn.		Time	Total Net Yds			Rushing			Passing								Punting			Penalty		Fumble		Red Zone			TDs		
		Total	Rush	Pass	Pen	Conv	Att	Pct	Conv	Att	Poss	Plays	Yards	Avg	Att	Yards	Avg	Net	Sacks	Yards	Gross	Att	Comp	Pct	INT	No	Avg	Net	No	Yards	No	Lost	No	TD	FG	Rush	Pass	Ret
9/10	at Was	16	3	12	1	3	11	.273	0	1	25:44	61	264	4.3	17	64	3.8	200	4	40	240	40	23	.575	1	4	40.5	40.5	2	15	3	3	2	0	1	0	1	1
9/17	at KC	16	6	10	0	5	12	.417	0	0	29:11	51	344	6.7	19	112	5.9	232	4	19	251	28	21	.750	0	5	45.4	35.4	5	40	0	0	3	2	1	2	1	0
9/24	NYG	21	2	17	2	3	10	.300	0	2	22:28	64	415	6.5	17	49	2.9	366	0	0	366	47	35	.745	2	4	38.5	31.3	10	137	0	0	5	2	1	0	3	0
10/1	at LAC	18	3	12	3	5	10	.500	0	0	20:42	53	400	7.5	13	58	4.5	342	2	5	347	38	22	.579	0	4	47.8	39.0	9	39	2	1	2	1	1	1	2	0
10/8	Ari	16	1	13	2	4	14	.286	2	3	24:13	60	307	5.1	14	31	2.2	276	2	15	291	44	28	.636	0	7	49.6	33.9	7	61	1	1	1	1	0	0	1	0
10/12	at Car																																					
10/23	Was																																					
10/29	SF																																					
11/5	Den																																					
11/19	at Dal																																					
11/26	Chi																																					
12/3	at Sea																																					
12/10	at LAR																																					
12/17	at NYG																																					
12/25	Oak																																					
12/31	Dal																																					
	Totals	87	15	64	8	20	57	.351	2	6	24:28	289	1,730	6.0	80	314	3.9	1,416	12	79	1,495	197	129	.655	3	24	45.0	35.7	33	292	6	5	13	6	4	3	8	1
													346.0			62.8					283.2																	

2017 GAME-BY-GAME INDIVIDUAL LEADERS

EAGLES INDIVIDUAL LEADERS

Date	Opp	Pass Yds.	Rushing Yds.	Receptions	Receiving Yds.	Touchdowns	Sacks	Tackles
9/10	at Was	C.Wentz - 307	L.Blount - 46	Z.Ertz - 8	Z.Ertz - 93	3 Players - 1	B.Graham - 2	J.Mills - 9
9/17	at KC	C.Wentz - 333	C.Wentz - 55	A.Jeffery - 7	Z.Ertz - 97	2 Players - 1	3 Players - 1	2 Players - 6
9/24	vs. NYG	C.Wentz - 176	W.Smallwood - 71	Z.Ertz - 8	A.Jeffery - 56	3 Players - 1	None	J.Mills - 12
10/1	at LAC	C.Wentz - 242	L.Blount - 136	Z.Ertz - 5	Z.Ertz - 81	2 Players - 1	2 Players - 1	J.Hicks - 9
10/8	vs. Ari	C.Wentz - 304	L.Blount - 74	Z.Ertz - 6	N.Agholor - 93	4 Players - 1	2 Players - 1	

OPPONENT INDIVIDUAL LEADERS

Date	Opp	Pass Yds.	Rushing Yds.	Receptions	Receiving Yds.	Touchdowns	Sacks	Tackles
9/10	at Was	K.Cousins - 240	R.Kelley - 30	T.Pryor - 6	T.Pryor - 66	2 Players - 1	P.Smith - 1	Z.Brown - 12
9/17	at KC	A.Smith - 251	K.Hunt - 81	T.Kelce - 8	T.Kelce - 103	K.Hunt - 2	C.Jones - 3	2 Players - 6
9/24	vs. NYG	E.Manning - 366	2 players - 22	O.Beckham - 9	S.Shepard - 133	O.Beckham - 2	3 Players - 1	K.Robinson - 10
10/1	at LAC	P.Rivers - 347	A.Ekeler - 35	2 Players - 5	K.Allen - 138	3 Players - 1	D.Philon - 1	J.Addae - 11
10/8	vs. Ari	C.Palmer - 291	C.Johnson - 21	A.Ellington - 9	J.Nelson - 80	J.Brown - 1	C.Jones - 1	T.Branch - 10

2017 REGULAR SEASON STATISTICS

RED ZONE

Team	Total	TD	FG	MFG	Dwn.	Fbl.	INT	Clk.	Pnt.	TD%	Score%
EAGLES	17	10	5	1	0	0	0	1	84	58.8	88.2
Opponents	13	6	4	0	2	0	1	0	54	46.2	76.9

GOAL-TO-GO

Team	Total	TD	FG	MFG	Dwn.	Fbl.	INT	Clk.	Pnt.	TD%	Score%
EAGLES	7	6	1	0	0	0	0	0	44	85.7	100.0
Opponents	5	4	0	0	1	0	0	0	28	80.0	80.0

EAGLES WEEKLY NFL RANKINGS

	OFFENSE			DEFENSE		
Week	**Rush**	**Pass**	**Total**	**Rush**	**Pass**	**Total**
Week 1	24th	5th	11th	t-10th	15th	10th
Week 2	20th	3rd	5th	14th	16th	12th
Week 3	9th	10th	9th	6th	25th	21st
Week 4	t-3rd	11th	3rd	2nd	30th	24th
Week 5*	5th	9th	3rd	2nd	29th	22nd

*Rankings prior to Monday Night Football

MOST FIRST DOWNS EARNED

Player	Rush	Rec.	Total
Zach Ertz	--	20	20
LeGarrette Blount	12	2	14
Alshon Jeffery	--	14	14
Nelson Agholor	--	11	11
Wendell Smallwood	6	4	10
Carson Wentz	9	--	9
Darren Sproles	4	3	7
Corey Clement	5	1	6
Torrey Smith	--	5	5
Trey Burton	--	2	2
Mack Hollins	--	2	2
Kenjon Barner	1	--	1
Brent Celek	--	1	1
Marcus Johnson	--	1	1

LONGEST DRIVES

	EAGLES	OPPONENTS
MOST PLAYS:	**18** vs. NYG (9/24) 18-90-9:34 Touchdown	**16** at Was. (9/10) 16-66-8:32 Field Goal
MOST YARDS:	**90** vs. NYG (9/24) 18-90-9:34 Touchdown	**83** at KC (9/17) 5-83-2:48 Touchdown
MOST TIME:	**9:34** vs. NYG (9/24) 18-90-9:34 Touchdown	**8:32** at Was. (9/10) 16-66-8:32 Field Goal

LONGEST TOUCHDOWN DRIVES

	EAGLES	OPPONENTS
MOST PLAYS:	**18** vs. NYG (9/24) 18-90-9:34	**10** vs. Ari. (10/8) 10-75-4:01
MOST YARDS:	**90** vs. NYG (9/24) 18-90-9:34	**83** at KC (9/17) 5-83-2:48
MOST TIME:	**9:34** vs. NYG (9/24) 18-90-9:34	**4:01** vs. Ari. (10/8) 10-75-4:01

PENALTY BREAKDOWN

Type of Penalty (Yards Lost)	Phi.	Opp.
Total Penalties	35 (327)	33 (292)
Offensive	16 (151)	14 (110)
Defensive	15 (133)	14 (142)
Special Teams	4 (43)	5 (40)
First Downs Given Up by Penalty	8	12

REPLAY CHALLENGES

	Challenges	No. Overturned
EAGLES	2	1
Opponents	1	1

2017 THIRD-DOWN & DRIVE EFFICIENCY

EAGLES THIRD-AND...

Date	Opponent	1	2	3	4	5	6	7	8	9	10+	Total
9/10	at Was	1-2	0-0	0-1	1-1	0-0	1-1	1-1	0-1	0-1	4-6	8-14
9/17	at KC	1-1	0-0	0-0	2-2	0-0	0-0	2-5	0-0	0-0	3-7	8-15
9/24	vs. NYG	1-1	0-1	1-1	0-1	0-0	2-3	0-1	1-3	0-0	0-3	5-14
10/1	at LAC	2-2	2-3	4-4	0-1	0-0	0-0	0-0	1-3	0-0	0-3	9-16
10/8	vs. Ari	1-1	1-1	1-1	0-0	1-2	1-1	0-0	0-1	0-0	4-7	9-14
Totals:		**6-7**	**3-5**	**6-7**	**3-5**	**1-2**	**4-5**	**3-7**	**2-8**	**0-1**	**11-26**	**39-73**
		85.7	**60.0**	**85.7**	**60.0**	**50.0**	**80.0**	**42.9**	**25.0**	**00.0**	**42.3**	**53.4**

OPPONENTS THIRD-AND...

Date	Opponent	1	2	3	4	5	6	7	8	9	10+	Total
9/10	at Was	0-0	1-1	0-0	0-0	0-0	0-3	0-0	0-1	0-1	2-5	3-11
9/17	at KC	0-0	1-1	1-1	2-4	0-1	1-1	0-1	0-2	0-0	0-1	5-12
9/24	vs. NYG	0-2	1-2	0-0	1-1	1-1	0-1	0-1	0-0	0-0	0-2	3-10
10/1	at LAC	0-0	0-0	0-1	2-2	0-0	0-0	0-0	1-1	0-1	2-5	5-10
10/8	vs. Ari	1-2	0-1	0-1	0-0	0-0	0-0	0-0	1-2	1-3	1-5	4-14
Totals:		**1-4**	**3-5**	**1-3**	**5-7**	**1-2**	**1-5**	**0-2**	**2-6**	**1-5**	**5-18**	**20-57**
		25.0	**60.0**	**33.3**	**71.4**	**50.0**	**20.0**	**00.0**	**33.3**	**20.0**	**27.8**	**35.1**

EAGLES GAME-BY-GAME DRIVES

				Drives Ended By...											
Date	Opponent	Quarterback	Drives	TD	FG	MFG	Punt	Down	INT	FUM	Safety	Clock	Points Yielded	Points Per Drive	Drive Efficiency
9/10	at Was	Wentz	12	2	3	0	4	0	1	1	0	1	22	1.83	41.7
9/17	at KC	Wentz	11	2	2	1	4	0	1	0	0	1	20	1.82	36.4
9/24	vs. NYG	Wentz	13	3	2	1	4	1	0	1	0	1	27	2.08	38.5
10/1	at LAC	Wentz	9	2	4	0	2	0	0	0	0	1	26	2.89	66.7
10/8	vs. Ari	Wentz	11	4	2	0	3	0	1	0	0	1	34	3.09	54.5
Totals:		**Wentz**	56	13	13	2	17	1	3	2	0	5	129	2.30	46.4
		TEAM	**56**	**13**	**13**	**2**	**17**	**1**	**3**	**2**	**0**	**5**	**129**	**2.30**	**46.4**

OPPONENTS GAME-BY-GAME DRIVES

				Drives Ended By...											
Date	Opponent	Quarterback	Drives	TD	FG	MFG	Punt	Down	INT	FUM	Safety	Clock	Points Yielded	Points Per Drive	Drive Efficiency
9/10	at Was	Cousins	10	1	1	0	4	1	1	2	0	0	10	1.00	20.0
9/17	at KC	Smith	10	3	2	0	5	0	0	0	0	0	27	2.70	50.0
9/24	vs. NYG	Manning	12	3	1	0	4	2	2	0	0	0	24	2.00	33.3
10/1	at LAC	Rivers	9	3	1	0	4	0	0	1	0	0	24	2.67	44.4
10/8	vs. Ari	Palmer	11	1	0	1	7	1	0	1	0	0	7	0.64	9.1
Totals:			**52**	**11**	**5**	**1**	**24**	**4**	**3**	**4**	**0**	**0**	**92**	**1.77**	**30.7**

2017 TURNOVER BREAKDOWN

TAKEAWAYS							
Date	**Opponent**	**Turnover**	**Starting L.O.S.**	**Point of Turnover**	**Resulting L.O.S**	**Quarter**	**Result (Points)**
9/10	at Was	J.Hicks FR (F.Cox FF of K.Cousins)	PHI 37	PHI 48	WAS 48	1	Fumble (0)
		T.Burton FR (J.Crowder Muffed Punt)	PHI 20	WAS 40	WAS 39	1	Touchdown (6)
		*J.Mills INT (K.Cousins)	PHI 14	End Zone	PHI 15	4	Punt (0)
		+F.Cox FR (B.Graham FF of K.Cousins)	WAS 32	WAS 24	---	4	Touchdown (8)
9/17	at KC	NONE					
9/24	vs. NYG	R.Douglas INT (E.Manning)	PHI 42	PHI 4	PHI 4	2	Downs (0)
		P.Robinson INT (E.Manning)	NYG 46	PHI 46	PHI 46	3	Touchdown (7)
10/1	at LAC	D.Barnett FR (C.Long FF of P.Rivers)	PHI 39	PHI 41	PHI 32	1	Touchdown (7)
10/8	vs. Ari	(TB) - J.Nelson FUM into EZ (R.McLeod FF)	PHI 29	PHI 1	PHI 20	4	Clock (0)
Totals: 8 takeaways resulting in 28 points							
L.O.S. - Line of scrimmage, ***** - Red zone play, **+** - Touchdown return, **ST** - Special teams play, **(TB)** - Touchback							

GIVEAWAYS							
Date	**Opponent**	**Turnover**	**Starting L.O.S.**	**Point of Turnover**	**Resulting L.O.S**	**Quarter**	**Result (Points)**
9/10	at Was	C.Wentz FUM (M.Foster FR)	WAS 34	WAS 42	50	1	Punt (0)
		+C.Wentz INT (R.Kerrigan)	PHI 20	PHI 24	---	2	Touchdown (7)
9/17	at KC	ST-D.Sproles FUM (J.Winchester FF, A.Sherman FR)	---	PHI 20	PHI 24	2	Field Goal (3)
		C.Wentz INT (C.Jones)	PHI 31	PHI 28	PHI 31	4	Touchdown (7)
9/24	vs. NYG	Z.Ertz FUM (L.Collins FF, E.Apple FR)	PHI 29	PHI 38	PHI 33	4	Touchdown (7)
10/1	at LAC	NONE					
10/8	vs. Ari	(TB) - C.Wentz INT (A.Bethea)	ARI 25	End Zone	ARI 20	2	Blocked FG (0)
Totals: 6 giveaways resulting in 24 points							
L.O.S. - Line of scrimmage, ***** - Red zone play, **+** - Touchdown return, **ST** - Special teams play, **(TB)** - Touchback							

2017 PLAYS OF 20+ YARDS

WEEK 1 - EAGLES at REDSKINS (9/10)

EAGLES: 4 pass, 0 rush		
Description	**Run**	**Pass**
Carson Wentz to Nelson Agholor		58T
Carson Wentz to Torrey Smith		30
Carson Wentz to Alshon Jeffery		24
Carson Wentz to Zach Ertz		23
REDSKINS: 3 pass, 0 rush		
Description	**Run**	**Pass**
Kirk Cousins to Ryan Grant		34
Kirk Cousins to Chris Thompson		29T
Kirk Cousins to Terrelle Pryor		28

WEEK 2 - EAGLES at CHIEFS (9/17)

EAGLES: 3 pass, 1 rush		
Description	**Run**	**Pass**
Carson Wentz to Zach Ertz		53
Carson Wentz to Torrey Smith		24
Carson Wentz run	24	
Carson Wentz to Torrey Smith		22
CHIEFS: 2 pass, 1 rush		
Description	**Run**	**Pass**
Kareem Hunt run	53T	
Alex Smith to Travis Kelce		44
Alex Smith to Chris Conley		35

WEEK 3 - EAGLES vs. GIANTS (9/24)

EAGLES: 0 pass, 2 rush		
Description	**Run**	**Pass**
LeGarrette Blount run	20	
Wendell Smallwood run	20	
GIANTS: 1 pass, 1 rush		
Description	**Run**	**Pass**
Eli Manning to Sterling Shepard		77T
Orleans Darkwa run	20	

WEEK 4 - EAGLES at CHARGERS (10/1)

EAGLES: 4 pass, 1 rush		
Description	**Run**	**Pass**
LeGarrette Blount run	68	
Carson Wentz to Zach Ertz		38
Carson Wentz to Nelson Agholor		36
Carson Wentz to Wendell Smallwood		24
Carson Wentz to LeGarrette Blount		20
CHARGERS: 5 pass, 1 rush		
Description	**Run**	**Pass**
Philip Rivers to Tyrell Williams		75T
Philip Rivers to Keenan Allen		50
Philip Rivers to Keenan Allen		49
Austin Ekeler run	35T	
Philip Rivers to Keenan Allen		21
Philip Rivers to Tyrell Williams		20

WEEK 5 - EAGLES vs. CARDINALS (10/8)

EAGLES: 3 pass, 1 rush		
Description	**Run**	**Pass**
Carson Wentz to Nelson Agholor		72T
Carson Wentz to Torrey Smith		59T
LeGarrette Blount run	37	
Carson Wentz to Corey Clement		22
CARDINALS: 1 pass, 0 rush		
Description	**Run**	**Pass**
Carson Palmer to Jaron Brown		20

THE LAST TIME ...

TEAM

Won in Overtime
Eagles: 11/8/15 - at Dal., 33-27
Opponent:10/30/16 - at Dal., 23-29

Won by Scoring in Last Two Minutes of Regulation
Eagles: 9/24/17 - vs. NYG, 27-24 (last score at 0:00)
Opponent: 12/11/16- vs. Was., 22-27 (last score at 1:53)

Tied Game by Scoring in the Last Two Minutes
Eagles: 9/24/17 - vs. NYG, 27-24 (tied score at 0:51)
Opponent: 11/8/15 - win at Dal., 33-27 ot (tied game at 0:02)

Won in Prime Time
Eagles: 12/22/16 - vs. NYG, 24-19
Opponent: 11/28/16 - vs. GB, 13-27

Shutout
Eagles: 10/12/14 - vs. NYG, 27-0
Opponent: 1/3/10 - at Dal., 0-24

Won by 20-or-more Points
Eagles: 10/8/17 - vs. Ari., 34-7
Opponent: 12/20/15 - vs. Ari., 17-40

Won After Trailing by 20-or-More Points
Eagles: 12/19/10 - at NYG, 38-31 (NYG ahead 31-10 in 4th quarter)
Opponent: 10/2/11 - vs. SF, 23-24 (PHI ahead 23-3 in 3rd quarter)

Held a 28-or-More Point Lead
Eagles: 9/25/16 - win vs. Pit., 34-3
Opponent: 12/4/16 - loss at Cin., 14-32

Held a 21-or-More Point Lead
Eagles: 10/8/17 - win vs. Ari., 34-7
Opponent: 12/4/16 - loss at Cin., 14-32

Held a 17-or-More Point Lead
Eagles: 10/8/17 - win vs. Ari., 34-7
Opponent: 12/4/16 - loss at Cin., 14-32

Scored 20-or-More Points in a Quarter
Eagles: 10/8/17 - win vs. Ari., 34-7 (21, 1st Q)
Opponent: 9/24/17 - win vs. NYG, 27-24 (24, 4th Q)

Scored 20-or-More Points in a Half
Eagles: 10/8/17 - win vs. Ari., 34-7 (21, 1st half)
Opponent: 9/24/17 - win vs. NYG, 27-24 (24, 2nd half)

Held Opponent without a Touchdown
Eagles: 9/25/16 - win vs. Pit., 34-3
Opponent: 10/20/13 - loss vs. Dal., 17-3

Touchdowns Scored by Offense and Defense
Eagles: 9/10/17 - win at Was., 30-17 (2 offense, 1 defense)
Opponent: 9/10/17 - win at Was., 30-17 (1 offense, 1 defense)

Touchdowns by Offense, Defense and Special Teams
Eagles: 12/6/15 - win at NE, 35-28 (2 offense, 1 defense, 2 ST)
Opponent: 11/16/14 - loss at GB, 53-20 (4 offense, 2 defense, 1 ST)

TEAM - Cont.

No Turnovers
Eagles: 10/1/17 - win at LAC, 26-24
Opponent: 9/17/17 - loss at KC, 20-27

Touchdown Scored on First Drive
Eagles: 10/8/17 - win vs. Ari, 34-7
Opponent: 12/18/16 - loss at Bal., 26-27

Successful Two-Point Conversion
Eagles: 9/10/17 - A.Jeffery pass from C.Wentz at Was.
Opponent: 12/26/15 - J.Crowder pass from K.Cousins vs. Was.

Failed Two-Point Conversion Attempt
Eagles: 12/18/16 - Pass failed from C.Wentz to J.Matthews at Bal.
Opponent: 12/11/16 - Pass failed from K.Cousins to J.Reed vs. Was.

TOTAL OFFENSE

500-or-More Total Net Yards of Offense
Eagles: 10/11/15 - vs. NO (519; 186 rushing, 333 passing)
Opponent: 1/3/16 - at NYG (502; 208 rushing, 294 passing)

400-or-More Total Net Yards of Offense
Eagles: 10/8/17 - vs. Ari. (419; 122 rushing, 297 passing)
Opponent: 10/1/17 - at LAC (400; 58 rushing, 342 passing)

RUSHING

300-or More Net Yards Rushing by Team
Eagles: 9/3/00 - at Dal. (306)
Opponent: 9/25/60 - vs. Cle. (329)

200-or-More Net Yards Rushing by Team
Eagles: 10/1/17 - at LAC (214)
Opponent: 10/16/16 - at Was. (230)

Individual 200-Yard Rushing Game
Eagles: 12/8/13 - LeSean McCoy (29-217-2TDs) vs. Det.
Opponent: 11/22/15 - Doug Martin (27-235-0TDs) vs. TB

Individual 150-Yard Rushing Game
Eagles: 11/27/14 - LeSean McCoy (25-159-1TD) at Dal.
Opponent: 1/3/16 - Rashad Jennings (27-170-1TD) at NYG

Individual 100-Yard Rushing Game
Eagles: 10/1/17 - LeGarrette Blount (16-136) at LAC
Opponent: 10/16/16 - Matt Jones (16-135-1TD) at Was.

Two 100-Yard Rushers in the Same Game
Eagles: 12/22/13 - L.McCoy (18-133-2TDs) & B.Brown (9-115-1TD) vs. Det.
Opponent: 10/30/05 - M.Anderson (21-126-1TD) and T.Bell (14-107-2TDs) at Den.

Consecutive 100-Yard Rushing Games
Eagles: 11/23/14-11/27/14 - L.McCoy (21-130-1TD) vs. Ten. & (25-159-1TD) at Dal.
Opponent: 10/25/15-11/8/15 - J.Stewart (24-125-0TDs) at Car.; D.McFadden (27-117-0TDs) at Dal.

THE LAST TIME ...

RUSHING - Cont.

Combined 200-Yards Rushing by Two Players
Eagles: 12/22/13 - 248 by L.McCoy (18-133-2TDs) & B.Brown (9-115-1TD) vs. Det.
Opponent: 11/20/15 - 187 by D.Johnson (29-187-3TDs) & K.Williams (6-34-0TDs) vs. Ari.

Individual with 30-or-More Carries
Eagles: 9/9/13 - LeSean McCoy (31-184-1TD) at Was.
Opponent: 12/14/14 - DeMarco Murray (31-81-2TD) vs. Dal.

Individual with 25-or-More Carries
Eagles: 11/27/14 - LeSean McCoy (25-159-1TD) at Dal.
Opponent: 1/3/16 - Rashad Jennings (27-170-1TD) at NYG

Rushing Play of 80-or-More Yards
Eagles: 10/1/00 - 85t by Brian Mitchell vs. Atl.
Opponent: 11/22/15 - 84 by Doug Martin vs. TB

Rushing Play of 60-or-More Yards
Eagles: 10/1/17 - 68 by LeGarrette Blount at LAC
Opponent: 11/20/16 - 72t by C.J. Prosise at Sea.

Rushing Play of 40-or-More Yards
Eagles: 10/1/17 - 68 by LeGarrette Blount at LAC
Opponent: 9/17/17 - 53 by Kareem Hunt at KC

Individual with Three-or-More Rushing Touchdowns
Eagles: 12/18/11 - LeSean McCoy (18-102-3TDs) vs. NYJ
Opponent: 12/20/15 - David Johnson (29-187-3TDs) vs. Ari.

Individual with Two-or-More Rushing Touchdowns
Eagles: 11/13/16 - Ryan Mathews (19-109-2TDs) vs. Atl.
Opponent: 9/17/17 - Kareem Hunt (13-81-2TDs) at KC

PASSING

400 Net Yards Passing by Team
Eagles: 10/26/14 - at Ari. (411)
Opponent: 12/28/14 - at NYG (429)

300 Net Yards Passing by Team
Eagles: 12/4/16 - at Cin. (306)
Opponent: 10/1/17 - at LAC (342)

Individual with 50-or-More Pass Attempts
Eagles: 12/4/16 - Carson Wentz (60-36-308-3-1TD) at Cin.
Opponent: 12/22/16 - Eli Manning (63-38-356-3-1TD) vs. NYG

Individual with 40-or-More Pass Attempts
Eagles: 9/17/17 - Carson Wentz (46-25-333-1-2TDs) at KC
Opponent: 10/8/17 - Carson Palmer (44-28-291-0-1TD) vs. Ari.

Individual with 30-or-More Pass Completions
Eagles: 12/11/16 - Carson Wentz (46-32-314-1-1TD) vs. Was.
Opponent: 9/24/17 - Eli Manning (47-35-366-2-3TDs) vs. NYG

Individual with 25-or-More Pass Completions
Eagles: 9/17/17 - Carson Wentz (46-25-333-1-2TDs) at KC
Opponent: 10/8/17 - Carson Palmer (44-28-291-0-1TD) vs. Ari.

PASSING - Cont.

Individual 300-Yard Passing Game
Eagles: 10/8/17 - Carson Wentz (30-21-304-1-4TDs) vs. Ari.
Opponent: 10/1/17 - Philip Rivers (38-22-347-0-2TDs) at LAC

Consecutive 300-Yard Passing Games
Eagles: 9/10/17 - 9/17/17 - Carson Wentz (39-26-307-1-2TDs) at Was. & (46-25-333-1-2TDs) at KC
Opponent: 9/24/17 - 10/1/17 - Eli Manning (47-35-366-2-3TDs) vs. NYG & Philip Rivers (38-22-347-0-2TDs) at LAC

Individual with Four-or-More Touchdown Passes
Eagles: 10/8/17 - Carson Wentz (30-21-304-1-4TDs) vs. Ari.
Opponent: 11/6/16 - Eli Manning (36-22-257-2-4TDs) at NYG

Individual with Three-or-More Touchdown Passes
Eagles: 10/8/17 - Carson Wentz (30-21-304-1-4TDs) vs. Ari.
Opponent: 9/24/17 - Eli Manning (47-35-366-2-3TDs) vs. NYG

No Sacks Allowed
Eagles: 12/22/16 - vs. NYG (25 attempts - Carson Wentz/Chase Daniel)
Opponent: 9/24/17 - vs. NYG (47 attempts - Eli Manning)

RECEIVING

Individual with 10-or-more Receptions
Eagles: 1/1/17 - Zach Ertz (13-139-2TDs) vs. Dal.
Opponent: 12/22/16 - Odell Beckham Jr. (11-150) vs. NYG

Individual with 150-Yard Receiving Game
Eagles: 1/3/16 - Zach Ertz (9-152) at NYG
Opponent: 12/22/16 - Odell Beckham Jr. (11-150) vs. NYG

Individual with 100-Yard Receiving Game
Eagles: 1/1/17 - Zach Ertz (13-139-2TDs) vs. Dal.
Opponent: 10/1/17 - Keenan Allen (5-138) & Tyrell Williams (5-115-1TD) at LAC

Two 100-Yard Receivers in the Same Game
Eagles: 12/26/15 - Zach Ertz (13-122) & Jordan Matthews (6-104-1TD) vs. Was.
Opponent: 10/1/17 - Keenan Allen (5-138) & Tyrell Williams (5-115-1TD) at LAC

Consecutive 100-Yard Receiving Games
Eagles: 12/26/15-1/3/16 - Zach Ertz (13-122) vs. Was. & (9-152) at NYG
Opponent: 9/17/17-10/1/17 - Travis Kelce (8-103-1TD) at KC; Sterling Shepard (7-133-1TD) vs. NYG; Keenan Allen (5-138) & Tyrell Williams (5-115-1TD) at LAC

Individual with Three-or-More TD Receptions
Eagles: 11/3/13 - Riley Cooper (5-139-3TDs) at Oak.
Opponent: 11/26/15 - Calvin Johnson (8-93-3TDs) at Det.

Individual with Two-or-More TD Receptions
Eagles: 1/1/17 - Zach Ertz (13-139-2TDs) vs. Dal.
Opponent: 9/24/17 - Odell Beckham Jr. (9-79-2TDs) vs. NYG

Pass Play of 80-or-More Yards
Eagles: 12/12/10 - 91t, Michael Vick to DeSean Jackson at Dal.
Opponent: 12/11/16 - 80t, Kirk Cousins to DeSean Jackson vs. Was.

THE LAST TIME ...

RECEIVING - Cont.

Pass Play of 60-or-More Yards
Eagles: 10/8/17 - 72t, Carson Wentz to Nelson Agholor vs. Ari.
Opponent: 10/1/17 - 75t, Philip Rivers to Tyrell Williams at LAC

Pass Play of 40-or-More Yards
Eagles: 10/8/17 - 72t, Carson Wentz to Nelson Agholor; 59t, Carson Wentz to Torrey Smith
Opponent: 10/1/17 - 75t, Philip Rivers to Tyrell Williams; 50, Philip Rivers to Keenan Allen; 49, Philip Rivers to Keenan Allen

NOTABLE OFFENSIVE COMBINATIONS

Led Team in Rushing & Receiving Yds. in Same Game
Eagles: 12/30/12 - LeSean McCoy (10-45 rush, 5-61 rec.) at NYG
Opponent: 12/8/13 - Joique Bell (23-69-1TD rush, 4-58 rec.) vs. Det.

100-Yard Rusher & Receiver in the Same Game
Eagles: 11/27/14 - LeSean McCoy (25-159-1TD rush) & Jeremy Maclin (8-108 rec.) at Dal.
Opponent: 11/8/15 - Darren McFadden (27-117 rush) & Cole Beasley (9-112-2TDs rec.), Dez Bryant (5-104-1TD rec.) at Dal.

100-Yard Rusher, 100-Yard Receiver & 300-Yard Passer in the Same Game
Eagles: 9/23/07 - Brian Westbrook (14-110-2TDs rush & 5-111-1TD rec.), Kevin Curtis (11-221-3TDs rec.) & Donovan McNabb (26-21-381-0-4TDs) vs. Det.
Opponent: 12/11/05 - Tiki Barber (32-124 rush), Jeremy Shockey (10-107 rec.) & Eli Manning (44-28-312-3-1TD) vs. NYG

Individual with at Least One Rushing and Receiving Touchdown in the Same Game
Eagles: 9/14/15 - DeMarco Murray (8-9-1TD rush, 4-11-1TD rec.) at Atl.
Opponent: 10/25/15 - Mike Tolbert (3-16-1TD rush, 1-2-1TD rec.) at Car.

Individual with at Least One Rushing Touchdown and One Touchdown Pass in the Same Game
Eagles: 11/27/14 - Mark Sanchez (29-20-217-0-1TD pass, 7-28-1TD rush) at Dal.
Opponent: 10/30/16 - Dak Prescott (39-19-287-1-2TDs pass, 7-38-1TD rush) at Dal.

DEFENSE

Held Opponent Under 200 Yards Total Offense
Eagles: 1/1/17 - vs. Dal. (195; 69 rushing, 126 passing)
Opponent: 12/7/14 - vs. Sea. (139; 57 rushing, 82 passing)

Held Opponent Under 300 Yards Total Offense
Eagles: 9/10/17 - at Was. (264; 64 rushing, 200 passing)
Opponent: 12/22/16 - vs. NYG (286; 118 rushing, 168 passing)

Held Opponent Under 50 Yards Rushing
Eagles: 10/8/17 - vs. Ari. (31)
Opponent: 12/26/15 - vs. Was. (45)

Held Opponent Under 75 Yards Rushing
Eagles: 10/8/17 - vs. Ari. (31)
Opponent: 9/10/17 - at Was. (58)

DEFENSE - Cont.

Held Opponent Under 100 Yards Rushing
Eagles: 10/8/17 - vs. Ari. (31)
Opponent: 9/10/17 - at Was. (58)

Held Opponent Under 100 Net Yards Passing
Eagles: 12/13/12 - vs. Cin. (92)
Opponent: 12/7/14 - vs. Sea. (82)

Held Opponent Under 150 Net Yards Passing
Eagles: 1/1/17 - vs. Dal. (126)
Opponent: 10/23/16 - vs. Min. (138)

Interception Return for a Touchdown
Eagles: 12/22/16 - M.Jenkins, 34 yards (QB E.Manning) vs. NYG
Opponent: 9/10/17 - R.Kerrigan, 24 yards (QB C.Wentz) at Was.

Individual with Three-or-More Interceptions
Eagles: 10/16/11 - K.Coleman (3) at Was. (QB R.Grossman)
Opponent: 12/2/07 - L.Tatupu (3) vs. Sea. (QB A.J. Feeley)

Individual with Two-or-More Interceptions
Eagles: 1/1/17 - J.Hicks (2) vs. Dal. (QB M.Sanchez)
Opponent: 12/4/16 - V.Burfict (2) at Cin. (QB C.Wentz)

Fumble Recovered for Touchdown
Eagles: 9/10/17 - F.Cox recovered K.Cousins fumble forced by B.Graham and returned it 20 yards for a touchdown at Was.
Opponent: 12/26/15 - D.Hall recovered S.Bradford fumble and returned it 17 yards for a touchdown vs. Was.

Safety Scored
Eagles: 9/11/16 - R.Griffin III aborted snap. Cameron Erving credited with fumble on high snap, ball out of bounds in end zone
Opponent: 11/23/08 - S.Rocca punt blocked by J.McClain out of bounds in end zone at Bal.
1/11/09 - Intentional grounding penalty enforced on D.McNabb in end zone (NFC-D) at NYG

Seven-or-More Sacks by Team
Eagles: 11/10/14 - vs. Car. (9)
Opponent: 11/5/12 - at NO (7)

Six-or-More Sacks by Team
Eagles: 10/23/16 - vs. Min. (6)
Opponent: 9/17/17 - at KC (6)

Five-or-More Sacks by Team
Eagles: 10/11/15 - vs. NO (5)
Opponent: 9/17/17 - at KC (6)

Individual with Three-or-More Sacks
Eagles: 10/11/15 - F.Cox (3.0 sacks of D.Brees) vs. NO
Opponent: 9/17/17 - C.Jones (3.0 sacks of C.Wentz) at KC

Individual with Two-or-More Sacks
Eagles: 9/10/17 - B.Graham (2.0 sacks of K.Cousins) at Was.
Opponent: 9/17/17 - C.Jones (3.0 sacks of C.Wentz) at KC

THE LAST TIME ...

SPECIAL TEAMS

Kickoff Return for a Touchdown
Eagles: 10/23/16 - Josh Huff, 98 yards vs. Min.
Opponent: 12/8/13 - Jeremy Ross, 98 yards vs. Det.

Kickoff Return for a Touchdown to Start a Game
Eagles: 11/23/14 - Josh Huff, 107 yards vs. Ten.
Opponent: 10/12/03 - Randal Williams, 37 yards at Dal.

Punt Return for a Touchdown
Eagles: 12/6/15 - Darren Sproles, 83 yards at NE
Opponent: 9/19/16 - Eddie Royal, 65 yards at Chi.

Blocked Punt Recovered for Touchdown
Eagles: 12/6/15 - N.Goode returned R.Allen's blocked punt (blocked by C.Maragos) 24 yards at NE
Opponent: 9/20/15 - K.Wilber returned D.Jones' blocked punt (blocked by D.McCray) 26 yards vs. Dal.

Blocked Punt
Eagles: 1/1/17 - S.Means blocked C.Jones' punt vs. Dal.
Opponent: 11/15/15 - Z.Vigil blocked D.Jones' punt vs. Mia.

Blocked PAT
Eagles: 11/20/16 - B.Logan, PAT attempt by S.Hauschka at Sea.
Opponent: 12/13/09 - F.Robbins, PAT attempt by D.Akers vs. NYG

Missed (not blocked) PAT
Eagles: 9/10/17 - Caleb Sturgis at Was.
Opponent: 12/4/16 - Mike Nugent at Cin.

Blocked Field Goal
Eagles: 10/8/17 - P.Robinson, 51-yd attempt by P.Dawson vs. Ari.
Opponent: 11/6/16 - J.Pierre-Paul, 40-yd attempt by C.Sturgis at NYG

SPECIAL TEAMS - Cont.

Blocked Field Goal returned for a TD
Eagles: 10/23/05 - Matt Ware, 65-yd. return after Quintin Mikell blocked a 40-yd. att. by Nate Kaeding vs. SD
Opponent: 12/7/08 - Kevin Dockery, 71-yd. return after Justin Tuck blocked a 32-yd. att. by D.Akers at NYG

Individual with Five-or More Field Goals
Eagles: 11/23/14 - Cody Parkey (5-6) vs. Ten.
Opponent: 10/27/13 - Josh Brown (5-5) vs. NYG

Individual with Four-or More Field Goals
Eagles: 10/1/17 - Jake Elliott (4-4) at LAC
Opponent: 12/22/16 - Robbie Gould (4-4) vs. NYG

Successful Onsides Kick
Eagles: 9/17/17 - J.Elliott kick recovered by T.Burton at KC (4th Q)
Opponent: 12/6/15 - S.Gostkowski kick recovered by R.Melvin at NE (4th Q)

Failed Onsides Kick Attempt
Eagles: 12/18/16 - C.Sturgis kick recovered by A.Levine at Bal. (4th Q)
Opponent: 10/23/16 - B.Walsh kick out of bounds vs. Min. (4th Q)

Touchdown off of Fake Field Goal
Eagles: 12/24/1989 - C.Carter 22-yard pass from R.Ruzek vs. Pho.
Opponent: 12/20/1998 - Holder E.Bjornson 7-yard run at Dal.

Touchdown off of Fake Punt
Eagles: 9/29/02 - B.Dawkins 57 yard pass from B.Mitchell vs. Hou.
Opponent: N/A

ALL-TIME REGULAR SEASON SERVICE

MOST SEASONS PLAYED

	Name	Seasons
1.	Chuck Bednarik (1949-1962)	14
2.	Brian Dawkins (1996-2008)	13
	Harold Carmichael (1971-1983)	13
	Frank (Bucko) Kilroy (1943-1955)	13
	Vic Sears (1941-1953)	13
6.	David Akers (1999-2010)	12
	Jerry Sisemore (1973-1984)	12
	Bobby Walston (1951-1962)	12

MOST CONSECUTIVE GAMES PLAYED

	Name	Games
1.	Jon Dorenbos (2006-2016)	162
	Harold Carmichael (1972-1983)	162
3.	Randy Logan (1973-1983)	159
4.	Bobby Walston (1951-1962)	148
5.	Jon Runyan (2000-2008)	144
6.	Ken Clarke (1977-1987)	139
7.	Herman Edwards (1977-1985)	135
8.	Frank LeMaster (1974-1982)	129
9.	Sheldon Brown (2002-2009)	128
10.	Jerry Sisemore (1974-1982)	127

MOST REGULAR SEASON GAMES PLAYED

	Name	Pos	Years	Seasons	GP
1.	David Akers	K	1999-2010	12	188
2.	Brian Dawkins	FS	1996-2008	13	183
3.	Harold Carmichael	WR	1971-1983	13	180
4.	Chuck Bednarik	C/LB	1949-1962	14	169
5.	Tra Thomas	T	1998-2008	11	166
6.	**Brent Celek**	**TE**	**2007-2017**	**11**	**164**
7.	Jon Dorenbos	LS	2006-2016	11	162
8.	Randy Logan	S	1973-1983	11	159
9.	Guy Morriss	C	1973-1983	11	158
10.	Jerry Sisemore	T	1973-1984	12	156
11.	Trent Cole	DE/LB	2005-2014	10	155
12.	Donovan McNabb	QB	1999-2009	11	148
	Ken Clarke	DT	1978-1987	10	148
	Bobby Walston	K/WR	1951-1962	12	148
15.	Jon Runyan	T	2000-2008	9	144
16.	Ron Jaworski	QB	1977-1986	10	142
17.	William Thomas	LB	1991-1999	9	140
18.	Andre Waters	SS	1984-1993	10	137
	Wes Hopkins	FS	1983-1993	10	137
20.	Herman Edwards	DB	1977-1985	9	135

MOST GAMES PLAYED BY POSITION

Quarterbacks		Pos	Years	Seasons	GP
1.	Donovan McNabb	QB	1999-2009	11	148
2.	Ron Jaworski	QB	1977-1986	10	142
3.	Randall Cunningham	QB	1985-1995	11	122
4.	Norm Snead	QB	1964-1970	7	85
5.	Sonny Jurgensen	QB	1957-1963	7	83

Offensive Linemen		Pos	Years	Seasons	GP
1.	Chuck Bednarik	C/LB	1949-1962	14	169
2.	Tra Thomas	T	1998-2008	11	166
3.	Guy Morriss	C	1973-1983	11	158
4.	Jerry Sisemore	T	1973-1984	12	156
5.	Jon Runyan	T	2000-2008	9	144

WRs/TEs		Pos	Years	Seasons	GP
1.	Harold Carmichael	WR	1971-1983	13	180
2.	**Brent Celek**	**TE**	**2007-2017**	**11**	**164**
3.	Bobby Walston	K/WR	1951-1962	12	148
4.	Pete Retzlaff	E	1956-1966	11	132
5.	Charles Smith	WR	1974-1981	8	118

Running Backs		Pos	Years	Seasons	GP
1.	Tom Woodeshick	B	1963-1971	9	111
2.	Brian Westbrook	RB	2002-2009	8	107
3.	Keith Byars	RB	1986-1992	7	105
4.	Wilbert Montgomery	RB	1977-1984	8	100
5.	Duce Staley	RB	1997-2003	7	98

Defensive Linemen		Pos	Years	Seasons	GP
1.	Trent Cole	DE/LB	2005-2014	10	155
2.	Ken Clarke	DT	1978-1987	10	148
3.	Vic Sears	DT	1941-1953	12	131
4.	Hollis Thomas	DT	1996-2005	10	126
5.	Clyde Simmons	DE	1986-1993	8	124

Linebackers		Pos	Years	Seasons	GP
1.	Chuck Bednarik	C/LB	1949-1962	14	169
2.	William Thomas	LB	1991-1999	9	140
3.	John Bunting	LB	1972-1982	11	132
4.	Frank LeMaster	LB	1974-1982	9	129
5.	Seth Joyner	LB	1986-1993	8	120

Secondary		Pos	Years	Seasons	GP
1.	Brian Dawkins	FS	1996-2008	13	183
2.	Randy Logan	S	1973-1983	11	159
3.	Andre Waters	SS	1984-1993	10	137
	Wes Hopkins	FS	1983-1993	10	137
5.	Herman Edwards	DB	1977-1985	9	135
6.	Nate Ramsey	DB	1963-1972	10	134
7.	Sheldon Brown	CB	2002-2009	8	128
8.	Quintin Mikell	S	2003-2010	8	123
9.	Bobby Taylor	CB	1995-2003	9	119
10.	Troy Vincent	CB	1996-2003	8	118
	Brenard Wilson	S	1979-1986	8	118

Kickers		Pos	Years	Seasons	GP
1.	David Akers	K	1999-2010	12	188
2.	Bobby Walston	K/WR	1951-1962	12	148
3.	Sam Baker	K	1964-1969	6	82
4.	Tony Franklin	K	1979-1983	5	73
5.	Paul McFadden	K	1984-1987	4	60

Punters		Pos	Years	Seasons	GP
1.	Max Runager	P	1979-83, 1989	6	72
2.	**Donnie Jones**	**P**	**2013-2017**	**5**	**69**
3.	Sean Landeta	P	1999-02, 2005	5	65
4.	Sav Rocca	P	2007-2010	4	64
	Jeff Feagles	P	1990-1993	4	64
	Tom Hutton	P	1995-1998	4	64

ALL-TIME REGULAR SEASON SCORING

ALL-TIME LEADING SCORERS

	Player	Years	Games	TDs	XPM	XPA	FGM	FGA	2pt	Pts
1.	David Akers	1999-2010 (12)	188	0	441	447	294	357	0	1323
2.	Bobby Walston (WR/K)	1951-1962 (12)	148	46	365	383	80	157	0	881
3.	Sam Baker	1964-1969 (6)	82	0	205	213	90	153	0	475
4.	Harold Carmichael (WR)	1971-1983 (13)	180	79	0	0	0	0	0	474
5.	Steve Van Buren (B)	1944-1951 (8)	83	77	2	2	0	0	0	464
6.	Tony Franklin	1979-1983 (5)	73	0	172	182	80	128	0	412
7.	Brian Westbrook (RB)	2002-2009 (8)	107	68	0	0	0	0	1	410
8.	Tommy McDonald (FL)	1957-1963 (7)	88	67	0	0	0	0	0	402
9.	Paul McFadden	1984-1987 (4)	60	0	117	119	91	124	0	390
10.	Roger Ruzek	1989-1993 (5)	58	0	139	151	81	108	0	382
11.	Pete Pihos (E)	1947-1955 (9)	107	63	0	0	0	0	0	378
12.	Timmy Brown (B)	1960-1967 (8)	96	62	0	0	0	0	0	372
13.	Mike Quick (WR)	1982-1990 (9)	101	61	0	0	0	0	0	366
14.	Wilbert Montgomery (RB)	1977-1984 (8)	100	58	0	0	0	0	0	348
15.	Alex Henery	2011-2013 (3)	48	0	116	117	74	86	0	338
16.	LeSean McCoy (RB)	2009-2014 (6)	90	54	0	0	0	0	1	326
17.	Tom Dempsey	1971-1974 (4)	47	0	84	90	66	108	0	282
	Pete Retzlaff (E)	1956-1966 (11)	132	47	0	0	0	0	0	282
19.	Cliff Patton	1946-1950 (5)	52	0	160	166	28	61	0	244
20.	DeSean Jackson (WR)	2008-2013 (6)	87	39	0	0	0	0	0	234

MOST POINTS, SEASON

	Player	Year	TDs	XPM	XPA	FGM	FGA	2pt	Pts
1.	Cody Parkey	2014	0	54	54	32	36	0	150
2.	David Akers	2008	0	45	45	33	40	0	144
3.	David Akers	2010	0	47	47	32	38	0	143
4.	David Akers	2009	0	43	45	32	37	0	139
5.	**Caleb Sturgis**	**2016**	**0**	**30**	**31**	**35**	**41**	**0**	**135**
6.	David Akers	2002	0	43	43	30	34	0	133
7.	David Akers	2004	0	41	42	27	32	0	122
8.	David Akers	2000	0	34	36	29	33	0	121
9.	LeSean McCoy (RB)	2011	20	0	0	0	0	0	120
10.	Alex Henery	2011	0	46	46	24	27	0	118

Led NFL Led Conference

LONGEST FIELD GOALS

PLAYER	GAME	LG
1. Jake Elliott	**9/24/17 vs. Giants**	**61**
2. Tony Franklin	11/12/79 at Cowboys	59
3. David Akers	9/14/03 vs. Patriots	57
4. Caleb Sturgis	**10/30/16 at Cowboys**	**55**
5. Cody Parkey	10/26/14 at Cardinals	54
Tom Dempsey	12/12/71 vs. StL Cardinals	54
7. Jake Elliott	**10/1/17 at LA Chargers**	**53**
Caleb Sturgis	**9/19/16 at Bears**	**53**
Caleb Sturgis	**11/8/15 at Cowboys**	**53**
David Akers	9/30/07 at Giants	53
David Akers	10/24/99 at Dolphins	53
Roger Ruzek	12/9/90 at Dolphins	53

ALL-TIME SCORING

TDs by rushing	1,017
TDs by reception	1,578
TDs by INT return	99
TDs by kickoff return	29
TDs by punt return	32
TDs by fumble return	76
TDs by blocked punt	11
FGs made	1,291

MOST TOUCHDOWNS, Career

	PLAYER	TDS
1.	Harold Carmichael (WR)	79
2.	Steve Van Buren (B)	77
3.	Brian Westbrook (RB)	68
4.	Tommy McDonald (FL)	67
5.	Pete Pihos (E)	63
6.	Timmy Brown (B)	62
7.	Mike Quick (WR)	61
8.	Wilbert Montgomery (RB)	58
9.	LeSean McCoy (RB)	54
10.	Pete Retzlaff (E)	47

MOST FGs MADE, Career

	PLAYER	FGM
1.	David Akers	294
2.	Paul McFadden	91
3.	Sam Baker	90
4.	Roger Ruzek	81
5.	Tony Franklin	80
	Bobby Walston (WR/K)	80
7.	Alex Henery	74
8.	Tom Dempsey	66
9.	**Caleb Sturgis**	**56**
10.	Gary Anderson	47

MOST FGAs, Career

	PLAYER	FGA
1.	David Akers	357
2.	Bobby Walston (WR/K)	157
3.	Sam Baker	153
4.	Tony Franklin	128
5.	Paul McFadden	124
6.	Roger Ruzek	108
	Tom Dempsey	108
8.	Alex Henery	86
9.	**Caleb Sturgis**	**66**
10.	Cliff Patton	61

MOST PATs MADE, Career

	PLAYER	XPM
1.	David Akers	441
2.	Bobby Walston (WR/K)	365
3.	Sam Baker	205
4.	Tony Franklin	172
5.	Cliff Patton	160
6.	Roger Ruzek	139
7.	Paul McFadden	117
8.	Alex Henery	116
9.	Roy Zimmerman	89
10.	Tom Dempsey	84

MOST PATs ATT., Career

	PLAYER	XPA
1.	David Akers	447
2.	Bobby Walston (WR/K)	383
3.	Sam Baker	213
4.	Tony Franklin	182
5.	Cliff Patton	166
6.	Roger Ruzek	151
7.	Paul McFadden	119
8.	Alex Henery	117
9	Roy Zimmerman	98
10.	Tom Dempsey	90

ALL-TIME REGULAR SEASON SCORING

TOP SINGLE-GAME SCORING PERFORMANCES

MOST POINTS, Game

	PLAYER	GAME	PTS
1.	Bobby Walston (WR/K)	10/17/1954 at Redskins	25
2.	Brian Westbrook (RB)	11/27/2008 vs. Cardinals	24
	Irving Fryar (WR)	10/20/1996 vs. Dolphins	24
	Wilbert Montgomery (RB)	10/7/1979 vs. Redskins	24
	Wilbert Montgomery (RB)	9/10/1978 at Redskins	24
	Ben Hawkins (FL)	9/28/1969 vs. Steelers	24
	Tommy McDonald (FL)	10/4/1959 vs. Giants	24
	Clarence Peaks (B)	11/16/1958 vs. Chi. Cardinals	24

MOST TOUCHDOWNS, Game

	PLAYER	GAME	TDS
1.	Brian Westbrook (RB)	11/27/2008 vs. Cardinals	4
	Irving Fryar (WR)	10/20/1996 vs. Dolphins	4
	Wilbert Montgomery (RB)	10/7/1979 vs. Redskins	4
	Wilbert Montgomery (RB)	9/10/1978 at Redskins	4
	Ben Hawkins (FL)	9/28/1969 vs. Steelers	4
	Tommy McDonald (FL)	10/4/1959 vs. Giants	4
	Clarence Peaks (B)	11/16/1958 vs. Chi. Cardinals	4

MOST FIELD GOALS MADE, Game

	PLAYER	GAME	FGM
1.	Tom Dempsey	11/12/1972 at Houston Oilers	6
2.	Cody Parkey	11/23/2014 vs. Titans	5
	Alex Henery	10/6/2013 at Giants	5
	David Akers	11/18/2001 at Cowboys	5
	Gary Anderson	12/22/1996 vs. Ari. Cardinals	5
	Gary Anderson	10/1/1995 at Saints	5

MOST FIELD GOALS ATTEMPTED, Game

	PLAYER	GAME	FGA
1.	Tom Dempsey	11/12/1972 at Houston Oilers	7
	Sam Baker	12/5/1965 vs. Cowboys	7
3.	Cody Parkey	11/23/2014 vs. Titans	6
	David Akers	10/3/2004 at Bears	6
	Tom Dempsey	10/7/1973 at Bills	6

MOST CONSECUTIVE FIELD GOALS MADE

	PLAYER (YEARS)	FGs
1.	Alex Henery (2012)	22
2.	**Caleb Sturgis (2016)**	**18**
3.	Cody Parkey (2014)	17
	Alex Henery (2011-12) (16 in 2011, 1 in 2012)	17
	David Akers (2009)	17
	David Akers (2001)	17
7.	David Akers (2008)	15
	David Akers (2004)	15
9.	David Akers (2003)	13
	David Akers (1999-2000) (1 in 1999, 12 in 2000)	13

MOST TOUCHDOWNS, Season

	PLAYER (YEAR)	TDS
1.	LeSean McCoy (2011)	20
2.	Steve Van Buren (1945)	18
3.	Brian Westbrook (2008)	14
	Terrell Owens (2004)	14
	Wilbert Montgomery (1979)	14
	Steve Van Buren (1947)	14

MOST FGs MADE, Season

	PLAYER (YEAR)	FGM
1.	**Caleb Sturgis (2016)**	**35**
2.	David Akers (2008)	33
3.	Cody Parkey (2014)	32
	David Akers (2010)	32
	David Akers (2009)	32

MOST FGA, Season

	PLAYER (YEAR)	FGA
1.	**Caleb Sturgis (2016)**	**41**
2.	David Akers (2008)	40
	Tom Dempsey (1973)	40
4.	David Akers (2010)	38
5.	David Akers (2009)	37
	Paul McFadden (1984)	37

MOST PATs ATTEMPTED, Season

	PLAYER (YEAR)	XPA
1.	Cody Parkey (2014)	54
2.	Cliff Patton (1948)	50
3.	(4 times) last by David Akers (2006)	48

MOST PATs MADE, Season

	PLAYER (YEAR)	XPM
1.	Cody Parkey (2014)	54
2.	Cliff Patton (1948)	50
3.	David Akers (2006)	48
	Tony Franklin (1980)	48
5.	David Akers (2010)	47

MOST CONSECUTIVE GAMES WITH A TD

	PLAYER (YEAR)	GAMES
1.	LeSean McCoy (2011)	9
2.	Steve Van Buren (1947)	8
3.	(5 times) last by Ricky Watters (1995)	6

MOST CONSECUTIVE PATs MADE

	PLAYER (YEARS)	XPM
1.	David Akers (2004-2009)	173
2.	David Akers (2001-04)	153
3.	Cliff Patton (1947-49)	84

ALL-TIME REGULAR SEASON PASSING

ALL-TIME LEADING PASSERS

	Player	Years	Gm	Att	Cmp	Pct	Yds	TD	INT	Lg	QB Rat	INT Pct
1.	Donovan McNabb	1999-2009 (11)	148	4,746	2,801	59.0	32,873	216	100	91t	86.5	2.1
2.	Ron Jaworski	1977-86 (10)	142	3,918	2,088	53.3	26,963	175	151	99t	74.0	3.9
3.	Randall Cunningham	1985-95 (11)	122	3,362	1,874	55.7	22,877	150	105	95t	78.7	3.1
4.	Norm Snead	1964-70 (7)	85	2,236	1,154	51.6	15,672	111	124	87t	67.7	5.5
5.	Tommy Thompson	1941-50 (8)	88	1,396	723	51.8	10,240	90	100	75t	67.4	7.2
6.	Michael Vick	2009-13 (5)	54	1,300	773	59.5	9,984	57	33	91t	87.7	2.5
7.	Sonny Jurgensen	1957-63 (7)	83	1,107	602	54.4	9,639	76	73	84	79.1	6.6
8.	Bobby Thomason	1952-57 (6)	68	1,113	556	50.0	8,124	57	80	67t	61.2	7.2
9.	Norm Van Brocklin	1958-60 (3)	36	998	542	54.3	7,497	55	51	91t	75.7	5.1
10.	Roman Gabriel	1973-77 (5)	53	1,185	661	55.8	7,221	47	37	80t	74.2	3.1
11.	**Nick Foles**	**2012-14 (3)**	**28**	**893**	**550**	**61.6**	**6,753**	**46**	**17**	**68t**	**94.2**	**1.9**
12.	Adrian Burk	1951-56 (6)	70	960	457	47.6	6,203	55	77	84t	54.4	8.0
13.	**Carson Wentz**	**2016-17 (2)**	**21**	**784**	**489**	**62.4**	**5,144**	**26**	**17**	**73t**	**83.4**	**2.2**
14.	Rodney Peete	1995-98 (4)	30	756	434	57.4	4,945	17	27	62	69.8	3.6
15.	Ty Detmer	1996-97 (2)	21	645	372	57.7	4,478	22	19	57	78.2	2.9
16.	King Hill	1961-68 (8)	71	635	325	51.2	4,308	29	51	92t	54.8	8.0
17.	Sam Bradford	2015 (1)	14	532	346	65.0	3,725	19	14	78t	86.4	2.6
18.	Roy Zimmerman	1943-46 (4)	41	435	190	43.7	3,219	30	43	75t	52.7	9.9
19.	Mark Sanchez	2014-15 (2)	13	400	257	64.3	3,034	18	15	72	86.6	3.8
20.	Pete Liske	1971-72 (2)	28	407	214	52.6	2,930	14	22	69t	64.8	5.4

MOST TD PASSES, Career

	PLAYER	TDs
1.	Donovan McNabb	216
2.	Ron Jaworski	175
3.	Randall Cunningham	150
4.	Norm Snead	111
5.	Tommy Thompson	90
6.	Sonny Jurgensen	76
7.	Michael Vick	57
	Bobby Thomason	57
9.	Norm Van Brocklin	55
	Adrian Burk	55

MOST ATTEMPTS, Career

	PLAYER	ATTs
1.	Donovan McNabb	4,746
2.	Ron Jaworski	3,918
3.	Randall Cunningham	3,362
4.	Norm Snead	2,236
5.	Tommy Thompson	1,396
6.	Michael Vick	1,300
7.	Roman Gabriel	1,185
8.	Bobby Thomason	1,113
9.	Sonny Jurgensen	1,107
10.	Norm Van Brocklin	998

MOST COMPLETIONS, Career

	PLAYER	COMPs
1.	Donovan McNabb	2,801
2.	Ron Jaworski	2,088
3.	Randall Cunningham	1,874
4.	Norm Snead	1,154
5.	Michael Vick	773
6.	Tommy Thompson	723
7.	Roman Gabriel	661
8.	Sonny Jurgensen	602
9.	Bobby Thomason	556
10.	**Nick Foles**	**550**

BEST COMP. PCT., Career

	PLAYER	COMP%
1.	Sam Bradford	65.0
2.	**Carson Wentz**	**62.4**
3.	**Nick Foles**	**61.6**
4.	Michael Vick	59.5
5.	Donovan McNabb	59.0
6.	Ty Detmer	57.7
7.	Rodney Peete	57.4
8.	Roman Gabriel	55.8
9.	Randall Cunningham	55.7
10.	Sonny Jurgensen	54.4

(min. 500 attempts)

BEST QB RATING, Career

	PLAYER	QB RATING
1.	**Nick Foles**	**94.2**
2.	Michael Vick	87.7
3.	Donovan McNabb	86.5
4.	Sam Bradford	86.4
5.	**Carson Wentz**	**83.4**
6.	Sonny Jurgensen	79.1
7.	Randall Cunningham	78.7
8.	Ty Detmer	78.2
9.	Norm Van Brocklin	75.7
10.	Roman Gabriel	74.2

(min. 500 attempts)

MOST INTs, Career

	PLAYER	INTs
1.	Ron Jaworski	151
2.	Norm Snead	124
3.	Randall Cunningham	105
4.	Donovan McNabb	100
	Tommy Thompson	100
6.	Bobby Thomason	80
7.	Adrian Burk	77
8.	Sonny Jurgensen	73
9.	King Hill	51
	Norm Van Brocklin	51

ALL-TIME REGULAR SEASON PASSING

MOST PASSING YARDS, SEASON

Player	Year	Att	Cmp	Pct	Yds	TD	INT	Lg	QB Rat	INT Pct
1. Donovan McNabb	2008	571	345	60.4	3,916	23	11	90t	86.4	1.9
2. Donovan McNabb	2004	469	300	64.0	3,875	31	8	80	104.7	1.7
3. Randall Cunningham	1988	560	301	53.8	3,808	24	16	80t	77.6	2.9
4. Carson Wentz (rookie)	**2016**	**607**	**379**	**62.4**	**3,782**	**16**	**14**	**73t**	**79.3**	**2.3**
5. Sam Bradford	2015	532	346	65.0	3,725	19	14	78t	86.4	2.6
6. Sonny Jurgensen	1961	416	235	56.5	3,723	32	24	69	88.1	5.8
7. Donovan McNabb	2009	443	267	60.3	3,553	22	10	60t	92.9	2.3
8. Ron Jaworski	1980	451	257	57.0	3,529	27	12	56t	91.0	2.7
9. Randall Cunningham	1990	465	271	58.3	3,466	30	13	95t	91.6	2.8
10. Ron Jaworski	1985	484	255	52.7	3,450	17	20	99t	70.2	4.1

Led NFL Led Conference

MOST ATTEMPTS, Season

	PLAYER (YEAR)	ATT
1.	**Carson Wentz (2016)**	**607**
2.	Donovan McNabb (2008)	571
3.	Donovan McNabb (2000)	569
4.	Randall Cunningham (1988)	560
5.	Sam Bradford (2015)	532
	Randall Cunningham (1989)	532

MOST COMPLETIONS, Season

	PLAYER (YEAR)	COMP
1.	**Carson Wentz (2016)**	**379**
2.	Sam Bradford (2015)	346
3.	Donovan McNabb (2008)	345
4.	Donovan McNabb (2000)	330
5.	Randall Cunningham (1988)	301

MOST TD PASSES, Season

	PLAYER (YEAR)	TDs
1.	Sonny Jurgensen (1961)	32
2.	Donovan McNabb (2004)	31
3.	Randall Cunningham (1990)	30
4.	Norm Snead (1967)	29
5.	**Nick Foles (2013)**	**27**
	Ron Jaworski (1980)	27

BEST COMPLETION PERCENTAGE, Season

	PLAYER (YEAR)	COMP%
1.	Sam Bradford (2015)	65.03
2.	Mark Sanchez (2014)	64.08
3.	**Nick Foles (2013)**	**64.04**
4.	Donovan McNabb (2004)	63.97
5.	Michael Vick (2010)	62.63

(min. 250 attempts)

BEST QB RATING, Season

	PLAYER (YEAR)	QB RATING
1.	**Nick Foles (2013)**	**119.2**
2.	Donovan McNabb (2004)	104.7
3.	Michael Vick (2010)	100.2
4.	Donovan McNabb (2006)	95.5
5.	Donovan McNabb (2009)	92.9

(min. 250 attempts)

FEWEST INTERCEPTIONS, Season

	PLAYER (YEAR)	INTs
1.	**Nick Foles (2013, 317)**	**2**
2.	**Nick Foles (2012, 265)**	**5**
	Bubby Brister (1993, 309)	5
4.	Michael Vick (2010, 372)	6
	Donovan McNabb (2002, 361)	6
	Donovan McNabb (2006, 316)	6

(min. 250 attempts)

LOWEST INT PERCENTAGE, Season

	PLAYER (YEAR)	PCT
1.	**Nick Foles (2013, 2-317)**	**0.6**
2.	Donovan McNabb (2007, 7-473)	1.5
3.	Michael Vick (2010, 6-372)	1.6
4.	Bubby Brister (1993, 5-309)	1.6
5.	Donovan McNabb (2002, 6-361)	1.7

(min. 250 attempts)

MOST INTERCEPTIONS, Season

	PLAYER (YEAR)	INTs
1.	Sonny Jurgensen (1962)	26
2.	Norm Snead (1967)	24
	Sonny Jurgenson (1961)	24
4.	Norm Snead (1969)	23
	Adrian Burk (1951)	23

ALL-TIME REGULAR SEASON PASSING

TOP SINGLE-GAME PASSING PERFORMANCES

MOST YARDS, Game

	PLAYER	GAME	YARDS
1.	Donovan McNabb	12/5/2004 vs. Packers	464
2.	Donovan McNabb	11/15/2009 at Chargers	450
3.	Randall Cunningham	9/17/1989 vs. at Redskins	447
4.	Bobby Thomason	11/8/1953 vs. Giants	437
5.	Sonny Jurgensen	10/29/1961 at Redskins	436
6.	**Nick Foles**	**12/15/2013 at Vikings**	**428**
	Michael Vick	9/15/2013 vs. Chargers	428
8.	Sonny Jurgensen	12/16/1962 at StL Cardinals	419
9.	Michael Vick	10/2/2011 vs. 49ers	416
10.	**Nick Foles**	**10/26/2014 at Cardinals**	**411**

MOST TD PASSES, Game

	PLAYER	GAME	TDs
1.	**Nick Foles**	**11/3/2013 at Raiders**	***7**
	Adrian Burk	10/17/1954 at Redskins	*7
3.	Donovan McNabb	9/18/2005 vs. 49ers	5
	Donovan McNabb	12/5/2004 vs. Packers	5
	Randall Cunningham	9/17/1989 vs. at Redskins	5
	Norm Snead	9/28/1969 vs. Steelers	5
	Sonny Jurgensen	12/16/1962 at StL Cardinals	5
	Sonny Jurgensen	11/26/1961 vs. Cowboys	5
	Adrian Burk	11/28/1954 vs. Redskins	5

* NFL Record

MOST ATTEMPTS, Game

	PLAYER	GAME	ATT
1.	**Nick Foles**	**10/26/2014 at Cardinals**	**62**
	Randall Cunningham	10/2/1989 at Bears	62
3.	**Carson Wentz**	**12/4/2016 at Bengals**	**60**
	Davey O'Brien	12/1/1940 at Redskins	60
5.	Donovan McNabb	11/16/2008 at Bengals	58

MOST COMPLETIONS, Game

	PLAYER	GAME	COMP
1.	Sam Bradford	12/26/2015 vs Redskins	37
	Mark Sanchez	12/20/2014 at Redskins	37
3.	**Carson Wentz**	**12/4/2016 at Bengals**	**36**
	Sam Bradford	9/14/2015 at Falcons	36
	Nick Foles	**10/26/2014 at Cardinals**	**36**

BEST COMPLETION PERCENTAGE, Game

	PLAYER	GAME	COMP-ATT	PCT
1.	**Nick Foles**	**12/22/2013 vs. Bears**	**21-25**	**84.0**
2.	Rodney Peete	9/15/1996 vs. Lions	25-30	83.3
3.	Jeff Garcia	11/26/2006 at Colts	19-23	82.6
4.	Donovan McNabb	9/23/2007 vs. Lions	21-26	80.8
5.	Donovan McNabb	11/16/2003 vs. Giants	24-30	80.0
	Donovan McNabb	11/17/2002 vs. Cardinals	20-25	80.0

MOST INTERCEPTIONS, Game

	PLAYER	GAME	INTs
1.	Pete Liske	9/26/1971 vs. Cowboys	6
	Bobby Thomason	10/21/1956 vs. Chi. Cardinals	6

LONGEST PASSING PLAYS

	PLAYER (GAME)	YARDS
1.	Ron Jaworski to Mike Quick (11/10/1985 vs. Falcons)	99t*
2.	Randall Cunningham to Fred Barnett (12/2/1990 at Bills)	95t
3.	Randall Cunningham to Herschel Walker (9/4/1994 at Giants)	93
4.	King Hill to Ben Hawkins (9/22/1968 vs. Giants)	92t
5.	Michael Vick to DeSean Jackson (12/12/2010 at Cowboys)	91t
	Donovan McNabb to Terrell Owens (10/30/2005 at Broncos)	91t
	Norm Van Brocklin to T. McDonald (10/5/1958 vs. Giants)	91t
8.	Donovan McNabb to Hank Baskett (9/7/2008 vs. Rams)	90t
	Ron Jaworski to Mike Quick (10/28/1984 vs. StL Cardinals)	90t
10.	A.J. Feeley to Hank Baskett (12/31/2006 vs. Falcons)	89t

* NFL Record

MOST CONSECUTIVE COMPLETIONS

PLAYER	GAME(S)	COMP
1. Donovan McNabb	last 10, 11/28/2004 at NYG & first 14, 12/5/2004 vs. Packers	24
2. Donovan McNabb	9/23/2007 vs. Lions	18
3. Donovan McNabb	9/21/2008 vs. Steelers	**15
4. Donovan McNabb	10/23/2005 vs. Chargers	14
5. Donovan McNabb	11/2/2008 at Seahawks	13
	last 12, 11/16/2003 vs. Giants & first 1, 11/23/2003 vs. Saints	13
Bobby Hoying	11/16/1997 at Ravens	13

*Most consecutive pass completions to start a game

ALL-TIME REGULAR SEASON RUSHING

ALL-TIME LEADING RUSHERS

	PLAYER	YEARS	GM	ATT	YARDS	AVG	LG	TDs
1.	LeSean McCoy	2009-2014 (6)	90	1,461	6,792	4.6	66t	44
2.	Wilbert Montgomery	1977-1984 (8)	100	1,465	6,538	4.5	90t	45
3.	Brian Westbrook	2002-2009 (8)	107	1,308	5,995	4.6	71t	37
4.	Steve Van Buren	1944-1951 (8)	83	1,320	5,860	4.4	70t	69
5.	Duce Staley	1997-2003 (7)	98	1,200	4,807	4.0	64t	22
6.	Randall Cunningham (QB)	1985-1995 (11)	122	677	4,482	6.6	52t	32
7.	Ricky Watters	1995-1997 (3)	48	975	3,794	3.9	57	31
8.	Timmy Brown	1960-1967 (8)	96	850	3,703	4.4	61t	29
9.	Tom Woodeshick	1963-1971 (9)	111	831	3,563	4.3	57t	21
10.	Donovan McNabb (QB)	1999-2009 (11)	148	573	3,249	5.7	54	28
11.	Tom Sullivan	1972-1977 (6)	80	871	3,135	3.6	37	17
12.	Clarence Peaks	1957-1963 (7)	83	786	2,927	3.7	57	19
13.	Keith Byars	1986-1992 (7)	105	750	2,672	3.6	52	17
14.	Billy Barnes	1957-1961 (5)	60	689	2,391	3.5	70t	20
15.	Herschel Walker	1992-1994 (3)	48	554	2,344	4.2	91t	14
16.	Anthony Toney (FB)	1986-1990 (5)	67	639	2,294	3.6	44	14
17.	Charlie Garner	1994-1998 (5)	66	495	2,261	4.6	55t	17
18.	Correll Buckhalter	2001-2008 (8)	74	476	2,155	4.5	64t	18
19.	Heath Sherman	1989-1993 (5)	76	537	2,130	4.0	37	10
20.	Michael Vick	2009-2013 (5)	54	298	1,998	6.7	61	15

MOST RUSHING YARDS, SEASON

	PLAYER	YEAR	ATT	YARDS	AVG	LG	TDs
1.	LeSean McCoy	2013	314	1,607	5.1	57t	9
2.	Wilbert Montgomery	1979	338	1,512	4.5	62t	9
3.	Ricky Watters	1996	353	1,411	4.0	56t	13
4.	Wilbert Montgomery	1981	286	1,402	4.9	41	8
5.	Brian Westbrook	2007	278	1,333	4.8	36	7
6.	LeSean McCoy	2014	312	1,319	4.2	53	5
7.	LeSean McCoy	2011	273	1,309	4.8	60	17
8.	Duce Staley	1999	325	1,273	3.9	29	4
	Ricky Watters	1995	337	1,273	3.8	57	11
10.	Wilbert Montgomery	1978	259	1,220	4.7	47	9
11.	Brian Westbrook	2006	240	1,217	5.1	71t	7
12.	Steve Van Buren	1949	263	1,146	4.4	41	11
13.	Ricky Watters	1997	285	1,110	3.9	28	7
14.	LeSean McCoy	2010	207	1,080	5.2	62	7
15.	Herschel Walker	1992	267	1,070	4.0	38	8
16.	Duce Staley	1998	258	1,065	4.1	64t	5
17.	Duce Staley	2002	269	1,029	3.8	57	5
18.	Earnest Jackson	1985	282	1,028	3.6	59	5
19.	Steve Van Buren	1947	217	1,008	4.6	45	13

Led NFL Led Conference

MOST ATTEMPTS, Career

	PLAYER	ATT
1.	Wilbert Montgomery	1,465
2.	LeSean McCoy	1,461
3.	Steve Van Buren	1,320
4.	Brian Westbrook	1,308
5.	Duce Staley	1,200
6.	Ricky Watters	975
7.	Tom Sullivan	871
8.	Timmy Brown	850
9.	Tom Woodeshick	831
10.	Clarence Peaks	786

MOST TOUCHDOWNS, Career

	PLAYER	TDs
1.	Steve Van Buren	69
2.	Wilbert Montgomery	45
3.	LeSean McCoy	44
4.	Brian Westbrook	37
5.	Randall Cunningham (QB)	32
6.	Ricky Watters	31
7.	Timmy Brown	29
8.	Donovan McNabb (QB)	28
9.	Duce Staley	22
10.	Tom Woodeshick	21

BEST RUSHING AVG, Career

	PLAYER	AVG
1.	Randall Cunningham (QB)	6.62
2.	Donovan McNabb (QB)	5.67
3.	LeSean McCoy	4.65
4.	Brian Westbrook	4.58
5.	Charlie Garner	4.57
6.	Correll Buckhalter	4.53
7.	Wilbert Montgomery	4.46
8.	Steve Van Buren	4.44
9.	Timmy Brown	4.36
10.	Tom Woodeshick	4.29

(min. 400 attempts)

LONGEST RUSHING PLAYS

	PLAYER (GAME)	YARDS
1.	Herschel Walker (11/27/94 at Falcons)	91t
2.	Wilbert Montgomery (12/19/82 vs. Oilers)	90t
3.	Brian Mitchell (10/1/00 vs. Falcons)	85t
4.	Swede Hanson (9/16/34 at Packers)	81t
5.	Leroy Harris (11/25/79 at Packers)	80
6.	Bosh Pritchard (10/23/49 vs. Redskins)	77t
7.	Herman Hunter (11/24/85 at Cowboys)	74t
8.	Wilbert Montgomery (9/14/80 at Vikings)	72t
9.	Brian Westbrook (9/24/06 at 49ers)	71t
	John Brewer (10/4/52 vs. Giants)	71t

ALL-TIME REGULAR SEASON RUSHING

TOP SINGLE-GAME RUSHING PERFORMANCES

MOST YARDS, Game

	PLAYER	GAME	YARDS
1.	LeSean McCoy	12/8/2013 vs. Lions	217
2.	Steve Van Buren	11/27/1949 vs. Steelers	205
3.	Duce Staley	9/3/2000 at Cowboys	201
4.	Wilbert Montgomery	11/4/1979 vs. Browns	197
5.	Steve Van Buren	12/18/1949 at Rams	196
6.	Wilbert Montgomery	1/11/1981 vs. Cowboys	194
7.	Swede Hanson	11/6/1934 vs. Cin. Reds	190
8.	Timmy Brown	11/7/1965 at Browns	186
9.	LeSean McCoy	10/30/2011 vs. Cowboys	185
10.	LeSean McCoy	9/9/2013 at Redskins	184

MOST ATTEMPTS, Game

	PLAYER	GAME	ATT
1.	Heath Sherman	10/6/1991 at Buccaneers	35
	Heath Sherman	11/12/1990 vs. Redskins	35
	Steve Van Buren	11/20/1949 vs. NY Bulldogs	35
4.	Earnest Jackson	11/17/1985 at StL Cardinals	34
5.	Brian Westbrook	12/7/2008 at Giants	33
	Ricky Watters	12/10/1995 vs. Cowboys	33
	Steve Van Buren	10/3/1949 at Lions	33

MOST TOUCHDOWNS, Game

	PLAYER	GAME	TDs
1.	LeSean McCoy	12/18/2011 vs. Jets	3
	LeSean McCoy	9/19/2010 at Lions	3
	Charlie Garner	10/8/1995 vs. Redskins	3
	Wilbert Montgomery	12/19/1982 vs. Houston Oilers	3
	Wilbert Montgomery	10/7/1979 vs. Redskins	3
	Wilbert Montgomery	9/10/1978 at Redskins	3
	Tom Sullivan	10/13/1974 vs. Giants	3
	Clarence Peaks	11/16/1958 vs. Chi. Cardinals	3
	Steve Van Buren	10/17/1948 at Redskins	3
	Steve Van Buren	12/14/1947 vs. Packers	3
	Steve Van Buren	12/9/1945 vs. Boston Yanks	3

MOST ATTEMPTS, Season

	PLAYER (YEAR)	ATT
1.	Ricky Watters (1996)	353
2.	Wilbert Montgomery (1979)	338
3.	Ricky Watters (1995)	337
4.	Duce Staley (1999)	325
5.	LeSean McCoy (2013)	314

MOST TOUCHDOWNS, Season

	PLAYER (YEAR)	TDs
1.	LeSean McCoy (2011)	17
2.	Steve Van Buren (1945)	15
3.	Ricky Watters (1996)	13
	Steve Van Buren (1947)	13
5.	(three times) last by Ricky Watters (1995)	11

CONSECUTIVE GAMES WITH RUSHING TD

	PLAYER (YEAR)	TDs
1.	Steve Van Buren (1947)	8
2.	Ricky Watters (1995)	6
3.	Steve Van Buren (1948)	5
	LeSean McCoy (2011)	5
5.	(many times) last by Michael Vick (2010)	4

MOST 100-YARD GAMES, Season

	PLAYER (YEAR)	GAMES
1.	Wilbert Montgomery (1981)	8
2.	LeSean McCoy (2013)	7
	Wilbert Montgomery (1979)	7
4.	LeSean McCoy (2011)	6
	Brian Westbrook (2007)	6
	Brian Westbrook (2006)	6
	Ricky Watters (1996)	6
	Wilbert Montgomery (1978)	6

(regular season only)

CONSECUTIVE 100-YARD RUSHING GAMES

	PLAYER (YEAR)	GAMES
1.	Steve Van Buren (1948)	4
2.	Brian Westbrook (2006)	3
	Wilbert Montgomery (1981)	3
	Wilbert Montgomery (1979)	3
	Wilbert Montgomery (1978)	3

ALL-TIME REGULAR SEASON RECEIVING

ALL-TIME LEADING RECEIVERS

	PLAYER	YEARS	GM	REC	YARDS	AVG	LG	TDs
1.	Harold Carmichael	1971-1983 (13)	180	589	8,978	15.2	85t	79
2.	Pete Retzlaff (TE)	1956-1966 (11)	132	452	7,412	16.4	84	47
3.	Brian Westbrook (RB)	2002-2009 (8)	107	426	3,790	8.9	62	29
4.	**Brent Celek (TE)**	**2007-2017 (11)**	**164**	**387**	**4,884**	**12.6**	**73**	**30**
5.	Pete Pihos (E)	1947-1955 (9)	107	373	5,619	15.1	66t	61
6.	Keith Byars (RB)	1986-1992 (7)	105	371	3,532	9.5	60	13
7.	Mike Quick	1982-1990 (9)	101	363	6,464	17.8	99t	61
8.	DeSean Jackson	2008-2013 (6)	87	356	6,117	17.2	91t	32
9.	Jeremy Maclin	2009-2014 (6)	75	343	4,771	13.9	83t	36
10.	Bobby Walston (WR/K)	1951-1962 (12)	148	311	5,363	17.2	75t	46
11.	Fred Barnett	1990-1995 (6)	81	308	4,634	15.0	95t	28
12.	LeSean McCoy (RB)	2009-2014 (6)	90	300	2,282	7.6	70	10
13.	Jason Avant	2006-2013 (8)	116	297	3,646	12.3	58	12
14.	Calvin Williams	1990-1996 (7)	93	295	3,840	13.0	80t	34
15.	Tommy McDonald (FL)	1957-1963 (7)	88	287	5,499	19.2	91t	66
16.	**Zach Ertz (TE)**	**2013-2017 (5)**	**66**	**279**	**3,227**	**11.6**	**60**	**15**
17.	Duce Staley (RB)	1997-2003 (7)	98	275	2,498	9.1	52t	10
18.	Wilbert Montgomery (RB)	1977-1984 (8)	100	266	2,447	9.2	53t	12
19.	Ben Hawkins (FL)	1966-1973 (8)	102	261	4,764	18.3	92t	32
20.	John Spagnola (TE)	1979-1987 (8)	111	256	2,833	11.1	57	14

MOST RECEIVING YARDS, Career

	PLAYER	YARDS
1.	Harold Carmichael	8,978
2.	Pete Retzlaff (E)	7,412
3.	Mike Quick	6,464
4.	DeSean Jackson	6,117
5.	Pete Pihos (E)	5,619
6.	Tommy McDonald (FL)	5,499
7.	Bobby Walston (WR/K)	5,363
8.	**Brent Celek**	**4,884**
9.	Jeremy Maclin	4,771
10.	Ben Hawkins (FL)	4,764
11.	Fred Barnett	4,634
12.	Calvin Williams	3,840
13.	Brian Westbrook	3,790
14.	Jason Avant	3,646
15.	Keith Byars	3,532
16.	Harold Jackson	3,493
17.	Charlie Smith	3,349
18.	Timmy Brown	3,346
19.	**Zach Ertz**	**3,227**
20.	Irving Fryar	3,067

MOST TOUCHDOWNS, Career

	PLAYER	TDs
1.	Harold Carmichael	79
2.	Tommy McDonald (FL)	66
3.	Mike Quick	61
	Pete Pihos (E)	61
5.	Pete Retzlaff (E)	47
6.	Bobby Walston (WR/K)	46
7.	Jeremy Maclin	36
8.	Calvin Williams	34
9.	DeSean Jackson	32
	Ben Hawkins (FL)	32

MOST RECEIVING YARDS, Season

	PLAYER (YEAR)	YARDS
1.	Mike Quick (1983)	1,409
2.	DeSean Jackson (2013)	1,332
3.	Jeremy Maclin (2014)	1,318
4.	Irving Fryar (1997)	1,316
5.	Ben Hawkins (1967)	1,265
6.	Mike Quick (1985)	1,247
7.	Terrell Owens (2004)	1,200
8.	Irving Fryar (1996)	1,195
9.	Pete Retzlaff (1965)	1,190
10.	DeSean Jackson (2009)	1,156
11.	Tommy McDonald (1962)	1,146
12.	Tommy McDonald (1961)	1,144
13.	Fred Barnett (1994)	1,127
14.	Harold Carmichael (1973)	1,116
	Harold Jackson (1969)	1,116
16.	Kevin Curtis (2007)	1,110
17.	Fred Barnett (1992)	1,083
18.	Harold Carmichael (1978)	1,072
19.	DeSean Jackson (2010)	1,056
20.	Mike Quick (1984)	1,052
21.	Pete Pihos (1953)	1,049
22.	Harold Jackson (1972)	1,048
23.	Harold Carmichael (1981)	1,028

MOST RECEPTIONS, SEASON

	PLAYER	YEAR	REC	YDS	AVG	LG	TDs
1.	Brian Westbrook (RB)	2007	90	771	8.6	57t	5
2.	Irving Fryar	1996	88	1,195	13.6	42	11
3.	Irving Fryar	1997	86	1,316	15.3	72t	6
4.	Jordan Matthews	2015	85	997	11.7	78t	8
	Jeremy Maclin	2014	85	1,318	15.5	72	10
6.	DeSean Jackson	2013	82	1,332	16.2	61t	9
7.	Keith Byars (RB)	1990	81	819	10.1	54	3
	Keith Jackson (TE)	1988	81	869	10.7	41	6
9.	**Zach Ertz (TE)**	**2016**	**78**	**816**	**10.5**	**30**	**4**
	LeSean McCoy (RB)	2010	78	592	7.6	40	2
	Fred Barnett	1994	78	1,127	14.4	54	5

Led NFL Led Conference

ALL-TIME REGULAR SEASON RECEIVING

TOP SINGLE-GAME RECEIVING PERFORMANCES

MOST YARDS, Game

	PLAYER	GAME	YARDS
1.	Tommy McDonald (FL)	12/10/1961 vs. Giants	237
2.	Kevin Curtis (WR)	9/23/2007 vs. Lions	221
3.	DeSean Jackson (WR)	12/12/2010 at Cowboys	210
4.	Pete Retzlaff (E)	11/14/1965 vs. Redskins	204
5.	Bud Grant (E)	12/7/1952 vs. Dallas Texans	203
6.	Timmy Brown (B)	12/16/1962 at StL Cardinals	199
7.	Ben Hawkins (FL)	10/22/1967 at StL Cardinals	197
8.	DeSean Jackson (WR)	12/15/2013 at Vikings	195
9.	Harold Jackson (WR)	10/11/1970 at Giants	194
10.	DeSean Jackson (WR)	9/15/2013 vs. Chargers	193
	Fred Barnett (WR)	9/13/1992 at Pho. Cardinals	193

MOST RECEPTIONS, Game

	PLAYER	GAME	REC
1.	**Zach Ertz (TE)**	**12/20/2014 at Redskins**	**15**
2.	Brian Westbrook (RB)	11/4/2007 vs. Cowboys	14
	Don Looney (E)	12/1/1940 at Redskins	14
4.	**Zach Ertz (TE)**	**1/1/17 vs. Cowboys**	**13**
	Zach Ertz (TE)	**12/26/2015 vs. Redskins**	**13**
	Jeremy Maclin (WR)	9/18/2011 at Falcons	13
7.	Jeremy Maclin (WR)	10/26/2014 at Cardinals	12
	LeSean McCoy (RB)	10/3/2010 vs. Redskins	12
	Brian Westbrook (RB)	11/19/2006 vs. Titans	12
	Keith Byars (RB)	9/30/1990 vs. Colts	12
	Keith Jackson (TE)	11/19/1989 vs. Vikings	12
	Keith Jackson (TE)	9/17/1989 at Redkins	12
	John Spagnola (TE)	10/6/1985 at Saints	12
	Harold Carmichael (WR)	10/14/1973 at StL Cardinals	12

MOST TOUCHDOWNS, Game

	PLAYER	GAME	TDS
1.	Irving Fryar	10/20/1996 vs. Dolphins	4
	Ben Hawkins (FL)	9/28/1969 vs. Steelers	4
3.	(23 times) last by Riley Cooper on 11/3/2013 at Raiders		3

MOST TOUCHDOWNS, Season

	PLAYER (YEAR)	TDs
1.	Terrell Owens (2004)	14
2.	Mike Quick (1983)	13
	Tommy McDonald (1961)	13
	Tommy McDonald (1960)	13
5.	(seven times) last by Irving Fryar (1996)	11

CONSECUTIVE GAMES WITH REC. TD

	PLAYER (YEAR)	GAMES
1.	Mike Quick (1985)	6
	Pete Pihos (1947-48)	6
3.	(five times) last by DeSean Jackson (2009)	5

MOST 100-YD RECEIVING GAMES, Season

	PLAYER (YEAR)	GAMES
1.	Terrell Owens (2004)	7
2.	Irving Fryar (1997)	6
	Mike Quick (1983)	6
4.	(nine times) last by DeSean Jackson (2013)	5

CONSECUTIVE 100-YD RECEIVING GAMES

	PLAYER (YEAR)	GAMES
1.	Terrell Owens (2004)	5
	Harold Jackson (last 2 in 1971, first 3 in 1972)	5
3.	Mike Quick (1983)	4
4.	(seven times) last by Irving Fryar (1996)	3

ALL-TIME REGULAR SEASON SCRIMMAGE YDS

ALL-TIME LEADERS IN TOTAL YARDS FROM SCRIMMAGE

	PLAYER	YEARS	GM	TOUCHES	YARDS	AVG	YDS/G	TDs
1.	Brian Westbrook (RB)	2002-2009 (8)	107	1,734	9,785	5.6	91.4	66
2.	LeSean McCoy (RB)	2009-2014 (6)	90	1,761	9,074	5.2	100.8	54
3.	Harold Carmichael (WR)	1971-1983 (13)	180	598	9,042	15.1	50.2	79
4.	Wilbert Montgomery (RB)	1977-1984 (8)	100	1,731	8,985	5.2	89.9	57
5.	Pete Retzlaff (E)	1956-1966 (11)	132	458	7,408	16.2	56.1	47
6.	Duce Staley (RB)	1997-2003 (7)	98	1,475	7,305	5.0	74.5	32
7.	Timmy Brown (RB)	1960-1967 (8)	96	1,081	7,049	6.5	73.4	55
8.	DeSean Jackson (WR)	2008-2013 (6)	87	413	6,490	15.7	74.6	35
9.	Mike Quick (WR)	1982-1990 (9)	101	364	6,459	17.7	64.0	61
10.	Steve Van Buren (B)	1944-1951 (8)	83	1,365	6,383	4.7	76.9	72
11.	Keith Byars (RB)	1986-1992 (7)	105	1,121	6,204	5.5	59.1	30
12.	Pete Pihos (E)	1947-1955 (9)	107	382	5,615	14.7	52.5	61
13.	Tommy McDonald (FL)	1957-1963 (7)	88	304	5,521	18.2	62.7	66
14.	Bobby Walston (WR/K)	1951-1962 (12)	148	315	5,375	17.1	36.3	46
15.	Ricky Watters (RB)	1995-1997 (3)	48	1,136	5,112	4.5	106.5	32
16.	**Brent Celek (TE)**	**2007-2017 (11)**	**164**	**387**	**4,884**	**12.6**	**29.8**	**30**
17.	Jeremy Maclin (WR)	2009-2014 (6)	75	349	4,801	13.8	64.0	36
18.	Ben Hawkins (FL)	1966-1973 (8)	102	271	4,772	17.6	46.8	32
19.	Tom Woodeshick (B)	1963-1971 (9)	111	956	4,736	5.0	42.7	27
20.	Fred Barnett (WR)	1990-1995 (6)	81	312	4,632	14.8	57.2	28

MOST TOTAL YARDS FROM SCRIMMAGE, SEASON

	PLAYER	YEAR	TOUCHES	YARDS	AVG	YDS/GM	TDs
1.	LeSean McCoy	2013	366	2,146	5.9	134.1	11
2.	Brian Westbrook	2007	368	2,104	5.7	140.3	12
3.	Wilbert Montgomery	1979	379	2,006	5.3	125.4	14
4.	Wilbert Montgomery	1981	335	1,923	5.7	128.2	10
5.	Brian Westbrook	2006	317	1,916	6.0	127.7	11
6.	Ricky Watters	1996	404	1,855	4.6	115.9	13
7.	Ricky Watters	1995	399	1,707	4.3	106.7	12
8.	LeSean McCoy	2010	285	1,672	5.9	111.5	9
9.	LeSean McCoy	2011	321	1,624	5.1	108.3	20
10.	Duce Staley	2002	320	1,570	4.9	98.1	8

MOST TOUCHES, Career

	PLAYER	TOUCHES
1.	LeSean McCoy	1,761
2.	Brian Westbrook	1,734
3.	Wilbert Montgomery	1,731
4.	Duce Staley	1,475
5.	Steve Van Buren	1,365
6.	Ricky Watters	1,136
7.	Keith Byars	1,121
8.	Timmy Brown	1,081
9.	Tom Sullivan	1,032
10.	Clarence Peaks	961

BEST YARDS/TOUCH, Career

	PLAYER	AVG
1.	Timmy Brown	6.52
2.	Brian Westbrook	5.64
3.	Keith Byars	5.53
4.	Wilbert Montgomery	5.19
5.	LeSean McCoy	5.15
6.	Tom Woodeshick	4.95
	Duce Staley	4.95
8.	Clarence Peaks	4.77
9.	Steve Van Buren	4.68
10.	Billy Barnes	4.53

(min. 750 touches)

MOST TOUCHES, Season

	PLAYER (YEAR)	TOUCHES
1.	Ricky Watters (1996)	404
2.	Ricky Watters (1995)	399
3.	Wilbert Montgomery (1979)	379
4.	Brian Westbrook (2007)	368
5.	LeSean McCoy (2013)	366
	Duce Staley (1999)	366

BEST YARDS/TOUCH, Season

	PLAYER (YEAR)	AVG
1.	Timmy Brown (1965)	7.42
2.	Timmy Brown (1962)	7.38
3.	Herschel Walker (1994)	6.31
4.	Steve Van Buren (1945)	6.24
5.	Brian Westbrook (2003)	6.14
6.	Keith Byars (1991)	6.07

(min. 150 touches)

TOP SINGLE-GAME SCRIMMAGE YARD TOTALS

MOST YARDS, Game

	PLAYER	GAME	YARDS
1.	Duce Staley	9/3/2000 at Cowboys	262
2.	Timmy Brown	12/16/1962 at Cardinals	249
3.	Wilbert Montgomery	11/4/1979 vs. Browns	237
	Tommy McDonald	12/10/1961 vs. Giants	237
5.	Duce Staley	11/11/2001 vs. Vikings	231

MOST TOUCHES, Game

	PLAYER	GAME	TOUCHES
1.	Brian Westbrook	12/7/2008 at Giants	39
	Ricky Watters	12/10/1995 vs. Cowboys	39
	Heath Sherman	11/12/1990 vs. Redskins	39
4.	Heath Sherman	10/6/1991 at Buccaneers	37
5.	Ricky Watters	10/8/1995 vs. Redskins (ot)	36

ALL-TIME REGULAR SEASON INTERCEPTIONS

ALL-TIME INTERCEPTION LEADERS

	PLAYER	YEARS	INTs	YARDS	AVG	LG	TDs
1.	Brian Dawkins	1996-2008 (13)	34	515	15.1	67t	2
	Eric Allen	1988-94 (7)	34	482	14.2	94t	5
	Bill Bradley	1969-76 (8)	34	536	15.8	56t	1
4.	Herman Edwards	1977-85 (9)	33	98	3.0	25	1
5.	Wes Hopkins	1983-93 (10)	30	241	8.0	33	1
6.	Don Burroughs	1960-64 (5)	29	351	12.1	46	0
7.	Troy Vincent	1996-2003 (8)	28	341	12.2	90t	1
8.	Joe Scarpati	1964-69 (6)	24	402	16.8	67t	3
	Ernie Steele	1942-48 (6)	24	404	16.8	62	0
10.	Asante Samuel	2008-11 (4)	23	304	13.2	50t	2
	Roynell Young	1980-88 (9)	23	106	4.6	33	0
	Randy Logan	1973-83 (11)	23	293	12.7	45	0

MOST INTERCEPTIONS, SEASON

	PLAYER	YEAR	INTs	YARDS	AVG	LG	TDs
1.	Bill Bradley	1971	11	248	22.5	51	0
2.	Asante Samuel	2009	9	117	13.0	37	0
	Bill Bradley	1972	9	73	8.1	21	0
	Don Burroughs	1960	9	124	13.8	46	0
	Ed "Bibbles" Bawel	1955	9	168	18.7	42t	2
6.	Eric Allen	1989	8	38	4.8	18	0
	Terry Hoage	1988	8	116	14.5	38	0
	Joe Scarpati	1966	8	182	22.8	32	0
	Bob Hudson	1954	8	89	11.1	32	0
	Tom Brookshier	1953	8	41	5.1	22	0
	Ed "Bibbles" Bawel	1952	8	121	15.1	35	0
	Joe Sutton	1950	8	67	8.4	32	0

TOP SINGLE-GAME INT PERFORMANCES

MOST INTERCEPTIONS, Game

	PLAYER	GAME	INTS
1.	Russ Craft	9/24/1950 at Chi. Cardinals	*4
2.	Kurt Coleman	10/16/2011 at Redskins	3
	Joe Scarpati	10/23/1966 at Giants	3
	Jim Nettles	12/12/1965 at Steelers	3
	Nate Ramsey	11/28/1965 at StL Cardinals	3
	Don Burroughs	12/3/1961 at Steelers	3
	Chuck Weber	9/30/1960 at Cowboys	3
	Joe Sutton	9/24/1950 at Chi. Cardinals	3
	Gil Steinke	11/10/1946 at Giants	3
	Roy Zimmerman	12/9/1945 vs. Boston Yanks	3
	Roy Zimmerman	12/10/1944 vs. Cleveland Rams	3

* NFL record

MOST INTERCEPTION RETURN YARDS, Game

	PLAYER	GAME	YDS
1.	Frank LeMaster	12/21/1975 at Redskins	114
2.	Lito Sheppard	10/8/2006 vs. Cowboys	102
3.	Lito Sheppard	11/15/2004 at Cowboys	101
4.	**Malcolm Jenkins**	**12/6/2015 at Patriots**	**99**
	Jerry Norton	10/5/1957 vs. Giants	99

MOST INTERCEPTIONS RETURNED FOR TD, Game

	PLAYER	GAME	TDS
1.	Eric Allen	12/26/1993 vs. Saints	2

MOST INT RETURN YDS, Career

	PLAYER	YARDS
1.	Bill Bradley	536
2.	Brian Dawkins	515
3.	Eric Allen	482
4.	Lito Sheppard	460
5.	Ernie Steele	404

MOST INTs RETURNED FOR TD, Career

	PLAYER	TDs
1.	Eric Allen	5
2.	**Malcolm Jenkins**	**4**
3.	Sheldon Brown	3
	Lito Sheppard	3
	Joe Scarpati	3

MOST INT RETURN YDS, Season

	PLAYER (INTs, YEAR)	YARDS
1.	Bill Bradley (11, 1971)	248
2.	Eric Allen (6, 1993)	201
3.	Joe Scarpati (8, 1966)	182
4.	Lito Sheppard (5, 2004)	172
5.	Ed "Bibbles" Bawel (9, 1955)	168

MOST INTs RETURNED FOR TD, Season

	PLAYER (YEAR)	TDs
1.	Eric Allen (1993)	*4
2.	**Malcolm Jenkins (2016)**	**2**
	Lito Sheppard (2004)	2
	Seth Joyner (1992)	2
	Ed Bawel (1955)	2

* NFL record

MOST INTs BY A NON-DB, Season

	PLAYER (YEAR)	INTs
1.	William Thomas, LB (1995)	7
2.	Chuck Weber, LB (1960)	6
	Chuck Bednarik, LB (1953)	6
4.	**Jordan Hicks, LB (2016)**	**5**
	Bill Bergey, LB (1974)	5

LONGEST INTERCEPTION RETURNS

	PLAYER (GAME)	YARDS
1.	James Willis intercepted pass 4 yds. deep in the end zone and returned it 14 yds. before lateralling to Troy Vincent, who ran 90 yds. (11/3/1996 at Cowboys - QB Troy Aikman)	104t
2.	Lito Sheppard (10/8/2006 vs. Cowboys - QB Drew Bledsoe)	102t
3.	Lito Sheppard (11/15/2004 at Cowboys - QB V. Testaverde)	101t
4.	**Malcolm Jenkins (12/6/2015 at Patriots - QB Tom Brady)**	**99t**
	Jerry Norton (10/5/1957 vs. Giants - QB Charlie Conerly, deflected off goal post)	99t
6.	Eric Allen (10/3/1993 at Jets - QB Boomer Esiason)	94t
	Irv Cross (10/25/1964 at Steelers - QB Terry Nofsinger)	94t
8.	Jack Hinkle (10/9/1943 vs. Giants - QB Tuffy Leemans)	91

ALL-TIME REGULAR SEASON SACKS

ALL-TIME LEADERS IN SACKS

	PLAYER	YEARS	SACKS
1.	Reggie White (DE)	1985-92	124.0
2.	Trent Cole (DE/LB)	2005-14	85.5
3.	Clyde Simmons (DE)	1986-93	76.0
4.	Hugh Douglas (DE)	1998-2002, 2004	54.5
5.	Greg Brown (DE)	1982-86	50.5
6.	Andy Harmon (DT)	1991-97	39.5
7.	Seth Joyner (LB)	1986-93	37.0
8.	Wiliam Fuller (DE)	1994-96	35.5
9.	Dennis Harrison (DE)	1978-84	34.0
10.	William Thomas (LB)	1991-99	33.0
11.	**Brandon Graham (DE/LB)**	**2010-17**	**32.5**
	Ken Clarke (DT)	1982-87	32.5
13.	Corey Simon (DT)	2000-04	32.0
	Connor Barwin (DE/LB)	2013-16	31.5
	Juqua Parker (DE)	2005-11	31.5
	Mike Mamula (DE)	1995-2000	31.5
17.	**Fletcher Cox (DT)**	**20012-17**	**30.5**
18.	Jerome Brown (DT)	1987-91	29.5
19.	Darwin Walker (DT)	2000-06	27.5
20.	Jason Babin (DE)	2009, 2011-12	26.0

Note: only includes figures since 1982 when sacks first became an official NFL statistic

MOST SACKS, SEASON

	PLAYER	YEAR	SACKS
1.	Reggie White (DE)	1987	21.0
2.	Clyde Simmons (DE)	1992	19.0
3.	Jason Babin (DE)	2011	18.0
	Reggie White (DE)	1988	18.0
	Reggie White (DE)	1986	18.0
6.	Greg Brown (DE)	1984	16.0
7.	Clyde Simmons (DE)	1989	15.5
8.	Hugh Douglas (DE)	2000	15.0
	Reggie White (DE)	1991	15.0
10.	Connor Barwin (LB)	2014	14.5

MOST SACKS, GAME

	PLAYER	GAME	SACKS
1.	Hugh Douglas (DE)	10/18/1998 at Chargers	4.5
	Clyde Simmons (DE)	9/15/1991 at Cowboys	4.5
3.	Reggie White (DE)	9/25/1988 at Vikings	4.0
	Reggie White (DE)	11/30/1986 at LA Raiders	4.0
	Reggie White (DE)	11/2/1986 at StL Cardinals	4.0
	Garry Cobb (LB)	10/5/1986 at Falcons	4.0
	Greg Brown (DE)	12/16/1984 at Falcons	4.0

MOST CONSECUTIVE GAMES WITH A SACK

	PLAYER	YEAR	GAMES
1.	Reggie White (last 4 games in 1986 and first 4 in '87)		8
	Reggie White (last 7 games in 1987 and first in '88)		8
3.	William Fuller	1994	7
	Dennis Harrison	1982	7
5.	Clyde Simmons	1992	6

LONGEST FUMBLE RETURN FOR A TD

	PLAYER	GAME	YARDS
1.	Mike Patterson	9/24/2006 at 49ers	98t
2.	Joselio Hanson	12/28/2008 vs. Cowboys	96t
	Joe Lavender	9/23/1974 vs. Cowboys	96t
4.	Joe Carter	9/25/1938 vs. NY Giants	92t
5.	Bob Pylman	9/25/1938 vs. NY Giants	88t
6.	Will Wynn	12/1/1974 vs. Packers	87t
7.	Walter Thurmond	1/3/2016 at Giants	83t
8.	Sheldon Brown	10/9/2005 at Cowboys	80t
9.	Chris Clemons	12/28/2008 vs. Cowboys	73t
10.	Reggie White	9/13/1987 at Redskins	70t

MOST FUMBLE RETURNS FOR TD, CAREER

	PLAYER	YEARS	TDs
1.	Seth Joyner	1986-93	3
2.	**Fletcher Cox**	**2012-17**	**2**
	Juqua Parker	2005-11	2
	Sheldon Brown	2002-09	2
	Kevin Curtis	2007-09	2
	William Thomas	1991-97	2
	Reggie White	1985-92	2
	Clyde Simmons	1986-90	2
	Greg Brown	1981-84	2
	Will Wynn	1973-76	2

MOST BLOCKED PUNTS RETURNED FOR TD

	PLAYER	TDs
1.	(11 times) last **Najee Goode (12/6/15 at Patriots) (24 yards)**	**1**

MOST BLOCKED FGs RETURNED FOR TD

	PLAYER	TDs
1.	(2 times) last Matt Ware (10/23/05 vs. Chargers) (65 yards)	1

LONGEST RETURN AFTER MISSED FIELD GOAL

	PLAYER	GAME	YARDS
1.	Al Nelson	9/26/1971 vs. Cowboys	101t
2.	Al Nelson	12/11/1966 vs. Browns	100t
3.	Timmy Brown	9/16/1962 vs. StL Cardinals	99

ALL-TIME REGULAR SEASON PUNTING

ALL-TIME LEADING PUNTERS, GROSS AVERAGE (min. 100 punts)

	Player	Years	Punts	Yards	Gross	Net	In20	Lg	Blk
1.	**Donnie Jones**	**2013-2017 (5)**	**324**	**14,683**	**45.32**	**40.4**	**122**	**72**	**3**
2.	Joe Muha	1946-1950(5)	179	7,688	42.95	NA	NA	82	2
3.	Sav Rocca	2007-2010 (4)	299	12,817	42.87	37.6	102	65	1
4.	Sean Landeta	1999-2002, 2005 (5)	376	16,092	42.80	35.9	96	64	1
5.	King Hill	1961-1968(8)	254	10,765	42.38	NA	NA	80	0

BEST GROSS PUNTING AVERAGE, SEASON (min. 40 punts)

	Name	Year	Punts	Yards	Gross	Net	In20	Lg	Blk
1.	Joe Muha	1948	57	2,694	47.26	NA	NA	82	0
2.	**Donnie Jones**	**2015**	**86**	**4,038**	**46.95**	**41.6**	**29**	**64**	**2**
3.	Mat McBriar	2012	55	2,560	46.55	36.5	13	66	1
4.	**Donnie Jones**	**2016**	**63**	**2,888**	**45.84**	**40.7**	**21**	**72**	**0**
5.	**Donnie Jones**	**2013**	**82**	**3,681**	**44.89**	**40.5**	**33**	**70**	**1**

ALL-TIME LEADING PUNTERS, NET AVERAGE (min. 100 punts)

	Player	Years	Punts	Yards	Gross	Net	In20	Lg	Blk
1.	**Donnie Jones**	**2013-2017 (5)**	**324**	**14,683**	**45.32**	**40.4**	**122**	**72**	**3**
2.	Sav Rocca	2007-2010 (4)	299	12,817	42.87	37.6	102	65	1
3.	Dirk Johnson	2003-2006(4)	268	11,180	41.72	36.0	79	62	0
4.	Sean Landeta	1999-2002, 2005 (5)	376	16,092	42.80	35.9	96	64	1
5.	Jeff Feagles	1990-1993(3)	324	13,448	41.51	35.4	106	77	3

BEST NET PUNTING AVERAGE, SEASON (min. 40 punts)

	Name	Year	Punts	Yards	Gross	Net	In20	Lg	Blk
1.	**Donnie Jones**	**2015**	**86**	**4,038**	**47.0**	**41.6**	**29**	**64**	**2**
2.	**Donnie Jones**	**2016**	**63**	**2,888**	**45.8**	**40.7**	**21**	**72**	**0**
3.	**Donnie Jones**	**2013**	**82**	**3,681**	**44.9**	**40.5**	**33**	**70**	**1**
4.	Sav Rocca	2010	73	3,195	43.8	39.0	28	63	0
5.	**Donnie Jones**	**2014**	**76**	**3,331**	**43.8**	**38.9**	**34**	**68**	**0**

Note: net average became an official stat in 1976

MOST PUNTS, Career

	PLAYER	PUNTS
1.	Adrian Burk	393
2.	Sean Landeta	376
3.	Tom Hutton	349
4.	John Teltschik	345
5.	Max Runager	332

MOST PUNTS INSIDE 20, Career

	PLAYER	IN20
1.	**Donnie Jones**	**122**
2.	Jeff Feagles	106
3.	Sav Rocca	102
4.	Sean Landeta	96
5.	Dirk Johnson	79

Inside-the-20 became official stat in 1976

MOST PUNTS, Season

	PLAYER (YEAR)	PUNTS
1.	John Teltschik (1986)	108
2.	Sean Landeta (1999)	107
3.	Tom Hutton (1998)	104
4.	John Teltschik (1988)	98
5.	Sean Landeta (2001)	97

MOST PUNTS INSIDE 20, Season

	PLAYER (YEAR)	IN20
1.	**Donnie Jones (2014)**	**34**
2.	**Donnie Jones (2013)**	**33**
3.	Jeff Feagles (1993)	31
4.	**Donnie Jones (2015)**	**29**
	Jeff Feagles (1991)	29

Inside-the-20 became official stat in 1976

Led NFL Led Conference

TOP SINGLE-GAME PUNTING PERFORMANCES

LONGEST PUNT

	PLAYER	GAME	YARDS
1.	Randall Cunningham	12/3/1989 at Giants	91
2.	Joe Muha	10/10/1948 vs. Giants	82
3.	Randall Cunningham	10/16/1994 at Cowboys	80
	King Hill	11/11/1962 vs. Packers	80
5.	Jeff Feagles	9/15/1991 at Cowboys	77

MOST PUNTS, Game

	PLAYER	GAME	PUNTS
1.	John Teltschik	12/6/1987 at NY Giants	15
2.	Adrian Burk	12/12/1954 vs. Giants	12
	Adrian Burk	11/2/1952 at Packers	12
	Len Barnum	10/4/1942 vs. Redskins	12
	Emmett Mortell	10/10/1937 at Redskins	12

BEST GROSS PUNTING AVERAGE, Game (min. 4 punts)

	PLAYER	GAME	AVG.
1.	Mat McBriar	10/14/2012 vs. Lions	56.6
2.	Chas Henry	9/9/2012 at Browns	55.0
3.	**Donnie Jones**	**10/19/2015 vs. Giants**	**54.3**
4.	**Donnie Jones**	**9/15/2014 at Colts**	**53.8**
5.	Len Barnum	9/13/1942 at Steelers	53.5
	Len Barnum	9/20/1942 at Cleveland Rams	53.5

BEST NET PUNTING AVERAGE, Game (min. 4 punts, since 1976)

	PLAYER	GAME	AVG.
1.	**Donnie Jones**	**11/17/2013 vs. Redskins**	**50.7**
2.	**Donnie Jones**	**10/19/2015 vs. Giants**	**49.0**
	Sean Landeta	9/23/2001 at Seahawks	49.0
4.	Jeff Feagles	10/5/1992 vs. Cowboys	48.8
5.	**Donnie Jones**	**12/22/2016 vs. Giants**	**47.8**

ALL-TIME REGULAR SEASON PUNT RETURNS

ALL-TIME LEADING PUNT RETURNERS (min. 20 returns)

	Player	Years	PR	FC	Yds	Avg	Lg	TDs
1.	Ernie Steele	1942-48 (6)	44	NA	737	16.75	80t	1
2.	Steve Van Buren	1944-51 (8)	34	NA	473	13.91	55t	2
3.	Pat McHugh	1947-51 (5)	31	NA	402	12.97	69t	1
4.	Brian Westbrook	2002-09 (8)	39	21	498	12.77	84t	2
5.	**Darren Sproles**	**2014-17 (4)**	**95**	**52**	**1,186**	**12.48**	**89t**	**4**
6.	Brian Mitchell	2000-02 (3)	117	66	1,369	11.70	76t	2
7.	Frank Reagan	1949-51 (3)	27	NA	304	11.26	42	1
8.	Bosh Pritchard	1942, 1947-51 (6)	91	NA	975	10.71	55t	1
9.	Vai Sikahema	1992-93 (2)	73	30	778	10.66	87t	1
10.	Larry Marshall	1974-77 (4)	104	16	1,086	10.44	48	0
11.	Damaris Johnson	2012-13 (2)	38	35	391	10.29	98t	1

BEST PUNT RETURN AVERAGE, SEASON (min. 15 returns)

	Player	Year	PR	FC	Yds	Avg	Lg	TDs
1.	Steve Van Buren	1944	15	NA	230	15.33	55	1
2.	Brian Westbook	2003	20	16	306	15.30	84t	2
3.	DeSean Jackson	2009	29	15	441	15.21	85t	2
4.	Alvin Haymond	1968	15	6	201	13.40	54t	1
5.	**Darren Sproles**	**2016**	**17**	**13**	**224**	**13.18**	**66**	**0**
6.	**Darren Sproles**	**2014**	**39**	**16**	**506**	**12.97**	**82t**	**2**
7.	Reno Mahe	2005	21	9	269	12.81	44	0
8.	Frank Reagan	1949	21	NA	266	12.67	42	1
9.	Kelvin Martin	1995	17	10	214	12.59	38	0
10.	Vai Sikahema	1992	40	10	503	12.58	87t	1
11.	Brian Mitchell	2002	46	11	567	12.32	76t	1

Led NFL Led Conference

TOP SINGLE-GAME PUNT RETURN PERFORMANCES

MOST PUNT RETURN YARDS, Game

	PLAYER	GAME	YARDS
1.	Alvin Haymond	10/6/1968 at Redskins	140
2.	**Darren Sproles**	**12/6/2015 at Patriots**	**115**
3.	Vai Sikahema	11/22/1992 at NY Giants	111
4.	**Kenjon Barner**	**10/8/2017 vs. Cardinals**	**110**
5.	Reno Mahe	12/5/2005 vs. Seahawks	108

MOST PUNT RETURNS, Game

	PLAYER	GAME	PR
1.	Larry Marshall	9/18/1977 vs. Buccaneers	9
2.	DeSean Jackson	9/7/2008 vs. Rams	8
	Evan Cooper	10/26/1986 vs. Chargers	8
	Vai Sikahema	12/13/1992 at Seahawks	8
5.	(7 times) last by Reno Mahe 12/5/2005 vs. Seahawks		7

BEST PUNT RETURN AVERAGE, Game (min. 3 punt returns)

	PLAYER	GAME	AVG.
1.	**Kenjon Barner**	**10/8/2017 vs. Cardinals**	**36.7**
2.	Brian Mitchell	11/25/2002 at 49ers	33.0
3.	**Darren Sproles**	**9/27/2015 at NY Jets**	**29.7**
4.	**Darren Sproles**	**9/18/2014 at 49ers**	**28.7**
5.	**Darren Sproles**	**11/10/2014 vs. Panthers**	**28.3**
	Clyde Scott	10/30/1949 at Steelers	28.3

MOST PUNT RETURNS, Career

	PLAYER	RETURNS
1.	Wally Henry	148
2.	DeSean Jackson	131
3.	Brian Mitchell	117
	John Sciarra	117
5.	Bill Bradley	111

MOST PUNT RETURN YARDS, Career

	PLAYER	YARDS
1.	Brian Mitchell	1,369
2.	DeSean Jackson	1,294
3.	Wally Henry	1,231
4.	**Darren Sproles**	**1,186**
5.	Larry Marshall	1,086

MOST PUNT RETURN TDs, Career

	PLAYER	TDS
1.	**Darren Sproles**	**4**
	DeSean Jackson	4
3.	Brian Westbrook	2
	Brian Mitchell	2
	Steve Van Buren	2

MOST PUNT RETURNS, Season

	PLAYER (YEAR)	RETURNS
1.	Wally Henry (1981)	54
2.	Rod Harris (1991)	53
3.	DeSean Jackson (2008)	50
4.	Brian Mitchell (2002)	46
	Larry Marshall (1977)	46

MOST PUNT RETURN YARDS, Season

	PLAYER (YEAR)	YARDS
1.	Brian Mitchell (2002)	567
2.	**Darren Sproles (2014)**	**506**
3.	Vai Sikahema (1992)	503
4.	Larry Marshall (1977)	489
5.	Brian Mitchell (2001)	467

MOST PUNT RETURN TDs, Season

	PLAYER (YEAR)	TDS
1.	**Darren Sproles (2015)**	**2**
	Darren Sproles (2014)	**2**
	DeSean Jackson (2009)	2
	Brian Westbrook (2003)	2

LONGEST PUNT RETURNS

PLAYER (GAME)	YARDS
1. Damaris Johnson (12/2/2012 at Cowboys)	98t
2. Darren Sproles (9/27/2015 at Jets)	**89t**
3. Vai Sikahema (11/22/1992 at Giants)	87t
4. DeSean Jackson (9/13/2009 at Panthers)	85t
5. Brian Westbrook (10/19/2003 at Giants)	84t
6. Darren Sproles (12/6/2015 at Patriots)	**83t**
7. Darren Sproles (9/28/2014 at 49ers)	**82t**
8. Brian Westbrook (12/21/2003 vs. 49ers)	81t
Tommy McDonald (10/4/1959 vs. Giants)	81t
10. Ernie Steele (10/25/1942 at Bears)	(lateral) 80t

ALL-TIME REGULAR SEASON KICKOFF RETURNS

ALL-TIME LEADING KICKOFF RETURNERS (min. 25 returns)

	Player	Years	KOR	Yds	Avg	Lg	TDs
1.	Josh Huff	2014-16 (3)	42	1,165	27.74	107t	2
2.	Steve Van Buren	1944-51 (8)	76	2,030	26.71	98t	3
3.	Irv Cross	1961-69 (6)	28	745	26.61	74	0
4.	Timmy Brown	1960-67 (8)	169	4,483	26.53	105t	5
5.	Al Nelson	1965-73 (9)	101	2,625	25.99	78	0
6.	Wilbert Montgomery	1977-84 (8)	32	814	25.44	99t	1
7.	Quintin Demps	2008-09 (2)	58	1,469	25.33	100t	1
8.	Brian Mitchell	2000-02 (3)	131	3,311	25.27	94t	2
9.	Allen Rossum	1998-99 (2)	98	2,427	24.77	89t	1
10.	Billy Walik	1970-72 (3)	67	1,640	24.48	82	0
11.	Alvin Haymond	1968 (1)	28	677	24.18	98t	1

BEST KICKOFF RETURN AVERAGE, SEASON (min. 1.25 ret/gm)

	Player	Years	KOR	Yds	Avg	Lg	TDs
1.	Al Nelson	1972	25	728	29.12	78	0
2.	Steve Van Buren	1945	13	373	28.69	98t	1
3.	Timmy Brown	1963	33	945	28.64	100t	1
4.	Timmy Brown	1966	20	562	28.10	93t	2
5.	Timmy Brown	1961	29	811	27.97	105t	1
6.	Timmy Brown	1962	30	831	27.70	99t	1
7.	Hershel Walker	1994	21	581	27.67	94t	1
8.	Don Stevens	1952	16	433	27.06	51	0
9.	Brian Mitchell	2002	43	1,162	27.02	57	0
10.	Wilbert Montgomery	1977	23	619	26.91	99t	1

Led NFL Led Conference

TOP SINGLE-GAME KICKOFF RETURN PERFORMANCES

MOST KICKOFF RETURN YARDS, Game

	PLAYER	GAME	YARDS
1.	Derrick Witherspoon	11/24/1996 at Ari. Cardinals	253
2.	Timmy Brown	11/6/1966 vs. Cowboys	247
3.	Allen Rossum	11/14/1999 vs. Redskins	222
4.	Quintin Demps	11/9/2008 vs. Giants	220
5.	Duce Staley	11/30/1997 vs. Bengals	195

MOST KICKOFF RETURNS, Game

	PLAYER	GAME	KOR
1.	Quintin Demps	11/9/2008 vs. Giants	8
	Allen Rossum	11/21/1999 vs. Colts	8
	Derrick Witherspoon	11/24/1996 at Ari. Cardinals	8
4.	(5 times) last by Ellis Hobbs 9/20/2009 vs. Saints		7

BEST KICKOFF RETURN AVERAGE, Game (min. 3 kickoff returns)

	PLAYER	GAME	AVG
1.	Timmy Brown	9/22/1963 vs. Cardinals	59.0
2.	Alvin Haymond	9/22/1968 vs. NY Giants	51.0
3.	Timmy Brown	11/6/1966 vs. Cowboys	49.4
4.	Derrick Witherspoon	9/22/1996 at Falcons	48.0
5.	Allen Rossum	11/14/1999 vs. Redskins	44.4

MOST KICKOFF RETURNS FOR A TD, Game

	PLAYER	GAME	TDs
1.	Timmy Brown	11/6/1966, 93 & 90 yards vs. Cowboys	2*

* NFL Record

MOST KICKOFF RETURNS, Career

	PLAYER	RETURNS
1.	Timmy Brown	169
2.	Brian Mitchell	131
3.	Al Nelson	101
4.	Allen Rossum	98
5.	Larry Marshall	88

MOST KICKOFF RETURN YARDS, Career

	PLAYER	YARDS
1.	Timmy Brown	4,483
2.	Brian Mitchell	3,311
3.	Al Nelson	2,625
4.	Allen Rossum	2,427
5.	Larry Marshall	2,075

MOST KICKOFF RETURN TDs, Career

	PLAYER	TDS
1.	Timmy Brown	5
2.	Derrick Witherspoon	3
	Steve Van Buren	3
4.	Josh Huff	2
	Brian Mitchell	2

MOST KICKOFF RETURNS, Season

	PLAYER (YEAR)	RETURNS
1.	Allen Rossum (1999)	54
2.	Derrick Witherspoon (1996)	53
3.	Quintin Demps (2008)	52
4.	Herman Hunter (1985)	48
5.	Brian Mitchell (2000)	47
	Duce Staley (1997)	47

MOST KICKOFF RETURN YARDS, Season

	PLAYER (YEAR)	YARDS
1.	Allen Rossum (1999)	1,347
2.	Quintin Demps (2008)	1,314
3.	Derrick Witherspoon (1996)	1,271
4.	Brian Mitchell (2002)	1,162
5.	Duce Staley (1997)	1,139

MOST KICKOFF RETURN TDs, Season

	PLAYER (YEAR)	TDS
1.	Derrick Witherspoon (1996)	2

LONGEST KICKOFF RETURNS

	PLAYER (GAME)	YARDS
1.	Josh Huff (11/23/2014 vs. Titans)	107t
2.	Timmy Brown (9/17/1961 vs. Browns)	105t
3.	Russ Craft (10/7/1950 vs. LA Rams)	103t
4.	Chris Polk (9/21/2014 vs. Redskins)	102t
5.	Quintin Demps (11/23/2008 at Ravens)	100t
	Timmy Brown (9/22/1963 vs. StL. Cardinals)	100t
	Dave Smukler (11/13/1938 at Brooklyn Dodgers)	100t

STARTING QB RECORDS / NFL RECORDS

STARTING QUARTERBACK RECORDS

Year	Quarterbacks (Record as a starter)
1956	Bobby Thomason (3-5-1), Adrian Burk (0-3)
1957	Thomason (2-5), Sonny Jurgensen (2-3)
1958	Norm Van Brocklin (2-9-1)
1959	Van Brocklin (7-5)
1960	Van Brocklin (10-2)
1961	Jurgensen (10-4)
1962	Jurgensen (3-9-1), King Hill (0-1)
1963	Jurgensen (2-6-1), Hill (0-4-1)
1964	Norm Snead (4-6), Hill (1-1), Jack Concannon (1-1)
1965	Snead (4-5), Hill (1-4)
1966	Snead (5-5), Hill (2-0), Concannon (2-0)
1967	Snead (6-7-1)
1968	Snead (2-9), Hill (0-2), John Huarte (0-1)
1969	Snead (4-8-1), George Mira (0-1)
1970	Snead (3-9-1), Rick Arrington (0-1)
1971	Pete Liske (5-5), Arrington (1-2-1)
1972	John Reaves (0-7), Liske (2-4-1)
1973	Roman Gabriel (5-8-1)
1974	Gabriel (4-7), Mike Boryla (3-0)
1975	Gabriel (2-7), Boryla (2-3)
1976	Boryla (3-7), Gabriel (1-3)
1977	Ron Jaworski (5-9)
1978	Jaworski (9-7)
1979	Jaworski (11-5)
1980	Jaworski (12-4)
1981	Jaworski (10-6)
1982	Jaworski (3-6)
1983	Jaworski (5-11)
1984	Jaworski (5-7-1), Joe Pisarcik (1-2)
1985	Jaworski (6-6), Randall Cunningham (1-3)
1986	Jaworski (3-6), Cunningham (1-3-1), Matt Cavanaugh (1-1)
1987	Cunningham (7-5), Scott Tinsley (0-3)
1988	Cunningham (10-6)
1989	Cunningham (11-5)
1990	Cunningham (10-6)
1991	Jim McMahon (8-3), Cunningham (1-0), Jeff Kemp (1-1), Brad Goebel (0-2)
1992	Cunningham (10-5), McMahon (1-0)
1993	Bubby Brister (4-4), Cunningham (4-0), Ken O'Brien (0-4)
1994	Cunningham (7-7), Brister (0-2)
1995	Rodney Peete (9-3), Cunningham (1-3)
1996	Ty Detmer (7-4), Peete (3-2)
1997	T. Detmer (2-5), Bobby Hoying (2-3-1), Peete (2-1)
1998	Hoying (1-6), Koy Detmer (1-4), Peete (1-3)
1999	Doug Pederson (2-7), Donovan McNabb (2-4),K.Detmer (1-0)
2000	McNabb (11-5)
2001	McNabb (11-5)
2002	McNabb (7-3), A.J. Feeley (4-1), K.Detmer (1-0)
2003	McNabb (12-4)
2004	McNabb (13-2), K.Detmer (0-1)
2005	McNabb (4-5), Mike McMahon (2-5)
2006	McNabb (5-5), Jeff Garcia (5-1)
2007	McNabb (8-6), Feeley (0-2)
2008	McNabb (9-6-1)
2009	McNabb (10-4), Kevin Kolb (1-1)
2010	Vick (8-3), Kolb (2-3)
2011	Vick (7-6), Vince Young (1-2)
2012	Vick (3-7), **Nick Foles (1-5)**
2013	Vick (2-4), **Foles (8-2)**
2014	**Foles (6-2)**, Mark Sanchez (4-4)
2015	Sam Bradford (7-7), Sanchez (0-2)
2016	**Carson Wentz (7-9)**
2017	**Carson Wentz (4-1)**

NFL RECORDS HELD BY AN EAGLE

Most Touchdown Passes, Game

7 **Nick Foles (11/3/2013 at Raiders)** and Adrian Burk (10/17/1954 at Redskins); tied with Sid Luckman, Bears (1943); George Blanda, Hou. Oilers (1961); Y.A. Tittle, Giants (1962); Joe Kapp, Vikings (1969); Peyton Manning, Broncos (2013) and Drew Brees, Saints (2015)

Longest Touchdown Pass

99 Ron Jaworski to Mike Quick, (11/10/1985 vs. Falcons) (OT); tied with many others

Most Interception Returns for TDs, Season

4 Eric Allen, 1993; tied with Jim Kearney, Chiefs (1972) and Ken Houston, Oilers (1971)

Most Interceptions, Game

4 Russ Craft (9/24/1950 at Cardinals); tied with 17 others

Most Kickoff Return TDs, Game

2 Timmy Brown (11/6/1966 vs. Cowboys), 93 and 90 yards; tied with Travis Williams, Packers (1967); Ron Brown, LA Rams (1985); Tyrone Hughes, Saints (1994); Chad Morton, Jets (2002); Devin Hester, Bears (2006); Andre Davis, Texans (2007); and Josh Cribbs, Browns (2009)

Most 50-Plus-Yard Touchdowns, Season

8 DeSean Jackson (2009); tied with Elroy "Crazy Legs" Hirsch, LA Rams (1951) and Devin Hester, Bears (2007)

ALL-TIME REGULAR SEASON ROOKIE RECORDS

PASSING

MOST ATTEMPTS, Season

1.	**Carson Wentz, 2016**	**607**
2.	**Nick Foles, 2012**	**265**
3.	John Reaves, 1972	224
4.	Donovan McNabb, 1999	216
5.	Davey O'Brien, 1939	201
6.	Mike Boryla, 1974	102
7.	Foster Watkins, 1940	85
8.	Randall Cunningham, 1985	81
9.	Rick Arrington, 1970	73
	Red Kirkman, 1933	73

MOST COMPLETIONS, Season

1.	**Carson Wentz, 2016**	**379**
2.	**Nick Foles, 2012**	**161**
3.	John Reaves, 1972	108
4.	Donovan McNabb, 1999	106
5.	Davey O'Brien, 1939	99
6.	Mike Boryla, 1974	60
7.	Rick Arrington, 1970	37
8.	Randall Cunningham, 1985	34
9.	Sonny Jurgensen, 1957	33
10.	Matt Barkley, 2013	30
	Brad Goebel, 1991	30

MOST YARDS, Season

1.	**Carson Wentz, 2016**	**3,782**
2.	**Nick Foles, 2012**	**1,699**
3.	John Reaves, 1972	1,508
4.	Davey O'Brien, 1939	1,324
5.	Donovan McNabb, 1999	948
6.	Mike Boryla,1974	580
7.	Foster Watkins, 1940	565
8.	Randall Cunningham, 1985	548
9.	Sonny Jurgensen, 1957	470
10.	Red Kirkman, 1933	354

MOST TD PASSES, Season

1.	**Carson Wentz, 2016**	**16**
2.	Donovan McNabb, 1999	8
3.	John Reaves, 1972	7
4.	**Nick Foles, 2012**	**6**
	Davey O'Brien, 1939	6
6.	Mike Boryla, 1974	5
	Sonny Jurgensen, 1957	5

BEST COMP. PCT., SEASON (min. 75 atts.)

1.	**Carson Wentz, 2016**	**62.4**
2.	**Nick Foles, 2012**	**60.8**
3.	Mike Boryla, 1974	58.8
4.	Davey O'Brien, 1939	49.3
5.	Donovan McNabb, 1999	49.1

BEST QB RATING, SEASON (min. 75 atts.)

1.	**Carson Wentz, 2016**	**79.3**
2.	**Nick Foles, 2012**	**79.1**
3.	Mike Boryla, 1974	78.9
4.	Donovan McNabb, 1999	60.1
5.	John Reaves, 1972	58.4

RUSHING

MOST ATTEMPTS, Season

1.	Po James (FB), 1972	182
2.	Keith Byars (FB), 1986	177
3.	Lee Bouggess (FB), 1970	159
4.	LeSean McCoy, 2009	155
5.	Billy Barnes, 1957	143
6.	James Joseph, 1991	135
7.	Correll Buckhalter, 2001	129
8.	Clarence Peaks, 1957	125
9.	Mike Hogan, 1976	123
10.	Leroy Keys, 1969	121

MOST YARDS, Season

1.	LeSean McCoy, 2009	637
2.	Correll Buckhalter, 2001	586
3.	Keith Byars (FB) 1986	577
4.	Po James (FB), 1972	565
5.	Bryce Brown, 2012	564
6.	Mike Hogan (FB), 1976	561
7.	Billy Barnes, 1957	529
8.	Clarence Peaks, 1957	495
9.	Steve Van Buren, 1944	444
10.	James Joseph, 1991	440

MOST TOUCHDOWNS, Season

1.	Steve Van Buren, 1944	5
	Don Johnson, 1953	5
3.	Bryce Brown, 2012	4
	LeSean McCoy, 2009	4
	Ken Keller, 1956	4
	Mel Bleeker, 1944	4
	Jim Castiglia (FB), 1941	4
8.	Ryan Moats, 2005	3
	Charlie Garner, 1994	3
	Vaughn Hebron, 1993	3
	Many others	3

RECEIVING

MOST RECEPTIONS, Season

1.	Keith Jackson (TE), 1988	81
2.	Jordan Matthews, 2014	67
3.	DeSean Jackson, 2008	62
4.	Don Looney (E), 1940	58
5.	Jeremy Maclin, 2009	56
6.	Charle Young (TE), 1973	55
7.	Lee Bouggess (RB), 1970	50
8.	Reggie Brown, 2005	43
9.	Victor Bailey, 1993	41
	Junior Tautalasati (RB), 1986	41
11.	LeSean McCoy (RB), 2009	4

MOST YARDS, Season

1.	DeSean Jackson, 2008	912
2.	Jordan Matthews, 2014	872
3.	Keith Jackson (TE), 1988	869
4.	Charle Young (TE), 1973	854
5.	Jeremy Maclin, 2009	773
6.	Fred Barnett, 1990	721
7.	Don Looney (E), 1940	707
8.	Calvin Williams, 1990	602
9.	Reggie Brown, 2005	571
10.	Victor Bailey, 1993	545

RECEIVING (Cont.)

MOST TOUCHDOWNS, Season

1.	Calvin Williams, 1990	9
2.	Jordan Matthews, 2014	8
	Fred Barnett, 1990	8
	Bobby Walston (E), 1951	8
5.	Pete Pihos (E), 1947	7
6.	Keith Jackson (TE), 1988	6
	Charle Young (TE), 1973	6
8.	Hal Giancanelli (B), 1953	5
9.	**Zach Ertz (TE), 2013**	**4**
	Jeremy Maclin (WR), 2009	4
	Many others	4

TOTAL OFFENSE

MOST SCRIMMAGE YARDS, Season

1.	DeSean Jackson (WR), 2008	1,008
2.	LeSean McCoy (RB), 2009	945
3.	Charle Young (TE), 1973	878
4.	Jordan Matthews (WR), 2014	872
5.	Keith Jackson (TE), 1988	869
6.	Lee Bouggess (RB), 1970	802
7.	Jeremy Maclin (WR), 2009	766
8.	Billy Barnes (RB), 1957	741
9.	Fred Barnett (WR), 1990	734
10.	Po James (FB), 1972	721

MOST TOUCHDOWNS, Season

1.	Calvin Williams (WR), 1990	9
2.	Jordan Matthews (WR), 2014	8
	Fred Barnett (WR), 1990	8
	Bobby Walston (E), 1951	8
	Pete Pihos (E), 1947	8
	Mel Bleeker (RB), 1944	8
7.	Charle Young (TE), 1973	7
	Don Johnson (RB), 1953	7
	Steve Van Buren (RB), 1944	7
10.	Keith Jackson (TE), 1988	6
	Hal Giancanelli (B), 1953	6

ALL-TIME REGULAR SEASON ROOKIE RECORDS

SACKS (since 1982)

MOST SACKS, Season

1.	Corey Simon (DT), 2000	9.5
2.	Derrick Burgess (DE), 2001	6.0
3.	**Fletcher Cox (DT), 2012**	**5.5**
	Mike Mamula (DE), 1995	5.5
5.	Trent Cole (DE), 2005	5.0
6.	Jerome Brown (DT), 1987	4.0
7.	Mike Patterson (DT), 2005	3.5
8.	**Brandon Graham (DE), 2010**	**3.0**
9.	**Destiny Vaeao (DT), 2016**	**2.0**
	Five others	2.0

INTERCEPTIONS (since 1940)

MOST INTERCEPTIONS, Season

1.	Tom Brookshier (DB), 1953	8
	Bibbles Bawel (B), 1952	8
3.	Herman Edwards (DB), 1977	6
4.	Eric Allen (DB), 1988	5
	Randy Logan (S), 1973	5
	Jerry Norton (DB), 1954	5
	Steve Van Buren (B), 1944	5
8.	Roynell Young (CB), 1980	4
	Brenard Wilson (S), 1979	4
10.	Nate Allen (S), 2010, others with	3

PUNT RETURNS

MOST PUNT RETURNS, Season

1.	DeSean Jackson, 2008	50
2.	Evan Cooper, 1984	40
3.	Bibbles Bawel, 1952	34
4.	Bill Bradley, 1969	28
5.	Damaris Johnson, 2012	26
	Tommy McDonald, 1957	26
7.	Allen Rossum, 1998	22
8.	Jerry Norton, 1954	21
9.	Bobby Morse, 1987	20
	Billy Walik, 1970	20

MOST PUNT RETURN YARDS, Season

1.	DeSean Jackson, 2008	440
2.	Damaris Johnson, 2012	291
3.	Bibbles Bawel, 1952	261
4.	Evan Cooper, 1984	250
5.	Steve Van Buren, 1944	230
6.	Dexter Wynn, 2004	194
7.	Allen Rossum, 1998	187
8.	Ernie Steele, 1942	184
9.	Bill Bradley, 1969	181
10.	Don Stevens, 1952	172

BEST PUNT RETURN AVERAGE, Season

1.	Pat McHugh, 1947, 10 returns	15.69
2.	Steve Van Buren, 1944, 15	15.33
3.	Damaris Johnson, 2012, 22	11.19
4.	Dexter Wynn, 2004, 18	10.78
5.	Don Stevens, 1952, 16	10.75
6.	Jorrick Calvin, 2010, 12	10.42
7.	Ken Keller, 1956, 15	9.73
	Bosh Pritchard, 1942, 11	9.73
9.	DeSean Jackson, 2008, 50	8.80
10.	Allen Rossum, 1998, 22	8.50
11.	Art Powell, 1959, 15	8.27

minimum 10 returns, since 1941

KICKOFF RETURNS

MOST KICKOFF RETURNS, Season

1.	Quintin Demps, 2008	52
2.	Herman Hunter, 1985	48
3.	Duce Staley, 1997	47
4.	Brandon Boykin, 2012	45
5.	Allen Rossum, 1998	44
6.	J.R. Reed, 2004	33
7.	Jorrick Calvin, 2010	32
	Billy Walik, 1970	32
9.	Dion Lewis, 2011	31
10.	Ted Dean, 1960	26
	Al Nelson, 1965	26

MOST KICKOFF RETURN YARDS, Season

1.	Quintin Demps, 2008	1,314
2.	Duce Staley, 1997	1,139
3.	Allen Rossum, 1998	1,080
4.	Herman Hunter, 1985	1,047
5.	Brandon Boykin, 2012	1,037
6.	Billy Walik, 1970	805
7.	J.R. Reed, 2004	761
8.	Jorrick Calvin, 2010	692
9.	Al Nelson, 1965	683
10.	Dion Lewis, 2011	669

BEST KICKOFF RETURN AVG, Season

1.	Josh Huff, 2014, 14 returns	29.64
2.	Tommy McDonald, 1957, 11	27.64
3.	Israel Lang, 1964, 13	27.08
4.	Art Powell, 1959, 14	27.07
5.	Don Stevens, 1952, 16	27.06
6.	Wilbert Montgomery, 1977, 23	26.91
7.	Al Nelson, 1965, 26	26.27
8.	Quintin Demps, 2008, 52	25.27
9.	Billy Walik, 1970, 32	25.16
10.	Allen Rossum, 1998, 44	24.55

minimum 10 returns, since 1941

KICKING

MOST FIELD GOALS MADE, Season

1.	Cody Parkey, 2014	32
2.	Paul McFadden, 1984	30
3.	Alex Henery, 2011	24
4.	Tony Franklin, 1979	23
5.	Mark Moseley, 1970	14

MOST FIELD GOAL ATTEMPTS, Season

1.	Paul McFadden, 1984	37
2.	Cody Parkey, 2014	36
3.	Tony Franklin, 1979	31
4.	Alex Henery, 2011	27
5.	Mark Moseley, 1970	25

BEST FIELD GOAL PERCENTAGE, Season

1.	Cody Parkey, 2014, 32-36	88.9
	Alex Henery, 2011, 24-27	88.9
3.	Paul McFadden, 1984, 30-37	81.1
4.	Tony Franklin, 1979, 23-31	74.2
5.	Mark Moseley, 1970, 14-25	56.0

MOST KICKING POINTS, Season

1.	Cody Parkey, 2014	150
2.	Alex Henery, 2011	118
3.	Paul McFadden, 1984	116
4.	Tony Franklin, 1979	105
5.	Mark Moseley, 1970	67

PUNTING

MOST PUNTS, Season

1.	John Teltschik, 1986	108
2.	Tom Hutton, 1995	85
3.	Merritt Kersey, 1974	82
4.	Max Runager, 1979	74
	Bill Bradley, 1969	74

MOST PUNTING YARDS, Season

1.	John Teltschik, 1986	4,493
2.	Tom Hutton, 1995	3,682
3.	Sav Rocca, 2007	3,066
4.	Merritt Kersey, 1974	2,959
5.	Bill Bradley, 1969	2,942

BEST GROSS PUNTING AVERAGE, Season

1.	Tom Hutton, 1995, 85	43.32
2.	Chas Henry, 2011, 66	42.88
3.	Sav Rocca, 2007, 73	42.00
4.	John Teltschik, 1986, 108	41.60
5.	Bill Bradley, 1969, 74	39.76

SUPERLATIVE ROOKIE PERFORMANCES

100-YARD RUSHING PERFORMANCES, ROOKIES

	PLAYER (GAME)	DATE	YDS (ATT-LG-TD)
1.	Bryce Brown vs. Panthers (L)	11/26/2012	178 (19-65t-2)
2.	Bryce Brown at Cowboys (L)	12/2/2012	169 (24-39-2)
3.	Correll Buckhalter vs. Cardinals (L)	10/7/2001	134 (21-37-0)
4.	Steve Van Buren at Bk. Tigers (W)	11/5/1944	129 (12-70t-2)
5.	Keith Byars vs. StL Cardinals (T) OT	12/7/1986	127 (24-32-0)
6.	Charlie Garner vs. Redskins (W)	10/9/1994	122 (28-12-0)
7.	Don Johnson at Giants (L)	11/29/1953	121 (13-63t-1)
8.	Ryan Moats vs. Giants (L) OT	12/11/2005	114 (11-40t-2)
9.	Charlie Garner at 49ers (W)	10/2/1994	111 (16-28t-2)
10.	Toy Ledbetter at Bal. Colts (W)	10/15/1950	107 (23-14-1)
11.	Mike Hogan vs. Seahawks (W)	12/12/1976	104 (19-18-0)
	Bosh Pritchard at Bk. Dodgers (W)	11/15/1942	104 (14-26-0)
13.	Wilbert Montgomery vs. Jets (W)	12/18/1977	103 (22-27-2)
14.	Mike Hogan vs. Redskins (L) OT	9/27/1976	100 (22-32-0)
	Don Johnson vs. Bal.Colts (W)	11/15/1953	100 (11-66t-2)

100-YARD RECEIVING PERFORMANCES, ROOKIES

	PLAYER (GAME)	DATE	YDS (REC, TD)
1.	Don Looney at Redskins (L)	12/1/1940	180 (14, 0)
2.	Hank Baskett vs. Falcons (W)	12/31/2006	177 (7, 1)
3.	Jeremy Maclin at Cowboys (L)	1/9/2010 - NFC-WC	146 (7,1)
4.	Jeremy Maclin vs. Buccaneers (W)	10/11/2009	142 (6,2)
	Keith Jackson at Bears (L)	12/31/1988 - NFC-D	142 (7,0)
6.	Jordan Matthews vs. Panthers (W)	11/10/2014	138 (7, 2)
7.	Don Looney at Cle. Rams (L)	9/22/1940	129 (8, 2)
8.	Clyde Scott at Redskins (W)	11/13/1949	127 (4,1)
9.	Herman Hunter vs. LA Rams (W)	10/13/1985	120 (6,1)
10.	Fred Meyer at Redskins (L)	11/1/1942	119 (4, 0)
11.	Bobby Walston at Giants (L)	10/21/1951	118 (6, 2)
12.	Don Looney at Packers (L)	9/15/1940	115 (8, 1)
13.	Fred Barnett vs. Vikings (W)	10/15/1990	114 (4, 1)
14.	Charle Young (TE) at Cowboys (L)	11/18/1973	113 (4, 1)
15.	Hank Baskett vs. Cowboys (W)	10/8/2006	112 (3, 1)
	Fred Barnett at Bills (L)	12/2/1990	112 (2, 1)
	Charle Young (TE) at 49ers (L)	12/2/1973	112 (6, 1)
18.	DeSean Jackson at Cowboys (L)	9/15/2008	110 (6, 0)
19.	Fred Barnett vs. Packers (W)	12/16/1990	108 (5, 0)
	Charle Young (TE) vs. Patriots (W)	11/4/1973	108 (8, 2)
	Pete Pihos vs. Packers (W)	12/14/1947	108 (4, 1)
22.	Jordan Matthews at Packers (L)	11/16/2014	107 (5, 1)
23.	DeSean Jackson vs. Rams (W)	9/7/2008	106 (6, 0)
24.	Jordan Matthews at Giants (W)	12/28/2014	105 (8, 1)
25.	Charle Young (TE) at Redskins (L)	12/16/1973	104 (5, 1)

LONGEST RUSHING TDs, ROOKIES

	PLAYER (GAME)	YARDS
1.	Herman Hunter (11/24/1985 at Cowboys)	74t
2.	John Brewer (10/4/1952 vs. Giants)	71t
3.	Steve Van Buren (11/5/1944 at Brooklyn Tigers)	70t
	John Kusko (11/22/1936 vs. Bears)	70t
5.	LeSean McCoy (11/1/2009 vs. Giants)	66t
	Don Johnson (11/15/1953 vs. Baltimore Colts)	66t
7.	Bryce Brown (12/26/2012 vs. Panthers)	65t
8.	Don Johnson (11/29/1953 at Giants)	63t
9.	Ryan Moats (12/18/2005 at Rams)	59t
10.	Ken Keller (10/14/1956 at Steelers)	51t

LONGEST KICKOFF RETURNS, ROOKIES

	PLAYER	DATE	YARDS
1.	Josh Huff vs. Titans (W)	11/23/2014	107t
2.	Quintin Demps at Ravens (L)	11/23/2008	100t
3.	Wilbert Montgomery vs. Giants (W)	12/11/1977	99t
4.	Steve Van Buren vs. Giants (T)	11/12/1944	97t
	Bosh Pritchard at Redskins (L)	11/1/1942	97t
6.	Art Powell vs. Giants (W)	10/4/1959	95
7.	Andre Waters vs. Redskins (W)	11/18/1984	89t
8.	**Wendell Smallwood at Redskins (L)**	**10/16/2016**	**86t**
9.	Billy Walik at Packers (L)	10/25/1970	82
10.	Jim Castiglia vs. Redskins (L)	10/19/1941	72

LONGEST PUNT RETURNS, ROOKIES

	PLAYER	DATE	YARDS
1.	Damaris Johnson at Cowboys (L)	12/2/2012	98t
2.	Clyde Scott at Steelers (W)	10/30/1949	70t
3.	Pat McHugh at Boston Yanks (L)	11/23/1947	69t
4.	DeSean Jackson vs. Redskins (L)	10/5/2008	68t
5.	Bob Shann vs. Lions (L)	12/19/1965	63t
6.	Ernie Steele at NY Giants (L)	10/11/1942	62
7.	DeSean Jackson vs. Rams (W)	9/7/2008	60
8.	Art Powell vs. Steelers (W)	10/11/1959	58t
9.	Don Stevens vs. Redskins (W)	11/9/1952	56t
10.	Steve Van Buren vs. Boston Yanks (W)	10/22/1944	55t

TOP PASSING PERFORMANCES, ROOKIES

	PLAYER (GAME)	YARDS
1.	**Nick Foles (12/9/2012 at Buccaneers)**	**381**
2.	**Carson Wentz (11/6/2016 at Giants)**	**364**
3.	**Nick Foles (12/23/2012 vs. Redskins)**	**345**
4.	**Carson Wentz (12/11/2016 vs. Redskins)**	**314**
5.	**Carson Wentz (12/4/2016 at Bengals)**	**308**
6.	**Carson Wentz (9/25/2016 vs. Steelers)**	**301**
7.	Davey O'Brien (11/12/1939 vs. Packers)	289
8.	**Carson Wentz (9/11/2016 vs. Browns) - first start**	**278**

	PLAYER (GAME)	COMPLETIONS
1.	**Carson Wentz (12/4/2016 at Bengals)**	**36**
2.	**Carson Wentz (12/11/2016 vs. Redskins)**	**32**
	Carson Wentz (10/30/2016 at Cowboys)	**32**
	Nick Foles (12/23/2012 vs. Redskins)	**32**
	Nick Foles (12/9/2012 at Buccaneers)	**32**

	PLAYER (GAME)	TOUCHDOWNS
1.	Donovan McNabb (1/2/2000 vs. StL Rams)	3
	Sonny Jurgensen (11/24/1957 vs. Redskins)	3
3.	many times	2

LONGEST RECEIVING TDs, ROOKIES

	PLAYER (GAME)	YARDS
1.	Fred Barnett (12/2/1990 at Bills)	95t
2.	Hank Baskett (12/31/2006 vs. Falcons)	89t
3.	Hank Baskett (10/8/2006 vs. Cowboys)	87t
4.	Kenny Jackson (10/21/1984 vs. NY Giants)	83t
5.	Charle Young (11/18/1973 at Cowboys)	80t
6.	Mel Bleeker (10/22/1944 vs. Boston Yanks)	75t
7.	Glen Young (11/6/1983 vs. Cowboys)	71t
8.	Clyde Scott (11/13/1949 at Redskins)	70t

ALL-TIME 300-YARD PASSING GAMES

Date	Player/Opponent/Result	Att-Cmp-Yd-TD-INT
10/8/17	**Carson Wentz vs. Cardinals (W)**	**30-21-304-4-1**
9/17/17	**Carson Wentz at Chiefs (L)**	**46-25-333-2-1**
9/10/17	**Carson Wentz at Redskins (W)**	**39-26-307-2-1**
12/11/16	**Carson Wentz* vs. Redskins (L)**	**46-32-314-1-1**
12/4/16	**Carson Wentz* at Bengals (L)**	**60-36-308-1-3**
11/6/16	**Carson Wentz* at Giants (L)**	**47-27-364-0-2**
9/25/16	**Carson Wentz* vs. Steelers (W)**	**31-23-301-2-0**
1/3/16	Sam Bradford at Giants (W)	38-30-320-2-1
12/26/15	Sam Bradford vs. Redskins (L)	56-37-380-1-0
12/20/15	Sam Bradford vs. Cardinals (L)	41-28-361-2-2
10/11/15	Sam Bradford vs. Saints (W)	45-32-333-2-2
9/14/15	Sam Bradford at Falcons (L)	52-36-336-1-2
12/20/14	Mark Sanchez at Redskins (L)	50-37-374-2-1
11/23/14	Mark Sanchez vs. Titans (W)	43-30-307-1-2
11/16/14	Mark Sanchez at Packers (L)	44-26-346-2-2
11/10/14	Mark Sanchez vs. Panthers (W)	37-20-332-2-0
10/26/14	**Nick Foles at Cardinals (L)**	**62-36-411-2-2**
9/21/14	**Nick Foles vs. Redskins (W)**	**41-27-325-3-0**
9/15/14	**Nick Foles at Colts (W)**	**37-21-331-1-1**
9/7/14	**Nick Foles vs. Jaguars (W)**	**45-27-322-2-1**
12/15/13	**Nick Foles at Vikings (L)**	**48-30-428-3-1**
11/3/13	**Nick Foles at Raiders (W)**	**28-22-406-7-0**
9/15/13	Michael Vick vs. Chargers (L)	36-23-428-2-0
12/23/12	**Nick Foles* vs. Redskins (L)**	**48-32-345-1-1**
12/9/12	**Nick Foles* at Buccaneers (W)**	**51-32-381-2-0**
10/14/12	Michael Vick vs. Lions (L)	46-28-311-2-2
9/16/12	Michael Vick vs. Ravens (W)	32-23-371-1-2
9/9/12	Michael Vick at Browns (W)	56-29-317-2-4
1/1/12	Michael Vick vs. Redskins (W)	39-24-335-3-1
11/27/11	Vince Young vs. Patriots (L)	48-26-400-1-1
10/9/11	Michael Vick at Bills (L)	40-26-315-2-4
10/2/11	Michael Vick vs. 49ers (L)	46-30-416-2-1
12/2/10	Michael Vick vs. Texans (W)	33-22-302-2-1
11/28/10	Michael Vick at Bears (L)	44-29-333-2-1
11/15/10	Michael Vick at Redskins (W)	28-20-333-4-0
10/17/10	Kevin Kolb vs. Falcons (W)	29-23-326-3-1
12/27/09	Donovan McNabb vs. Broncos (W)	35-20-322-3-1
12/20/09	Donovan McNabb vs. 49ers (W)	36-21-306-1-2
11/15/09	Donovan McNabb at Chargers (L)	55-35-450-2-1
9/27/09	Kevin Kolb vs. Chiefs (W)	34-24-327-2-0
9/20/09	Kevin Kolb vs. Saints (L)	51-31-391-2-3
1/18/09	Donovan McNabb at Cardinals (L)	47-28-375-3-1
1/4/09	Donovan McNabb at Vikings (W)	34-23-300-1-1
11/16/08	Donovan NcNabb at Bengals (T) OT	58-28-339-1-3
11/2/08	Donovan McNabb at Seahawks (W)	43-28-349-2-1
9/7/08	Donovan McNabb vs. Rams (W)	33-21-361-3-0
12/30/07	Donovan McNabb vs. Bills (W)	41-29-345-1-1
11/25/07	A.J. Feeley at Patriots (L)	42-27-345-3-3
10/28/07	Donovan McNabb at Vikings (W)	36-23-333-1-0
9/23/07	Donovan McNabb vs. Lions (W)	26-21-381-4-0
12/31/06	A.J. Feeley vs. Falcons (W)	33-22-321-3-0
12/4/06	Jeff Garcia vs. Panthers (W)	39-21-312-3-0
10/22/06	Donovan McNabb at Buccaneers (L)	35-22-302-3-3
10/8/06	Donovan McNabb vs. Cowboys (W)	33-18-354-2-0
9/17/06	Donovan McNabb vs. Giants (L) OT	45-27-350-2-0
9/10/06	Donovan McNabb at Texans (W)	35-24-314-3-1
11/6/05	Donovan McNabb at Redskins (L)	35-22-304-1-1
10/2/05	Donovan McNabb at Chiefs (W)	48-33-369-3-1
9/25/05	Donovan McNabb vs. Raiders (W)	52-30-365-2-1
9/18/05	Donovan McNabb vs. 49ers (W)	29-23-342-5-0
2/6/05	Donovan McNabb vs. Patriots (L)	51-30-357-3-3
12/5/04	Donovan McNabb vs. Packers (W)	43-32-464-5-0
11/15/04	Donovan McNabb at Cowboys (W)	27-15-345-4-0
10/24/04	Donovan McNabb at Browns (W) OT	43-28-376-4-1
9/26/04	Donovan McNabb at Lions (W)	42-29-356-2-0
9/12/04	Donovan McNabb vs. Giants (W)	36-26-330-4-0
11/16/03	Donovan McNabb vs. Giants (W)	30-24-314-2-0
11/2/03	Donovan McNabb at Falcons (W)	33-21-312-1-0
9/9/01	Donovan McNabb vs. Rams (L)	48-32-312-2-1
12/10/00	Donovan McNabb at Browns (W)	36-23-390-4-0
10/1/00	Donovan McNabb vs. Falcons (W)	44-30-311-2-1
11/30/97	Bobby Hoying vs. Bengals (W)	42-26-313-4-1
11/24/96	Ty Detmer at Cardinals (L)	38-21-322-0-1
11/10/96	Ty Detmer vs. Bills (L)	44-26-315-2-1
10/27/96	Ty Detmer vs. Panthers (W)	38-23-342-1-1
12/24/94	Bubby Brister at Bengals (L)	37-26-325-1-0
12/4/94	R. Cunningham vs. Cowboys (L)	46-29-327-2-1
10/24/94	R. Cunningham vs. Oilers (W)	24-13-310-2-1
9/12/94	R. Cunningham vs. Bears (W)	36-24-311-3-0
9/4/94	R. Cunningham at Giants (L)	39-20-344-2-0
1/3/94	Bubby Brister at 49ers (W) OT	43-26-350-3-1
9/19/93	R. Cunningham vs. Redskins (W)	39-25-360-3-2
12/13/92	R. Cunningham at Seahawks (W) OT	44-27-365-0-1
11/10/91	Jim McMahon at Browns (W)	43-26-341-3-1
12/18/89	R. Cunningham at Saints (L)	39-19-306-2-2
10/2/89	R. Cunningham at Bears (L)	62-32-401-1-4
9/17/89	R. Cunningham at Redskins (W)	46-34-447-5-1
12/31/88	R. Cunningham at Bears (L)	54-27-407-0-3
11/6/88	R. Cunningham vs. Rams (W)	39-22-323-3-0
10/10/88	R. Cunningham vs. Giants (W)	41-31-369-3-0
11/29/87	R. Cunningham at Patriots (W) OT	31-18-314-2-1
10/11/87	Scott Tinsley at Cowboys (L)	34-24-338-3-0
12/15/85	Ron Jaworski at Chargers (L)	48-29-334-1-3
12/1/85	Ron Jaworski vs. Vikings (L)	42-23-320-2-1
11/3/85	Ron Jaworski at 49ers (L)	48-24-394-1-3
10/20/85	Ron Jaworski vs. Cowboys (W)	35-22-380-1-0
12/16/84	Joe Pisarcik at Falcons (L)	46-24-334-1-0
10/28/84	Ron Jaworski vs. Cardinals (L)	38-22-340-2-3
11/27/83	Ron Jaworski at Redskins (L)	36-19-333-3-1
9/11/83	Ron Jaworski vs. Redskins (L)	37-24-326-1-2
9/19/82	Ron Jaworski at Browns (W)	41-25-334-2-1
9/12/82	Ron Jaworski vs. Redskins (L) OT	38-27-371-2-0
10/18/81	Ron Jaworski at Vikings (L)	44-29-330-2-2
12/21/80	Ron Jaworski at Cowboys (L)	30-18-331-1-0
11/9/80	Ron Jaworski at Saints (W)	32-21-323-3-0
12/16/73	Roman Gabriel at Redskins (L)	39-22-302-1-1
12/2/73	Roman Gabriel at 49ers (L)	55-28-322-2-1
10/14/73	Roman Gabriel at Cardinals (W)	45-29-379-3-0
9/19/71	Pete Liske at Bengals (L)	40-20-301-2-3
9/28/69	Norm Snead vs. Steelers (W)	30-22-335-5-1
11/19/67	Norm Snead vs. Saints (W)	27-19-309-4-2
10/22/67	Norm Snead at Cardinals (L)	32-16-321-2-2
9/17/67	Norm Snead vs. Redskins (W)	27-18-301-2-0
12/5/65	Norm Snead vs. Cowboys (L)	43-20-320-0-1
11/14/65	Norm Snead vs. Redskins (W)	28-21-311-0-1
11/7/65	Norm Snead at Browns (L)	36-18-362-3-2
10/17/65	King Hill at Giants (L)	41-23-321-3-4
12/13/64	Norm Snead at Cardinals (L)	31-15-301-3-2
10/13/63	Sonny Jurgensen at Redskins (W)	29-17-315-4-2
9/15/63	Sonny Jurgensen vs. Steelers (T)	26-16-322-3-2
12/16/62	Sonny Jurgensen at Cardinals (L)	34-15-419-5-3
11/25/62	Sonny Jurgensen vs. Cowboys (W)	21-13-342-1-2
9/23/62	Sonny Jurgensen vs. Giants (L)	57-33-396-1-3
12/17/61	Sonny Jurgensen at Lions (W)	42-27-403-3-2
12/10/61	Sonny Jurgensen vs. Giants (L)	31-16-367-3-2

* - denotes rookie
Underline - denotes playoff game

ALL-TIME 300-YARD PASSING GAMES

Date	Player/Opponent/Result	Att-Cmp-Yd-TD-INT
11/16/58	Norm Van Brocklin vs. Cardinals(W)	29-19-318-2-1
10/1/55	Bobby Thomason vs. Redskins (L)	37-25-349-4-0
11/28/54	Adrian Burk vs. Redskins (W)	28-17-345-5-1
12/13/53	Bobby Thomason vs. Browns (W)	35-23-331-3-0
11/15/53	Bobby Thomason vs. Colts (W)	37-18-329-3-5
11/8/53	Bobby Thomason vs. Giants (W)	44-22-437-4-1
12/1/40	Davey O'Brien at Redskins (L)	60-33-316-1-0

* - denotes rookie
Underline - denotes playoff game

MOST 300-YARD PASSING GAMES, Career

1. Donovan McNabb 30
2. Randall Cunningham 13
3. Ron Jaworski. 12
4. Michael Vick 10
   Sonny Jurgensen 10

*includes playoff games

MOST 300-YARD PASSING GAMES, Season

1. Sam Bradford (2015). 5
   Donovan McNabb (2004). 5
   Sonny Jurgensen (1961). 5
4. **Carson Wentz (2016) - rookie. 4**
   Mark Sanchez (2014) 4
   Nick Foles (2014) 4
   Donovan McNabb (2006 and 2005) 4
   Randall Cunningham (1994). 4
   Ron Jaworski (1985) 4

*regular season only

CONSECUTIVE 300-YARD PASSING GAMES

1. Sam Bradford (2015). 3
   Mark Sanchez (2014) 3
   Nick Foles (2014) 3
   Michael Vick (2011-12) 3
   Donovan McNabb (2005). 3

MOST 400-YARD PASSING GAMES, Career

1. **Nick Foles 3**
   Michael Vick 3
   Randall Cunningham 3
   Sonny Jurgensen 3
5. Donovan McNabb 2

*includes playoff games

MOST 400-YARD PASSING GAMES, Season

1. **Nick Foles (2013) 2**
   Randall Cunningham (1989). 2
   Sonny Jurgensen (1961). 2

*regular season only

100-100-300 PERFORMANCES IN SAME GAME

Date	100-yd. Rusher (yards)	100-yd. Receiver (yards)	300-yd. Passer (yards)
9/23/07 vs. Det.	Brian Westbrook (110)	Kevin Curtis (221), Brian Westbrook (111)	Donovan McNabb (381)
10/22/06 at TB	Brian Westbrook (101)	Brian Westbrook (113)	Donovan McNabb (302)
10/1/00 vs. Atl.	Brian Mitchell (105)	Torrance Small (122)	Donovan McNabb (311)
12/13/92 at Sea.	Herschel Walker (111)	Fred Barnett (161)	Randall Cunningham (365)
11/29/87 at NE	Anthony Toney (123)	Mike Quick (121)	Randall Cunningham (314)
11/7/65 at Cle.	Timmy Brown (186)	Pete Retzlaff (151)	Norm Snead (362)
11/25/62 vs. Dal.	Timmy Brown (107)	Pete Retzlaff (113), Tommy McDonald (108)	Sonny Jurgensen (342)
11/15/53 vs. Bal.	Don Johnson (100)	Pete Pihos (118), Bobby Walston (110)	Bobby Thomason (329)

ALL-TIME 100-YARD RUSHING GAMES

Date	Player/Opponent/Result	Att-Yds-LG-TD
10/1/17	**LeGarrette Blount at LA Chargers (W)**	**16-136-68-0**
12/18/16	Ryan Mathews at Ravens (L)	20-128-19-1
11/13/16	Ryan Mathews vs. Falcons (W)	19-109-21-2
10/19/15	DeMarco Murray vs. Giants (W)	21-112-21-1
9/27/15	Ryan Mathews at Jets (W)	24-108-27-0
11/27/14	LeSean McCoy at Cowboys (W)	25-159-38t-1
11/23/14	LeSean McCoy vs. Titans (W)	21-130-53-1
11/2/14	LeSean McCoy at Texans (W)	24-117-26-0
10/12/14	LeSean McCoy vs. Giants (W)	22-149-28-0
12/29/13	LeSean McCoy at Cowboys (W)	27-131-20-0
12/22/13	LeSean McCoy vs. Bears (W)	18-133-19-2
12/22/13	Bryce Brown vs. Bears (W)	9-115-65t-1
12/8/13	LeSean McCoy vs. Lions (W)	29-217-57t-2
11/10/13	LeSean McCoy at Packers (W)	25-155-30-0
10/13/13	LeSean McCoy at Buccaneers (W)	25-116-19-0
9/19/13	LeSean McCoy vs. Chiefs (L)	20-158-41t-1
9/9/13	LeSean McCoy at Redskins (W)	31-184-34t-1
12/2/12	Bryce Brown* at Cowboys (L)	24-169-39-2
11/26/12	Bryce Brown* vs. Panthers (L) - first start	19-178-65t-2
11/5/12	LeSean McCoy at Saints (L)	19-119-34-0
9/30/12	LeSean McCoy vs. Giants (W)	23-123-34-0
9/9/12	LeSean McCoy at Browns (W)	20-110-22-0
12/18/11	LeSean McCoy vs. Jets (W)	18-102-33t-3
11/20/11	LeSean McCoy at Giants (W)	23-113-60-0
10/30/11	LeSean McCoy vs. Cowboys (W)	30-185-34-2
10/16/11	LeSean McCoy at Redskins (W)	28-126-21-1
9/25/11	LeSean McCoy vs. Giants (L)	24-128-21-1
9/11/11	LeSean McCoy at Rams (W)	15-122-49t-1
12/19/10	Michael Vick (QB) at Giants (W)	10-130-35-1
12/12/10	LeSean McCoy at Cowboys (W)	16-149-56-0
11/21/10	LeSean McCoy vs. Giants (W)	14-111-50t-1
11/15/10	Jerome Harrison at Redskins (W)	11-109-50t-1
9/19/10	LeSean McCoy at Lions (W)	16-120-46t-3
9/12/10	Michael Vick (QB) vs. Packers (L)	11-103-31-0
12/7/08	Brian Westbrook at Giants (W)	33-131-30t-1
11/27/08	Brian Westbrook vs. Cardinals (W)	22-110-17-2
10/26/08	Brian Westbrook vs. Falcons (W)	22-167-39t-2
12/23/07	Brian Westbrook at Saints (W)	17-100-21-0
12/9/07	Brian Westbrook vs. Giants (L)	20-116-21-0
11/18/07	Brian Westbrook vs. Dolphins (W)	32-148-36-0
11/11/07	Brian Westbrook at Redskins (W)	20-100-13-1
10/14/07	Brian Westbrook at Jets (W)	20-120-22-0
9/30/07	Correll Buckhalter at Giants (L)	17-103-17-0
9/23/07	Brian Westbrook vs. Lions (W)	14-110-25t-2
1/13/07	Brian Westbrook at Saints (L)	13-116-62t-2
1/7/07	Brian Westbrook vs. Giants (W)	20-141-49-1
12/25/06	Brian Westbrook at Cowboys (W)	26-122-16-0
11/26/06	Brian Westbrook at Colts (L)	20-124-21-1
11/19/06	Brian Westbrook vs. Titans (L)	22-102-27-0
11/12/06	Brian Westbrook vs. Redskins (W)	22-113-21-0
10/22/06	Brian Westbrook at Buccaneers (L)	13-101-23-0
9/24/06	Brian Westbrook at 49ers (W)	8-117-71t-2
12/11/05	Ryan Moats* vs. Giants (L) OT	11-114-40t-2
11/27/05	Brian Westbrook vs. Packers (W)	20-120-27t-1
10/3/04	Brian Westbrook at Bears (W)	22-119-29-0
9/12/04	Brian Westbrook vs. Giants (W)	17-119-50-0
1/11/04	Donovan McNabb vs. Packers (W)	11-107-41-0
12/7/03	Correll Buckhalter vs. Cowboys (W)	13-115-64t-1
10/26/03	Correll Buckhalter vs. Jets (W)	15-100-21-2
12/8/02	Duce Staley at Seahawks (W)	21-100-21t-1
11/17/02	Duce Staley vs. Cardinals (W)	31-135-13-0
10/28/02	Duce Staley vs. Giants (W)	24-126-23-0
10/28/02	Donovan McNabb vs. Giants (W)	8-107-40t-1
10/20/02	Duce Staley vs. Buccaneers (W)	24-152-57-0
10/6/02	Donovan McNabb at Jaguars (L)	12-100-26-1
11/18/01	Duce Staley at Cowboys (W)	26-102-18-0
11/11/01	Duce Staley vs. Vikings (W)	17-146-44t-1
10/7/01	Correll Buckhalter* vs. Cardinals (L)	21-134-37-0
11/26/00	Donovan McNabb at Redskins (W)	11-125-54-1
10/1/00	Brian Mitchell vs. Falcons (W)	2-105-85t-1
9/3/00	Duce Staley at Cowboys (W)	26-201-60-1
11/14/99	Duce Staley vs. Redskins (W)	28-122-20t-1
11/7/99	Duce Staley at Panthers (L)	17-140-29-1
10/17/99	Duce Staley at Bears (W)	23-101-26-0
10/10/99	Duce Staley vs. Cowboys (W)	22-110-19-0
9/12/99	Duce Staley vs. Cardinals (L)	21-111-24t-1
12/13/98	Duce Staley vs. Cardinals (L) OT	30-141-30t-1
11/8/98	Charlie Garner vs. Lions (W)	16-129-40-1
12/21/97	Charlie Garner at Redskins (L)	18-115-26-2
10/5/97	Ricky Watters vs. Redskins (W)	31-104-13-2
9/15/97	Ricky Watters at Cowboys (L)	20-106-20-0
12/1/96	Ricky Watters vs. Giants (W)	29-104-11-0
11/3/96	Ricky Watters at Cowboys (W)	24-116-17-1
10/20/96	Ricky Watters vs. Dolphins (W)	25-173-49t-1
10/13/96	Ricky Watters at Giants (W)	27-110-11-0
9/22/96	Ricky Watters at Falcons (W)	26-121-56t-2
9/15/96	Ricky Watters vs. Lions (W)	27-153-52-1
12/10/95	Ricky Watters vs. Cowboys (W)	33-112-15-1
11/26/95	Ricky Watters at Redskins (W)	25-124-25-2
10/15/95	Ricky Watters at Giants (W)	30-122-14-1
10/8/95	Ricky Watters vs. Redskins (W) OT	25-139-24-0
10/8/95	Charlie Garner vs. Redskins (W) OT	9-120-55t-3
10/9/94	Charlie Garner* vs. Redskins (W)	28-122-12-0
10/2/94	Charlie Garner* at 49ers (W)	16-111-28t-2
1/3/93	Heath Sherman at Saints (W)	21-105-16-1
12/27/92	Herschel Walker vs. Giants (W)	16-104-38-0
12/13/92	Herschel Walker at Seahawks (W) OT	23-111-18-1
12/6/92	Randall Cunningham vs. Vikings (W)	12-121-30-2
11/22/92	Heath Sherman at Giants (W)	17-109-30t-1
10/25/92	Herschel Walker vs. Cardinals (W)	20-112-36-0
9/13/92	Herschel Walker at Cardinals (W)	28-115-20-0
9/6/92	Herschel Walker vs. Saints (W)	26-112-32-0
11/12/90	Heath Sherman vs. Redskins (W)	35-124-22-0
11/4/90	Randall Cunningham vs. Patriots (W)	8-124-52t-1
11/4/90	Heath Sherman vs. Patriots (W)	24-113-17-0
9/23/90	Anthony Toney at Rams (W)	24-103-20-0
12/27/87	Keith Byars vs. Bills (W)	23-102-22-0
11/29/87	Anthony Toney at Patriots (W) OT	24-123-36-1
12/7/86	Keith Byars* vs. Cardinals (T) OT	24-127-32-0
11/16/86	Randall Cunningham vs. Lions (L)	14-110-20-0
12/22/85	Earnest Jackson at Vikings (W)	25-106-59-2
11/17/85	Earnest Jackson at Cardinals (W)	34-162-51t-1
10/13/85	Earnest Jackson vs. Cardinals (W)	27-103-13-0
12/9/84	Wilbert Montgomery vs. Patriots (W)	19-100-14-1
12/19/82	Wilbert Montgomery vs. Oilers (W)	17-147-90t-3
12/20/81	Wilbert Montgomery vs. Cardinals (W)	13-108-41-1
12/6/81	Wilbert Montgomery at Redskins (L)	27-116-13-0
11/22/81	Wilbert Montgomery vs. Giants (L)	25-102-24-0
11/15/81	Wilbert Montgomery vs. Colts (W)	22-115-13-2
11/8/81	Wilbert Montgomery at Cardinals (W)	20-118-23-0

* - denotes rookie

Underline - denotes playoff game

ALL-TIME 100-YARD RUSHING GAMES

Date	Player/Opponent/Result	Att-Yds-LG-TD
10/25/81	Wilbert Montgomery vs. Buccaneers (W)	22-119-12-1
9/17/81	Wilbert Montgomery at Bills (W)	27-125-15-0
9/13/81	Wilbert Montgomery vs. Patriots (W)	18-137-41-0
1/11/81	Wilbert Montgomery vs. Cowboys (W)	26-194-55-1
9/14/80	Wilbert Montgomery at Vikings (W)	20-169-72t-2
12/2/79	Wilbert Montgomery vs. Lions (W)	22-108-20-1
11/25/79	Leroy Harris at Packers (W)	9-137-80-0
11/18/79	Wilbert Montgomery vs. Cardinals (W)	26-118-52-0
11/12/79	Wilbert Montgomery at Cowboys (W)	25-127-37t-1
11/4/79	Wilbert Montgomery vs. Browns (L)	30-197-62t-1
10/14/79	Wilbert Montgomery at Cardinals (W)	25-117-13-1
10/7/79	Wilbert Montgomery vs. Redskins (W)	22-127-24-3
9/23/79	Wilbert Montgomery at Giants (W)	29-126-12-0
12/17/78	Wilbert Montgomery vs. Giants (W)	25-130-47-2
12/17/78	Mike Hogan vs. Giants (W)	22-100-18-0
12/3/78	Wilbert Montgomery at Vikings (L)	24-115-36-1
10/15/78	Wilbert Montgomery vs. Redskins (W)	25-125-24-1
10/1/78	Wilbert Montgomery at Colts (W)	25-144-14-1
9/24/78	Wilbert Montgomery vs. Dolphins (W)	25-111-12-0
9/17/78	Wilbert Montgomery at Saints (W)	18-104-19-0
12/18/77	Wilbert Montgomery* vs. Jets (W)	22-103-27-2
10/9/77	Herb Lusk at Giants (W)	17-117-70-2
12/12/76	Tom Sullivan vs. Seahawks (W)	23-121-26-2
12/12/76	Mike Hogan* vs. Seahawks (W)	19-104-18-0
9/27/76	Mike Hogan* vs. Redskins (L) OT	22-100-32-0
11/25/73	Tom Sullivan vs. Giants (W)	32-156-27-1
10/7/73	Tom Sullivan at Bills (L)	26-155-30-0
10/7/73	Norm Bulaich at Bills (L)	13-104-20-0
9/23/73	Tom Sullivan at Giants (T)	18-100-14-1
12/21/69	Cyril Pinder at 49ers (L)	25-128-29-1
12/7/69	Tom Woodeshick vs. Redskins (L)	20-102-21-0
11/16/69	Tom Woodeshick vs. Rams (L)	25-130-21-1
12/8/68	Tom Woodeshick vs. Saints (W)	18-122-30-1
9/22/68	Tom Woodeshick vs. Giants (L)	15-129-54-1
10/29/67	Tom Woodeshick vs. Cowboys (W)	20-101-26-1
10/8/67	Tom Woodeshick at Falcons (W)	20-129-41-1
12/18/66	Tom Woodeshick at Redskins (W)	27-105-21-2
12/4/66	Jack Concannon vs. Steelers (W)	15-129-29-1
10/23/66	Timmy Brown at Giants (W)	21-100-24-0
9/18/66	Izzy Lang vs. Falcons (W)	16-114-39-1
11/28/65	Timmy Brown at Cardinals (W)	18-180-43-1
11/7/65	Timmy Brown at Browns (L)	16-186-54-1
11/22/64	Earl Gros vs. Cardinals (L)	21-103-22-0
11/15/64	Earl Gros at Cowboys (W)	16-118-47-0
10/18/64	Ollie Matson at Giants (W)	19-100-54-2
10/11/64	Timmy Brown at Redskins (L)	14-101-36-2
10/4/64	Timmy Brown vs. Steelers (W)	16-116-33-0
10/4/64	Earl Gros vs. Steelers (W)	19-129-47-0
11/25/62	Timmy Brown vs. Cowboys (W)	17-107-22-2
10/23/60	Clarence Peaks at Browns (W)	13-102-57-0
11/1/59	Bill Barnes vs. Redskins (W)	13-163-61-1
10/25/59	Bill Barnes at Cardinals (W)	23-111-22-2
11/29/53	Don Johnson* at Giants (L)	13-121-63-1
11/15/53	Don Johnson* vs. Colts (W)	11-100-66-2
12/2/51	Frank Ziegler at Redskins (W)	20-136-28-0
11/19/50	Frank Ziegler vs. Cardinals (L)	18-113-52-0
11/12/50	Steve Van Buren at Redskins (W)	23-108-23-1
10/15/50	Toy Ledbetter* at Colts (W)	23-107-14-1
10/7/50	Frank Ziegler vs. Rams (W)	17-106-38-1
12/18/49	Steve Van Buren at Rams (W)	31-196-49-0
11/27/49	Steve Van Buren vs. Steelers (W)	27-205-41-0
11/20/49	Steve Van Buren vs. NY Bulldogs (W)	35-174-38-2
10/30/49	Steve Van Buren at Steelers (W)	17-103-31-2
10/23/49	Bosh Pritchard vs. Redskins (W)	11-128-77-1
10/3/49	Steve Van Buren at Lions (W)	33-135-12-2
11/21/48	Steve Van Buren vs. Redskins (W)	29-171-21-1
11/14/48	Steve Van Buren vs. Boston Yanks (W)	16-137-28-0
11/7/48	Steve Van Buren at Giants (W)	25-143-20-2
10/31/48	Steve Van Buren at Steelers (W)	22-109-21-1
11/2/47	Steve Van Buren at Redskins (W)	17-138-37-2
10/19/47	Steve Van Buren at Steelers (L)	21-133-45-0
10/5/47	Steve Van Buren vs. Giants (W)	16-105-28-0
11/24/46	Steve Van Buren vs. Redskins (L)	25-130-58-0
12/9/45	Steve Van Buren vs. Boston Yanks (W)	22-100-29-3
12/2/45	Steve Van Buren at Giants (L)	19-100-32-2
11/18/45	Steve Van Buren vs. Steelers (W)	19-107-24-2
11/11/45	Steve Van Buren vs. Giants (W)	19-129-28-2
11/5/44	Steve Van Buren* at Tigers (W)	12-129-70-2
11/28/43	Jack Hinkle at Redskins (W)	26-117-14-1
11/21/43	Jack Hinkle vs. Lions (W)	13-132-56-1
11/15/42	Bosh Pritchard* at Dodgers (W)	14-104-26-0
9/13/36	Swede Hanson vs. Giants (W)	15-107-NA-0
11/11/34	Swede Hanson vs. Dodgers (L)	17-118-NA-0
11/6/34	Swede Hanson vs. Reds (W)	18-190-NA-2
9/16/34	Swede Hanson at Packers (L)	13-116-NA-1

* - denotes rookie
Underline - denotes playoff game

MOST 100-YARD RUSHING GAMES, Career

1. Wilbert Montgomery 26
2. LeSean McCoy 23
3. Brian Westbrook 20
4. Steve Van Buren 19
5. Duce Staley 13

*includes playoff games

MOST 200-YARD RUSHING GAMES, Career

1t. LeSean McCoy, Duce Staley and Steve Van Buren . . 1

MOST 100-YARD RUSHING GAMES, Season

1. Wilbert Montgomery (1981) 8
2. LeSean McCoy (2013) 7
   Wilbert Montgomery (1979) 7
4. LeSean McCoy (2011) 6
   Brian Westbrook (2007) 6
   Brian Westbrook (2006) 6
   Ricky Watters (1996) 6
   Wilbert Montgomery (1978) 6

*regular season only

ALL-TIME 100-YARD RECEIVING GAMES

Date	Player/Opponent/Result	Yds (Rec, TD)
1/1/17	**Zach Ertz (TE) vs. Cowboys (W)**	**139 (13, 2)**
12/11/16	**Zach Ertz (TE) vs. Redskins (L)**	**112 (10, 0)**
9/25/16	**Darren Sproles (RB) vs. Steelers (W)**	**128 (6, 1)**
9/11/16	Jordan Matthews vs. Browns (W)	114 (7, 1)
1/3/16	**Zach Ertz (TE) at Giants (W)**	**152 (9, 0)**
12/26/15	**Zach Ertz (TE) vs. Redskins (L)**	**122 (13, 0)**
12/26/15	Jordan Matthews vs. Redskins (L)	104 (6, 1)
12/20/15	Jordan Matthews vs. Cardinals (L)	159 (8, 1)
11/15/15	**Brent Celek (TE) vs. Dolphins (L)**	**134 (4, 0)**
11/8/15	Jordan Matthews at Cowboys (W)	133 (9, 1)
9/14/15	Jordan Matthews at Falcons (L)	102 (10, 0)
12/28/14	Jordan Matthews* at Giants (W)	105 (8, 1)
12/20/14	**Zach Ertz (TE) at Redskins (L)**	**115 (15, 0)**
11/27/14	Jeremy Maclin at Cowboys (W)	108 (8, 0)
11/16/14	Jordan Matthews* at Packers (L)	107 (5, 1)
11/10/14	Jordan Matthews* vs. Panthers (W)	138 (7, 2)
11/10/14	**Brent Celek (TE) vs. Panthers (W)**	**116 (5, 0)**
11/2/14	Jeremy Maclin at Texans (W)	158 (6, 2)
10/26/14	Jeremy Maclin at Cardinals (L)	187 (12, 2)
9/21/14	Jeremy Maclin vs. Redskins (W)	154 (8, 1)
9/15/14	**Darren Sproles (RB) at Colts (W)**	**152 (7, 0)**
12/15/13	DeSean Jackson at Vikings (L)	195 (10, 1)
11/10/13	Riley Cooper at Packers (W)	102 (3, 2)
11/3/13	DeSean Jackson at Raiders (W)	150 (5, 1)
11/3/13	Riley Cooper at Raiders (W)	139 (5, 3)
10/13/13	Riley Cooper at Buccaneers (W)	120 (4, 1)
10/6/13	DeSean Jackson at Giants (W)	132 (7, 1)
9/15/13	DeSean Jackson vs. Chargers (L)	193 (9, 1)
9/15/13	LeSean McCoy (RB) vs. Chargers (L)	114 (5, 0)
9/9/13	DeSean Jackson at Redskins (W)	104 (7, 1)
12/23/12	Jeremy Maclin vs. Redskins (L)	116 (8, 1)
12/9/12	Jason Avant at Buccaneers (W)	133 (7, 0)
12/9/12	Jeremy Maclin at Buccaneers (W)	104 (9, 1)
11/5/12	DeSean Jackson at Saints (L)	100 (3, 1)
10/14/12	Jeremy Maclin vs. Lions (L)	130 (6, 1)
9/16/12	**Brent Celek (TE) vs. Ravens (W)**	**157 (8, 0)**
9/16/12	DeSean Jackson vs. Ravens (W)	114 (7, 0)
1/1/12	Jeremy Maclin vs. Redskins (W)	105 (8, 0)
12/18/11	**Brent Celek (TE) vs. Jets (W)**	**156 (5, 1)**
11/27/11	Jason Avant vs. Patriots (L)	110 (8, 1)
10/16/11	Jeremy Maclin at Redskins (W)	101 (5, 0)
10/9/11	Jason Avant at Bills (L)	139 (9, 0)
10/2/11	DeSean Jackson vs. 49ers (L)	171 (6, 0)
9/18/11	Jeremy Maclin at Falcons (L)	171 (13, 2)
9/11/11	DeSean Jackson at Rams (W)	102 (6, 1)
12/12/10	DeSean Jackson at Cowboys (W)	210 (4, 1)
11/21/10	Jeremy Maclin vs. Giants (W)	120 (9, 0)
11/7/10	DeSean Jackson vs. Colts (W)	109 (7, 1)
10/17/10	Jeremy Maclin vs. Falcons (W)	159 (7, 2)
10/3/10	LeSean McCoy (RB) vs. Redskins (L)	110 (12, 0)
9/26/10	DeSean Jackson at Jaguars (W)	153 (5, 1)
9/19/10	DeSean Jackson at Lions (W)	135 (4, 1)
1/9/10	Jeremy Maclin* at Cowboys (L)	146 (7, 1)
12/27/09	**Brent Celek (TE) vs. Broncos (W)**	**121 (4, 1)**
12/20/09	DeSean Jackson vs. 49ers (W)	140 (6, 1)
12/13/09	DeSean Jackson at Giants (W)	178 (6, 1)
11/22/09	DeSean Jackson at Bears (W)	107 (8, 1)
11/15/09	Jason Avant at Chargers (L)	156 (8, 0)
10/11/09	Jeremy Maclin* vs. Buccaneers (W)	142 (6, 2)
9/27/09	DeSean Jackson vs. Chiefs (W)	149 (6, 1)
9/27/09	**Brent Celek (TE) vs. Chiefs (W)**	**104 (8, 1)**
9/20/09	**Brent Celek (TE) vs. Saints (L)**	**104 (8, 0)**
9/20/09	DeSean Jackson vs. Saints (L)	101 (4, 1)
1/18/09	Kevin Curtis at Cardinals (L)	122 (4, 0)
12/15/08	Jason Avant vs. Browns (W)	101 (5, 0)
11/2/08	**Brent Celek (TE) at Seahawks (W)**	**131 (6, 0)**
9/15/08	DeSean Jackson* at Cowboys (L)	110 (6, 0)
9/7/08	Hank Baskett vs. Rams (W)	102 (2, 1)
9/7/08	DeSean Jackson* vs. Rams (W) - first start	106 (6, 0)
9/7/08	Greg Lewis vs. Rams (W)	104 (5, 0)
12/2/07	Kevin Curtis vs. Seahawks (L)	111 (6, 1)
10/28/07	Reggie Brown at Vikings (W)	105 (8, 0)
10/14/07	Kevin Curtis at Jets (W)	121 (5, 1)
9/23/07	Kevin Curtis vs. Lions (W)	221 (11, 3)
9/23/07	Brian Westbrook (RB) vs. Lions (W)	111 (5, 1)
	Westbrook also 14-110-2TDs rushing	
1/13/07	Donté Stallworth at Saints (L)	100 (3, 1)
12/31/06	Hank Baskett* vs. Falcons (W)	177 (7, 1)
12/4/06	Donté Stallworth vs. Panthers (W)	111 (4, 1)
11/12/06	Donté Stalllworth vs. Redskins (W)	139 (6, 1)
10/22/06	Brian Westbrook (RB) at Bucs (L)	113 (7, 1)
	Westbrook also 13-101-0TDs rushing	
10/15/06	Reggie Brown at Saints (W)	121 (6, 1)
10/8/06	Hank Baskett* vs. Cowboys (W)	112 (3, 1)
9/24/06	Reggie Brown at 49ers (W)	106 (5, 0)
9/17/06	L.J. Smith (TE) vs. Giants (L) OT	111 (7, 0)
9/10/06	Donté Stallworth at Texans (W)	141 (6, 1)
10/30/05	Terrell Owens at Broncos (L)	154 (3, 1)
10/2/05	Terrell Owens at Chiefs (W)	171 (11, 1)
9/25/05	Brian Westbrook (RB) vs. Raiders (W)	140 (6, 1)
9/18/05	L.J. Smith (TE) vs. 49ers (W)	119 (9, 1)
9/18/05	Terrell Owens vs. 49ers (W)	143 (5, 2)
9/12/05	Terrell Owens at Falcons (L)	112 (7, 0)
2/6/05	Terrell Owens vs. Patriots (L)	122 (9, 0)
12/5/04	Terrell Owens vs. Packers (W)	161 (8, 1)
12/5/04	Brian Westbrook (RB) vs. Packers (W)	156 (11, 3)
11/21/04	Todd Pinkston vs. Redskins (W)	106 (5, 0)
11/15/04	Terrell Owens at Cowboys (W)	134 (6, 3)
10/31/04	Terrell Owens vs. Ravens (W)	101 (8, 1)
10/24/04	Terrell Owens at Browns (W) OT	109 (4, 2)
10/24/04	Todd Pinkston at Browns (W) OT	100 (6, 0)
10/17/04	Terrell Owens vs. Panthers (W)	123 (4, 0)
10/3/04	Terrell Owens at Bears (W)	110 (8, 1)
9/26/04	Terrell Owens at Lions (W)	107 (6, 1)
12/21/03	Todd Pinkston vs. 49ers (L) OT	121 (5, 1)
9/22/02	Antonio Freeman vs. Cowboys (W)	118 (6, 1)
9/16/02	James Thrash at Redskins (W)	107 (6, 1)
12/30/01	James Thrash vs. Giants (W)	143 (7, 1)
12/22/01	Duce Staley (RB) at 49ers (L)	103 (9, 0)
9/23/01	James Thrash at Seahawks (W)	165 (10, 2)
12/10/00	Chad Lewis (TE) at Browns (W)	100 (5, 0)
10/1/00	Torrance Small vs. Falcons (W)	122 (4, 1)
10/31/99	Torrance Small vs. Giants (L) OT	119 (4, 1)
11/30/97	Irving Fryar vs. Bengals (W)	122 (7, 0)
11/23/97	Irving Fryar vs. Steelers (W)	116 (7, 1)
11/10/97	Irving Fryar vs. 49ers (L)	138 (9, 0)
10/12/97	Irving Fryar at Jaguars (L)	124 (10, 3)
9/28/97	Irving Fryar at Vikings (L)	120 (9, 1)
9/7/97	Irving Fryar vs. Packers (W)	125 (8, 0)
8/31/97	Michael Timpson at Giants (L)	125 (9, 0)
11/24/96	Irving Fryar at Cardinals (L)	131 (7, 0)
11/17/96	Chris T. Jones vs. Redskins (L)	103 (7, 1)
11/3/96	Irving Fryar at Cowboys (W)	120 (9, 1)
10/27/96	Irving Fryar vs. Panthers (W)	143 (7, 0)
10/20/96	Irving Fryar vs. Dolphins (W)	116 (8, 4)
9/15/96	Chris T. Jones vs. Lions (W)	121 (9, 1)

* - denotes rookie
Underline - denotes playoff game

ALL-TIME 100-YARD RECEIVING GAMES

Date	Player/Opponent/Result	Yds (Rec, TD)
12/30/95	Fred Barnett vs. Lions (W)	109 (8, 1)
12/17/95	Calvin Williams vs. Cardinals (W)	105 (7, 1)
11/12/95	Fred Barnett vs. Broncos (W)	105 (7, 0)
12/24/94	Calvin Williams at Bengals (L)	122 (6, 0)
11/6/94	Fred Barnett vs. Cardinals (W)	173 (11, 2)
10/24/94	Fred Barnett vs. Oilers (W)	187 (5, 1)
10/2/94	Calvin Williams at 49ers (W)	122 (9, 0)
9/12/94	Fred Barnett vs. Bears (W)	102 (8, 0)
1/3/94	James Joseph (RB) at 49ers (W) OT	109 (6, 0)
12/19/93	Calvin Williams at Colts (W)	105 (6, 1)
12/12/93	Herschel Walker (RB) vs. Bills (L)	109 (11, 0)
11/28/93	Herschel Walker (RB) at Redskins (W)	103 (10, 0)
9/19/93	Calvin Williams vs. Redskins (W)	181 (8, 3)
1/3/93	Fred Barnett at Saints (W)	102 (4, 2)
12/13/92	Fred Barnett at Seahawks (W) OT	161 (9, 0)
9/20/92	Fred Barnett vs. Broncos (W)	102 (5, 1)
9/20/92	Calvin Williams vs. Broncos (W)	108 (5, 2)
9/13/92	Fred Barnett at Cardinals (W)	193 (8, 2)
11/17/91	Fred Barnett vs. Bengals (W)	108 (6, 0)
11/10/91	Fred Barnett at Browns (W)	146 (8, 1)
9/22/91	Roy Green vs. Steelers (W)	114 (6, 0)
9/15/91	Fred Barnett at Cowboys (W)	111 (7, 1)
9/1/91	Keith Byars (RB) at Packers (W)	111 (8, 1)
1/5/91	Keith Jackson (TE) vs. Redskins (L)	116 (5, 0)
12/16/90	Fred Barnett* vs. Packers (W)	108 (5, 0)
12/2/90	Fred Barnett* at Bills (L)	112 (2, 1)
11/25/90	Keith Byars (RB) vs. Giants (W)	128 (8, 0)
10/15/90	Fred Barnett* vs. Vikings (W)	114 (4, 1)
9/30/90	Keith Byars (RB) vs. Colts (L)	133 (12, 0)
12/18/89	Keith Byars (RB) at Saints (L)	109 (6, 0)
10/2/89	Cris Carter at Bears (L)	113 (8, 0)
9/17/89	Keith Byars (RB) at Redskins (W)	130 (8, 0)
9/17/89	Keith Jackson (TE) at Redskins (W)	126 (12, 3)
9/10/89	Mike Quick vs. Seahawks (W)	140 (6, 1)
12/31/88	Keith Byars (RB) at Bears (L)	103 (9, 0)
12/31/88	Keith Jackson* (TE) at Bears (L)	142 (7, 0)
10/10/88	Cris Carter vs. Giants (W)	162 (5, 1)
9/18/88	Mike Quick at Redskins (L)	105 (4, 1)
12/20/87	Mike Quick at Jets (W)	148 (6, 2)
11/29/87	Mike Quick at Patriots (W) OT	121 (5, 2)
10/18/87	Otis Grant at Packers (L) OT	135 (7, 0)
10/11/87	Kevin Bowman at Cowboys (L)	123 (5, 1)
12/7/86	Mike Quick vs. Cardinals (T) OT	127 (5, 0)
11/30/86	Mike Quick at Raiders (W) OT	145 (8, 3)
9/21/86	Kenny Jackson vs. Broncos (L)	127 (5, 1)
12/1/85	Mike Quick vs. Vikings (L)	127 (8, 1)
11/10/85	Mike Quick vs. Falcons (W)	145 (3, 1)
11/3/85	Mike Quick at 49ers (L)	146 (6, 1)
10/27/85	Mike Quick vs. Bills (W)	117 (8, 1)
10/20/85	Kenny Jackson vs. Cowboys (W)	134 (6, 1)
10/13/85	Herman Hunter* (RB) vs. Cardinals (W)	120 (6, 1)
10/6/85	John Spagnola (TE) at Saints (L)	124 (12, 2)
12/16/84	Mike Quick at Falcons (L)	135 (7, 1)
12/2/84	John Spagnola (TE) vs. Cowboys (L)	114 (11, 0)
11/25/84	Mike Quick at Cardinals (L)	107 (8, 1)
11/4/84	Mike Quick at Lions (T) OT	110 (5, 1)
10/28/84	Mike Quick vs. Cardinals (L)	170 (6, 1)
9/2/84	Mike Quick at Giants (L)	147 (8, 1)
12/18/83	Harold Carmichael at Cardinals (L)	102 (5, 0)
11/27/83	Melvin Hoover at Redskins (L)	128 (4,0)
11/27/83	Mike Quick at Redskins (L)	104 (5, 2)
11/6/83	Mike Quick vs. Cowboys (L)	120 (7, 1)
10/2/83	Mike Quick at Falcons (W)	122 (4, 1)
9/25/83	Mike Quick vs. Cardinals (L)	133 (6, 0)
9/18/83	Mike Quick at Broncos (W)	152 (6, 1)
9/11/83	Mike Quick vs. Redskins (L)	106 (4, 1)
9/11/83	Harold Carmichael vs. Redskins (L)	108 (9, 0)
11/28/82	Harold Carmichael at Redskins (L)	109 (6, 1)
9/19/82	Harold Carmichael at Browns (W)	100 (6, 0)
11/8/81	Harold Carmichael at Cardinals (W)	103 (5, 2)
11/1/81	Harold Carmichael vs. Cowboys (L)	151 (5, 1)
10/18/81	Harold Carmichael at Vikings (L)	109 (8, 1)
10/18/81	Wilbert Montgomery (RB) at Vikings (L)	143 (10, 1)
12/14/80	Charles Smith vs. Cardinals (W)	134 (7, 0)
11/9/80	Charles Smith at Saints (W)	137 (9, 0)
11/2/80	Charles Smith at Seahawks (W)	109 (5, 1)
9/28/80	Harold Carmichael at Cardinals (L)	108 (5, 0)
9/7/80	Harold Carmiachel vs. Broncos (W)	135 (3, 1)
12/23/79	Harold Carmichael vs. Bears (W)	111 (6, 2)
9/10/79	Harold Carmichael vs. Falcons (L)	127 (9, 0)
12/24/78	Charlie Smith at Falcons (L)	108 (7,0)
12/3/78	Harold Carmichael at Vikings (L)	115 (4, 2)
11/19/78	Harold Carmichael at Giants (W)	105 (5, 0)
10/29/78	Harold Carmichael vs. Cardinals (L)	126 (7, 1)
10/22/78	Keith Krepfle (TE) at Cowboys (L)	100 (4, 1)
10/30/77	Harold Carmichael at Redskins (L)	116 (4, 1)
11/9/75	Charles Smith vs. Cardinals (L)	102 (7, 0)
12/8/74	Charle Young (TE) at Giants (W)	103 (9, 1)
11/17/74	Charle Young (TE) vs. Cardinals (L)	101 (7, 0)
12/16/73	Harold Carmichael at Redskins (L)	111 (4, 0)
12/16/73	Charle Young* (TE) at Redskins (L)	104 (5, 1)
12/9/73	Harold Carmichael vs. Jets (W)	146 (5, 1)
12/2/73	Charle Young* (TE) at 49ers (L)	112 (6, 1)
11/18/73	Charle Young* (TE) at Cowboys (L)	113 (4, 1)
11/11/73	Harold Carmichael vs. Falcons (L)	105 (6, 1)
11/4/73	Charle Young* (TE) vs. Patriots (W)	108 (8, 2)
10/14/73	Harold Carmichael at Cardinals (W)	187 (12, 2)
9/30/73	Norm Bulaich vs. Redskins (L)	109 (6, 1)
9/23/73	Harold Carmichael at Giants (T)	103 (5, 1)
12/17/72	Harold Carmichael at Cardinals (L)	100 (5, 1)
11/26/72	Harold Jackson at Giants (L)	152 (5, 1)
10/2/72	Harold Jackson vs. Giants (L)	138 (9, 0)
9/24/72	Harold Jackson vs. Browns (L)	131 (7, 1)
9/17/72	Harold Jackson at Cowboys (L)	161 (9, 0)
12/19/71	Harold Jackson at Giants (W)	145 (7, 1)
12/12/71	Harold Jackson vs. Cardinals (W)	109 (4, 1)
11/28/71	Ben Hawkins vs. Redskins (L)	126 (7, 0)
11/21/71	Harold Jackson at Cardinals (W)	117 (8, 1)
9/19/71	Ben Hawkins at Bengals (L)	118 (7, 2)
11/1/70	Ben Hawkins at Cowboys (L)	105 (2, 1)
10/11/70	Harold Jackson at Giants (L)	194 (7, 2)
12/7/69	Ben Hawkins vs. Redskins (L)	112 (4, 0)
11/30/69	Gary Ballman at Saints (L)	119 (4, 1)
11/23/69	Harold Jackson at Cardinals (W)	127 (8, 0)
11/9/69	Harold Jackson at Redskins (T)	112 (8, 0)

* - denotes rookie

Underline - denotes playoff game

ALL-TIME 100-YARD RECEIVING GAMES

Date	Player/Opponent/Result	Yds (Rec, TD)
10/26/69	Harold Jackson vs. Saints (W)	105 (6, 0)
10/19/69	Harold Jackson at Cowboys (L)	107 (3, 1)
10/13/69	Harold Jackson at Colts (L)	138 (8, 1)
10/5/69	Gary Ballman vs. Cowboys (L)	108 (5, 0)
9/28/69	Ben Hawkins vs. Steelers (W)	145 (7, 4)
11/10/68	Fred Hill (TE) vs. Redskins (L)	114 (9, 0)
10/27/68	Ben Hawkins at Steelers (L)	108 (7, 0)
10/6/68	Ben Hawkins at Redskins (L)	105 (6, 1)
9/29/68	Ben Hawkins vs. Cowboys (L)	103 (6, 0)
12/3/67	Ben Hawkins at Redskins (T)	151 (5, 2)
10/22/67	Ben Hawkins at Cardinals (L)	197 (6, 1)
10/15/67	Ben Hawkins vs. 49ers (L)	150 (6, 1)
10/1/67	Ben Hawkins vs. Steelers (W)	187 (8, 2)
9/17/67	Gary Ballman vs. Redskins (W)	105 (4, 2)
9/17/67	Ben Hawkins vs. Redskins (W)	100 (5, 0)
9/25/66	Pete Retzlaff (TE) vs. Giants (W)	120 (5, 1)
12/5/65	Ray Poage vs. Cowboys (L)	142 (5, 1)
12/5/65	Pete Retzlaff (TE) vs. Cowboys (L)	118 (6, 0)
11/28/65	Pete Retzlaff (TE) at Cardinals (W)	148 (9, 3)
11/14/65	Pete Retzlaff (TE) vs. Redskins (W)	204 (7, 0)
11/7/65	Pete Retzlaff (TE) at Browns (L)	151 (7, 3)
10/17/65	Pete Retzlaff (TE) at Giants (L)	133 (6, 1)
9/26/65	Timmy Brown (RB) vs. Giants (L)	106 (8, 0)
9/19/65	Timmy Brown (RB) vs. Cardinals (W)	129 (7, 1)
12/13/64	Pete Retzlaff (TE) at Cardinals (L)	106 (6, 1)
11/29/64	Pete Retzlaff (TE) at Browns (L)	100 (5, 1)
11/8/64	Pete Retzlaff (TE) at Rams (L)	105 (6, 0)
10/25/64	Bill Mack at Steelers (W)	104 (3, 1)
10/4/64	Timmy Brown (RB) vs. Steelers (W)	110 (2, 2)
	Brown also 16-116-0TDs rushing	
9/20/64	Pete Retzlaff (TE) vs. 49ers (L)	121 (8, 1)
9/13/64	Pete Retzlaff (TE) vs. Giants (W)	139 (6, 1)
10/13/63	Tommy McDonald at Redskins (W)	139 (8, 2)
10/6/63	Pete Retzlaff (TE) vs. Cowboys (W)	107 (4, 0)
9/15/63	Tommy McDonald vs. Steelers (T)	179 (7, 2)
12/16/62	Tommy McDonald at Cardinals (L)	162 (4, 3)
12/16/62	Timmy Brown (RB) at Cardinals (L)	199 (5, 2)
12/9/62	Pete Retzlaff (TE) vs. Steelers (L)	122 (7, 2)
12/2/62	Pete Retzlaff (TE) at Redskins (W)	135 (8, 1)
11/25/62	Tommy McDonald vs. Cowboys (W)	108 (3, 1)
11/25/62	Pete Retzlaff (TE) vs. Cowboys (W)	113 (4, 0)
10/28/62	Timmy Brown (RB) at Vikings (L)	174 (5, 1)
10/21/62	Howard Cassady vs. Redskins (L)	133 (8, 2)
10/14/62	Tommy McDonald at Cowboys (L)	131 (7, 0)
9/30/62	Tommy McDonald vs. Browns (W)	140 (6, 1)
9/23/62	Timmy Brown (RB) vs. Giants (L)	160 (9, 1)
9/16/62	Pete Retzlaff (TE) vs. Cardinals (L)	126 (4, 0)
12/17/61	Pete Retzlaff at Lions (W)	105 (9, 1)
12/10/61	Tommy McDonald vs. Giants (L)	237 (7, 2)
11/26/61	Tommy McDonald vs. Cowboys (W)	131 (5, 3)
11/5/61	Tommy McDonald vs. Bears (W)	109 (6, 1)
10/29/61	Tommy McDonald at Redskins (W)	141 (7, 1)
10/29/61	Pete Retzlaff at Redskins (W)	125 (7, 2)
10/1/61	Tommy McDonald vs. Cardinals (L)	187 (11, 0)
10/1/61	Bobby Walston vs. Cardinals (L)	127 (2, 0)
12/18/60	Tommy McDonald at Redskins (W)	116 (2, 2)
12/18/60	Timmy Brown (RB) at Redskins (W)	128 (5, 1)
12/18/60	Pete Retzlaff at Redskins (W)	110 (5, 1)
12/11/60	Timmy Brown (RB) at Steelers (L)	112 (3, 1)
12/4/60	Pete Retzlaff at Cardinals (W)	123 (5, 1)
11/20/60	Bobby Walston at Giants (W)	119 (6, 0)
11/6/60	Tommy McDonald vs. Steelers (W)	141 (8, 3)
10/9/60	Pete Retzlaff vs. Cardinals (W)	132 (7, 2)
12/6/59	Tommy McDonald at Redskins (W)	153 (9, 3)
11/15/59	Pete Retzlaff vs. Cardinals (W)	137 (5, 1)
10/25/59	Tommy McDonald at Cardinals (W)	122 (3, 2)
10/4/59	Tommy McDonald vs. Giants (W)	133 (6, 3)
12/14/58	Tommy McDonald at Redskins (L)	148 (4, 0)
11/16/58	Bill Barnes (RB) vs. Cardinals (W)	109 (7, 0)
10/26/58	Pete Retzlaff at Packers (L)	121 (6, 0)
10/14/56	Bobby Walston at Steelers (W)	108 (4, 1)
9/30/56	Bobby Walston at Rams (L)	115 (5, 0)
12/11/55	Pete Pihos at Bears (L)	114 (11, 0)
12/4/55	Pete Pihos vs. Cardinals (W)	127 (10, 1)
11/27/55	Pete Pihos vs. Rams (L)	103 (6, 1)
11/13/55	Bill Stribling vs. Browns (W)	123 (6, 2)
11/6/55	Pete Pihos at Redskins (L)	119 (8, 1)
12/12/54	Pete Pihos vs. Giants (W)	119 (8, 1)
11/28/54	Jerry Williams (RB) vs. Redskins (W)	163 (6, 1)
11/7/54	Dom Moselle (RB) vs. Cardinals (W)	100 (7, 1)
10/23/54	Pete Pihos at Steelers (L)	111 (7, 1)
10/17/54	Pete Pihos at Redskins (W)	132 (9, 3)
10/3/54	Jerry Williams (RB) at Cardinals (W)	166 (5, 1)
10/3/54	Bobby Walston at Cardinals (W)	110 (5, 3)
11/21/53	Pete Pihos vs. Cardinals (W)	113 (7, 0)
11/15/53	Pete Pihos vs. Colts (W)	118 (7, 1)
11/15/53	Bobby Walston vs. Colts (W)	110 (7, 0)
11/8/53	Bobby Walston vs. Giants (W)	176 (8, 2)
11/8/53	Pete Pihos vs. Giants (W)	145 (7, 2)
10/25/53	Pete Pihos at Cardinals (W)	156 (8, 1)
10/10/53	Bobby Walston at Browns (L)	110 (4, 0)
12/7/52	Bud Grant vs. Dallas Texans (W)	203 (11, 2)
11/30/52	Bud Grant at Cardinals (L)	186 (8, 1)
11/23/52	Bobby Walston at Browns (W)	121 (4, 1)
10/12/52	Bud Grant vs. Steelers (W)	111 (5, 1)
9/28/52	Bud Grant at Steelers (W)	135 (4, 1)
10/21/51	Bobby Walston* at Giants (L)	118 (6, 2)
10/22/50	Jack Ferrante at Steelers (W)	118 (5, 0)
10/15/50	Jack Ferrante at Colts (W)	103 (6, 0)
10/7/50	Jack Ferrante vs. Rams (W)	101 (4, 2)
11/13/49	Clyde Scott* (RB) at Redskins (W)	127 (4, 1)
12/12/48	Jack Ferrante vs. Lions (W)	184 (7, 3)
11/28/48	Pete Pihos vs. Steelers (W)	112 (7, 1)
11/7/48	Pete Pihos at Giants (W)	128 (5, 2)
12/14/47	Pete Pihos* vs. Packers (W)	108 (4, 1)
11/11/45	Jack Ferrante vs. Giants (W)	135 (5, 2)
10/28/45	Jack Ferrante vs. Browns (W)	101 (5,1)

* - denotes rookie

Underline - denotes playoff game

ALL-TIME 100-YARD RECEIVING GAMES

Date	Player/Opponent/Result	Yds (Rec, TD)
12/5/43	Tony Bova vs. Packers (L)	106 (3, 2)
11/1/42	Fred Meyer* at Redskins (L)	119 (4, 0)
12/1/40	Don Looney* at Redskins (L)	180 (14, 0)
10/26/40	Lester McDonald vs. Brook. Dodg. (L)	102 (6, 0)
9/22/40	Don Looney* at Rams (L)	129 (8, 2)
9/15/40	Don Looney* at Packers (L)	115 (8, 1)
11/19/39	Herschel Ramsey at Bears (L)	131 (8, 1)
9/11/38	Joe Carter vs. Redskins (L)	116 (6, 2)
11/14/37	Joe Carter at Packers (L)	139 (6, 1)

* - denotes rookie
Underline - denotes playoff game

MOST 100-YARD RECEIVING GAMES, Career

1. Pete Retzlaff 23
2. Harold Carmichael 21
   Mike Quick 21
4. DeSean Jackson 20
5. Tommy McDonald 17
6. Fred Barnett 15
7. Jeremy Maclin 14
   Pete Pihos 14
9. Ben Hawkins 13
   Harold Jackson 13

*includes playoff games

MOST 150-YARD RECEIVING GAMES, Career

1. DeSean Jackson 7
2. Jeremy Maclin 5
   Tommy McDonald 5
4. Ben Hawkins 4
   Fred Barnett 4

MOST 200-YARD RECEIVING GAMES, Career

1. DeSean Jackson 1
   Kevin Curtis 1
   Pete Retzlaff 1
   Tommy McDonald 1
   Bud Grant 1

MOST 100-YARD RECEIVING GAMES, Season

1. Terrell Owens (2004) 7
2. Irving Fryar (1997) 6
   Mike Quick (1983) 6
4. (nine times) last by DeSean Jackson (2013) 5

*regular season only

CONSECUTIVE 100-YD RECEIVING GAMES

	PLAYER (YEAR)	GAMES
1.	Terrell Owens (2004)	5
	Harold Jackson (last 2 in 1971, first 3 in 1972)	5
3.	Mike Quick (1983)	4
4.	(seven times) last by Irving Fryar (1996)	3

ALL-TIME MULTI-SACK GAMES

Date	Player/Opponent/Result	Sacks
9/10/17	**Brandon Graham at Redskins (W)**	**2.0**
12/11/16	**Fletcher Cox vs. Redskins (L)**	**1.5**
9/25/16	**Fletcher Cox vs. Steelers (W)**	**2.0**
12/26/15	**Fletcher Cox vs. Redskins (L)**	**2.0**
12/6/15	**Brandon Graham at Patriots (W)**	**2.0**
12/6/15	Connor Barwin at Patriots (W)	2.0
11/26/15	**Vinny Curry at Lions (L)**	**2.0**
11/8/15	**Brandon Graham at Cobwoys (W)**	**2.0**
10/11/15	**Fletcher Cox vs. Saints (W)**	**3.0**
11/23/14	Connor Barwin vs. Titans (W)	2.0
11/23/14	Trent Cole vs. Titans (W)	2.0
11/10/14	**Brandon Graham vs. Panthers (W)**	**1.5**
11/10/14	Connor Barwin vs. Panthers (W)	3.5
10/12/14	**Vinny Curry vs. Giants (W)**	**2.0**
10/12/14	Connor Barwin vs. Giants (W)	3.0
10/5/14	Connor Barwin vs. Rams (W)	2.0
12/22/13	Trent Cole vs. Bears (W)	3.0
12/22/13	**Mychal Kendricks vs. Bears (W)**	**2.0**
12/1/13	**Brandon Graham vs. Cardinals (W)**	**2.0**
12/1/13	Trent Cole vs. Cardinals (W)	2.0
11/17/13	Trent Cole vs. Redskins (W)	2.0
12/13/12	**Brandon Graham vs. Bengals (L)**	**2.5**
12/13/12	**Fletcher Cox* vs. Bengals (L)**	**1.5**
12/2/12	**Brandon Graham at Cowboys (L)**	**1.5**
9/23/12	Jason Babin at Cardinals (L)	1.5
12/18/11	Jason Babin vs. Jets (W)	3.0
12/11/11	Jason Babin at Dolphins (W)	3.0
12/11/11	Trent Cole at Dolphins (W)	3.0
12/1/11	Jason Babin at Seahawks (L)	2.0
10/30/11	Jason Babin vs. Cowboys (W)	2.0
10/2/11	Jason Babin vs. 49ers (L)	3.0
9/18/11	Cullen Jenkins at Falcons (L)	2.0
9/11/11	Jason Babin at Rams (W)	2.0
11/28/10	Trent Cole at Bears (L)	2.0
10/17/10	Trent Cole vs. Falcons (W)	2.0
9/26/10	Trent Cole at Jaguars (W)	2.0
9/26/10	Trevor Laws at Jaguars (W)	2.0
9/12/10	Juqua Parker vs. Packers (L)	2.0
12/20/09	Trent Cole vs. 49ers (W)	2.0
12/13/09	Darren Howard at Giants (W)	2.0
10/26/09	Trent Cole at Redskins (W)	2.0
9/13/09	Darren Howard at Panthers (W)	2.0
12/28/08	Chris Clemons vs. Cowboys (W)	2.0
11/16/08	Trent Cole at Bengals (T)	2.0
11/16/08	Darren Howard at Bengals (T)	2.0
11/2/08	Darren Howard at Seahawks (W)	1.5
9/21/08	Juqua Parker vs. Steelers (W)	2.5
9/21/08	Darren Howard vs. Steelers (W)	2.0
9/21/08	Omar Gaither vs. Steelers (W)	1.5
12/9/07	Trent Cole vs. Giants (L)	2.0
10/28/07	Trent Cole at Vikings (W)	2.0
9/23/07	Trent Cole vs. Lions (W)	3.5
9/23/07	Brodrick Bunkley vs. Lions (W)	2.0
9/23/07	Juqua Parker vs. Lions (W)	2.0
9/9/07	Trent Cole at Packers (L)	1.5
1/13/07	Darwin Walker at Saints (L)	2.0
12/31/06	Matt McCoy vs. Falcons (W)	2.0
12/31/06	Juqua Parker vs. Falcons (W)	2.0
11/19/06	Trent Cole vs. Titans (L)	1.5
10/8/06	Darwin Walker vs. Cowboys (W)	3.0
10/8/06	Darren Howard vs. Cowboys (W)	2.0
9/17/06	Jevon Kearse vs. Giants (L)	2.5
9/17/06	Trent Cole vs. Giants (L)	2.0
9/17/06	Mike Patterson vs. Giants (L)	1.5
9/10/06	Trent Cole at Texans (W)	2.0
11/20/05	Jevon Kearse at Giants (L)	2.5
11/20/05	Trent Cole* at Giants (L)	2.0
11/14/05	Trent Cole* vs. Cowboys (L)	2.0
9/12/05	Brian Dawkins at Falcons (L)	1.5
9/12/05	Darwin Walker at Falcons (L)	1.5
1/23/05	Derrick Burgess vs. Falcons (W)	2.0
12/5/04	Corey Simon vs. Packers (W)	2.0
12/5/04	Darwin Walker vs. Packers (W)	2.0
11/28/04	Corey Simon at Giants (W)	2.0
11/7/04	Sam Rayburn at Steelers (L)	2.0
10/31/04	Jevon Kearse vs. Ravens (W)	2.0
9/26/04	Jevon Kearse at Lions (W)	3.0
11/16/03	Darwin Walker vs. Giants (W)	1.5
12/21/02	N.D. Kalu at Cowboys (W)	2.0
12/8/02	Brandon Whiting at Seahawks (W)	2.0
12/1/02	N.D. Kalu vs. Rams (W)	3.0
12/1/02	Hugh Douglas vs. Rams (W)	2.0
11/3/02	Hugh Douglas at Bears (W)	2.0
10/20/02	Carlos Emmons vs. Buccaneers (W)	2.0
12/9/01	Derrick Burgess at Chargers (W)	2.0
11/29/01	Corey Simon at Chiefs (W)	2.0
11/25/01	Corey Simon vs. Redskins (L)	2.0
11/18/01	Troy Vincent at Cowboys (W)	1.5
11/11/01	Hugh Douglas vs. Vikings (W)	2.5
11/4/01	Hugh Douglas vs. Cardinals (W)	2.0
9/23/01	Brandon Whiting at Seahawks (W)	2.0
12/31/00	Hugh Douglas vs. Buccaneers (W)	2.0
11/19/00	Brian Dawkins vs. Cardinals (W)	2.0
11/19/00	Jeremiah Trotter vs. Cardinals (W)	2.0
11/19/00	Corey Simon vs. Cardinals (W)	1.5
11/5/00	Brandon Whiting vs. Cowboys (W)	1.5
10/22/00	Hugh Douglas vs. Bears (W)	1.5
10/8/00	Hugh Douglas vs. Redskins (L)	2.0
9/24/00	Corey Simon at Saints (W)	2.0
9/17/00	Hugh Douglas at Packers (L)	2.5
9/3/00	Hugh Douglas at Cowboys (W)	2.0
1/2/00	Tyrone Williams vs. Rams (W)	2.0
12/19/99	Mike Mamula vs. Patriots (W)	3.0
10/31/99	Greg Jefferson vs. Giants (L)	1.5
11/22/98	Bill Johnson at Giants (L)	1.5
11/15/98	Hugh Douglas at Redskins (L)	1.5
11/8/98	Hugh Douglas vs. Lions (W)	2.5
10/18/98	Hugh Douglas at Chargers (L)	4.5
10/11/98	Hollis Thomas vs. Redskins (W)	2.0
10/11/98	Hugh Douglas vs. Redskins (W)	1.5
10/11/98	Al Wallace vs. Redskins (W)	1.5
12/14/97	Greg Jefferson at Falcons (L)	2.0
11/2/97	Hollis Thomas at Cardinals (L)	1.5
10/26/97	Rhett Hall vs. Cowboys (W)	3.5
10/26/97	William Thomas vs. Cowboys (W)	2.0

* - denotes rookie
Underline - denotes playoff game

ALL-TIME MULTI-SACK GAMES

Date	Player/Opponent/Result	Sacks
9/1/96	Mike Mamula at Redskins (W)	2.0
12/17/95	William Fuller vs. Cardinals (L)	2.0
12/10/95	William Fuller vs. Cowboys (W)	1.5
12/3/95	William Fuller at Seahawks (L)	2.0
12/3/95	Kevin Johnson at Seahawks (L)	2.0
11/19/95	Mike Mamula vs. Giants (W)	3.0
11/19/95	Andy Harmon vs. Giants (W)	2.0
10/29/95	William Fuller vs. Rams (W)	2.0
10/29/95	Andy Harmon vs. Rams (W)	2.0
10/15/95	Andy Harmon at Giants (W)	2.0
10/15/95	Kevin Johnson at Giants (W)	2.0
10/8/95	Andy Harmon vs. Redskins (W)	3.0
10/1/95	Mike Mamula at Saints (W)	2.0
12/18/94	Mike Flores vs. Giants (L)	2.0
12/4/94	William Fuller at Cowboys (L)	1.5
11/6/94	Andy Harmon vs. Cardinals (W)	2.0
10/24/94	William Thomas vs. Oilers (W)	2.0
9/18/94	Bill Romanowski vs. Packers (W)	1.5
9/12/94	William Fuller vs. Bears (W)	2.0
1/3/94	Andy Harmon vs. 49ers (W)	3.0
12/26/93	Clyde Simmons vs. Saints (W)	2.0
12/6/93	Andy Harmon at Cowboys (L)	2.5
11/28/93	Mike Flores at Redskins (W)	2.0
10/31/93	Andy Harmon vs. Cowboys (L)	2.0
9/19/93	Clyde Simmons vs. Redskins (W)	2.0
12/27/92	Clyde Simmons vs. Giants (W)	1.5
12/13/92	Clyde Simmons at Seahawks (W)	2.0
12/13/92	Reggie White at Seahawks (W)	2.0
12/6/92	Andy Harmon vs. Vikings (W)	2.5
11/29/92	Mike Pitts at 49ers (L)	2.0
11/22/92	Reggie White at Giants (W)	3.5
11/22/92	Clyde Simmons at Giants (W)	3.0
11/8/92	Clyde Simmons vs. Los Angeles Raiders (W)	1.5
11/8/92	Reggie White vs. Los Angeles Raiders (W)	1.5
10/11/92	Clyde Simmons at Chiefs (L)	2.0
10/5/92	Reggie White vs. Cowboys (W)	2.0
9/20/92	Clyde Simmons vs. Broncos (W)	1.5
9/13/92	Clyde Simmons at Phoenix Cardinals (W)	3.0
12/22/91	Reggie White vs. Redskins (W)	2.0
12/8/91	Clyde Simmons at Giants (W)	2.0
12/2/91	Seth Joyner at Oilers (W)	2.0
11/17/91	Clyde Simmons vs. Bengals (W)	2.0
11/17/91	Reggie White vs. Bengals (W)	2.0
11/4/91	Clyde Simmons vs. Giants (W)	1.5
11/4/91	Reggie White vs. Giants (W)	1.5
10/6/91	Wes Hopkins at Buccaneers (L)	2.0
9/22/91	Clyde Simmons vs. Steelers (W)	2.0
9/15/91	Clyde Simmons at Cowboys (W)	4.5
9/15/91	Jerome Brown at Cowboys (W)	2.5
9/15/91	Mike Golic at Cowboys (W)	2.0
9/1/91	Reggie White at Packers (W)	3.0
12/29/90	Seth Joyner at Phoenix Cardinals (W)	2.0
12/16/90	Clyde Simmons vs. Packers (W)	1.5
12/16/90	Reggie White vs. Packers (W)	1.5
11/18/90	Clyde Simmons at Falcons (W)	2.0
11/12/90	Reggie White vs. Redskins (W)	2.0
11/4/90	Seth Joyner vs. Patriots (W)	2.0
10/15/90	Jessie Small vs. Vikings (W)	2.0
9/30/90	Reggie White vs. Colts (L)	3.0
9/16/90	Mike Pitts vs. Phoenix Cardinals (L)	2.0
9/16/90	Reggie White vs. Phoenix Cardinals (L)	2.0
12/18/89	Jerome Brown at Saints (L)	2.0
10/29/89	Clyde Simmons at Broncos (W)	3.5
10/29/89	Reggie White at Broncos (W)	1.5
10/22/89	Seth Joyner vs. Los Angeles Raiders (W)	2.0
10/15/89	Jerome Brown at Phoenix Cardinals (W)	2.5
10/8/89	Reggie White vs. Giants (W)	2.0
9/24/89	Reggie White vs. 49ers (L)	2.5
9/24/89	Mike Pitts vs. 49ers (L)	2.0
9/24/89	Clyde Simmons vs. 49ers (L)	2.0
9/17/89	Jerome Brown at Redskins (W)	2.0
9/10/89	Clyde Simmons vs. Seahawks (W)	2.0
12/18/88	Reggie White at Cowboys (W)	2.0
12/10/88	Reggie White at Phoenix Cardinals (W)	2.0
11/27/88	Clyde Simmons vs. Phoenix Cardinals (W)	2.5
11/6/88	Reggie White vs. Los Angeles Rams (W)	2.0
10/30/88	Reggie White vs. Falcons (L)	2.0
10/10/88	Reggie White vs. Giants (W)	2.5
10/2/88	Clyde Simmons vs. Oilers (W)	2.0
9/25/88	Reggie White at Vikings (L)	4.0
12/27/87	Reggie White vs. Bills (W)	2.0
12/20/87	Reggie White at Jets (W)	2.0
12/6/87	Reggie White at Giants (L)	2.0
11/29/87	Mike Pitts at Patriots (W)	2.0
11/29/87	Reggie White at Patriots (W)	2.0
11/22/87	Reggie White vs. St. Louis Rams (L)	2.0
11/15/87	Reggie White vs. Giants (L)	3.0
11/1/87	Jerome Brown at St. Louis Rams (W)	2.0
11/1/87	Reggie White at St. Louis Rams (W)	2.0
10/25/87	Reggie White vs. Cowboys (W)	2.5
10/18/87	Fred Smalls at Packers (L)	2.5
10/18/87	Ray Phillips at Packers (L)	1.5
9/20/87	Clyde Simmons vs. Saints (W)	1.5
9/20/87	Reggie White vs. Saints (W)	1.5
12/14/86	Reggie White at Cowboys (W)	3.0
12/7/86	Reggie White vs. St. Louis Rams (T)	2.0
11/30/86	Reggie White at Los Angeles Raiders (W)	4.0
11/23/86	Ken Clarke at Seahawks (L)	2.0
11/9/86	Greg Brown vs. Giants (L)	2.0
11/2/86	Reggie White at St. Louis Rams (L)	4.0
10/5/86	Garry Cobb at Falcons (W)	4.0
9/7/86	Ken Clarke at Redskins (L)	2.0
12/22/85	Garry Cobb at Vikings (W)	2.0
12/22/85	Reggie White at Vikings (W)	2.0
12/22/85	Reggie Wilkes at Vikings (W)	2.0
12/8/85	Ray Ellis vs. Redskins (L)	2.0
11/17/85	Reggie White at St. Louis Rams (W)	3.0
11/10/85	Ken Clarke vs. Falcons (W)	2.0
11/10/85	Reggie White vs. Falcons (W)	2.0
10/13/85	Greg Brown vs. St. Louis Rams (W)	3.0
10/6/85	Greg Brown at Saints (L)	1.5
10/6/85	Ken Clarke at Saints (L)	1.5
9/29/85	Reggie White vs. Giants (L)	2.5
9/29/85	Ken Clarke vs. Giants (L)	1.5
12/16/84	Greg Brown at Falcons (L)	4.0

* - denotes rookie

Underline - denotes playoff game

ALL-TIME MULTI-SACK GAMES

Date	Player/Opponent/Result	Sacks
12/16/84	Ken Clarke at Falcons (L)	2.0
12/16/84	Byron Darby at Falcons (L)	2.0
12/9/84	Byron Darby vs. Patriots (W)	1.5
12/9/84	Dennis Harrison vs. Patriots (W)	1.5
12/2/84	Greg Brown vs. Cowboys (L)	1.5
11/25/84	Dennis Harrison at St. Louis Rams (L)	1.5
11/4/84	Ken Clarke at Lions (T)	3.0
10/21/84	Dennis Harrison vs. Giants (W)	2.0
10/21/84	Greg Brown vs. Giants (W)	1.5
10/14/84	Ken Clarke vs. Colts (W)	2.0
10/14/84	Dennis Harrison vs. Colts (W)	2.0
9/30/84	Greg Brown at Redskins (L)	2.0
12/18/83	Greg Brown at St. Louis Rams (L)	2.5
11/20/83	Greg Brown vs. Giants (L)	2.0
11/13/83	Dennis Harrison at Bears (L)	3.0
10/9/83	Dennis Harrison at Giants (W)	2.0
10/2/83	Dennis Harrison at Falcons (W)	3.0
9/25/83	Carl Hairston at St. Louis Rams (L)	2.0
9/25/83	Joel Williams at St. Louis Rams (L)	1.5
12/26/82	Greg Brown at Cowboys (W)	2.0
12/26/82	Dennis Harrison at Cowboys (W)	1.5
12/19/82	Carl Hairston vs. Oilers (W)	2.0
12/11/82	Dennis Harrison at Giants (L)	2.0
12/5/82	Dennis Harrison vs. St. Louis Rams (L)	2.0
11/28/82	Dennis Harrison at Redskins (L)	2.0

* - denotes rookie
Underline - denotes playoff game

MOST MULTI-SACK GAMES, Career

1. Reggie White 38
2. Clyde Simmons 22
3. Trent Cole 20
4. Hugh Douglas 13
5. Dennis Harrison 11

*includes playoff games

MOST MULTI-SACK GAMES, Season

1. Reggie White (1987) 9
2. Clyde Simmons (1992) 7
3. Jason Babin (2011) 6
   Reggie White (1988) 6
5. Hugh Douglas (2000) 5
   Clyde Simmons (1991) 5

*regular season only

MOST 3-SACK GAMES, Career

1. Reggie White 9
2. Clyde Simmons 4
3. Trent Cole 3
   Jason Babin 3
5. Connor Barwin, four other players tied with 2

*includes playoffs

MOST 3-SACK GAMES, Season

1. Jason Babin (2011) 3
   Reggie White (1986) 3
3. Connor Barwin (2014) 2
   Dennis Harrison (1983) 2
   Clyde Simmons (1992) 2

*regular season only

MOST CONSECUTIVE MULTI-SACK GAMES

1. Reggie White (1987) 4
2. Jason Babin (2011) 3
   William Fuller (1995) 3
   Andy Harmon (1995) 3
   Dennis Harrison (1982) 3
   Reggie White (1986) 3

MULTI-INTERCEPTION GAMES SINCE 1960

Date	Player/Opponent/Result	INTs
1/1/17	**Jordan Hicks (LB) vs. Cowboys (W)**	**2**
12/22/16	**Malcolm Jenkins vs. Giants (W)**	**2**
9/9/12	Dominique Rodgers-Cromartie at Browns (W)	2
9/9/12	Kurt Coleman at Browns (W)	2
10/16/11	Kurt Coleman at Redskins (W)	3
11/21/10	Asante Samuel vs. Giants (W)	2
11/15/10	Dimitri Patterson at Redskins (W)	2
11/7/10	Asante Samuel vs. Colts (W)	2
11/29/09	Asante Samuel vs. Redskins (W)	2
10/11/09	Asante Samuel vs. Buccaneers (W)	2
9/13/09	Sheldon Brown at Panthers (W)	2
10/8/06	Lito Sheppard vs. Cowboys (W)	2
10/2/05	Sheldon Brown at Chiefs (W)	2
10/17/04	Lito Sheppard vs. Panthers (W)	2
12/8/02	Bobby Taylor at Seahawks (W)	2
1/12/02	Damon Moore vs. Buccaneers (W)	2
12/16/01	Brian Dawkins at Redskins (W)	2
9/24/00	Troy Vincent at Saints (W)	2
12/19/99	Troy Vincent vs. Patriots (W)	2
12/14/96	Michael Zordich at Jets (W)	2
9/22/96	William Thomas at Falcons (W)	2
12/17/95	William Thomas vs. Cardinals (W)	2
10/15/95	William Thomas at Giants (W)	2
12/26/93	Eric Allen vs. Saints (W)	2
10/17/93	Mark McMillian at Giants (L)	2
1/3/93	Eric Allen at Saints (W)	2
11/8/92	Eric Allen vs. Los Angeles Raiders (W)	2
11/17/91	Wes Hopkins vs. Bengals (W)	2
9/15/91	Rich Miano at Cowboys (W)	2
12/23/90	Eric Allen vs. Cowboys (W)	2
12/18/88	Wes Hopkins at Cowboys (W)	2
11/20/88	Terry Hoage at Giants (W)	2
9/4/88	Terry Hoage at Buccaneers (W)	2
9/20/87	Elbert Foules vs. Saints (W)	2
12/21/86	Roynell Young vs. Redskins (L)	2
9/14/86	Andre Waters at Bears (L)	2
10/20/85	Wes Hopkins vs. Cowboys (W)	2
12/2/84	Wes Hopkins vs. Cowboys (L)	2
12/19/82	Roynell Young vs. Oilers (W)	2
12/20/81	Herman Edwards vs. St. Louis Rams (W)	2
9/17/81	Brenard Wilson at Bills (W)	2
1/3/81	Herman Edwards vs. Vikings (W)	2
1/3/81	Roynell Young vs. Vikings (W)	2
9/22/80	Herman Edwards vs. Giants (W)	2
11/4/79	Herman Edwards vs. Browns (L)	2
10/14/79	Randy Logan at St. Louis Rams (W)	2
12/17/78	Herman Edwards vs. Giants (W)	2
9/17/78	Deac Sanders at Saints (W)	2
12/4/77	Randy Logan at Cowboys (L)	2
11/6/77	Deac Sanders vs. Saints (W)	2
10/9/77	Deac Sanders at Giants (W)	2
12/21/75	Frank LeMaster at Redskins (W)	2
12/21/75	Artimus Parker at Redskins (W)	2
11/30/75	Bill Bergey vs. 49ers (W)	2
10/5/75	Bill Bradley vs. Redskins (W)	2
11/5/72	Bill Bradley vs. St. Louis Rams (T)	2
10/8/72	Bill Bradley at Redskins (L)	2
12/12/71	Leroy Keyes vs. St. Louis Rams (W)	2
11/21/71	Bill Bradley at St. Louis Rams (W)	2
11/7/71	Bill Bradley at Redskins (T)	2
10/31/71	Bill Bradley vs. Broncos (W)	2
9/26/71	Bill Bradley vs. Cowboys (L)	2
11/8/70	Adrian Young vs. Dolphins (W)	2
12/21/69	Joe Scarpati at 49ers (L)	2
10/13/69	Nate Ramsey at Baltimore Colts (L)	2
11/17/68	Al Nelson at Giants (L)	2
10/29/67	Ron Medved vs. Cowboys (W)	2
10/23/66	Joe Scarpati at Giants (W)	3
9/18/66	Joe Scarpati vs. Falcons (W)	2
12/12/65	Jim Nettles at Steelers (W)	3
12/12/65	Joe Scarpati at Steelers (W)	2
11/28/65	Nate Ramsey at St. Louis Rams (W)	3
11/28/65	Al Nelson at St. Louis Rams (W)	2
12/13/64	Nate Ramsey at St. Louis Rams (L)	2
12/1/63	Dave Lloyd at Steelers (T)	2
10/13/63	Don Burroughs at Redskins (W)	2
12/9/62	Ben Scotti vs. Steelers (L)	2
10/6/62	Don Burroughs at Steelers (L)	2
12/3/61	Don Burroughs at Steelers (W)	3
12/3/61	Chuck Bednarik at Steelers (W)	2
11/27/60	Don Burroughs vs. Giants (W)	2
10/16/60	Gene Johnson vs. Lions (W)	2
10/9/60	Don Burroughs vs. St. Louis Rams (W)	2
9/30/60	Chuck Weber at Cowboys (W)	3

* - denotes rookie
Underline - denotes playoff game

MOST MULTI-INT GAMES, Career

1. Bill Bradley 7
2. Don Burroughs 5
   Herman Edwards 5
4. Asante Samuel, Eric Allen 4
   Wes Hopkins, Joe Scarpati. 4
   *includes playoff games

MOST MULTI-INT GAMES, Season

1. Bill Bradley (1971) 4
2. eight times, last by Asante Samuel (2010) 2
   *regular season only

MOST 3-INT GAMES, Career

1. Kurt Coleman 1
   Don Burroughs 1
   Jim Nettles 1
   Nate Ramsey. 1
   Joe Scarpati. 1
   Chuck Weber. 1
   *includes playoffs

CONSECUTIVE MULTI-INT GAMES

1. Bill Bradley (1971) 2

ALL-TIME INTERCEPTION RETURNS FOR TDS

Date	Player/Opponent/Result	Yards
12/22/16	**Malcolm Jenkins vs. Giants (W)**	**34**
12/11/16	Leodis McKelvin vs. Redskins (L)	29
10/16/16	**Malcolm Jenkins at Redskins (L)**	**64**
12/6/15	**Malcolm Jenkins at Patriots (W)**	**99**
11/8/15	**Jordan Hicks* at Cowboys (W)**	**67**
10/19/15	Nolan Carroll vs. Giants (W)	17
11/10/14	Bradley Fletcher vs. Panthers (W)	34
9/28/14	**Malcolm Jenkins at 49ers (L)**	**53**
12/22/13	Brandon Boykin vs. Bears (W)	54
11/13/11	Asante Samuel vs. Cardinals (L)	20
11/15/10	Dimitri Patterson at Redskins (W)	40
12/6/09	Sheldon Brown at Falcons (W)	83
10/26/09	Will Witherspoon at Redskins (W)	9
1/4/09	Asante Samuel at Vikings (W)	44
12/15/08	Asante Samuel vs. Browns (W)	50
10/12/08	Juqua Parker at 49ers (W)	55
12/17/06	Trent Cole at Giants (W)	19
12/10/06	Michael Lewis at Redskins (W)	84
11/12/06	Sheldon Brown vs. Redskins (W)	70
10/8/06	Lito Sheppard vs. Cowboys (W)	102
10/2/05	Sheldon Brown at Chiefs (W)	40
11/15/04	Lito Sheppard at Cowboys (W)	101
10/17/04	Lito Sheppard vs. Panthers (W)	64
10/5/03	ND Kalu vs. Redskins (W)	15
1/11/03	Bobby Taylor vs. Falcons (W)	39
12/21/02	Shawn Barber at Cowboys (W)	80
12/1/02	Bobby Taylor vs Rams (W)	23
1/12/02	Damon Moore vs. Buccaneers (W)	59
11/18/01	Jeremiah Trotter at Cowboys (W)	50
11/18/01	William Hampton at Cowboys (W)	33
11/19/00	Mike Caldwell vs. Cardinals (W)	26
9/3/00	Jeremiah Trotter at Cowboys (W)	27
1/2/00	Mike Mamula vs. Rams (W)	41
1/2/00	Al Harris vs. Rams (W)	17
11/21/99	Brandon Whiting vs. Colts (L)	22
10/24/99	Brian Dawkins at Dolphins (L)	67
10/3/99	Bobby Taylor at Giants (L)	18
12/7/97	Brian Dawkins vs. Giants (L)	64
11/3/96	Troy Vincent at Cowboys (W)	90 (lateral)
12/30/95	William Thomas vs. Lions (W)	30
12/30/95	Barry Wilburn vs. Lions (W)	24
9/10/95	William Thomas at Cardinals (W)	37
12/24/94	Mike Zordich at Bengals (L)	18
10/30/94	Greg Jackson at Redskins (W)	55
12/26/93	Eric Allen vs. Saints (W)	33
12/26/93	Eric Allen vs. Saints (W)	25
10/3/93	Eric Allen at Jets (W)	94
9/19/93	Eric Allen vs. Redskins (W)	29
1/3/93	Eric Allen at Saints (W)	18
12/6/92	Seth Joyner vs. Vikings (W)	24
11/22/92	Seth Joyner at Giants (W)	43
12/22/91	Otis Smith vs. Washington (W)	74
12/23/90	Eric Allen vs. Cowboys (W)	35
11/25/90	Byron Evans vs. Giants (W)	23
11/12/90	William Frizzell vs. Redskins (W)	30
12/3/89	Clyde Simmons at Giants (W)	60
9/10/89	Eric Everett vs. Seahawks (W)	30
10/27/85	Wes Hopkins vs. Bills (W)	24
9/29/85	Herman Edwards vs. Giants (L)	3
12/19/82	Richard Blackmore vs. Oilers (W)	20
12/17/78	Frank LeMaster vs. Giants (W)	9
10/15/78	John Sanders vs. Washington (W)	19
12/21/75	Frank LeMaster at Redskins (W)	89
12/21/75	Joe Lavender at Redskins (W)	36
9/29/74	Joe Lavender vs. Baltimore Colts (W)	37
12/9/73	John Outlaw vs. Jets (W)	45
12/19/71	Al Nelson at Giants (W)	19
10/19/69	Bill Bradley* at Cowboys (L)	56
10/13/69	Nate Ramsey at Baltimore Colts (L)	26
9/21/69	Joe Scarpati vs. Browns (L)	34
12/10/67	Joe Scarpati at Cowboys (L)	67
10/8/67	Don Hultz at Falcons (W)	16
11/20/66	Jim Nettles at 49ers (W)	34
12/12/65	Jim Nettles* at Steelers (W)	56
12/12/65	George Tarasovic at Steelers (W)	40
12/12/65	Maxie Baughan at Steelers (W)	33
12/6/64	Joe Scarpati* vs. Cowboys (W)	24
10/25/64	Irv Cross at Steelers (W)	94
11/10/63	Lee Roy Caffey* at Giants (L)	87
10/13/57	Jimmy Harris* at Browns (L)	65
10/5/57	Jerry Norton vs. Giants (L)	99
10/14/56	Eddie Bell at Steelers (W)	28
11/13/55	Bibbles Bawel vs. Browns (W)	40
10/15/55	Bibbles Bawel at Steelers (L)	42
12/12/54	Jerry Norton* vs. Giants (W)	69
11/15/53	Chuck Bednarik vs. Baltimore Colts (W)	26
12/14/52	Mike Jarmoluk at Redskins (L)	45
12/7/52	Vic Sears vs. Dallas Texans (W)	9
11/2/52	Russ Craft at Packers (L)	32
10/29/50	Joe Muha vs. Redskins (W)	19
10/22/50	Norm Willey* at Steelers (W)	41
9/24/50	Frank Reagan at Chicago Cardinals (W)	46 (lateral)
12/4/49	Joe Muha at Giants (W)	28
11/20/49	Pat McHugh vs. NY Bulldogs (W)	21
11/10/46	Gil Steinke at Giants (L)	52
12/3/44	Vic Lindskog* vs. Brooklyn Tigers (W)	65
11/26/44	Tom Miller vs. Bears (L)	35
11/19/44	Jack Hinkle at Redskins (W)	50
11/7/43	Larry Cabrelli vs. Redskins (T)	24
10/31/43	Ben Kish vs. Chicago Cardinals (W)	86
9/16/38	Jay Arnold at Pittsburgh Pirates (W)	22
10/10/37	Maurice Harper* at Redskins (W)	20
11/6/34	Swede Hanson vs. Cincinnati Reds (W)	N/A
11/26/33	Lee Woodruff vs. Cincinnati Reds (W)	55

* - denotes rookie
Underline - denotes playoff game

MOST INT-TDs, Career (includes playoffs)

1. Eric Allen 6
2. **Malcolm Jenkins 4**
3. Sheldon Brown, Asante Samuel, Lito Sheppard, Bobby Taylor, Joe Scarpati 3

MOST INT-TDs, Season (regular season only)

1. Eric Allen (1993) 4
2. **Malcolm Jenkins (2016)**, Lito Sheppard (2004), Seth Joyner (1992), Bibbles Bawel (1955) 2

MOST INT-TDs, Game

1. Eric Allen (12/26/93 vs. NO) 2

CONSECUTIVE GAMES WITH AN INT-TD

1. Eric Allen (1993) 2

ALL-TIME FUMBLE RECOVERIES FOR TDS

Date	Player/Opponent/Result	Yards
9/10/17	**Fletcher Cox at Redskins (W)**	**20**
1/3/16	Walter Thurmond at Giants (W)	83
10/5/14	Cedric Thornton vs. Rams (W)	0
9/7/14	**Fletcher Cox vs. Jaguars (W)**	**17**
10/27/13	**Najee Goode vs. Giants (L)**	**2**
12/18/11	Juqua Parker vs. Jets (W)	47
11/7/11	Brian Rolle vs. Bears (L)	22
9/11/11	Juqua Parker at Rams (W)	56
10/10/10	Quintin Mikell at 49ers (W)	52
12/13/09	Sheldon Brown at Giants (W)	60
9/13/09	Victor Abiamiri at Panthers (W)	2
12/28/08	Joselio Hanson vs. Cowboys (W)	96
12/28/08	Chris Clemons vs. Cowboys (W)	73
9/15/08	Chris Gocong at Cowboys (L)	0
12/30/07	Kevin Curtis vs. Bills (W)	0
12/23/07	Kevin Curtis at Saints (W)	0
9/24/06	Mike Patterson at 49ers (W)	98
10/9/05	Sheldon Brown at Cowboys (L)	80
1/16/05	Freddie Mitchell vs. Vikings (W)	0
12/15/02	Carlos Emmons vs. Redskins (W)	44
12/9/01	Brian Dawkins vs. Chargers (W)	49
9/30/01	Damon Moore vs. Cowboys (W)	10
9/15/97	William Thomas at Cowboys (L)	37
12/22/96	Mike Mamula vs. Cardinals (W)	4
10/13/96	William Thomas at Giants (W)	23
9/30/96	Rhett Hall vs. Cowboys (L)	32
12/24/95	Jerome Henderson at Bears (L)	0
10/29/95	Kevin Johnson vs. St. Louis Rams (W)	37
10/15/95	Mike Zordich at Giants (W)	58
9/24/95	Greg Jackson at Raiders (L)	45
1/3/94	Byron Evans at 49ers (W)	30
9/13/92	Reggie White at Phoenix Cardinals (W)	37
11/24/91	Seth Joyner at Phoenix Cardinals (W)	34
11/24/91	Clyde Simmons at Phoenix Cardinals (W)	0
10/6/91	Seth Joyner at Buccaneers (L)	0
11/12/90	Clyde Simmons vs. Redskins (W)	18
12/3/89	Andre Waters at Giants (W)	3
11/20/88	Cris Carter at Giants (W)	0
9/20/87	Seth Joyner vs. Saints (W)	18
9/13/87	Reggie White at Redskins (L)	70
12/15/85	Dave Little at Chargers (L)	0
12/26/82	Greg Brown at Cowboys (W)	0
10/11/81	Frank LeMaster at Saints (W)	47
9/27/81	Greg Brown* vs. Redskins (W)	7
11/16/80	Jerry Robinson at Redskins (W)	59
11/19/78	Herman Edwards at Giants (W)	26
12/1/74	Will Wynn vs. Packers (W)	87
10/6/74	Bill Dunstan at Chargers (W)	46
9/23/74	Joe Lavender vs. Cowboys (W)	96
11/4/73	Will Wynn* vs. Patriots (W)	24
11/21/71	Steve Smith at St. Louis Cardinals (W)	5
11/21/71	Ben Hawkins at St. Louis Cardinals (W)	5
11/15/70	Steve Preece vs. Falcons (T)	21
12/18/66	Harold Wells at Redskins (W)	60
10/10/65	George Tarasovic at Cowboys (W)	62
11/22/64	Mike Morgan* vs. St. Louis Cardinals (L)	0
11/27/60	J.D. Smith vs. Giants (W)	0
11/20/60	Jimmy Carr at Giants (W)	38
12/13/59	Don Owens vs. Browns (L)	3
11/22/59	Jerry Huth vs. Los Angeles Rams (W)	0
10/4/59	Chuck Weber vs. Giants (W)	0
12/12/54	Norm Willey vs. Giants (W)	0
10/25/53	Tom Scott* at Chicago Cardinals (W)	0
12/7/52	Ebert Van Buren vs. Dallas Texans (W)	0
11/16/52	Pete Pihos vs. Chicago Cardinals (W)	12
11/9/52	Mike Jarmoluk vs. Redskins (W)	16
11/4/51	Gerry Cowhig at Steelers (W)	25
10/29/50	John Green vs. Redskins (W)	2
11/6/49	Russ Craft vs. Los Angeles Rams (W)	21
10/31/48	Bosh Pritchard at Steelers (W)	18
10/5/47	Joe Muha vs. Giants (W)	2
10/8/44	Jack Banta vs. Redskins (T)	0
10/31/43	Jack Hinkle vs. Chicago Cardinals (W)	0
10/24/43	Al Wukits* at Giants (L)	2
11/1/42	Rupert Pate at Redskins (L)	53
9/20/42	Vic Sears at Cleveland Rams (L)	25
9/15/40	Don Looney* at Packers (L)	44
10/15/39	Theodore Schmitt at Giants (L)	63
9/25/38	Bob Pylman* vs. Giants (W)	88
9/25/38	Joe Carter vs. Giants (W)	92
9/16/38	Jay Arnold at Pittsburgh Pirates (W)	18
10/31/37	Joe Pilconis at Pittsburgh Pirates (L)	22

* - denotes rookie
Underline - denotes playoff game

MOST FR-TDs, Career

1. Seth Joyner 3
2. 9 players, last by **Fletcher Cox** 2

*includes playoff games

MOST FR-TDs, Season

1. Kevin Curtis (2007) 2
   Seth Joyner (1991) 2
   Juqua Parker (2011) 2

*regular season only

CONSECUTIVE GAMES WITH A FR-TD

1. Kevin Curtis (2007) 2

ALL-TIME KICK RETURNS FOR TDS

PUNT RETURNS FOR TOUCHDOWNS

Date	Player/Opponent/Result	Yards
12/2/12	Damaris Johnson* at Cowboys (L)	98
9/27/15	**Darren Sproles at Jets (W)**	**89**
11/22/92	Vai Sikahema at Giants (W)	87
9/13/09	DeSean Jackson at Panthers (W)	85
10/19/03	Brian Westbrook at Giants (W)	84
12/6/15	**Darren Sproles at Patriots (W)**	**83**
9/28/14	**Darren Sproles at 49ers (L)**	**82**
12/21/03	Brian Westbrook vs. 49ers (L)	81
10/4/59	Tommy McDonald vs. Giants (W)	81
10/25/42	Ernie Steele* at Bears (L)	80 (lateral)
12/21/47	Bosh Pritchard at Steelers (W)	79
11/25/02	Brian Mitchell at 49ers (W)	76
11/30/86	Greg Garrity at Los Angeles Raiders (W)	76
12/13/09	DeSean Jackson at Giants (W)	72
9/24/00	Brian Mitchell at Saints (W)	72
10/30/49	Clyde Scott* at Steelers (W)	70
11/23/47	Pat McHugh* at Boston Yanks (L)	69
10/5/08	DeSean Jackson* vs. Redskins (L)	68
11/6/66	Aaron Martin vs. Cowboys (W)	67
12/3/61	Timmy Brown at Steelers (W)	66
11/10/14	**Darren Sproles vs. Panthers (W)**	**65**
12/19/10	DeSean Jackson at Giants (W)	65
12/19/65	Bob Shann* vs. Lions (L)	63
10/11/59	Art Powell* vs. Steelers (W)	58
9/3/78	Wally Henry vs. Los Angeles Rams (L)	57
11/9/52	Don Stevens* vs. Redskins (W)	56
10/31/48	Bosh Pritchard at Steelers (W)	55
10/22/44	Steve Van Buren* vs. Boston Yanks (W)	55
10/6/68	Alvin Haymond at Redskins (L)	54
10/26/52	Bibbles Bawel* at Giants (W)	52
12/8/46	Steve Van Buren at Boston Yanks (W)	50
12/4/49	Frank Reagan at Giants (W)	41
11/2/47	Pete Pihos* at Redskins (W)	26
10/18/36	Stumpy Thomason at Boston Redskins (L)	15

* - denotes rookie
Underline - denotes playoff game

KICKOFF RETURNS FOR TOUCHDOWNS

Date	Player/Opponent/Result	Yards
11/23/14	Josh Huff* vs. Titans (W)	107
9/17/61	Timmy Brown vs. Browns (W)	105
10/7/50	Russ Craft vs. Los Angeles Rams (W)	103
9/21/14	Chris Polk vs. Redskins (W)	102
11/13/38	Dave Smukler at Brooklyn Dodgers (L)	100
11/23/08	Quintin Demps* at Ravens (L)	100
9/22/63	Timmy Brown vs. Cardinals (L)	100
12/2/62	Timmy Brown at Redskins (W)	99
12/11/77	Wilbert Montgomery* vs. Giants (W)	99
10/23/16	Josh Huff vs. Vikings (W)	98
9/22/68	Alvin Haymond vs. Giants (L)	98
12/2/45	Steve Van Buren at Giants (L)	98
11/1/42	Bosh Pritchard* at Redskins (L)	97
9/22/96	Derrick Witherspoon at Falcons (W)	97
11/12/44	Steve Van Buren* vs. Giants (T)	97
9/24/55	Jerry Norton vs. Giants (W)	96
11/24/96	Derrick Witherspoon at Cardinals (L)	95
9/28/47	Steve Van Buren vs. Redskins (W)	95
11/4/01	Brian Mitchell at Cardinals (W)	94
12/24/94	Herschel Walker at Bengals (L)	94
11/6/66	Timmy Brown vs. Cowboys (W)	93
12/2/79	Billy Campfield vs. Lions (W)	92
11/6/66	Timmy Brown vs. Cowboys (W)	90
11/14/99	Allen Rossum vs. Redskins (W)	89
11/18/84	Andre Waters* vs. Redskins (W)	89
10/1/00	Brian Mitchell vs. Falcons (W)	89
10/16/16	**Wendell Smallwood* at Redskins (L)**	**86**
12/17/95	Derrick Witherspoon vs. Cardinals (W)	86
11/2/97	Willie Clark at Cardinals (L)	39

* - denotes rookie

BLOCKED PUNT RETURNS FOR TOUCHDOWNS

Date	Player/Opponent/Result	Yards
12/6/15	**Najee Goode at Patriots (W)**	**24**
12/28/14	**Trey Burton* at Giants (W)**	**27**
10/5/14	**Chris Maragos vs. Rams (W)**	**10**
9/28/14	Brad Smith at 49ers (L)	0
11/22/92	Ken Rose at Giants (W)	3
9/2/84	Rich Kraynak at Giants (L)	8
10/31/71	Bill Hobbs vs. Broncos (W)	0
12/20/70	Mike Dirks vs. Steelers (W)	0
11/12/67	Jim Nettles at Los Angeles Rams (L)	0
12/18/49	Leo Skladany* at Los Angeles Rams (W)	2
11/3/46	Augie Lio vs. Giants (W)	0

* - denotes rookie
Underline - denotes playoff game

MISSED FIELD GOAL RETURNS FOR TOUCHDOWNS

Date	Player/Opponent/Result	Yards
9/26/71	Al Nelson vs. Cowboys (L)	101
12/11/66	Al Nelson vs. Browns (W)	100
9/16/62	Timmy Brown vs. St. Louis Cardinals (L)	99

BLOCKED FIELD GOAL RETURNS FOR TOUCHDOWNS

Date	Player/Opponent/Result	Yards
10/23/05	Matt Ware vs. Chargers (W)	65
11/20/88	Clyde Simmons at Giants (W)	15

BEST PERFORMANCES VS. EAGLES

SCORING

Most Touchdowns Scored

5 James Stewart, Jaguars (10/12/97 at Jax.) (all rushing)
4 Joseph Addai, Colts (11/26/06 at Ind.); Larry Brown, Redskins (12/16/73 at Was.); Ron Johnson, Giants (10/2/72 at Phi.); MacArthur Lane, Cardinals (10/18/70 at Phi.); John David Crow, Cardinals (12/16/62 at StL); Jim Taylor, Packers (11/11/62 at Phi.); Jim Brown, Browns (11/19/61 at Cle.)

Most Field Goals

5 (7 times) last by Josh Brown, Giants (10/27/13 at Phi., 5 att) and Al Del Greco, Titans (12/3/00 at Phi., 5 att)

Longest Field Goal

62 Matt Bryant, Buccaneers (10/22/06 at TB)
56 Justin Tucker, Ravens (9/16/12 at Phi.)
56 Mason Crosby, Packers (9/12/10 at Phi.)
56 Morten Andersen, Saints (12/26/93 at Phi.)
55 (2 times) last by Martin Gramatica (12/23/07 at NO)

RUSHING

Most Rushing Attempts

43 Butch Woolfolk, Giants (11/20/83 at Phi.)

Most Yards Rushing

237 Emmitt Smith, Cowboys (10/31/93 at Phi.) 30 att.
237 Jim Brown, Browns (11/19/61 at Cle.) 34 att.
235 Doug Martin, Buccaneers (11/22/15 vs. TB) 27 att.
223 Jim Brown, Browns (11/3/63 at Phi.) 28 att.
221 Gerald Riggs, Redskins (9/17/89 at Was.) 29 att.

Most Touchdowns Rushing

5 James Stewart, Jaguars (10/12/97 at Jax.)
4 Joseph Addai, Colts (11/26/06 at Ind.); Jim Taylor, Packers (11/11/62 at Phi.); Jim Brown, Browns (11/19/61 at Cle.)

Longest Run From Scrimmage

87t John Henry Johnson, Steelers (12/11/60 at Pit.)
85t Reggie Brooks, Redskins (9/19/93 at Phi.)
84t Herschel Walker, Cowboys (12/14/86 at Dal.)
84 Doug Martin, Buccaneers (11/22/15 vs. TB)

PASSING

Most Passes Attempted

63 Eli Manning, Giants (12/22/16 at Phi.)
58 Ryan Fitzpatrick, Jets (9/27/15 at NYJ)
56 Tom Brady, Patriots (12/6/15 at NE)
56 Fran Tarkenton, Vikings (12/3/78 at Min.)
54 (2 times) last by Tom Brady, Patriots (11/25/07 at NE)

Most Passes Completed

38 Eli Manning, Giants (12/22/16 at Phi.)
37 Daunte Culpepper, Vikings (9/20/04 at Phi.)
36 Philip Rivers, Chargers (9/15/13 at Phi.)
35 Eli Manning, Giants (9/24/17 at Phi.)
35 Ryan Fitzpatrick, Jets (9/27/15 at NYJ)

Most Yards Gained Passing

446 Jon Kitna, Lions (9/23/07 at Phi.)
429 Eli Manning, Giants (9/28/14 at NYG)
428 Joe Montana, 49ers (9/24/89 at Phi.)
427 Kirk Cousins, Redskins (9/21/14 at Phi.)
419 Philip Rivers, Chargers (9/15/13 at Phi.)

Most Touchdown Passes

5 Matthew Stafford, Lions (11/26/15 at Det.); Jameis Winston, Buccaneers (11/22/15 vs. TB); Eli Manning, Giants (12/30/12 at NYG); Joe Montana, 49ers (9/24/89 at Phi.); Craig Morton, Cowboys (10/19/69 at Dal.); Don Meredith, Cowboys (10/9/66 at Dal.); Don Meredith, Cowboys (9/29/68 at Phi.); Sonny Jurgensen, Redskins (10/11/64 at Was.); Sammy Baugh, Redskins (9/28/47 at Phi.); Frank Filchock, Redskins (10/8/44 at Phi.)

Longest Pass Play

96 Bill Kilmer to Walter Roberts, Saints (11/19/67 at Phi.)
93t Neil Lomax to Ernie Jones, Cardinals (12/10/88 at Pho.)
91t Jon Kitna to Roy Williams, Lions (9/23/07 at Phi.)
90t Seneca Wallace to Koren Robinson (11/2/08 at Sea.)
90t Virgil Carter to Speedy Thomas, Bengals (9/19/71 at Cin.)

RECEIVING

Most Passes Caught

13 Wes Welker, Patriots (11/25/07 at NE)
13 Terrell Owens, 49ers (11/25/02 at SF)
12 (7 times) last by Antonio Brown (9/25/16 vs. Pit.)

Most Yards Gained Receiving

225 Kenny Britt, Titans (10/24/10 at Ten.) 7 rec.
213 Tony Hill, Cowboys (11/12/79 at Dal.) 7 rec.
212 Hugh Taylor, Redskins (9/28/47 at Phi.) 8 rec.
204 Roy Williams, Lions (9/23/07 at Phi.) 9 rec.
193 Jessie Hester, Raiders (11/30/86 at LA) 4 rec.

Most Touchdown Passes Caught

3 (17 times) last by Calvin Johnson, Lions (11/26/15 at Det.)

INTERCEPTIONS

Most Interceptions

3 (14 times) last by Lofa Tatupu, Seahawks (12/2/07 at Phi.)

Longest Interception Return

107t Ed Reed, Ravens (11/23/08 at Bal.)
100t Mike Gaechter, Cowboys (10/14/62 at Dal.)
99t Patrick Robinson, Saints (11/5/12 at NO)
98 Brandon McDonald (12/15/08 vs. Cle.)
97t Darren Sharper, Saints (9/20/09 at Phi.)

MISCELLANEOUS

Most Punts

14 Sammy Baugh, Redskins (11/5/39 at Was.)

Longest Punt

85 Sammy Baugh, Redskins (12/1/40 at Was.)
80 Parker Hall, Cleveland Rams (12/3/39 at Phi.)

Longest Kickoff Return

105t Trindon Holliday, Broncos (9/29/13 at Den.)
104t Buddy Young, Colts (11/15/53 at Phi.)
103t George Hoey, Cardinals (11/21/71 at StL)
102t Larry Jones, Redskins (11/24/74 at Was.)
101t Wallace Francis, Bills (10/7/73 at Buf.)
101t Amos March, Cowboys (10/14/62 at Dal.)

Longest Punt Return

90t Adam Jones, Titans (11/19/06 at Phi.)
90t Jacquez Green, Redskins (9/16/02 at Was.)
88t Andre Coleman, Chargers (9/17/95 at Phi.)
88t George Grosvenor, Cardinals (11/8/36 at Chi.)
87t Ted Ginn Jr., Dolphins (11/18/07 at Phi.)
86t Johnny Roland, Cardinals (10/2/66 at Phi.)

Longest Fumble Return

93t James Sanders, Cardinals (9/23/12 at Arz.)
74t Bull Karcis, Giants (10/16/38 at NYG)
69t DeMarcus Ware, Cowboys (10/8/06 at Phi.)
65t Willie Teal, Vikings (12/1/85 at Phi.)
64 Ray Edwards, Falcons (9/18/11 at Atl.)

Longest Return With Intercepted Lateral

93t Dick Poillon, Redskins (11/21/48 at Phi.)

SINGLE-SEASON TEAM RECORDS

SCORING

Most Points Scored
474 (2014, 16 games)
442 (2013, 16 games)
439 (2010, 16 games)
429 (2009, 16 games)
416 (2008, 16 games)

Fewest Scored
51 (1936, 12 games)
60 (1935, 11 games)
77 (1933, 9 games)

Most Allowed
444 (2012, 16 games)
430 (2015, 16 games)
409 (1967, 14 games)
400 (2014, 16 games)
393 (1973, 14 games)

Fewest Allowed
85 (1934, 11 games)
131 (1944, 10 games)
133 (1945, 10 games)

TOUCHDOWNS

Most Scored
54 (2014, 16 games)
53 (2013, 16 games)
50 (1948, 12 games)
49 (3x - 2010, 16 games)

Fewest Scored
6 (1936, 12 games)

Most Allowed
52 (2012, 16 games)
52 (1967, 14 games)
50 (2015, 16 games)
48 (2014, 16 games)

Fewest Allowed
10 (1934, 11 games)
17 (1950, 12 games)
17 (1949, 12 games)
18 (1945, 10 games)

Most by Rushing
25 (1949, 12 games)
25 (1945, 10 games)
23 (2003, 16 games)

Most by Passing
34 (1990, 16 games)
34 (1961, 14 games)
33 (1954, 12 games)
32 (2013, 16 games)
32 (2004, 16 games)

KICKING

Most Field Goals Made
35 (2016, 16 games)
33 (2008, 16 games)
32 (2014, 16 games)
32 (2010, 16 games)
32 (2009, 16 games)

Most PATs Made
54 (2014, 16 games)
50 (1948, 12 games)
48 (2006, 16 games)
48 (1980, 16 games)
47 (2x - 2010, 16 games)

RUSHING

Most Attempts
632 (1949, 12 games)
587 (1978, 16 games)
581 (1950, 12 games)

Most Yards Gained
2,607 (1949, 12 games)
2,566 (2013, 16 games)
2,556 (1990, 16 games)
2,509 (1981, 16 games)
2,456 (1978, 16 games)

PASSING

Most Attempts
623 (2015, 16 games)
621 (2014, 16 games)
620 (2005, 16 games)
618 (2012, 16 games)
609 (2016, 16 games)

Most Completions
405 (2015, 16 games)
384 (2014, 16 games)
380 (2016, 16 games)
367 (2012, 16 games)
362 (2008, 16 games)

Most Yards Gained (Gross)
4,581 (2014, 16 games)
4,406 (2013, 16 games)
4,380 (2009, 16 games)
4,341 (2015, 16 games)
4,309 (2006, 16 games)

TOTAL NET YARDS

Most Gained
6,676 (2013, 16 games)
6,386 (2011, 16 games)
6,348 (2014, 16 games)
6,230 (2010, 16 games)
6,103 (2006, 16 games)

FIRST DOWNS

Most First Downs
356 (2014, 16 games)
356 (2011, 16 games)
355 (2013, 16 games)
339 (2015, 16 games)
333 (2016, 16 games)

Most by Rushing
157 (1981, 16 games)
143 (1978, 16 games)
143 (1949, 12 games)
142 (1950, 12 games)
138 (1992, 16 games)

Most by Passing
218 (2014, 16 games)
204 (2008, 16 games)
203 (1997, 16 games)
197 (2013, 16 games)
197 (2011, 16 games)

Most by Penalty
41 (2003, 16 games)
36 (2015, 16 games)
34 (1988, 16 games)
32 (1998, 16 games)
31 (2012, 16 games)

FUMBLES

Most Opponents' Fumbles Recovered
27 (1987, 15 games)
26 (1989, 16 games)
25 (1971, 14 games)
22 (1991, 16 games)
22 (2002, 16 games)
22 (1954, 12 games)

INTERCEPTIONS

Most Thrown
36 (1936, 12 games)
34 (1933, 9 games)
31 (1963, 14 games)
31 (1962, 14 games)
31 (1953, 12 games)

Most Intercepted
33 (1944, 10 games)
32 (1988, 16 games)
31 (1950, 12 games)
30 (1960, 12 games)
30 (1989, 16 games)

PENALTIES

Most Penalties
138 (1994, 16 games)
134 (2005, 16 games)
129 (2010, 16 games)
124 (2004, 16 games)
120 (1990, 16 games)

Most Yards Penalized
1,130 (2005, 16 games)
1,107 (1994, 16 games)
1,101 (2010, 16 games)
995 (2014, 16 games)
983 (2006, 16 games)

QUARTERBACK SACKS

Most Sacks Made
62 (1989, 16 games)
60 (1984, 16 games)
57 (1987, 15 games)
56 (2002, 16 games)
55 (1992, 16 games)
55 (1991, 16 games)

Most Sacks Allowed
104 (1986, 16 games)
72 (1987, 15 games)
64 (1997, 16 games)
64 (1992, 16 games)
60 (1984, 16 games)

Fewest Sacks Allowed
22 (1981, 16 games)
23 (2008, 16 games)
23 (1970, 14 games)
26 (1971, 14 games)
26 (1968, 14 games)

Best Season, win percentage
1949 Won 11, Lost 1 (.917)

Best Season, win total
2004 13 wins, 3 losses

Worst Season
1936 Won 1, Lost 11 (.083)

Longest Winning Streak
9 (10/19/03 - 12/15/03)
9 (9/30/60 - 12/4/60)

Longest Winning Streak at Home
13 (12/14/47 - 12/11/49)

Longest Losing Streak at Home
10 (10/14/12 - 10/27/13)

Longest Winning Streak on Road
9 (10/19/03 - 10/24/04)
9 (11/12/00 - 12/16/01)

Longest Losing Streak on Road
12 (12/14/97 - 10/3/99)
12 (10/15/39 - 12/1/40)

Longest Losing Streak
14 (9/20/36 - 9/21/37)

Most Consecutive Wins - Start of Season
7 in 2004

Most Consecutive Wins - End of Season
8 in 1949 (Reg. Season)

Most Consecutive Losses - Start of Season
11 in 1968

Most Consecutive Losses - End of Season
11 in 1936

Total Shutouts by Eagles
36 last vs. NYG, 10/12/14

Most Shutouts in a Season
4 in 1934 and 1948

Most Consecutive Games Scored Points
120 (11/18/62 - 10/3/71)

Most Consecutive Games Scored Touchdown
92 (10/2/77 - 10/16/83)

Largest Comeback Victory
28-24 vs. Chicago Cardinals at Metropolitan Stadium, October 25, 1959 (came back from 24-0 deficit in 3rd qtr.)
28-24 vs. Washington Redskins at Griffith Stadium, October 27, 1946 (came back from 24-0 deficit at half-time)

Largest Comeback vs. Eagles
28-23 vs. Minnesota Vikings at Veterans Stadium, December 1, 1985 (came back from 23-0 deficit in 4th qtr.)

SINGLE-GAME TEAM RECORDS

SCORING

Most Scored
64 vs. Cincinnati Reds, 11/6/34
59 at Washington Redskins, 11/15/10
56 vs. Detroit Lions, 9/23/07
56 at Chicago Cardinals, 10/25/53
56 vs. Los Angeles Rams, 10/7/50

Most Allowed
62 at Giants, 11/26/72
56 at Cowboys, 10/9/66
56 at Giants, 10/15/33

Most, Both Teams
87 Eagles 59, Redskins 28, (at Was.) 11/15/10
87 Eagles 45, Redskins 42, (at Phil.) 9/28/47
86 Eagles, 44, Bengals 42, (at Phil.) 11/30/97

Fewest, Both Teams
0 Eagles 0, Brooklyn Dodgers 0, (at Phil.), 10/1/39

Most, Both Teams — One Quarter
47 Eagles 20, Cardinals 27, (at StL), 12/13/64

Most Scored in 1st Quarter
28 at Redskins, 11/15/2010
27 at Steelers, 12/12/1965
26 vs. Cincinnati Reds, 11/6/1934
24 at Falcons, 10/8/1967

Most Allowed in 1st Quarter
28 at Broncos, 10/4/1998
28 at Cowboys, 10/19/1969
24 at Bills, 12/2/1990
21 (eight times) last at Broncos, 9/29/13

Most Scored Both Teams in 1st Quarter
35 at Saints, 12/23/2007, (E-21, NO-14)
35 at Cowboys, 10/19/1969, (E-7, C-28)
28 (four times) last at Redskins, 11/15/2010 (E-28, R-0)

Most Scored in 2nd Quarter
31 vs. Lions, 12/30/1995
28 vs. Panthers, 9/13/09
28 vs. Packers, 12/5/2004
28 at Cowboys, 11/15/2004
28 vs. Saints, 11/19/1967

Most Allowed in 2nd Quarter
28 vs. Bears, 10/4/1987
28 vs. St. Louis Cardinals, 10/18/1970
28 vs. Packers, 11/11/1962
28 at Bears, 10/17/1943

Most Total Both Teams in 2nd Quarter
47 at St. Louis Cardinals, 12/13/1964, (E-20, C-27)
42 at Cowboys, 11/15/2004, (E-28, D-14)
42 at Redskins, 11/27/1983, (E-21, W-21)
38 at St.Louis Cardinals, 12/16/1962, (E-21, C-17)

Most Scored in 1st Half
45 at Redskins, 11/15/2010
42 vs. Lions, 9/23/2007
38 vs. Lions, 12/30/1995
35 (three times) last vs. Packers, 12/5/2004

Most Allowed in 1st Half
42 at Cowboys, 10/19/1969
38 at Giants, 11/26/1972
35 (six times) last at Giants, 12/30/2012

Most Scored Both Teams 1st Half
63 vs. Lions, 9/23/2007, (E-42, D-21)
59 at Redskins, 11/15/2010, (E-45, R-14)
59 at St. Louis Cardinals, 12/16/1962, (E-28, C-31)
57 at St. Louis Cardinals, 12/13/1964, (E-27, C-30)
54 at Cowboys, 9/15/2008, (E-30, D-24)

Most Scored in 3rd Quarter
21 vs. Steelers, 9/25/16
21 at Raiders, 11/3/13
21 at Falcons, 9/18/11
21 vs. Redskins, 11/12/1990
21 vs. Patriots, 11/4/1973
21 at Redskins, 12/3/1967
21 vs. Chi. Cardinals (at Minneapolis), 10/25/1959
21 vs. NY Giants, 10/4/1959
21 vs. Redskins, 11/28/1954
21 vs. NY Bulldogs, 11/20/1949

Most Allowed in 3rd Quarter
28 vs. Redskins, 10/1/1955
23 at Giants, 10/21/1951

Most Scored Both Teams 3rd Quarter
42 vs. Redskins, 10/1/1955, (E-14, R-28)
35 at Redskins, 12/3/1967, (E-21, R-14)
34 at Redskins, 11/1/1942, (E-14, R-20)

Most Scored in 4th Quarter
28 at NY Giants, 12/19/2010
28 vs. Lions, 12/8/2013
26 at Saints, 1/3/1993
24 vs. Baltimore Colts, 11/15/1953
23 at 49ers, 10/12/2008

Most Allowed in 4th Quarter
28 vs. 49ers, 9/24/1989
28 vs. Vikings, 12/1/1985
28 vs. Chicago Cardinals, 12/7/1947
28 vs. Bears, 11/30/1941

Most Scored Both Teams 4th Quarter
42 vs. Chicago Cardinals, 12/7/1947, (E-14, C-28)
38 vs. 49ers, 9/24/1989, (E-10, S-28)
37 vs. NY Giants, 9/27/2017, (E-13, G-24)
37 at Arizona Cardinals, 11/24/1996, (E-17, A-20)

Most Scored in 2nd Half
35 at NY Giants, 12/19/2010
35 at St. Louis Cardinals, 11/8/1981
34 vs. Jaguars, 9/7/2014
34 vs. Lions, 12/8/2013
32 (three times) last vs. Falcons, 10/1/2000

Most Allowed in 2nd Half
49 vs. Bears, 11/30/1941
42 vs. Chicago Cardinals, 12/7/1947
34 at Oakland Raiders, 10/17/1971
31 (seven times) last at Broncos 9/29/13

SINGLE-GAME TEAM RECORDS

Most Scored Both Teams 2nd Half
56 vs. Chicago Cardinals, 12/7/1947, (E-14, C-42)
52 at Vikings, 12/15/2013, (E-21, V-31)
52 vs. Redskins, 10/1/1955, (E-21, R-31)
50 vs. Lions, 12/30/1995, (E-20, D-30)
49 vs. Bears, 11/30/1941, (E-0, B-49)
49 vs. Redskins, 9/28/47, (E-21, R-28)

Most Decisive Victory
64 Eagles 64, Cincinnati Reds 0, 11/6/34
45 (three times) last vs. Boston Yanks (E-45, Y-0), 11/14/48

Most Decisive Loss
56 Giants 56, Eagles 0, 10/15/33
52 Giants 62, Eagles 10, 11/26/72

TOUCHDOWNS

Most Scored
10 vs. Cincinnati Reds, 11/6/34
8 at Redskins, 11/15/10
8 vs. Lions, 9/23/07
8 at Cardinals, 10/25/53
8 vs. Rams, 10/7/50

Most Allowed
8 (three times) last at Giants, 11/26/72

Most Scored by Rushing
5 at Cowboys, 10/22/61
5 vs. Redskins, 10/23/49
5 at Redskins, 10/17/48
5 vs. Boston Yanks, 12/9/45

Most Allowed by Rushing
6 Packers, 11/11/62

Most by Passing
7 at Raiders, 11/3/13
7 at Redskins, 10/17/54

Most Allowed by Passing
5 (12 times) last at Lions, 11/26/15

KICKING

Most Field Goals Made
6 at Oilers, 11/12/72
5 (five times) last vs. Titans, 11/23/14

Most Field Goals Allowed
5 (seven times) last vs. Giants, 10/27/13

TOTAL YARDS

Most Yards Gained
592 at Redskins, 11/15/10 (332 passing, 260 rushing)
583 vs. 49ers, 9/18/05 (443 passing, 140 rushing)
582 at Browns, 11/7/65 (352 passing, 230 rushing)
575 vs. Redskins, 11/21/48 (199 passing, 376 rushing)
574 vs. Colts, 11/15/81 (339 passing, 235 rushing)

Fewest Yards Gained
23 at Lions, 9/20/35
54 vs. Packers, 11/11/62

Most Yards Allowed
652 at Cowboys, 10/9/66 (440 passing, 212 rushing)

Fewest Yards Allowed
29 vs. Brooklyn Dodgers, 12/3/44

FIRST DOWNS

Most, Total
34 vs. Saints 10/11/15
34 vs. Colts, 11/15/81
33 vs. Vikings, 11/11/01
32 vs. Cardinals, 11/27/08; at Redskins, 9/17/89; at Chicago Cardinals, 10/25/53; and at Redskins, 12/2/51

Most Allowed, Total
37 vs. Packers, 11/11/62

Fewest Allowed, Total
1 at NY Bulldogs, 9/22/49; vs. Brooklyn Dodgers, 10/1/39; at Browns, 12/3/50
2 vs. Brooklyn Dodgers, 11/11/34

Most by Rushing
25 at Redskins, 12/2/51

Most Allowed by Rushing
21 vs. Packers, 11/11/62 and vs. Browns, 12/13/59

Fewest Allowed by Rushing
0 (7 times) last vs. Cardinals, 11/27/08

Most by Passing
24 at Redskins, 9/17/89
22 at Redskins, 12/20/14
22 at Chargers, 11/15/09
22 at Chiefs, 10/2/05

Most Allowed by Passing
22 vs. Chargers, 9/15/13
22 at Cardinals, 12/13/64
21 (3 times) last vs. Rams, 10/5/14

Fewest Allowed by Passing
0 (8 times) last at Browns, 12/3/50

Most by Penalty
8 at Bears, 11/3/02
8 vs. Lions, 12/2/79

Most Allowed by Penalty
6 (seven times) last at Cowboys, 11/8/15

RUSHING

Most Attempts
64 at Redskins, 12/2/51
64 at Baltimore Colts, 10/15/50
64 vs. Los Angeles Rams, 11/6/49
64 at Redskins, 11/28/43

Most Attempts Allowed
67 at Lions, 9/20/35

Most Yards Gained
376 vs. Redskins, 11/21/48

Fewest Yards Gained
-36 at Bears, 11/19/39
-23 vs. Lions, 11/17/40

Most Yards Allowed
370 at Lions, 9/20/35

Fewest Yards Allowed
-33 vs. Brooklyn Dodgers, 10/2/43
-26 at Boston Yanks, 12/8/46
10 vs. Boston Yanks, 10/22/44
13 vs. Brooklyn Tigers, 12/3/44
14 vs. Redskins, 9/28/47

SINGLE-GAME TEAM RECORDS

PASSING

Most Attempts
62 at Cardinals, 10/26/14
62 at Bears, 10/2/89
61 vs. Titans, 11/19/06
60 at Bengals, 12/4/16
60 at Redskins, 12/1/40

Fewest Attempts
3 vs. Steelers, 12/1/46

Most Attempts Allowed
63 vs. Giants, 12/22/16
63 at 49ers, 11/25/02
58 at Jets, 9/27/15
57 at Patriots, 12/6/15
56 at Vikings, 12/3/78

Fewest Attempts Allowed
0 at Browns, 12/3/50
1 at NY Bulldogs, 9/22/49; at Cardinals, 11/8/36

Most Completions
37 vs. Redskins, 12/26/15
37 at Redskins, 12/20/14
36 at Bengals, 12/4/16
36 at Falcons, 9/14/15
36 at Cardinals, 10/26/14

Fewest Completions
0 at Redskins, 10/18/36

Most Completions Allowed
38 vs. Giants, 12/22/16
37 vs. Vikings, 9/20/04
36 at 49ers, 11/25/02
35 at Jets, 9/27/15
34 (two times) last at Patriots, 11/25/07

Fewest Completions Allowed
0 at Browns, 12/3/50
0 vs. NY Bulldogs, 9/22/49
0 at Chicago Cardinals, 11/8/36
0 vs. Brooklyn Dodgers, 11/29/36
0 vs. Cincinnati Reds, 11/6/34

Most Yards Gained (gross)
486 vs. Giants, 11/8/53
464 vs. Packers, 12/5/04

Fewest Yards Gained (gross)
0 at Boston Redskins, 10/18/36

Most Yards Allowed (gross)
447 at Cowboys, 10/9/66
446 vs. Lions, 9/23/07

Fewest Yards Allowed (gross)
0 at Browns, 12/3/50, at NY Bulldogs, 9/22/49, at Cardinals, 11/8/36, and vs. Cincinnati Reds, 11/6/34

PENALTIES

Most Penalties
19 vs. Oilers, 10/2/88
16 at Seahawks, 12/13/92
16 at Giants, 12/3/89

Fewest Penalties
0 many times; last vs. Cowboys, 12/28/08

Most Penalties by Opponent
22 vs. Bears, 11/26/44

Fewest Penalties by Opponent
0 many times; last at Jets, 10/14/07

Most Yards Penalized
191 at Seahawks, 12/13/92
171 vs. Saints, 11/23/03

Fewest Yards Penalized
0 many times; last vs. Cowboys, 12/28/08

Most Yards Opponent Penalized
170 vs. Bears, 11/26/44

Fewest Yards Opponent Penalized
0 many times; last at Jets, 10/14/07

Most Penalties, Both Teams
31 Eagles 19, Houston Oilers 12 (at Phil.), 10/2/88
28 Eagles 13, St. Louis Rams 15 (at StL), 12/18/05

Fewest Penalties, Both Teams
1 Eagles 1, Brooklyn Dodgers 0 (at Phil.), 10/1/39
1 Eagles 1, Chicago Cardinals 0 (at Chi.), 11/10/35
1 Eagles 1, Brooklyn Dodgers 0 (at Phil.), 11/11/34

Most Yards Penalized, Both Teams
272 Eagles 171, Saints 101 (at Phil.), 11/23/03
262 Eagles 157, Chicago Cardinals 105 (at Chi.), 11/30/52

Fewest Yards Penalized, Both Teams
5 Eagles 5, Pittsburgh Steelers 0 (at Phil.), 10/24/65
5 Eagles 5, Brooklyn Dodgers 0 (at Phil.), 10/1/39
5 Eagles 5, Chicago Cardinals 0 (at Chi.), 11/10/35
5 Eagles 5, Brooklyn Dodgers 0 (at Phil.), 11/11/34

FUMBLES

Most Committed
10 vs. Giants, 10/9/43

Most Lost
6 at Redskins, 11/6/55
6 at Boston Yanks, 12/8/46
6 vs. Steelers, 10/7/34

Most Committed by Opponent
8 Packers (at Phil.), 12/1/74
7 (six times) last by Giants (at NY), 12/28/02

Most Fumbles Lost by Opponent
6 Giants (at NY), 11/17/68
6 NY Bulldogs (at Phil.), 11/20/49
5 (six times) last by Oilers (at Hou.), 12/2/91

INTERCEPTIONS

Most Thrown
7 vs. Cowboys, 9/26/71
7 at Boston Redskins, 11/3/35
6 (six times) last vs. Cardinals, 10/21/56

Most Intercepted
9 at Steelers, 12/12/65
8 at Cardinals, 9/24/50
7 at Redskins, 12/21/75

TOTAL TURNOVERS

Most Committed
9 at Bears, 10/12/47

Most Forced by Defense
12 at Steelers, 12/12/65 (9 INTs, 3 fumble rec.)
12 at Cardinals, 9/24/50 (8 INTs, 4 fumble rec.)

SINGLE-GAME TEAM RECORDS

PUNTS

Most Punts
15 at Giants, 12/6/87
12 vs. Giants, 12/12/54. at Packers, 11/2/52. vs. Redskins, 10/4/42

Fewest Punts
0 (four times) last vs. Colts, 11/15/81

PUNT RETURNS

Most Punt Returns
12 at Browns, 12/3/50

Most Punt Returns by Opponent
9 (five times) last at Cardinals, 12/24/05

Most Yards Punt Returns
148 at Boston Yanks, 12/8/46

Most Yards Punt Returns Allowed
147 vs. Cardinals, 10/2/66

KICKOFF RETURNS

Most Kickoff Returns
9 at Giants, 11/26/72
9 at Giants, 11/10/46

Most Kickoff Returns Allowed
9 (six times) last vs. Cardinals, 11/27/08

Most Yards Kickoff Returns
261 vs. Cowboys, 11/6/66
253 at Cardinals, 11/24/96
235 vs. Cardinals, 9/19/65

Most Yards Kickoff Returns by Opponent
256 at Browns, 11/7/65

SACKS

Most Sacks Recorded
11 at Cowboys, 9/15/91
10 vs. Lions, 9/23/07
9 vs. Panthers, 11/10/14
9 at Dolphins, 12/11/11
9 vs. Steelers, 9/21/08
9 at Falcons, 12/16/84

Most Sacks Allowed
12 at Giants, 9/30/07
11 vs. Bears, 10/4/87
11 at Raiders, 11/30/86
11 vs. Lions, 11/16/86
11 at Cardinals, 12/18/83

ALL-TIME TEAM HIGHS AND LOWS

EAGLES HIGHS			CATEGORY	EAGLES LOWS		
64	vs. Cin.	11/6/34	POINTS	0	last at Dal.	1/3/10
10	vs. Cin.	11/6/34	TOUCHDOWNS	0	last vs. Dal.	10/20/13
5	(4x) last at Dal.	10/22/61	RUSHING TDS	0	last vs. Ari.	10/8/17
7	(2x) last at Oak.	11/3/13	PASSING TDS	0	last at Bal.	12/18/16
7	(2x) last at Hou.	11/12/72	FIELD GOALS ATTEMPTED	0	last at Sea.	11/20/16
6	at Hou.	11/12/72	FIELD GOALS MADE	0	last at Cin.	12/4/16
34	(2x) last vs. NO	10/11/15	TOTAL FIRST DOWNS	2	(5x) last vs. Was.	10/24/37
25	at Was.	12/2/51	RUSHING FIRST DOWNS	0	(7x) last at Dal.	10/9/05
24	at Was.	9/17/89	PASSING FIRST DOWNS	0	(2x) last vs. NYG	10/5/57
592	at Was.	11/15/10	TOTAL NET YARDS	23	at Det.	9/20/35
64	(3x) last at Was.	12/2/51	RUSHING ATTEMPTS	9	(4x) last at Dal.	10/9/05
376	vs. Was.	11/21/48	NET YARDS RUSHING	-36	at Chi.	11/19/39
460	vs. NYG	11/8/53	NET YARDS PASSING	-13	vs. NYG	12/11/77
12	at NYG	9/30/07	QB SACKS ALLOWED	0	last vs. NYG	12/22/16
486	vs. NYG	11/8/53	GROSS YARDS PASSING	0	at Boston Redskins	10/18/36
62	(2x) last at Ari.	10/26/14	PASS ATTEMPTS	3	vs. Pit.	12/1/46
37	last vs. Was.	12/26/15	PASS COMPLETIONS	0	at Bos.	10/18/36
7	(2x) last vs. Dal.	9/26/71	INTERCEPTIONS THROWN	0	last at LAC	10/1/17
9	at Chi.	10/12/47	TOTAL TURNOVERS	0	last at LAC	10/1/17
10	vs. NYG	10/9/43	FUMBLES BY	0	last vs. Ari.	10/8/17
6	(3x) last at Was.	11/6/55	FUMBLES LOST	0	last vs. Ari.	10/8/17
15	at NYG	12/6/87	PUNTS	0	last vs. Bal.	11/15/81
60.0	(2x) last at Min.	10/28/62	PUNTING AVERAGE	0.0	last vs. Bal.	11/15/81
19	vs. Hou.	10/2/88	PENALTIES	0	(16x) last vs. Dal.	12/28/08
191	at Sea.	12/13/92	YARDS PENALIZED	0	(16x) last vs. Dal.	12/28/08

OPPONENTS HIGHS			CATEGORY	OPPONENTS LOWS		
62	at NYG	11/26/72	POINTS	0	last vs. NYG	10/12/14
8	(3x) last at NYG	11/26/72	TOUCHDOWNS	0	last vs. Pit.	9/25/16
6	vs. GB	11/11/62	RUSHING TDS	0	last vs. Ari.	10/8/17
5	(12x) last last at Det.	11/26/15	PASSING TDS	0	last vs. Pit.	9/25/16
7	at NO	11/30/69	FIELD GOALS ATTEMPTED	0	last at NYG	11/6/16
5	(7x) last vs. NYG	10/27/13	FIELD GOALS MADE	0	last vs. Ari.	10/8/17
37	vs. GB	11/11/62	TOTAL FIRST DOWNS	1	(3x) last at Cle.	12/3/50
21	(2x) last vs. GB	11/11/62	RUSHING FIRST DOWNS	0	(6x) last vs. Ari.	11/27/08
22	at StL	12/13/64	PASSING FIRST DOWNS	0	(8x) last at Cle.	12/3/50
652	at Dal.	10/9/66	TOTAL NET YARDS	29	vs. Brooklyn	12/3/44
67	at Det.	9/20/35	RUSHING ATTEMPTS	10	(2x) last vs. Ari.	11/27/08
370	at Det.	9/20/35	NET YARDS RUSHING	-33	vs. Brooklyn	10/2/43
440	at Dal.	10/9/66	NET YARDS PASSING		NA	
11	at Dal.	9/15/91	QB SACKS ALLOWED	0	last vs. NYG	9/24/17
447	at Dal.	10/9/66	GROSS YARDS PASSING	0	(4x) last at Cle.	12/3/50
63	at SF	11/25/02	PASS ATTEMPTS	0	at Cle.	12/3/50
37	vs. Min.	9/20/04	PASS COMPLETIONS	0	(5x) last at Cle.	12/3/50
9	at Pit.	12/12/65	INTERCEPTIONS THROWN	0	last vs. Ari.	10/8/17
12	(2x) last at Pit.	12/12/65	TOTAL TURNOVERS	0	last at KC	9/17/17
8	vs. GB	12/1/74	FUMBLES BY	0	last vs. NYG	9/24/17
6	(2x) last at NYG	11/17/68	FUMBLES LOST	0	last vs. NYG	9/24/17
15	at Was.	11/5/39	PUNTS	0	last at Pit.	11/7/04
69.0	at Was.	12/27/03	PUNTING AVERAGE		NA	
22	vs. Chi.	11/26/44	PENALTIES	0	(11x) last at NYJ	10/14/07
170	vs. Chi.	11/26/44	YARDS PENALIZED	0	(11x) last at NYJ	10/14/07

WEEK 5 / THROUGH SUNDAY, OCTOBER 8, 2017

OFFENSE	Phil.	Car.	Miami	Atl.	Chi.	Balt.	Clev.	Hou.
GAMES (Won-Lost)	4-1	4-1	2-2	3-1	1-3	3-2	0-5	2-3
FIRST DOWNS	115	101	60	88	77	90	103	113
Rushing	37	36	14	30	27	36	28	33
Passing	66	58	39	52	42	47	55	62
Penalty	12	7	7	6	8	7	20	18
YDS GAINED (tot)	1989	1636	925	1553	1225	1444	1603	1723
Avg per Game	397.8	327.2	231.3	388.3	306.3	288.8	320.6	344.6
RUSHING (net)	694	493	299	503	470	652	446	703
Avg per Game	138.8	98.6	74.8	125.8	117.5	130.4	89.2	140.6
Rushes	155	145	93	107	103	153	117	155
Yards per Rush	4.5	3.4	3.2	4.7	4.6	4.3	3.8	4.5
PASSING (net)	1295	1143	626	1050	755	792	1157	1020
Avg per Game	259.0	228.6	156.5	262.5	188.8	158.4	231.4	204.0
Passes Att.	177	152	134	135	140	153	197	158
Completed	110	101	82	88	93	98	107	97
Pct Completed	62.1	66.4	61.2	65.2	66.4	64.1	54.3	61.4
Yards Gained	1362	1254	706	1109	833	859	1228	1134
Sacked	13	15	10	8	8	9	14	20
Yards Lost	67	111	80	59	78	67	71	114
Had intercepted	3	5	4	5	5	6	11	4
Yards Opp Ret	21	72	27	126	83	41	135	125
Opp TDs on Int	1	0	0	1	1	0	0	0
PUNTS	17	18	25	12	17	26	25	25
Avg Yards	43.8	44.6	47.4	46.2	48.6	43.7	48.2	50.1
PUNT RETURNS	8	13	14	7	8	9	11	10
Avg Return	18.0	6.7	6.4	10.0	7.8	6.8	6.0	10.9
Returned for TD	0	0	0	0	0	0	0	0
KICKOFF RETURNS	6	7	8	8	10	4	7	9
Avg Return	22.7	18.9	21.9	22.6	23.4	24.0	21.1	23.2
Returned for TD	0	0	0	0	0	0	0	0
PENALTIES	35	24	29	26	30	35	35	38
Yards Penalized	327	218	187	220	234	278	327	294
FUMBLES BY	6	6	4	3	11	7	7	6
Fumbles Lost	3	2	1	1	5	3	2	4
Opp Fumbles	6	5	7	4	3	5	7	8
Opp Fum Lost	5	2	3	1	3	3	3	3
POSS. TIME (avg)	35:32	33:16	28:08	30:45	30:19	30:19	28:45	31:26
TOUCHDOWNS	14	10	4	11	8	10	10	17
Rushing	3	2	0	5	4	4	4	3
Passing	10	8	3	5	4	5	6	12
Returns	1	0	1	1	0	1	0	2
EXTRA-PT KICKS	12/13	9/10	2/4	11/11	7/7	9/9	9/9	13/14
2-PT CONVERSIONS	1/1	0/0	0/0	0/0	0/0	0/1	1/1	1/3
FIELD GOALS/FGA	13/15	12/13	5/5	9/9	2/4	7/9	2/5	9/9
POINTS SCORED	137	105	41	104	61	90	77	144

DEFENSE	Phil.	Car.	Miami	Atl.	Chi.	Balt.	Clev.	Hou.
POINTS ALLOWED	99	94	67	89	104	97	124	130
OPP FIRST DOWNS	87	87	76	80	76	95	95	90
Rushing	15	22	14	20	21	33	23	20
Passing	64	59	53	52	45	51	63	59
Penalty	8	6	9	8	10	11	9	11
OPP YARDS GAINED	1730	1370	1238	1273	1225	1643	1524	1616
Avg per Game	346.0	274.0	309.5	318.3	306.3	328.6	304.8	323.2
OPP RUSHING(net)	314	399	302	372	342	617	383	509
Avg per Game	62.8	79.8	75.5	93.0	85.5	123.4	76.6	101.8
Rushes	80	99	96	89	98	145	133	137
Yards per Rush	3.9	4.0	3.1	4.2	3.5	4.3	2.9	3.7
OPP PASSING(net)	1416	971	936	901	883	1026	1141	1107
Avg per Game	283.2	194.2	234.0	225.3	220.8	205.2	228.2	221.4
Passes Att.	197	169	135	155	127	162	154	148
Completed	129	118	99	96	80	87	114	95
Pct Completed	65.5	69.8	73.3	61.9	63.0	53.7	74.0	64.2
Sacked	12	17	10	12	9	12	12	11
Yards Lost	79	103	53	101	56	63	78	61
INTERCEPTED BY	3	1	0	1	0	9	3	4
Yards Returned	15	23	0	0	0	102	33	45
Returned for TD	0	0	0	0	0	0	0	1
OPP PUNT RETURNS	7	5	10	4	7	9	17	14
Avg return	3.0	5.8	9.4	13.8	8.7	4.2	9.2	17.1
OPP KICKOFF RET	13	2	7	6	2	6	4	10
Avg return	21.6	22.5	18.3	21.8	17.5	18.0	8.8	24.8
OPP TOUCHDOWNS	12	10	7	9	12	11	16	14
Rushing	3	3	2	2	4	4	4	3
Passing	8	7	5	5	7	7	11	9
Returns	1	0	0	2	1	0	1	2

WEEK 5 / THROUGH SUNDAY, OCTOBER 8, 2017

OFFENSE	G.B.	Minn.	Det.	N.O.	N.E.	NY-J	S.F.	Wash.
GAMES (Won-Lost)	4-1	2-2	3-2	2-2	3-2	3-2	0-5	2-2
FIRST DOWNS	114	77	90	82	122	76	92	70
Rushing	30	21	20	21	29	19	23	19
Passing	71	47	62	57	79	50	61	48
Penalty	13	9	8	4	14	7	8	3
YDS GAINED (tot)	1683	1485	1441	1482	2097	1504	1593	1452
Avg per Game	336.6	371.3	288.2	370.5	419.4	300.8	318.6	363.0
RUSHING (net)	458	432	438	376	495	557	484	520
Avg per Game	91.6	108.0	87.6	94.0	99.0	111.4	96.8	130.0
Rushes	109	109	124	93	128	124	116	116
Yards per Rush	4.2	4.0	3.5	4.0	3.9	4.5	4.2	4.5
PASSING (net)	1225	1053	1003	1106	1602	947	1109	932
Avg per Game	245.0	263.3	200.6	276.5	320.4	189.4	221.8	233.0
Passes Att.	190	133	173	152	195	148	194	121
Completed	127	88	111	105	133	106	115	80
Pct Completed	66.8	66.2	64.2	69.1	68.2	71.6	59.3	66.1
Yards Gained	1367	1101	1116	1135	1702	1051	1211	1004
Sacked	19	5	18	4	16	15	15	7
Yards Lost	142	48	113	29	100	104	102	72
Had intercepted	3	0	1	0	1	4	4	1
Yards Opp Ret	99	0	82	0	2	15	71	15
Opp TDs on Int	1	0	1	0	0	0	0	0
PUNTS	21	16	27	12	22	26	26	17
Avg Yards	46.1	42.1	43.3	48.6	43.1	47.3	45.3	44.5
PUNT RETURNS	8	7	8	6	7	12	11	8
Avg Return	9.4	5.6	20.6	9.0	16.0	7.7	9.0	4.9
Returned for TD	0	0	1	0	0	0	0	0
KICKOFF RETURNS	1	10	6	9	7	7	13	5
Avg Return	17.0	26.1	16.2	21.6	19.9	21.1	20.2	18.6
Returned for TD	0	0	0	0	0	0	0	0
PENALTIES	35	23	32	20	39	39	49	23
Yards Penalized	266	244	318	168	353	353	385	161
FUMBLES BY	3	5	5	3	6	11	5	11
Fumbles Lost	2	4	2	0	2	4	2	6
Opp Fumbles	7	3	7	5	8	4	10	7
Opp Fum Lost	6	0	4	0	2	1	3	3
POSS. TIME (avg)	30:14	29:33	30:55	29:49	30:38	29:28	27:03	30:45
TOUCHDOWNS	18	9	14	9	16	9	7	10
Rushing	4	3	2	1	5	4	3	2
Passing	13	6	9	8	11	5	4	7
Returns	1	0	3	0	0	0	0	1
EXTRA-PT KICKS	14/16	7/9	10/10	9/9	14/15	8/8	5/6	10/10
2-PT CONVERSIONS	0/2	0/0	1/4	0/0	1/1	0/1	0/1	0/0
FIELD GOALS/FGA	5/5	6/7	9/10	10/13	12/12	10/12	14/14	7/9
POINTS SCORED	137	79	123	93	148	92	89	91

DEFENSE	G.B.	Minn.	Det.	N.O.	N.E.	NY-J	S.F.	Wash.
POINTS ALLOWED	112	76	97	78	142	106	120	89
OPP FIRST DOWNS	98	80	95	81	123	102	117	69
Rushing	33	14	22	27	32	34	39	14
Passing	59	59	64	47	80	53	63	46
Penalty	6	7	9	7	11	15	15	9
OPP YARDS GAINED	1606	1272	1652	1499	2236	1773	1832	1245
Avg per Game	321.2	318.0	330.4	374.8	447.2	354.6	366.4	311.3
OPP RUSHING(net)	607	285	373	438	621	715	583	355
Avg per Game	121.4	71.3	74.6	109.5	124.2	143.0	116.6	88.8
Rushes	140	93	114	98	125	156	164	90
Yards per Rush	4.3	3.1	3.3	4.5	5.0	4.6	3.6	3.9
OPP PASSING(net)	999	987	1279	1061	1615	1058	1249	890
Avg per Game	199.8	246.8	255.8	265.3	323.0	211.6	249.8	222.5
Passes Att.	151	143	178	132	188	172	177	132
Completed	100	97	115	96	125	104	114	87
Pct Completed	66.2	67.8	64.6	72.7	66.5	60.5	64.4	65.9
Sacked	11	11	13	11	10	7	13	12
Yards Lost	92	84	96	80	60	37	83	75
INTERCEPTED BY	3	3	7	4	3	6	3	4
Yards Returned	35	66	190	37	49	110	66	34
Returned for TD	1	0	2	0	0	0	0	1
OPP PUNT RETURNS	10	3	10	7	13	11	13	7
Avg return	4.4	-0.3	7.6	4.6	7.7	8.1	1.4	4.0
OPP KICKOFF RET	9	8	11	7	17	6	5	7
Avg return	24.3	22.6	22.4	26.1	20.5	21.3	25.8	19.6
OPP TOUCHDOWNS	13	6	11	8	17	14	11	9
Rushing	4	1	3	2	4	4	4	2
Passing	7	5	7	6	12	9	7	5
Returns	2	0	1	0	1	1	0	2

WEEK 5 / THROUGH SUNDAY, OCTOBER 8, 2017

OFFENSE	T.B.	Ariz.	LA-R	Jax	Pitt.	K.C.	LA-C	Oak.
GAMES (Won-Lost)	2-2	2-3	3-2	3-2	3-2	5-0	1-4	2-3
FIRST DOWNS	88	104	104	98	100	116	104	76
Rushing	17	14	29	39	28	34	21	21
Passing	63	74	64	47	62	72	68	50
Penalty	8	16	11	12	10	10	15	5
YDS GAINED (tot)	1496	1704	1910	1624	1659	2071	1728	1396
Avg per Game	374.0	340.8	382.0	324.8	331.8	414.2	345.6	279.2
RUSHING (net)	344	259	554	826	450	781	394	453
Avg per Game	86.0	51.8	110.8	165.2	90.0	156.2	78.8	90.6
Rushes	86	100	140	175	128	137	104	109
Yards per Rush	4.0	2.6	4.0	4.7	3.5	5.7	3.8	4.2
PASSING (net)	1152	1445	1356	798	1209	1290	1334	943
Avg per Game	288.0	289.0	271.2	159.6	241.8	258.0	266.8	188.6
Passes Att.	155	227	166	137	195	158	194	152
Completed	94	136	102	74	120	121	116	98
Pct Completed	60.6	59.9	61.4	54.0	61.5	76.6	59.8	64.5
Yards Gained	1198	1573	1400	827	1269	1391	1365	1018
Sacked	7	19	6	5	9	17	6	12
Yards Lost	46	128	44	29	60	101	31	75
Had intercepted	3	5	3	4	7	0	5	3
Yards Opp Ret	66	115	34	19	133	0	38	0
Opp TDs on Int	0	1	0	0	2	0	0	0
PUNTS	17	28	16	25	23	21	24	23
Avg Yards	45.8	47.4	47.3	45.4	41.5	44.2	48.9	52.0
PUNT RETURNS	6	9	13	5	11	12	10	8
Avg Return	10.3	3.2	4.5	2.6	5.5	8.9	7.0	4.6
Returned for TD	0	0	0	0	0	1	0	0
KICKOFF RETURNS	6	10	14	7	8	14	9	9
Avg Return	22.0	19.5	26.1	19.1	15.4	24.4	18.6	28.2
Returned for TD	0	0	0	0	0	0	0	0
PENALTIES	24	35	33	39	42	42	38	28
Yards Penalized	160	287	263	324	352	380	283	262
FUMBLES BY	6	4	13	3	4	7	4	6
Fumbles Lost	1	2	7	1	2	1	1	2
Opp Fumbles	4	5	8	7	10	8	6	7
Opp Fum Lost	3	0	3	5	3	3	2	4
POSS. TIME (avg)	27:36	29:19	29:25	30:30	31:19	33:03	26:53	27:35
TOUCHDOWNS	10	8	15	16	10	19	12	12
Rushing	2	1	6	5	3	6	3	4
Passing	7	6	7	7	6	11	9	8
Returns	1	1	2	4	1	2	0	0
EXTRA-PT KICKS	7/9	6/6	15/15	13/15	9/9	17/17	12/12	12/12
2-PT CONVERSIONS	0/1	0/1	0/0	0/1	0/1	0/2	0/0	0/0
FIELD GOALS/FGA	6/11	9/13	15/16	10/12	10/12	11/12	5/8	8/8
POINTS SCORED	85	81	152	139	99	164	99	108

DEFENSE	T.B.	Ariz.	LA-R	Jax	Pitt.	K.C.	LA-C	Oak.
POINTS ALLOWED	83	125	121	83	89	111	115	109
OPP FIRST DOWNS	91	91	93	95	85	111	103	91
Rushing	18	26	30	33	35	31	42	31
Passing	64	57	56	52	43	66	53	56
Penalty	9	8	7	10	7	14	8	4
OPP YARDS GAINED	1585	1630	1712	1621	1381	1830	1757	1756
Avg per Game	396.3	326.0	342.4	324.2	276.2	366.0	351.4	351.2
OPP RUSHING(net)	349	474	668	732	683	590	806	623
Avg per Game	87.3	94.8	133.6	146.4	136.6	118.0	161.2	124.6
Rushes	104	142	148	136	135	127	160	151
Yards per Rush	3.4	3.3	4.5	5.4	5.1	4.6	5.0	4.1
OPP PASSING(net)	1236	1156	1044	889	698	1240	951	1133
Avg per Game	309.0	231.2	208.8	177.8	139.6	248.0	190.2	226.6
Passes Att.	167	175	159	177	153	177	150	147
Completed	116	107	96	104	94	91	95	101
Pct Completed	69.5	61.1	60.4	58.8	61.4	51.4	63.3	68.7
Sacked	4	10	15	20	17	14	17	10
Yards Lost	25	73	96	121	122	78	120	55
INTERCEPTED BY	3	4	6	10	5	4	2	0
Yards Returned	71	113	166	192	38	35	19	0
Returned for TD	1	1	2	2	0	0	0	0
OPP PUNT RETURNS	5	18	9	5	6	6	14	14
Avg return	12.2	14.7	3.6	16.6	7.7	13.2	9.4	6.9
OPP KICKOFF RET	4	10	8	6	11	10	12	4
Avg return	21.5	22.2	20.4	15.3	22.3	21.9	24.8	23.5
OPP TOUCHDOWNS	9	14	14	8	11	13	12	10
Rushing	2	3	7	5	6	4	4	3
Passing	7	10	7	3	3	9	8	6
Returns	0	1	0	0	2	0	0	1

WEEK 5 / THROUGH SUNDAY, OCTOBER 8, 2017

OFFENSE	NY-G	Denv.	Ind.	Tenn.	Buff.	Cin.	Dal.	Sea.
GAMES (Won-Lost)	0-5	3-1	2-3	2-3	3-2	2-3	2-3	3-2
FIRST DOWNS	90	85	85	86	81	90	101	94
Rushing	20	30	30	28	28	25	35	28
Passing	64	46	46	49	48	55	58	60
Penalty	6	9	9	9	5	10	8	6
YDS GAINED (tot)	1632	1365	1510	1543	1358	1555	1781	1688
Avg per Game	326.4	341.3	302.0	308.6	271.6	311.0	356.2	337.6
RUSHING (net)	389	572	500	624	533	420	620	546
Avg per Game	77.8	143.0	100.0	124.8	106.6	84.0	124.0	109.2
Rushes	100	130	149	131	158	133	133	135
Yards per Rush	3.9	4.4	3.4	4.8	3.4	3.2	4.7	4.0
PASSING (net)	1243	793	1010	919	825	1135	1161	1142
Avg per Game	248.6	198.3	202.0	183.8	165.0	227.0	232.2	228.4
Passes Att.	202	126	145	152	136	159	179	179
Completed	137	79	86	91	85	104	112	111
Pct Completed	67.8	62.7	59.3	59.9	62.5	65.4	62.6	62.0
Yards Gained	1338	888	1125	954	910	1220	1192	1222
Sacked	13	13	18	10	18	15	7	13
Yards Lost	95	95	115	35	85	85	31	80
Had intercepted	5	4	5	5	2	6	4	4
Yards Opp Ret	33	44	140	47	62	95	151	98
Opp TDs on Int	0	0	3	1	0	0	2	0
PUNTS	28	15	30	28	28	26	20	28
Avg Yards	43.6	44.6	45.5	51.8	45.9	46.9	43.9	44.4
PUNT RETURNS	7	11	12	11	10	24	8	8
Avg Return	6.9	11.1	3.2	11.6	9.8	9.2	7.6	6.1
Returned for TD	0	0	0	0	0	0	0	0
KICKOFF RETURNS	11	6	8	10	6	8	7	7
Avg Return	20.7	25.7	20.3	19.4	21.8	23.9	23.3	23.7
Returned for TD	0	0	0	0	0	0	0	0
PENALTIES	34	27	35	34	34	37	33	41
Yards Penalized	309	242	282	329	289	316	310	304
FUMBLES BY	5	6	12	3	4	8	4	6
Fumbles Lost	1	2	3	3	0	5	3	1
Opp Fumbles	5	0	6	9	8	3	5	7
Opp Fum Lost	2	0	1	2	2	0	2	4
POSS. TIME (avg)	27:35	32:38	30:24	28:28	28:40	30:15	29:45	29:42
TOUCHDOWNS	10	11	10	11	8	9	15	12
Rushing	2	3	8	7	1	1	4	2
Passing	8	7	2	4	6	7	11	8
Returns	0	1	0	0	1	1	0	2
EXTRA-PT KICKS	8/8	11/11	8/9	11/11	8/8	9/9	14/14	9/10
2-PT CONVERSIONS	0/2	0/0	0/1	0/0	0/0	0/0	0/1	1/2
FIELD GOALS/FGA	4/5	7/10	9/10	11/12	11/12	7/8	7/7	9/10
POINTS SCORED	82	98	97	110	89	84	125	110

DEFENSE	NY-G	Denv.	Ind.	Tenn.	Buff.	Cin.	Dal.	Sea.
POINTS ALLOWED	122	74	159	142	74	83	132	87
OPP FIRST DOWNS	99	60	106	111	94	86	110	95
Rushing	40	9	26	30	29	26	33	28
Passing	53	45	70	75	54	45	64	52
Penalty	6	6	10	6	11	15	13	15
OPP YARDS GAINED	1819	1043	1987	1725	1612	1314	1699	1650
Avg per Game	363.8	260.8	397.4	345.0	322.4	262.8	339.8	330.0
OPP RUSHING(net)	695	203	517	550	438	516	590	636
Avg per Game	139.0	50.8	103.4	110.0	87.6	103.2	118.0	127.2
Rushes	154	84	134	149	122	135	128	129
Yards per Rush	4.5	2.4	3.9	3.7	3.6	3.8	4.6	4.9
OPP PASSING(net)	1124	840	1470	1175	1174	798	1109	1014
Avg per Game	224.8	210.0	294.0	235.0	234.8	159.6	221.8	202.8
Passes Att.	173	144	185	176	189	162	183	177
Completed	103	93	113	108	116	93	120	101
Pct Completed	59.5	64.6	61.1	61.4	61.4	57.4	65.6	57.1
Sacked	8	10	11	8	12	18	16	11
Yards Lost	32	52	70	58	70	110	143	66
INTERCEPTED BY	1	4	6	4	8	4	2	5
Yards Returned	0	126	101	31	90	94	25	83
Returned for TD	0	1	0	0	0	1	0	1
OPP PUNT RETURNS	10	6	6	15	15	16	8	12
Avg return	16.1	7.3	3.5	6.1	5.7	9.6	5.6	7.6
OPP KICKOFF RET	10	5	9	8	11	7	10	12
Avg return	20.4	25.2	17.6	26.9	26.2	21.4	24.7	19.4
OPP TOUCHDOWNS	13	8	18	17	6	8	15	8
Rushing	2	0	6	3	4	3	2	4
Passing	10	8	8	12	2	5	11	4
Returns	1	0	4	2	0	0	2	0

WEEK 5 / THROUGH SUNDAY, OCTOBER 8, 2017

OFFENSE	NFL/Avg
GAMES (Won-Lost)	---
FIRST DOWNS	92.9
Rushing	26.6
Passing	56.9
Penalty	9.4
YDS GAINED (tot)	1589.2
Avg per Game	334.6
RUSHING (net)	508.9
Avg per Game	107.1
Rushes	124.8
Yards per Rush	4.1
PASSING (net)	1080.3
Avg per Game	227.4
Passes Att.	162.9
Completed	103.3
Pct Completed	63.4
Yards Gained	1158.2
Sacked	12.0
Yards Lost	77.9
Had intercepted	3.8
Yards Opp Ret	62.2
Opp TDs on Int	0.4
PUNTS	22.3
Avg Yards	46.1
PUNT RETURNS	9.8
Avg Return	8.2
Returned for TD	0.1
KICKOFF RETURNS	8.0
Avg Return	21.9
Returned for TD	0.0
PENALTIES	33.4
Yards Penalized	282.0
FUMBLES BY	6.1
Fumbles Lost	2.4
Opp Fumbles	6.1
Opp Fum Lost	2.4
POSS. TIME (avg)	30:00
TOUCHDOWNS	11.4
Rushing	3.3
Passing	7.2
Returns	0.8
EXTRA POINTS(tot)	95%
Kicks Made/2Pt	22%
FIELD GOALS/FGA	8/*
POINTS SCORED	104.2

DEFENSE	NFL/Avg
POINTS ALLOWED	104.2
OPP FIRST DOWNS	92.9
Rushing	26.6
Passing	56.9
Penalty	9.4
OPP YARDS GAINED	1589.2
Avg per Game	334.6
OPP RUSHING(net)	508.9
Avg per Game	107.1
Rushes	124.8
Yards per Rush	4.1
OPP PASSING(net)	1080.3
Avg per Game	227.4
Passes Att.	162.9
Completed	103.3
Pct Completed	63.4
Sacked	12.0
Yards Lost	77.9
INTERCEPTED BY	3.8
Yards Returned	62.2
Returned for TD	0.4
OPP PUNT RETURNS	9.8
Avg return	8.2
OPP KICKOFF RET	8.0
Avg return	21.9
OPP TOUCHDOWNS	11.4
Rushing	3.3
Passing	7.2
Returns	0.8

WEEK 5 / THROUGH SUNDAY, OCTOBER 8, 2017

TEAM RANKINGS

National Football League

	Offense			Defense		
	Total	**Rush**	**Pass**	**Total**	**Rush**	**Pass**
Ariz.	14	32	2	15	13	20
Atl.	4	8	8	10	12	17
Balt.	28	6	31	16	23	8
Buff.	31	16	29	12	10	22
Car.	18	19	17	3	7	5
Chi.	25	11	26	6	8	12
Cin.	23	28	19	2	15	2
Cleve.	21	25	16	5	6	19
Dallas	10	10	15	19	20T	14
Denver	13	3	24	*1	*1	10
Det.	29	26	23	18	4	27
G.B.	16	22	12	11	22	6
Hou.	12	4	21	13	14	13
Ind.	26	17	22	31	16	30
Jax	20	*1	30	14	31	3
K.C.	2	2	10	27	20T	25
L.A.-C	11	29	6	24	32	4
Rams	5	13	5	20	27	9
Miami	32	31	32	7	5	21
Minn.	7	15	7	9	3	24
N.E.	*1	18	*1	32	24	32
N.O.	8	21	4	29	17	28
Giants	19	30	11	26	29	16
Jets	27	12	25	25	30	11
Oak.	30	23	27	23	25	18
Phil.	**3**	**5**	**9**	**22**	**2**	**29**
Pitt.	17	24	13	4	28	*1
S.F.	22	20	20	28	19	26
Sea.	15	14	18	17	26	7
T.B.	6	27	3	30	9	31
Tenn.	24	9	28	21	18	23
Wash.	9	7	14	8	11	15

T = Tied for position

*** = League Leader**

WEEK 5 / THROUGH SUNDAY, OCTOBER 8, 2017

NFL / TEAM/OFFENSE RANK

Tm	(A)	(B)	(C)	(D)	(E)	(F)	(G)	(H)	(I)	(J)	(K)	(L)	(M)	(N)	(O)	(P)	(Q)
BAL	28	29	6	12	31	31	31	11	22t	15	21t	20	6	27	19	24	24t
BUF	31	31	16	28	29	27	7	32	29	16	21t	9	16	15	27	25t	11t
CIN	23	22	28	31	19	12	30	23	22t	24t	18	11	7	12	17	27	17
CLE	21	26	25	23	16	26	32	15	12	30	7	24	18t	7	13	30	32
DEN	13	21	3	11	24	23	23	27	8	6	21t	5	4	20	24	11	27
HOU	12	17	4	7	21	22	18	31	5	18	6	6	11	3	21	4	1t
IND	26	28	17	29	22	14	26	30	28	14	21t	31	21	17	6	22	14t
JAC	20	19	1	3	30	25	21	4	17	28	1t	32	26	18	16	5	20t
KC	2	1	2	1	10	4	1t	29	2	5	21t	14	5	24	31	1	11t
LAC	11	10	29	24	6	11	19	2	9t	20	10t	18	29	4	26	19t	29
MIA	32	32	31	30	32	32	22	18	32	32	21t	22	15	8	12	32	1t
NE	1	3	18	22	1	3	4	21	1	10	10t	3	23	30	30	3	1t
NYJ	27	15	12	8	25	19	20	26	30t	23	1t	16	18t	11	9	23	20t
OAK	30	20	23	15	27	21	12	20	30t	26	19	28	1	1	2	16	1t
PIT	17	23	24	26	13	16	28	8	16	17	30t	26	32	32	28	19t	20t
TEN	24	13	9	2	28	24	24t	14	27	29	30t	4	25	2	1	14t	11t
ARI	14	24	32	32	2	17	14	22	9t	21	10t	30	24	9	29	29	28
ATL	4	2	8	4	8	5	29	12	6t	8	10t	8	13	13	15	8	1t
CAR	18	14	19	27	17	9	24t	24	14t	2	30t	21	27	21	18	18	10
CHI	25	27	11	6	26	30	27	9	18t	13	10t	15	9	5	8	31	31
DAL	10	11	10	5	15	13	15t	6	14t	11	8t	17	10	25	20	9	1t
DET	29	30	26	25	23	29	5	28	22t	22	21t	1	31	29	23	10	14t
GB	16	12	22	13	12	18	8	25	4	3	1t	10	30	14	7	6t	1t
LAR	5	4	13	20	5	1	10	3	9t	4	10t	29	3	10	4	2	9
MIN	7	6	15	19	7	2	1t	5	18t	7	21t	25	2	31	11	21	19
NO	8	7	21	17	4	8	1t	1	13	12	10t	12t	17	6	3	12	26
NYG	19	16	30	21	11	20	17	13	22t	24t	20	19	20	28	32	28	23
PHI	**3**	**9**	**5**	**10**	**9**	**10**	**9**	**17**	**3**	**1**	**4t**	**2**	**12**	**26**	**25**	**6t**	**18**
SF	22	25	20	14	20	28	13	19	21	31	8t	12t	22	19	5	25t	1t
SEA	15	18	14	16	18	15	15t	16	20	9	4t	23	8	23	22	14t	14t
TB	6	5	27	18	3	7	11	7	6t	27	21t	7	14	16	10	17	30
WAS	9	8	7	9	14	6	6	10	26	19	10t	27	28	22	14	13	24t

(A) Total Yards per Game
(B) Yards per Play
(C) Rushing Yards per Game
(D) Rushing Yards per Attempt
(E) Passing Net Yards per Game
(F) Passing Net Yards per Play
(G) Passing, Percent Had Intercepted
(H) Sacks per Pass Play
(I) First Downs per Game
(J) Third Down Efficiency
(K) Fourth Down Efficiency
(L) Punt Return Average
(M) Kickoff Return Average
(N) Gross Punting Average
(O) Net Punting Average
(P) Points per Game
(Q) Field Goal Percentage

WEEK 5 / THROUGH SUNDAY, OCTOBER 8, 2017

NFL / OPPONENT/DEFENSE RANK

Tm	(A)	(B)	(C)	(D)	(E)	(F)	(G)	(H)	(I)	(J)	(K)	(L)	(M)	(N)	(O)	(P)	(Q)	(R)	(S)
BAL	16	12	23	20	8	11	2	15t	12t	4	17t	7	5	14	18	10t	15t	21t	25
BUF	12	8	10	10	22	10	3	23	11	13	15t	11	31	6	6	1	27t	11	28
CIN	2	1	15	13	2	2	14	3t	3	6	17t	25	13	25	7	2t	20t	19	8t
CLE	5	9	6	2	19	26	20	11	12t	23	1t	22	1	27	25	25	8	30	13
DEN	1	2	1	1	10	7	12	21	1	2	11	15	28	29	9	7	14	5	1
HOU	13	25	14	12	13	27	13	14	7	9	24t	32	27	24	11	27t	25t	12	11
IND	31	30	16	14	30	31	8	26	26	24	27t	4	4	18	30	32	11t	32	32
JAC	14	5	31	32	3	3	1	2	12t	16	12t	31	2	4	16	2t	20t	1	17
KC	27	27	20t	27	25	21	17	10	28t	14	17t	27	17	7	3	17	15t	2	8t
LAC	24	22	32	30	4	9	25	1	25	26	8t	24	26	21	13	21	23t	24	20
MIA	7	10	5	4	21	20	30t	15t	12t	3	17t	23	6	31	32	4	2	27	31
NE	32	32	24	29	32	32	23	28	32	18t	17t	19	11	19	10	30t	3	15	22
NYJ	25	18	30	25	11	12	6	31	24	11	7	20	12	26	19	15	1	23	29
OAK	23	26	25	18	18	28	30t	22	8t	29	1t	14	23	3	12	16	9	20	30
PIT	4	3	28	31	1	1	7	3t	2	7	10	18	19	2	8	6	5	14	3
TEN	21	14	18	11	23	18	16	30	28t	15	27t	13	32	32	31	30t	27t	26	23
ARI	15	7	13	6	20	17	15	27	8t	22	17t	29	18	5	27	26	27t	29	15
ATL	10	6	12	19	17	6	27	12	21t	8	29	28	16	23	15	18t	27t	9t	2
CAR	3	4	7	17	5	4	28	5	5t	10	12t	12	21	11	14	8	19	13	5
CHI	6	17	8	8	12	22	30t	20	12t	30	30t	21	3	28	23	27t	15t	31	18
DAL	19	15	20t	26	14	8	26	8	27	27	24t	10	25	15	17	29	11t	21t	12
DET	18	23	4	5	27	24	4	18	12t	12	8t	17	20	10	2	10t	4	6	26
GB	11	20	22	21	6	14	19	19	19	18t	30t	8	24	17	20	20	6	7	14
LAR	20	19	27	24	9	13	5	6	10	17	17t	5	9	16	26	23	10	4	10
MIN	9	11	3	3	24	19	18	13	21t	1	1t	1	22	8	24	9	25t	16	4
NO	29	31	17	22	28	30	9t	9	23	32	4t	9	30	1	4	12	27t	9t	19
NYG	26	24	29	23	16	16	29	29	20	25	15t	30	10	20	21	24	7	28	24
PHI	**22**	**29**	**2**	**15**	**29**	**25**	**24**	**25**	**5t**	**5**	**12t**	**3**	**15**	**9**	**1**	**13**	**11t**	**3**	**6**
SF	28	13	19	9	26	23	22	17	31	31	30t	2	29	30	28	22	27t	25	27
SEA	17	16	26	28	7	5	11	24	12t	20	4t	16	7	22	29	5	23t	8	16
TB	30	28	9	7	31	29	21	32	30	28	4t	26	14	12	5	14	15t	17t	21
WAS	8	21	11	16	15	15	9t	7	4	21	24t	6	8	13	22	18t	20t	17t	7

(A) Total Yards per Game
(B) Yards per Play
(C) Rushing Yards per Game
(D) Rushing Yards per Attempt
(E) Passing Net Yards per Game
(F) Passing Net Yards per Play
(G) Passing, Percent Had Intercepted
(H) Sacks per Pass Play
(I) First Downs per Game
(J) Third Down Efficiency
(K) Fourth Down Efficiency
(L) Punt Return Average
(M) Kickoff Return Average
(N) Gross Punting Average
(O) Net Punting Average
(P) Points per Game
(Q) Field Goal Percentage
Combined Offense/Defense Rank
(R) Points per Game Differential
(S) Net Yards per Game Differential

WEEK 5 / THROUGH SUNDAY, OCTOBER 8, 2017

NFL / TOTAL OFFENSE

Rank	Team	Total	Rushing	Passing	Total	Rushing	Passing
1)	New England	2097	495	1602	419.4	99.0	320.4
2)	Kansas City	2071	781	1290	414.2	156.2	258.0
3)	**Philadelphia**	**1989**	**694**	**1295**	**397.8**	**138.8**	**259.0**
4)	Atlanta	1553	503	1050	388.3	125.8	262.5
5)	Los Angeles Rams	1910	554	1356	382.0	110.8	271.2
6)	Tampa Bay	1496	344	1152	374.0	86.0	288.0
7)	Minnesota	1485	432	1053	371.3	108.0	263.3
8)	New Orleans	1482	376	1106	370.5	94.0	276.5
9)	Washington	1452	520	932	363.0	130.0	233.0
10)	Dallas	1781	620	1161	356.2	124.0	232.2
11)	Los Angeles Chargers	1728	394	1334	345.6	78.8	266.8
12)	Houston	1723	703	1020	344.6	140.6	204.0
13)	Denver	1365	572	793	341.3	143.0	198.3
14)	Arizona	1704	259	1445	340.8	51.8	289.0
15)	Seattle	1688	546	1142	337.6	109.2	228.4
16)	Green Bay	1683	458	1225	336.6	91.6	245.0
17)	Pittsburgh	1659	450	1209	331.8	90.0	241.8
18)	Carolina	1636	493	1143	327.2	98.6	228.6
19)	New York Giants	1632	389	1243	326.4	77.8	248.6
20)	Jacksonville	1624	826	798	324.8	165.2	159.6
21)	Cleveland	1603	446	1157	320.6	89.2	231.4
22)	San Francisco	1593	484	1109	318.6	96.8	221.8
23)	Cincinnati	1555	420	1135	311.0	84.0	227.0
24)	Tennessee	1543	624	919	308.6	124.8	183.8
25)	Chicago	1225	470	755	306.3	117.5	188.8
26)	Indianapolis	1510	500	1010	302.0	100.0	202.0
27)	New York Jets	1504	557	947	300.8	111.4	189.4
28)	Baltimore	1444	652	792	288.8	130.4	158.4
29)	Detroit	1441	438	1003	288.2	87.6	200.6
30)	Oakland	1396	453	943	279.2	90.6	188.6
31)	Buffalo	1358	533	825	271.6	106.6	165.0
32)	Miami	925	299	626	231.3	74.8	156.5

NFL / TOTAL DEFENSE

Rank	Team	Total	Rushing	Passing	Total	Rushing	Passing
1)	Denver	1043	203	840	260.8	50.8	210.0
2)	Cincinnati	1314	516	798	262.8	103.2	159.6
3)	Carolina	1370	399	971	274.0	79.8	194.2
4)	Pittsburgh	1381	683	698	276.2	136.6	139.6
5)	Cleveland	1524	383	1141	304.8	76.6	228.2
6)	Chicago	1225	342	883	306.3	85.5	220.8
7)	Miami	1238	302	936	309.5	75.5	234.0
8)	Washington	1245	355	890	311.3	88.8	222.5
9)	Minnesota	1272	285	987	318.0	71.3	246.8
10)	Atlanta	1273	372	901	318.3	93.0	225.3
11)	Green Bay	1606	607	999	321.2	121.4	199.8
12)	Buffalo	1612	438	1174	322.4	87.6	234.8
13)	Houston	1616	509	1107	323.2	101.8	221.4
14)	Jacksonville	1621	732	889	324.2	146.4	177.8
15)	Arizona	1630	474	1156	326.0	94.8	231.2
16)	Baltimore	1643	617	1026	328.6	123.4	205.2
17)	Seattle	1650	636	1014	330.0	127.2	202.8
18)	Detroit	1652	373	1279	330.4	74.6	255.8
19)	Dallas	1699	590	1109	339.8	118.0	221.8
20)	Los Angeles Rams	1712	668	1044	342.4	133.6	208.8
21)	Tennessee	1725	550	1175	345.0	110.0	235.0
22)	**Philadelphia**	**1730**	**314**	**1416**	**346.0**	**62.8**	**283.2**
23)	Oakland	1756	623	1133	351.2	124.6	226.6
24)	Los Angeles Chargers	1757	806	951	351.4	161.2	190.2
25)	New York Jets	1773	715	1058	354.6	143.0	211.6
26)	New York Giants	1819	695	1124	363.8	139.0	224.8
27)	Kansas City	1830	590	1240	366.0	118.0	248.0
28)	San Francisco	1832	583	1249	366.4	116.6	249.8
29)	New Orleans	1499	438	1061	374.8	109.5	265.3
30)	Tampa Bay	1585	349	1236	396.3	87.3	309.0
31)	Indianapolis	1987	517	1470	397.4	103.4	294.0
32)	New England	2236	621	1615	447.2	124.2	323.0

WEEK 5 / THROUGH SUNDAY, OCTOBER 8, 2017

NFL / TAKEAWAYS, GIVEAWAYS

		TAKEAWAYS			GIVEAWAYS			Net
Rank	**Team**	**Int**	**Fum**	**Total**	**Int**	**Fum**	**Total**	**Diff**
1)	Jacksonville	10	5	15	4	1	5	= +10
2t)	Buffalo	8	2	10	2	0	2	= +8
2t)	Detroit	7	4	11	1	2	3	= +8
4)	Kansas City	4	3	7	0	1	1	= +6
5t)	Green Bay	3	6	9	3	2	5	= +4
5t)	New Orleans	4	0	4	0	0	0	= +4
5t)	Seattle	5	4	9	4	1	5	= +4
8)	Baltimore	9	3	12	6	3	9	= +3
9t)	New England	3	2	5	1	2	3	= +2
9t)	**Philadelphia**	**3**	**5**	**8**	**3**	**3**	**6**	**= +2**
9t)	Tampa Bay	3	3	6	3	1	4	= +2
12t)	San Francisco	3	3	6	4	2	6	= 0
12t)	Washington	4	3	7	1	6	7	= 0
14t)	Houston	4	3	7	4	4	8	= -1
14t)	Indianapolis	6	1	7	5	3	8	= -1
14t)	New York Jets	6	1	7	4	4	8	= -1
14t)	Oakland	0	4	4	3	2	5	= -1
14t)	Pittsburgh	5	3	8	7	2	9	= -1
14t)	Los Angeles Rams	6	3	9	3	7	10	= -1
14t)	Minnesota	3	0	3	0	4	4	= -1
21t)	Denver	4	0	4	4	2	6	= -2
21t)	Los Angeles Chargers	2	2	4	5	1	6	= -2
21t)	Miami	0	3	3	4	1	5	= -2
21t)	Tennessee	4	2	6	5	3	8	= -2
25t)	Arizona	4	0	4	5	2	7	= -3
25t)	Dallas	2	2	4	4	3	7	= -3
25t)	New York Giants	1	2	3	5	1	6	= -3
28t)	Atlanta	1	1	2	5	1	6	= -4
28t)	Carolina	1	2	3	5	2	7	= -4
30t)	Cincinnati	4	0	4	6	5	11	= -7
30t)	Cleveland	3	3	6	11	2	13	= -7
30t)	Chicago	0	3	3	5	5	10	= -7
	Totals	**122**	**78**	**200**	**122**	**78**	**200**	**= 0**

WEEK 5 / THROUGH SUNDAY, OCTOBER 8, 2017

NFL / TEAM/OFFENSE INSIDE THE 20

Rank	Team	Poss	Pts	TD	TD%	FG	Score	Score%
1)	Green Bay	19	112	15	78.9	3	18	94.7
2)	Dallas	18	96	12	66.7	4	16	88.9
3)	Kansas City	17	94	11	64.7	6	17	100.0
4)	Oakland	11	61	7	63.6	4	11	100.0
5)	Jacksonville	16	83	10	62.5	5	15	93.8
6)	Detroit	13	66	8	61.5	4	12	92.3
7)	Houston	18	91	11	61.1	5	16	88.9
8)	**Philadelphia**	**17**	**84**	**10**	**58.8**	**5**	**15**	**88.2**
9t)	Buffalo	12	61	7	58.3	4	11	91.7
9t)	Chicago	12	52	7	58.3	1	8	66.7
11t)	Atlanta	14	68	8	57.1	4	12	85.7
11t)	Indianapolis	14	69	8	57.1	5	13	92.9
11t)	Minnesota	14	66	8	57.1	4	12	85.7
14)	New England	22	107	12	54.5	8	20	90.9
15)	Los Angeles Chargers	15	68	8	53.3	4	12	80.0
16t)	Baltimore	16	73	8	50.0	6	14	87.5
16t)	Cleveland	14	53	7	50.0	1	8	57.1
16t)	Denver	16	74	8	50.0	6	14	87.5
16t)	New York Giants	12	53	6	50.0	4	10	83.3
16t)	New York Jets	8	36	4	50.0	3	7	87.5
16t)	Pittsburgh	18	86	9	50.0	8	17	94.4
16t)	Tampa Bay	14	60	7	50.0	4	11	78.6
16t)	Tennessee	12	60	6	50.0	6	12	100.0
24)	Los Angeles Rams	23	101	11	47.8	8	19	82.6
25)	New Orleans	15	70	7	46.7	7	14	93.3
26t)	Carolina	16	72	7	43.8	8	15	93.8
26t)	San Francisco	16	68	7	43.8	7	14	87.5
28)	Seattle	14	56	6	42.9	5	11	78.6
29)	Cincinnati	15	57	6	40.0	5	11	73.3
30)	Washington	11	43	4	36.4	5	9	81.8
31)	Miami	6	21	2	33.3	3	5	83.3
32)	Arizona	16	42	4	25.0	5	9	56.3

NFL / OPPONENTS/DEFENSE INSIDE THE 20

Rank	Team	Poss	Pts	TD	TD%	FG	Score	Score%
1)	Seattle	13	41	3	23.1	7	10	76.9
2)	Oakland	17	65	5	29.4	10	15	88.2
3)	Buffalo	15	58	5	33.3	8	13	86.7
4)	San Francisco	21	82	8	38.1	9	17	81.0
5)	Minnesota	13	60	5	38.5	8	13	100.0
6)	Jacksonville	12	50	5	41.7	5	10	83.3
7t)	Cincinnati	14	60	6	42.9	6	12	85.7
7t)	Los Angeles Chargers	14	60	6	42.9	6	12	85.7
9)	New Orleans	16	65	7	43.8	6	13	81.3
10)	**Philadelphia**	**13**	**54**	**6**	**46.2**	**4**	**10**	**76.9**
11)	Baltimore	17	70	8	47.1	5	13	76.5
12)	Kansas City	19	88	10	52.6	6	16	84.2
13)	New York Giants	17	83	9	52.9	7	16	94.1
14t)	Detroit	15	67	8	53.3	4	12	80.0
14t)	Houston	15	72	8	53.3	6	14	93.3
14t)	New York Jets	15	64	8	53.3	3	11	73.3
14t)	Tampa Bay	15	70	8	53.3	5	13	86.7
18t)	Atlanta	11	51	6	54.5	3	9	81.8
18t)	Washington	11	56	6	54.5	5	11	100.0
20)	Dallas	18	86	10	55.6	6	16	88.9
21)	Pittsburgh	12	57	7	58.3	3	10	83.3
22t)	Chicago	17	85	10	58.8	5	15	88.2
22t)	Indianapolis	17	79	10	58.8	3	13	76.5
24t)	Arizona	15	75	9	60.0	5	14	93.3
24t)	Miami	10	48	6	60.0	2	8	80.0
26)	New England	18	88	11	61.1	4	15	83.3
27)	Denver	8	38	5	62.5	1	6	75.0
28)	Los Angeles Rams	19	96	12	63.2	5	17	89.5
29)	Carolina	11	58	7	63.6	3	10	90.9
30)	Tennessee	19	104	14	73.7	3	17	89.5
31)	Green Bay	13	83	11	84.6	2	13	100.0
32)	Cleveland	14	90	12	85.7	2	14	100.0

WEEK 5 / THROUGH SUNDAY, OCTOBER 8, 2017

NFL / OFFENSE/TEAMS: FIRST DOWNS, THIRD DOWNS, FOURTH DOWNS

		FIRST DOWNS				THIRD DOWNS			FOURTH DOWNS		
Rank	**Team**	**Total**	**Rush**	**Pass**	**Pen**	**Made**	**Att**	**Pct**	**Made**	**Att**	**Pct**
1)	New England	122	29	79	14	28	66	42.4	2	4	50.0
2)	Kansas City	116	34	72	10	30	64	46.9	0	1	0.0
3)	**Philadelphia**	**115**	**37**	**66**	**12**	**39**	**73**	**53.4**	**3**	**4**	**75.0**
4)	Green Bay	114	30	71	13	31	64	48.4	5	5	100.0
5)	Houston	113	33	62	18	24	63	38.1	2	3	66.7
6t)	Atlanta	88	30	52	6	19	44	43.2	1	2	50.0
6t)	Tampa Bay	88	17	63	8	16	45	35.6	0	1	0.0
8)	Denver	85	30	46	9	28	60	46.7	0	2	0.0
9t)	Los Angeles Chargers	104	21	68	15	23	61	37.7	1	2	50.0
9t)	Arizona	104	14	74	16	29	78	37.2	3	6	50.0
9t)	Los Angeles Rams	104	29	64	11	31	66	47.0	1	2	50.0
12)	Cleveland	103	28	55	20	21	67	31.3	5	8	62.5
13)	New Orleans	82	21	57	4	20	48	41.7	2	4	50.0
14t)	Carolina	101	36	58	7	34	68	50.0	0	0	---
14t)	Dallas	101	35	58	8	27	64	42.2	6	10	60.0
16)	Pittsburgh	100	28	62	10	26	67	38.8	0	0	---
17)	Jacksonville	98	39	47	12	22	64	34.4	3	3	100.0
18t)	Chicago	77	27	42	8	21	51	41.2	3	6	50.0
18t)	Minnesota	77	21	47	9	24	52	46.2	0	4	0.0
20)	Seattle	94	28	60	6	33	77	42.9	3	4	75.0
21)	San Francisco	92	23	61	8	22	74	29.7	6	10	60.0
22t)	Baltimore	90	36	47	7	25	63	39.7	0	3	0.0
22t)	Cincinnati	90	25	55	10	24	66	36.4	1	3	33.3
22t)	Detroit	90	20	62	8	26	70	37.1	0	3	0.0
22t)	New York Giants	90	20	64	6	24	66	36.4	1	7	14.3
26)	Washington	70	19	48	3	19	50	38.0	1	2	50.0
27)	Tennessee	86	28	49	9	21	62	33.9	0	0	---
28)	Indianapolis	85	30	46	9	30	75	40.0	0	1	0.0
29)	Buffalo	81	28	48	5	30	77	39.0	0	2	0.0
30t)	New York Jets	76	19	50	7	25	68	36.8	2	2	100.0
30t)	Oakland	76	21	50	5	21	59	35.6	2	7	28.6
32)	Miami	60	14	39	7	12	48	25.0	0	5	0.0
	Totals	**2972**	**850**	**1822**	**300**	**805**	**2020**	**39.9**	**53**	**116**	**45.7**

NFL / DEFENSE/OPPONENTS: FIRST DOWNS, THIRD DOWNS, FOURTH DOWNS

		FIRST DOWNS				THIRD DOWNS			FOURTH DOWNS		
Rank	**Team**	**Total**	**Rush**	**Pass**	**Pen**	**Made**	**Att**	**Pct**	**Made**	**Att**	**Pct**
1)	Denver	60	9	45	6	14	54	25.9	3	10	30.0
2)	Pittsburgh	85	35	43	7	23	64	35.9	2	7	28.6
3)	Cincinnati	86	26	45	15	28	78	35.9	1	2	50.0
4)	Washington	69	14	46	9	21	50	42.0	2	3	66.7
5t)	Carolina	87	22	59	6	24	63	38.1	3	9	33.3
5t)	**Philadelphia**	**87**	**15**	**64**	**8**	**20**	**57**	**35.1**	**2**	**6**	**33.3**
7)	Houston	90	20	59	11	24	64	37.5	2	3	66.7
8t)	Oakland	91	31	56	4	33	71	46.5	0	0	---
8t)	Arizona	91	26	57	8	32	76	42.1	1	2	50.0
10)	Los Angeles Rams	93	30	56	7	29	72	40.3	3	6	50.0
11)	Buffalo	94	29	54	11	28	72	38.9	2	5	40.0
12t)	Baltimore	95	33	51	11	22	64	34.4	3	6	50.0
12t)	Cleveland	95	23	63	9	27	64	42.2	0	0	---
12t)	Jacksonville	95	33	52	10	27	68	39.7	1	3	33.3
12t)	Miami	76	14	53	9	14	47	29.8	1	2	50.0
12t)	Chicago	76	21	45	10	24	51	47.1	1	1	100.0
12t)	Detroit	95	22	64	9	24	62	38.7	1	4	25.0
12t)	Seattle	95	28	52	15	29	71	40.8	0	1	0.0
19)	Green Bay	98	33	59	6	24	59	40.7	5	5	100.0
20)	New York Giants	99	40	53	6	31	73	42.5	2	5	40.0
21t)	Atlanta	80	20	52	8	19	51	37.3	4	5	80.0
21t)	Minnesota	80	14	59	7	11	43	25.6	0	0	---
23)	New Orleans	81	27	47	7	23	48	47.9	0	1	0.0
24)	New York Jets	102	34	53	15	27	70	38.6	1	5	20.0
25)	Los Angeles Chargers	103	42	53	8	31	71	43.7	1	4	25.0
26)	Indianapolis	106	26	70	10	30	71	42.3	3	4	75.0
27)	Dallas	110	33	64	13	29	65	44.6	2	3	66.7
28t)	Kansas City	111	31	66	14	25	64	39.1	2	4	50.0
28t)	Tennessee	111	30	75	6	26	66	39.4	3	4	75.0
30)	Tampa Bay	91	18	64	9	26	56	46.4	0	3	0.0
31)	San Francisco	117	39	63	15	36	76	47.4	1	1	100.0
32)	New England	123	32	80	11	24	59	40.7	1	2	50.0
	Totals	**2972**	**850**	**1822**	**300**	**805**	**2020**	**39.9**	**53**	**116**	**45.7**

WEEK 5 / THROUGH SUNDAY, OCTOBER 8, 2017

NFL / FIRST-DOWN PLAYS BY TEAMS

Rank	Team	Yds/Play	Plays	Yards
1)	Kansas City	7.70	148	1140
2)	New England	6.90	158	1090
3)	Tampa Bay	6.76	120	811
4)	Los Angeles Rams	6.48	143	926
5)	Cincinnati	6.47	140	906
6)	San Francisco	6.30	141	889
7)	Tennessee	6.03	133	802
8)	Atlanta	6.03	120	723
9)	New Orleans	5.74	108	620
10)	Oakland	5.74	118	677
11)	Dallas	5.45	139	758
12)	Seattle	5.33	141	752
13)	Carolina	5.28	142	750
14)	Washington	5.28	105	554
15)	Green Bay	5.21	144	750
16)	New York Jets	5.20	123	639
17)	Houston	5.18	151	782
18)	Minnesota	5.13	105	539
19)	**Philadelphia**	**5.12**	**156**	**799**
20)	Indianapolis	5.07	137	695
21)	New York Giants	5.06	138	698
22)	Jacksonville	4.96	142	705
23)	Denver	4.94	118	583
24)	Arizona	4.88	152	742
25)	Los Angeles Chargers	4.82	139	670
26)	Pittsburgh	4.73	148	700
27)	Cleveland	4.66	144	671
28)	Buffalo	4.44	128	568
29)	Miami	4.14	102	422
30)	Baltimore	4.09	137	561
31)	Chicago	4.08	109	445
32)	Detroit	3.92	136	533
	TOTAL	**5.37**	**4265**	**22900**

NFL / FIRST-DOWN PLAYS BY OPPONENTS

Rank	Team	Yds/Play	Plays	Yards
1)	Pittsburgh	3.94	130	512
2)	Baltimore	4.40	141	621
3)	Dallas	4.47	144	644
4)	Cincinnati	4.52	131	592
5)	Cleveland	4.56	137	625
6)	Miami	4.62	108	499
7)	Detroit	4.72	141	665
8)	Arizona	4.74	141	669
9)	Atlanta	4.84	113	547
10)	Carolina	4.90	125	613
11)	Chicago	4.91	104	511
12)	New York Giants	4.98	141	702
13)	**Philadelphia**	**5.01**	**128**	**641**
14)	Seattle	5.05	138	697
15)	Washington	5.07	107	543
16)	Oakland	5.09	132	672
17)	New York Jets	5.10	144	734
18)	Denver	5.16	99	511
19)	San Francisco	5.23	163	852
20)	Buffalo	5.30	141	747
21)	Los Angeles Rams	5.62	138	776
22)	Green Bay	5.67	135	766
23)	Jacksonville	5.71	147	840
24)	Los Angeles Chargers	5.78	144	833
25)	Tampa Bay	5.84	122	713
26)	Kansas City	5.94	149	885
27)	Tennessee	6.13	154	944
28)	New Orleans	6.23	111	691
29)	Indianapolis	6.42	147	944
30)	Minnesota	6.45	116	748
31)	Houston	6.74	135	910
32)	New England	7.88	159	1253
	TOTAL	**5.37**	**4265**	**22900**

WEEK 5 / THROUGH SUNDAY, OCTOBER 8, 2017

NFL / KICKOFFS (Receiving Team)

Rank	Team	TotKO	AdjKO	TB	TB%	EZ	EZ%	OB	I20	Avg.Start
1)	Los Angeles Rams	28	26	12	46.2	20	71.4	1	4	27.0
2)	Baltimore	23	23	18	78.3	19	82.6	1	0	26.0
3)	New Orleans	19	18	10	55.6	14	73.7	0	1	25.8
4)	**Philadelphia**	**21**	**21**	**15**	**71.4**	**17**	**81.0**	**0**	**1**	**25.8**
5)	Oakland	28	26	17	65.4	24	85.7	0	4	25.7
6)	New York Jets	21	20	13	65.0	17	81.0	0	2	25.6
7)	Green Bay	24	24	22	91.7	22	91.7	1	1	25.4
8)	Denver	18	17	11	64.7	14	77.8	0	2	25.1
9)	Cincinnati	22	22	14	63.6	17	77.3	0	2	25.0
10)	Seattle	22	22	15	68.2	19	86.4	0	2	24.9
11)	Buffalo	22	22	15	68.2	18	81.8	0	0	24.7
12)	Houston	30	29	21	72.4	27	90.0	0	2	24.5
13)	Washington	20	20	15	75.0	18	90.0	0	3	24.5
14)	Atlanta	22	22	14	63.6	19	86.4	0	5	24.4
15)	Tampa Bay	20	20	14	70.0	16	80.0	0	2	24.4
16)	New York Giants	28	27	17	63.0	22	78.6	0	3	24.2
17)	Indianapolis	35	33	25	75.8	30	85.7	0	2	24.2
18)	Dallas	29	29	22	75.9	26	89.7	0	2	24.2
19)	New England	29	27	20	74.1	22	75.9	0	3	24.1
20)	Tennessee	30	28	19	67.9	24	80.0	0	3	24.1
21)	Pittsburgh	19	19	11	57.9	14	73.7	0	3	24.1
22)	Kansas City	23	21	8	38.1	19	82.6	0	6	24.0
23)	Chicago	23	23	13	56.5	18	78.3	0	3	23.9
24)	Detroit	23	22	15	68.2	20	87.0	2	5	23.9
25)	Carolina	21	21	14	66.7	16	76.2	0	2	23.9
26)	Minnesota	21	20	10	50.0	18	85.7	1	6	23.7
27)	San Francisco	29	29	15	51.7	20	69.0	1	5	23.7
28)	Cleveland	24	23	16	69.6	20	83.3	0	3	23.3
29)	Miami	16	16	8	50.0	13	81.3	0	4	23.0
30)	Arizona	28	28	18	64.3	24	85.7	0	5	22.9
31)	Jacksonville	21	20	14	70.0	18	85.7	0	4	22.7
32)	Los Angeles Char	27	27	18	66.7	22	81.5	0	4	21.9
	Totals	**766**	**745**	**489**	**65.6**	**627**	**84.2**	**7**	**94**	**24.4**

Note: Average opponent drive start DOES NOT include onside kicks or kickoffs at the end of a half unless either kickoff is returned for a touchdown. All other kickoffs (returned kickoffs, fair catches, touchback and kickoffs out of bounds) are included. Kickoffs resulting in the kicking team retaining possession are not included.

ADJ KO: Adjusted kickoffs are used to compute the Avg. Team Drive Start.

I20: The number of drives that start inside (not including) the 20 yd line.

WEEK 5 / THROUGH SUNDAY, OCTOBER 8, 2017

NFL / KICKOFFS (Kicking Team)

Rank	Team	TotKO	AdjKO	TB	TB%	EZ	EZ%	OB	I20	Avg.Start
1)	Miami	12	12	5	41.7	8	66.7	0	3	20.7
2)	Arizona	22	21	11	52.4	19	86.4	1	4	22.3
3)	New York Jets	23	22	16	72.7	21	91.3	0	5	22.7
4)	Tampa Bay	18	17	13	76.5	16	88.9	0	3	22.8
5)	Baltimore	22	21	15	71.4	17	77.3	0	4	23.3
6)	Washington	21	21	14	66.7	17	81.0	0	2	23.5
7)	Cleveland	17	14	10	71.4	10	58.8	0	2	23.6
8)	Kansas City	34	34	24	70.6	30	88.2	0	4	23.7
9)	**Philadelphia**	**30**	**29**	**16**	**55.2**	**24**	**80.0**	**0**	**6**	**23.7**
10)	New Orleans	21	19	12	63.2	18	85.7	1	4	23.7
11)	Dallas	27	27	17	63.0	24	88.9	0	7	24.0
12)	Indianapolis	24	24	15	62.5	18	75.0	0	5	24.1
13)	Minnesota	19	18	11	61.1	15	78.9	0	4	24.2
14)	Pittsburgh	26	25	15	60.0	21	80.8	0	3	24.2
15)	Atlanta	24	24	18	75.0	22	91.7	0	2	24.3
16)	Detroit	27	27	16	59.3	22	81.5	0	3	24.4
17)	New England	31	31	14	45.2	22	71.0	0	4	24.5
18)	Los Angeles Rams	34	34	25	73.5	29	85.3	1	4	24.5
19)	San Francisco	27	25	21	84.0	26	96.3	0	1	24.6
20)	Chicago	12	12	10	83.3	11	91.7	0	1	24.6
21)	New York Giants	19	19	8	42.1	11	57.9	1	4	24.6
22)	Seattle	25	24	11	45.8	16	64.0	1	3	24.8
23)	Cincinnati	21	20	13	65.0	15	71.4	1	1	24.8
24)	Jacksonville	31	30	24	80.0	26	83.9	1	2	25.0
25)	Houston	30	29	20	69.0	26	86.7	0	3	25.1
26)	Green Bay	28	28	19	67.9	22	78.6	0	1	25.1
27)	Carolina	25	25	23	92.0	24	96.0	0	0	25.1
28)	Tennessee	25	24	16	66.7	22	88.0	0	2	25.1
29)	Oakland	24	24	20	83.3	22	91.7	0	1	25.8
30)	Buffalo	24	23	12	52.2	19	79.2	0	3	26.0
31)	Los Angeles Char	21	20	9	45.0	16	76.2	0	2	26.1
32)	Denver	22	22	16	72.7	18	81.8	0	1	26.1
	Totals	**766**	**745**	**489**	**65.6**	**627**	**84.2**	**7**	**94**	**24.4**

Note: Average team drive start DOES NOT include onside kicks or kickoffs at the end of a half unless either kickoff is returned for a touchdown. All other kickoffs (returned kickoffs, fair catches, touchback and kickoffs out of bounds) are included. Kickoffs resulting in the kicking team retaining possession are not included.

ADJ KO: Adjusted kickoffs are used to compute the Avg. Team Drive Start.

I20: The number of drives that start inside (not including) the 20 yd line.

WEEK 5 / THROUGH SUNDAY, OCTOBER 8, 2017

NFL / SINGLE-GAME HIGHS / PLAYERS

Most Points-- 23, Zuerlein, LA-R at Dal., 10/1, (0 td, 7 fg, 2 xp, 0 2pt)
Passing Yards-- 447, Brady, N.E. at N.O., 9/17, (30-39, 447, 3 td, 0 int)
Longest Pass-- 88, Ryan, Atl. at Chi., 9/10, (to Hooper, Austin, td)
Passing Touchdowns-- 5, Brady, N.E. vs. Hou., 9/24, (25-35, 378, 5 td, 0 int)
Passing Touchdowns-- 5, Watson, Hou. vs. K.C., 10/8, (16-31, 261, 5 td, 0 int)
Rushing Yards-- 181, Fournette, Jax at Pitt., 10/8, (28-181, 2 td)
Rushing Attempts-- 35, Bell, Pitt. at Balt., 10/1, (35-144, 2 td)
Longest Rush-- 90, Fournette, Jax at Pitt., 10/8, td
Receptions-- 13, Landry, Miami at LA-C, 9/17, (13-78, 0 td)
Receptions-- 13, Fitzgerald, Ariz. vs. Dal., 9/25, (13-149, 1 td)
Receiving Yards-- 189, Green, Cin. vs. Buff., 10/8, (7-189, 1 td)
Kickoff Return Yards-- 123, Cooper, LA-R at Dal., 10/1, (4-123, 0 td)
Kickoff Returns-- 5, Peppers, Clev. vs. Cin., 10/1, (5-116, 0 td)
Kickoff Returns-- 5, Bray, Ind. at Sea., 10/1, (5-83, 0 td)
Longest Kickoff Return-- 66, Cooper, LA-R at Dal., 10/1
Punt Return Yards-- 110, Barner, Phil. vs. Ariz., 10/8, (3-110, 1 fc, 0 td)
Punt Returns-- 5, Davis, G.B. vs. Cin., 9/24 (OT), (5-70, 1 fc, 0 td)
Punt Returns-- 5, (4 times in Non-Overtime Games)
Longest Punt Return-- 88, Agnew, Det. at NY-G, 9/18, td
Interceptions-- 2, (7 times in Non-Overtime Games)
Longest Interception Return-- 103, Talib, Denv. vs. Dal., 9/17, td
Sacks-- 4.0, Campbell, Jax at Hou., 9/10
Scrimmage Yards-- 246, K. Hunt, K.C. at N.E., 9/7, (Rush 17-148, Rec 5-98)
Longest Punt-- 71, Kern, Tenn. at Miami, 10/8
Punts-- 10, Kern, Tenn. at Miami, 10/8, (10-549, 54.9)
Field Goals Made-- 7, Zuerlein, LA-R at Dal., 10/1, (7-7, 49 lg)
Longest Field Goal-- 61, Elliott, Phil. vs. NY-G, 9/24

WEEK 5 / THROUGH SUNDAY, OCTOBER 8, 2017

300-Yard Passing Games

447, Brady, NE at NO 09/17 (30-39, 3 TD)
378, Brady, NE vs. HOU 09/24 (25-35, 5 TD)
373, Wilson, SEA at TEN 09/24 (29-49, 4 TD)
369, Keenum, MIN vs. TB 09/24 (25-33, 3 TD)
368, A. Smith, KC at NE 09/07 (28-35, 4 TD)
366, Manning, NYG at PHI 09/24 (35-47, 3 TD)
365, Cousins, WAS vs. OAK 09/24 (25-30, 3 TD)
357, Palmer, ARI vs. SF 10/01 (ot) (33-51, 1 TD)
356, Brees, NO vs. NE 09/17 (27-45, 2 TD)
355, Newton, CAR at DET 10/08 (26-33, 3 TD)
353, Hoyer, SF at IND 10/08 (ot) (29-46, 2 TD)
347, Rivers, LAC vs. PHI 10/01 (22-38, 2 TD)
346, Bradford, MIN vs. NO 09/11 (27-32, 3 TD)
343, A. Rodgers, GB at ATL 09/17 (33-50, 2 TD)
334, Winston, TB vs. NE 10/05 (26-46, 1 TD)
333, Wentz, PHI at KC 09/17 (25-46, 2 TD)
332, Palmer, ARI at IND 09/17 (ot) (19-36, 1 TD)
332, Winston, TB vs. NYG 10/01 (22-38, 3 TD)
332, Hoyer, SF vs. LAR 09/21 (23-37, 2 TD)
331, Rivers, LAC vs. MIA 09/17 (31-39, 1 TD)
328, Dalton, CIN vs. BUF 10/08 (22-36, 1 TD)
328, Winston, TB at MIN 09/24 (28-40, 2 TD)
325, Palmer, ARI vs. DAL 09/25 (29-48, 2 TD)
324, A. Smith, KC at HOU 10/08 (29-37, 3 TD)
321, Ryan, ATL at CHI 09/10 (21-30, 1 TD)
316, Newton, CAR at NE 10/01 (22-29, 3 TD)
314, Brissett, IND vs. SF 10/08 (ot) (22-34, 0 TD)
313, A. Rodgers, GB vs. CIN 09/24 (ot) (28-42, 3 TD)
312, Roethlisberger, PIT vs. JAX 10/08 (33-55, 0 TD)
311, A. Rodgers, GB vs. SEA 09/10 (28-42, 1 TD)
307, Brady, NE vs. CAR 10/01 (32-45, 2 TD)
307, Wentz, PHI at WAS 09/10 (26-39, 2 TD)
306, Goff, LAR vs. IND 09/10 (21-29, 1 TD)
304, Wentz, PHI vs. ARI 10/08 (21-30, 4 TD)
303, Brady, NE at TB 10/05 (30-40, 1 TD)
301, Glennon, CHI at TB 09/17 (31-45, 1 TD)
301, Watson, HOU at NE 09/24 (22-33, 2 TD)

WEEK 5 / THROUGH SUNDAY, OCTOBER 8, 2017

100-Yard Receiving Games

189, Green, CIN vs. BUF 10/08 (7 rec., 1 TD)
182, Brown, PIT at CLE 09/10 (11 rec., 0 TD)
177, Hilton, IND vs. SF 10/08 (ot) (7 rec., 0 TD)
175, Dickson, CAR at DET 10/08 (5 rec., 0 TD)
173, Diggs, MIN vs. TB 09/24 (8 rec., 2 TD)
157, Brown, PIT vs. JAX 10/08 (10 rec., 0 TD)
157, Thielen, MIN vs. NO 09/11 (9 rec., 0 TD)
153, Hilton, IND vs. CLE 09/24 (7 rec., 1 TD)
150, C. Thompson, WAS vs. OAK 09/24 (6 rec., 1 TD)
149, Fitzgerald, ARI vs. DAL 09/25 (13 rec., 1 TD)
142, Garcon, SF vs. LAR 09/21 (7 rec., 0 TD)
138, Allen, LAC vs. PHI 10/01 (5 rec., 0 TD)
133, Shepard, NYG at PHI 09/24 (7 rec., 1 TD)
133, Wallace, BAL at OAK 10/08 (3 rec., 0 TD)
133, Hill, KC at NE 09/07 (7 rec., 1 TD)
131, Cooks, NE vs. HOU 09/24 (5 rec., 2 TD)
128, Hooper, ATL at CHI 09/10 (2 rec., 1 TD)
122, Allison, GB vs. CIN 09/24 (ot) (6 rec., 0 TD)
120, Nelson, ARI at IND 09/17 (ot) (5 rec., 1 TD)
116, Gronkowski, NE at NO 09/17 (6 rec., 1 TD)
116, Goodwin, SF at IND 10/08 (ot) (5 rec., 0 TD)
115, Ty. Williams, LAC vs. PHI 10/01 (5 rec., 1 TD)
112, C. Clay, BUF at ATL 10/01 (5 rec., 0 TD)
111, Kelce, KC vs. WAS 10/02 (7 rec., 1 TD)
111, Green, CIN at GB 09/24 (ot) (10 rec., 1 TD)
110, Brown, PIT at CHI 09/24 (ot) (10 rec., 1 TD)
108, Woods, LAR at SF 09/21 (6 rec., 0 TD)
108, Ju. Jones, ATL vs. GB 09/17 (5 rec., 0 TD)
107, Tate, DET vs. ARI 09/10 (10 rec., 0 TD)
107, Hopkins, HOU vs. TEN 10/01 (10 rec., 1 TD)
106, Jackson, TB vs. NE 10/05 (5 rec., 0 TD)
106, Watkins, LAR at SF 09/21 (6 rec., 2 TD)
105, Baldwin, SEA at TEN 09/24 (10 rec., 1 TD)
105, Ja. Brown, ARI vs. SF 10/01 (ot) (8 rec., 0 TD)
105, Benjamin, LAC vs. KC 09/24 (5 rec., 0 TD)
104, Benjamin, CAR at NE 10/01 (4 rec., 0 TD)
103, Kelce, KC vs. PHI 09/17 (8 rec., 1 TD)
101, McCaffrey, CAR vs. NO 09/24 (9 rec., 0 TD)
100, Allen, LAC vs. MIA 09/17 (9 rec., 0 TD)
100, Amendola, NE vs. KC 09/07 (6 rec., 0 TD)

WEEK 5 / THROUGH SUNDAY, OCTOBER 8, 2017

100-Yard Rushing Games

181, Fournette, JAX at PIT 10/08 (28 att., 2 TD)
172, K. Hunt, KC at LAC 09/24 (17 att., 1 TD)
163, Powell, NYJ vs. JAX 10/01 (ot) (21 att., 1 TD)
148, K. Hunt, KC at NE 09/07 (17 att., 1 TD)
144, Bell, PIT at BAL 10/01 (35 att., 2 TD)
140, Howard, CHI vs. PIT 09/24 (ot) (23 att., 2 TD)
136, Blount, PHI at LAC 10/01 (16 att., 0 TD)
127, Cook, MIN vs. NO 09/11 (22 att., 0 TD)
125, A. Jones, GB at DAL 10/08 (19 att., 1 TD)
124, Hyde, SF at SEA 09/17 (15 att., 0 TD)
122, Ajayi, MIA at LAC 09/17 (28 att., 0 TD)
121, Gurley, LAR at DAL 10/01 (23 att., 0 TD)
118, C. Anderson, DEN vs. DAL 09/17 (25 att., 1 TD)
116, E. Elliott, DAL vs. GB 10/08 (29 att., 0 TD)
115, Murray, TEN vs. SEA 09/24 (14 att., 1 TD)
113, Gurley, LAR at SF 09/21 (28 att., 2 TD)
110, McCoy, BUF vs. NYJ 09/10 (22 att., 0 TD)
107, K. Hunt, KC at HOU 10/08 (29 att., 0 TD)
106, Freeman, ATL at DET 09/24 (21 att., 1 TD)
105, Gordon, LAC at NYG 10/08 (20 att., 0 TD)
104, E. Elliott, DAL vs. NYG 09/10 (24 att., 0 TD)
101, K. Hunt, KC vs. WAS 10/02 (21 att., 0 TD)
100, Fournette, JAX at HOU 09/10 (26 att., 1 TD)

WEEK 5 / THROUGH SUNDAY, OCTOBER 8, 2017

NFL / LEADING PASSERS

Player, Team	Att	Comp	Pct Comp	Yds	Avg Gain	TD	Pct TD	Long	Int	Pct Int	Rating Points
A. Smith, K.C.	158	121	76.6	1391	8.80	11	7.0	78t	0	0.0	125.8
Brady, N.E.	195	133	68.2	1702	8.73	11	5.6	54	1	0.5	112.0
Brees, N.O.	152	105	69.1	1135	7.47	8	5.3	52	0	0.0	108.3
Cousins, Was.	121	80	66.1	1004	8.30	7	5.8	74	1	0.8	107.6
A. Rodgers, G.B.	189	126	66.7	1367	7.23	13	6.9	72	3	1.6	104.1
Carr, Oak.	109	74	67.9	753	6.91	7	6.4	64t	2	1.8	101.2
*Watson, Hou.	145	90	62.1	1072	7.39	12	8.3	48t	4	2.8	100.7
Newton, Car.	145	99	68.3	1237	8.53	8	5.5	64	5	3.4	98.5
Wentz, Phi.	**177**	**110**	**62.1**	**1362**	**7.69**	**10**	**5.6**	**72t**	**3**	**1.7**	**97.7**
Stafford, Det.	173	111	64.2	1116	6.45	9	5.2	45t	1	0.6	97.4
Keenum, Min.	100	61	61.0	755	7.55	3	3.0	59t	0	0.0	94.4
Goff, LA-R	164	100	61.0	1360	8.29	7	4.3	69	3	1.8	94.1
Prescott, Dal.	179	112	62.6	1192	6.66	11	6.1	53	4	2.2	93.1
Winston, T.B.	154	94	61.0	1198	7.78	7	4.5	58t	3	1.9	92.4
Taylor, Buf.	136	85	62.5	910	6.69	6	4.4	47	2	1.5	90.6
Wilson, Sea.	178	111	62.4	1222	6.87	8	4.5	46	3	1.7	90.6
McCown, NY-J	147	105	71.4	1020	6.94	5	3.4	69t	4	2.7	90.5
Manning, NY-G	202	137	67.8	1338	6.62	8	4.0	77t	5	2.5	89.1
Siemian, Den.	126	79	62.7	888	7.05	7	5.6	44	4	3.2	89.0
Ryan, Atl.	135	88	65.2	1109	8.21	5	3.7	88t	5	3.7	87.5
Dalton, Cin.	159	104	65.4	1220	7.67	7	4.4	77t	6	3.8	87.5
Rivers, LA-C	194	116	59.8	1365	7.04	9	4.6	75t	5	2.6	86.0
Brissett, Ind.	127	77	60.6	997	7.85	2	1.6	63	3	2.4	80.7
Palmer, Ariz	227	136	59.9	1573	6.93	6	2.6	46	5	2.2	80.5
Mariota, Ten.	110	66	60.0	792	7.20	3	2.7	55t	3	2.7	79.8
Bortles, Jac.	135	74	54.8	827	6.13	7	5.2	35	4	3.0	78.2
Glennon, Chi.	140	93	66.4	833	5.95	4	2.9	29	5	3.6	76.9
Roethlisberger, Pit.	195	120	61.5	1269	6.51	6	3.1	51	7	3.6	75.8
Hoyer, S.F.	194	115	59.3	1211	6.24	4	2.1	59	4	2.1	75.8
Cutler, Mia.	131	82	62.6	706	5.39	3	2.3	31	3	2.3	74.8
Flacco, Bal.	144	92	63.9	823	5.72	4	2.8	54	6	4.2	71.0
*Kizer, Cle.	159	81	50.9	851	5.35	3	1.9	38	9	5.7	49.5

NFL / LEADING PASSERS, RANKS

Player, Team	Att	Comp	Pct Comp	Yds	Avg Gain	TD	Pct TD	Long	Int	Pct Int	Rating Points
A. Smith, K.C.	15	5	1	3	1	3t	2		1t	1t	1
Brady, N.E.	3t	3	5	1	2	3t	8		4t	4	2
Brees, N.O.	17	13t	3	16	12	9t	11		1t	1t	3
Cousins, Was.	29	26	10	21	4	13t	6		4t	6	4
A. Rodgers, G.B.	7	4	8	4	14	1	3		9t	8	5
Carr, Oak.	31	29t	6	31	20	13t	4		7t	12	6
*Watson, Hou.	19t	21	21	19	13	2	1		17t	23	7
Newton, Car.	19t	17	4	10	3	9t	10		23t	26	8
Wentz, Phi.	**10**	**12**	**20**	**6**	**9**	**6**	**7**		**9t**	**10**	**9**
Stafford, Det.	11	10t	13	17	26	7t	12		4t	5	10
Keenum, Min.	32	32	24	30	11	28t	24		1t	1t	11
Goff, LA-R	12	16	25	7	5	13t	19		9t	11	12
Prescott, Dal.	8	9	17	15	23	3t	5		17t	16	13
Winston, T.B.	16	18	23	14	8	13t	15		9t	13	14
Taylor, Buf.	23	23	18	23	22	20t	17		7t	7	15
Wilson, Sea.	9	10t	19	11	21	9t	16		9t	9	16
McCown, NY-J	18	13t	2	20	18	23t	22		17t	21	17
Manning, NY-G	2	1	7	8	24	9t	20		23t	19	18
Siemian, Den.	28	27	15	24	16	13t	9		17t	25	19
Ryan, Atl.	24t	22	12	18	6	23t	21		23t	29	20
Dalton, Cin.	13t	15	11	12	10	13t	18		29t	30	21
Rivers, LA-C	5t	7	29	5	17	7t	14		23t	20	22
Brissett, Ind.	27	28	26	22	7	34	32		9t	18	23
Palmer, Ariz	1	2	28	2	19	20t	28		23t	15	24
Mariota, Ten.	30	31	27	29	15	28t	27		9t	22	25
Bortles, Jac.	24t	29t	31	27	28	13t	13		17t	24	26
Glennon, Chi.	22	19	9	26	29	25t	25		23t	27	27
Roethlisberger, Pit.	3t	6	22	9	25	20t	23		31	28	28
Hoyer, S.F.	5t	8	30	13	27	25t	30		17t	14	29
Cutler, Mia.	26	24	16	32	31	28t	29		9t	17	30
Flacco, Bal.	21	20	14	28	30	25t	26		29t	31	31
*Kizer, Cle.	13t	25	32	25	32	28t	31		32	32	32

WEEK 5 / THROUGH SUNDAY, OCTOBER 8, 2017

NFL / FOURTH-QUARTER PASSING LEADERS

Rank	Player, Team	Att	Comp	Comp%	Yards	YPA	TD	TD%	Int	Int%	Rating
1)	Wilson, Sea.	45	30	66.7	365	8.11	5	11.1	0	0.0	128.5
2)	A. Smith, K.C.	38	26	68.4	369	9.71	3	7.9	0	0.0	125.9
3)	Brees, N.O.	43	37	86.0	371	8.63	3	7.0	0	0.0	125.9
4)	Hogan, Cle.	16	11	68.8	153	9.56	1	6.3	0	0.0	120.1
5)	A. Rodgers, G.B.	54	34	63.0	359	6.65	6	11.1	0	0.0	119.3
6)	Bortles, Jac.	19	14	73.7	167	8.79	1	5.3	0	0.0	117.7
7)	Stafford, Det.	45	26	57.8	363	8.07	4	8.9	0	0.0	113.5
8)	Carr, Oak.	33	24	72.7	195	5.91	2	6.1	0	0.0	107.5
9)	Manning, NY-G	65	44	67.7	528	8.12	5	7.7	2	3.1	105.2
10)	Brady, N.E.	48	32	66.7	364	7.58	2	4.2	0	0.0	103.1
11)	Rivers, LA-C	68	42	61.8	418	6.15	4	5.9	0	0.0	98.8
12)	*Watson, Hou.	48	27	56.3	421	8.77	4	8.3	2	4.2	95.9
13)	Hoyer, S.F.	57	31	54.4	330	5.79	4	7.0	0	0.0	94.9
14)	Ryan, Atl.	39	23	59.0	340	8.72	3	7.7	2	5.1	91.8
15)	Winston, T.B.	48	31	64.6	442	9.21	2	4.2	2	4.2	90.8
16)	Cutler, Mia.	50	33	66.0	326	6.52	2	4.0	1	2.0	89.3
17)	Mariota, Ten.	23	12	52.2	148	6.43	1	4.3	0	0.0	86.9
18)	Brissett, Ind.	23	13	56.5	207	9.00	0	0.0	0	0.0	86.7
19)	Glennon, Chi.	69	45	65.2	410	5.94	2	2.9	1	1.4	84.8
20)	Palmer, Ariz	75	43	57.3	524	6.99	2	2.7	1	1.3	82.3
21)	Cousins, Was.	26	16	61.5	189	7.27	1	3.8	1	3.8	80.4
22)	**Wentz, Phi.**	**48**	**29**	**60.4**	**278**	**5.79**	**1**	**2.1**	**1**	**2.1**	**74.8**
23)	Prescott, Dal.	57	31	54.4	417	7.32	3	5.3	3	5.3	73.5
24)	Keenum, Min.	27	15	55.6	155	5.74	0	0.0	0	0.0	72.3
25)	Taylor, Buf.	30	21	70.0	173	5.77	0	0.0	1	3.3	70.6
26)	McCown, NY-J	34	22	64.7	251	7.38	2	5.9	3	8.8	69.6
27)	Goff, LA-R	39	19	48.7	319	8.18	1	2.6	2	5.1	63.9
28)	Dalton, Cin.	36	20	55.6	205	5.69	0	0.0	1	2.8	60.5
29)	Roethlisberger, Pit.	45	30	66.7	324	7.20	0	0.0	3	6.7	59.9
30)	Flacco, Bal.	36	24	66.7	184	5.11	0	0.0	2	5.6	55.8
31)	*Kizer, Cle.	57	26	45.6	284	4.98	2	3.5	3	5.3	50.6
32)	Manuel, Oak.	23	12	52.2	123	5.35	0	0.0	1	4.3	49.7
33)	Newton, Car.	26	16	61.5	165	6.35	0	0.0	2	7.7	47.8
34)	Siemian, Den.	21	11	52.4	152	7.24	0	0.0	2	9.5	36.3
35)	Cassel, Ten.	13	6	46.2	48	3.69	0	0.0	2	15.4	16.3

NFL / THIRD-DOWN PASSING LEADERS

Rank	Player, Team	Att	Comp	Comp%	Yards	YPA	TD	TD%	Int	Int%	Rating
1)	**Wentz, Phi.**	**52**	**37**	**71.2**	**574**	**11.04**	**6**	**11.5**	**1**	**1.9**	**137.8**
2)	Brady, N.E.	48	32	66.7	403	8.40	4	8.3	0	0.0	120.4
3)	A. Smith, K.C.	39	30	76.9	332	8.51	2	5.1	0	0.0	118.8
4)	Siemian, Den.	40	27	67.5	322	8.05	4	10.0	1	2.5	114.8
5)	Brees, N.O.	41	28	68.3	311	7.59	2	4.9	0	0.0	106.9
6)	Goff, LA-R	49	32	65.3	361	7.37	4	8.2	1	2.0	105.9
7)	A. Rodgers, G.B.	43	24	55.8	348	8.09	4	9.3	1	2.3	103.6
8)	Manning, NY-G	50	35	70.0	328	6.56	2	4.0	0	0.0	101.1
9)	Ryan, Atl.	29	18	62.1	267	9.21	2	6.9	1	3.4	100.8
10)	*Watson, Hou.	30	18	60.0	173	5.77	2	6.7	0	0.0	98.3
11)	Cousins, Was.	41	24	58.5	315	7.68	3	7.3	1	2.4	97.1
12)	Stafford, Det.	53	31	58.5	326	6.15	3	5.7	0	0.0	95.3
13)	Keenum, Min.	32	19	59.4	246	7.69	1	3.1	0	0.0	94.0
14)	Prescott, Dal.	48	32	66.7	340	7.08	2	4.2	1	2.1	92.4
15)	Taylor, Buf.	45	30	66.7	275	6.11	3	6.7	2	4.4	86.8
16)	Glennon, Chi.	41	29	70.7	291	7.10	2	4.9	2	4.9	86.5
17)	McCown, NY-J	47	34	72.3	405	8.62	2	4.3	3	6.4	85.9
18)	Flacco, Bal.	34	19	55.9	200	5.88	1	2.9	0	0.0	83.0
19)	Cutler, Mia.	34	20	58.8	153	4.50	1	2.9	0	0.0	79.7
20)	Newton, Car.	39	25	64.1	360	9.23	2	5.1	3	7.7	79.0
21)	Brissett, Ind.	44	26	59.1	303	6.89	1	2.3	1	2.3	78.1
22)	Winston, T.B.	34	18	52.9	260	7.65	0	0.0	0	0.0	78.1
23)	Wilson, Sea.	55	31	56.4	303	5.51	2	3.6	1	1.8	76.6
24)	Carr, Oak.	30	18	60.0	167	5.57	1	3.3	1	3.3	72.5
25)	Hoyer, S.F.	56	31	55.4	249	4.45	2	3.6	1	1.8	71.2
26)	Palmer, Ariz	64	35	54.7	391	6.11	2	3.1	2	3.1	70.5
27)	Dalton, Cin.	42	22	52.4	273	6.50	2	4.8	3	7.1	58.9
28)	Mariota, Ten.	36	18	50.0	219	6.08	0	0.0	1	2.8	57.5
29)	Rivers, LA-C	53	31	58.5	394	7.43	1	1.9	4	7.5	56.6
30)	Roethlisberger, Pit.	51	28	54.9	259	5.08	3	5.9	4	7.8	55.9
31)	Bortles, Jac.	43	18	41.9	189	4.40	1	2.3	1	2.3	53.3
32)	*Kizer, Cle.	41	19	46.3	238	5.80	0	0.0	4	9.8	25.3

WEEK 5 / THROUGH SUNDAY, OCTOBER 8, 2017

NFL / LEADING RUSHERS

Rank	Player, Team	Att	Yards	Avg	Long	TD
1)	*K. Hunt, K.C.	97	609	6.3	69t	4
2)	*Fournette, Jac.	109	466	4.3	90t	5
3)	Gurley, LA-R	100	405	4.1	29	4
4)	E. Elliott, Dal.	105	393	3.7	30	2
5)	Bell, Pit.	102	371	3.6	21	3
6)	*Cook, Min.	74	354	4.8	33	2
7)	Hyde, S.F.	73	332	4.5	61	2
8)	L. Miller, Hou.	83	331	4.0	19	1
9)	C. Anderson, Den.	73	330	4.5	40	1
10)	**Blount, Phi.**	**56**	**323**	**5.8**	**68**	**1**
11)	Abdullah, Det.	76	288	3.8	34	1
12)	Freeman, Atl.	70	285	4.1	18	5
13)	McCoy, Buf.	87	279	3.2	27	0
14t)	Gordon, LA-C	74	273	3.7	21	2
14t)	Murray, Ten.	56	273	4.9	75t	1
16t)	Ajayi, Mia.	76	261	3.4	20	0
16t)	Collins, Bal.	37	261	7.1	50	0
18)	Howard, Chi.	63	252	4.0	19t	4
19)	Stewart, Car.	77	251	3.3	17	0
20)	Gillislee, N.E.	69	246	3.6	16	4
21)	Powell, NY-J	51	240	4.7	75t	2
22)	Gore, Ind.	75	239	3.2	21	2
23)	Allen, Bal.	66	232	3.5	37	1
24)	*Carson, Sea.	49	208	4.2	30	0
25t)	Crowell, Cle.	62	194	3.1	17	0
25t)	Lynch, Oak.	57	194	3.4	14	2
27t)	Henry, Ten.	43	187	4.3	25	1
27t)	*Mixon, Cin.	67	187	2.8	20	1
29t)	*Cohen, Chi.	30	181	6.0	46	0
29t)	T. Coleman, Atl.	29	181	6.2	35	0
31)	*Watson, Hou. (QB)	22	179	8.1	49t	2
32)	*McGuire, NY-J	34	176	5.2	69t	1
33)	Charles, Den.	33	175	5.3	19	1
34)	*A. Jones, G.B.	32	174	5.4	22	2
35)	Ingram, N.O.	42	170	4.0	28	0
36)	Rodgers, T.B.	43	167	3.9	36	1
37)	Ivory, Jac.	38	159	4.2	19	0
38)	Wilson, Sea. (QB)	30	154	5.1	29	1
39)	Montgomery, G.B.	46	152	3.3	11	2
40)	*Foreman, Hou.	38	148	3.9	25	0
41)	*Perine, Was.	46	143	3.1	12	0
42)	C. Thompson, Was.	20	142	7.1	61t	2
43)	West, Bal.	39	138	3.5	13	2
44)	Tolbert, Buf.	37	135	3.6	16	1
45)	Kelley, Was.	29	131	4.5	21	0
46)	Richard, Oak.	24	128	5.3	52t	1
47t)	*Kizer, Cle. (QB)	28	126	4.5	18	2
47t)	Prescott, Dal. (QB)	16	126	7.9	21	2
49)	Darkwa, NY-G	21	122	5.8	23t	1
50)	Taylor, Buf. (QB)	32	121	3.8	14	0

WEEK 5 / THROUGH SUNDAY, OCTOBER 8, 2017

NFL / THIRD-AND-ONE RUSHING LEADERS

Rank	Player, Team	Att	FD	Pct
1t)	Turbin, Ind.	7	7	100.0
1t)	Freeman, Atl.	4	4	100.0
1t)	Palmer, Ariz	4	4	100.0
1t)	Henry, Ten.	3	3	100.0
1t)	*K. Hunt, K.C.	3	3	100.0
1t)	A. Smith, K.C.	3	3	100.0
1t)	Allen, Bal.	2	2	100.0
1t)	Charles, Den.	2	2	100.0
1t)	*A. Jones, G.B.	2	2	100.0
1t)	*Kizer, Cle.	2	2	100.0
1t)	Montgomery, G.B.	2	2	100.0
1t)	Rodgers, T.B.	2	2	100.0
1t)	Stewart, Car.	2	2	100.0
1t)	Watson, Pit.	2	2	100.0
1t)	West, Bal.	2	2	100.0
1t)	C. Anderson, Den.	1	1	100.0
1t)	Burton, Chi.	1	1	100.0
1t)	*Cook, Min.	1	1	100.0
1t)	Janovich, Den.	1	1	100.0
1t)	Kelley, Was.	1	1	100.0
1t)	Murray, Min.	1	1	100.0
22t)	Ajayi, Mia.	3	2	66.7
22t)	**Blount, Phi.**	**3**	**2**	**66.7**
22t)	Dalton, Cin.	3	2	66.7
22t)	E. Elliott, Dal.	3	2	66.7
22t)	Ivory, Jac.	3	2	66.7
22t)	McCoy, Buf.	3	2	66.7
28)	Gurley, LA-R	8	5	62.5
29t)	T. Coleman, Atl.	2	1	50.0
29t)	Howard, Chi.	2	1	50.0

WEEK 5 / THROUGH SUNDAY, OCTOBER 8, 2017

NFL / LEADERS IN RECEPTIONS

Rank	Player, Team	Rec	Yards	Avg	Long	TD
1)	Brown, Pit.	40	545	13.6	50	1
2)	Hopkins, Hou.	35	363	10.4	34t	5
3t)	Green, Cin.	32	504	15.8	77t	3
3t)	**Ertz, Phi. (TE)**	**32**	**387**	**12.1**	**53**	**2**
3t)	Fitzgerald, Ariz	32	327	10.2	37	2
6)	Landry, Mia.	30	210	7.0	18	1
7t)	Kelce, K.C. (TE)	29	353	12.2	44	2
7t)	Tate, Det.	29	267	9.2	22	1
7t)	White, N.E. (RB)	29	230	7.9	26	0
10t)	Allen, LA-C	28	401	14.3	50	1
10t)	Garcon, S.F.	28	379	13.5	59	0
10t)	Ellington, Ariz (RB)	28	257	9.2	24	0
13t)	Baldwin, Sea.	27	284	10.5	36	1
13t)	*McCaffrey, Car. (RB)	27	237	8.8	37	1
13t)	Witten, Dal. (TE)	27	229	8.5	28t	2
13t)	McCoy, Buf. (RB)	27	189	7.0	21	0
13t)	Bell, Pit. (RB)	27	144	5.3	18	0
18t)	Hill, K.C.	25	356	14.2	75t	2
18t)	Thomas, N.O.	25	310	12.4	33	2
18t)	Beckham, NY-G	25	302	12.1	48t	3
21t)	Hilton, Ind.	24	466	19.4	63	1
21t)	Thielen, Min.	24	358	14.9	45	0
21t)	M. Evans, T.B.	24	276	11.5	31	2
21t)	Funchess, Car.	24	269	11.2	24	3
21t)	*Cohen, Chi. (RB)	24	150	6.3	19t	1
26t)	Hogan, N.E.	23	288	12.5	47t	5
26t)	D. Adams, G.B.	23	285	12.4	41	4
26t)	D. Johnson, Cle. (RB)	23	270	11.7	41t	1
26t)	Amendola, N.E.	23	267	11.6	27	1
26t)	Cobb, G.B.	23	218	9.5	29	1
31t)	Diggs, Min.	22	391	17.8	59t	4
31t)	Shepard, NY-G	22	263	12.0	77t	1
31t)	Gurley, LA-R (RB)	22	241	11.0	53t	3
31t)	Kearse, NY-J	22	220	10.0	34t	3
35t)	Bryant, Dal.	21	264	12.6	36	3
35t)	Walker, Ten. (TE)	21	244	11.6	23	0
35t)	Graham, Sea. (TE)	21	179	8.5	33	1
38t)	Gronkowski, N.E. (TE)	20	318	15.9	53t	2
38t)	Matthews, Ten.	20	284	14.2	55t	1
38t)	C. Clay, Buf. (TE)	20	258	12.9	44	2
38t)	**Jeffery, Phi.**	**20**	**246**	**12.3**	**24**	**2**
38t)	Bennett, G.B. (TE)	20	194	9.7	33	0
38t)	Sanders, Den.	20	190	9.5	29	2
38t)	*Kamara, N.O. (RB)	20	147	7.4	38	1
38t)	Allen, Bal. (RB)	20	97	4.9	11	1
46t)	Ju. Jones, Atl.	19	295	15.5	34	0
46t)	Crabtree, Oak.	19	252	13.3	41t	4
46t)	Parker, Mia.	19	236	12.4	31	1
46t)	Nelson, G.B.	19	230	12.1	58	6
46t)	*Engram, NY-G (TE)	19	200	10.5	31	1
46t)	J. Cook, Oak. (TE)	19	195	10.3	28	1
46t)	Williams, Dal.	19	180	9.5	23	0
46t)	Gordon, LA-C (RB)	19	155	8.2	22	3
46t)	Vereen, NY-G (RB)	19	134	7.1	20	0

WEEK 5 / THROUGH SUNDAY, OCTOBER 8, 2017

NFL / RECEIVING YARDAGE LEADERS

Rank	Player, Team	Yards	Rec	Avg	Long	TD
1)	Brown, Pit.	545	40	13.6	50	1
2)	Green, Cin.	504	32	15.8	77t	3
3)	Hilton, Ind.	466	24	19.4	63	1
4)	Allen, LA-C	401	28	14.3	50	1
5)	Diggs, Min.	391	22	17.8	59t	4
6)	**Ertz, Phi. (TE)**	**387**	**32**	**12.1**	**53**	**2**
7t)	Cooks, N.E.	379	18	21.1	54	2
7t)	Garcon, S.F.	379	28	13.5	59	0
9)	Hopkins, Hou.	363	35	10.4	34t	5
10)	Thielen, Min.	358	24	14.9	45	0
11)	Hill, K.C.	356	25	14.2	75t	2
12)	Kelce, K.C. (TE)	353	29	12.2	44	2
13)	Fitzgerald, Ariz	327	32	10.2	37	2
14)	Gronkowski, N.E. (TE)	318	20	15.9	53t	2
15)	Thomas, N.O.	310	25	12.4	33	2
16)	Beckham, NY-G	302	25	12.1	48t	3
17)	Ju. Jones, Atl.	295	19	15.5	34	0
18)	Hogan, N.E.	288	23	12.5	47t	5
19)	D. Adams, G.B.	285	23	12.4	41	4
20t)	Baldwin, Sea.	284	27	10.5	36	1
20t)	Matthews, Ten.	284	20	14.2	55t	1
22)	Nelson, Ariz	277	17	16.3	45t	2
23)	M. Evans, T.B.	276	24	11.5	31	2
24)	Benjamin, Car.	272	17	16.0	43	1
25)	Dickson, Car. (TE)	271	11	24.6	64	0
26)	D. Johnson, Cle. (RB)	270	23	11.7	41t	1
27)	Funchess, Car.	269	24	11.2	24	3
28t)	Amendola, N.E.	267	23	11.6	27	1
28t)	Tate, Det.	267	29	9.2	22	1
30)	**Agholor, Phi.**	**266**	**16**	**16.6**	**72t**	**3**
31)	Bryant, Dal.	264	21	12.6	36	3
32)	Shepard, NY-G	263	22	12.0	77t	1
33)	Ty. Williams, LA-C	260	17	15.3	75t	1
34)	C. Clay, Buf. (TE)	258	20	12.9	44	2
35)	Ellington, Ariz (RB)	257	28	9.2	24	0
36t)	Crabtree, Oak.	252	19	13.3	41t	4
36t)	Woods, LA-R	252	17	14.8	31	0
38)	Jackson, T.B.	249	14	17.8	41	1
39)	De. Thomas, Den.	247	18	13.7	29	0
40)	**Jeffery, Phi.**	**246**	**20**	**12.3**	**24**	**2**
41t)	Ja. Brown, Ariz	244	17	14.4	32	1
41t)	Walker, Ten. (TE)	244	21	11.6	23	0
43)	Goodwin, S.F.	243	14	17.4	51	0
44)	Gurley, LA-R (RB)	241	22	11.0	53t	3
45)	*McCaffrey, Car. (RB)	237	27	8.8	37	1
46)	Parker, Mia.	236	19	12.4	31	1
47)	C. Thompson, Was. (RB)	235	14	16.8	74	2
48t)	*Kupp, LA-R	230	17	13.5	28	2
48t)	Nelson, G.B.	230	19	12.1	58	6
48t)	White, N.E. (RB)	230	29	7.9	26	0

WEEK 5 / THROUGH SUNDAY, OCTOBER 8, 2017

NFL / THIRD-DOWN RECEIVING LEADERS

Rank	Player, Team	Rec	Yards	Avg	Long	TD
1)	Allen, LA-C	14	235	16.8	50	0
2t)	Brown, Pit.	11	107	9.7	18	0
2t)	McCoy, Buf. (RB)	11	96	8.7	18	0
4t)	**Ertz, Phi. (TE)**	**10**	**111**	**11.1**	**23**	**2**
4t)	Tate, Det.	10	98	9.8	19	0
4t)	Landry, Mia.	10	46	4.6	12	1
7t)	**Agholor, Phi.**	**9**	**212**	**23.6**	**72t**	**2**
7t)	Gronkowski, N.E. (TE)	9	140	15.6	53t	2
7t)	Fitzgerald, Ariz	9	101	11.2	33	0
10t)	Hilton, Ind.	8	143	17.9	61t	1
10t)	Diggs, Min.	8	115	14.4	59t	2
10t)	D. Johnson, Cle. (RB)	8	115	14.4	34	0
10t)	Amendola, N.E.	8	109	13.6	27	0
10t)	Kelce, K.C. (TE)	8	105	13.1	32	0
10t)	Lockett, Sea.	8	103	12.9	41	0
10t)	Hill, K.C.	8	100	12.5	38	0
10t)	**Jeffery, Phi.**	**8**	**98**	**12.3**	**16**	**0**
10t)	Thomas, N.O.	8	86	10.8	16	0
10t)	Hogan, N.E.	8	75	9.4	26	2
10t)	Funchess, Car.	8	68	8.5	15	1
21t)	C. Thompson, Was. (RB)	7	138	19.7	74	1
21t)	De. Thomas, Den.	7	134	19.1	29	0
21t)	Ja. Brown, Ariz	7	104	14.9	25t	1
21t)	Kearse, NY-J	7	104	14.9	34t	2
21t)	Thielen, Min.	7	98	14.0	27	0
21t)	Gurley, LA-R (RB)	7	92	13.1	28	1
21t)	E. Elliott, Dal. (RB)	7	85	12.1	31	1
21t)	Ellington, Ariz (RB)	7	71	10.1	22	0
21t)	*Engram, NY-G (TE)	7	71	10.1	17	0
21t)	Kerley, NY-J	7	70	10.0	18	0
21t)	*Taylor, S.F.	7	62	8.9	18	1
21t)	Graham, Sea. (TE)	7	43	6.1	14	0
33t)	Benjamin, Car.	6	125	20.8	43	0
33t)	Green, Cin.	6	119	19.8	47	2
33t)	Matthews, Ten.	6	90	15.0	24	0
33t)	Nelson, G.B.	6	78	13.0	32t	3
33t)	Brate, T.B. (TE)	6	76	12.7	26	0
33t)	Watkins, LA-R	6	69	11.5	28	2
33t)	Beckham, NY-G	6	62	10.3	16	0
33t)	Williams, Dal.	6	59	9.8	23	0
33t)	Walker, Ten. (TE)	6	56	9.3	19	0
33t)	*Cohen, Chi. (RB)	6	53	8.8	14	0
33t)	C. Anderson, Den. (RB)	6	49	8.2	16t	1
33t)	Crowder, Was.	6	44	7.3	21	0
33t)	Beasley, Dal.	6	40	6.7	12	0
33t)	Witten, Dal. (TE)	6	38	6.3	9	0
33t)	White, N.E. (RB)	6	35	5.8	12	0
33t)	Hyde, S.F. (RB)	6	32	5.3	9	0
33t)	*Kamara, N.O. (RB)	6	16	2.7	12t	1
50t)	Cobb, G.B.	5	80	16.0	29	1
50t)	*Kupp, LA-R	5	76	15.2	28	1
50t)	Rudolph, Min. (TE)	5	74	14.8	27	1
50t)	Matthews, Buf.	5	72	14.4	28	0
50t)	Anderson, NY-J	5	68	13.6	41	0
50t)	Hopkins, Hou.	5	66	13.2	34t	1
50t)	Lee, Jac.	5	65	13.0	31	0
50t)	Woods, LA-R	5	62	12.4	19	0
50t)	Hurns, Jac.	5	61	12.2	16	1
50t)	Fowler, Den.	5	59	11.8	20	2
50t)	D. Thompson, Chi.	5	57	11.4	15	1
50t)	Baldwin, Sea.	5	55	11.0	27	1
50t)	Cooper, Oak.	5	55	11.0	23	0
50t)	Ju. Jones, Atl.	5	55	11.0	16	0
50t)	DeValve, Cle. (TE)	5	54	10.8	20	0
50t)	J. Cook, Oak. (TE)	5	43	8.6	17	0
50t)	Marshall, NY-G	5	38	7.6	12	0
50t)	Moncrief, Ind.	5	37	7.4	15	0
50t)	West, K.C. (RB)	5	37	7.4	11	1
50t)	James, Pit. (TE)	5	36	7.2	19	2
50t)	A. Wilson, K.C.	5	36	7.2	14	0
50t)	Powell, NY-J (RB)	5	25	5.0	13	0
50t)	Bell, Pit. (RB)	5	23	4.6	9	0

WEEK 5 / THROUGH SUNDAY, OCTOBER 8, 2017

NFL / LEADING SCORERS, NONKICKERS

Rank	Player, Team	TD	Rush	Rec	Ret	X2	Pts
1)	Gurley, LA-R (RB)	7	4	3	0	0	42
2t)	*Fournette, Jac. (RB)	6	5	1	0	0	36
2t)	*K. Hunt, K.C. (RB)	6	4	2	0	0	36
2t)	Nelson, G.B. (WR)	6	0	6	0	0	36
5t)	Freeman, Atl. (RB)	5	5	0	0	0	30
5t)	Gordon, LA-C (RB)	5	2	3	0	0	30
5t)	Hogan, N.E. (WR)	5	0	5	0	0	30
5t)	Hopkins, Hou. (WR)	5	0	5	0	0	30
9t)	D. Adams, G.B. (WR)	4	0	4	0	0	24
9t)	Crabtree, Oak. (WR)	4	0	4	0	0	24
9t)	Diggs, Min. (WR)	4	0	4	0	0	24
9t)	W. Fuller, Hou. (WR)	4	0	4	0	0	24
9t)	Gillislee, N.E. (RB)	4	4	0	0	0	24
9t)	Howard, Chi. (RB)	4	4	0	0	0	24
9t)	C. Thompson, Was. (RB)	4	2	2	0	0	24
16t)	**Agholor, Phi. (WR)**	**3**	**0**	**3**	**0**	**0**	**18**
16t)	Beckham, NY-G (WR)	3	0	3	0	0	18
16t)	Bell, Pit. (RB)	3	3	0	0	0	18
16t)	Brate, T.B. (TE)	3	0	3	0	0	18
16t)	Brissett, Ind. (QB)	3	3	0	0	0	18
16t)	Bryant, Dal. (WR)	3	0	3	0	0	18
16t)	E. Elliott, Dal. (RB)	3	2	1	0	0	18
16t)	Funchess, Car. (WR)	3	0	3	0	0	18
16t)	Green, Cin. (WR)	3	0	3	0	0	18
16t)	Hill, K.C. (WR)	3	0	2	1	0	18
16t)	D. Johnson, Cle. (RB)	3	2	1	0	0	18
16t)	Kearse, NY-J (WR)	3	0	3	0	0	18
16t)	Lewis, Jac. (TE)	3	0	3	0	0	18
16t)	Mariota, Ten. (QB)	3	3	0	0	0	18
16t)	Montgomery, G.B. (RB)	3	2	1	0	0	18
16t)	*Njoku, Cle. (TE)	3	0	3	0	0	18
16t)	West, K.C. (RB)	3	1	2	0	0	18
33t)	Cooks, N.E. (WR)	2	0	2	0	1	14
33t)	**Jeffery, Phi. (WR)**	**2**	**0**	**2**	**0**	**1**	**14**
33t)	*Watson, Hou. (QB)	2	2	0	0	1	14

WEEK 5 / THROUGH SUNDAY, OCTOBER 8, 2017

NFL / LEADING SCORERS, KICKERS

Rank	Player, Team	PAT	FG	Pct	Long	Pts
1)	Zuerlein, LA-R	15/15	15/16	.938	50	60
2)	Gostkowski, N.E.	14/15	12/12	1.000	58	50
3)	Gould, S.F.	5/ 6	14/14	1.000	49	47
4)	Gano, Car.	9/10	12/13	.923	48	45
5)	Succop, Ten.	11/11	11/12	.917	52	44
6)	Myers, Jac.	13/15	10/12	.833	47	43
7t)	***Elliott, Cin.-Phi.**	**11/11**	**10/12**	**.833**	**61**	**41**
7t)	Hauschka, Buf.	8/ 8	11/12	.917	56	41
9)	Fairbairn, Hou.	13/14	9/ 9	1.000	50	40
10t)	Boswell, Pit.	9/ 9	10/12	.833	49	39
10t)	Lutz, N.O.	9/ 9	10/13	.769	50	39
12t)	Bryant, Atl.	11/11	9/ 9	1.000	53	38
12t)	Catanzaro, NY-J	8/ 8	10/12	.833	57	38
14)	Prater, Det.	10/10	9/10	.900	58	37
15t)	Tavecchio, Oak.	12/12	8/ 8	1.000	52	36
15t)	Walsh, Sea.	9/10	9/10	.900	49	36
17t)	Bailey, Dal.	14/14	7/ 7	1.000	56	35
17t)	Vinatieri, Ind.	8/ 9	9/10	.900	52	35
19)	Dawson, Ariz	6/ 6	9/13	.692	50	33
20)	McManus, Den.	11/11	7/10	.700	46	32
21)	Hopkins, Was.	10/10	7/ 9	.778	41	31
22t)	Bullock, Cin.	9/ 9	7/ 8	.875	46	30
22t)	Tucker, Bal.	9/ 9	7/ 9	.778	44	30
24t)	*Butker, Car.-K.C.	5/ 5	8/ 9	.889	49	29
24t)	Crosby, G.B.	14/16	5/ 5	1.000	40	29
26t)	Folk, T.B.	7/ 9	6/11	.545	50	25
26t)	Forbath, Min.	7/ 9	6/ 7	.857	45	25
28)	Santos, K.C.	12/12	3/ 3	1.000	39	21
29)	Rosas, NY-G	8/ 8	4/ 5	.800	41	20
30)	*Koo, LA-C	9/ 9	3/ 6	.500	41	18
31)	Parkey, Mia.	2/ 4	5/ 5	1.000	54	17
32)	*Gonzalez, Cle.	9/ 9	2/ 5	.400	38	15
33)	Barth, Chi.	7/ 7	2/ 4	.500	54	13
34)	**Sturgis, Phi.**	**1/ 2**	**3/ 3**	**1.000**	**50**	**10**
35)	Novak, LA-C	3/ 3	2/ 2	1.000	31	9

NFL / TOUCHBACKS ON KICKOFFS

Rank	Player, Team	TB
1)	Zuerlein, LA-R	25
2)	Myers, Jac.	24
3)	Gano, Car.	23
4)	Pinion, S.F.	21
5t)	Fairbairn, Hou.	20
5t)	Tavecchio, Oak.	20
7)	Crosby, G.B.	19
8)	Bosher, Atl.	18
9)	Bailey, Dal.	17
10t)	Catanzaro, NY-J	16
10t)	McManus, Den.	16
10t)	Succop, Ten.	16
13t)	Boswell, Pit.	15
13t)	*Sanchez, Ind.	15
13t)	Tucker, Bal.	15
16t)	*Butker, Car.-K.C.	14
16t)	***Elliott, Cin.-Phi.**	**14**
16t)	Gostkowski, N.E.	14
16t)	Hopkins, Was.	14
20t)	Bullock, Cin.	13
20t)	Folk, T.B.	13
22t)	Hauschka, Buf.	12
22t)	Locke, Det.	12
22t)	Lutz, N.O.	12
25t)	Dawson, Ariz	11
25t)	Forbath, Min.	11
25t)	Walsh, Sea.	11
28t)	Barth, Chi.	10
28t)	*Gonzalez, Cle.	10
28t)	Santos, K.C.	10
31t)	*Koo, LA-C	8
31t)	Rosas, NY-G	8
33)	Parkey, Mia.	5
34)	Prater, Det.	4
35)	**Sturgis, Phi.**	**2**
36)	Novak, LA-C	1

WEEK 5 / THROUGH SUNDAY, OCTOBER 8, 2017

NFL / MOST YARDS FROM SCRIMMAGE

		Total			Rushing			Receiving		
Rank	Player, Team	Yards	Att+Rec	Avg	Yards	Att	Avg	Yards	Rec	Avg
1)	*K. Hunt, K.C. (RB)	775	113	6.9	609	97	6.3	166	16	10.4
2)	Gurley, LA-R (RB)	646	122	5.3	405	100	4.1	241	22	11.0
3)	*Fournette, Jac. (RB)	594	122	4.9	466	109	4.3	128	13	9.8
4)	Brown, Pit. (WR)	545	40	13.6	0	0	---	545	40	13.6
5)	E. Elliott, Dal. (RB)	527	122	4.3	393	105	3.7	134	17	7.9
6)	Bell, Pit. (RB)	515	129	4.0	371	102	3.6	144	27	5.3
7)	Green, Cin. (WR)	504	32	15.8	0	0	---	504	32	15.8
8)	McCoy, Buf. (RB)	468	114	4.1	279	87	3.2	189	27	7.0
9t)	Hilton, Ind. (WR)	466	24	19.4	0	0	---	466	24	19.4
9t)	L. Miller, Hou. (RB)	466	95	4.9	331	83	4.0	135	12	11.3
11)	*Cook, Min. (RB)	444	85	5.2	354	74	4.8	90	11	8.2
12)	Gordon, LA-C (RB)	428	93	4.6	273	74	3.7	155	19	8.2
13)	Hyde, S.F. (RB)	427	91	4.7	332	73	4.5	95	18	5.3
14)	Allen, LA-C (WR)	401	28	14.3	0	0	---	401	28	14.3
15)	C. Anderson, Den. (RB)	397	83	4.8	330	73	4.5	67	10	6.7
16t)	Cooks, N.E. (WR)	389	21	18.5	10	3	3.3	379	18	21.1
16t)	Diggs, Min. (WR)	389	24	16.2	-2	2	-1.0	391	22	17.8
18)	**Ertz, Phi. (TE)**	**387**	**32**	**12.1**	**0**	**0**	**---**	**387**	**32**	**12.1**
19)	Hill, K.C. (WR)	380	31	12.3	24	6	4.0	356	25	14.2
20)	Garcon, S.F. (WR)	379	28	13.5	0	0	---	379	28	13.5
21)	C. Thompson, Was. (RB)	377	34	11.1	142	20	7.1	235	14	16.8
22)	Hopkins, Hou. (WR)	363	35	10.4	0	0	---	363	35	10.4
23)	Kelce, K.C. (TE)	360	31	11.6	7	2	3.5	353	29	12.2
24)	Thielen, Min. (WR)	358	24	14.9	0	0	---	358	24	14.9
25)	Abdullah, Det. (RB)	356	86	4.1	288	76	3.8	68	10	6.8
26)	Freeman, Atl. (RB)	355	79	4.5	285	70	4.1	70	9	7.8
27)	D. Johnson, Cle. (RB)	347	39	8.9	77	16	4.8	270	23	11.7
28)	**Blount, Phi. (RB)**	**344**	**59**	**5.8**	**323**	**56**	**5.8**	**21**	**3**	**7.0**
29)	T. Coleman, Atl. (RB)	334	42	8.0	181	29	6.2	153	13	11.8
30)	*McCaffrey, Car. (RB)	333	61	5.5	96	34	2.8	237	27	8.8
31)	*Cohen, Chi. (RB)	331	54	6.1	181	30	6.0	150	24	6.3
32)	Allen, Bal. (RB)	329	86	3.8	232	66	3.5	97	20	4.9
33)	Fitzgerald, Ariz (WR)	327	32	10.2	0	0	---	327	32	10.2
34)	Gore, Ind. (RB)	321	83	3.9	239	75	3.2	82	8	10.3
35)	Gronkowski, N.E. (TE)	318	20	15.9	0	0	---	318	20	15.9
36t)	Murray, Ten. (RB)	312	66	4.7	273	56	4.9	39	10	3.9
36t)	Powell, NY-J (RB)	312	64	4.9	240	51	4.7	72	13	5.5
38t)	Beckham, NY-G (WR)	310	26	11.9	8	1	8.0	302	25	12.1
38t)	Thomas, N.O. (WR)	310	25	12.4	0	0	---	310	25	12.4
40t)	Ellington, Ariz (RB)	306	41	7.5	49	13	3.8	257	28	9.2
40t)	White, N.E. (RB)	306	49	6.2	76	20	3.8	230	29	7.9
42)	Hogan, N.E. (WR)	305	26	11.7	17	3	5.7	288	23	12.5
43)	Howard, Chi. (RB)	302	73	4.1	252	63	4.0	50	10	5.0
44t)	Ingram, N.O. (RB)	295	57	5.2	170	42	4.0	125	15	8.3
44t)	Ju. Jones, Atl. (WR)	295	19	15.5	0	0	---	295	19	15.5
44t)	Stewart, Car. (RB)	295	83	3.6	251	77	3.3	44	6	7.3
47)	Nelson, Ariz (WR)	291	18	16.2	14	1	14.0	277	17	16.3
48)	D. Adams, G.B. (WR)	285	23	12.4	0	0	---	285	23	12.4
49)	Ajayi, Mia. (RB)	284	83	3.4	261	76	3.4	23	7	3.3
50t)	Baldwin, Sea. (WR)	281	28	10.0	-3	1	-3.0	284	27	10.5
50t)	Matthews, Ten. (WR)	281	21	13.4	-3	1	-3.0	284	20	14.2
50t)	Montgomery, G.B. (RB)	281	64	4.4	152	46	3.3	129	18	7.2

WEEK 5 / THROUGH SUNDAY, OCTOBER 8, 2017

NFL / LEADERS IN FIRST DOWNS

Rank	Player, Team	Rush	Rec	Tot
1)	Gurley, LA-R (RB)	24	9	33
2)	Bell, Pit. (RB)	24	8	32
3)	*K. Hunt, K.C. (RB)	23	8	31
4)	E. Elliott, Dal. (RB)	25	3	28
5)	*Fournette, Jac. (RB)	21	5	26
6t)	Brown, Pit. (WR)	0	25	25
6t)	Freeman, Atl. (RB)	21	4	25
6t)	Gordon, LA-C (RB)	17	8	25
9)	McCoy, Buf. (RB)	15	9	24
10t)	Allen, LA-C (WR)	0	23	23
10t)	Hopkins, Hou. (WR)	0	23	23
10t)	L. Miller, Hou. (RB)	15	8	23
13t)	Allen, Bal. (RB)	12	8	20
13t)	**Ertz, Phi. (TE)**	**0**	**20**	**20**
13t)	Green, Cin. (WR)	0	20	20
13t)	Howard, Chi. (RB)	19	1	20
13t)	Stewart, Car. (RB)	18	2	20
18t)	Garcon, S.F. (WR)	0	19	19
18t)	Kelce, K.C. (TE)	2	17	19
18t)	Thomas, N.O. (WR)	0	19	19
21t)	C. Anderson, Den. (RB)	16	2	18
21t)	*Cook, Min. (RB)	15	3	18
21t)	Fitzgerald, Ariz (WR)	0	18	18
21t)	*McCaffrey, Car. (RB)	5	13	18
25t)	Diggs, Min. (WR)	0	17	17
25t)	M. Evans, T.B. (WR)	0	17	17
25t)	Hilton, Ind. (WR)	0	17	17
25t)	Hyde, S.F. (RB)	13	4	17
25t)	*Mixon, Cin. (RB)	13	4	17
25t)	Nelson, G.B. (WR)	0	17	17
25t)	Walker, Ten. (TE)	1	16	17
32t)	Abdullah, Det. (RB)	12	4	16
32t)	D. Adams, G.B. (WR)	0	16	16
32t)	Hill, K.C. (WR)	0	16	16
32t)	Landry, Mia. (WR)	0	16	16
32t)	Montgomery, G.B. (RB)	10	6	16
32t)	White, N.E. (RB)	4	12	16
38t)	Amendola, N.E. (WR)	0	15	15
38t)	Beckham, NY-G (WR)	0	15	15
38t)	Bryant, Dal. (WR)	0	15	15
38t)	Cooks, N.E. (WR)	1	14	15
38t)	Crowell, Cle. (RB)	11	4	15
38t)	Funchess, Car. (WR)	0	15	15
38t)	Gillislee, N.E. (RB)	15	0	15
38t)	Gronkowski, N.E. (TE)	0	15	15
38t)	Hogan, N.E. (WR)	1	14	15
38t)	Ingram, N.O. (RB)	8	7	15
38t)	D. Johnson, Cle. (RB)	5	10	15
38t)	C. Thompson, Was. (RB)	5	10	15
50t)	Ajayi, Mia. (RB)	13	1	14
50t)	Baldwin, Sea. (WR)	0	14	14
50t)	**Blount, Phi. (RB)**	**12**	**2**	**14**
50t)	*Carson, Sea. (RB)	11	3	14
50t)	T. Coleman, Atl. (RB)	7	7	14
50t)	Ellington, Ariz (RB)	2	12	14
50t)	**Jeffery, Phi. (WR)**	**0**	**14**	**14**
50t)	Ju. Jones, Atl. (WR)	0	14	14
50t)	Tate, Det. (WR)	0	14	14

WEEK 5 / THROUGH SUNDAY, OCTOBER 8, 2017

NFL / LEADING PUNTERS

Rank	Player, Team	No	Yards	Lg	Avg	TB	Blk	Dwn	OB	Opp Ret	Ret Yds	In 20	Net Avg
1)	King, Oak.	23	1196	65	52.0	2	0	1	2	14	96	9	46.1
2)	Kern, Ten.	28	1449	71	51.8	2	0	1	7	15	92	9	47.0
3)	Colquitt, Cle.	24	1206	67	50.3	0	1	3	1	17	156	7	42.0
4)	Lechler, Hou.	25	1252	68	50.1	0	0	2	2	14	240	10	40.5
5)	Kaser, LA-C	24	1174	68	48.9	4	0	3	2	14	132	10	40.1
6)	O'Donnell, Chi.	17	826	69	48.6	2	0	2	1	7	61	8	42.6
7)	Morstead, N.O.	12	583	68	48.6	0	0	1	1	7	32	5	45.9
8)	*Haack, Mia.	25	1185	64	47.4	2	0	6	3	10	94	8	42.0
9)	Lee, Ariz	28	1327	60	47.4	0	0	4	3	18	265	6	37.9
10)	Hekker, LA-R	16	757	64	47.3	0	0	3	3	9	32	8	45.3
11)	Edwards, NY-J	26	1229	70	47.3	2	0	2	4	11	89	11	42.3
12)	Huber, Cin.	26	1220	61	46.9	0	0	2	3	16	153	13	41.0
13)	Bosher, Atl.	12	554	62	46.2	0	0	1	0	4	55	7	41.6
14)	*Vogel, G.B.	21	969	62	46.1	0	0	3	3	10	44	6	44.0
15)	Schmidt, Buf.	28	1284	60	45.9	4	0	1	0	15	85	9	40.0
16)	Anger, T.B.	17	779	62	45.8	0	0	4	2	5	61	6	42.2
17)	*Sanchez, Ind.	30	1366	61	45.5	1	0	4	9	6	21	13	44.2
18)	Nortman, Jac.	25	1134	61	45.4	1	0	2	6	5	83	10	41.2
19)	Pinion, S.F.	26	1178	59	45.3	0	0	1	4	13	18	11	44.6
20)	Dixon, Den.	15	669	53	44.6	1	0	3	2	6	44	6	40.3
21)	Palardy, Car.	18	802	60	44.6	2	0	1	3	5	29	3	40.7
22)	Locke, Det.	22	979	54	44.5	0	0	2	2	9	76	8	41.0
23)	Way, Was.	17	756	62	44.5	1	0	1	1	7	28	9	41.6
24)	Ryan, Sea.	28	1244	64	44.4	1	0	7	2	12	91	10	40.5
25)	Colquitt, K.C.	21	929	63	44.2	3	0	2	1	6	79	9	37.6
26)	C. Jones, Dal.	20	878	62	43.9	1	0	3	3	8	45	12	40.7
27)	**D. Jones, Phi.**	**17**	**745**	**58**	**43.8**	**2**	**0**	**1**	**3**	**7**	**21**	**5**	**40.2**
28)	Koch, Bal.	26	1135	67	43.7	2	0	5	5	9	38	10	40.7
29)	Wing, NY-G	28	1220	60	43.6	4	0	4	4	10	161	5	35.0
30)	R. Allen, N.E.	22	948	60	43.1	1	0	4	3	13	100	7	37.6
31)	Quigley, Min.	16	673	55	42.1	0	0	0	4	3	-1	7	42.1
32)	Berry, Pit.	23	955	59	41.5	1	0	3	5	6	46	8	38.7

NFL / LEADING PUNTERS, NET AVERAGE

Rank	Player, Team	No	Yards	Lg	Avg	TB	Blk	Dwn	OB	Opp Ret	Ret Yds	In 20	Net Avg
1)	Kern, Ten.	28	1449	71	51.8	2	0	1	7	15	92	9	47.0
2)	King, Oak.	23	1196	65	52.0	2	0	1	2	14	96	9	46.1
3)	Morstead, N.O.	12	583	68	48.6	0	0	1	1	7	32	5	45.9
4)	Hekker, LA-R	16	757	64	47.3	0	0	3	3	9	32	8	45.3
5)	Pinion, S.F.	26	1178	59	45.3	0	0	1	4	13	18	11	44.6
6)	*Sanchez, Ind.	30	1366	61	45.5	1	0	4	9	6	21	13	44.2
7)	*Vogel, G.B.	21	969	62	46.1	0	0	3	3	10	44	6	44.0
8)	O'Donnell, Chi.	17	826	69	48.6	2	0	2	1	7	61	8	42.6
9)	Edwards, NY-J	26	1229	70	47.3	2	0	2	4	11	89	11	42.3
10)	Anger, T.B.	17	779	62	45.8	0	0	4	2	5	61	6	42.2
11)	Quigley, Min.	16	673	55	42.1	0	0	0	4	3	-1	7	42.1
12)	*Haack, Mia.	25	1185	64	47.4	2	0	6	3	10	94	8	42.0
13)	Colquitt, Cle.	24	1206	67	50.3	0	1	3	1	17	156	7	42.0
14)	Way, Was.	17	756	62	44.5	1	0	1	1	7	28	9	41.6
15)	Bosher, Atl.	12	554	62	46.2	0	0	1	0	4	55	7	41.6
16)	Nortman, Jac.	25	1134	61	45.4	1	0	2	6	5	83	10	41.2
17)	Locke, Det.	22	979	54	44.5	0	0	2	2	9	76	8	41.0
18)	Huber, Cin.	26	1220	61	46.9	0	0	2	3	16	153	13	41.0
19)	Palardy, Car.	18	802	60	44.6	2	0	1	3	5	29	3	40.7
20)	Koch, Bal.	26	1135	67	43.7	2	0	5	5	9	38	10	40.7
21)	C. Jones, Dal.	20	878	62	43.9	1	0	3	3	8	45	12	40.7
22)	Lechler, Hou.	25	1252	68	50.1	0	0	2	2	14	240	10	40.5
23)	Ryan, Sea.	28	1244	64	44.4	1	0	7	2	12	91	10	40.5
24)	Dixon, Den.	15	669	53	44.6	1	0	3	2	6	44	6	40.3
25)	**D. Jones, Phi.**	**17**	**745**	**58**	**43.8**	**2**	**0**	**1**	**3**	**7**	**21**	**5**	**40.2**
26)	Kaser, LA-C	24	1174	68	48.9	4	0	3	2	14	132	10	40.1
27)	Schmidt, Buf.	28	1284	60	45.9	4	0	1	0	15	85	9	40.0
28)	Berry, Pit.	23	955	59	41.5	1	0	3	5	6	46	8	38.7
29)	Lee, Ariz	28	1327	60	47.4	0	0	4	3	18	265	6	37.9
30)	R. Allen, N.E.	22	948	60	43.1	1	0	4	3	13	100	7	37.6
31)	Colquitt, K.C.	21	929	63	44.2	3	0	2	1	6	79	9	37.6
32)	Wing, NY-G	28	1220	60	43.6	4	0	4	4	10	161	5	35.0

WEEK 5 / THROUGH SUNDAY, OCTOBER 8, 2017

NFL / PUNT RETURN LEADERS

Rank	Player, Team	Ret	FC	Yards	Avg	Long	TD
1)	*Agnew, Det.	7	5	155	22.1	88t	1
2)	Hill, K.C.	8	3	100	12.5	82t	1
3)	Tate, Buf.	8	0	96	12.0	40	0
4)	*Jackson, Ten.	11	3	128	11.6	46	0
5)	*McKenzie, Den.	11	3	122	11.1	31	0
6)	Reedy, T.B.	6	3	62	10.3	17	0
7)	Roberts, Atl.	7	4	70	10.0	27	0
8)	*Taylor, S.F.	10	5	99	9.9	21	0
9)	Davis, G.B.	8	7	75	9.4	33	0
10)	Ginn, N.O.	6	4	54	9.0	17	0
11)	*Cohen, Chi.	8	4	62	7.8	17	0
12)	Kerley, NY-J	7	6	54	7.7	15	0
13)	*Switzer, Dal.	8	4	61	7.6	21	0
14)	Ervin, Hou.	8	4	60	7.5	21	0
15)	Benjamin, LA-C	10	6	70	7.0	23	0
16)	Erickson, Cin.	20	6	139	7.0	26	0
17)	Harris, NY-G	7	9	48	6.9	17	0
18)	Campanaro, Bal.	9	5	61	6.8	15	0
19)	Grant, Mia.	8	3	53	6.6	14	0
20)	*McCaffrey, Car.	12	5	78	6.5	13	0
21)	Landry, Mia.	6	0	37	6.2	13	0
22)	Lockett, Sea.	8	9	49	6.1	13	0
23)	*Peppers, Cle.	11	7	66	6.0	25	0
24)	Rogers, Pit.	8	5	46	5.8	15	0
25)	Sherels, Min.	7	7	39	5.6	13	0
26)	Crowder, Was.	8	4	39	4.9	18	0
27)	Richard, Oak.	8	3	37	4.6	13	0
28)	Austin, LA-R	12	1	53	4.4	12	0
29)	Bray, Ind.	12	4	46	3.8	16	0
30)	K. Williams, Ariz	7	10	24	3.4	7	0

NFL / KICKOFF RETURN LEADERS

Rank	Player, Team	Ret	Yards	Avg	Long	TD
1)	Patterson, Oak.	8	239	29.9	49	0
2)	Latimer, Den.	5	142	28.4	36	0
3)	Cooper, LA-R	13	352	27.1	66	0
4)	Erickson, Cin.	7	184	26.3	41	0
5)	McKinnon, Min.	10	261	26.1	39	0
6)	*Kamara, N.O.	5	120	24.0	34	0
7)	*Switzer, Dal.	7	163	23.3	28	0
8)	D. Thompson, Chi.	8	186	23.3	29	0
9)	Roberts, Atl.	8	181	22.6	61	0
10t)	*Jackson, Ten.	7	154	22.0	48	0
10t)	Reedy, T.B.	6	132	22.0	50	0
12)	Thomas, K.C.	7	153	21.9	31	0
13)	*Peppers, Cle.	7	148	21.1	29	0
14)	Harris, NY-G	9	188	20.9	30	0
15)	Grant, Mia.	5	104	20.8	25	0
16)	Bray, Ind.	8	162	20.3	30	0
17)	*Bolden, S.F.	12	242	20.2	34	0
18)	D. Lewis, N.E.	7	139	19.9	26	0
19)	K. Williams, Ariz	10	195	19.5	23	0

WEEK 5 / THROUGH SUNDAY, OCTOBER 8, 2017

NFL / LEADERS IN INTERCEPTIONS

Rank	Player, Team	Int	Yards	Avg	Long	TD
1)	Hyde, Buf.	4	62	15.5	37	0
2t)	Gipson, Jac.	3	76	25.3	67	0
2t)	*Hooker, Ind.	3	73	24.3	32	0
4t)	Quin, Det.	2	62	31.0	37t	1
4t)	Slay, Det.	2	52	26.0	37	0
4t)	Smith, Jac.	2	30	15.0	28t	1
4t)	Armstrong, S.F.	2	29	14.5	29	0
4t)	Melvin, Ind.	2	28	14.0	21	0
4t)	Carr, Bal.	2	24	12.0	20	0
4t)	Bouye, Jac.	2	19	9.5	19	0
4t)	Bethea, Ariz	2	16	8.0	16	0
4t)	Ramsey, Jac.	2	16	8.0	15	0
4t)	Brooks, NY-J	2	13	6.5	13	0
4t)	Poyer, Buf.	2	13	6.5	13	0
4t)	Webb, Bal.	2	10	5.0	10	0
4t)	Hal, Hou.	2	3	1.5	3	0
4t)	McCourty, Cle.	2	3	1.5	3	0
4t)	Shazier, Pit.	2	2	1.0	2	0
4t)	Weddle, Bal.	2	2	1.0	2	0
4t)	Mitchell, K.C.	2	0	0.0	0	0

WEEK 5 / THROUGH SUNDAY, OCTOBER 8, 2017

NFL / LEADERS IN SACKS

Rank	Player, Team	Sacks
1)	Lawrence, Dal. (DE)	8.5
2)	Ingram, LA-C (LB)	7.5
3)	Campbell, Jac. (DE)	6.0
4t)	Houston, K.C. (LB)	5.5
4t)	Peppers, Car. (DE)	5.5
6t)	Griffen, Min. (DE)	5.0
6t)	Jones, Ariz (LB)	5.0
8)	Bosa, LA-C (DE)	4.5
9t)	Ansah, Det. (DE)	4.0
9t)	Atkins, Cin. (DT)	4.0
9t)	Bennett, Sea. (DE)	4.0
9t)	Fowler, Jac. (DE)	4.0
9t)	Mack, Oak. (DE)	4.0
9t)	Miller, Den. (LB)	4.0
9t)	Ngakoue, Jac. (DE)	4.0
9t)	Smith, Was. (LB)	4.0
9t)	Suggs, Bal. (LB)	4.0
9t)	Zettel, Det. (DE)	4.0
19t)	Dumervil, S.F. (DE)	3.5
19t)	T. Flowers, N.E. (DE)	3.5
19t)	**B. Graham, Phi. (DE)**	**3.5**
19t)	Jones, K.C. (DE)	3.5
19t)	*Lawson, Cin. (DE)	3.5
24t)	Addison, Car. (DE)	3.0
24t)	Branch, Mia. (DE)	3.0
24t)	Chickillo, Pit. (LB)	3.0
24t)	Clowney, Hou. (LB)	3.0
24t)	Edwards, Oak. (DE)	3.0
24t)	Heyward, Pit. (DE)	3.0
24t)	Hughes, Buf. (DE)	3.0
24t)	M. Johnson, Cin. (DE)	3.0
24t)	Jordan, N.O. (DE)	3.0
24t)	Longacre, LA-R (LB)	3.0
24t)	McCain, LA-C (DE)	3.0
24t)	Morgan, Ten. (LB)	3.0
24t)	Reed, Atl. (DE)	3.0
24t)	Short, Car. (DT)	3.0
24t)	*Watt, Pit. (LB)	3.0
24t)	*Wise, N.E. (DE)	3.0
40t)	Clark, Sea. (DE)	2.5
40t)	M. Collins, Dal. (DT)	2.5
40t)	Kerrigan, Was. (LB)	2.5
40t)	Matthews, G.B. (LB)	2.5
40t)	Perry, G.B. (LB)	2.5
40t)	Quinn, LA-R (LB)	2.5
40t)	Sheard, Ind. (LB)	2.5
40t)	Wake, Mia. (DE)	2.5

WEEK 5 / THROUGH SUNDAY, OCTOBER 8, 2017

NFL / FUMBLE RECOVERIES

Rank	Player, Team	TotRec	OffRec	DefRec
1t)	Brissett, Ind.	4	4	0
1t)	McCown, NY-J	4	4	0
1t)	Winston, T.B.	4	4	0
4t)	Brees, N.O.	3	3	0
4t)	Glennon, Chi.	3	3	0
4t)	Wilson, Sea.	3	3	0
7t)	Andrews, N.E.	2	2	0
7t)	Campanaro, Bal.	2	2	0
7t)	Clowney, Hou.	2	0	2
7t)	Cowser, Oak.	2	0	2
7t)	Havenstein, LA-R	2	2	0
7t)	Hill, K.C.	2	2	0
7t)	Jones, Mia.	2	0	2
7t)	Manning, NY-G	2	2	0
7t)	Newton, Car.	2	2	0
7t)	Raymond, NY-J	2	2	0
7t)	Reed, Was.	2	2	0
7t)	Rollins, G.B.	2	0	2
7t)	A. Smith, K.C.	2	2	0
7t)	**Wentz, Phi.**	**2**	**2**	**0**
7t)	Whitehead, Det.	2	0	2

NFL / OFFENSIVE FUMBLE RECOVERIES

Rank	Player, Team	Ret	Yards	Avg	Long	TD
1t)	Brissett, Ind.	4	0	0.0	0	0
1t)	McCown, NY-J	4	0	0.0	0	0
1t)	Winston, T.B.	4	0	0.0	0	0
4t)	Brees, N.O.	3	0	0.0	0	0
4t)	Glennon, Chi.	3	0	0.0	0	0
4t)	Wilson, Sea.	3	0	0.0	0	0
7t)	Andrews, N.E.	2	0	0.0	0	0
7t)	Campanaro, Bal.	2	0	0.0	0	0
7t)	Havenstein, LA-R	2	0	0.0	0	0
7t)	Hill, K.C.	2	0	0.0	0	0
7t)	Manning, NY-G	2	0	0.0	0	0
7t)	Newton, Car.	2	0	0.0	0	0
7t)	Raymond, NY-J	2	0	0.0	0	0
7t)	A. Smith, K.C.	2	0	0.0	0	0
7t)	**Wentz, Phi.**	**2**	**0**	**0.0**	**0**	**0**
7t)	Reed, Was.	2	-2	-1.0	0	0

NFL / DEFENSIVE FUMBLE RECOVERIES

Rank	Player, Team	Ret	Yards	Avg	Long	TD
1t)	Clowney, Hou.	2	71	35.5	49	1
1t)	Jones, Mia.	2	38	19.0	38t	1
1t)	Whitehead, Det.	2	5	2.5	5	0
1t)	Cowser, Oak.	2	0	0.0	0	0
1t)	Rollins, G.B.	2	0	0.0	0	0

WEEK 5 / THROUGH SUNDAY, OCTOBER 8, 2017

Team/Offense Rank (Within League)

BAL	BUF	CIN	CLE	DEN	HOU	IND	JAX	KC	LAC	MIA	NE	NYJ	OAK	PIT	TEN		ARI	ATL	CAR	CHI	DAL	DET	GB	LAR	MIN	NO	NYG	PHI	SF	SEA	TB	WAS
28	31	23	21	13	12	26	20	2	11	32	1	27	30	17	24	**TYds/G**	14	4	18	25	10	29	16	5	7	8	19	3	22	15	6	9
29	31	22	26	21	17	28	19	1	10	32	3	15	20	23	13	**TYds/P**	24	2	14	27	11	30	12	4	6	7	16	9	25	18	5	8
6	16	28	25	3	4	17	1	2	29	31	18	12	23	24	9	**RYds/G**	32	8	19	11	10	26	22	13	15	21	30	5	20	14	27	7
12	28	31	23	11	7	29	3	1	24	30	22	8	15	26	2	**RshAvg**	32	4	27	6	5	25	13	20	19	17	21	10	14	16	18	9
31	29	19	16	24	21	22	30	10	6	32	1	25	27	13	28	**PsYd/G**	2	8	17	26	15	23	12	5	7	4	11	9	20	18	3	14
31	27	12	26	23	22	14	25	4	11	32	3	19	21	16	24	**PasAvg**	17	5	9	30	13	29	18	1	2	8	20	10	28	15	7	6
31	7	30	32	23	18	26	21	1t	19	22	4	20	12	28	24t	**%HdInt**	14	29	24t	27	15t	5	8	10	1t	1t	17	9	13	15t	11	6
11	32	23	15	27	31	30	4	29	2	18	21	26	20	8	14	**Sac/PP**	22	12	24	9	6	28	25	3	5	1	13	17	19	16	7	10
22t	29	22t	12	8	5	28	17	2	9t	32	1	30t	30t	16	27	**1D/Gm**	9t	6t	14t	18t	14t	22t	4	9t	18t	13	22t	3	21	20	6t	26
15	16	24t	30	6	18	14	28	5	20	32	10	23	26	17	29	**3D Eff**	21	8	2	13	11	22	3	4	7	12	24t	1	31	9	27	19
21t	21t	18	7	21t	6	21t	1t	21t	10t	21t	10t	1t	19	30t	30t	**4D Eff**	10t	10t	30t	10t	8t	21t	1t	10t	21t	10t	20	4t	8t	4t	21t	10t
20	9	11	24	5	6	31	32	14	18	22	3	16	28	26	4	**PR Avg**	30	8	21	15	17	1	10	29	25	12t	19	2	12t	23	7	27
6	16	7	18t	4	11	21	26	5	29	15	23	18t	1	32	25	**KR Avg**	24	13	27	9	10	31	30	3	2	17	20	12	22	8	14	28
27	15	12	7	20	3	17	18	24	4	8	30	11	1	32	2	**GpntAv**	9	13	21	5	25	29	14	10	31	6	28	26	19	23	16	22
19	27	17	13	24	21	6	16	31	26	12	30	9	2	28	1	**NpntAv**	29	15	18	8	20	23	7	4	11	3	32	25	5	22	10	14
24	25t	27	30	11	4	22	5	1	19t	32	3	23	16	19t	14t	**Pts/Gm**	29	8	18	31	9	10	6t	2	21	12	28	6t	25t	14t	17	13
24t	11t	17	32	27	1t	14t	20t	11t	29	1t	1t	20t	1t	20t	11t	**FG%**	28	1t	10	31	1t	14t	1t	9	19	26	23	18	1t	14t	30	24t

Opponent/Defense Rank (Within League)

BAL	BUF	CIN	CLE	DEN	HOU	IND	JAX	KC	LAC	MIA	NE	NYJ	OAK	PIT	TEN		ARI	ATL	CAR	CHI	DAL	DET	GB	LAR	MIN	NO	NYG	PHI	SF	SEA	TB	WAS
16	12	2	5	1	13	31	14	27	24	7	32	25	23	4	21	**TYds/G**	15	10	3	6	19	18	11	20	9	29	26	22	28	17	30	8
12	8	1	9	2	25	30	5	27	22	10	32	18	26	3	14	**TYds/P**	7	6	4	17	15	23	20	19	11	31	24	29	13	16	28	21
23	10	15	6	1	14	16	31	20t	32	5	24	30	25	28	18	**RYds/G**	13	12	7	8	20t	4	22	27	3	17	29	2	19	26	9	11
20	10	13	2	1	12	14	32	27	30	4	29	25	18	31	11	**RshAvg**	6	19	17	8	26	5	21	24	3	22	23	15	9	28	7	16
8	22	2	19	10	13	30	3	25	4	21	32	11	18	1	23	**PsYd/G**	20	17	5	12	14	27	6	9	24	28	16	29	26	7	31	15
11	10	2	26	7	27	31	3	21	9	20	32	12	28	1	18	**PasAvg**	17	6	4	22	8	24	14	13	19	30	16	25	23	5	29	15
2	3	14	20	12	13	8	1	17	25	30t	23	6	30t	7	16	**%HdInt**	15	27	28	30t	26	4	19	5	18	9t	29	24	22	11	21	9t
15t	23	3t	11	21	14	26	2	10	1	15t	28	31	22	3t	30	**Sac/PP**	27	12	5	20	8	18	19	6	13	9	29	25	17	24	32	7
12t	11	3	12t	1	7	26	12t	28t	25	12t	32	24	8t	2	28t	**1D/Gm**	8t	21t	5t	12t	27	12t	19	10	21t	23	20	5t	31	12t	30	4
4	13	6	23	2	9	24	16	14	26	3	18t	11	29	7	15	**3D Eff**	22	8	10	30	27	12	18t	17	1	32	25	5	31	20	28	21
17t	15t	17t	1t	11	24t	27t	12t	17t	8t	17t	17t	7	1t	10	27t	**4D Eff**	17t	29	12t	30t	24t	8t	30t	17t	1t	4t	15t	12t	30t	4t	4t	24t
7	11	25	22	15	32	4	31	27	24	23	19	20	14	18	13	**PR Avg**	29	28	12	21	10	17	8	5	1	9	30	3	2	16	26	6
5	31	13	1	28	27	4	2	17	26	6	11	12	23	19	32	**KR Avg**	18	16	21	3	25	20	24	9	22	30	10	15	29	7	14	8
14	6	25	27	29	24	18	4	7	21	31	19	26	3	2	32	**GpntAv**	5	23	11	28	15	10	17	16	8	1	20	9	30	22	12	13
18	6	7	25	9	11	30	16	3	13	32	10	19	12	8	31	**NpntAv**	27	15	14	23	17	2	20	26	24	4	21	1	28	29	5	22
10t	1	2t	25	7	27t	32	2t	17	21	4	30t	15	16	6	30t	**Pts/Gm**	26	18t	8	27t	29	10t	20	23	9	12	24	13	22	5	14	18t
15t	27t	20t	8	14	25t	11t	20t	15t	23t	2	3	1	9	5	27t	**FG%**	27t	27t	19	15t	11t	4	6	10	25t	27t	7	11t	27t	23t	15t	20t

EAGLES IN THE COMMUNITY

As proud Philadelphians who take their responsibility to the community seriously, the Eagles believe there is no offseason to good citizenship.

Since Jeffrey Lurie became owner in 1994, the Eagles have generously contributed more than $25 million in charitable giving to organizations and neighborhoods throughout the Greater Philadelphia region. Under Lurie's direct leadership and guidance, the Eagles continue to strengthen and support these organizations through joint effort partnerships, all based on the belief that strong non-profits build strong communities.

The Eagles host a variety of events and campaigns that aim to inspire, motivate and educate. As a professional football team, the Eagles have a unique platform to reach the community and have long-lasting effects.

The team takes great pride in serving the fans, local non-profits and the region at large, because to the Eagles, making the Delaware Valley proud is just as important off the field as it is on it.

Doug Pederson

Brandon Graham

SOARING TO NEW HEIGHTS IN THE DELAWARE VALLEY

Eagles Care

2016 Eagles Care Partners

ASAP After School Activities Partnerships, MANNA, Summer Search, Living Beyond Breast Cancer

2015 Eagles Care Partners

Family Lives On Foundation, Greener Partners, Little Sprouts, Northern Children's Services, Steppingstone Scholars, Inc

Eagles Care

Each year, the Eagles cultivate season-long strategic partnerships with local non-profits as a way to help strengthen their core work and increase their positive impact on the community.

2017 Eagles Care Partners

Dignity Housing, Wooden Boat Factory, Case-Smiles

2014 Eagles Care Partners

Habitat for Humanity Philadelphia, PHS, The Center for Grieving Children

2013 Eagles Care Partners

Bringing Hope Home, Cradles to Crayons, Hunger, Riverbend

Community Mondays

Jordan Hicks

Eagles players use their day off during the season to positively impact the region by visiting local children's hospitals, elementary schools, retirement and environmental centers, food pantries and more.

Huddle Up for Autism

This family-fun day at Lincoln Financial Field sets out to educate, raise awareness and fundraise for CHOP's Center for Autism Research, all while creating a carnival-like atmosphere for families touched by autism.

A Crucial Catch

By creating awareness and raising much-needed funds, the team has contributed more than $1.4 million to breast cancer research through *A Crucial Catch* campaign. All proceeds support the Sidney Kimmel Cancer Center at Jefferson University.

Playground Build

Alshon Jeffery

The entire Eagles organization teams up with a local elementary school and helps revitalize its playground. What was once a barren school yard transforms into a beautiful new space for play and recreation through this initiative.

Chess Tournament

Caleb Sturgis

Due to the critical and strategic thinking skills that the game of chess develops, the Eagles and After-School Activities Partnership collaborate annually on a day-long chess tournament for children at Lincoln Financial Field.

Youth Football & NFL PLAY 60

Trey Burton

The Eagles are dedicated to supporting safe play and to helping develop a love of the game through youth football in the Greater Philadelphia region. They further this mission by encouraging healthy eating and physical fitness through NFL PLAY 60.

EAGLES CHARITABLE FOUNDATION

Vinny Curry

EAGLES CHARITABLE FOUNDATION

Founded in 1995, Eagles Charitable Foundation (ECF) is a 501(c)(3) public charity committed to improving the health outcomes for youth in the Greater Philadelphia area.

ECF leverages the star power of the Philadelphia Eagles and uses its unique platform to focus on two specific areas of need in the community: **providing vital eye care for underserved youth** and **investing key resources into autism research and services**.

In order to have this monumental impact on the community, public and individual donors are called upon to lend a helping hand. The Eagles, corporations, foundations and kindhearted individuals have all played an integral role in supporting the more than one million children in the tri-state region that ECF has assisted since its inception.

Jeffrey Lurie



TAKING FLIGHT FOR AUTISM

Since the inaugural Taking Flight for Autism fundraiser in 2016, ECF has contributed approximately **$1.6 MILLION** to autism support and research programs at Children's Hospital of Philadelphia and the Center for Autism Research.

EAGLES EYE MOBILE

Jermane Mayberry

Co-founder & Pro Bowl guard

Travels to a different school each day to make free comprehensive vision care accessible for local youth. Each child receives an eye exam and, if needed, prescription glasses are made on the spot by an optician in the accompanying Eagles Glasses Lab.

82,100+
Number of children provided with vision care (since 1995)

57,200+
Number of eyeglasses provided (since 1995)

FAN EXPERIENCES

Whether it is in-season or out, the Eagles are always searching for unique ways to create lifelong memories and once-in-a-lifetime experiences for generations of Eagles fans.

The organization works diligently to engage with people of all ages. From adults to the youngest fan, the Eagles offer exclusive events and opportunities on a year-round basis that set out to leave a lasting smile on the face of every single person.

Annual events like Junior Pro Day, Junior Cheer Clinic, Football Festival for Women, Training Camp open practices and the Fantasy Draft Party, among others, have allowed fans to connect with their favorite team, players and franchise legends like never before. Many of these programs have even developed into family traditions for some, bringing together loved ones from all over the country.

The Eagles will continue to use its unique platform as a professional sports team to cater to every fan in the City of Philadelphia and beyond.

Carson Wentz

Spotlight Forum

Training Camp Open Practices

Fantasy Draft Party at Lincoln Financial Field

Junior Pro Day

Halloween Party

Junior Cheer Clinic

Football Festival for Women

GO GREEN PROGRAM

GREEN EFFORTS



The Eagles believe the path to sustainability is a journey, not a destination, which is why they developed their *Go Green* program in 2003 with the opening of Lincoln Financial Field.

What started with a blue recycling bin under each employee's desk has grown into a company-wide sustainability initiative that aims to reduce the organization's overall impact on the environment in a financially-responsible manner.

With the help of partners and fans, the Eagles have been able to develop a multi-year curriculum and action plan that incorporates green energy production, recycling, composting, energy efficiency and reforestation, among other ventures.

The Eagles, who wear the color "green" with pride, view it as their responsibility to be leaders both on and off the football field.

SOLAR & WIND ENERGY

In March 2012, the Eagles and NRG announced a sustainable energy partnership, which made the organization's vision of clean power at Lincoln Financial Field a reality. When the project became fully operational in February 2013, it allowed the Eagles' home in Philadelphia to be among the greenest major sports facilities in the world.

SOLAR & WIND STATISTICS

- Largest solar power system in the NFL
- Produces around four megawatts of energy annually
- Four megawatts equates to roughly 30% of the team's annual energy usage and is about six times the amount of power needed for all of the team's 10 home games each season
- Through the purchase of renewable energy credits, 100% of the team's operations are powered by the sun and wind

WIND TURBINE FACTS

- 14 total
- Height: 15 feet
- Width: 9.8 feet
- Weight: 1,016 pounds

SOLAR PANEL FACTS

- 11,108 total
- 274,848 total square feet
- North Parking Lot: 8,096 panels
- Roof: 1,452 panels
- Solar Wing: 1,380 panels
- 11th Street Pavilion: 180 panels



GO GREEN PARTNERS

nrg

WASTEMASTERS SOLUTIONS

aramark

Flik HOSPITALITY GROUP

SUSTAINABILITY & ENVIRONMENTAL EFFORTS

- **Lincoln Financial Field's annual electricity usage has been cut by more than 50% since 2003**
- **Through the team's energy-from-waste program, the Eagles are able to divert more than 99% of their waste from landfills**
- **The removal of all waste and recycling products is managed by Waste Masters Solutions, a leading environmental provider**
- **With the help of The Conservation Fund, the Eagles offset 100% of all team travel through the "Go Zero" program**
- **The team supports reforestation projects by planting trees in various cities, including the "Eagles Forest" in Bensalem, PA**
- **In 2013, the Eagles became the second NFL team to receive LEED silver certification by the US Green Building Council**
- **Cups and flatware are created from bio-plastics which biodegrade in just 45 days**
- **To conserve energy, lower-wattage light bulbs and automatic sensors/timers have been installed in team buildings**
- **Corporate offices are stocked with paper made from 100% chlorine-free post-consumer fibers**

LINCOLN FINANCIAL FIELD

Home to the Philadelphia Eagles, Lincoln Financial Field is a prime destination for world-class entertainment, providing the highest-quality sports and entertainment experience for fans in a safe, clean and friendly environment.

In addition to 10 Eagles home games each season, Lincoln Financial Field continues to showcase high-profile sporting events and unique experiences year-round.

Since opening in August 2003, Lincoln Financial Field has hosted 28 sold-out concerts, has welcomed some of the world's most distinguished soccer clubs and serves as the home to Temple University football and the historic Army-Navy game. Additionally, the stadium has hosted multiple NCAA Lacrosse Championships, as well as Monster Jam and many other marquee events.

A state-of-the-art facility located in the heart of Philadelphia, Lincoln Financial Field will continue to provide an electrifying atmosphere for the public in its effort to become one of the world's most admired stadiums for sports and entertainment.

BY THE NUMBERS	
Broke Ground	May 7, 2001
Opened	August 3, 2003
Revitalized	Feb. '12 - Aug. '14
Capacity	69,596
Executive Suites	172
Concessions	62
HD Televisions	1,185
Wi-Fi Connections	45,000
North End Zone HD Video Board	5,184 square feet
South End Zone HD Video Board	4,320 square feet
Concerts	28
Soccer Matches	20
Home Record (Regular Season + Playoffs)	68-51 (.571)
Twitter	@LFFStadium

Former Vice President Joe Biden

LINCOLN FINANCIAL FIELD

$125M Stadium Revitalization
(Feb. 2012 to Aug. 2014)

- Two video boards (9,504 sq. ft.)
- 360° LED ribbon-board displays
- Two upper concourse bridges
- 1,626 additional seats
- 1,185 brand-new HD TVs
- Club and suite enhancements
- Upgraded team imagery
- Integrated Wi-Fi system

Axalta Tunnel Club
(Opened in August 2016)

- 1,400 sq. ft. premium lounge space
- 58 seats behind end zone equipped with:
  - USB charging stations
  - Microsoft Surface tablets
  - Storage space & in-seat service
- All-inclusive food and beverage
- Behind-the-scenes access to Eagles tunnel

LINCOLN FINANCIAL FIELD

HOME TO THE PHILADELPHIA EAGLES



WORLD TOURS & CONCERTS

- June 18, 2017: U2
- May 12, 2017: Metallica
- September 29, 2016: Beyoncé
- August 6, 2016: Coldplay
- July 14, 2016: Guns N' Roses
- June 25, 2016: Kenny Chesney
- June 5, 2016: Beyoncé
- September 1, 2015: One Direction
- August 30, 2015: Kevin Hart
- July 11, 2015: Kenny Chesney
- June 13, 2015: Taylor Swift
- June 12, 2015: Taylor Swift
- August 15, 2014: Luke Bryan
- August 14, 2014: One Direction
- August 13, 2014: One Direction
- July 20, 2013: Taylor Swift
- July 19, 2013: Taylor Swift
- June 8, 2013: Kenny Chesney
- June 16, 2012: Kenny Chesney
- August 6, 2011: Taylor Swift
- July 14, 2011: U2
- June 18, 2011: Kenny Chesney
- June 27, 2009: Kenny Chesney
- July 19, 2008: Kenny Chesney
- June 23, 2007: Kenny Chesney
- August 11, 2003: Bruce Springsteen
- August 9, 2003: Bruce Springsteen
- August 8, 2003: Bruce Springsteen



THE ARMY-NAVY GAME

ARMY-NAVY HISTORY (LFF)

- December 12, 2015: Navy, 21-17
- December 14, 2013: Navy, 34-7
- December 8, 2012: Navy, 17-13
- December 11, 2010: Navy, 31-17
- December 12, 2009: Navy, 17-3
- December 6, 2008: Navy, 34-0
- December 2, 2006: Navy, 26-14
- December 3, 2005: Navy, 42-23
- December 4, 2004: Navy, 42-13
- December 6, 2003: Navy, 34-6

LINCOLN FINANCIAL FIELD

NATIONAL & INTERNATIONAL SOCCER MATCHES

- July 19, 2017: USA vs. El Salvador (Gold Cup)
  Costa Rica vs. Panama (Gold Cup)
- June 14, 2016: Chile vs. Panama (Copa America)
- June 11, 2016: USA vs. Paraguay (Copa America)
- June 9, 2016: Uruguay vs. Venezuela (Copa America)
- July 26, 2015: CONCACAF Gold Cup Final
  Mexico vs. Jamaica
- August 2, 2014: A.S. Roma vs. Inter Milan
- August 11, 2012: Real Madrid vs. Celtic
- August 10, 2011: USA vs. Mexico (men)
- July 23, 2011: Philadelphia Union vs. Real Madrid
- May 29, 2010: USA vs. Turkey (men)
- May 15, 2010: Philadelphia Union vs. FC Dallas
- April 10, 2010: Philadelphia Union vs. DC United
- September 13, 2008: USA vs. Ireland (women)
- November 6, 2004: USA vs. Denmark (women)
- August 2, 2004: A.C. Milan vs. Chelsea
- July 28, 2004: Manchester United vs. Glasgow Celtic
- September 25, 2003: Women's World Cup
- September 20, 2003: Women's World Cup
- August 3, 2003: Manchester United vs. FC Barcelona

STADIUM ENTERTAINMENT & FAN ENGAGEMENT

PAVING THE ROAD TO VICTORY!

In May 2016, the "Eagles FanWalk" was constructed outside of the Northeast entrance gate at Lincoln Financial Field. This honorary walkway, which showcases the passion that fans have for the Eagles and their families, features more than 3,800 personally engraved pavers that line the way for guests entering the stadium. The "Eagles FanWalk" ensures that each member engraved across the pathway will have a special place in Eagles history.