

NEW YORK JETS

GAME INFORMATION

Sunday, October 15, 2017 | 1:00 p.m. | CBS | MetLife Stadium

**NEW ENGLAND
PATRIOTS**



**NEW YORK
JETS**



CRUCIAL CATCH

INTERCEPT CANCER



TABLE OF CONTENTS

Contents Schedule.....	2
Game Notes	3
MetLife Stadium.....	4
Probable Starters	5
Game Preview	6
Connections	8
Quote Database.....	10
By The Numbers	13
Team Notes	14
Todd Bowles.....	18
Coaching Capsules	20
Building the Jets.....	25
Roster Breakdown	26
Hometown Breakdown.....	27
Personnel Moves	28
Offensive Statistics	31
Defensive Statistics.....	32
The Last Time.....	33
Supplemental Statistics.....	36
Player Participation	44
Roster Experience	45
Roster Position	46
Roster Depth Chart.....	48
Roster Alphabetical	49
Roster Numerical	50



NEW YORK JETS vs. NEW ENGLAND PATRIOTS | 12|27|15

PRESEASON SCHEDULE

2-2

1	08 12	Saturday		Tennessee Titans	W , 7-3
2	08 19	Saturday		Detroit Lions	L , 6-16
3	08 26	Saturday		New York Giants	L , 31-32
4	08 31	Thursday		Philadelphia Eagles	W , 16-10

SEASON SCHEDULE

3-2

1	09 10	Sunday		Buffalo Bills	L , 12-21
2	09 17	Sunday		Oakland Raiders	L , 20-45
3	09 24	Sunday		Miami Dolphins	W , 20-6
4	10 01	Sunday		Jacksonville Jaguars	W , 23-20 (OT)
5	10 08	Sunday		Cleveland Browns	W , 17-14
6	10 15	Sunday	New England Patriots		1:00 p.m. CBS
7	10 22	Sunday	Miami Dolphins		1:00 p.m. FOX
8	10 29	Sunday	Atlanta Falcons		1:00 p.m. FOX
9	11 02	Thursday	Buffalo Bills		8:25 p.m. NFLN
10	11 12	Sunday	Tampa Bay Buccaneers		1:00 p.m. CBS
11	BYE WEEK				
12	11 26	Sunday	Carolina Panthers		1:00 p.m. FOX
13	12 03	Sunday	Kansas City Chiefs		1:00 p.m. CBS
14	12 10	Sunday	Denver Broncos		4:05 p.m. CBS
15	12 17	Sunday	New Orleans Saints		1:00 p.m. CBS
16	12 24	Sunday	Los Angeles Chargers		1:00 p.m. CBS
17	12 31	Sunday	New England Patriots		1:00 p.m. CBS

HOME

ROAD

CRUCIAL CATCH - PEDIATRIC CANCER



The New York Jets and Atlantic Health System are partnering in the fight against pediatric cancer as part of the NFL and American Cancer Society's "Crucial Catch: Intercept Cancer" campaign. After nearly a decade of supporting breast cancer, the Jets, NFL and American Cancer Society have evolved the campaign to address early detection and risk reduction efforts for multiple cancers, including pediatric cancer, to increase our impact.

Prior to kickoff at 1:00 p.m., four children who are undergoing or have completed treatment at the Valerie Center at Goryeb Children's Hospital, part of Atlantic Health System, will serve as honorary captains for the coin toss. In addition, the Jets and Atlantic Health System will give one patient who cannot attend the game due to treatment the experience of being on the sideline for pre-game warm-ups with the VGo Robot. Designed for children with extended illnesses, immune deficiencies and other physical challenges that prevent physical attendance, the VGo Robot provides an essential element for a child – the ability to participate in classroom and social experiences. For more information on how to help the Jets and Atlantic Health System fight pediatric cancer, please go to AtlanticHealth.org/Jets.

As part of the campaign, the NFL and American Cancer Society recently launched a new, digital tool – The Defender – that provides consumers with personalized tips to reduce their cancer risk. The Defender, funded by the NFL and developed by ACS, analyzes user-input health information to provide individuals with quick, informative and personalized recommendations on how he or she can take action to reduce his or her cancer risk. More than 50% of all cancers can be prevented through simple lifestyle modifications, like avoiding tobacco, sun exposure and staying fit and healthy through proper nutrition and physical activity. The free user-friendly tool allows fans to take control of their health and increase their understanding of how healthy lifestyle habits can help reduce their cancer risk. Fans may access The Defender at TheDefender.cancer.org.

COMMUNICATIONS CONTACTS

Department Social Media on Twitter|Instagram:... @NYJetsPR
 Department Email: newyorkjets-mediarelations@jets.nfl.com
 Eric Gelfand egelfand@jets.nfl.com..[973] 549-4577
 Bruce Speight bspeight@jets.nfl.com..[973] 549-4690
 Jared Winley..... jwinley@jets.nfl.com[973] 549-4683
 Meghan Gilmore mgilmore@jets.nfl.com[973] 549-4684
 Nikolaos Filis nfilis@jets.nfl.com.....[973] 549-4857
 Danielle Bonnett dbonnett@jets.nfl.com .[973] 549-4685
 Andrew Devlin..... adevlin@jets.nfl.com[973] 549-4685
 Pat Eichner peichner@jets.nfl.com .[973] 549-4685
 Ben Kessler..... bkessler@jets.nfl.com..[973] 549-4685

HEADLINES

RED ZONE DEFENSE: After forcing two turnovers in the red zone at CLV (10/8), the Jets defense is tied for the league lead in red zone takeaways with two interceptions and one fumble recovery. From Weeks Three to Five, the Jets defense has not allowed an opponent to convert a third down in the red zone and has held opposing offenses to only two touchdowns in seven red zone possessions (28.6%), the fourth best mark in the NFL.

OFFENSIVE EFFICIENCY: On the season, QB **Josh McCown** has completed 105-of-147 passes for 1,020 yards and five touchdowns. His 71.4 completion rate ranks second in the NFL through five weeks. WRs **Jermaine Kearse** and **Jeremy Kerley** have been a part of **McCown's** success, hauling in a combined 39-of-45 targets. The Jets are the only team with two qualified wide receivers hauling in over 75% of their targets.

SPECIAL TEAMS: Jets specialists **K Chandler Catanzaro** and **P Lachlan Edwards** have made key contributions in the Jets victories this year. Catanzaro made a 41-yard game-winning field goal Week Four vs JAX (10/1), and the next week at CLV set a franchise record by converting a 57-yard field goal. **Edwards** currently holds his career best punting average, and ranks fourth in the AFC in net punting average (42.3) and fourth in the NFL with 11 punts downed inside the opponents' 20 yard line.

GAME AT A GLANCE

All-Time Record vs. NE:	54-61-1		
All-Time Record vs. NE (Home):	29-28		
Last Time vs. NE:	L, 3-41 at NE (12/24/16)		
Coach	HC Experience	Overall W/L	Postseason
Todd Bowles	3rd Season	18-19	0-0
Bill Belichick	23rd season	240-117	26-10
	CLE (1991-95)	36-44	1-1
	NE (2000-17)	204-73	25-9

BROADCAST COVERAGE

Television: CBS
Play-by-play: Ian Eagle **Analyst:** Dan Fouts
Sideline: Evan Washburn
Producer: Mark Wolff **Director:** Bob Fishman
Jets Radio: 98.7 FM WEPN (ESPN Radio)
Play-by-play: Bob Wischusen **Analyst:** Marty Lyons
Producer: Joe Loughran
Pre- and Post-Game: Anthony Becht, Greg Buttle and Don La Greca
Jets En Español Radio: ESPN Deportes Nueva York 1050 AM
Play-by-play: Clemson Smith-Muñiz **Analyst:** Oscar Benitez
National Radio: Sports USA
Play-by-play: Larry Kahn **Analyst:** Hank Bauer
Jets Radio Network: WCHR - 105.7FM - Ocean, NJ; WHTK - 107.3FM/1280AM - Rochester, NY; WTMM - 104.5FM - Albany, NY



METLIFE STADIUM AT A GLANCE

Venue Size:	2.1 million square feet
Capacity:	82,500, capability for 90,000 for non-football major events
Surface:	Synthetic Turf; UBU Sports, Speed SM-5
Suites:	222; on four separate levels
Suite Capacity:	16-24 seats
Club Seating Capacity:	10,000 seats
Clubs:	EY Coaches Club, Commissioner's Club, MetLife 50 Club, Toyota Club, Touchdown Club
Suite Designer:	David Rockwell Group
Parking:	More than 28,000 spaces
Transportation:	MetLife Stadium is easily accessible by NJ TRANSIT train on game days. Fans throughout the tri-state area connect through Secaucus and arrive at the Meadowlands Rail Station, located steps away from the Stadium entrance.
Architects:	360 Architects, Ewing Cole, David Rockwell and Bruce Mau Designs
Food Service/ Merchandise Partner:	Delaware North (Sportservice)



AWARDS & ACCOLADES

- Named "Venue of the Year 2017" at The StadiumBusiness Awards in Dublin, Ireland.
- Must-play for many acts and has played host to multiple Top Worldwide tours including Bruce Springsteen and the E Street Band (2016), Taylor Swift (2015), One Direction (2014), Bon Jovi (2010, 2013) and U2 (2011) – Pollstar.
- Recipient of the 2011 and 2014 Facility of Merit for Safety and Security Award (nominated by the NFL) by the National Center for Spectator Sports Safety and Security (NCS4) at The University of Southern Mississippi. Also received the 2014 Venue Excellence Award from the International Association of Venue Managers (IAVM).
- First NFL stadium to receive SAFETY Act certification by the US Department of Homeland Security (December 2013)
- Ranked No. 1 in 2011 for safety by Security magazine's "Security 500" in the Arenas/Stadiums/Leagues/Entertainment division.
- Awarded Super Bowl XLVIII by the NFL in May 2010, marking the first time the Game has been awarded to an outdoor, cold-weather stadium.
- "Outstanding Achievement in Recycling" – New Jersey Department of Environmental Protection (2010).
- Named "Greenest Stadium" in the NFL (2009) by The EPA (U.S. Environmental Protection Agency).
- Earned FIFA's highest ratings during technical inspection.





Probable Starters

OFFENSE

WR	11	Robby Anderson	2nd Season
Started all five games this season, recording 14 receptions for 220 yards. Has recorded six 40-yard receptions since 2016, tied for sixth in the NFL, including a career-long 69-yard touchdown reception in the victory vs. MIA (9/24).			
LT	68	Kelvin Beachum	6th Season
In his first season with the Jets (2017), has started all five games, helping block for an offense that ranks in the top third of the NFL in rushing (111.4 YPG).			
LG	77	James Carpenter	7th Season
Has not missed a snap this season, playing 2,401 of a possible 2,450 offensive snaps since joining the Jets in 2015 as an unrestricted FA. This season, is part of a unit that blocked for the eighth ranked rushing offense in the NFL in yards per carry (4.49).			
C	76	Wesley Johnson	4th Season
Has started in all five games this season after starting eight of the last nine contests last season. Helped block for an offense that totaled 256 rushing yards vs. JAX (10/1), the Jets most since 277 vs. MIA (12/01/14).			
RG	67	Brian Winters	5th Season
Former third-round selection by the Jets (2013) who has started in four-of-five games this season as part of a unit blocking for the eighth ranked rushing offense in the NFL in yards per carry (4.49).			
RT	72	Brandon Shell	7th Season
Second-year tackle who was selected by the Jets in the fifth round (2016). Started in four of the first five games this season, only missing the JAX game (10/1) due to an injury.			
TE	88	Austin Seferian-Jenkins	4th Season
Has recorded career totals of 70 receptions for 819 yards and eight touchdowns. Returned from suspension in Week Three vs. MIA (9/24) and has tallied 15 receptions for 106 yards including his first touchdown reception as a Jet on a two-yard go-ahead touchdown from Josh McCown in the third quarter at CLV (10/8). Ranks fourth among tight ends with 5.0 receptions/game.			
WR	10	Jermaine Kearse	6th Season
Has started in all five games this season after being acquired via trade with SEA (9/1). Tied with WR Robby Anderson for the most receiving yards on the team (220) and has three touchdown receptions, all on the road, which is tied for the NFL lead.			
QB	15	Josh McCown	15th Season
15-year NFL veteran who has started all five games of the 2017 season. Ranks second in the NFL with a 71.4 completion percentage and is one of seven quarterbacks in the league that has a 100+ quarterback rating in three or more games this season.			
RB	22	Matt Forté	10th Season
One of 12 players in NFL history to have reached 8,000 rushing yards and 4,000 receiving yards, becoming the second-fastest player to reach the mark after doing so in 117 games. Since entering the league in 2008, ranks first in the NFL in total scrimmage yards with 13,946 and receptions (523) among active running backs.			
RB	29	Bilal Powell	7th Season
Set a career high with 163 rushing yards vs. JAX (10/1) in a game that included the longest run of his career: a 75-yard touchdown.			

KEY RESERVES

WR	14	Jeremy Kerley	7th Season
Originally drafted by the Jets in the fifth round (2011), before re-joining the team prior to Week One. Has accumulated 17 receptions on 17 targets for 132 yards in four games played this season.			
RB	25	Elijah McGuire	Rookie
Drafted by the Jets in the sixth-round of the 2017 NFL Draft. Has tallied 176 yards on 34 carries, including the longest run by a rookie in Jets history on his first-career touchdown, a 69-yarder vs. JAX (10/1). Ranks fourth in the NFL in average yards-per-carry (5.2) among rookie running backs.			
TE	83	Eric Tomlinson	2nd Season
Since being acquired by the Jets, has appeared in 10 games (eight starts) over two seasons, starting in all three games he has appeared in this season, recording receptions of 25 and 34 yards, both career longs at the time.			

KICKER

K	7	Chandler Catanzaro	4th Season
Owns a career mark of 84.6% on field goals with a long of 60 yards. Kicked the fifth game-winning field goal of his career with a 41-yarder vs. JAX (10/1) and the longest field goal in Jets history with a 57-yarder at CLV (10/8). One of three kickers with at least eight field goals of 40+ yards this season.			

DEFENSE

DL	92	Leonard Williams	3rd Season
Started in all five games this season, registering 21 tackles and six quarterback hits. Last season (2016), selected to the Pro Bowl and named Curtis Martin Team MVP after totaling career marks in both tackles and sacks.			
DL	99	Steve McLendon	8th Season
In his second year with the Jets after signing as an unrestricted free agent, playing in 15 contests (13 starts) as part of a run defense that has held their opponent to under 70 yards eight times in the past two seasons.			
DL	96	Muhammad Wilkerson	7th Season
Has recorded 41.0 sacks in his career after joining team as a first-round draft pick (2011), leading the team in two of the last three seasons. Has started in all five games this season, totaling 19 tackles.			
OLB	95	Josh Martin	5th Season
Has appeared in the first three games (one start) this season before being inactive due to injury in Weeks Four (10/1) and Five (10/8). Logged nine tackles on defense - including 4.0 for loss at BUF (9/10) - while also posting four on special teams.			
ILB	58	Darron Lee	2nd Season
Has started in all five games this season, totaling 37 tackles (4.0 for loss) which is second on the team, including nine or more in three of the five games. Registered his first-career full sack in Week One at BUF (9/10).			
ILB	56	Demario Davis	6th Season
Former third-round draft pick (2012) who re-joined the Jets via trade with CLV (6/1). Leads the team with 58 tackles and has led the team in tackles in each of the first five games, reaching the double digit plateau in the first four.			
OLB	48	Jordan Jenkins	2nd Season
Second-year linebacker who has started four-of-five games this season, totaling 15 tackles. Tied his career-high of six tackles in Week Two at OAK (9/17).			
CB	41	Buster Skrine	7th Season
Started in all five games this season, totaling a secondary-leading 26 tackles. Recorded a forced fumble at OAK (9/17), a sack in the victory vs. MIA (9/24) and led the Jets secondary in tackles vs. JAX (10/1) with six.			
CB	21	Morris Claiborne	6th Season
After being acquired as a free agent in the offseason, has started in all five games this season, registering 19 tackles and a team-leading five passes defended. Shifted momentum against CLV (10/8) with a career-long 28-yard interception that set up the Jets go-ahead touchdown.			
SS	33	Jamal Adams	Rookie
The Jets first-round pick in the 2017 NFL Draft (sixth overall). Has started in all five games of the 2017 season thus far, registering a total of 25 tackles, three passes defended and his first-career sack on Jay Cutler (9/24), for a loss of 10.0 yards.			
FS	26	Marcus Maye	Rookie
Drafted by the Jets in the second round of the 2017 NFL Draft. Has started in all five games of the 2017 season thus far, recording his first-career interception off DeShone Kizer (10/8) in the endzone during the Week Five Victory.			

KEY RESERVES

LB	47	David Bass	5th Season
Signed as free agent (9/21) after spending time with SEA and TEN. Recorded a sack in each of his first two games with the Jets before earning his first start at CLV (10/8).			
S	23	Terrence Brooks	4th Season
Joined the Jets via trade with PHI (8/27). In the victory vs. MIA (9/24), registered a career-high with two INTs (the second and third of his career) and three PDs.			
DL	94	Kony Ealy	4th Season
Claimed (NE) by the Jets (8/27) prior to the start of the season. Has appeared in the first four contests (two starts) before being inactive at CLV (10/8) with an injury. Against JAX (10/1), totaled four passes defended, the most ever in a game by a Jets defensive lineman and an interception, the second of his career.			
CB	27	Darryl Roberts	3rd Season
Has appeared in the first four games this season (one start) before missing the CLV game (10/8) with an injury. Registered a single-game career-best seven tackles and one pass defended vs. MIA (9/24).			

PUNTER

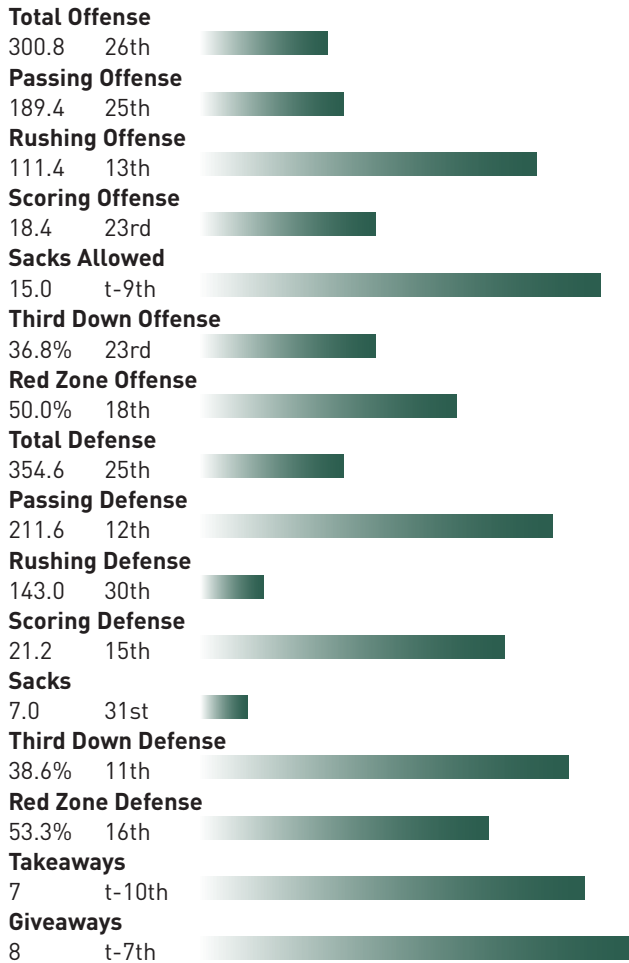
P	4	Lachlan Edwards	2nd Season
Has tallied a punt over 60 yards in each of the last three games, including a career long 70-yard punt in overtime vs. JAX (10/1), the longest punt in the NFL this season and the longest in NFL history in overtime.			

Game Preview

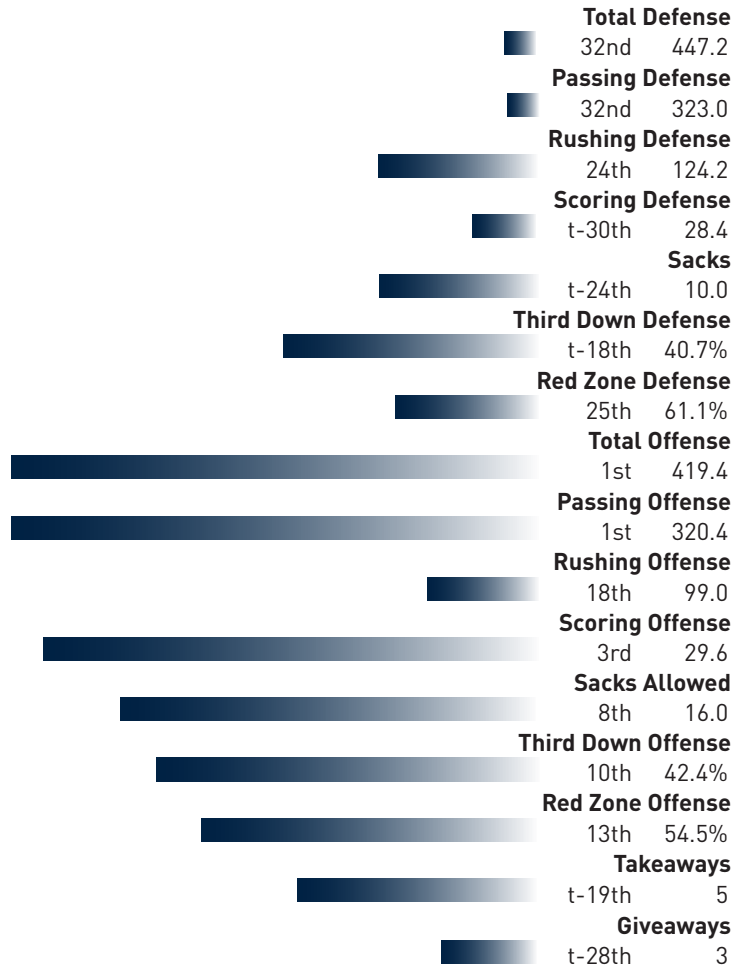


MATCHUP

NEW YORK JETS



NEW ENGLAND PATRIOTS



STATISTICAL LEADERS

Category	JETS	No.	Category	PATRIOTS	No.
Completion Percentage	J. McCown	71.4%	Completion Percentage	T. Brady	68.2%
Passing Yards	J. McCown	1,020	Passing Yards	T. Brady	1,702
Passer Rating	J. McCown	90.5	Passer Rating	T. Brady	111.9
Rushing Yards	B. Powell	240	Rushing Yards	M. Gillislee	246
Rushing Touchdowns	B. Powell	2	Rushing Touchdowns	M. Gillislee	4
Receptions	J. Kearsse	22	Receptions	J. White	29
Receiving Touchdowns	J. Kearsse	3	Receiving Touchdowns	C. Hogan	5
Yards from Scrimmage	B. Powell	312	Yards from Scrimmage	B. Cooks	389
First Downs	B. Powell	12	First Downs	M. Gillislee	15
Tackles	D. Davis	58	Tackles	D. McCourty	41
Sacks	D. Bass	2.0	Sacks	T. Flowers	3.5
Interceptions	T. Brooks	2	Interceptions	Three Tied	1
Forced Fumbles	Two Tied	1	Forced Fumbles	Three Tied	2
Special Teams Tackles	J. Stanford	5	Special Teams Tackles	Two Tied	4
Punt Return Average	J. Kerley	7.7	Punt Return Average	D. Amendola	18.7
Kick Return Average	K. Raymond	28.3	Kick Return Average	D. Lewis	19.9
Scoring Non-Kicking	J. Kearsse	18	Scoring Non-Kicking	C. Hogan	30
Scoring	C. Catanzaro	38	Scoring	S. Gostkowski	50



Matchup History

formerly **BOSTON PATRIOTS** [1960-70]

OVERALL: 54-61-1 (1-2 Postseason)				HOME: 29-28 (0-1 Postseason)				AWAY: 25-33-1 (1-1 Postseason)							
09/17/60	BOSTON	L	24-28	10/05/75	NEW ENGLAND	W	36-7	09/30/90	at New England	W	37-13	12/26/05	NEW ENGLAND	L	21-31
11/11/60	at Boston	L	21-38	12/07/75	at New England	W	30-28	12/23/90	NEW ENGLAND	W	42-7	09/17/06	NEW ENGLAND	L	17-24
09/09/61	at Boston	W	21-20	10/18/76	at New England	L	7-41	11/17/91	at New England	W	28-21	11/12/06	at New England	W	17-14
10/01/61	BOSTON	W	37-30	11/21/76	NEW ENGLAND	L	24-38	12/15/91	NEW ENGLAND	L	3-6	01/07/07	at New England	L	16-37
10/06/62	BOSTON	L	14-43	10/02/77	NEW ENGLAND	W	30-27	10/04/92	NEW ENGLAND	W	30-21				[AFC Wild Card Playoff]
11/30/62	at Boston	L	17-24	10/30/77	at New England	L	13-24	11/22/92	at New England	L	3-24	09/09/07	NEW ENGLAND	L	14-38
09/08/63	at Boston	L	14-38	10/21/78	at New England	L	21-55	09/26/93	NEW ENGLAND	W	45-7	12/16/07	at New England	L	10-20
10/05/63	BOSTON	W	31-24	11/19/78	NEW ENGLAND	L	17-19	11/28/93	at New England	W	6-0	09/14/08	NEW ENGLAND	L	10-19
09/27/64	at Boston	L	10-26	09/09/79	at New England	L	3-56	10/16/94	NEW ENGLAND	W	24-17	11/13/08	at New England	W	34-31 [OT]
10/31/64	BOSTON	W	35-14	12/09/79	NEW ENGLAND	W	27-26	12/04/94	at New England	L	13-24	09/20/09	NEW ENGLAND	W	16-9
11/14/65	at Boston	W	30-20	10/05/80	NEW ENGLAND	L	11-21	11/05/95	NEW ENGLAND	L	7-20	11/22/09	at New England	L	14-31
11/28/65	BOSTON	L	23-27	11/02/80	at New England	L	21-34	12/10/95	at New England	L	28-31	09/19/10	NEW ENGLAND	W	28-14
10/02/66	at Boston	T	24-24	10/11/81	NEW ENGLAND	W	28-24	11/10/96	NEW ENGLAND	L	27-31	12/06/10	at New England	L	3-45
12/17/66	BOSTON	W	38-28	11/15/81	at New England	W	17-6	12/08/96	at New England	L	10-34	01/16/11	at New England	W	28-21
10/29/67	BOSTON	W	30-23	09/19/82	at New England	W	31-7	09/14/97	at New England	L	24-27 [OT]				[AFC Divisional Playoff]
11/19/67	at Boston	W	29-24	09/18/83	at New England	L	13-23	10/19/97	NEW ENGLAND	W	24-19	10/09/11	at New England	L	21-30
09/22/68	at Boston	W	47-31	11/27/83	NEW ENGLAND	W	26-3	10/19/98	at New England	W	24-14	11/13/11	NEW ENGLAND	L	16-37
	[at Birmingham, AL]			09/30/84	NEW ENGLAND	L	21-28	12/27/98	NEW ENGLAND	W	31-10	10/21/12	at New England	L	26-29 [OT]
10/27/68	BOSTON	W	48-14	10/28/84	at New England	L	20-30	09/12/99	NEW ENGLAND	L	28-30	11/22/12	NEW ENGLAND	L	19-49
10/05/69	at Boston	W	23-14	10/20/85	at New England	L	13-20	11/15/99	at New England	W	24-17	09/17/13	at New England	L	10-13
10/26/69	BOSTON	W	23-17	11/24/85	NEW ENGLAND	W	16-13 [OT]	09/11/00	NEW ENGLAND	W	20-19	10/20/13	NEW ENGLAND	W	30-27 [OT]
09/27/70	at Boston	W	31-21	12/28/85	NEW ENGLAND	L	14-26	10/15/00	at New England	W	34-17	10/16/14	at New England	L	25-27
11/22/70	BOSTON	W	17-3		[AFC Wild Card Playoff]			09/23/01	at New England	W	10-3	12/21/14	NEW ENGLAND	L	16-17
10/10/71	at New England	L	0-20	09/11/86	NEW ENGLAND	L	6-20	12/02/01	NEW ENGLAND	L	16-17	10/25/15	at New England	L	23-30
12/12/71	NEW ENGLAND	W	13-6	10/12/86	at New England	W	31-24	09/15/02	NEW ENGLAND	L	7-44	12/27/15	NEW ENGLAND	W	26-20 [OT]
10/15/72	at New England	W	41-13	09/21/87	NEW ENGLAND	W	43-24	12/22/02	at New England	W	30-17	11/27/16	NEW ENGLAND	L	17-22
10/29/72	NEW ENGLAND	W	34-10	12/13/87	at New England	L	20-42	09/21/03	at New England	L	16-23	12/24/16	at New England	L	3-41
10/14/73	at New England	W	9-7	09/04/88	at New England	L	3-28	12/20/03	NEW ENGLAND	L	16-21				
11/11/73	NEW ENGLAND	W	33-13	11/13/88	NEW ENGLAND	L	13-14	10/24/04	at New England	L	7-13				
10/13/74	NEW ENGLAND	L	0-24	09/10/89	NEW ENGLAND	L	24-27	12/26/04	NEW ENGLAND	L	7-23				
11/17/74	at New England	W	21-16	11/05/89	at New England	W	27-26	12/04/05	at New England	L	3-16				

SINGLE-GAME RECORDS:

PASSING YARDS

Player	Cmp/Att	Yds	Date
1. Ken O'Brien	22/29	386	11/05/89
2. Joe Namath	22/43	362	10/29/67

PASSING TOUCHDOWNS

Player	TDs	Date
1t. Three Tied, Most Recently		
Vinny Testaverde	4	12/27/98

RUSHING YARDS

Player	Att	Yds	Date
1. John Riggins	32	168	10/15/72
2. John Riggins	20	152	12/07/75

RUSHING TOUCHDOWNS

Player	TDs	Date
1t. Five Tied, Most Recently		
Curtis Martin	3	10/15/00

RECEPTIONS

Player	Rec	Date
1. Art Powell	11	10/06/62
Bake Turner	11	10/31/64

RECEIVING YARDS

Player	Yds	Date
1. Keyshawn Johnson	194	09/12/99
2. Rob Moore	175	09/30/90

RECEIVING TOUCHDOWNS

Player	TDs	Date
1t. Nine Tied, Most Recently		
Brandon Marshall	2	12/27/15

MOST FIELD GOALS

Player	FGs	Date
1t. Five Tied, Most Recently		
Nick Folk	4/5	10/16/14

LONGEST PLAYS:

LONGEST PASSING PLAY

Player	Yds	Date
1. Ken O'Brien to Wesley Walker	88t	11/24/85
2. Chad Pennington to Jerricho Cotchery ^{wc}	77t	01/07/07

LONGEST RUSHING PLAY

Player	Yds	Date
1. Mark Smolinski	56	09/08/63
2. Leon Washington	49	12/16/07

THE LAST TIME:

300-YARD PASSER

By JETS: 301 [26-36 | 1 TD | 1 INT], Mark Sanchez, 11/22/12
 By OPP: 355 [34-54 | 2 TD | 0 INT], Tom Brady, 10/25/15

100+ QUARTERBACK RATING

By JETS: 115.2 [22-32 | 2 TD | 0 INT], Ryan Fitzpatrick, 11/27/16
 By OPP: 124.6 [17-27 | 3 TD | 0 INT], Tom Brady, 12/24/16

100-YARD RUSHER

By JETS: 107 [21 att. | 1 TD], Chris Ivory, 10/16/14
 By OPP: 136 [27 att. | 2 TDs], BenJarvus Green-Ellis, 10/09/11

100-YARD RECEIVER

By JETS: 109 [5 rec. | 1 TD], Quincy Enunwa, 11/27/16
 By OPP: 108 [11 rec. | 1 TD], Rob Gronkowski, 10/25/15

MULTI-TOUCHDOWN PERFORMANCE

By JETS: 2 [2 rec TDs], Brandon Marshall, 12/27/15
 By OPP: 2 [2 rush TDs], LeGarrette Blount, 12/24/16

SPECIAL TEAMS RETURN TOUCHDOWN

By JETS: 92-yard kickoff return, Leon Washington, 11/13/08
 By OPP: 104-yard kickoff return, Devin McCourty, 10/21/12

^{wc}Wild Card Playoff Game



NFL CONNECTIONS

S Terrence Brooks (2014-16)		DL Lawrence Guy (2014-16)	
QB Josh McCown (2015-16), CB Buster Skrine (2011-14)		CB Johnson Bademosi (2012-15)	
OL James Carpenter (2011-14), WR Jermaine Kearse (2012-16)		DL Alan Branch (2011-12), DE Cassius Marsh (2014-16)	
LB Josh Martin (2015), OL Jonotthan Harrison (2014-16), OL Ben Ijalana (2011-12)		TE Dwayne Allen (2012-16), WR Phillip Dorsett (201-16), DL Lawrence Guy (2012-13)	
RB Travaris Cadet (2012-16), LB Obum Gwacham (2015-16)		WR Brandin Cooks (2014-16)	
LB Julian Stanford (2013-14)		LB Kyle Van Noy (2014-16), OL LaAdrian Waddle (2013-15)	

COACHING CONNECTIONS

Jimmie Johnson (2006-13)		Brendan Daly (2006-08, 2012-13), Chad O'Shea (2006-08)	
La'Roi Glover (2010-15)		Brendan Daly (2009-11), Josh McDaniels (2011)	

FORMER JETS



Bill Belichick (Head Coach)

Served as the Jets assistant head coach and defensive coordinator from 1997-99 under Bill Parcells.



David Harris (Linebacker)

Spent the first ten years of his career with the Jets (2007-16), ranking second in franchise history with 1,260 tackles, while also posting 35.0 sacks, six interceptions and 11 forced fumbles.

FORMER PATRIOTS



Travaris Cadet (Running Back)

Began the 2015 season with NE, appearing in one game there before being waived.



Kony Ealy (Defensive Lineman)

Was traded to NE during the 2017 offseason, spending time there before joining the Jets via waivers (08/27/17).



Mick Lombardi (Offensive Assistant/Assistant Quarterbacks Coach)

Entered the NFL with NE in 2011 as a scouting assistant, later serving as a scouting and coaching assistant with NE in 2012.



Darryl Roberts (Cornerback)

Originally entered the NFL as an undrafted free agent with NE in 2015, spending his rookie season there on injured reserve.

COLLEGE CONNECTIONS

OL James Carpenter (2009-10), DL Ed Stinson (2009-13)		LB Dont'a Hightower (2008-11)	
OL Jonotthan Harrison (2009-13), S Marcus Maye (2012-16)		RB Mike Gillistee (2009-12)	
LB Jordan Jenkins (2012-15)		C David Andrews (2011-14)	
OL Brent Qvale (2009-13)		RB Rex Burkhead (2009-12)	
CB Justin Burris (2011-15)		G Joe Thuney (2011-15)	
LB Obum Gwacham (2010-13)		WR Brandin Cooks (2011-13)	
WR Jeremy Kerley (2007-10)		OL Marcus Cannon (2006-10)	
C Wesley Johnson (2009-13)		DL Adam Butler (2012-16)	



AREA CONNECTIONS

Devin McCourty
Motvale, NJ

Dion Lewis
Blairstown, NJ

Atlantic Health Jets Training Center
Florham Park, NY

Chris Hogan
Wycoff, NJ

Brian Flores
Brooklyn, NY

MetLife Stadium
East Rutherford, NJ



TODD BOWLES

“Todd and I have a very good working relationship. We work very closely together. We communicate constantly. We both have the same vision for what we want to achieve here and that includes ownership too in terms of Woody (Johnson). We are all working towards that common goal. ... I think the world of Todd and I think I really like what he has done with this offseason, not only with the team and working with the players with some of the coaches he has brought in.”

- General Manager **MIKE MACCAGNAN** [07|31|17]

(On how he feels about the Jets culture right now...) “I think we’re in a great place just because (Head) Coach (Todd) Bowles laid out an environment where we come in and compete, we work hard. Really it started way back in the off-season, but (he) just did things to help shape and cast a vision for us of what we want to become and then challenge us to hold that standard, and really and truly watch the vets on this team come together and establish that. Whether it was Leo (Leonard Williams), or Steve (McLendon), or Mo (Muhammad Wilkerson), or Brian (Winters) – just these guys coming together, have been here a while and saying, “This is how we want it to be, and then let’s hold everybody to those things,” and so that’s been really good. I think it’s a good environment right now for us.”

- QB **JOSH McCOWN** [08|15|17]

KEVIN GREENE

“Kevin is a ball of fun every day and his energy is infectious. Kevin has a famous saying, “You have to have a hunter’s heart.” To sit in the room with him every day, you feel his energy and those guys feed off of him. He’s laid a really high expectation for them. He wants the group to look like him in how they play should look and it’s really contagious. He’s tremendous.”

- Defensive Coordinator **KACY RODGERS** [08|15|17]

JOHN MORTON

“I think the thing that Johnny Mo (Morton) does a good job of is that he’s been exposed to a lot of football and so take in, I think a lot of people have, but sometimes I think you forget some of the exposure that you have – you might go to this group and you forget how you ran the play – he’s able to pull from different places he has been and he remembers the plays and says, “This will work about against this group, this will work against that group.” I think that’s a strength for him and for us it’s as we get a game plan, he really knows how he wants to attack somebody, so yeah I would say very creative in that regard because he has a wide range of knowledge because of all of the places he’s been and the different guys he has been able to work with.”

- QB **JOSH McCOWN** [09|27|17]

33

JAMAL ADAMS

“We’ve talked about these two young safeties for a while now. I think they’re gifted young players, special players. Not just physically, but their approach and how they carry themselves.”

- QB **JOSH McCOWN** [08|05|17]

“He had some good plays. He’s an exciting player. He did a lot of things the right way. He brings a lot of emotion with him. He got the team behind him, and got them into it.”

- Head Coach **TODD BOWLES** [09|24|17]

(On why Adams graded well in his first NFL game..) “It wasn’t so much just the plays. His eyes were good. His reads were good. Everything he did, he did it the right way. He made tackles when opportunities presented themselves. He made the plays he was supposed to make. He had a good ball game.”

- Head Coach **TODD BOWLES** [09|11|17]



11

ROBBY ANDERSON

“He’s playing at a high level. We’ve said it all along, Robby has tremendous speed and because of that he’s always going to be able to impact the play whether the ball is going to him or not because you have to account for him. He continues to do things that impress us, and you realize there’s other things that he can do and you utilize him more doing this route or that route, and so his talent is obviously allowing Coach (John) Morton and the guys to come up with things that will help our team, and that’s a good thing for us.”

• QB **JOSH McCOWN** [08|15|17]

10

JERMAINE KEARSE

“He obviously makes plays, he catches the ball, makes tough catches in traffic, strong hands, and so those things, obviously you see it on tape, those are the things that as a quarterback, those down and distances when you have to have it and the throw is going to be tight and they’re going to be contested, you want the guy that you can rely on, the guy that you know you can throw it around and they’re going to put themselves in the best position to catch the ball and to make the conversion. He has shown that last week in Buffalo and yesterday.”

• QB **JOSH McCOWN** [09|18|17]

32

JUSTON BURRIS

“JB has really taken some big strides. We watch him and we’re sitting there like, this guy is physical, and he’s fast. Athletically, he can do everything we ask him, and the other night he didn’t disappoint, so right now he’s battling every day and so far we’re pleased with where he’s at.”

• Defensive Coordinator **KACY RODGERS** [08|15|17]

“Guys who are as smart and tough and understand the game, he’s got a Super Bowl ring. He’s helped out, not only us as a team, but the receiver room. He’s got a good presence about him, just like Josh McCown as a quarterback, the veteran leadership. When you have a guy like that, he’s very poised when he plays. The game slows down for him. It’s great to have him right now doing the things that he’s doing.”

• Offensive Coordinator **JOHN MORTON** [09|21|17]

56

DEMARIO DAVIS

“Mentally, he’s sharper. He’s in a different place mentally. He got to play MIKE in Cleveland, and he’s played MO here before so (in) combining the two experiences, he’s a lot smarter understanding the defense and knowing when he can cheat and disguise as things and when he can’t so, mentally, he’s a lot sharper. But that comes with experience.”

• Head Coach **TODD BOWLES** [08|03|17]

58

DARRON LEE

“I’m really pleased with the way he came back from OTA’s to here...he worked his butt off over the summer. Then you see him right now in practice taking the step forward from his rookie year. It seems like the game is slowing down for him a little bit and we’re expecting a lot of D. Lee this year.”

• Defensive Coordinator **KACY RODGERS** [08|15|17]

(On how good Lee can be once he grasps the mental aspect...) “Well, he’s got the tools to be a good linebacker. You just want to take it day-by-day. As long as he gets better every day, I think he’ll become a good football player.”

• Head Coach **TODD BOWLES** [07|31|17]

4

LACHLAN EDWARDS

“I think that I told you guys early in the spring that I thought he would be one of the biggest improvements on this team that I’ve noticed. He really worked hard in the offseason and I’m sticking with that prediction. He became a pro over the offseason, learned how to prepare himself and take care of his body, and it takes some time. Is he a finished product? No, he’s not. But at some point you’re going to have a hell of a punter here, and I think you’re starting to see the very early signs of the progression of what you’re going to have here, and he’s going to be a very, very good player here.”

• Special Teams Coordinator **BRANT BOYER** [09|28|17]



95

JOSH MARTIN

(On what makes Josh Martin so good on special teams...)

“He cares. I think that he’s one of those guys that – Josh Martin is a man, now – and he is big, and he’s strong, and he’s hard as hell to block. He’s a guy that, when I was playing, those kind of guys are hard as hell to block because they can beat you with speed, they can beat you with pass rush moves, they can beat you with strength and power. He is a hell of a player and he’s great in the locker room, takes a leadership role, him and Rontez Miles and those guys do a great job of taking a leadership role. They always know their stuff. They don’t make mental errors. They play their ass off every week, and that’s exactly what you want as a coach. If you have 11 of those guys playing for you, you’ll win a hell of a lot of games.”

- Special Teams Coordinator **BRANT BOYER** [09|21|17]

26

MARCUS MAYE

(On his thinking behind starting two rookies, Jamal Adams and Marcus Maye, at safety...) “They can play. It’s rare that these type of things happen, but those two guys showed so much in the spring in what we brought them along with, they can only get better. Their maturity level, as far as learning the plays, exceeded what we wanted for our expectations as a rookie, so we think those guys are ready to play.”

- Head Coach **TODD BOWLES** [07|30|17]

“We’ve talked about these two young safeties for a while now. I think they’re gifted young players, special players. Not just physically, but their approach and how they carry themselves.”

- QB **JOSH McCOWN** [08|05|17]

15

JOSH MCCOWN

“Like I said, he’s a veteran guy. He’s seen a lot of football. The game is easy for him. Things that break down – he figures it out. You saw he did a good job scrambling. He made some big plays scrambling. That was key in the game and he’s doing a heck of a job. He’s spinning the ball, he’s finding the right guys – making good decisions. He took care of the ball last week, besides the one fumble, but I love what he’s doing right now.”

- Offensive Coordinator **JOHN MORTON** [09|21|17]there. Really looking forward to having him back if he is, and he definitely helps us big time. .”

- Special Teams Coordinator **BRANT BOYER** [09|28|17]

45

RONTEZ MILES

“Rontez is a spark, to say the least. I think he’s a guy that, just like I said about Josh Martin last week, he’s a guy that enjoys ball and really enjoys playing, and guys gravitate to people around a team like that. I know one thing, that I loved to play with guys like him and Josh Martin and the core group of guys that we have here like that – the Julian Stanfords and the Bruce Carters, and guys like that. Any guys that love ball like that and have that kind of magnetic personalities, you love to play with guys like that, so Tez (Miles) will definitely help us if he’s out there. Really looking forward to having him back if he is, and he definitely helps us big time. .”

- Special Teams Coordinator **BRANT BOYER** [09|28|17]

96

MUHAMMAD WILKERSON

“In dealing with Mo, we’re kind of looking at him and the things he’s done in the offseason, and the thing that’s really stood out is his leadership. He’s the guy that’s calling the team up. He’s the guy that’s encouraging people to come together and do this. But the stuff he’s doing on the field, I’m really pleased with where he is right now.”

- Defensive Coordinator **KACY RODGERS** [08|15|17]

92

LEONARD WILLIAMS

(On what he expects from Williams this season)... “Nothing less than what he showed you last year. A lot of talent. People say the sky’s the limit, well the only limit is him. He doesn’t have a limit. He can grow as long as he wants to go. It’s not the sky. Because what if he reaches all his goals, I feel like he has more to reach then. He can reach all his goals in one year. If he reaches them, that means he hits the sky. That means there’s no limit for him.”

- DL **STEVE McLENDON** [07|28|17]



By The Numbers

3

The Jets have recorded three red zone takeaways this season, tied with BLT for most in the league.

57

In Week Five, K **Chandler Catanzaro** connected on a 57-yard field goal, the longest in franchise history, breaking the previous record of 56 yards.

4.49

The Jets have averaged 4.49 yards per carry on the season, the eighth best average in the NFL.

57.1%

Over the last three weeks, the Jets have made three red zone stops in seven opponent appearances. Their 57.1 opponent red zone scoring percentage leads the NFL over that time span.

5

Following a two INT performance in the Week Three victory over MIA (9/24), S **Terrence Brooks** became just the fifth Jets safety to win AFC Defensive Player of the Week.

69

In Week Three, WR **Robby Anderson** scored on a career-long 69-yard reception, marking the Jets longest touchdown reception since **Quincy Enunwa's** 69-yard catch vs. BLT (10/23/16) last season.

6.7%

The Jets defense held MIA to a combined total of 1-of-15 on third and fourth down conversions, the lowest mark by a Jets opponent since they held MIA to 0% in London (10/04/15).

70

In Week Four, P **Lachlan Edwards** recorded a 70-yard punt in overtime, the longest overtime punt in NFL history.

13

In Week Four (10/1), the Jets reached 200 yards on just 13 carries after **Elijah McGuire's** 69-yard touchdown run, marking the fewest rushing attempts in team history to produce 200 yards.

71.4%

QB **Josh McCown** has completed 71.4% of his passes in 2017, ranking second among qualified quarterbacks this season.

14

In his first game back with the Jets (9/10), LB **Demario Davis** led the team in tackles with 14, marking the second-best total of his six-year career.

75

In Week Four (10/1), RB **Bilal Powell** rushed for a career-high 75-yard touchdown run, which is tied for the league's second-longest run of the season.

17

QB **Josh McCown** and WR **Jeremy Kerley** have connected on each of the 17 times **McCown** has targeted **Kerley** this season.

76.1%

QB **Josh McCown's** 76.1% completion rate in the first half of games this season ranks first in the NFL, while his 102.2 passer rating ranks eighth.

19

Since 2015, WR **Jermaine Kearse** is one of 19 players to have recorded three multi-receiving touchdown games, and one of four such players to have recorded one of those games in the playoffs.

82.9

Rushing yards per game allowed at home since the start of the 2016 season, the fifth-best average in the league.

30

In Week Three (9/24), the Jets defense limited MIA to 30 rushing yards. Since 2015, the Jets have held opponents to under 70 rushing yards 14 times, the second -highest total in the NFL.

97

In Week Five, the offense went 97 yards down the field in 4:26 to extend the lead to 10 points in the fourth quarter. The 97-yard drive was the longest drive by yards on the road since they went 98 yards at BUF (11/24/96).

40

K **Chandler Catanzaro** is one of only three kickers in the NFL to successfully convert eight field goal attempts of 40+ yards in 2017.

256

Led by the duo of **Bilal Powell** and **Elijah McGuire**, the Jets rushing offense totaled 256 yards in Week Four, the most since a 277-yard outburst vs. MIA (12/01/14).

42.3

P **Lachlan Edwards** has registered the fourth-highest net punting average (42.3) in the AFC during the 2017 season.

438

RB **Matt Forté** is only 438 rushing yards away from totaling 10,000 in his career. **Forté** would become the 30th player in NFL history to achieve this mark.

51.3%

Over the last three weeks, the Jets have allowed a 51.3 completion percentage by their opponents when targeting wide receivers this season, which is second-best in the league.

2,401

Since joining the Jets in 2015, G **James Carpenter** has been on the field for 2,401 of a possible 2,450 offensive plays, the most by a Jet during that time span.



11

ROBBY ANDERSON

Since entering the league as an undrafted free agent in 2016, WR **Robby Anderson** ranks among the NFL's best with 12 receptions of 25 yards or more. Additionally, of the 28 wide receivers with at least 10 receptions of 25 yards or more since 2016, **Anderson** is tied for the fourth fewest targets with just 107.

NFL Big Plays Receiving Since 2016

Player	Team	Rec. of 25+	Tgt
Chris Hogan	NE	12	95
Travis Benjamin	LAC	10	98
Kenny Stills	MIA	10	101
Robby Anderson	NYJ	12	107
Tyreek Hill	KC	10	117

In the second quarter of the Jets Week Three home opener against MIA (9/24), **Anderson** logged the longest play of his career when he connected with QB **Josh McCown** on a 69-yard touchdown reception.

Week Four vs. JAX (10/1), **Anderson** logged a 41-yard reception on a third-and-seven in the fourth quarter, marking his second consecutive week with a reception of longer than 40 yards. Among wide receivers with at least 10 receptions, **Anderson** ranks tied for fourth in the league in yards per catch.

47

DAVID BASS

After beginning the season with SEA, fifth-year LB **David Bass** joined the Jets as a free agent just three days prior to the Week Three match-up vs. MIA (9/24). On his first play as a Jet, **Bass** recorded a tackle for loss, stopping MIA RB Damien Williams in the backfield for a loss of three yards. **Bass** later recorded his first sack as a Jet when he took down Jay Cutler for a loss of three yards on a second-and-10 in the fourth quarter. In Week Four vs. JAX (10/1), **Bass** sacked Blake Bortles for a loss of four yards, marking his second consecutive game with a sack. For **Bass**, the sack increased his career total to 7.5, including six against quarterbacks selected in the first round.

23

TERRENCE BROOKS

After joining the Jets via trade (08/27/17), S **Terrence Brooks** has contributed to both the Jets secondary and special teams units. **Brooks** started in his Jets debut Week One at BUF (9/10), recording two tackles. In the Week Three victory vs. MIA (9/24), **Brooks** recorded his first career multi-interception game. With the Jets leading 17-0 in the third quarter, MIA attempted a fake punt on fourth-and-seven that was intercepted by **Brooks**, helping set up a Jets drive that resulted in a field goal. In the fourth quarter, **Brooks** picked off Jay Cutler for his second interception of the game, becoming the first Jet to log two interceptions in a game since CB Marcus Williams recorded two vs. JAX (11/08/15).

For his efforts, **Brooks** was named AFC Defensive Player of the Week, marking the first time a Jet has won the award since CB Darrelle Revis in Week Two of the 2015 season. Since the award's inception in 1984, **Brooks** is just the fifth Jets safety to receive AFC Defensive Player of the Week honors.

7

CHANDLER CATANZARO

Since entering the league in 2014, K **Chandler Catanzaro** is one of just seven active kickers with at least 100 field goal attempts. **Catanzaro**, who is 88-for-104 on field goal attempts, owns an 84.6% career percentage mark.

Player	FGM	FGA	FG %
Justin Tucker	107	122	87.7
Graham Gano	101	122	82.8
Stephen Gostkowski	107	117	91.5
Stephen Hauschka	104	117	88.9
Chandler Catanzaro	88	104	84.6
Dan Bailey	89	100	89.0
Blair Walsh	81	100	81.0

Following a two-for-two performance in Week One (9/10), **Catanzaro** converted on field goal attempts of 46 and 40 yards in Week Two at OAK (9/17), becoming the first Jet since Nick Folk in 2014 to make his first four attempts of the season. In Week Five at CLV (10/8), **Catanzaro** converted a 57-yard field goal as time expired in the first half, setting a Jets franchise record for longest field goal made. The kick also brought his season total of field goals over 40 yards to eight, tying him for the most in the NFL.

Kickers with Eight-or-More 40-Yard FGs (Through Week Four)

Player	FGs of 40+ Yards
Chandler Catanzaro (NYJ)	8
Robbie Gould (SF)	8
Greg Zuerlein (LAR)	8

In Week Four vs. JAX (10/1), with the game tied at 20 and 32 seconds remaining in overtime, **Catanzaro** converted a 41-yard game-winning field goal. Since entering the league in 2014, he has kicked five game-winning field goals.

Catanzaro's Career Game-Winning Field Goals

Date	Opp.	Dist.	Qtr.	Time Left	Final
11/22/15	vs. CIN	32	4th	0:02	34-31
12/10/15	vs. MIN	47	4th	1:23	23-20
11/13/16	vs. SF	34	4th	0:00	23-20
12/24/16	at SEA	43	4th	0:00	34-31
10/01/17	vs. JAX	41	OT	0:32	23-20

56

DEMARIO DAVIS

After spending the 2016 season in CLV, LB **Demario Davis** returned to the Jets following an offseason trade. In his first game back (9/10 at BUF), **Davis** led the team in tackles with 14, marking the second-best total of his six-year career. **Davis** also added a half-sack, split with fellow LB **Josh Martin**.

In Week Two at OAK (9/17), **Davis** led the Jets in tackles once again with 11. Week Three vs. MIA (9/24), **Davis** led the Jets in tackles for the third consecutive week, tallying 12 in the victory while adding a pass defensed. **Davis** led the team in tackles for the fourth straight game in Week Four vs. JAX (10/1), amassing 12 tackles. **Davis** recorded double-digit tackles in each of the first four games this season, and is on pace to record 185 tackles this season.

In Week Five at CLV (10/8), **Davis** led the Jets for the fifth straight week with nine tackles. **Davis** added a team-high four quarterback hits, one of which was a hit on QB Kevin Hogan, leading to an interception by teammate **Morris Claiborne**.



Demario Davis 2017 Stats (Through Week Five)

Game	Total Tackles
Week One, at BUF (9/10)	14
Week Two, at OAK (9/17)	11
Week Three, vs. MIA (9/24)	12
Week Four, vs. JAX (10/1)	12
Week Five, at CLV (10/8)	9

Demario Davis Most Tackles Through First Five Weeks

Year	Wk 1	Wk 2	Wk 3	Wk 4	Wk 5	Total Tack.
2017	14	11	12	12	9	58
2015	4	12	15	4	9	44
2014	4	7	12	9	10	42
2013	8	5	9	9	10	41

10

JERMAINE KEARSE

Week Two at OAK (9/17), **Kearse** logged four receptions for 64 yards, leading the team in both categories for the second consecutive week, and also registered his first touchdown as a Jet after connecting with QB **Josh McCown** on a 35-yard strike in the second quarter. **Kearse** later added an 11-yard touchdown reception in the fourth quarter, marking his third career multi-touchdown performance.

Week Five at CLV (10/8), **Kearse** capped off a season long 97-yard drive with a 24-yard touchdown reception to extend the Jets lead to 10. The touchdown reception was **Kearse's** third of the year on the road, tying him for the most receiving touchdowns in the NFL at away games this season.

Since entering the NFL in 2012, **Kearse** is tied with former SEA teammate Doug Baldwin and NE's Rob Gronkowski for first in the NFL in postseason receiving touchdowns, as they have all logged six touchdown catches in the playoffs during that span. In addition, since 2012 **Kearse** is tied for first among wide receivers in postseason games played (12) and ranks ninth in postseason receiving yards (493).

Postseason Receiving Leaders Since 2012

Player	GP	Rec.	Yds.	TDs
Doug Baldwin	12	55	702	6
Jermaine Kearse	12	31	493	6
Rob Gronkowski	6	31	431	6
Anquad Boldin	8	40	631	5
Randall Cobb	10	44	558	5
Julio Jones	5	36	575	5
Demaryius Thomas	8	43	462	5

94

KONY EALY

In Week Four vs. JAX (10/1), DL **Kony Ealy** batted and intercepted a pass intended for WR Allen Hurns, becoming the first Jet defensive lineman since **Muhammad Wilkerson** at CIN (10/27/13) to record an interception. **Ealy** returned the ball nine yards to the JAX seven yard line, setting up a **Chandler Catanzaro** field goal.

Ealy established a career-high with four passes defended vs JAX (10/1), setting the franchise record for most passes defended by a Jets defensive lineman. His five passes defended this season are the second most of any defender in the NFL according to StatsPass. Since 1994, **Ealy** joins DT Shane Burton (2001) as the only defensive linemen to lead the Jets in passes defended after four weeks of the season.

NFL Passes Defended Leaders Among Front Seven Defenders

Player	Team	Pos.	PD
Ryan Shazier	PIT	ILB	6
Kony Ealy	NYJ	DL	5
Willie Henry	BLT	DT	4
Justin Houston	KC	OLB	3
Mychal Kendricks	PHI	OLB	3
Bobby Wagner	SEA	ILB	3
T.J. Watt	PIT	OLB	3
Abry Jones	JAX	DT	3
Telvin Smith	JAX	OLB	3
Nick Vigil	CIN	OLB	3

4

LACHLAN EDWARDS

In Week Four vs. JAX (10/1), **Edwards** set an NFL record for the longest punt in overtime, booting the ball 70 yards to pin JAX down at their own three yard line. His 70-yard punt marks the second-longest in the NFL this season. Through the first five weeks of the season, **Edwards** ranks fourth in the AFC in net punting average with a career-best mark of 42.3, and is tied for fourth in the NFL with 11 punts downed inside the opponents' 20 yard line.

Most Punts Inside the Opponents' 20 Yard Line (2017)

Player	Punt	Avg.	Net Avg.	In. 20	Lg
Rigoberto Sanchez (IND)	30	45.5	44.2	13	61
Kevin Huber (CIN)	26	46.9	41.0	13	61
Chris Jones (DAL)	20	43.9	40.7	12	62
Lachlan Edwards (NYJ)	26	47.3	42.3	11	70
Bradley Pinion (SF)	26	45.3	44.6	11	59

14

JEREMY KERLEY

Through the first five weeks of the season, WR **Jeremy Kerley** has caught all 17 targets from QB **Josh McCown**. **Kerley** is the only qualified wide receiver to catch all of his targets this season. Joined by teammate **Jermaine Kearse**, the Jets are the only team with two receivers hauling in over 75% of their targets.

Highest Receptions per Target Pct. among WRs

Player	Team	G	Tgt.	Rec.	Pct.
Jeremy Kerley	NYJ	4	17	17	100.0%
Danny Amendola	NE	4	27	23	85.2%
Albert Wilson	KC	5	19	16	84.2%
Michael Crabtree	OAK	4	24	19	79.2%
Jermaine Kearse	NYJ	5	28	22	78.6%

95

JOSH MARTIN

Last season (2016), LB **Josh Martin** led the Jets with 14 special teams tackles and 342 special teams plays. After re-signing **Martin** in the offseason, he ranked second on the Jets special teams unit through the first four weeks of the 2017 season despite missing the last two games, logging four tackles on a team-high 70 special teams plays.

In the Jets 2017 Week One matchup at BUF (9/10), **Martin** notched a team-best 4.0 tackles for loss. Additionally, **Martin** posted a half-sack, a QB hit and a QB pressure. Week Two at OAK (9/17), **Martin** logged three tackles while adding a team-high three special teams tackles.

Week Three vs. MIA (9/24), **Martin** tallied a tackle and a QB hit in the victory.



15

JOSH McCOWN

After rushing for his first touchdown of the season in Week One at BUF (9/10), QB **Josh McCown** threw his first touchdown as a Jet Week Two at OAK (9/17) on a 35-yard strike to WR **Jermaine Kearse** in the second quarter. **McCown** finished the first half with a 124.1 passer rating after completing eight-of-11 passes for 82 yards and a touchdown, marking the second consecutive week **McCown** completed over 70% of passes in the first half (completed 12-of-15 passes for 85 yards in the first half of Week One). On a third-and-18 in the third quarter, **McCown** picked up a first down with a 22-yard rush, his longest since a 28-yard scamper at MIN (01/01/12). **McCown** finished the Week Two contest 17-of-25 for 166 yards and two touchdowns, good for a passer rating of 113.1.

Week Three vs. MIA (9/24), **McCown** completed over 70% of his passes in the first half for the third consecutive week, finishing 11-of-14 for 198 yards with a touchdown and a 142.6 passer rating. Overall, **McCown** posted the third-best completion percentage in Week Three (78.3) after completing 18-of-23 passes for 249 yards, a touchdown and a 126.3 rating, which ranked eighth-best in Week Three.

For the first four weeks of the season, **McCown** completed over 70% of his passes in the first half, completing 10-of-11 passes for 95 yards and a 102.7 passer rating vs. JAX (10/1). His 90.9% completion rate in the first half marked the highest by a Jet since Ray Lucas also completed 10-of-11 passes vs. BUF (11/21/99).

In Week Five at CLV (10/8), **McCown** completed 23-of-30 passes for 194 yards and two touchdowns. His passer rating of 101.2 marked his third game of the season with a passer rating over 100, making him one of seven quarterbacks in the NFL with at least three such games.

Games with 100+ Passer Rating in 2017

Player	GP	No. of 100+ Gms.
Alex Smith (KC)	5	3
Josh McCown (NYJ)	5	3
Tom Brady (NE)	5	3
Matthew Stafford (DET)	5	3
Aaron Rodgers (GB)	5	3
Drew Brees (NO)	4	3
Derek Carr (OAK)	4	3

Through five games, **McCown** is 51-for-67 for 530 yards and two touchdowns in the first half. His 76.1% completion rate in the first half of games this season ranks first in the NFL. Overall, **McCown** is 105-for-147 on the season, completing 71.4% of his passes (good for second-best in the NFL).

2017 NFL Completion Percentage Leaders

Player	GP	Att.	Cmp.	Pct.
Alex Smith (KC)	5	158	121	76.6
Josh McCown (NYJ)	5	147	105	71.4
Drew Brees (NO)	5	152	105	69.1
Cam Newton (CAR)	5	145	99	68.3
Tom Brady (NE)	5	195	133	68.2

On the season, **McCown** ranks second in the NFL in completion percentage on third down, completing 34-of-47 attempts while ranking fourth in yards per attempt. From Weeks Three to Four, **McCown** completed 16 consecutive passes on third downs before throwing an incomplete pass intended for WR **Robby Anderson**.

2017 NFL Third-Down Completion Percentage Leaders

Player	Att.	Cmp.	Pct.	Yds/Att
Alex Smith (KC)	39	30	76.9	8.5
Josh McCown (NYJ)	47	34	72.3	8.6
Carson Wentz (PHI)	52	37	71.2	11.0
Mike Glennon (CHI)	41	29	70.7	7.10
Eli Manning (NYG)	50	35	70.0	6.6

25

ELIJAH MCGUIRE

In the Jets 2017 Week One matchup at BUF (9/10), 2017 sixth-round draft pick RB **Elijah McGuire** made his NFL debut, contributing on special teams. In Week Two at OAK (9/17), **McGuire** registered his first NFL statistics, rushing six times for 29 yards (4.8 avg.) while logging one catch for seven yards.

Week Four vs. JAX (10/1), **McGuire** ran the ball 10 times for 93 yards (9.3 avg.) and one touchdown. His 69-yard touchdown run marked the first of his career and the longest run by a Jets rookie in franchise history, breaking the previous record by LaMont Jordan vs. OAK (01/06/02).

On the season, **McGuire** currently leads the Jets with a 5.2 yards-per-carry average, good for fourth-best among qualified rookie running backs.

2017 NFL Rookie RB Leaders

Player	Round Drafted	Rushes	Yards	Avg.	Lg
Kareem Hunt (KC)	3	97	609	6.3	69t
Aaron Jones (GB)	5	32	174	5.4	22
Tarik Cohen (CHI)	4	36	194	5.4	46
Elijah McGuire (NYJ)	6	34	176	5.2	69t

29

BILAL POWELL

Week Four vs. JAX (10/1), RB **Bilal Powell** led a Jets rushing attack that combined for 256 yards on the ground, carrying the ball 21 times for 163 yards and one touchdown. On the Jets' second drive of the game, **Powell** scored on a career-long 75-yard touchdown run, marking the longest touchdown run by a Jet since Bruce Harper scored on a 78-yard run vs. ATL (10/23/83). Additionally, **Powell** became the first Jet running back to hit the 100-yard mark in the first half since Thomas Jones rushed for 154 yards in the first half vs. BUF (10/18/09).

Since the start of the 2016 season, **Powell** has registered the fifth-most games with at least 150 scrimmage yards despite ranking 21st in the NFL in touches over that time span with nearly 100 less touches than the next player on the list.

Games with 150+ Yards from Scrimmage Since 2016

Player	No. of 150+ Gms	Touches	Touch Rank
Ezekiel Elliott (DAL)	6	476	1st
Le'Veon Bell (PIT)	6	465	2nd
David Johnson (ARZ)	5	390	7th
Le'Sean McCoy (BUF)	4	398	5th
Bilal Powell (NYJ)	3	253	22nd
Melvin Gordon (SD LAC)	3	388	8th
Jordan Howard (CHI)	3	373	10th
Jay Ajayi (MIA)	3	370	11th
Devonta Freeman (ATL)	3	360	13th



Among qualified running backs, **Powell** ranks 11th in the NFL, averaging 4.7 yards per carry this season. Since 2016, **Powell** ranks second among running backs with at least 100 rush attempts in yards per carry.

NFL Yards Per Carry Leaders Since 2016

Player	Att	Yds	Avg	Lg
Jalen Richard (OAK)	107	619	5.79	75t
Bilal Powell (NYJ)	182	962	5.29	75t
Jordan Howard (CHI)	334	1641	4.91	69
Ty Montgomery (GB)	123	609	4.95	61
Mark Ingram (NO)	247	1213	4.91	75t

44

LAWRENCE THOMAS

While receiving playing time at fullback, **Lawrence Thomas**, who started the 2017 season opener on the defensive line, recorded a 15-yard reception on a third-and-one during the Jets Week Three matchup vs. MIA (9/24). The play took the Jets into the red zone, leading to a one-yard touchdown run by RB **Bilal Powell**. **Thomas** became the first defensive player on the Jets to record a reception since Antonio Cromartie hauled in a pass at JAX (12/09/12). Additionally, **Thomas** became the first Jet ever to catch a pass in a regular season game while wearing No. 90 or above. **Thomas'** versatility extends to special teams, where he has recorded two tackles for the Jets thus far in 2017.

In Week Four vs. JAX (10/1), **Thomas** played on all three units, seeing time at fullback, defensive lineman and on special teams, becoming the first Jet since Sheldon Richardson in 2014 to do so.

DEFENSIVE IMPROVEMENT

Following an 0-2 start, the Jets defense has made improvements in a number of areas including points allowed, third-down defense and opponent QB passer rating. These areas of improvement have played a key role in the Jets winning the last three weeks after limiting MIA, JAX and CLV to 43 combined points.

Category	Games 1-2	Games 3-5	Rk
Points Per Game Allowed	33.0	13.3	3rd
Third Down Conversion Pct. Allowed	55.2%	26.8%	2nd
Passer Rating Allowed	116.2	65.3	t-4th
Completion Pct. Allowed	69.6%	56.0%	3rd
Passing Yards Per Att. Allowed	8.11	5.53	3rd
Opponent TD-Int Ratio	5-1	4-5	-

FIELD POSITION

Through five weeks, the Jets special teams units have ranked toward the top of the AFC in starting field position. On kickoffs, the Jets rank third in the AFC in starting field position (25.6 yard line) and second in the AFC in opposing starting field position (22.7 yard line). The Jets punt coverage unit has also limited opposing starting field position, downing the fourth-most punts (11) in the NFL inside the opponent's 20 yard line.

DEFENSIVE LINE

Week Three vs. MIA (9/24), the Jets defense held MIA to 49 total yards in the first half, marking the fewest yards recorded in a first half by an opponent since vs. KC (12/11/11), when they held them to just four yards. Overall, the Jets defensive line of **Kony Ealy**, **Steve McLendon**, **Mike Pennel**, **Muhammad Wilkerson** and **Leonard Williams** helped limit MIA to 30 rushing yards in the game, the lowest mark since 10/23/16 when they limited BLT to just 11 rushing yards. This marks the 14th game since **Todd Bowles** became the head coach in 2015 that the Jets have held an opponent to less than 70 rushing yards, the second-highest total in the NFL during that span.

PASS DEFENSE

In the 2017 Week One matchup at BUF (9/10), the Jets secondary featured four new players in S **Jamal Adams**, S **Terrence Brooks**, CB **Morris Claiborne** and S **Marcus Maye**. Along with CB **Juston Burris** and CB **Buster Skrine**, the Jets secondary limited BUF's wide receiving corps to just four receptions for 83 yards. Additionally, **Burris** recorded his second-career interception on a tipped pass in the end-zone, returning it 48 yards to the Jets 42-yard line.

Prior to MIA's final drive in the Jets Week Three victory (9/24), the Jets secondary limited the MIA wide receiving corps to just 13 catches on 25 targets. When targeting his top three WRs of Jarvis Landry, DeVante Parker and Kenny Stills, QB Jay Cutler was held to a 46.8 passer rating and was intercepted once by **Brooks**.

Week Four vs. JAX (10/1), the Jets secondary limited Blake Bortles to 140 passing yards and a 52.1 passer rating. The secondary only allowed three wide receivers to catch a pass, holding Jaguars receivers to seven receptions for 70 yards.

Week Five at CLV (10/8), the Jets secondary held CLV receiving corps to 13 catches for 106 yards on 23 targets. When targeting wide receivers, QBs Kevin Hogan and DeShone Kizer combined for a 50.3 passer rating and one interception by CB **Morris Claiborne**.

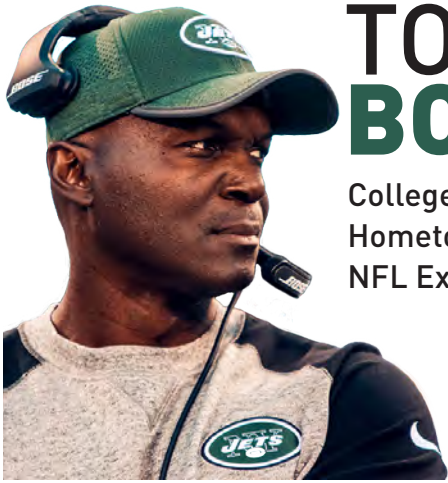
Over the last three weeks, the Jets secondary has limited opposing wide receivers, ranking towards the top of the league in a number of categories despite seeing the fourth-most targets to wide receivers during that time.

Passing Defense Against Wide Receivers

Team	Tgts.	Rk	Cmp. %	Rk	Yds/Att	Rk
CIN	58	16th	44.8%	1st	6.62	11th
NYJ	76	4th	51.3%	2nd	5.21	2nd
SEA	62	13th	51.6%	3rd	5.84	6th
JAX	69	5th	52.2%	t-4th	5.51	4th
BUF	78	3rd	52.6%	t-4th	6.95	12th

RED ZONE DEFENSE

The Jets defense is tied for the league lead in redzone takeaways this season with two interceptions and one fumble. Additionally, the Jets also forced a turnover on downs in the redzone at CLV (10/8). From Weeks Three to Five, the Jets defense has not allowed an opponent to convert a third down in the redzone and has held opposing offenses to only two touchdowns in seven redzone possessions (28.6%).



TODD BOWLES

College: Temple
 Hometown: Elizabeth, NJ
 NFL Experience: 20

UNDER TODD BOWLES

Todd Bowles, the 16th full-time head coach in franchise history, returns for his third season with the Jets following a 5-11 campaign in 2016. Despite tying an NFL record with 75 players used in the regular season - including 49 different starters - **Bowles** oversaw a Jets defense in 2016 that continued to display his defensive prowess in limiting the opponent's rushing attack, allowing just 3.69 yards per carry while holding nine different opposing lead ball carriers to under 3.5 yards per rush.

AREAS OF FOCUS

For **Bowles**, the key to having a successful team comes from executing in four key areas: running the ball, third down, red zone efficiency and turnovers. Through his first two seasons, **Bowles** has seen his defensive unit rank in the top five in the first categories, while finishing in the top half of the league in takeaways.

Rankings from 2015-16

Rushing Defense (Yds/Gm)		3rd in NFL (91.1) NFL Avg. (108.9)
Third Down Defense (%)		4th in NFL (36.4) NFL Avg. (39.3)
Rushing Offense (Yds/Gm)		8th in NFL (114.7) NFL Avg. (108.9)
Big Plays Rushing (Rushes of 10+ Yds)		4th in NFL (106) NFL Avg. (92.1)

NFL COACHING HISTORY

After a decorated eight-year playing career (1986-93), one that included stops at WAS and SF and culminated in a Super Bowl win in 1987, **Bowles** found success working for seven different teams, in varying capacities, both as a secondary coach and as a defensive coordinator.

	2015-PRESENT	HEAD COACH
	2013-14	DEFENSIVE COORDINATOR
	2012	SECONDARY/INTERIM HEAD COACH
	2011	INTERIM HEAD COACH
	2008-11	ASST. HEAD COACH/ SECONDARY
	2005-07	DEFENSIVE BACKS
	2004	SECONDARY
	2001-03	DEFENSIVE NICKEL PACKAGE
	2000	DEFENSIVE BACKS

PRO BOWL(ES)



Over **Bowles'** time in Arizona and New York, eight different players at six different positions have been awarded Pro Bowl honors, including five in his first season as Head Coach: LB John Abraham, RB Chris Ivory, WR Brandon Marshall, DL Calais Campbell, DL **Muhammad Wilkerson**, DL **Leonard Williams**, CB Patrick Peterson and CB Darrelle Revis.



Todd Bowles

PENALTIES

Coach Bowles' Jets have displayed a great deal of poise the past two years, highlighted by the team's ability to avoid penalties. The Jets were tied for the fewest penalties in the NFL during the 2015 and 2016 seasons with 189. The Jets also are tied for 6th in the NFL in fewest penalty yards during that span.

Least Penalized Teams (Since 2015)

Team	Penalties	Rank	Yards	Rank
MIN	223	1st	1,992	7th
NYG	224	2nd	1,945	3rd
CAR	225	3rd	1,955	4th
NYJ	228	t-4th	1,997	6th
NE	228	t-4th	2,031	10th



HISTORICAL CONTAINMENT

Opposing rushing attacks have been limited in contests against the Jets under **Bowles**. Since becoming the Head Coach of the Jets, **Bowles'** defense has set the franchise record for an opponent's rushing yards on three separate occasions, including the current record of 11 yards in a game against BLT (10/23/16).

New York Jets Record for Opposing Rushing Yards

Opponent	Yards Allowed	Date
BLT	11	10/23/16
MIA	12	11/29/15
NE	16	10/25/15



CONTROLLING THE GROUND

During **Bowles'** tenure, the Jets have ranked near the top of the NFL in numerous offensive and defensive rushing categories. Over the 2015-16 seasons, the Jets rank fourth in big plays rushing, logging 106 rushes of 10+ yards (nearly 14 plays more than the league average). Additionally, the Jets rank fourth with 98.1 rushing yards/game and fourth in rushing average with 3.79 yards/carry.

Top Rushing Defenses (Since 2015)

Team	Yds/G	Rk	Avg	Rk	TDs	Rk
CAR	88.6	1st	3.91	7th	25	t-9th
SEA	92.6	2nd	3.68	t-1st	30	21st
ARZ	93.3	3rd	3.68	t-1st	28	t-17th
NE	97.8	4th	4.07	12th	18	2nd
NYJ	98.1	5th	3.79	4th	19	3rd



Games of 70-or-Less Rush Yards Allowed (Since 2015)

Team	No. of Games
CAR	17
SEA	15
NYJ	14

Since becoming head coach in 2015, the Jets have maintained a home-field advantage at MetLife Stadium, where they've held opponents to only 72.7 rushing yards per game. Of the 14 games that the Jets have kept opponents under 70 yards on the ground, nine of them have come at home, including Week Three this season when the Jets held MIA to 30 yards rushing (9/24).

AWARD TOUR



AP

Despite key injuries in 2014, including losses to four starters, **Bowles'** defense in Arizona succeeded in allowing the fifth-fewest points in the NFL (18.7) and producing the seventh-most interceptions by season's end. **Bowles'** efforts earned him the distinction of the *Associated Press* Assistant Coach of the Year and the *Pro Football Writers Association* Assistant Coach of the Year, respectively.



MIKE CALDWELL

ASSISTANT HEAD COACH | INSIDE LINEBACKERS




Mike Caldwell returns for his third season as the team's assistant head coach | inside linebackers coach after joining Head Coach **Todd Bowles'** staff from the outset in 2015, guiding a group that last year saw 2016 first-round draft choice **Darron Lee** post 40 of his 76 tackles as a starter over the season's final six games. His charges were part of a defense that allowed just 3.69 yards per carry to opposing ball carriers, the fourth lowest average in the league, as the Jets were one of just five teams to surrender 91 or fewer rushing yards in a game 10 times, despite facing six of the top-10 running backs in rushing yards.

In his first season with the Jets (2015), **Caldwell's** unit was part of a defense that helped to set a franchise record with just 83.4 rushing yards per game allowed, as two of his linebackers, David Harris and **Demario Davis**, finished first and second on the team in total tackles with 128 and 118, respectively.

Prior to joining the Jets, **Caldwell** oversaw an ARZ linebacker group that contributed to a defense (coordinated by **Bowles**) that ranked fifth in points allowed per game in 2015 (18.7) despite the key losses of inside linebackers Karlos Dansby (free agency) and Daryl Washington (injury).

BRANT BOYER

SPECIAL TEAMS COORDINATOR



Brant Boyer returns for his second season as the special teams coordinator after initially joining Head Coach **Todd Bowles'** staff in 2016.

In his first season, kicker Nick Folk connected on 87.1% of his field goal attempts, tied for the sixth best in the league last season and the fourth highest mark in team history. Additionally, seventh-round rookie punter **Lachlan Edwards** matched a team rookie record with 75 punts.

Boyer joined the Jets after a four-year tenure in IND (2012-15), where he aided a special teams unit that ranked in the top 10 league-wide during that span in net punting average (third), kickoff return average (fourth), kickoff touchbacks (fourth) and field goal percentage (seventh), despite using three different players as primary punt returners and four different kick returners in his four seasons.

JOHN MORTON

OFFENSIVE COORDINATOR



John Morton was named the Jets offensive coordinator on January 31st, joining the team after 15 seasons in the NFL, the last two with NO as the team's wide receivers coach.

Over the last two seasons, NO wide receivers led the NFL with 507 receptions and 6,682 yards. Of that total, all but 49 receptions and 444 yards came from wide receivers with three or fewer years of experience. Under **Morton**, wide receivers Brandin Cooks and Michael Thomas each produced 1,100-yard seasons, while Cooks, Thomas, Willie Snead IV and Brandon Coleman all produced multiple touchdowns in each of their seasons under **Morton** despite all having three-or-fewer years of NFL experience.

Before his return to NO, **Morton** worked in SF coaching wide receivers (2011-14) for a team that reached the Super Bowl XLVII (2012) and the playoffs in three out of his four years. During that span, both wide receivers Anquan Boldin (2013-14) and Michael Crabtree (2012) produced 1,000-yard seasons. In addition to Boldin and Crabtree, three other players produced multiple touchdown seasons under him.

KACY RODGERS

DEFENSIVE COORDINATOR



Kacy Rodgers returns for his third season as the Jets defensive coordinator after leading a 2016 defense that saw the rushing defense allow just 3.69 yards per carry, the fourth lowest average in the league, continuing the group's success against the run. Over his two seasons as defensive coordinator, **Rodgers'** group has held opposing runners to just 91.1 yards per game, the third fewest in the league during that span. Opposing ball carriers have gained just 3.64 yards per carry, the second best in the league.

In his first season as defensive coordinator (2015), **Rodgers'** unit registered 30 takeaways, increasing the team's total by 17 from the previous season, tying for the third most in the league and the most since the team recorded 31 in 2011. As a whole, the defense ranked in the top 10 in five major defensive categories, including points (No. 9), total defense (No. 4), rushing defense (No. 2), third downs (No. 3) and red zone (No. 1).

Prior to joining the Jets, **Rodgers** spent seven seasons coaching the defensive line in MIA. During his tenure, the MIA defense totaled 287 sacks, third most in the league during that span, and ranked in the top 10 in opponents' rushing average (4.02 yards per carry) and rushing touchdowns allowed (80). In 2014, the MIA defensive line produced 30.5 of the team's 39.0 sacks, the third consecutive season that it accounted for over 70% of the team's total.



Coaching Capsules

TIM ATKINS

DEFENSIVE QUALITY CONTROL



Tim Atkins returns for his second season as the team's defensive quality control coach after initially joining Head Coach **Todd Bowles'** staff in 2016.

Prior to joining the Jets, **Atkins** worked with CLV charting games for two seasons (2014-15) and as a defensive assistant with BUF for two seasons (2011-12). Before joining BUF, he spent time in a variety of roles, including defensive quality control for the Florida Tuskers of the UFL, graduate assistant at Florida Atlantic University, defensive assistant for MIA and wide receivers coach (2005) and safeties coach (2004) at Whittier College after breaking in as an assistant defensive backs coach with Hamilton (AZ) HS.

JEREMY BATES

QUARTERBACKS



Jeremy Bates was named quarterbacks coach on February 8th, 2017, marking his return to the Jets, whom he coached for in 2005. For **Bates**, the position marks his first in the NFL since 2012 when he coached quarterbacks with CHI.

Prior to his time in CHI, **Bates** spent one season as the offensive coordinator for SEA, overseeing an offense that averaged 31.5 points in the postseason.

Between NFL positions, **Bates** spent one season at the University of Southern California, where he worked with Jets Offensive Coordinator **John Morton** (then the USC offensive coordinator/wide receivers coach) as the school's assistant head coach/quarterbacks coach.

ROBBY BROWN

DEFENSIVE ASSISTANT



Robby Brown returns for his third season with the Jets and his first as a defensive assistant, making the move to the other side of the ball after two years as the team's offensive quality control coach.

Prior to joining the Jets, **Brown** coached in the collegiate ranks for 10 seasons, working at South Alabama, Northwestern State, Valdosta State, Henderson State, Southwest Baptist and Troy. As offensive coordinator for Valdosta State in 2012, **Brown** helped the team capture the NCAA Division II National Championship, while averaging 469 yards and scoring 40 points per game.

DAVID DIAZ-INFANTE

ASSISTANT OFFENSIVE LINE



David Diaz-Infante returns for his second season with the Jets, and his third straight year with the club after he spent time as a training camp intern (2015).

Last season, **Diaz-Infante** coached an offensive line that saw nine different starters, including multiple starters at four of the five positions as four projected starters finished the year on injured reserve. Despite the turnover, the line helped blocked for an offense that finished in the top half of the league in both rushing yards (12th) and sacks allowed (t-16th).

Prior to his time with the Jets, **Diaz-Infante** served as an offensive assistant with ARZ for two seasons (2013-14), working on the same coaching staff as **Bowles**, who was the defensive coordinator at the time.

KARL DORRELL

WIDE RECEIVERS



Karl Dorrell returns for his third season as the Jets wide receivers coach, marking his 28th season coaching at either the collegiate and professional level.

Last season, following an injury to Eric Decker, **Dorrell** would get increased contributions from **Quincy Enunwa**, who established career bests in every category and led the team in receiving yards and receiving touchdowns. Undrafted rookie wide receiver **Robby Anderson** finished with the sixth most receiving yards among rookie wide receivers in 2016 and finished seventh in franchise history for most receiving yards by a rookie, becoming the first Jets receiver with multiple touchdown receptions of 40+ yards since 2010.

In his first season with the Jets (2015), **Dorrell** oversaw a record-setting receiving group led by Brandon Marshall, who earned Pro Bowl recognition after posting franchise marks with 109 receptions (fourth in the league), 1,502 yards (fourth) and 14 receiving touchdowns (tied for first). Additionally, Decker and Marshall would combine for the most receptions and receiving touchdowns of any wide receiver duo in Jets history while finishing second in team annals in total receiving yards. The pair also logged touchdowns in the same game nine times, besting the previous NFL record established in 1998.



LA'ROI GLOVER

ASSISTANT DEFENSIVE LINE



La'Roi Glover was named assistant defensive line coach this off-season after seven years of experience working in the NFL and a 13-year playing career that saw him selected to multiple Pro Bowls.

Prior to joining the Jets, **Glover** spent seven seasons working as the Director of Player Programs for SL | LA. In that role he was responsible for assisting players with their transition into professional football and the development of programs to address off-the-field matters.

Glover spent 13 seasons as a defensive tackle in the league, playing in 193 games, that included 191 consecutive to finish his career, for OAK (1996), NO (1997-2001), DAL (2002-05) and SL (2006-08). He amassed 83.5 sacks during his career and was selected to six consecutive Pro Bowl teams, while also receiving All-Pro recognition four times. He was a first-team selection for the 2000s All-Decade team. During the 2000 season, **Glover** led the league with 17.0 sacks, the second most in league history among defensive tackles, and was named NFL Alumni Defensive Lineman of the Year as well as NFC Defensive Player of the Year.

KEVIN GREENE

OUTSIDE LINEBACKERS



Kevin Greene joined the New York Jets staff as the team's outside linebackers coach on January 28th, 2017, his second coaching position in the NFL following a 15-season, Hall-of-Fame playing career.

Prior to joining the Jets, **Greene** spent five seasons with GB as their outside linebackers coach. In those five seasons, GB produced 203.0 sacks, the fourth most in the league, while linebacker Clay Matthews produced 50.0 total sacks, the third most of any player and the most among any outside linebackers. Additionally, nine different outside linebackers produced multi-sack seasons for GB under **Greene**, including five rookies.

As a 3-4 outside linebacker during his playing career, **Greene** played for four different teams – LAN, PIT, CAR and SF – and notched 160.0 career sacks, the third most in league history and the most by a linebacker. A five-time Pro Bowl selection and three-time All-Pro selection, **Greene** registered 10 double-digit sack seasons and led his team in sacks 11 times while leading the league twice. He played in six conference championship games and one Super Bowl (XXX) and was inducted into the Pro Football Hall of Fame in 2016.

JEFF HAMMERSCHMIDT

ASSISTANT SPECIAL TEAMS



Jeff Hammerschmidt returns for his second season as the assistant special teams coach. He initially joined the staff with Special Teams Coordinator **Brant Boyer** in 2016, his first season in the NFL after a 24-year career coaching in the collegiate ranks.

In **Hammerschmidt's** first season, kicker Nick Folk connected on 87.1% of his field goal attempts, tied for the sixth best in the league last season and the fourth-highest mark in team history. Additionally, seventh-round rookie punter **Lachlan Edwards** matched a team-rookie record with 75 punts.

Prior to joining the Jets, **Hammerschmidt** served as a special teams coordinator for his alma mater Arizona (2008-11) before working in the same capacity at Colorado State (2012-15). In his time with the Rams, both the punter and kicker received honorable mention all-conference honors. Throughout his career, **Hammerschmidt** has coached every level of the defense (secondary, linebackers and defensive line) while also serving as a defensive coordinator for Southern Utah (1996-97), Saint Mary's (2000-02) and Montana (2003-04). He began his coaching career in 1992 as a graduate assistant at Arizona and has since worked with a handful of current and former NFL players, including Kris Dielman, Adewale Ogunleye, Antwaan Randle El and Brooks Reed.

JIMMIE JOHNSON

TIGHT ENDS



Jimmie Johnson returns for his third season as the Jets tight ends coach, originally joining the staff in 2015. In two seasons under **Johnson**, the tight ends have helped block for a rushing attack that has produced 114.7 yards per game, the eighth best average in the league.

Last season (2016), in-season waiver claim **Austin Seferian-Jenkins** posted eight of his 10 catches with the Jets over his final five contests.

Prior to joining the Jets, **Johnson** spent eight seasons as the MIN tight ends coach, utilizing a variety of different players in his time there. During his time in MIN, four different tight ends led the group in receptions, including Jermaine Wiggins (2006), Visanthe Shiancoe (2007-11), Kyle Rudolph (2012) and John Carlson (2013). Under **Johnson**, Shiancoe posted 208 catches for 2,424 yards and 24 touchdowns in five seasons, despite amassing just 35 catches for 253 yards and three touchdowns in the four seasons prior to joining MIN. In his final two seasons with **Johnson**, Rudolph, a former second-round selection, posted 12 touchdowns. Although he missed eight games in those two seasons, Rudolph's 12 touchdowns tied for the fifth-most among tight ends in the NFL. In their time under **Johnson**, MIN tight ends also excelled in the red zone, producing 36 touchdowns on just 75 targets, or almost half a touchdown per target, the best in the league.



Coaching Capsules

MICK LOMBARDI

OFFENSIVE ASSISTANT | ASSISTANT QUARTERBACKS



Mick Lombardi was named as an offensive assistant | assistant quarterbacks coach on Head Coach **Todd Bowles'** staff on February 7th, 2017. Lombardi joins the Jets after spending the last four years working with SF in a variety of roles.

This season marks **Lombardi's** seventh season in the NFL after previously working with both SF and NE. With SF, **Lombardi** worked on both sides of the ball as an offensive quality control coach (2016) and offensive assistant (2014) and as a defensive assistant (2015) working with the defensive backs. He joined SF in 2013 as an assistant to Head Coach Jim Harbaugh.

Prior to his time with SF, **Lombardi** spent two seasons with NE, first as a scouting assistant (2011) and then as a scouting and coaching assistant (2012), working with the offense.

STEVE MARSHALL

OFFENSIVE LINE



Steve Marshall returns for his third season as the Jets offensive line coach, his 37th season coaching football and 10th in the NFL. Last season, **Marshall** coached an offensive line that saw nine different starters, including multiple starters at four of the five positions as four projected starters finished the year on injured reserve. Despite the turnover, the line helped blocked for an offense that finished in the top half of the league in both rushing yards (12th) and sacks allowed (t-16th).

In his first season (2015), **Marshall's** offensive line ranked in the top 10 in the league in sacks allowed, helping quarterback Ryan Fitzpatrick and running back Chris Ivory both establish career-best seasons as Fitzpatrick set a franchise record for most passing touchdowns (31) and Ivory earned Pro Bowl honors after gaining an AFC-leading 1,070 yards rushing.

Prior to the Jets, **Marshall's** lines helped two quarterbacks, Derek Anderson (CLV, 2007) and Aaron Rodgers (GB, 2014) earn Pro Bowl appearances. In CLV, he helped rookie first-round draft choice offensive tackle Joe Thomas earn Pro Bowl honors in his first two seasons, adding All-Pro recognition in his second, while his lines paved the way for running back Jamal Lewis to gain over 1,000 yards each year.

DAYLON McCUTCHEON

ASSISTANT DEFENSIVE BACKS



Daylon McCutcheon returns for his third season as the Jets assistant defensive backs coach after making his NFL coaching debut in 2015.

Since 2015, the Jets secondary has ranked in the top 10 in both passing defense and completion percentage allowed. Last season, the Jets improved from the league's lowest-ranked passing defense, allowing 302.1 yards per contest over the first eight weeks, to the league's second-ranked passing defense, allowing just 207.5 yards per game.

In his first full season with the Jets (2015), the defensive backs produced all 18 of the team's interceptions (fifth-most in the NFL), and held opposing quarterbacks to the lowest completion percentage in the league (57.1 percent) and the sixth-lowest quarterback ranking (79.0).

McCutcheon returned to the Jets after spending the 2013 training camp as a minority coaching intern, working with the defense. Prior to returning to the Jets, he assisted ARZ in the same capacity during the 2014 training camp, working with **Todd Bowles**, **Mike Caldwell** and the ARZ defense.

STUMP MITCHELL

RUNNING BACKS



Lyvonnia "Stump" Mitchell joined the staff as the team's running backs coach on February 1st, 2017, marking his 16th season coaching running backs in the NFL.

Prior to joining the Jets, **Mitchell** spent nine seasons in SEA (1999-2007), two seasons in WAS (1998-99) and the last four seasons in ARZ (2013-16), turning an ARZ rushing attack that ranked 24th or worse each season from 2005-2012, including 32nd four times, to a top 10 rushing offense over the last two seasons.

Under **Mitchell**, four different backs — Ricky Watters (1999-00), Shaun Alexander (2001-05), Clinton Portis (2008) and David Johnson (2016) — have gained 1,000 yards rushing in a season, while Andre Ellington produced 1,000 scrimmage yards in each of his first two NFL seasons (2013-14). Additionally, Alexander (five times) and Johnson (each of the last two seasons) have produced 10 or more scrimmage touchdowns in a season, including Alexander's then-NFL record 28 in 2005 and Johnson's league-leading 20 last season. He has helped produce five Pro Bowl players: Alexander, Johnson, Portis, as well as fullbacks Mack Strong and Mike Sellers.



ROBERT NUNN

DEFENSIVE LINE



Robert Nunn was named the defensive line coach for the Jets on January 31st, 2017, his 18th season as a coach in the NFL and his 30th season coaching football.

Prior to the Jets, **Nunn** worked with CLV (2016), NYG (2010-15), TB (2009), GB (2005-08), MIA (2001-02, 04) and WAS (2003). He has been part of six top-10 defenses for three different teams, while 19 different players have produced at least 5.0 sacks in a season under him. Of those 19, 11 matched or established their single-season career bests while coached by him. Among the players coached by **Nunn** in the NFL are Hall of Famers Bruce Smith, who broke the NFL career sacks record under him in 2003, and Jason Taylor, who established a single-season best 18.5 sacks in 2002, as well as Jason Pierre-Paul and Justin Tuck, both of whom registered multiple 10+ sack seasons with him.

Before entering the coaching ranks in the NFL, **Nunn** spent 12 years coaching at the collegiate level, including eight seasons as the head coach (1992-99) at Georgia Military College in Milledgeville, GA after spending his first season at the school (1991) as the defensive coordinator. Among his other stops were coaching defensive ends at Tennessee, where he coached current Jets defensive coordinator **Kacy Rodgers**, and one season as the defensive line coach at Northeastern Oklahoma A&M College (1988).

DENNARD WILSON

DEFENSIVE BACKS



Dennard Wilson joined the Jets staff as the team's defensive backs coach on January 18th, 2017 after five seasons with SL/LA.

With the Rams, **Wilson** held the defensive backs coaching position for the last two seasons, overseeing a passing defense that improved from 23rd in 2015 to ninth overall in 2016. Since 2015, cornerback Trumaine Johnson has picked off eight passes, tied for the fifth most in the league and third most among corners. Before spending the last two seasons as the defensive backs coach, **Wilson** worked as the SL defensive quality control coach after joining the team in 2012.

Wilson entered the NFL coaching ranks with SL after four years as a pro scout with CHI, evaluating pro players and scouting opponents.

JASON VRABLE

OFFENSIVE ASSISTANT



Jason Vrable was named to the staff as an offensive assistant on February 7th, 2017. Vrable joins the Jets after spending the previous four seasons with BUF.

In BUF, **Vrable** spent the first three seasons as offensive quality control coach before being promoted to assistant quarterbacks coach. He assumed the role of interim running backs coach following Anthony Lynn's promotion to offensive coordinator in Week Three. Since Week Three, BUF running backs Mike Gillislee (5.71) and LeSean McCoy (5.67) led all qualifying NFL runners in rushing average as the pair also accounted for 23 total touchdowns as part of a BUF offense that finished first in the league in rushing yards per game.

Prior to entering the NFL coaching ranks, **Vrable** spent two seasons at Syracuse, first working as an assistant to the wide receivers coach and then as an assistant to the quarterbacks coach. Following his time with the Orange, **Vrable** spent two seasons at the University of Charleston as the school's offensive coordinator and quarterbacks coach, as the school led its conference in total offense and rushing offense.



Building the Jets

21**DRAFT SELECTIONS**

Year	Player	Draft Round
2011	Muhammad Wilkerson	1
	Bilal Powell	4
	Jeremy Kerley ¹	5
2012	Demario Davis ²	3
2013	Brian Winters	3
2014	Dakota Dozier	4c
2015	Leonard Williams	1
	Bryce Petty	4
2016	Darron Lee	1
	Christian Hackenberg	2
	Jordan Jenkins	3
	Juston Burris	4
	Brandon Shell	5
	Lachlan Edwards	7a
	2017	Jamal Adams
Marcus Maye	2	
ArDarius Stewart	3	
Chad Hansen	4	
Jordan Leggett	5a	
Elijah McGuire	6a	
Derrick Jones	6c	

¹Re-signed in 2017 | ²Re-acquired via trade in 2017

5**UNDRAFTED FREE AGENTS**

Year	Player
2013	Rontez Miles
2014	Brent Qvale
2016	Robby Anderson
	Jalin Marshall
	Lawrence Thomas

9**TRADE | WAIVER CLAIMS**

Year	Player	Previous Team
2013	Ben Ijalana	(W-IND)
2014	Wesley Johnson	(W-PIT)
2016	Mike Pannel	(W-GB)
	Darryl Roberts	(W-NE)
	Austin Seferian-Jenkins	(W-TB)
	Terrence Brooks	(T-PHI)
2017	Kony Ealy	(W-NE)
	Thomas Hennessy	(T-IND)
	Jermaine Kearse	(T-SEA)

18**FREE AGENTS**

Year	Player	How Acquired
2015	James Carpenter	(UFA-SEA)
	Josh Martin	(FA)
	Buster Skrine	(UFA-CLV)
2016	Julian Stanford	(FA)
	Bruce Carter	(FA)
	Matt Forté	(UFA-CHI)
2017	Steve McLendon	(UFA-PIT)
	Eric Tomlinson	(FA)
	David Bass	(FA)
	Kelvin Beachum	(UFA-JAX)
	Freddie Bishop	(FA)
	Travaris Cadet	(FA)
	Chandler Catanzaro	(FA)
	Morris Claiborne	(UFA-DAL)
Obum Gwacham	(FA)	
Jonotthan Harrison	(UFA-IND)	
Josh McCown	(FA)	
Ed Stinson	(FA)	

11**RESERVE | INJURED**

Player	How Acquired	Year
Dylan Donahue	Drafted (5th)	2017
Quincy Enunwa	Drafted (6th)	2014
Brisly Estime	Undrafted Free Agent	2017
Chris Gragg	Free Agent	2017
Anthony Johnson	Free Agent	2016
Bryson Keeton	Undrafted Free Agent	2016
Lorenzo Mauldin	Drafted (3rd)	2015
Doug Middleton	Undrafted Free Agent	2016
Charone Peake	Drafted (7b)	2016
Edmond Robinson	Claimed (MIN)	2017
Devin Smith	Drafted (2nd)	2015

1**RESERVE | NON-FOOTBALL INJURY**

Player	How Acquired	Year
Jeremy Clark	Drafted (6th)	2017

Roster Breakdown



ROSTER COMPARISON

	2017	2016
Rookies and First-Year Players	12	14
Players with Three-Years-or-Less of NFL Experience	30	27
Players Ages 30-or-Older	3	12
Players Drafted by the Jets	22	21
Average Age of Roster	25.7	26.2
Average Years of NFL Experience on Roster	3.7	4.4



ROSTER NOTABLES

No. of First-Round Draft Picks (Drafted By): 6

Jamal Adams (NYJ), James Carpenter (SEA), Morris Claiborne (DAL), Darron Lee (NYJ), Muhammad Wilkerson (NYJ), Leonard Williams (NYJ)

No. of Second-Round Draft Picks (Drafted By): 7

Bruce Carter (DAL), Kony Ealy (CAR), Matt Forté (CHI), Christian Hackenberg (NYJ), Ben Ijalana (IND), Marcus Maye (NYJ), Austin Seferian-Jenkins (TB)

No. of Third-Round Draft Picks (Drafted By): 6

Terrence Brooks (BLT), Demario Davis (NYJ), Jordan Jenkins (NYJ), Josh McCown (ARZ), ArDarius Stewart (NYJ), Brian Winters (NYJ)

No. of Fourth-Seventh-Round Draft Picks (Drafted By): 18

David Bass (OAK), Kelvin Beachum (PIT), Juston Burris (NYJ), Dakota Dozier (NYJ), Lachlan Edwards (NYJ), Obum Gwacham (SEA), Chad Hansen (NYJ), Wesley Johnson (PIT), Derrick Jones (NYJ), Jeremy Kerley (NYJ), Jordan Leggett (NYJ), Elijah McGuire (NYJ), Bryce Petty (NYJ), Bilal Powell (NYJ), Darryl Roberts (NE), Brandon Shell (NYJ), Buster Skrine (CLV), Ed Stinson (ARZ)

No. of Undrafted Players (Original Team): 16

Robby Anderson (NYJ), Freddie Bishop (DET), Travaris Cadet (NO), Chandler Catanzaro (ARZ), Jonotthan Harrison (IND), Thomas Hennessy (IND), Jermaine Kearse (SEA), Jalin Marshall (NYJ), Josh Martin (KC), Steve McLendon (PIT), Rontez Miles (NYJ), Mike Pennel (GB), Brent Qvale (NYJ), Julian Stanford (JAX), Lawrence Thomas (NYJ), Eric Tomlinson (PHI)



ROSTER SUPERLATIVES

Longest Tenured Jet	7	Bilal Powell, Muhammad Wilkerson
Youngest Player	21	Jamal Adams
Oldest Player	38	Josh McCown
Most Experience	15	Josh McCown
Tallest Player	6-7	Brent Qvale
Shortest Player	5-9	Buster Skrine, Jeremy Kerley
Furthest Away From Home (in miles)	10,333	Lachlan Edwards (Melbourne, Australia)

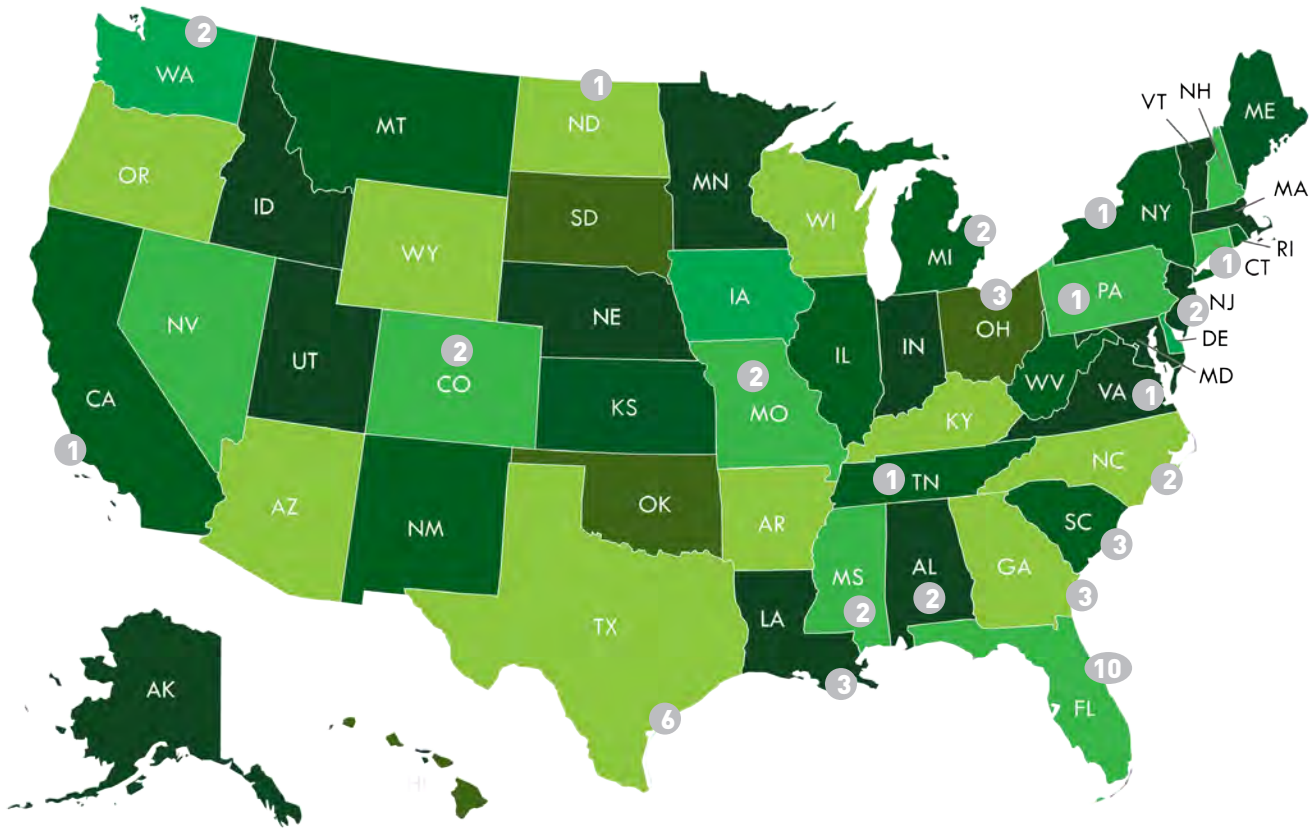


NOTABLE NUMBERS

States represented on roster	22	
State with most players on roster	10	Florida
School with most players on roster	3	Clemson
Players from New Jersey on the roster	2	Ben Ijalana, Muhammad Wilkerson
Players from New York on the roster	1	Thomas Hennessy
Coaches who played in the NFL	12	Todd Bowles, Brant Boyer, Mike Caldwell, Karl Dorrell, La'Roi Glover, Kevin Greene, Jeff Hammerschmidt, Jimmie Johnson, Daylon McCutcheon, Steve Mitchell, John Morton, Dennard Wilson
National Champions on the roster	7	Terrence Brooks, James Carpenter, Darron Lee, Jordan Leggett, Jalin Marshall, ArDarius Stewart, Ed Stinson



Hometown Breakdown



10 FLORIDA

Robby Anderson	Fort Lauderdale
Terrence Brooks	Dunnellon
Travaris Cadet	Miami
Jonotthan Harrison	Groveland
Jordan Leggett	Navarre
Marcus Maye	Melbourne
Bital Powell	Lakeland
Darryl Roberts	Lakeland
Ed Stinson	Homestead
Leonard Williams	Daytona Beach

6 TEXAS

Jamal Adams	Lewisville
Kelvin Beachum	Mexia
Jeremy Kerley	Austin
Josh McCown	Jacksonville
Bryce Petty	Midlothian
Eric Tomlinson	Klein

3 GEORGIA

James Carpenter	Augusta
Jordan Jenkins	Hamilton
Buster Skrine	Woodstock

3 LOUISIANA

Morris Claiborne	Shreveport
Matt Forté	Lake Charles
Elijah McGuire	Houma

3 OHIO

Darron Lee	New Albany
Jalin Marshall	Middletown
Brian Winters	Hudson

3 SOUTH CAROLINA

Chandler Catanzaro	Greenville
Dakota Dozier	West Columbia
Brandon Shell	Goose Creek

2 ALABAMA

Steve McLendon	Ozark
ArDarius Stewart	Fultondale

2 COLORADO

Josh Martin	Aurora
Mike Pennel	Denver

2 MICHIGAN

Freddie Bishop	Inkster
Lawrence Thomas	Detroit

2 MISSISSIPPI

Demario Davis	Collins
Derrick Jones	Europa

2 MISSOURI

David Bass	St. Louis
Kony Ealy	St. Louis

2 NEW JERSEY

Ben Ijalana	North Brunswick
Muhammad Wilkerson	Linden

2 NORTH CAROLINA

Juston Burris	Raleigh
Bruce Carter	Havelock

2 WASHINGTON

Jermaine Kearse	Lakewood
Austin Seferian-Jenkins	Fox Island

1 CALIFORNIA

Chad Hansen	Fillmore
-------------	----------

1 CONNECTICUT

Julian Stanford	Bloomfield
-----------------	------------

1 NEW YORK

Thomas Hennessy	Baronia
-----------------	---------

1 NORTH DAKOTA

Brent Qvale	Williston
-------------	-----------

1 PENNSYLVANIA

Rontez Miles	Braddock
--------------	----------

1 TENNESSEE

Wesley Johnson	Nashville
----------------	-----------

1 VIRGINIA

Christian Hackenberg	Palmyra
----------------------	---------

2 INTERNATIONAL

Lachlan Edwards	Hastings, Australia
Obum Gwacham	Onitsha, Nigeria

Personnel Moves



JANUARY

Pos	Player Coach	Transaction
2	DL Kenny Anunike	Signed, Reserve Future
	WR Darius Jennings	Signed, Reserve Future
	FB Chris Swain	Signed, Reserve Future
	DL Claude Pelon	Signed, Reserve Future
	TE Jason Vander Laan	Signed, Reserve Future
3	Chan Gailey	Retired
	Mark Collins	Informed he will not return
	Joe Danna	Informed he will not return
	Pepper Johnson	Informed he will not return
	Kevin Patullo	Informed he will not return
	Marcel Shipp	Informed he will not return
4	K Ross Martin	Signed, Reserve Future
5	LS Zach Triner	Signed, Reserve Future
11	WR Myles White	Signed, Reserve Future
	FB Julian Howsare	Signed, Reserve/Future
	WR Deshon Foxx	Signed, Reserve Future
14	LB Frank Beltre	Signed, Reserve Future
16	DL Mike Pennel	Claimed (GB)
17	G Brian Winters	Signed, Contract Extension
18	LB Jeff Luc	Signed, Reserve Future
23	WR Frankie Hammond	Signed, Reserve Future

FEBRUARY

Pos	Player Coach	Transaction
7	LS Josh Latham	Signed, Free Agent
8	T Jeff Adams	Signed, Free Agent
23	K Nick Folk	Released
	T Breno Giacomini	Released
25	C Nick Mangold	Released

MARCH

Pos	Player Coach	Transaction
3	WR Brandon Marshall	Released
9	LB Corey Lemioner	Re-Signed, Unrestricted Free Agent
	LB Josh Martin	Re-Signed, Unrestricted Free Agent
	CB Darrelle Revis	Released
	RB Khiry Robinson	Released
11	T Kelvin Beachum	Signed, Unrestricted Free Agent (JAX)
	K Chandler Catanzaro	Signed, Free Agent
	LS Tanner Purdum	Re-Signed, Unrestricted Free Agent
20	CB Morris Claiborne	Signed, Unrestricted Free Agent (DAL)
22	QB Josh McCown	Signed, Free Agent
	DL Mike Pennel	Re-Signed, Free Agent
23	WR Quinton Patton	Signed, Unrestricted Free Agent (SF)
24	T Ben Ijalana	Re-Signed, Unrestricted Free Agent
28	C Jonotthan Harrison	Signed, Free Agent

APRIL

Pos	Player Coach	Transaction
6	TE Brian Parker	Signed, Free Agent
7	CB John Ojo	Signed, Free Agent
13	C Wesley Johnson	Re-Signed, Restricted Free Agent
14	LB Julian Stanford	Released
17	LB Julian Stanford	Re-Signed, Free Agent
	CB Marcus Williams	Re-Signed, Restricted Free Agent
26	RB Brandon Burks	Waived
	WR Darius Jennings	Waived
	LS Josh Latham	Waived
	LB Jeff Luc	Waived
	DL Julien Obioha	Waived
27	S Jamal Adams	Selected in the NFL Draft (1st)
	DL Kenny Anunike	Waived
28	S Marcus Maye	Selected in the NFL Draft (2)
	WR ArDarius Stewart	Selected in the NFL Draft (3)
29	WR Chad Hansen	Selected in the NFL Draft (4)
	TE Jordan Leggett	Selected in the NFL Draft (5a)
	LB Dylan Donahue	Selected in the NFL Draft (5b)
	RB Elijah McGuire	Selected in the NFL Draft (6a)
	CB Jeremy Clark	Selected in the NFL Draft (6b)
	CB Derrick Jones	Selected in the NFL Draft (6c)

MAY

Pos	Player Coach	Transaction
3	OL Alex Balducci	Claimed (SF)
4	LB Bruce Carter	Re-Signed, Unrestricted Free Agent
	S Marcus Gilchrist	Released
	CB Nick Marshall	Waived
	FB Chris Swain	Waived
5	LB Austin Calitro	Signed, Undrafted Free Agent
	CB Xavier Coleman	Signed, Undrafted Free Agent
	WR Brisly Estime	Signed, Undrafted Free Agent
	FB Anthony Firkser	Signed, Undrafted Free Agent
	DL Patrick Gamble	Signed, Undrafted Free Agent
	LB Connor Harris	Signed, Undrafted Free Agent
	T Javarius Leamon	Signed, Undrafted Free Agent
8	OL Chris Bordelon	Signed, Undrafted Free Agent
	OL Ben Braden	Signed, Undrafted Free Agent
	OL Donald Hawkins	Waived
	WR Gabe Marks	Signed, Undrafted Free Agent
	CB John Ojo	Waived
	LS Zach Triner	Waived
9	WR KD Cannon	Claimed (SF)
	WR Deshon Foxx	Waived
15	LB Austin Calitro	Waived
	LB Jevaris Jones	Signed, Undrafted Free Agent
22	WR Deshon Foxx	Signed, Free Agent



Personnel Moves

MAY (cont.)

Pos	Player Coach	Transaction
23	WR Devin Smith	Placed on IR
30	TE Braedon Bowman	Waived
	DB Corey White	Signed, Free Agent

JUNE

Pos	Player Coach	Transaction
1	LB Demario Davis	Acquired via Trade (CLV)
	S Calvin Pryor	Traded (CLV)
2	LB Jevaris Jones	Waived
	S Shamarko Thomas	Signed, Free Agent
5	WR Quinton Patton	Placed on IR
	WR Devin Street	Signed, Free Agent
6	LB David Harris	Released
8	WR Quinton Patton	Released
9	LB Spencer Paysinger	Signed, Free Agent
12	LB Randell Johnson	Waived
13	RB Jordan Todman	Signed, Free Agent
	WR Eric Decker	Released
20	WR Marquess Wilson	Signed, Free Agent

JULY

Pos	Player Coach	Transaction
26	WR Lucky Whitehead	Claimed (DAL)
	WR Devin Street	Waived
27	RB Marcus Murphy	Claimed (NO)
	RB Brandon Wilds	Waived
29	TE Chris Gragg	Signed, Free Agent
	WR KD Cannon	Waived
30	CB Bryson Keeton	Placed on IR
	CB David Rivers	Signed, Free Agent

AUGUST

Pos	Player Coach	Transaction
4	DL Brandin Bryant	Placed on IR
	WR Bruce Ellington	Claimed (SF)
	DL Jeremy Faulk	Signed, Undrafted Free Agent
	TE Brian Parker	Placed on IR
	DL Devon Still	Signed, Free Agent
	DB Corey White	Placed on IR
6	FB Algernon Brown	Signed, Free Agent
	WR Bruce Ellington	Waived, Failed Physical
13	S Robenson Therezie	Claimed (NO)
	FB Algernon Brown	Waived
14	WR Dan Williams	Signed, Undrafted Free Agent
	WR Deshon Foxx	Waived
16	WR Kenbrell Thompkins	Signed, Free Agent
	DB Doug Middleton	Placed on IR

22	TE Brandon Barnes	Signed, Free Agent
	WR Marquess Wilson	Released
23	RB Jahad Thomas	Signed, Free Agent
	RB Jordan Todman	Released
27	S Terrence Brooks	Acquired via Trade (PHI)
	CB Dexter McDougle	Traded (PHI)
	DL Kony Ealy	Claimed (NE)
28	S Armagedon Draughn	Signed, Free Agent
	DL Devon Still	Released
	LS Thomas Hennessy	Acquired via Trade (IND)
	S Ronald Martin	Traded (IND)
	DL Anthony Johnson	Placed on IR

SEPTEMBER

Pos	Player Coach	Transaction
1	WR Jermaine Kearse	Acquired via Trade (SEA)
	DL Sheldon Richardson	Traded (SEA)
	WR Quincy Enunwa	Placed on IR
	TE Chris Gragg	Placed on IR
	LB Corey Lemonier	Placed on IR
	CB Jeremy Clark	Placed on Reserve/NFI
	T Jeff Adams	Waived
	TE Brandon Barnes	Waived
	CB Armagedon Draughn	Waived
	DL Jeremy Faulk	Waived
	WR Chris Harper	Waived
	K Ross Martin	Waived
	LB Spencer Paysinger	Released
	CB David Rivers	Waived
	OL Craig Watts	Waived
	WR Myles White	Waived
2	WR Kalif Raymond	Claimed (DEN)
	LB Edmond Robinson	Claimed (MIN)
	WR Damore'ea Stringfellow	Claimed (MIA)
	TE Will Tye	Claimed (NYG)
	LB Frank Beltre	Signed, Practice Squad
	OL Ben Braden	Signed, Practice Squad
	CB Xavier Coleman	Signed, Practice Squad
	DL Deon Simon	Signed, Practice Squad
	OL Alex Balducci	Waived
	LB Frank Beltre	Waived
	LB Freddie Bishop	Waived
	OL Chris Bordelon	Waived
	OL Ben Braden	Waived
	CB Xavier Coleman	Waived
	FB Anthony Firkser	Waived
	DL Patrick Gamble	Waived
	WR Frankie Hammond	Waived
	LB Connor Harris	Waived
	T Javarius Leamon	Waived
	WR Gabe Marks	Waived

Personnel Moves



SEPTEMBER (cont.)

	Pos	Player Coach	Transaction
2	RB	Romar Morris	Waived
	RB	Marcus Murphy	Waived
	LS	Tanner Purdum	Released
	DL	Deon Simon	Waived
	S	Robenson Therezie	Waived
	RB	Jahad Thomas	Waived
	S	Shamarko Thomas	Released
	DL	Lawrence Thomas	Waived
	WR	Kenbrell Thompkins	Released
	TE	Jason Vander Laan	Waived
	WR	Dan Williams	Waived
	WR	Jalin Marshall	Reserve/Suspended
	TE	Austin Seferian-Jenkins	Reserve/Suspended
3	LB	Bruce Carter	Signed, Free Agent
	LB	Lorenzo Mauldin	Placed on IR
	LB	Freddie Bishop	Signed, Practice Squad
	DL	Patrick Gamble	Signed, Practice Squad
	G	Geoff Gray	Signed, Practice Squad
	RB	Marcus Murphy	Signed, Practice Squad
	WR	JoJo Natson	Signed, Practice Squad
	CB	Terrell Sinkfield	Signed, Practice Squad
5	WR	Jeremy Kerley	Signed, Free Agent
	FB	Julian Howsare	Waived
	DL	Lawrence Thomas	Signed, Practice Squad
	DL	Patrick Gamble	Terminated from Practice Squad
6	TE	Neal Sterling	Signed, Free Agent
	WR	Damore'ea Stringfellow	Waived
7	WR	Damore'ea Stringfellow	Signed, Practice Squad
	LB	Frank Beltre	Released, Practice Squad
14	DL	Claude Pelon	Waived

16	LB	Freddie Bishop	Signed from Practice Squad
	DL	Lawrence Thomas	Signed from Practice Squad
	DL	Claude Pelon	Signed, Practice Squad
18	TE	Austin Seferian-Jenkins	Reinstated from Suspension
	LB	Edmond Robinson	Placed on IR
19	WR	Kalif Raymond	Waived
21	LB	David Bass	Signed, Free Agent
	LB	Freddie Bishop	Waived
	WR	Kalif Raymond	Signed, Practice Squad
26	CB	Robert Nelson	Signed, Practice Squad
	WR	Kalif Raymond	Released, Practice Squad
27	RB	Travaris Cadet	Signed, Free Agent
	WR	Charone Peake	Placed on IR

OCTOBER

	Pos	Player Coach	Transaction
2	WR	Jalin Marshall	Reinstated from Suspension
3	TE	Will Tye	Waived
	RB	Marcus Murphy	Terminated from Practice Squad
4	LB	Obum Gwacham	Signed, Free Agent
	DL	Ed Stinson	Signed, Free Agent
	LB	Dylan Donahue	Placed on IR
	LB	Freddie Bishop	Signed, Practice Squad
5	TE	Neal Sterling	Waived
6	LB	Freddie Bishop	Signed from Practice Squad
9	CB	Marcus Williams	Waived
10	RB	Jahad Thomas	Signed, Practice Squad



Offensive Statistics

Won 3, Lost 2

Date	W/L	Score	Opponent
9/10/2017	L	12-21	at Buffalo Bills
9/17/2017	L	20-45	at Oakland Raiders
9/24/2017	W	20-6	Miami Dolphins
10/1/2017	W	23-20	Jacksonville Jaguars
10/8/2017	W	17-14	at Cleveland Browns

	New York Jets	Opponent
Total First Downs	76	102
Rushing	19	34
Passing	50	53
Penalty	7	15
3rd Down: Made/Att	25/68	27/70
3rd Down Pct.	36.8%	38.6%
4th Down: Made/Att	2/2	1/5
4th Down Pct.	100.0%	20.0%
Possession Avg.	29:28	30:32
Total Net Yards	1,504	1,773
Avg. Per Game	300.8	354.6
Total Plays	287	335
Avg. Per Play	5.2	5.3
Net Yards Rushing	557	715
Avg. Per Game	111.4	143.0
Total Rushes	124	156
Net Yards Passing	947	1,058
Avg. Per Game	189.4	211.6
Sacked/Yards Lost	15/104	7/37
Gross Yards	1,051	1,095
Attempts/Completions	148/106	172/104
Completion Pct.	71.6%	60.5%
Had Intercepted	4	6
Punts/Average	26/47.3	26/47.3
Net Punting Avg.	42.3	42.2
Penalties/Yards	39/353	35/287
Fumbles/Ball Lost	11/4	4/1
Touchdowns	9	14
Rushing	4	4
Passing	5	9
Returns	0	1

Score by Quarter	Q1	Q2	Q3	Q4	OT	Pts
Team	7	32	36	14	3	92
Opponents	14	24	21	47	0	106

Scoring	TD	Ru	Pa	Rt	PAT	FG	2pt	Sfty	Pts
C.Catanzaro	0	0	0	0	8/8	10/12	0	0	38
J.Kearse	3	0	3	0	0/0	0/0	0	0	18
B.Powell	2	2	0	0	0/0	0/0	0	0	12
J.McCown	1	1	0	0	0/0	0/0	0	0	6
A.Seferian-Jenkins	1	0	1	0	0/0	0/0	0	0	6
R.Anderson	1	0	1	0	0/0	0/0	0	0	6
E.McGuire	1	1	0	0	0/0	0/0	0	0	6
Team	9	4	5	0	8/8	10/12	0	0	92
Opponents	14	4	9	1	13/14	3/7	0	0	106

2-Pt. Conversions: Team: 0/1, Opponents: 0/0

Sacks: D.Bass 2.0, D.Davis 1.5, J.Martin 0.5, B.Skrine 1.0, J.Adams 1.0, D.Lee 1.0 **Team: 7.0, Opponents: 15.0**

Rushing	No.	Yds	Avg	Long	TD
B.Powell	51	240	4.7	75t	2
E.McGuire	34	176	5.2	69t	1
M.Forté	23	94	4.1	16	0
J.McCown	14	35	2.5	22	1
A.Stewart	2	12	6.0	11	0
Team	124	557	4.5	75t	4
Opponents	156	715	4.6	52t	4

Receiving	No.	Yds	Avg	Long	TD
J.Kearse	22	220	10.0	34t	3
J.Kerley	17	132	7.8	18	0
A.Seferian-Jenkins	15	106	7.1	27	1
R.Anderson	14	220	15.7	69t	1
B.Powell	13	72	5.5	13	0
M.Forté	6	58	9.7	34	0
E.McGuire	5	55	11.0	22	0
W.Tye	4	38	9.5	21	0
E.Tomlinson	3	59	19.7	34	0
A.Stewart	3	34	11.3	24	0
M.Williams	1	31	31.0	31	0
L.Thomas	1	15	15.0	15	0
N.Sterling ^{NWT}	1	8	8.0	8	0
C.Peake ^{IR}	1	3	3.0	3	0
Team	106	1,051	9.9	69t	5
Opponents	104	1,095	10.5	47	9

Interceptions	No.	Yds	Avg	Long	TD
T.Brooks	2	13	6.5	13	0
J.Burris	1	48	48.0	48	0
M.Claiborne	1	28	28.0	28	0
M.Maye	1	12	12.0	12	0
K.Ealy	1	9	9.0	9	0
Team	6	110	18.3	48	0
Opponents	4	15	3.8	12	0

Punting	No	Yds	Avg	Net	TB	In	Lg	B
L.Edwards	26	1,229	47.3	42.3	2	11	70	0
Team	26	1,229	47.3	42.3	2	11	70	0
Opponents	26	1,230	47.3	42.2	2	9	65	0

Punt Returns	Ret	FC	Yds	Avg	Long	TD
J.Kerley	7	6	54	7.7	15	0
K.Raymond ^{NWT}	5	3	38	7.6	25	0
Team	12	9	92	7.7	25	0
Opponents	11	7	89	8.1	19	0

Kickoff Returns	No.	Yds	Avg	Long	TD
K.Raymond ^{NWT}	3	85	28.3	40	0
A.Stewart	2	46	23.0	32	0
D.Bass	1	10	10.0	10	0
J.Jenkins	1	7	7.0	7	0
Team	7	148	21.1	40	0
Opponents	6	128	21.3	31	0

Field Goals	1-19	20-29	30-39	40-49	50+
C.Catanzaro	0/0	2/2	0/0	6/8	2/2
Team	0/0	2/2	0/0	6/8	2/2
Opponents	0/0	2/2	1/2	0/1	0/2

Fumbles Lost: J.McCown 2, K.Raymond 1, E.McGuire 1 **Total: 4**
Opponent Fumble Recoveries: F. Bishop 1 **Total: 1**

^{IR}Reserve/Injured | ^{NWT}Not With Team

Passing	Att	Cmp	Yds	Cmp%	Yds/Att	TD	TD%	Int	Int%	Long	Sack	Lost	Rating
J.McCown	147	105	1,020	71.4%	6.9	5	3.4%	4	2.7%	69t	15/	104	90.5
L.Edwards	1	1	31	100.0%	31.0	0	0.0%	0	0.0%	31	0/	0	118.8
Team	148	106	1,051	71.6%	7.1	5	3.4%	4	2.7%	69t	15/	104	91.3
Opponents	172	104	1,095	60.5%	6.4	9	5.2%	6	3.5%	47	7/	37	81.9

Defensive Statistics



Player	Totals	Tackles	Assists	TFL	Sacks	Yards	QH	INT	Yards	PD	FF	FR	Yards
Demario Davis	58	35	23	4	1.5	3.0	4	-	-	1	-	-	-
Darron Lee	37	26	11	4	1.0	0.0	-	-	-	-	-	-	-
Buster Skrine	26	23	3	1	1.0	12.0	2	-	-	-	1	-	-
Jamal Adams	25	19	6	1	1.0	10.0	1	-	-	3	-	-	-
Marcus Maye	23	18	5	-	-	-	1	1	12	1	-	-	-
Leonard Williams	21	10	11	1	-	-	6	-	-	-	-	-	-
Jordan Jenkins	15	8	7	1	-	-	5	-	-	-	-	-	-
Morris Claiborne	19	15	4	2	-	-	-	1	28	5	-	-	-
Muhammad Wilkerson	19	11	8	-	-	-	1	-	-	1	-	-	-
Jordan Jenkins	15	8	7	1	-	-	5	-	-	-	-	-	-
Steve McLendon	13	10	3	1	-	-	1	-	-	-	-	-	-
Mike Pennel	12	7	5	-	-	-	-	-	-	-	-	-	-
David Bass	11	10	1	3	2.0	3.0	2	-	-	-	-	-	-
Kony Ealy	9	6	3	1	-	-	2	1	-	5	-	-	-
Josh Martin	9	5	4	4	0.5	3.0	2	-	-	-	-	-	-
Darryl Roberts	9	9	0	-	-	-	-	-	-	2	-	-	-
Freddie Bishop	6	3	3	-	-	-	-	-	-	-	-	1	-
Juston Burris	6	5	1	-	-	-	-	1	48	1	-	-	-
Julian Stanford	6	3	3	-	-	-	-	-	-	-	-	-	-
Terrence Brooks	4	3	1	-	-	-	1	2	13	3	-	-	-
Dylan Donahue ^{IR}	4	2	2	-	-	-	4	-	-	-	-	-	-
Claude Pelon	4	2	2	-	-	-	-	-	-	-	-	-	-
Ed Stinson	2	-	2	-	-	-	-	-	-	-	-	-	-
Totals	338	230	108	23	7.0	31.0	32	6	101	22	1	1	0



SPECIAL TEAMS TACKLES

Player	Totals	Tackles	Assists
Julian Stanford	5	2	3
Bruce Carter	4	1	3
Josh Martin	4	4	0
Rontez Miles	4	0	4
Thomas Hennessy	2	2	0
Jordan Jenkins	2	1	1
Darryl Roberts	2	1	1
ArDarius Stewart	2	1	1
Lawrence Thomas	2	1	1
Marcus Williams ^{NWT}	2	1	1
David Bass	1	1	0
Terrence Brooks	1	0	1
Juston Burris	1	0	1
Dylan Donahue ^{IR}	1	0	1
Charone Peake ^{IR}	1	1	0
Edmond Robinson ^{IR}	1	1	0
Eric Tomlinson	1	1	0
Totals	36	18	18



SPECIAL TEAMS STATISTICS

Touchdowns:	0
Blocked Punts:	0
Blocked Punt Returns:	0
Blocked Field Goals:	0
Blocked FG Returns:	0
Blocked Extra Point:	0
Forced Fumbles:	1 Rontez Miles (at CLV, 10/8)
Fumble Recoveries:	0

Key: TFL = Tackles for Loss, QH = Quarterback Hurries; INT = Interception; FF = Forced Fumbles, FR = Fumble Recovery, PD = Pass Defensed

^{IR}Injured Reserve | ^{NWT}Not With Team | ^{PS}Practice Squad



The Last Time...

TEAM

Won in Overtime

JETS: 23-20 vs. JAX (41-yd FG by Chandler Catanzaro) 10/01/17
OPP: 30-24, at MIN (87-yd TD by Jarius Wright) 12/07/14

Won in Last 2:00 of Regulation

JETS: 19-16 (Randy Bullock 40-yd FG; 0:36 in 4Q) at DAL 12/19/15
OPP: 22-17 (Malcolm Mitchell 8-yd TD; 1:56 in 4Q), vs. NE 11/27/16

Tied Game in Last 2:00

JETS: 17-17 (Nick Folk 50-yd FG; 1:57 in 4Q) at SF 12/11/16
OPP: 20-20 (Jason Myers 22-yd FG), vs. JAX 10/01/17

Shutout

JETS: 37-0 vs. CIN 01/13/10
OPP: 31-0, at SD 10/05/14

Won by Three-or-Less Points

JETS: 17-14 at CLV 10/08/17
OPP: 9-6, vs. LA 11/13/16

Won by Eight-or-Less Points

JETS: 17-14 at CLV 10/08/17
OPP: 22-17, vs. NE 11/27/16

Won by 20+ Points

JETS: 30-10 vs. BUF 01/01/17
OPP: 45-20, at OAK 09/17/17

Won after Trailing by 20+ Points

JETS: 40-37 (Trailed 30-7 with 00:12 in 3Q) vs. MIA 10/23/00
OPP: 31-27 (Trailed 21-0 with 5:53 in 2Q), vs. NE 11/10/96

Won after Trailing by 10+ Points

JETS: 23-17 (Trailed 17-3 with 1:43 in 2Q) at SF 12/11/16
OPP: 22-17 (Trailed 10-0 with 10:45 in 2Q), vs. NE 11/27/16

Won after Trailing in the Fourth Quarter

JETS: 23-17 (Trailed 17-14 until 8:23) at SF 12/11/16
OPP: 22-17 (Trailed 17-16 until 1:56), vs. NE 11/27/16

Won after Trailing at Halftime

JETS: 23-17 (Trailed 17-3 at Half) at SF 12/11/16
OPP: 9-6 (Trailed 6-3 at Half), vs. LA 11/13/16

OFFENSE

500+ Total Net Yards (Team)

JETS: 513 (182 rush, 331 pass) vs. BUF 09/22/13
OPP: 511 (125 rush, 386 pass), at NE 11/13/08

400+ Total Net Yards (Team)

JETS: 471 (256 rush, 215 pass) vs. JAX 10/01/17
OPP: 419 (140 rush, 279 pass), at CLV 10/08/17

50+ Points Scored (Team)

JETS: 56 vs. ARZ 09/28/08
OPP: 52, at MIA 09/03/95

40+ Points Scored (Team)

JETS: 48 vs. BUF 09/09/12
OPP: 45, at OAK 09/17/17

No Turnovers

JETS: vs. BUF 01/01/17
OPP: at OAK 09/17/17

No Sacks Allowed

JETS: at KC 09/25/16
OPP: at OAK 09/17/17

PASSING

100+ Passer Rating (Individual)

JETS: Josh McCown (101.2), at CLV 10/08/17
OPP: Kevin Hogan (122.4), at CLV 10/08/17

400+ Net Passing Yards (Team)

JETS: 473 (69 att) at BLT 12/24/00
OPP: 426 (57 att), vs. ARZ 09/28/08

300+ Net Passing Yards (Team)

JETS: 374 (34 att) at BUF 09/15/16
OPP: 339 (51 att), at CLV 10/30/16

400+ Passing Yards (Individual)

JETS: Vinny Testaverde (481) at BLT 12/24/00
OPP: Matt Cassel (400), at NE 11/13/08

300+ Passing Yards (Individual)

JETS: Ryan Fitzpatrick (374 yds) at BUF 09/15/16
OPP: Josh McCown (341 yds), at CLV 10/30/16

50+ Passing Attempts (Individual)

JETS: Ryan Fitzpatrick (50 att.) at NYG 12/06/15
OPP: Tom Brady (50 att.), vs. NE 11/27/16

40+ Passing Attempts (Individual)

JETS: Ryan Fitzpatrick (41 att.), vs. SEA 10/02/16
OPP: Jay Cutler (44 cmp.), vs. MIA 09/24/17

30+ Pass Completions (Individual)

JETS: Ryan Fitzpatrick (36 cmp.) at NYG 12/06/15
OPP: Tom Brady (30 cmp.), vs. NE 11/27/16

25+ Pass Completions (Individual)

JETS: Ryan Fitzpatrick (25 cmp.) at PIT 10/09/16
OPP: Jay Cutler (26 cmp.), vs. MIA 09/24/17

Six+ Touchdown Passes (Individual)

JETS: Brett Favre (6*) vs. ARZ 09/28/08
OPP: Dan Marino (6), vs. MIA 09/21/86

*Tied Franchise Record

Five+ Touchdown Passes (Individual)

JETS: Brett Favre (6*) vs. ARZ 09/28/08
OPP: Andy Dalton (5), at CIN 10/27/13

*Tied Franchise Record

Four+ Touchdown Passes (Individual)

JETS: Ryan Fitzpatrick (4) vs. MIA 11/29/15
OPP: Matt Moore (4), vs. MIA 12/17/16

RUSHING

300+ Rushing Yards (Team)

JETS: 316 (54 att.) at OAK 10/25/09
OPP: 328 (47 att.), at NE 09/18/83

200+ Rushing Yards (Team)

JETS: 256 (32 att.) vs. JAX 10/01/17
OPP: 248 (27 att.), at SF 12/11/16

200+ Rushing Yards (Individual)

JETS: Thomas Jones (210 yds*) vs. BUF 10/18/09
OPP: Thurman Thomas (214 yds), vs. BUF 09/24/90

*Franchise Record

100+ Rushing Yards (Individual)

JETS: Bilal Powell (163 yds) vs. JAX 10/01/17
OPP: LeSean McCoy (110 yds), at BUF 09/10/17



RUSHING (continued)

Consecutive 100-Yard Rushing Performances (Individual)

JETS:	Chris Ivory (166 yds) at MIA (London)	10/04/15
	Chris Ivory (146 yds) vs. WAS	10/18/15
OPP:	Branden Oliver (114 yds), at SD	10/05/14
	Ronnie Hillman (100 yds), vs. DEN	10/12/14

50+ Rushing Attempts (Team)

JETS:	52 (177 yds) vs. NE	10/20/13
OPP:	50 (151 yds), vs. NE	12/26/05

40+ Rushing Attempts (Team)

JETS:	40 (188 yds) at SF	12/11/16
OPP:	42 (190 yds), at BUF	09/10/17

30+ Rushing Attempts (Individual)

JETS:	Matt Forté (30) vs. BLT	10/23/16
OPP:	Clinton Portis (36), vs. WAS	11/04/07

Three+ Rushing Touchdowns (Individual)

JETS:	Matt Forté (3) at BUF	09/15/16
OPP:	David Johnson (3), at ARZ	10/17/16

Two Rushing Touchdowns (Individual)

JETS:	Bilal Powell (2) at SF	12/11/16
OPP:	LeGarrette Blount (2), at NE	12/24/16

Rush of 70 Yards or More (Individual)

JETS:	Bilal Powell (75t) vs. JAX	10/01/17
OPP:	Lamar Miller (97t), at MIA	12/28/14

Rush of 40 Yards or More (Individual)

JETS:	Bilal Powell (75t) vs. JAX	10/01/17
	Elijah McGuire (69t) vs. JAX	10/01/17
OPP:	Cordarrelle Patterson (43t)	09/17/17
	Jalen Richard (52t)	09/17/17

RECEIVING

10+ Receptions (Individual)

JETS:	Bilal Powell (11 rec.) vs. MIA	12/17/16
OPP:	Mike Wallace (10 rec.), vs. BLT	10/23/16

200+ Receiving Yards (Individual)

JETS:	Eric Decker (221 yds) at MIA	12/28/14
OPP:	Jordy Nelson (209 yds), at GB	09/14/14

100+ Receiving Yards (Individual)

JETS:	Quincy Enunwa (109 yds) vs. NE	11/27/16
OPP:	TY Hilton (146 yds), vs. IND	12/05/16

Consecutive 100-Yard Receiving Games (Individual)

JETS:	Brandon Marshall (115 yds) vs. NE	12/27/15
	Brandon Marshall (126 yds) at BUF	01/03/16
OPP:	Mike Wallace (120 yds), vs. BLT	10/23/16
	Terrelle Pryor (101 yds), at CLV	10/30/16

Two 100-Yard Receivers in Same Game

JETS:	Brandon Marshall (101 yds) at BUF	09/15/16
	Eric Decker (126 yds) at BUF	
OPP:	Allen Hurns (122 yds), vs. JAX	11/08/15
	Allen Robinson (121 yds), vs. JAX	

Three+ Receiving Touchdowns (Individual)

JETS:	Plaxico Burress (3) vs. SD	10/23/11
OPP:	Michael Crabtree (3), at OAK	09/17/17

Two Receiving Touchdowns (Individual)

JETS:	Brandon Marshall (2) vs. NE	12/27/15
OPP:	Michael Crabtree (3), at OAK	09/17/17

Multiple Receivers with Multiple Receiving TDs

JETS:	Laveranues Coles (3) vs. ARZ	09/28/08
	Jerricho Cotchery (2)	
OPP:	Andre Reed (2), at BUF	11/24/96
	Steve Tasker (2)	

Pass Reception of 70 Yards or More

JETS:	Eric Decker (74t yds) at MIA	12/28/14
OPP:	Sammie Coates (72t yds), at PIT	10/09/16

Pass Reception of 40 Yards or More

JETS:	Robby Anderson (41 yds) vs. JAX	10/01/17
OPP:	Duke Johnson (41t yds), at CLV	10/08/17

DEFENSE

Shutout

JETS:	37-0 vs. CIN	01/03/10
OPP:	31-0, at SD	10/05/14

Game without Allowing an Offensive Touchdown (Team)

JETS:	6-9 vs. LA	11/13/16
OPP:	41-3, at NE	12/24/16

Under 200 Total Yards Allowed (Team)

JETS:	158 vs. OAK	09/07/14
OPP:	151, at SD	10/05/14

Under 100 Net Passing Yards Allowed (Team)

JETS:	56 vs. ARZ	12/02/12
OPP:	49, vs. MIA	12/01/14

Completion Percentage under 50.0% (Team)

JETS:	42.9% (B. Bortles: 15/35) vs. JAX	10/01/17
OPP:	43.2% (R. Fitzpatrick & B. Petty: 16/37), vs. IND	12/05/16

Passer Rating under 50 (Team)

JETS:	42.7 (M. Cassel & K. Moore) at DAL	12/19/15
OPP:	13.9 (R. Fitzpatrick & B. Petty), at NE	12/24/16

Under 50 Rushing Yards Allowed (Team)

JETS:	30 (15 att.) vs. MIA	09/24/17
OPP:	34 (18 att.), at CLV	10/08/17

Five+ Takeaways (Team)

JETS:	5 (3 INTs, 2 FRs) at IND	09/21/15
OPP:	8 (6 INTs, 2 FRs), at KC	09/25/16

Four+ Takeaways (Team)

JETS:	4 (4 INTs) at DAL	12/19/15
OPP:	4 (3 INTs, 1 FR), at NE	12/24/16

Safety (Individual)

JETS:	Sheldon Richardson Sack (T. Bridgewater) at MIN	12/07/14
OPP:	Geno Smith Intentional Grounding, at TEN	12/14/14

Six+ Sacks (Team)

JETS:	7 vs. CIN	09/12/16
OPP:	6, at SF	12/11/16

Three+ Sacks (Individual)

JETS:	Muhammad Wilkerson (3.0) vs. TEN	12/13/15
OPP:	Olivier Vernon (3.0), vs. MIA	12/01/13

Two+ Sacks (Individual)

JETS:	Leonard Williams (2.5) vs. CIN	09/11/16
	Steve McLendon (2.0) vs. CIN	09/11/16
OPP:	Myles Garrett (2.0), at CLV	10/08/17

Three+ Interceptions (Team)

JETS:	4 at DAL	12/19/15
OPP:	3, vs. MIA	12/17/16



DEFENSE (continued)

Two+ Interceptions (Individual)

JETS: Terrence Brooks (2) vs. MIA **09/24/17**
OPP: Malcolm Buler (2), at NE **12/24/16**

Interception Returned for a Touchdown (Individual)

JETS: Antonio Allen (T. Brady) 23 yds vs. NE **10/20/13**
OPP: Derrick Johnson (R. Fitzpatrick), 55 yds, at KC **09/25/16**

Three+ Fumble Recoveries (Team)

JETS: 4 vs. CLV **09/13/15**
OPP: 4, vs. NE **11/22/12**

Two+ Forced Fumbles (Individual)

JETS: LaRon Landry (2) at SL **11/18/12**
OPP: Kyle Fuller (2), vs. CHI **11/22/14**

Two+ Fumble Recoveries (Individual)

JETS: Darrelle Revis (2) at IND **09/21/15**
OPP: Bashaud Breeland (2), vs. WAS **10/18/15**

Fumble Recovery Returned for a Touchdown (Individual)

JETS: Charone Peake (42 yds) own recovery, vs. SEA **10/02/16**
OPP: Myles Jack (81 yds), vs. JAX **10/01/17**

SPECIAL TEAMS

Blocked Punt (Individual)

JETS: Antonio Allen (M. King) vs. OAK **12/08/13**
OPP: Walt Aikens (L. Edwards), vs. MIA **12/17/16**

Blocked Punt Returned for a Touchdown (Individual)

JETS: Antonio Allen (0t yds; M. King) vs. OAK **12/08/13**
OPP: Walt Aikens (11t yds; L. Edwards), vs. MIA **12/17/16**

Blocked Field Goal (Individual)

JETS: Muhammad Wilkerson (46 yds; R. Bironas) at TEN **12/17/12**
OPP: Alan Branch (54 yds; N. Folk) vs. NE **11/27/16**

Blocked Field Goal Returned for a Touchdown (Individual)

JETS: Ray Mickens (72t yds; C. Ford) vs. OAK **09/21/97**
OPP: Mike Haynes (65t yds; P. Leahy), vs. NE **10/05/80**

Missed Field Goal Returned for a Touchdown (Individual)

JETS: Aaron Glenn (104t yds) at IND **11/15/98**
 (Vanderjagt 63-yard FG attempt)
OPP: Never

Blocked Extra Point (Individual)

JETS: Bryan Thomas (A. Vinatieri) at IND **12/27/09**
OPP: Antwan Odom (M. Nugent), at TEN **12/23/07**

Missed Extra Point (Individual)

JETS: Nick Folk vs. LA **11/13/16**
OPP: Cody Parkey, vs. MIA **09/24/17**

Kickoff Return for a Touchdown (Individual)

JETS: Joe McKnight (100t yds) vs. HST **10/08/12**
OPP: Kenyan Drake (96t yds), at MIA **11/06/16**

Kickoff Return of 40+ Yards

JETS: Kalif Raymond (40 yds), at OAK **09/17/17**
OPP: Kenyan Drake (96t yds), at MIA **11/06/16**

Punt Return for a Touchdown (Individual)

JETS: Jeremy Kerley (68t yds) vs. BUF **09/09/12**
OPP: Dwayne Harris (80t yds), at NYG **12/06/15**

Punt Return of 20+ Yards (Individual)

JETS: Kalif Raymond (25 yds) at BUF **09/10/17**
OPP: Chester Rogers (30 yds), vs. IND **12/05/16**

Game-Winning Field Goal (Last 2:00 of 4Q or OT)

JETS: Chandler Catanzaro (41 yds; 0:28, OT) vs. JAX **10/01/17**
OPP: Mike Nugent (47 yd; 0:54 in 4Q), vs. CIN **09/11/16**

Five+ Field Goals Attempted

JETS: Nick Folk (5/5) at MIN **12/07/14**
OPP: Shaun Suisham (5/5), at WAS **11/04/07**

Four+ Field Goals Made

JETS: Nick Folk (5/5) at MIN **12/07/14**
OPP: Justin Tucker (4/4), at BLT **11/24/13**

Successful Onsides Kick

JETS: Nick Folk (B. Marshall recovered) at NE **10/25/15**
OPP: Andrew Franks (J. Landry recovered), vs. MIA **11/29/15**

Failed Onsides Kick

JETS: Nick Folk (J. Graham recovered) vs. SEA **10/02/16**
OPP: Zane Gonzalez (J. Stanford recovered), at CLV **10/08/17**

BOLD = Happened during 2017 Season

Supplemental Statistics



Overall Record 3-2

Home.....	2-0
Away.....	1-2

When:

Jets win coin toss.....	1-1
Jets lose coin toss.....	2-1
Scoring first.....	2-0
Opponent scores first.....	1-2
Leading at halftime.....	2-0
Tied at halftime.....	1-0
Trailing at halftime.....	0-2
Leading after three quarters.....	3-0
Tied after three quarters.....	0-0
Trailing after three quarters.....	0-2
Overtime.....	1-0
Scoring on first possession.....	0-0
Scoring touchdown on first possession.....	0-0
Scoring field goal on first possession.....	0-0
Scoring 10 or more points.....	2-2
Scoring 20 or more points.....	2-1
Scoring 30 or more points.....	0-0
Allowing 10 or fewer points.....	1-0
Allowing 20 or fewer points.....	3-0
Outcomes of 7 points or less.....	0-0
Outcomes of 3 points or less.....	2-0
Rushing 20 or more times.....	1-1
Rushing 30 or more times.....	2-0
Rushing 40 or more times.....	0-0
Time of possession 30:00 or more.....	2-0
Individual Jets 100-yard rusher.....	1-0
Individual Jets 100-yard receiver.....	0-0
Individual Jets 300-yard passer.....	0-0
Jets out-gain opposition.....	2-0
Jets out-rush opposition.....	2-0
Jets out-pass opposition.....	2-0
Opponent individual 100-yard rusher.....	0-1
Opponent individual 100-yard receiver.....	0-0
Opponent individual 300-yard passer.....	0-0

Surfaces:

On Grass.....	1-1
On Artificial Turf.....	2-1
Outdoors.....	3-2
Indoors.....	0-0

By Month:

September.....	1-2
October.....	2-0

Against:

AFC Opponents.....	3-2
AFC East.....	1-1
AFC North.....	1-0
AFC South.....	1-0
AFC West.....	0-1
NFC Opponents.....	0-0
NFC West.....	0-0

Jersey Color:

Green Jerseys.....	2-0
White Jerseys.....	1-2
Alternate Jerseys.....	0-0

Time Of Game:

Day.....	3-2
Night.....	0-0

Turnover Differential:

Positive.....	2-0
+1.....	1-0
+2.....	1-0
+3 or more.....	0-0
Even.....	0-0
Negative.....	1-2
-1.....	1-1
-2.....	0-1
-3 or more.....	0-0



Supplemental Statistics

SINGLE-GAME TEAM HIGHS & LOWS: YARDS/FIRST DOWNS

NEW YORK JETS

OPPONENTS

	HIGH		LOW		HIGH		LOW	
Total Net Yards	471	vs. JAX 10/1	212	at CLV 10/8	419	at CLV 10/8	225	vs. MIA 9/24
Total Plays	69	vs. JAX 10/1	51	at CLV 10/8	75	vs. JAX 10/1	55	at OAK 9/17
First Downs	18	vs. JAX 10/1	11	at BUF 9/10	23	at BUF 9/10	16	vs. MIA 9/24

RUSHING

	HIGH		LOW		HIGH		LOW	
Rushing Yards	256	vs. JAX 10/1	34	at CLV 10/8	190	at BUF 9/10	30	vs. MIA 9/24
Rushing Attempts	34	vs. MIA 9/24	15	at BUF 9/10	42	at BUF 9/10	15	vs. MIA 9/24
Average Gain/Rush	8.0	vs. JAX 10/1	1.9	at CLV 10/8	6.7	at OAK 9/17	2.0	vs. MIA 9/24

PASSING

	HIGH		LOW		HIGH		LOW	
Net Passing Yards	233	vs. MIA 9/24	145	at OAK 9/17	279	at CLV 10/8	136	vs. JAX 10/1
Pass Attempts	39	at BUF 9/10	23	vs. MIA 9/24	45	vs. MIA 9/24	28	2x, last at OAK 9/17
Pass Completions	26	at BUF 9/10	16	at OAK 9/17	26	vs. MIA 9/24	15	vs. JAX 10/1
Average Gain/Pass	9.3	vs. MIA 9/24	4.4	at BUF 9/10	8.2	at OAK 9/17	3.8	vs. JAX 10/1
Interceptions Thrown	2	at BUF 9/10	0	2x, last vs. MIA 9/24	2	2x, last at CLV 10/8	0	at OAK 9/17
Sacks Allowed	5.0	vs. JAX 10/1	1.0	at BUF 9/10	3.0	vs. MIA 9/24	0.0	at OAK 9/17

FUMBLES

	HIGH		LOW		HIGH		LOW	
Fumbles Lost	2	at OAK 9/17	0	2x, last at CLV 10/8	1	at CLV 10/8	0	4x, last vs. JAX 10/1

PENALTIES

	HIGH		LOW		HIGH		LOW	
Penalties	10	2x, last vs. JAX 10/1	5	2x, last at OAK 9/17	9	at OAK 9/17	6	3x, last at CLV 10/8
Yards Penalized	94	vs. MIA 9/24	47	at OAK 9/17	79	at OAK 9/17	47	vs. JAX 10/1

POINTS | TIME OF POSSESSION

	HIGH		LOW		HIGH		LOW	
Points	23	vs. JAX 10/1	12	at BUF 9/10	45	at OAK 9/17	6	vs. MIA 9/24
Touchdowns	2	4x, last at CLV 10/8	1	at BUF 9/10	6	at OAK 9/17	1	vs. MIA 9/24
Time of Possession	36:08	vs. MIA 9/24	25:34	at CLV 10/8	35:08	vs. JAX 10/1	23:52	vs. MIA 9/24

INDIVIDUAL SINGLE-GAME BEST:

NEW YORK JETS

OPPONENTS

RUSHING:

Yards Rushing	163	Bilal Powell, vs. JAX 10/1	110	LeSean McCoy, at BUF 9/10
Rushing Attempts	21	Bilal Powell, vs. JAX 10/1	24	Leonard Fournette, vs. JAX 10/1
Longest Run	75	Bilal Powell, vs. JAX 10/1	52t	Jalen Richard, at OAK 9/17
Longest TD Run	75	Bilal Powell, vs. JAX 10/1	52	Jalen Richard, at OAK 9/17

PASSING:

Yards Passing (gross)	249	Josh McCown, vs. MIA 9/24	230	Derek Carr, at OAK 9/17
Passes Attempted	39	Josh McCown, at BUF 9/10	45	Jay Cutler, vs. MIA 9/24
Passes Completed	26	Josh McCown, at BUF 9/10	26	Jay Cutler, vs. MIA 9/24
TD Passes	2	2x, last Josh McCown, at CLV 10/8	3	Derek Carr, at OAK 9/17

RECEIVING:

Yards Receiving	95	Robby Anderson, vs. MIA 9/24	80	Michael Crabtree, at OAK 9/17
Receptions	7	Jermaine Kearse, at OAK 9/17	8	DeVante Parker, vs. MIA 9/24
Longest Reception	69t	Robby Anderson, vs. MIA 9/24	47	Jordan Matthews, at BUF 9/10
Longest TD Pass	69	J. McCown to R. Anderson, vs. MIA 9/24	41	K. Hogan to D. Johnson, at CLV 10/8

SPECIAL TEAMS/DEFENSE:

Longest Kick Return	40	Kalif Raymond, at OAK 9/17	31	Cordarrelle Patterson, at OAK 9/17
Longest Punt	70	Lachlan Edwards, vs. JAX 10/1	65	Marquette King, at OAK 9/17
Longest Punt Return	25	Kalif Raymond, at BUF 9/10	19	Brandon Tate, at BUF 9/10
Longest Field Goal	57	Chandler Catanzaro, at CLV 10/8	30	Jason Myers, vs. JAX 10/1
Longest FG Att.	57	Chandler Catanzaro, at CLV 10/8	52	2x, last Zane Gonzalez, at CLV 10/8
Most Tackles	14	Demario Davis, at BUF 9/10	13	Telvin Smith, vs. JAX 10/1
QB Sacks	1.0	6x, last Demario Davis, at CLV 10/8	2.0	2x, last Myles Garrett, at CLV 10/8
Pass Intercepted	2	Terrence Brooks, vs. MIA 9/24	1	4x, last Jason McCourty, at CLV 10/8

Supplemental Statistics



TAKEAWAY-GIVEAWAY

TAKEAWAYS: 7 resulting in 1 TD, 2 FG, 0 MFG, 3 Punt, 0 Blk Punt, 0 INT, 0 Fumbles, 0 Half, 0 Game, 0 Downs = **13 Points**

GIVEAWAYS: 8 resulting in 3 TD, 1 FG, 0 MFG, 1 Punt, 0 Blk Punt, 2 INT, 0 Fumbles, 0 Half, 1 Game, 0 Downs = **24 Points**

GAME-BY-GAME TAKEAWAYS/GIVEAWAYS

DATE	OPP.	TAKEAWAYS			GIVEAWAYS			Differential	W/L
		INT	Fumbles	Total	INT	Fumbles	Total		
09/10	at BUF	1	0	1	2	0	2	-1	L
09/17	at OAK	0	0	0	0	2	2	-2	L
09/24	vs. MIA	2	0	2	0	1	1	+1	W
10/1	vs. JAX	1	0	1	1	1	2	-1	W
10/8	at CLV	2	1	3	1	0	1	+2	W
TOTAL		6	1	7	4	4	6	-1	3-2

BIG RUSHING PLAYS (Runs of 10 or more yards)

	NEW YORK JETS (12)	OPPONENTS (21)
at BUF (9/10)	11.....Bilal Powell	10.....LeSean McCoy 10.....Tyrod Taylor 14.....Tyrod Taylor 14.....Mike Tolbert 16.....Mike Tolbert 20.....LeSean McCoy 23.....LeSean McCoy 27.....LeSean McCoy
at OAK (9/17)	11.....Elijah McGuire 16.....Matt Forté 22.....Josh McCown	10.....DeAndre Washington 13.....Marshawn Lynch 43 Cordarrelle Patterson 52 Jalen Richard
vs. MIA (9/24)	10.....Elijah McGuire 12.....Matt Forté	
vs. JAX (10/1)	75 Bilal Powell 33.....Bilal Powell 13.....Bilal Powell 69 Elijah McGuire 12.....Bilal Powell	11.....Leonard Fournette 10.....Chris Ivory 27.....Blake Bortles 10.....Chris Ivory
at CLV (10/8)	11.....ArDarius Stewart	18.....DeShone Kizer 10.....Isaiah Crowell 16.....Isaiah Crowell 11.....Kevin Hogan 10.....Isaiah Crowell

Bold indicates TD

BIG PASSING PLAYS (Plays of 20 or more yards)

	NEW YORK JETS (14)	OPPONENTS (9)
9/10 at BUF	21.....Will Tye 25.....Eric Tomlinson	21.....Zay Jones 21.....LeSean McCoy 22.....Nick O'Leary 35.....Charles Clay 47.....Jordan Matthews
9/17 at OAK	34 Jermaine Kearse 34.....Matt Forté	21.....Michael Crabtree 26 Michael Crabtree 26.....Michael Crabtree 39.....Jalen Richard 26.....DeVante Parker
9/24 vs. MIA	20.....Robby Anderson 24.....ArDarius Stewart 69 Robby Anderson	
10/1 vs. JAX	22.....Elijah McGuire 27.....Austin Seferian-Jenkins 31.....Marcus Williams 41.....Robby Anderson 22.....Jermaine Kearse	28.....Leonard Fournette



Supplemental Statistics

BIG PASSING PLAYS (Cont.)

10/8 at CLV

NEW YORK JETS (14)
34..... Eric Tomlinson
24..... Jermaine Kearse

OPPONENTS (16)
21..... Ricardo Louis
29..... Kasen Williams
21..... David Njoku
20..... Ricardo Louis
41..... Duke Johnson

Bold indicates TD

OFFENSIVE DRIVE ENGINEERING

	Drives	TDs	FGs	MFGs	Blk FGs	Punt	Blk Punt	Fumb	INTs	Downs	Sfty	Half	Game	End Reg	Points
Jets	50	9	10	2	0	26	0	3	4	0	0	3	2	1	92
Opp.	48	13	3	4	0	26	0	1	6	3	0	1	1	0	99

GOAL-TO-GO SITUATIONS

	Drives	TDs	FGs	MFGs	Blk FGs	Punt	Blk Punt	Fumb	INTs	Downs	Sfty	Half	Game	End Reg	Points
Jets	5	4	1	0	0	0	0	0	0	0	0	0	0	0	31
Opp.	11	8	1	0	0	0	0	1	1	0	0	0	0	0	59

LONGEST DRIVES

NEW YORK JETS

PLAYS
13, vs. MIA 9/24 (FG)

YARDS
97, at CLV 10/8 (TD)

TIME
7:50, at OAK 9/17 (FG)

OPPONENT

PLAYS
13, 3x, last at CLV 10/8 (FUM)

YARDS
86, at CLV 10/8 (TD)

TIME
8:17, at OAK 9/17 (FG)

LONGEST SCORING DRIVES

NEW YORK JETS

(FG) 13, vs. MIA 9/24
(TD) 11, at BUF 9/10

YARDS
62, at OAK 9/17
97, at CLV 10/8

TIME
7:50, at OAK 9/17
4:52, at BUF 9/10

OPPONENT

(FG) 13, vs. JAX 10/1
(TD) 12, at BUF 9/10

YARDS
70, vs. JAX 10/1
86, at CLV 10/8

TIME
8:17, at OAK 9/17
5:59, at OAK 9/17

JETS DRIVES THAT PENETRATED THE OPPONENTS' 20-YARD LINE

Opp.	Drives	Scores	Score%	TD	TD%	FG	INT	FUM	Blk FG	Miss FG	DWN	Half	Game	Points
9/10 at BUF	1	1	100%	1	100%	0	0	0	0	0	0	0	0	7
9/17 at OAK	2	2	100%	1	50%	1	0	0	0	0	0	0	0	10
9/24 vs. MIA	2	2	100%	2	100%	0	0	0	0	0	0	0	0	14
10/1 vs. JAX	2	1	50%	0	0%	1	0	1	0	0	0	0	0	3
10/8 at CLV	1	1	100%	1	100%	0	0	0	0	0	0	0	0	7
Totals	8	7	87.5%	5	62.5%	2	0	1	0	0	0	0	0	41

OPPONENTS' DRIVES THAT PENETRATED THE JETS' 20-YARD LINE

Opp.	Drives	Scores	Score%	TD	TD%	FG	INT	FUM	Blk FG	Miss FG	DWN	Half	Game	Points
9/10 at BUF	4	3	75%	3	75%	0	1	0	0	0	0	0	0	21
9/17 at OAK	4	4	100%	3	75%	1	0	0	0	0	0	0	0	24
9/24 vs. MIA	1	1	100%	1	100%	0	0	0	0	0	0	0	0	6
10/1 vs. JAX	3	3	100%	1	100%	2	0	0	0	0	0	0	0	13
10/8 at CLV	3	0	0%	0	0%	0	1	1	0	0	1	0	0	0
Totals	15	11	73.3%	8	53.3%	3	2	1	0	0	1	0	0	64

SCORING BY QUARTER

Date	Opp.	W/L	NEW YORK JETS						OPPONENTS					
			1st	2nd	3rd	4th	OT	Total	1st	2nd	3rd	4th	OT	Total
9/10	at BUF	L	0	6	6	0	0	12	0	7	7	7	0	21
9/17	at OAK	L	0	10	3	7	0	20	7	14	7	17	0	45
9/24	vs. MIA	W	0	10	10	0	0	20	0	0	0	6	0	6
10/1	vs. JAX	W	7	3	10	0	3	23	7	3	0	10	0	20
10/8	at CLV	W	0	3	7	7	0	17	0	0	7	7	0	14
Totals		3-2	7	32	36	14	3	92	14	24	21	61	0	106

Supplemental Statistics



2017 BALL POSSESSION AND DRIVE CHART

NEW YORK JETS 12 at BUFFALO BILLS 21 (09|10|17)

NEW YORK JETS								BUFFALO BILLS							
Possession: 26:56								Possession: 33:04							
Average Start: NYJ 30								Average Start: BUF 25							
Begin	Time	Plays	Yards	Pen	Net	Last	Result	Begin	Time	Plays	Yards	Pen	Net	Last	Result
NYJ 27	1:51	3	6	0	6	NYJ 33	Punt	BUF 25	6:12	13	74	-7	67	*NYJ 8	INT
NYJ 16	2:24	3	10	-10	0	NYJ 16	Punt	BUF 20	2:36	4	29	-5	24	BUF 44	Punt
NYJ 25	4:52	9	45	0	45	BUF 30	FG	BUF 23	5:31	12	77	0	77	*NYJ 1	TD
NYJ 36	2:15	8	25	5	30	BUF 34	FG	BUF 25	2:35	6	57	-10	47	NYJ 28	Missed FG
NYJ 20	0:30	1	-1	0	-1	NYJ 20	End of Half	BUF 25	1:14	5	-1	24	23	BUF 48	Punt
NYJ 25	3:00	6	14	0	14	NYJ 39	Punt	BUF 32	1:19	3	4	0	4	BUF 36	Punt
NYJ 21	1:36	3	4	0	4	NYJ 25	Punt	BUF 36	2:13	6	64	0	64	*NYJ 1	TD
NYJ 25	4:52	11	75	0	75	*BUF 1	TD								
NYJ 17	3:22	6	22	0	22	NYJ 39	Punt	BUF 20	4:13	9	80	0	80	*NYJ 1	TD
BUF 39	0:58	3	2	0	2	BUF 37	INT	BUF 4	1:54	3	5	0	5	BUF 9	Punt
NYJ 42	1:07	3	12	-10	2	NYJ 44	Punt	BUF 23	1:35	3	2	0	2	BUF 25	Punt
NYJ 41	0:09	1	0	0	0	NYJ 41	INT	BUF 17	2:07	6	20	-10	10	BUF 27	Punt
								NYJ 47	1:35	3	-3	0	-3	NYJ 49	End of Game

*Redzone Possession | **Bold = Scoring Drive**

NEW YORK JETS 20 at OAKLAND RAIDERS 45 (09|17|17)

NEW YORK JETS								OAKLAND RAIDERS							
Possession: 28:58								Possession: 31:02							
Average Start: NYJ 27								Average Start: OAK 36							
Begin	Time	Plays	Yards	Pen	Net	Last	Result	Begin	Time	Plays	Yards	Pen	Net	Last	Result
NYJ 40	1:55	3	2	0	2	NYJ 42	Punt	OAK 16	2:12	3	12	-7	5	OAK 21	Punt
NYJ 38	2:21	4	19	0	19	OAK 43	Punt	OAK 19	5:59	11	76	5	81	*NYJ 2	TD
NYJ 25	3:47	7	60	15	75	OAK 34	TD	OAK 15	4:38	8	92	-7	85	NYJ 26	TD
NYJ 10	4:40	11	47	15	62	OAK 28	FG	OAK 15	1:22	4	29	0	29	OAK 44	Punt
NYJ 25	0:21	1	-1	0	-1	NYJ 25	End of Half	OAK 25	1:16	3	6	0	6	OAK 31	Punt
NYJ 33	7:50	12	55	-10	45	*OAK 22	FG	NYJ 4	1:29	3	4	0	4	*NYJ 2	TD
NYJ 25	3:42	6	10	5	15	NYJ 40	Punt	OAK 21	2:00	4	79	0	79	OAK 48	TD
NYJ 25	0:12	1	-7	0	-7	NYJ 25	Fumble	NYJ 18	0:10	1	1	17	18	*NYJ 1	TD
NYJ 25	3:45	10	75	0	75	*OAK 11	TD	NYJ 48	8:17	12	42	-5	37	*NYJ 1	FG
NYJ 25	0:25	1	11	0	11	NYJ 25	End of Game								

*Redzone Possession | **Bold = Scoring Drive**



Supplemental Statistics

MIAMI DOLPHINS 6 at NEW YORK JETS 20 (09|24|17)

MIAMI DOLPHINS								NEW YORK JETS					Average Start: NYJ 31			
Begin	Time	Plays	Yards	Pen	Net	Last	Result	Begin	Time	Plays	Yards	Pen	Net	Last	Result	
MIA 33	1:52	4	19	0	19	NYJ 48	Punt	NYJ 25	2:12	3	-6	0	-6	NYJ 19	Punt	
MIA 35	2:00	3	1	-10	-9	MIA 26	Punt	NYJ 10	5:55	10	59	5	64	MIA 26	Missed FG	
								NYJ 43	2:04	4	13	0	13	MIA 44	Punt	
MIA 9	2:58	6	20	-5	15	MIA 24	Punt	NYJ 37	5:42	9	71	-30	41	MIA 22	FG	
MIA 25	1:00	3	-2	0	-2	MIA 23	Punt	NYJ 24	2:11	3	4	0	4	NYJ 28	Punt	
MIA 15	1:44	3	-8	0	-8	MIA 7	Punt	NYJ 29	0:40	3	81	-10	71	NYJ 31	TD	
MIA 17	1:23	5	19	0	19	MIA 36	Punt	NYJ 20	0:19	1	-1	0	-1	NYJ 20	End of Half	
MIA 25	1:06	3	-5	0	-5	MIA 20	Punt	MIA 49	4:06	7	49	0	49	*MIA 1	TD	
MIA 25	1:15	4	3	0	3	MIA 28	INT	MIA 49	6:58	13	40	5	45	*MIA 4	FG	
MIA 25	3:09	11	54	0	54	NYJ 21	Downs	NYJ 21	2:54	4	15	11	26	NYJ 47	Punt	
MIA 10	2:57	6	37	15	52	NYJ 42	Downs	NYJ 38	0:55	2	5	0	5	NYJ 37	Fumble	
MIA 45	2:13	7	11	15	26	NYJ 29	INT	NYJ 28	2:12	3	5	0	5	NYJ 33	Punt	
MIA 20	2:15	8	76	4	80	*NYJ 3	TD									

*Redzone Possession | **Bold = Scoring Drive**

JACKSONVILLE JAGUARS 20 at NEW YORK JETS 23 (10|01|17)

JACKSONVILLE JAGUARS								NEW YORK JETS					Average Start: NYJ 30			
Begin	Time	Plays	Yards	Pen	Net	Last	Result	Begin	Time	Plays	Yards	Pen	Net	Last	Result	
JAX 39	5:15	10	61	0	61	*NYJ 10	TD	NYJ 25	1:43	3	4	0	4	NYJ 29	Punt	
JAX 15	3:05	3	26	5	31	JAX 46	Punt	NYJ 25	0:13	1	75	0	75	NYJ 25	TD	
JAX 13	7:15	6	70	5	75	*NYJ 12	FG	NYJ 13	7:19	10	52	-10	42	JAX 45	Punt	
JAX 25	0:20	3	0	0	0	JAX 25	Punt	NYJ 31	3:59	9	42	0	42	JAX 27	FG	
JAX 35	0:08	3	-1	0	-1	JAX 35	End of Half	NYJ 31	0:43	6	47	-5	42	JAX 27	Missed FG	
JAX 25	4:11	6	23	0	23	JAX 48	Punt	NYJ 18	0:47	2	82	0	82	NYJ 31	TD	
JAX 25	1:53	4	16	-10	6	JAX 31	Punt	NYJ 8	4:03	7	32	0	32	NYJ 40	Punt	
JAX 13	2:01	5	18	0	18	JAX 31	INT	JAX 7	1:31	4	-1	0	-1	*JAX 8	FG	
JAX 25	2:32	6	36	5	41	NYJ 34	Missed FG	NYJ 42	2:42	4	44	-5	39	*JAX 14	Fumble	
JAX 35	2:02	3	9	0	9	JAX 29	Punt	NYJ 25	3:24	7	34	0	34	JAX 41	Punt	
NYJ 35	2:33	8	41	-10	31	*NYJ 4	FG	NYJ 20	1:35	5	14	0	14	NYJ 34	INT	
								NYJ 25	0:46	3	6	0	6	NYJ 39	End of Half	
JAX 25	1:49	5	6	15	21	JAX 46	Punt	NYJ 3	1:23	3	7	0	7	NYJ 10	Punt	
50	1:36	3	7	0	7	NYJ 43	Punt	NYJ 9	3:06	5	26	-10	16	NYJ 25	Punt	
JAX 3	0:28	3	-1	0	-1	JAX 2	Punt	JAX 25	1:10	4	2	0	2	*JAX 23	FG	

*Redzone Possession | **Bold = Scoring Drive**

Supplemental Statistics



NEW YORK JETS 17 at CLEVELAND BROWNS 14 (10|08|17)

NEW YORK JETS								CLEVELAND BROWNS							
Possession: 25:34				Average Start: NYJ 29				Possession: 34:26				Average Start: CLV 30			
Begin	Time	Plays	Yards	Pen	Net	Last	Result	Begin	Time	Plays	Yards	Pen	Net	Last	Result
NYJ 26	2:05	3	-3	0	-3	NYJ 23	Punt	CLV 32	2:01	3	-3	0	-3	CLV 29	Punt
NYJ 24	2:54	3	7	-20	-13	NYJ 11	Punt	CLV 43	6:44	13	60	-15	45	*NYJ 4	Fumble
NYJ 7	2:49	9	27	15	42	NYJ 49	Punt	CLV 21	3:27	7	60	-15	45	NYJ 34	Missed FG
NYJ 42	1:23	3	6	0	6	NYJ 48	INT	NYJ 49	5:24	10	35	10	45	*NYJ 4	INT
NYJ 14	1:31	3	-2	0	-2	NYJ 12	Punt	CLV 45	1:11	7	19	15	34	NYJ 21	Missed FG
NYJ 29	0:31	6	32	9	32	CLV 39	FG								
NYJ 17	3:33	6	23	0	23	NYJ 40	Punt	CLV 25	5:37	10	70	5	75	NYJ 21	TD
CLV 13	0:41	2	13	0	13	*CLV 2	TD	CLV 20	0:52	2	1	0	1	CLV 21	INT
NYJ 3	4:26	8	97	0	97	CLV 24	TD	CLV 25	6:21	12	82	-10	72	*NYJ 4	Downs
NYJ 15	3:52	6	15	0	15	NYJ 30	Punt	CLV 25	1:15	3	5	-10	5	CLV 20	Punt
CLV 45	1:49	3	-3	0	-3	CLV 47	End of Game	CLV 14	1:34	5	86	0	86	NYJ 41	TD

*Redzone Possession | **Bold = Scoring Drive**

GAME-BY-GAME THIRD DOWNS:

DATE	OPPONENT	MADE	ATT	PCT	MADE	ATT	PCT
9/10	at BUF	4	14	29%	8	17	47%
9/17	at OAK	7	12	58%	8	12	67%
9/24	vs. MIA	4	13	31%	1	12	8%
10/1	vs. JAX	6	17	35%	4	15	27%
10/8	at CLV	4	12	33%	6	14	43%
TOTAL		25	68	36.8%	27	70	38.6%

GAME-BY-GAME FOURTH DOWNS:

DATE	OPPONENT	MADE	ATT	PCT	MADE	ATT	PCT
9/10	at BUF	1	1	100%	0	0	0%
9/17	at OAK	0	0	0%	0	0	0%
9/24	vs. MIA	0	0	0%	0	3	0%
10/1	vs. JAX	1	1	100%	0	0	0%
10/8	at CLV	0	0	0%	1	2	50%
TOTAL		2	2	100%	1	5	20%

GAME-BY-GAME OFFENSIVE STARTERS

Game	QB	RB	RB	TE	WR	WR	LT	LG	C	RG	RT
at BUF (9/10)	McCown	Forté	Stewart (WR)	Tomlinson	Anderson	Kearse	Beachum	Carpenter	Johnson	Winters	Shell
at OAK (9/17)	McCown	Powell	Qvale (TE)	Tye	Anderson	Kearse	Beachum	Carpenter	Johnson	Winters	Shell
vs. MIA (9/24)	McCown	Forté	Kerley (WR)	Seferian-Jenkins	Anderson	Kearse	Beachum	Carpenter	Johnson	Dozier	Shell
vs. JAX (10/1)	McCown	Powell	Tomlinson (TE)	Seferian-Jenkins	Anderson	Kearse	Beachum	Carpenter	Johnson	Winters	Qvale
at CLV (10/8)	McCown	Powell	Tomlinson (TE)	Seferian-Jenkins	Anderson	Kearse	Beachum	Carpenter	Johnson	Winters	Shell

GAME-BY-GAME DEFENSIVE STARTERS

Game	DL	DL	DL	OLB	ILB	ILB	OLB	CB	CB	SS	FS
at BUF (9/10)	Wilkerson	McLendon	L. Williams	Ealy (DL)	Davis	Lee	Brooks (DB)	Claiborne	Skrine	Adams	Maye
at OAK (9/17)	Wilkerson	McLendon	L. Williams	J. Martin	Davis	Lee	Jenkins	Claiborne	Skrine	Adams	Maye
vs. MIA (9/24)	Wilkerson	Ealy	L. Williams	Jenkins	Davis	Lee	Roberts (CB)	Claiborne	Skrine	Adams	Maye
vs. JAX (10/1)	Wilkerson	McLendon	L. Williams	Pennel (DL)	Davis	Lee	Jenkins	Claiborne	Skrine	Adams	Maye
at CLV (10/8)	Wilkerson	McLendon	L. Williams	Bass	Davis	Lee	Jenkins	Claiborne	Skrine	Adams	Maye

GAME-BY-GAME INACTIVES

at BUF (9/10)	Dozier	Jones	Kerley	Leggett	Miles	Petty	Sterling
at OAK (9/17)	Carter	Hackenberg	Harrison	Jones	Leggett	Miles	Tomlinson
vs. MIA (9/24)	Hackenberg	Hansen	Jones	Leggett	Miles	Tomlinson	Winters
vs. JAX (10/1)	Forté	Hackenberg	Jones	Leggett	Martin	Shell	Tye
at CLV (10/8)	Burriss	Ealy	Forté	Gwacham	Hackenberg	Martin	Roberts



Supplemental Statistics

GAME-BY-GAME STATISTICS: NEW YORK JETS OFFENSE

Game	FIRST DOWNS				TOT. OFFENSE			NET PASSING					RUSHING			PENALTIES		FUMBLES		T.O.P.		
	Tot	Run	Pass	Pen	Play	Yds	Avg	Att	Cmp	Yds	TD	INT	Sk	Att	Yds	Avg	TD	No.	Yds		No.	Lost
9/10 at BUF	11	2	8	1	55	214	3.9	39	26	176	0	2	1	15	38	2.5	1	5	62	2	0	26:56
9/17 at OAK	17	6	9	2	53	271	5.1	24	16	145	2	0	4	25	126	5.0	0	5	47	2	2	28:58
9/24 vs. MIA	16	4	9	3	59	336	5.7	23	18	233	1	0	2	34	103	3.0	1	10	94	3	1	36:08
10/1 vs. JAX	18	6	12	0	69	471	6.8	32	23	215	0	1	5	32	256	8.0	2	10	70	3	1	34:24
10/8 at CLV	14	1	12	1	51	212	4.2	30	23	178	2	1	3	18	34	1.9	0	9	80	1	0	25:34
Total	62	19	50	7	287	1,504	5.24	149	106	947	5	4	15	124	557	4.5	4	39	353	11	4	29:28

GAME-BY-GAME STATISTICS: OPPONENT OFFENSE

Game	FIRST DOWNS				TOT. OFFENSE			NET PASSING					RUSHING			PENALTIES		FUMBLES		T.O.P.		
	Tot	Run	Pass	Pen	Play	Yds	Avg	Att	Cmp	Yds	TD	INT	Sk	Att	Yds	Avg	TD	No.	Yds		No.	Lost
9/10 at BUF	23	10	11	2	72	408	5.7	28	16	218	2	1	2	42	190	4.5	1	6	50	0	0	33:04
9/17 at OAK	21	6	13	2	55	410	7.5	28	23	230	3	0	0	27	180	6.7	3	9	79	1	0	31:02
9/24 vs. MIA	16	0	12	4	63	225	3.6	45	26	195	1	2	3	15	30	2.0	0	8	51	1	0	23:52
10/1 vs. JAX	20	9	8	3	75	311	4.1	35	15	136	1	1	1	39	175	4.5	0	6	47	0	0	35:08
10/8 at CLV	22	9	9	4	70	419	6.0	36	24	279	2	2	1	33	140	4.2	0	6	60	2	1	34:26
Total	102	34	53	15	335	1,773	5.3	172	104	922	9	6	7	156	715	4.6	4	35	287	4	1	30:32

Player Participation



No.	Pos.	Name	01	02	03	04	05	06	07	08	09	10	11	12	13	14	15	16	17	GP	GS	DNP	IA
33	S	Adams, Jamal	SS	SS	SS	SS	SS													5	5	0	0
11	WR	Anderson, Robby	WR	WR	WR	WR	WR													5	5	0	0
47	LB	Bass, David	NWT	NWT	X	X	OLB													3	1	0	0
68	T	Beachum, Kelvin	LT	LT	LT	LT	LT													5	5	0	0
50	LB	Bishop, Freddie	PS	X	NWT	NWT	X													2	0	0	0
23	S	Brooks, Terrence	DB	X	X	X	X													5	1	0	0
32	CB	Burris, Juston	X	X	X	X	IA													4	0	0	1
39	RB	Cadet, Travaris	NWT	NWT	NWT	X	X													2	0	0	0
77	G	Carpenter, James	LG	LG	LG	LG	LG													5	5	0	0
54	LB	Carter, Bruce	X	IA	X	X	X													4	0	0	1
7	K	Catanzaro, Chandler	X	X	X	X	X													5	0	0	0
21	CB	Claiborne, Morris	CB	CB	CB	CB	CB													5	5	0	0
34	CB	Clark, Jeremy	R/NFI	R/NFI	R/NFI	R/NFI	R/NFI													0	0	0	0
56	LB	Davis, Demario	ILB	ILB	ILB	ILB	ILB													5	5	0	0
49	LB	Donahue, Dylan	X	X	X	X	IR													4	0	0	0
70	G	Dozier, Dakota	IA	X	RG	X	X													4	1	0	1
94	DL	Ealy, Kony	DL	X	DL	X	IA													4	2	0	1
4	P	Edwards, Lachlan	X	X	X	X	X													5	0	0	0
81	WR	Enunwa, Quincy	IR	IR	IR	IR	IR													0	0	0	0
3	WR	Estime, Brisly	IR	IR	IR	IR	IR													0	0	0	0
22	RB	Forté, Matt	RB	X	RB	IA	IA													3	2	0	2
87	TE	Gragg, Chris	IR	IR	IR	IR	IR													0	0	0	0
5	QB	Hackenberg, Christian	DNP	IA	IA	IA	IA													0	0	1	4
16	WR	Hansen, Chad	X	X	IA	X	X													4	0	0	1
78	OL	Harrison, Jonotthan	X	IA	X	X	X													4	0	0	1
42	LS	Hennessy, Thomas	X	X	X	X	X													5	0	0	0
71	T	Ijalana, Ben	X	X	X	X	X													5	0	0	0
48	LB	Jenkins, Jordan	X	OLB	OLB	OLB	OLB													5	4	0	0
75	DL	Johnson, Anthony	IR	IR	IR	IR	IR													0	0	0	0
76	C	Johnson, Wesley	C	C	C	C	C													5	5	0	0
31	CB	Jones, Derrick	IA	IA	IA	IA	X													1	0	0	4
10	WR	Kearse, Jermaine	WR	WR	WR	WR	WR													5	5	0	0
37	CB	Keeton, Bryson	IR	IR	IR	IR	IR													0	0	0	0
14	WR	Kerley, Jeremy	IA	X	WR	X	X													4	1	0	1
58	LB	Lee, Darron	OLB	ILB	ILB	ILB	ILB													5	5	0	0
86	TE	Leggett, Jordan	IA	IA	IA	IA	DNP													0	0	1	4
89	WR	Marshall, Jalin	R/SUS	R/SUS	R/SUS	R/SUS	EXP													0	0	0	0
95	LB	Martin, Josh	X	OLB	X	IA	IA													3	1	0	2
55	LB	Mauldin, Lorenzo	IR	IR	IR	IR	IR													0	0	0	0
26	S	Maye, Marcus	FS	FS	FS	FS	FS													5	5	0	0
15	QB	McCown, Josh	QB	QB	QB	QB	QB													5	5	0	0
25	RB	McGuire, Elijah	X	X	X	X	X													5	0	0	0
99	DL	McLendon, Steve	DL	DL	X	DL	DL													5	4	0	0
36	S	Middleton, Doug	IR	IR	IR	IR	IR													0	0	0	0
45	S	Miles, Rontez	IA	IA	IA	X	X													2	0	0	3
17	WR	Peake, Charone	X	X	X	IR	IR													3	0	0	0
91	DL	Pelon, Claude	X	NWT	PS	PS	PS													1	0	0	0
98	DL	Pennel, Mike	X	X	X	DL	X													5	1	0	0
9	QB	Petty, Bryce	IA	DNP	DNP	DNP	DNP													0	0	4	1
29	RB	Powell, Bilal	X	RB	X	RB	RB													5	3	0	0
79	OL	Qvale, Brent	X	TE	X	RT	X													5	2	0	0
84	WR	Raymond, Kalif	X	X	PS	NWT	NWT													2	0	0	0
27	CB	Roberts, Darryl	X	X	CB	X	IA													4	1	0	1
53	LB	Robinson, Edmond	X	NWT	NWT	IR	IR													1	0	0	0
88	TE	Seferian-Jenkins, Austin	R/SUS	R/SUS	TE	TE	TE													3	3	0	0
72	T	Shell, Brandon	RT	RT	RT	IA	RT													4	4	0	1
41	CB	Skrine, Buster	CB	CB	CB	CB	CB													5	5	0	0
19	WR	Smith, Devin	IR	IR	IR	IR	IR													0	0	0	0
51	LB	Stanford, Julian	X	X	X	X	X													5	0	0	0
85	TE	Sterling, Neal	IA	X	X	X	NWT													3	0	0	1
18	WR	Stewart, ArDarius	WR	X	X	X	X													5	1	0	0
97	DL	Thomas, Lawrence	PS	X	X	X	X													4	0	0	0
83	TE	Tomlinson, Eric	TE	IA	IA	TE	TE													3	3	0	2
82	TE	Tye, Will	X	TE	X	IA	NWT													3	1	0	1
96	DL	Wilkerson, Muhammad	DL	DL	DL	DL	DL													5	5	0	0
92	DL	Williams, Leonard	DL	DL	DL	DL	DL													5	5	0	0
20	CB	Williams, Marcus	X	X	X	X	X													5	0	0	0
67	G	Winters, Brian	RG	RG	IA	RG	RG													4	4	0	1



Roster | Experience

NO.	NAME	POS	HT	WT	AGE	EXP	COLLEGE	HOMETOWN	HOW ACQ.
15th SEASON (1)									
15	McCown, Josh	QB	6-4	218	38	15	Sam Houston State	Jacksonville, TX	FA-17
10th SEASON (1)									
22	Forté, Matt	RB	6-2	218	31	10	Tulane	Lake Charles, LA	UFA-16 (CHI)
EIGHTH SEASON (1)									
99	McLendon, Steve	DL	6-3	310	31	8	Troy	Ozark, AL	UFA-16 (PIT)
SEVENTH SEASON (7)									
77	Carpenter, James	G	6-5	321	28	7	Alabama	Augusta, GA	UFA-15 (SEA)
54	Carter, Bruce	LB	6-2	240	29	7	North Carolina	Havelock, NC	FA-16
71	Ijalana, Ben	T	6-4	322	28	7	Villanova	North Brunswick, NJ	W-13 (IND)
14	Kerley, Jeremy	WR	5-9	188	28	7	TCU	Austin, TX	FA-17
29	Powell, Bilal	RB	5-10	204	28	7	Louisville	Lakeland, FL	D4-11
41	Skrine, Buster	CB	5-9	185	28	7	Tennessee-Chattanooga	Woodstock, GA	UFA-15 (CLV)
96	Wilkerson, Muhammad	DL	6-4	315	27	7	Temple	Linden, NJ	D1-11
SIXTH SEASON (5)									
68	Beachum, Kelvin	T	6-3	308	28	6	SMU	Mexia, TX	UFA-17 (JAX)
39	Cadet, Travaris	RB	6-1	210	28	6	Appalachian State	Miami, FL	FA-17
21	Claiborne, Morris	CB	5-11	192	27	6	LSU	Shreveport, LA	UFA-17 (DAL)
56	Davis, Demario	LB	6-2	248	28	6	Arkansas State	Collins, MS	T-17 (CLV)
10	Kearse, Jermaine	WR	6-1	209	27	6	Washington	Lakewood, WA	T-17 (SEA)
FIFTH SEASON (3)									
47	Bass, David	LB	6-4	267	27	5	Missouri Western State	St. Louis, MO	FA-17
95	Martin, Josh	LB	6-3	245	25	5	Columbia	Aurora, CO	FA-15
67	Winters, Brian	G	6-4	320	26	5	Kent State	Hudson, OH	D3-13
FOURTH SEASON (10)									
23	Brooks, Terrence	S	5-11	200	25	4	Florida State	Dunnellon, FL	T-17 (PHI)
7	Catanzaro, Chandler	K	6-3	200	26	4	Clemson	Greenville, SC	FA-17
70	Dozier, Dakota	G	6-4	313	26	4	Furman	West Columbia, SC	D4c-14
94	Ealy, Kony	DL	6-4	275	25	4	Missouri	St. Louis, MO	W-17 (NE)
78	Harrison, Jonotthan	OL	6-4	300	26	4	Florida	Groveland, FL	FA-17
76	Johnson, Wesley	C	6-5	297	26	4	Vanderbilt	Nashville, TN	W-14 (PIT)
98	Pennel, Mike	DL	6-4	332	26	4	Colorado State-Pueblo	Denver, CO	W-16 (GB)
88	Seferian-Jenkins, Austin	TE	6-5	262	24	4	Washington	Fox Island, WA	W-16 (TB)
51	Stanford, Julian	LB	6-1	230	26	4	Wagner	Bloomfield, CT	FA-15
97	Stinson, Ed	DL	6-4	287	27	4	Alabama	Homestead, FL	FA-17
THIRD SEASON (6)									
57	Gwacham, Obum	LB	6-5	246	26	3	Oregon State	Onitsha, Nigeria	FA-17
45	Miles, Rontez	S	6-0	203	28	3	California (PA)	Braddock, PA	FA-13
9	Petty, Bryce	QB	6-3	230	26	3	Baylor	Midlothian, TX	D4-15
79	Qvale, Brent	OL	6-7	315	26	3	Nebraska	Williston, ND	FA-14
27	Roberts, Darryl	CB	6-0	182	26	3	Marshall	Lakeland, FL	W-16 (NE)
92	Williams, Leonard	DL	6-5	302	23	3	Southern California	Daytona Beach, FL	D1-15
SECOND SEASON (11)									
11	Anderson, Robby	WR	6-3	190	24	2	Temple	Ft. Lauderdale, FL	FA-16
50	Bishop, Freddie	LB	6-3	255	27	2	Western Michigan	Inkster, MI	FA-16
32	Burris, Juston	CB	6-0	212	24	2	North Carolina State	Raleigh, NC	D4-16
4	Edwards, Lachlan	P	6-4	209	25	2	Sam Houston State	Hastings, Australia	D7a-16
5	Hackenberg, Christian	QB	6-4	228	22	2	Penn State	Palmyra, VA	D2-16
48	Jenkins, Jordan	LB	6-3	259	23	2	Georgia	Hamilton, GA	D3-16
58	Lee, Darron	LB	6-1	232	22	2	Ohio State	New Albany, OH	D1-16
89	Marshall, Jalin	WR	5-10	200	22	2	Ohio State	Midletown, OH	FA-16
72	Shell, Brandon	T	6-5	324	25	2	South Carolina	Goose Creek, SC	D5-16
44	Thomas, Lawrence	DL	6-3	286	24	2	Michigan State	Detroit, MI	FA-16
83	Tomlinson, Eric	TE	6-6	263	25	2	UTEP	Klein, TX	FA-16
ROOKIE FIRST SEASON (8)									
33	Adams, Jamal	S	6-1	213	21	R	LSU	Lewisville, TX	D1-17
16	Hansen, Chad	WR	6-2	202	22	R	California	Fillmore, CA	D4-17
42	Hennessy, Thomas	LS	6-2	246	23	R	Duke	Bardonia, NY	T-17
31	Jones, Derrick	CB	6-2	188	22	R	Mississippi	Eupora, MS	D6c-17
86	Leggett, Jordan	TE	6-5	258	22	R	Clemson	Navarre, FL	D5a-17
26	Maye, Marcus	S	6-0	207	24	R	Florida	Melbourne, FL	D2-17
25	McGuire, Elijah	RB	5-10	214	23	R	Louisiana-Lafayette	Houma, LA	D6a-17
18	Stewart, ArDarius	WR	5-11	204	23	R	Alabama	Fultondale, AL	D3-17



3

QUARTERBACKS

Jeremy Bates (quarterbacks); **Mick Lombardi** (offensive assistant/assistant quarterbacks)

NO.	NAME	POS	COLLEGE	NOTE
5	Christian Hackenberg	QB	Penn State	Inactive for each of the last four weeks. In the preseason, completed 42-of-74 passes for 372 yards, two touchdowns and two interceptions.
15	Josh McCown	QB	Sam Houston State	Has completed 105-of-147 passes for 1,020 yards, five touchdowns and four interceptions this season. His 71.4% completion rate ranks second in the NFL this season.
9	Bryce Petty	QB	Baylor	Did not play as the backup quarterback each of the last four weeks. Completed 32-of-48 passes for 426 yards, three touchdowns and one interception in the preseason.

5

RUNNING BACKS

Stump Mitchell (running backs)

NO.	NAME	POS	COLLEGE	NOTE
39	Travaris Cadet	RB	Appalachian State	Made his Jets debut in Week Four vs. JAX (10/1) fielding two kickoffs, both resulting in touchbacks.
22	Matt Forté	RB	Tulane	Has totaled 94 rushing yards this season. In Week Two, totaled 91 yards from scrimmage at OAK (9/17), including nine carries for 53 rushing yards (5.9 avg.). Has been inactive the past two weeks.
25	Elijah McGuire	RB	Louisiana-Lafayette	Has rushed the ball 34 times for 176 yards this season, leading the Jets running backs with 5.2 yards per carry average. In the Week Four victory vs. JAX (10/1), broke a 69-yard run for his first career touchdown and the longest touchdown run by a rookie in franchise history.
29	Bilal Powell	RB	Louisville	Leads the Jets with 240 rushing yards this season. In the Week Four victory vs. JAX (10/1), recorded a career-high 75-yard touchdown run and finished the game with a career-high 163 rushing yards on 21 attempts (7.8 avg.).
44	Lawrence Thomas	FB	Michigan State	Second-year player who transitioned primarily to fullback after being listed as defensive line for the first four weeks of the season. Registered one reception for 15 yards during Week Three (9/24).

6

WIDE RECEIVERS

Karl Dorrell (wide receivers)

NO.	NAME	POS	COLLEGE	NOTE
11	Robby Anderson	WR	Temple	Tied for most receiving yards on the team (220). His 69-yard touchdown reception in the Week Three victory vs. MIA (9/24) was the longest of his career.
16	Chad Hansen	WR	California	The 2017 fourth-round pick made his NFL debut Week One (9/10).
10	Jermaine Kearse	WR	Washington	Leads the Jets in receptions (22). Hauled in two touchdown receptions at OAK (9/17) for his third multi-touchdown performance of his career. All three of his touchdown receptions this season have come on the road (two at OAK, one at CLV), which leads the NFL.
14	Jeremy Kerley	WR	TCU	After being inactive Week One, has hauled in 17 receptions for 132 yards over the last four games.
89	Jalin Marshall	WR	Ohio State	Appeared in 10 games last season, registering 14 receptions for 162 yards and two touchdowns.
18	ArDarius Stewart	WR	Alabama	The third-round draft choice started Week One (9/10) in a three wide receiver set. Has recorded three receptions for 34 yards this season and returned two kicks for yards.

3

TIGHT ENDS

Jimmie Johnson (tight ends)

NO.	NAME	POS	COLLEGE	NOTE
86	Jordan Leggett	TE	Clemson	Selected by the Jets in the fifth round (150th overall) of the 2017 NFL Draft, hauled in five receptions for 68 yards this preseason. Inactive for the first four games of 2017 due to an injury.
88	Austin Seferian-Jenkins	TE	Washington	Made his 2017 debut in Week Three (9/24), tying a career-high with five receptions for 31 yards. In Week Five (10/8), recorded his first touchdown on the season and first as a Jet.
83	Eric Tomlinson	TE	UTEP	Tallied his first-career reception for 25 yards in Week One (9/10). Inactive during Weeks Two and Three due to an injury, before returning in Week Four and helping block for an RB tandem that compiled 256 yards rushing. Established a new career-long 34-yard reception during Week Five (10/8).

9

OFFENSIVE LINE

Steve Marshall (offensive line); **David Diaz-Infante** (assistant offensive line)

NO.	NAME	POS	COLLEGE	NOTE
68	Kelvin Beachum	T	SMU	Started all five games at left tackle this season after starting 15 games last year for JAX.
77	James Carpenter	G	Alabama	Started at left guard in all five games this season, appearing in 37 straight as a Jet.
70	Dakota Dozier	G	Furman	Made his first start of 2017 vs. MIA (9/24), filling in for Brian Winters .
78	Jonothan Harrison	OL	Florida	Appeared in three-of-five games this season after starting four games last year for IND.
71	Ben Ijalana	T	Villanova	Appeared in each of the first five games after being one of only two Jet offensive linemen to appear in all 16 games last season.
76	Wesley Johnson	C	Vanderbilt	Started all five games at center this season after starting eight games in 2016.
79	Brent Qvale	OL	Nebraska	Appeared in all five games this season, including starting at OAK (9/17) as an extra tight end, and at RT vs. JAX (10/1) for Shell .
72	Brandon Shell	T	South Carolina	Has made starts at right tackle in four games this season, missing Week Four vs. JAX (10/1).
67	Brian Winters	G	Kent State	Started at right guard four-of-five games this season, inactive Week Three with an injury.



Roster | Position

6

DEFENSIVE LINE

Robert Nunn (defensive line); **La'Roi Glover** (assistant defensive line)

NO.	NAME	POS	COLLEGE	NOTE
94	Kony Ealy	DL	Missouri	Recorded his first interception as a Jet in the Week Four victory vs. JAX (10/1). Has registered five passes defended on the season, including a career-high four in Week Four vs. JAX. Inactive during Week Five (10/8).
99	Steve McLendon	DL	Troy	Started four-of-five games this season and was part of a Jets defensive line that limited MIA to 30 rushing yards in Week Three (9/24).
98	Mike Pennel	DL	Colorado State-Pueblo	Appeared in all five games this season as part of a Jets defensive line that held MIA in Week Three (9/24) to the least rushing yards by a Jets opponent since 10/23/16.
97	Ed Stinson	DL	Alabama	Made his Jets debut during Week Five (10/8).
96	Muhammad Wilkerson	DL	Temple	A starter in all five games of 2017, ranks second among Jets defensive linemen with 19 tackles. Has 41.0 sacks in his career, leading the team in two of the last three seasons.
92	Leonard Williams	DL	Southern California	Started each of the first five games in 2017, leading the team with six quarterback hits. Ranks first among Jets defensive linemen with 21 tackles.

9

LINEBACKERS

Mike Caldwell (assistant head coach/inside linebackers); **Kevin Greene** (outside linebackers)

NO.	NAME	POS	COLLEGE	NOTE
47	David Bass	LB	Missouri Western State	Acquired prior to Week Three (9/24), leads the team with 2.0 sacks.
50	Freddie Bishop	LB	Western Michigan	Returned to the Jets for Week Five (10/8), registering six tackles and one fumble recovery.
54	Bruce Carter	LB	North Carolina	Ranked fourth on the team last season (2016) with five special teams tackles. Has recorded four special teams tackles this season.
56	Demario Davis	LB	Arkansas State	In the first five weeks of the season, has totaled 58 tackles, the most through the first five games of a season in his career, breaking his record of 44 in 2015.
57	Obum Gwacham	LB	Oregon State	Acquired prior to Week Five (10/4), has registered four tackles and 2.5 sacks in his three-year career.
48	Jordan Jenkins	LB	Georgia	Started four-of-five games this season, registering 15 tackles.
58	Darron Lee	LB	Ohio State	Started all five games at inside linebacker. In Week One at BUF (9/10), amassed 10 tackles, 1.0 sacks and one pass defended at BUF. Second on the team in total tackles (37).
95	Josh Martin	LB	Columbia	Recorded a team-high 4.0 tackles for loss in Week One, as well as 0.5 sacks. Second on the team with four special teams tackles.
51	Julian Stanford	LB	Wagner	Appeared in all five games this season, ranking first on the team with five special teams tackles.

9

DEFENSIVE BACKS

Dennard Wilson (defensive backs); **Daylon McCutcheon** (assistant defensive backs)

NO.	NAME	POS	COLLEGE	NOTE
33	Jamal Adams	S	LSU	Started the first five games of the 2017 season. Recorded his first-career sack for a loss of 10 yards vs. MIA (9/24).
23	Terrence Brooks	S	Florida State	Tallied two interceptions against MIA (9/24), one on a fake punt attempt and one on a Jay Cutler pass in the fourth quarter, resulting in AFC Defensive Player of the Week honors.
32	Juston Burris	CB	North Carolina State	Appeared in the first four games this season before being inactive during Week Five (10/8). Recorded one interception, returning the ball 48 yards against BUF in Week One (9/10).
21	Morris Claiborne	CB	LSU	Started all five games, recording five passes defended, one interception and 19 tackles, including two for loss.
31	Derrick Jones	CB	Mississippi	Made his NFL debut in Week Five (10/8), appearing on special teams.
26	Marcus Maye	S	Florida	The second-round pick has tallied 23 tackles, one pass defended, one quarterback hit, and one interception this season.
45	Rontez Miles	S	California (PA)	Made his 2017 debut Week Four (10/1), recording a special teams tackle.
27	Darryl Roberts	CB	Marshall	Started Week Three vs. MIA (9/24), recorded a career-high seven tackles.
41	Buster Skrine	CB	Tennessee-Chattanooga	Has started each of the first five weeks at cornerback, recording a 12-yard sack vs. MIA (9/24). Has tallied 26 tackles, one forced fumble, two quarterback hits, and 1.0 sack this season.

3

SPECIALISTS

Brant Boyer (special teams coordinator); **Jeff Hammerschmidt** (assistant special teams)

NO.	NAME	POS	COLLEGE	NOTE
7	Chandler Catanzaro	K	Clemson	Converted 10-of-12 field goal attempts over the first five weeks of the season. One of only three kickers in the NFL to convert eight field goals of 40+ yards this season. In Week Five at CLV (10/8), converted on a 57-yard field goal, the longest in franchise history.
4	Lachlan Edwards	P	Sam Houston State	Has registered three consecutive games this season where he has recorded a punt of at least 60 yards. His 70-yard punt in overtime of the Week Four victory vs. JAX (10/1) was the longest ever in an overtime period in NFL history.
42	Thomas Hennessy	LS	Duke	Made his NFL debut against BUF (9/10) contributing to Catanzaro's two made field goals. Snapped for K Chandler Catanzaro's game-winning field goal and P Lachlan Edwards' overtime record 70-yard punt in the Week Four victory.

Roster | Depth Chart



Depth Chart was compiled by the New York Jets Communications Staff

OFFENSE

WR	11 Robby Anderson	<u>18 ArDarius Stewart</u>	89 Jalin Marshall
LT	68 Kelvin Beachum	71 Ben Ijalana	
LG	77 James Carpenter	70 Dakota Dozier	
C	76 Wesley Johnson	78 Jonotthan Harrison	
RG	67 Brian Winters	70 Dakota Dozier	
RT	72 Brandon Shell	79 Brent Qvale	
TE	88 Austin Seferian-Jenkins	83 Eric Tomlinson	<u>86 Jordan Leggett</u>
WR	10 Jermaine Kearse	14 Jeremy Kerley	<u>16 Chad Hansen</u>
QB	15 Josh McCown	9 Bryce Petty	5 Christian Hackenberg
RB	22 Matt Forté	<u>25 Elijah McGuire</u>	
RB	29 Bilal Powell	39 Travaris Cadet	44 Lawrence Thomas (FB)

DEFENSE

DL	92 Leonard Williams	94 Kony Ealy	
DL	99 Steve McLendon	98 Mike Pennel	
DL	96 Muhammad Wilkerson	97 Ed Stinson	
OLB	95 Josh Martin	57 Obum Gwacham	50 Freddie Bishop
ILB	58 Darron Lee	51 Julian Stanford	
ILB	56 Demario Davis	54 Bruce Carter	
OLB	48 Jordan Jenkins	47 David Bass	
CB	41 Buster Skrine	32 Juston Burris	
CB	21 Morris Claiborne	27 Darryl Roberts	<u>31 Derrick Jones</u>
SS	<u>33 Jamal Adams</u>	23 Terrence Brooks	
FS	<u>26 Marcus Maye</u>	45 Rontez Miles	

SPECIAL TEAMS

K	7 Chandler Catanzaro	
P	4 Lachlan Edwards	
H	4 Lachlan Edwards	
PR	14 Jeremy Kerley	<u>25 Elijah McGuire</u>
KR	<u>18 ArDarius Stewart</u>	39 Travaris Cadet
LS	<u>42 Thomas Hennessy</u>	

KEY: ROOKIE

PRONUNCIATION GUIDE

JUSTON Burris.....Justin	LACHLAN EdwardsLOCK-lan	Mike PENNELpuh-NELL
TRAVARIS Cadet truh-VARR-iss	OBUM GWACHAMoh-BOOM GWAH-chum	BILAL Powellbuh-LAHL
Chandler CATANZAROcat-un-ZAIR-oh	Ben IJALANA EYE-juh-LAH-nuh	Brent QVALEKWAH-lee
Dakota DOZIER DOUGH-jer	DARRON Lee Darrin	Buster SKRINE Screen



Roster | Alphabetical

NO.	NAME	POS	HT	WT	AGE	EXP	COLLEGE	HOMETOWN	HOW ACQ.
33	Adams, Jamal	S	6-1	213	21	R	LSU	Lewisville, TX	D1-17
11	Anderson, Robby	WR	6-3	190	24	2	Temple	Ft. Lauderdale, FL	FA-16
47	Bass, David	LB	6-4	267	27	5	Missouri Western State	St. Louis, MO	FA-17
68	Beachum, Kelvin	T	6-3	308	28	6	SMU	Mexia, TX	UFA-17 (JAX)
50	Bishop, Freddie	LB	6-3	255	27	2	Western Michigan	Inkster, MI	FA-16
23	Brooks, Terrence	S	5-11	200	25	4	Florida State	Dunnellon, FL	T-17 (PHI)
32	Burris, Juston	CB	6-0	212	24	2	North Carolina State	Raleigh, NC	D4-16
39	Cadet, Travaris	RB	6-1	210	28	6	Appalachian State	Miami, FL	FA-17
77	Carpenter, James	G	6-5	321	28	7	Alabama	Augusta, GA	UFA-15 (SEA)
54	Carter, Bruce	LB	6-2	240	29	7	North Carolina	Havelock, NC	FA-16
7	Catanzaro, Chandler	K	6-3	200	26	4	Clemson	Greenville, SC	FA-17
21	Claiborne, Morris	CB	5-11	192	27	6	LSU	Shreveport, LA	UFA-17 (DAL)
56	Davis, Demario	LB	6-2	248	28	6	Arkansas State	Collins, MS	T-17 (CLV)
70	Dozier, Dakota	G	6-4	313	26	4	Furman	West Columbia, SC	D4c-14
94	Ealy, Kony	DL	6-4	275	25	4	Missouri	St. Louis, MO	W-17 (NE)
4	Edwards, Lachlan	P	6-4	209	25	2	Sam Houston State	Hastings, Australia	D7a-16
22	Forté, Matt	RB	6-2	218	31	10	Tulane	Lake Charles, LA	UFA-16 (CHI)
57	Gwacham, Obum	LB	6-5	246	26	3	Oregon State	Onitsha, Nigeria	FA-17
5	Hackenberg, Christian	QB	6-4	228	22	2	Penn State	Palmyra, VA	D2-16
16	Hansen, Chad	WR	6-2	202	22	R	California	Fillmore, CA	D4-17
78	Harrison, Jonotthan	OL	6-4	300	26	4	Florida	Groveland, FL	FA-17
42	Hennessy, Thomas	LS	6-2	246	23	R	Duke	Bardonia, NY	T-17
71	Ijalana, Ben	T	6-4	322	28	7	Villanova	North Brunswick, NJ	W-13 (IND)
48	Jenkins, Jordan	LB	6-3	259	23	2	Georgia	Hamilton, GA	D3-16
76	Johnson, Wesley	C	6-5	297	26	4	Vanderbilt	Nashville, TN	W-14 (PIT)
31	Jones, Derrick	CB	6-2	188	22	R	Mississippi	Eupora, MS	D6c-17
10	Kearse, Jermaine	WR	6-1	209	27	6	Washington	Lakewood, WA	T-17 (SEA)
14	Kerley, Jeremy	WR	5-9	188	28	7	TCU	Austin, TX	FA-17
58	Lee, Darron	LB	6-1	232	22	2	Ohio State	New Albany, OH	D1-16
86	Leggett, Jordan	TE	6-5	258	22	R	Clemson	Navarre, FL	D5a-17
89	Marshall, Jalin	WR	5-10	200	22	2	Ohio State	Middletown, OH	FA-16
95	Martin, Josh	LB	6-3	245	25	5	Columbia	Aurora, CO	FA-15
26	Maye, Marcus	S	6-0	207	24	R	Florida	Melbourne, FL	D2-17
15	McCown, Josh	QB	6-4	218	38	15	Sam Houston State	Jacksonville, TX	FA-17
25	McGuire, Elijah	RB	5-10	214	23	R	Louisiana-Lafayette	Houma, LA	D6a-17
99	McLendon, Steve	DL	6-3	310	31	8	Troy	Ozark, AL	UFA-16 (PIT)
45	Miles, Rontez	S	6-0	203	28	3	California (PA)	Braddock, PA	FA-13
98	Pennel, Mike	DL	6-4	332	26	4	Colorado State-Pueblo	Denver, CO	W-16 (GB)
9	Petty, Bryce	QB	6-3	230	26	3	Baylor	Midlothian, TX	D4-15
29	Powell, Bilal	RB	5-10	204	28	7	Louisville	Lakeland, FL	D4-11
79	Qvale, Brent	OL	6-7	315	26	3	Nebraska	Williston, ND	FA-14
27	Roberts, Darryl	CB	6-0	182	26	3	Marshall	Lakeland, FL	W-16 (NE)
88	Seferian-Jenkins, Austin	TE	6-5	262	24	4	Washington	Fox Island, WA	W-16 (TB)
72	Shell, Brandon	T	6-5	324	25	2	South Carolina	Goose Creek, SC	D5-16
41	Skrine, Buster	CB	5-9	185	28	7	Tennessee-Chattanooga	Woodstock, GA	UFA-15 (CLV)
51	Stanford, Julian	LB	6-1	230	27	4	Wagner	Bloomfield, CT	FA-15
18	Stewart, ArDarius	WR	5-11	204	23	R	Alabama	Fultondale, AL	D3-17
97	Stinson, Ed	DL	6-4	287	27	4	Alabama	Homestead, FL	FA-17
44	Thomas, Lawrence	DL	6-3	286	24	2	Michigan State	Detroit, MI	FA-16
83	Tomlinson, Eric	TE	6-6	263	25	2	UTEP	Klein, TX	FA-16
96	Wilkerson, Muhammad	DL	6-4	315	27	7	Temple	Linden, NJ	D1-11
92	Williams, Leonard	DL	6-5	302	23	3	Southern California	Daytona Beach, FL	D1-15
67	Winters, Brian	G	6-4	320	26	5	Kent State	Hudson, OH	D3-13

PRACTICE SQUAD

69	Braden, Ben	OL	6-6	329	23	R	Michigan	Rockford, MI	FA-17
38	Coleman, Xavier	CB	5-11	190	22	R	Portland State	Portland, OR	FA-17
63	Gray, Geoff	OL	6-5	315	22	R	Manitoba	Manitoba, Canada	FA-17
87	Natson, JoJo	WR	5-7	153	23	1	Akron	Lauderdale Lakes, FL	FA-17
66	Pelon, Claude	DL	6-4	300	24	1	Southern California	Miami, FL	FA-16
84	Raymond, Kalif	WR	5-9	160	23	2	Holy Cross	Lawrenceville, GA	W-17 (DEN)
93	Simon, Deon	DL	6-4	332	27	2	Northwestern State (LA)	Baton Rouge, LA	D7-15
35	Sinkfield, Terrell	CB	6-1	195	26	1	Northern Iowa	Minnetonka, MN	FA-17
1	Stringfellow, Damore'ea	WR	6-2	222	22	R	Mississippi	Perris, CA	W-17 (MIA)
	Thomas, Jahad	RB	5-10	190	21	R	Temple	Elizabeth, NJ	FA-17

ACTIVE/NON-FOOTBALL INJURY

34	Clark, Jeremy	CB	6-3	220	23	R	Michigan	Madisonville, KY	D6b-17
----	---------------	----	-----	-----	----	---	----------	------------------	--------

RESERVE/INJURED

81	Enunwa, Quincy	WR	6-2	225	25	3	Nebraska	Moreno Valley, CA	D6b-14
3	Estime, Brisly	WR	5-9	186	24	R	Syracuse	Delray Beach, FL	FA-17
87	Gragg, Chris	TE	6-3	244	27	5	Arkansas	Pine Bluff, AR	FA-17
75	Johnson, Anthony	DL	6-2	295	24	3	LSU	New Orleans, LA	FA-16
37	Keeton, Bryson	CB	6-2	190	24	1	Montana State	Bakersfield, CA	FA-16
49	Donahue, Dylan	LB	6-3	248	25	R	West Georgia	Billings, MT	D5b-17
55	Mauldin, Lorenzo	LB	6-4	259	24	3	Louisville	Sacramento, CA	D3-15
36	Middleton, Doug	S	6-0	210	23	1	Appalachian State	Winston-Salem, NC	FA-16
17	Peake, Charone	WR	6-2	209	24	2	Clemson	Moore, SC	D7b-16
53	Robinson, Edmond	LB	6-3	245	25	3	Newberry	Wadmalaw, SC	W-17 (MIN)
19	Smith, Devin	WR	6-1	199	25	3	Ohio State	Massillon, OH	D2-15

Roster | Numerical



NO.	NAME	POS	HT	WT	AGE	EXP	COLLEGE	HOMETOWN	GP GS DNP IA
4	Lachlan Edwards	P	6-4	209	25	2	Sam Houston State	Hastings, Australia	5/0/0/0
5	Christian Hackenberg	QB	6-4	228	22	2	Penn State	Palmyra, VA	0/0/1/4
7	Chandler Catanzaro	K	6-3	200	26	4	Clemson	Greenville, SC	5/0/0/0
9	Bryce Petty	QB	6-3	230	26	3	Baylor	Midlothian, TX	0/0/4/1
10	Jermaine Kearse	WR	6-1	209	27	6	Washington	Lakewood, WA	5/5/0/0
11	Robby Anderson	WR	6-3	190	24	2	Temple	Ft. Lauderdale, FL	5/5/0/0
14	Jeremy Kerley	WR	5-9	188	28	7	TCU	Austin, TX	4/1/0/1
15	Josh McCown	QB	6-4	218	38	15	Sam Houston State	Jacksonville, TX	4/4/0/0
16	Chad Hansen	WR	6-2	202	22	R	California	Fillmore, CA	4/0/0/1
18	ArDarius Stewart	WR	5-11	204	23	R	Alabama	Fultondale, AL	5/1/0/0
21	Morris Claiborne	CB	5-11	192	27	6	LSU	Shreveport, LA	5/5/0/0
22	Matt Forté	RB	6-2	218	31	10	Tulane	Lake Charles, LA	3/2/0/2
23	Terrence Brooks	S	5-11	200	25	4	Florida State	Dunnellon, FL	5/1/0/0
25	Elijah McGuire	RB	5-10	214	23	R	Louisiana-Lafayette	Houma, LA	5/0/0/0
26	Marcus Maye	S	6-0	207	24	R	Florida	Melbourne, FL	5/5/0/0
27	Darryl Roberts	CB	6-0	182	26	3	Marshall	Lakeland, FL	4/1/0/1
29	Bilal Powell	RB	5-10	204	28	7	Louisville	Lakeland, FL	5/3/0/0
31	Derrick Jones	CB	6-2	188	22	R	Mississippi	Eupora, MS	1/0/0/4
32	Juston Burris	CB	6-0	212	24	2	North Carolina State	Raleigh, NC	4/0/0/1
33	Jamal Adams	S	6-1	213	21	R	LSU	Lewisville, TX	5/5/0/0
39	Travaris Cadet	RB	6-1	210	28	6	Appalachian State	Miami, FL	2/0/0/0
41	Buster Skrine	CB	5-9	185	28	7	Tennessee-Chattanooga	Woodstock, GA	5/5/0/0
42	Thomas Hennessy	LS	6-2	246	23	R	Duke	Bardonia, NY	5/0/0/0
44	Lawrence Thomas	DL	6-3	286	24	2	Michigan State	Detroit, MI	4/0/0/0
45	Rontez Miles	S	6-0	203	28	3	California (PA)	Braddock, PA	2/0/0/3
47	David Bass	LB	6-4	267	27	5	Missouri Western State	St. Louis, MO	3/1/0/0
48	Jordan Jenkins	LB	6-3	259	23	2	Georgia	Hamilton, GA	5/4/0/0
50	Freddie Bishop	LB	6-3	255	27	2	Western Michigan	Inkster, MI	2/0/0/0
51	Julian Stanford	LB	6-1	230	27	4	Wagner	Bloomfield, CT	5/0/0/0
54	Bruce Carter	LB	6-2	240	29	7	North Carolina	Havelock, NC	4/0/0/1
56	Demario Davis	LB	6-2	248	28	6	Arkansas State	Collins, MS	5/5/0/0
57	Obum Gwacham	LB	6-5	246	26	3	Oregon State	Onitsha, Nigeria	0/0/0/1
58	Darron Lee	LB	6-1	232	22	2	Ohio State	New Albany, OH	5/5/0/0
67	Brian Winters	G	6-4	320	26	5	Kent State	Hudson, OH	4/4/0/1
68	Kelvin Beachum	T	6-3	308	28	6	SMU	Mexia, TX	5/5/0/0
70	Dakota Dozier	G	6-4	313	26	4	Furman	West Columbia, SC	4/1/0/1
71	Ben Ijalana	T	6-4	322	28	7	Villanova	North Brunswick, NJ	5/0/0/0
72	Brandon Shell	T	6-5	324	25	2	South Carolina	Goose Creek, SC	4/4/0/1
76	Wesley Johnson	C	6-5	297	26	4	Vanderbilt	Nashville, TN	5/5/0/0
77	James Carpenter	G	6-5	321	28	7	Alabama	Augusta, GA	5/5/0/0
78	Jonothan Harrison	OL	6-4	300	26	4	Florida	Groveland, FL	4/0/0/1
79	Brent Vqale	OL	6-7	315	26	3	Nebraska	Williston, ND	5/2/0/0
83	Eric Tomlinson	TE	6-6	263	25	2	UTEP	Klein, TX	3/3/0/2
86	Jordan Leggett	TE	6-5	258	22	R	Clemson	Navarre, FL	0/0/1/4
88	Austin Seferian-Jenkins	TE	6-5	262	25	4	Washington	Fox Island, WA	3/3/0/0
89	Jalin Marshall	WR	5-10	200	22	2	Ohio State	Middletown, OH	0/0/0/0
92	Leonard Williams	DL	6-5	302	23	3	Southern California	Daytona Beach, FL	5/5/0/0
94	Kony Ealy	DL	6-4	275	25	4	Missouri	St. Louis, MO	4/2/0/1
95	Josh Martin	LB	6-3	245	25	5	Columbia	Aurora, CO	3/1/0/2
96	Muhammad Wilkerson	DL	6-4	315	27	7	Temple	Linden, NJ	5/5/0/0
97	Ed Stinson	DL	6-4	287	27	4	Alabama	Homestead, FL	1/0/0/0
98	Mike Pennel	DL	6-4	332	26	4	Colorado State-Pueblo	Denver, CO	5/1/0/0
99	Steve McLendon	DL	6-3	310	31	8	Troy	Ozark, AL	5/4/0/0

PRACTICE SQUAD

1	Damore'ea Stringfellow	WR	6-2	222	22	R	Mississippi	Perris, CA	0/0/0/0
30	Robert Nelson	CB	5-9	175	27	4	Arizona State	Lakeland, FL	0/0/0/0
35	Terrell Sinkfield	CB	6-1	195	26	1	Northern Iowa	Minnetonka, MN	0/0/0/0
38	Xavier Coleman	CB	5-11	190	22	R	Portland State	Portland, OR	0/0/0/0
63	Geoff Gray	OL	6-5	315	22	R	Manitoba	Winnipeg, Canada	0/0/0/0
69	Ben Braden	OL	6-6	329	23	R	Michigan	Rockford, MI	0/0/0/0
87	JoJo Natson	WR	5-7	153	23	R	Akron	Lauderdale Lakes, FL	0/0/0/0
91	Claude Pelon	DL	6-4	300	24	1	Southern California	Miami, FL	1/0/0/0
93	Deon Simon	DL	6-4	332	27	2	Northwestern State (LA)	Baton Rouge, LA	0/0/0/0
	Jahad Thomas	RB	5-10	190	21	R	Temple	Elizabeth, NJ	0/0/0/0

ACTIVE/NON-FOOTBALL INJURY

34	Jeremy Clark	CB	6-3	220	23	R	Michigan	Madisonville, KY	0/0/0/0
----	--------------	----	-----	-----	----	---	----------	------------------	---------

RESERVE/INJURED

3	Brisly Estime	WR	5-9	186	24	R	Syracuse	Delray Beach, FL	0/0/0/0
17	Charone Peake	WR	6-2	209	24	2	Clemson	Moore, SC	3/0/0/0
19	Devin Smith	WR	6-1	199	25	3	Ohio State	Massillon, OH	0/0/0/0
36	Doug Middleton	S	6-0	210	24	1	Appalachian State	Winston-Salem, NC	0/0/0/0
37	Bryson Keeton	CB	6-2	190	24	1	Montana State	Bakersfield, CA	0/0/0/0
49	Dylan Donahue	LB	6-3	248	25	R	West Georgia	Billings, MT	4/0/0/0
53	Edmond Robinson	LB	6-3	245	25	3	Newberry	St. John's Island, SC	1/0/0/0
55	Lorenzo Mauldin	LB	6-4	259	25	3	Louisville	Sacramento, CA	0/0/0/0
75	Anthony Johnson	DL	6-2	295	24	3	LSU	New Orleans, LA	0/0/0/0
81	Quincy Enunwa	WR	6-2	225	25	3	Nebraska	Moreno Valley, CA	0/0/0/0
87	Chris Gragg	TE	6-3	244	27	5	Arkansas	Pine Bluff, AR	0/0/0/0