



## MIAMI DOLPHINS WEEKLY RELEASE

---

WEEK 6

MIAMI DOLPHINS (2-2) AT ATLANTA FALCONS (3-1)

SUNDAY, OCT. 15, 2017 | 1 PM ET | MERCEDES-BENZ STADIUM | ATLANTA, GA.





## 2017 MIAMI DOLPHINS SCHEDULE

### PRESEASON

**OCTOBER 31, 2017**

Trade Deadline

DATE	OPPONENT	STADIUM	TIME/ RESULT	NETWORK	RADIO	PRESENTING SPONSOR	GIVEAWAY
Thurs., Aug. 10	Atlanta Falcons	Hard Rock Stadium	W, 23-20	WFOR CBS4	560 WQAM KISS 99.9		
Thurs., Aug. 17	Baltimore Ravens	Hard Rock Stadium	L, 7-31	WFOR CBS4	560 WQAM KISS 99.9		
Thurs., Aug. 24	at Philadelphia Eagles	Lincoln Financial Field	L, 31-38	WFOR CBS4	560 WQAM KISS 99.9		
Thurs., Aug. 31	at Minnesota Vikings	U.S. Bank Stadium	W, 30-9	WFOR CBS4	560 WQAM KISS 99.9		

**JANUARY 15, 2018**

Deadline for underclassmen to declare for the NFL draft

### REGULAR SEASON

**JANUARY 28, 2018**

Pro Bowl  
Orlando, Fla.

DATE	OPPONENT	STADIUM	TIME/ RESULT	NETWORK	RADIO	PRESENTING SPONSOR	GIVEAWAY
BYE WEEK							
Sun., Sept. 17	at Los Angeles Chargers	StubHub Center	W, 19-17	CBS	560 WQAM KISS 99.9		
Sun., Sept. 24	at New York Jets	MetLife Stadium	L, 6-20	CBS	560 WQAM KISS 99.9		
Sun., Oct. 1	New Orleans Saints	Wembley Stadium (London)	L, 0-20	FOX	560 WQAM KISS 99.9		
Sun., Oct. 8	Tennessee Titans	Hard Rock Stadium	W, 16-10	CBS	560 WQAM KISS 99.9		Co-Branded Cancer Awareness Wristbands
Sun., Oct. 15	at Atlanta Falcons	Mercedes-Benz Stadium	1 p.m.	CBS	560 WQAM KISS 99.9		
Sun., Oct. 22	New York Jets	Hard Rock Stadium	1 p.m.	FOX	560 WQAM KISS 99.9		
Thurs., Oct. 26	at Baltimore Ravens	M&T Bank Stadium	8:25 p.m.	CBS/NFLN/ Amazon	560 WQAM KISS 99.9		
Sun., Nov. 5	Oakland Raiders	Hard Rock Stadium	8:30 p.m.*	NBC	560 WQAM KISS 99.9		
Mon., Nov. 13	at Carolina Panthers	Bank of America Stadium	8:30 p.m.	ESPN	560 WQAM KISS 99.9		
Sun., Nov. 19	Tampa Bay Buccaneers	Hard Rock Stadium	TBD	FOX	560 WQAM KISS 99.9		Co-Branded Sunglasses & Sunglass Pouch
Sun., Nov. 26	at New England Patriots	Gillette Stadium	1 p.m.*	CBS	560 WQAM KISS 99.9		
Sun., Dec. 3	Denver Broncos	Hard Rock Stadium	1 p.m.*	CBS	560 WQAM KISS 99.9		
Mon., Dec. 11	New England Patriots	Hard Rock Stadium	8:30 p.m.	ESPN	560 WQAM KISS 99.9	Hard Rock Hotel	
Sun., Dec. 17	at Buffalo Bills	New Era Field	1 p.m.*	CBS	560 WQAM KISS 99.9		
Sun., Dec. 24	at Kansas City Chiefs	Arrowhead Stadium	1 p.m.*	CBS	560 WQAM KISS 99.9		
Sun., Dec. 31	Buffalo Bills	Hard Rock Stadium	1 p.m.	CBS	560 WQAM KISS 99.9		

**MARCH 14, 2018**

2018 League Year Begins

**APRIL 26-28, 2018**

2018 NFL draft  
Site TBD

\* Game subject to flex scheduling  
All times EASTERN



All Dolphins games can be heard on 560 WQAM and Kiss 99.9, the flagship stations of the Miami Dolphins Radio Network, Dolphins.com and throughout South and Central Florida on stations that make up The Miami Dolphins Radio Network. In addition to the game broadcasts, the stations will feature expanded pre-, halftime and postgame shows. Dolphins fans who tune into Miami's Sportsradio 560 WQAM will have the opportunity to listen to live broadcasts of Head Coach Adam Gase's day-after game press conferences and "Dolphins Friday," a day of Dolphins' centric-content on the station featuring interviews with players, coaches, and team executives. Fans can also listen to the Dolphins in Spanish on Univision Deportes Radio WQBA 1140 AM.

### 2017 AFC EAST STANDINGS

TEAM	W	L	PCT	PF	PA
Bills	3	2	.600	89	74
Jets	3	2	.600	92	106
Patriots	3	2	.600	148	142
Dolphins	2	2	.500	41	67





---

## WEEK 6: ATLANTA FALCONS TABLE OF CONTENTS

MEDIA INFORMATION	2-3
DOLPHINS EN ESPAÑOL	4
TEAM NOTES	5
OFFENSE NOTES	6-7
DEFENSE NOTES	8-9
SPECIAL TEAMS NOTES	10
WHAT TO LOOK FOR IN 2017	11-12
THE DOLPHINS VS. THE FALCONS	13-15
THE LAST MEETING VS. THE FALCONS	16
FREE AGENCY TRACKER	17
2017 DRAFT CLASS	18
HARD ROCK STADIUM MODERNIZATION	19-22
MIAMI DOLPHINS IN THE COMMUNITY	23-28
DOLPHINS RADIO	29
HALL OF FAME DE/LB JASON TAYLOR	30
DEPTH CHART	31
PROJECTED CONTRIBUTORS	32-33
TRANSACTIONS	34-35
NUMERICAL ROSTER	36
ALPHABETICAL ROSTER	37
POSITIONAL ROSTER/PRONUNCIATIONS	38
HOW THEY WERE ACQUIRED	39
2017 GAME RECAPS	40-43
STEPHEN M. ROSS	44
MIKE TANNENBAUM	45
CHRIS GRIER	46
ADAM GASE	47
THE COACHING STAFF	48-49
SUPPLEMENTAL STATISTICS	51-64
THE LAST TIME IT HAPPENED	65-70
LAST WEEK'S GAME BOOK	71-87
2017 NFL STANDINGS	88

### MIAMI DOLPHINS MEDIA WEBSITE

[media.miamidolphins.com](http://media.miamidolphins.com)

The Miami Dolphins media website features everything a media member needs to cover the team. Visitors can find transcripts, press releases, weekly releases, credentials, notes, gamebooks, flip cards an archive of old media guides and gamebooks and more by visiting [media.miamidolphins.com](http://media.miamidolphins.com).



## WEEKLY MEDIA SCHEDULE: WEEK 6 AT ATLANTA

10 TUE	11 WED	12 THU	13 FRI	14 SAT	15 SUN	16 MON
No media availability	<p><u>Head Coach Adam Gase</u> 11:55 a.m. (media work room)</p> <p><u>Practice*</u> 12:55 - 3 p.m.</p> <p><u>Players (open locker room)</u> Following Practice</p> <p><u>QB Jay Cutler &amp; DT Ndamukong Suh</u> Following practice at podium (interview room in lobby)</p> <p><u>Conference Calls</u> 1:30 p.m. - Falcons Head Coach Dan Quinn</p>	<p><u>Coordinators</u> 11:30 a.m. (media work room)</p> <p><u>Head Coach Adam Gase</u> 12:15 p.m. (media work room)</p> <p><u>Practice*</u> 12:50 - 2:45 p.m.</p> <p><u>Players (open locker room)</u> Following Practice</p>	<p><u>Practice*</u> 12:20 p.m. - 1:25 p.m.</p> <p><u>Players (open locker room)</u> Following Practice</p> <p><u>Head Coach Adam Gase</u> Following practice (media work room)</p>	No media availability	<p><u>Week 6</u> at Atlanta Falcons 1 p.m. TV - CBS</p>	TBD

\* Practice will be open to media for approximately 30 minutes

### DOLPHINS ON THE AIR

Television:	WFOR-TV (CBS 4 - Miami-Ft. Lauderdale) WPEC-TV (West Palm Beach) WINK-TV (Ft. Myers)	
Broadcasters:	Greg Gumbel - Play-By-Play Trent Green - Color Analyst Jamie Erdahl - Sideline	
Local Radio:	Dolphins Radio Network KISS 99.9-FM WQAM 560-AM	
Broadcasters:	Jimmy Cefalo - Play-By-Play Bob Griese - Color Analyst Joe Rose - Color Analyst Kim Bokamper - Sideline	
Spanish Radio:	Dolphins Spanish Radio WQBA-1140 AM	
Broadcasters:	Raul Striker Jr. - Play-By-Play Eduardo Martell - Color Analyst	
National Radio:	Compass Media Networks	
Broadcasters:	Chris Carrino - Play-By-Play Brian Baldinger - Analyst	

### FREQUENT FLYERS

Miami's nine games played outside of Florida in 2017 will have the team travel a total of **27,520 miles (round trip)** away from home. **It is be the most miles traveled by the Dolphins in a single regular season in franchise history.** The 27,520 road-game miles is the **most of any NFL team located outside of the Pacific time zone** in 2017 and the fourth-most in the NFL, behind the Los Angeles Rams, Oakland Raiders and Arizona Cardinals.

### MOST MILES (2017)

RNK	TEAM	MILES
1	Los Angeles Rams	32,600
2	Oakland Raiders	30,899
3	Arizona Cardinals	30,035
4	<b>MIAMI DOLPHINS</b>	<b>27,520</b>
5	Los Angeles Chargers	26,134
6	Jacksonville Jaguars	24,522
7	Seattle Seahawks	24,121
8	San Francisco 49ers	24,092

\* Regular season games only

### COMMUNICATIONS DEPARTMENT



**JASON JENKINS**

Sr. Vice President,  
Communications &  
Community Affairs

O: 954-452-7174  
M: 954-290-6864  
JJenkins@dolphins.com



**MATT TAYLOR**

Sr. Director of  
Football  
Communications

O: 954-452-7179  
M: 954-649-7505  
MattTaylor@dolphins.com



**THERESA GARNER**

Corporate  
Communications  
Manager

O: 305-943-1451  
M: 904-838-7160  
TGarner@dolphins.com



**BRETT BRECHEISEN**

Football  
Communications  
Manager

O: 954-452-7190  
M: 954-663-1255  
BBrecheisen@dolphins.com



**RENZO SHEPPARD**

Football  
Communications  
Manager

O: 954-452-7144  
M: 904-616-1538  
RSheppard@dolphins.com



**GAYLE BADEN**

Communications  
Coordinator

O: 954-452-7173  
M: 954-610-8660  
GBaden@dolphins.com



**SYDNEY WADE**

Communications  
Coordinator

O: 954-452-7198  
M: 305-720-5131  
SWade@dolphins.com



**RYAN MURPHY**

Communications  
Staff Assistant

O: 954-452-7114  
M: 305-965-8778  
RMurphy@dolphins.com





## MIAMI DOLPHINS MEDIA WORKROOM ACCESS & PARKING INFORMATION FOR THE 2017 SEASON

As a reminder, the workroom for accredited media covering the Miami Dolphins is located behind the Dolphins Pro Shop at the Baptist Health Training Facility at Nova Southeastern University. Access to the media workroom is granted by the Communications Staff to members of the media upon their arrival at training camp.

Parking passes are distributed by the Communications Department. The passes **need to be clearly displayed** to gain entry into the media parking areas. Media parking is available at the Nova Southeastern University Medical School garage (HPD Garage), which is next to the Dolphins Pro Shop, and located near the intersection of University Drive and S.W. 30th Street, between Griffin Road and I-95. Access to this garage is off University Drive and S.W. 30th Street. In the event the HPD Garage is full, the overflow media parking will be in the AUX Parking Lot next to the NOVA Softball fields.

PLEASE NOTE – ALL MEDIA ARE ASKED TO PARK ON THE SECOND FLOOR OF THE HPD GARAGE. PARKING ON THE FIRST FLOOR IS RESERVED FOR NOVA PATIENTS ONLY. THE GARAGE WILL BE MONITORED BY NOVA AND THOSE WHO PARK ON THE FIRST FLOOR WILL BE TICKETED.

**PLEASE PREARRANGE ALL LIVE TRUCK PARKING** through the Miami Dolphins Communications Department.

### DIRECTIONS TO PARKING GARAGE AT NOVA SOUTHEASTERN UNIVERSITY

#### FROM I-95 OR FLORIDA'S TURNPIKE

Exit at I-95; proceed west to University Drive exit  
Turn left (south) onto University Drive  
Proceed to S.W. 30th Street (Abe Fischler Blvd.) turn left (east)  
Proceed past the Miami Dolphins facility to Ray Ferrero Jr. Blvd.  
Turn right and parking garage will be on your right.

#### UNIVERSITY DRIVE

From north of I-95  
Take University Drive south past I-95 to S.W. 30th Street (Abe Fischler Blvd.) turn left (east).  
Proceed past the Miami Dolphins facility to Ray Ferrero Jr. Blvd.  
Turn right and parking garage will be on your right.

#### FROM SOUTH OF GRIFFIN ROAD

Take University Drive north past Griffin Road to S.W. 30th Street (Abe Fischler Blvd.) turn right (east)  
Proceed past the Miami Dolphins facility to Ray Ferrero Jr. Blvd.  
Turn right and parking garage will be on your right.





## DOLPHINS EN ESPAÑOL

### THE DOLPHINS VUELVEN A LA CARRETERA

Los Dolphins vuelven a la carretera y hacen su primer viaje hacia el nuevo estadio de Atlanta, Mercedes-Benz Stadium, el 15 de octubre a las 1 p.m. Es la primera vez que los Dolphins enfrentan a los Falcons desde una ganada de 27-23 el 22 de septiembre de 2013 y el primer viaje hacia Atlanta desde el abridor de 2009. Esta es la primera de tres partidos para los Dolphins este año contra equipos que participaron en Super Bowl LI como los Dolphins también enfrentan a los Patriots dos veces luego en la temporada.

### LOS DOLPHINS HAN GANADO 11 DE SUS ÚLTIMO 15

Miami ha ganado 11 de sus último 15 juegos de temporada regular, remontándose a Semana 6 de la temporada de 2016, y lo han sido con tres quarterbacks titulares diferentes – Ryan Tannehill, Matt Moore y Jay Cutler. La última vez que Miami ganó 11 de 15 partidos de temporada regular fue durante la temporada de 2008 cuando ganaron 11 de 14 juegos desde el 21 de septiembre hasta el 28 de diciembre.

### LOS ÚLTIMO 15 JUEGOS DE AJAYI

Una gran razón para el éxito de Miami en ganando 11 de los último 15 partidos de temporada regular es la aparición de RB Jay Ajayi. El corredor he acumulado 305 carreras para 1,416 yardas (4.6 promedio) y seis touchdowns durante los último 15 juegos y he tenido cinco juegos de 100 yardas, incluyendo tres en que corrió para 200 yardas o más.

Desde Semana 6 de la temporada de 2016, Ajayi es tercero en el NFL en yardas de carrera (1,416). También está empatado para segundo en carreras de 10 yardas o más (41), cuarto en carreras para primeras oportunidades (67) y 11° en yardas por carrera (4.6).

Ajayi tuvo éxito contra algunas de las mejores defensas en la liga. Siete de los finales 11 juegos de Miami en 2016 fueron contra equipos clasificados como uno de los mejores 15 en defensa contra la carrera en el NFL (New England No. 3; Baltimore No. 5; Arizona No. 9; San Diego No. 10; N.Y. Jets No. 11 [dos veces]; and Pittsburgh No. 13).

### LÍNEA OFENSIVA PROTEYENDO A LOS QUARTERBACKS

La línea ofensiva de los Dolphins ha protegido a tres diferentes quarterbacks – Jay Cutler, Matt Moore y Ryan Tannehill – desde Semana 6 de la temporada de 2016, ayudando al equipo a ganar 11 de su último 15 juegos. Durante ese lapso, el equipo ha permitido solo 23 sacks, cual es empatado para la tercera mejor marca en la liga.

#### MENOS SACKS PERMITIDOS (SEMANA 6, 2016 - PRESENTE)

CL	EQUIPO	QB RATE	SACKS PREM.
1.	Pittsburgh Steelers	84.0	21
2.	Washington Redskins	102.0	22
3.	<b>MIAMI DOLPHINS</b>	<b>92.1</b>	<b>23</b>
4.	New Orleans Saints	104.8	24

### LA DEFENSA DOMINA TENNESSEE

La defensa de los Dolphins tuvo uno de sus mejores desempeños de la temporada la semana pasada contra Tennessee. La defensa aguantó los Titans a solo 10 puntos, anotó seis puntos mismos en un balón libra recogido y limitaron Tennessee a solo 188 yardas. Las 188 yardas permitidas fueron las segundas pocas desde el 2 de noviembre de 2014 cuando aguantaron San Diego a solo 178 yardas. Ese total fue la peor de los Titans desde el 23 de diciembre de 2012. Es solo la quinta vez desde 2010 que la defensa ha permitido menos de 200 yardas ofensivas.

### LOS DOLPHINS HAN LIMITADO LA OPOSICIÓN A MENOS DE 21 EN CADA DE LOS CUATRO JUEGOS

En cada de los cuatro partidos de Miami, los Dolphins han limitado la oposición a 20 puntos o menos. Miami es uno de solo dos equipos del NFL (Buffalo) que no ha permitido más de 20 puntos en un solo juego este año. Los 16.8 puntos permitidos por juego son los cuartos menos en la liga.

#### PUNTOS PERMITIDOS POR PARTIDO (2017)

CL	EQUIPO	PPP PERMITIDO
1.	Buffalo Bills	14.8
2.	Cincinnati Bengals	16.6
	Jacksonville Jaguars	16.6
4.	<b>MIAMI DOLPHINS</b>	<b>16.8</b>
5.	Seattle Seahawks	17.4

### PARANDO LA CARRERA

La defensa de los Dolphins entró a la temporada de 2017 enfocándose en parando la carrera y en los primeros cuatro juegos, ha hecho eso mismo. Los Dolphins son quinto en el NFL en defensa de la carrera, permitiendo solo 75.5 yardas por juego y cuarto en el NFL permitiendo 3.15 yardas por carrera. En Semana 2, los Dolphins aguantaron los Chargers a 44 yardas de carrera en la victoria. Las 44 yardas fueron las más pocas permitido por una defensa de los Dolphins desde el 30 de septiembre de 2012, cuando permitieron solo 28 a Arizona. Fueron las segundas pocas yardas de carrera por los Chargers en sus último 14 partidos. Los Dolphins han ido cinco partidos de temporada regular en seguida sin permitiendo un corredor de 100 yardas y no han permitido ningún quarterback a llegar a 60 yardas de carrera.

#### YARDAS DE CARRERA PERMITIDO POR PARTIDO (2017)

CL	EQUIPO	YCPP PERMITIDO
1.	Denver Broncos	50.8
2.	Philadelphia Eagles	62.8
3.	Minnesota Vikings	71.3
4.	Detroit Lions	74.6
5.	<b>MIAMI DOLPHINS</b>	<b>75.5</b>
6.	Cleveland Browns	76.6

### LA DEFENSA CONTINUA SU ÉXITO EN TERCERA OPORTUNIDAD

Durante cinco semanas, los Dolphins son terceros en el NFL, limitando la oposición a un promedio de conversión en tercera oportunidad de 29.8. La defensa de Miami ha limitado la oposición a una tasa de conversión peor de 50 por ciento en cada uno de sus cuatro juegos. Miami terminó cuarto en el NFL en porcentaje de conversiones de tercera oportunidad en 2016, aguantando la oposición a una tasa de conversión de 36.2 por ciento.

### PRÓXIMOS: LOS JETS DE NUEVA YORK

Los Dolphins enfrentarán los Jets por la segunda vez esta temporada cuando regresan a Hard Rock Stadium el domingo 22 de octubre a las 1 p.m. Los Jets derrotaron los Dolphins, 20-6, en MetLife Stadium en Semana 3 pero Miami ganó el último juego en casa, ganando 27-23 el 6 de noviembre de 2016. Los Dolphins han ganado ocho de sus pasados 10 juegos en Hard Rock Stadium.





## TEAM NOTES

### THE DOLPHINS HIT THE ROAD AGAIN

The Dolphins return to the road and **make their first trip to Atlanta's new venue, Mercedes-Benz Stadium, on Sunday, Oct. 15 at 1 p.m.** It is the first time Miami has played the Falcons since a 27-23 win on Sept. 22, 2013 and the team's first trip to Atlanta since they opened the 2009 season there. **This is Miami's first of three games against teams that participated in Super Bowl LI** as the Dolphins also played the Patriots twice later this year.

### THE DOLPHINS HAVE WON 11 OF THEIR LAST 15 GAMES

Miami has won 11 of its last 15 regular season games, dating back to Week 6 of the 2016 season, and have done so **with three different starting quarterbacks - Ryan Tannehill, Matt Moore and Jay Cutler.** The last time Miami won 11 of 15 regular season games was during the 2008 season when the Dolphins won 11 of 14 games from Sept. 21 to Dec. 28.

### MIAMI LOOKING FOR FIRST WIN IN ATLANTA SINCE 1980

The Dolphins have played just four games in Atlanta in the franchise's 52-year history and **have not won there since Sept. 21, 1980.** Miami trailed 17-3 in the fourth quarter of that game - played at Atlanta-Fulton County Stadium - but **rallied off 17 unanswered points as K Uwe von Schamann booted a 27-yard field goal with 32 seconds left to win the game.** The Dolphins are 2-2 all-time in Atlanta.



*K Uwe von Schamann kicked a game-winning field goal in Miami's last win in Atlanta (9/21/80)*

### DOLPHINS SEEKING SECOND STRAIGHT PLAYOFF BERTH

In Adam Gase's first year as head coach in 2016, the Dolphins won 10 games and advanced to the playoffs for the first time since 2008. This year, the team is **looking to reach the playoffs for the second consecutive year.** **The last time the Dolphins had two straight postseason appearances was from 1997-2001,** when the team earned playoff berths in five straight seasons.

### SIXTEEN STRAIGHT

With the Dolphins' Week 1 game against Tampa Bay being moved to Nov. 19 due to Hurricane Irma, **Miami is playing 16 straight weeks for the first time since 1992,** when a similar situation occurred. Hurricane Andrew forced the Dolphins to move their season opener vs. New England to the bye week. Miami beat the Patriots on Oct. 18, 1992 and **went on to win 11 games, the AFC East title and reach the AFC Championship game that season.**

### UP NEXT: THE NEW YORK JETS

The Dolphins **will play the Jets for the second time this season when they return to Hard Rock Stadium on Sunday, Oct. 22 at 1 p.m.** The Jets defeated Miami, 20-6, at MetLife Stadium in Week 3 but Miami took the last home meeting, beating New York, 27-23, on Nov. 6, 2016. **The Dolphins have won eight of their past 10 games at Hard Rock Stadium.**

### STAT COMPARISON: FIRST 5 VS. LAST 15 - GASE ERA

One of the reasons **Miami has won 11 of its past 15 regular season games** is because of several improvements statistically on both sides of the ball. Here is a comparison of where the team stood statistically after the first five games of the Adam Gase era versus his last 15 regular season contests:

WEEKS 1-5 OF 2016			SINCE WEEK 6 OF 2016	
STAT	RNK	CATEGORY	RNK	STAT
303.8	29	Total Offense	29	315.3
231.4	24	Passing Offense	30	197.9
72.4	31	Rushing Offense	11	117.4
17.6	28	Scoring Offense	23	21.1
17	30t	Sacks Allowed	3	23
28.6	31	Third Down Offense	27	36.1
401.0	28	Total Defense	22	357.0
250.2	16	Passing Defense	17	237.3
150.8	32	Rushing Defense	27	119.7
23.8	18	Scoring Defense	13	21.9
10	17t	Sacks	23t	33
33.3	6	Third Down Defense	5	35.6
4	26t	Takeaways	8t	24
11	28t	Giveaways	7t	17

### BREAKING DOWN THE DOLPHINS ROSTER:

Here is how the Dolphins' current 53-man roster breaks down:

- There are 23 offensive players, 27 defensive players and three specialists.
- Of the 53 players on Miami's roster, **21 of them (39.6 pct.) were drafted by the Dolphins.**
- Miami also has seven undrafted college free agents on the roster that began their NFL careers with the Dolphins, bringing the total to **28 of the 53 players (52.8 pct.) that began their NFL careers with the Dolphins.**
- Of Miami's 53 players, **16 of them (30.2 pct.) were not selected in the NFL draft.**
- A total of **38 of the 53 players (71.7 pct.) are 28 years old or younger.**

### THE DOLPHINS ROSTER:

#### BY DRAFT ROUND:

ROUND	NO.
1st	9 players
2nd or 3rd	11 players
4th or 5th	11 players
6th or 7th	6 players
Undrafted	16 players

#### BY EXPERIENCE:

YEARS	NO.
Rookie-1	10 players
2-3	16 players
4-5	9 players
6-9	11 players
10-plus	7 players

#### BY AGE:

AGE	NO.
22-24	19 players
25-28	19 players
29-32	9 players
33-plus	6 players

*\* Rosters as of print date (10/9/17) and all ages as of kickoff date (10/15/17)*





## OFFENSE NOTES

### JAY-TRAIN HITS THE CENTURY MARK IN GAME 1

RB Jay Ajayi kicked off his 2017 campaign with a 100-yard game, totaling 122 rushing yards in the Week 2 win at the L.A. Chargers. The performance snapped a streak of 17 straight games the Chargers did not allow a 100-yard rusher, which was the longest current streak in the NFL. Prior to Ajayi, the last time the Chargers allowed a 100-yard rusher was on Jan. 3, 2016 when Broncos RB Ronnie Hillman rushed for 117 yards. The performance was also the sixth-most in a season opener in Dolphins history. It was the fifth 100-yard game of Ajayi's career after he had four of them in 2016, which was tied for sixth in the NFL:

#### AJAYI'S CAREER 100-YARD GAMES (5)

DATE	OPPONENT	ATT	YDS	AVG	LG	TD
10/16/16	vs. Pittsburgh	25	204	8.2	62t	2
10/23/16	vs. Buffalo	28	214	7.6	53	1
11/6/16	vs. N.Y. Jets	24	111	4.6	20t	1
12/24/16	at Buffalo	32	206	6.4	57	1
9/17/17	at L.A. Chargers	28	122	4.4	20	0

### AJAYI'S LAST 15 GAMES

A big reason for Miami's success in winning 11 of its last 15 regular season games has been the emergence of RB Jay Ajayi. The back has totaled 305 carries for 1,416 yards (4.6 avg.) and six touchdowns during the last 15 games and has five 100-yard games, including three 200-yard contests.

Since Week 6 of the 2016 season, Ajayi is third in the NFL in rushing yards (1,416). He is tied for third in 10-plus yard runs (41), fourth in first down carries (67) and 11th in yards per carry (4.6).



Ajayi performed against some of the best run defenses in the league. Seven of Miami's final 11 regular season games of 2016 came against teams ranked among the top 15 rush defenses in the NFL (New England No. 3; Baltimore No. 5; Arizona No. 9; San Diego No. 10; N.Y. Jets No. 11 [twice]; and Pittsburgh No. 13) and three of the team's first four opponents in 2017, the L.A. Chargers (No. 10), N.Y. Jets (No. 11) and Tennessee Titans (No. 2) all finished in the top 11 last year.

### AJAYI'S 2016 SEASON AMONG DOLPHINS BEST

RB Jay Ajayi completed one of the best seasons by a running back in Dolphins history in 2016. He finished the year with 1,272 rushing yards, the third-most in team history and most since RB Ricky Williams rushed for 1,372 yards in 2003. Ajayi became just the fourth NFL running back since 2014 to rush for at least 1,250 yards in his first or second NFL season, joining Dallas' Ezekiel Elliott (2016), Chicago's Jordan Howard (2016) and Pittsburgh's Le'Veon Bell (2014). Here is a look at how Ajayi's season ranked in Dolphins history:

#### MOST RUSHING YARDS IN A SINGLE SEASON - DOLPHINS HISTORY

RK	PLAYER	YEAR	ATT	YDS	AVG	TD
1.	Ricky Williams	2002	383	1,853	4.84	16
2.	Ricky Williams	2003	392	1,372	3.50	9
3.	JAY AJAYI	2016	261	1,272	4.87	8
4.	Delvin Williams	1978	272	1,258	4.63	8
5.	Lamar Smith	2000	309	1,139	3.69	14

### THREE OF THE BEST RUSHING EFFORTS IN TEAM HISTORY

In 2016, RB Jay Ajayi produced three of the top six rushing performances in the Dolphins' illustrious 52-year history. His rushing totals rank No. 3, No. 5 and No. 6 all-time in team history.

#### MOST RUSHING YARDS IN A SINGLE GAME - DOLPHINS HISTORY

RK	PLAYER	DATE	OPP	ATT	YDS	AVG	TD
1.	Ricky Williams	12/1/02	at Buf.	27	228	8.4	2
2.	Ricky Williams	12/9/02	Chi.	31	216	7.0	2
3.	JAY AJAYI	10/23/16	BUF.	28	214	7.6	1
4.	Lamar Smith	12/30/00*	Ind.	40	209	5.2	2
5.	JAY AJAYI	12/24/16	at BUF.	32	206	6.4	1
6.	JAY AJAYI	10/16/16	PIT.	25	204	8.2	2

\* AFC Wild Card game

### THE 200-YARD MAN

RB Jay Ajayi joined O.J. Simpson (1973 and 1976), Earl Campbell (1980) and Ricky Williams (2002) as the only players in NFL history to rush for 200-plus yards in consecutive games, when he did so in 2016.

He became one of just four NFL players to ever rush for 200 yards at least three times in the same season. The others to do so are Earl Campbell (1980, four times), O.J. Simpson (1973, three times) and Tiki Barber (2005, three times).

Ajayi rushed for 420 yards in two games against Buffalo in 2016, the fourth-highest rushing total against one team in a single season, trailing Jamal Lewis (500 vs. Cleveland in 2003), O.J. Simpson (469 vs. New England in 1973) and LaDainian Tomlinson (430 vs. Oakland in 2003).

### LANDRY KEEPS CATCHING PASSES

WR Jarvis Landry opened the season with 13 receptions for 78 yards (6.0 avg.) in a winning effort at the L.A. Chargers. Only three players in NFL history have caught more passes in a season-opening game than Landry did. It was tied for the second-most receptions in a single game in team history:

#### MOST RECEPTIONS IN A SINGLE GAME IN TEAM HISTORY

RNK	PLAYER	DATE	OPP.	REC.
1.	Chris Chambers	12/4/05	vs. Buffalo	15
2.	JARVIS LANDRY	9/17/17	AT L.A. CHARGERS	13
	JARVIS LANDRY	11/29/15	AT N.Y. JETS	13
4.	Jim Jensen	11/6/88	at New England	12
	Brian Hartline	9/30/12	at Arizona	12

With 94 receptions in 2016, Landry ranked No. 4 in single-season team history. He now owns three of the franchise's top six single-season reception marks, including the team record of 110 he set in 2015:

#### MOST RECEPTIONS IN A SINGLE SEASON IN TEAM HISTORY

RNK	PLAYER	YEAR	RECEPTIONS
1.	JARVIS LANDRY	2015	110
2.	JARVIS LANDRY	2016	94
3.	O.J. McDuffie	1998	90
4.	Mark Clayton	1988	86
5.	Brandon Marshall	2010	86
6.	JARVIS LANDRY	2014	84



## OFFENSE NOTES

### 'JUICE' ON THIRD DOWN

WR Jarvis Landry is tied for fourth in the NFL with 10 receptions on third down, despite playing just four games. In 2016, Landry was tied for seventh in the league with 26 third-down receptions. The reliable target had 335 yards on third downs, the ninth-best mark in the NFL that season.



### LANDRY'S 2016 CAMPAIGN

WR Jarvis Landry finished the 2016 season with 1,136 receiving yards, good for the eighth-most in single-season team history. Landry became the first Dolphins wide receiver to top 1,000 yards in back-to-back seasons since Brian Hartline did in 2012 and 2013 and was the sixth Dolphins wide out to ever post consecutive 1,000-yard seasons (Mark Clayton, Mark Duper, Irving Fryar, Brian Hartline and Brandon Marshall). He totaled 1,157 receiving yards in 2015.

### CUTLER WINS HIS DOLPHINS DEBUT

QB Jay Cutler had a successful debut in Miami's season-opening 19-17 win against the San Diego Chargers. In the game, he posted a completion percentage of 72.7 (24-of-33 attempts) and a quarterback rating of 101.8. His completion percentage was the highest by a quarterback making his first start as a member of the Dolphins, ahead of the 71.4 completion percentage of Damon Huard in 1999. Additionally, Cutler became the seventh quarterback to post a passer rating of 100 or more in his first start with the Dolphins. The others who accomplished the feat were Don Strock (133.7 in 1975), Dan Marino (108.7 in 1983), Scott Mitchell (113.9 in 1993), Steve DeBerg (115.0 in 1993), Bernie Kosar (100.1 in 1995), and Brian Griese (121.6 in 2003).

"I think Cutler does a really good job of making sure everybody understands the way he wants things to go. I think that's super important for the quarterback position. We have to have an understanding of how he wants us to run the route, what he's looking for and when, situationally. He's done a really good job of coming in and letting us know, 'Hey, this is what I expect. This is what I'm looking for.'"  
- Tight End Julius Thomas

### OFFENSIVE LINE KEEPING QUARTERBACKS UPRIGHT

The Dolphins offensive line has protected three different quarterbacks - Jay Cutler, Matt Moore and Ryan Tannehill - since Week 6 of the 2016 season, helping the team win 11 of its past 15 regular season games. During that span, the team has allowed just 23 sacks, which is third in the NFL.

#### FEWEST SACKS ALLOWED (WEEK 6, 2016 - PRESENT)

RNK	PLAYER	QB RATING	SACKS ALL.
1.	Pittsburgh Steelers	84.0	21
2.	Washington Redskins	102.0	22
3.	MIAMI DOLPHINS	92.1	23
4.	New Orleans Saints	104.8	24

### THE DOLPHINS WERE EFFICIENT LAST YEAR

The Dolphins were second in the AFC in yards per play in 2016, averaging 5.84 yards per snap. They gained 5,324 yards on 912 plays and ranked No. 7 in the NFL in the statistic. Miami was also No. 2 in the AFC in yards per play on first down, averaging 5.73 yards per first-down snap.

### THOMAS CATCHES TOUCHDOWNS

A new addition to the Dolphins offensive attack this season is TE Julius Thomas, who the Dolphins acquired in a trade with Jacksonville on March 9, 2017. Thomas brings the team a big red zone threat, as the tight end has caught 33 touchdowns since he became an NFL starter in 2013 for Denver. His 33 touchdowns since 2013 are second-most among all NFL tight ends:

#### NFL TIGHT END TD RECEPTION LEADERS (2013-PRESENT)

RNK	PLAYER	TEAMS	REC	YDS	TD
1.	Jimmy Graham	NO/Sea.	305	3,811	35
2.	JULIUS THOMAS	DEN./JAX./MIA.	193	2,099	33
3.	Rob Gronkowski	New England	238	3,750	32
4.	Antonio Gates	SD/LAC	266	2,970	29
5.	Delanie Walker	Ten.	303	3,593	23

### DEVANTE DOWN THE FIELD

WR DeVante Parker has made several highlight-reel catches this year between training camp, preseason and the first four regular season games. Parker is fifth in the NFL in career receiving yards among players who entered the league in 2015 or later.

#### RECEIVING LEADERS (2015-17)

(Players who entered the NFL in 2015 or later)

RNK	PLAYER	TEAM	REC	YDS	AVG	TD
1.	Amari Cooper	Oak.	168	2,341	13.9	12
2.	Stefon Diggs	Min.	159	2,018	12.7	11
3.	Willie Snead	NO	141	1,879	13.3	7
4.	Jamison Crowder	Was.	140	1,557	11.1	9
5.	DEVANTE PARKER	MIA.	101	1,474	14.6	8
6.	Tyler Lockett	Sea.	108	1,456	13.5	7

### BOOMER SOONER

WR Kenny Stills continues catching touchdowns, hauling in a 29-yard score in the season opener at the L.A. Chargers. Stills caught a career-high nine touchdowns in 2016, which tied for sixth in the NFL. Three of his touchdowns were on plays of 50 yards or greater. According to NFL Network, Stills was the first Dolphins player to have three touchdown catches of 50-plus yards in the same season since WR Mark Duper did in 1986.



### A CAREER OF BIG PLAYS

WR Kenny Stills has made a living making the big play. In his five-year NFL career, Stills has hauled in 170 passes for 2,826 yards (16.6 avg.). His 16.6 yards per reception average is fourth-best in the NFL in that span (min. 100 receptions):

#### HIGHEST AVERAGE PER RECEPTION IN THE NFL (2013-PRESENT)

RNK	PLAYER	TEAMS	REC	YDS	AVG
1.	DeSean Jackson	Phi./Was./TB	238	4,283	18.0
2.	Josh Gordon	Cle.	111	1,949	17.6
3.	Torrey Smith	Bal./SF/Phi.	180	3,029	16.8
4.	KENNY STILL	NO/MIA.	174	2,852	16.4
5.	Michael Floyd	Ari./NE	201	3,219	16.0



## DEFENSE NOTES

### AN INCREDIBLE COMEBACK: CAMERON WAKE

During the 2016 season, **DE Cameron Wake had one of the most impressive comebacks in the NFL.** Coming off an Achilles injury in 2015 and at 34 years young, Wake was dominant.

In 2016, **Wake was third in the AFC and tied for sixth in the NFL with 11.5 sacks.** Wake was re-inserted as a starter for the Dolphins in Week 6 last year and since then, **he is tied for second in the NFL with 13.0 sacks and has helped Miami win 11 of its last 15 regular season games.**



Wake was tied for second in the AFC and tied for third in the NFL with five forced fumbles in 2016. **He has nine forced fumbles since 2015, tied for the most in the NFL during that span,** despite playing just seven games in 2015.

Since joining the Dolphins in 2009, Wake has compiled four double-digit sack campaigns, seven straight seasons of seven-plus sacks and is **second in team history in all-time career sacks,** behind Hall of Famer Jason Taylor.

Here is a look at the Dolphins' all-time career sack leaders:

#### DOLPHINS ALL-TIME CAREER SACK LEADERS

RNK	PLAYER	YEARS	SACKS
1.	Jason Taylor	1997-07, 09, 11	131.0
<b>2.</b>	<b>CAMERON WAKE</b>	<b>2009-17</b>	<b>84.0</b>
3.	Bill Stanfill	1969-76	69.5

**Wake** is also one of the best undrafted pass rushers in NFL history. With 84.0 career sacks, he is **second in NFL history** (since sacks were recognized as an official statistic in 1982) **for most career sacks by a player who was undrafted:**

#### NFL ALL-TIME CAREER SACK LEADERS (UNDRAFTED PLAYERS)

RNK	PLAYER	YEARS	SACKS
1.	John Randle	1990-2003	137.5
<b>2.</b>	<b>CAMERON WAKE</b>	<b>2009-17</b>	<b>84.0</b>
3.	James Harrison	2004-17	81.5
4.	Chris Clemons	2004-15	69.0

*\* Players chosen in the Supplemental Draft are not included on this list of undrafted players*

**Wake's** consistency has placed him among the NFL's elite pass rushers. Since he entered the league in 2009, **he is second in the NFL in sacks:**

#### NFL SACK LEADERS (2009-PRESENT)

RNK	PLAYER	TEAMS	SACKS
1.	DeMarcus Ware	Dal./Den.	85.0
<b>2.</b>	<b>CAMERON WAKE</b>	<b>MIAMI</b>	<b>84.0</b>
3.	Jared Allen	Min./Chi.	78.5
	Julius Peppers	Car./Chi./GB	78.5

**Wake's** 11.5 sacks in 2016 mark the fourth season in his career that he has reached double-digit sacks. He is **one of three NFL players in the past decade to have 10-plus sacks at age 34 or older,** joining DE/LB Julius Peppers (2015) and DE John Abraham (2012-13).

### SACKS BY SUH

**DT Ndamukong Suh is second among all NFL defensive tackles in sacks since he entered the league in 2010.** With five sacks in 2016, Suh was **tied for 10th in the NFL in sacks by a defensive tackle.**

Here is a look at how Suh's sacks stack up since he entered the league in 2010:

#### MOST SACKS BY NFL DEFENSIVE TACKLES (2010-PRESENT)

RNK	PLAYER	TEAMS	SACKS
1.	Geno Atkins	Cin.	56.0
<b>2.</b>	<b>NDAMUKONG SUH</b>	<b>DET./MIA.</b>	<b>48.0</b>
3.	Gerald McCoy	TB	43.5
4.	Marcell Dareus	Buf.	35.0
	Jurrell Casey	Ten.	35.0

### STUFFS BY SUH

Not only is **DT Ndamukong Suh** a great interior pass rusher, but the Nebraska product also disrupts rushing plays behind the line of scrimmage. Since he entered the NFL as a first-round pick in 2010, Suh **leads all interior defensive linemen with 49.5 stuffs.** A stuff is defined as any tackle of a ball carrier behind the line of scrimmage during a rushing attempt.

#### MOST STUFFS BY INTERIOR DEFENSIVE LINEMEN (2010-PRESENT)

RNK	PLAYER	TEAMS	STUFFS
<b>1.</b>	<b>NDAMUKONG SUH</b>	<b>DET./MIA.</b>	<b>49.5</b>
2.	Aaron Donald	STL/LAR	37.5
3.	Kyle Williams	Buffalo	36.0
4.	Geno Atkins	Cincinnati	34.5
5.	Brandon Mebane	Sea./SD/LAC	33.5

### SUH CONSISTENTLY MAKES STOPS

**DT Ndamukong Suh** topped 350 career tackles during the 2016 season. Since he entered the NFL in 2010, **Suh leads all defensive tackles with 384 total tackles** and his total is third among all defensive linemen.

**Suh set a new career high** and was third among all interior defensive linemen in total tackles in 2016 with 72 (41 solo). He **finished among the top five** in total tackles by an NFL interior defensive linemen for **the third consecutive season.**



“ The guy is amazing. **He teaches me a lot.** When he talks to (Defensive Line) Coach Terrell Williams, they talk about things that I'm just sitting over there (picking their ears) and learning each and every day. I try to get in their business, get in their conversations, see what new techniques they're learning, and things like that. ”  
- **DT Davon Godchaux on DT Ndamukong Suh**





## DEFENSE NOTES

### DOLPHINS HAVE HELD OPPONENTS TO LESS THAN 21 POINTS IN ALL FOUR GAMES

In each of Miami's four contests, the Dolphins have limited their opponents to 20 points or less. Miami is one of just two NFL teams (Buffalo) to not surrender more than 20 points in a single game this season. **Miami's 16.8 points allowed per game average is fourth in the NFL.**

#### POINTS ALLOWED PER GAME (2017)

RNK	TEAM	PPG ALLOWED
1.	Buffalo Bills	14.8
2.	Cincinnati Bengals	16.6
	Jacksonville Jaguars	16.6
4.	<b>MIAMI DOLPHINS</b>	<b>16.8</b>
5.	Seattle Seahawks	17.4

### STOPPING THE RUN

The Dolphins defense entered the 2017 season with an emphasis on stopping the run and through four games, they've done just that. **The Dolphins are fourth in the NFL in rushing defense, allowing just 75.5 yards per game, and third in the NFL allowing just 3.15 yards per carry.** In Week 2, the Dolphins held the Chargers to 44 net rushing yards in the winning effort. **The 44 rushing yards allowed were the fewest by a Dolphins defense since Sept. 30, 2012, when they allowed just 28 at Arizona.** It was the second-fewest rushing yards by the Chargers in their past 14 games. The Dolphins have gone five straight regular season games without allowing a 100-yard rusher and have not even allowed an opposing back to gain 60 rushing yards on them this season.

#### RUSHING YARDS ALLOWED PER GAME (2017)

RNK	TEAM	RUSHING YPG ALL.
1.	Denver Broncos	50.8
2.	Philadelphia Eagles	62.8
3.	Detroit Lions	74.6
4.	<b>MIAMI DOLPHINS</b>	<b>75.5</b>
5.	Cleveland Browns	76.6

### DOLPHINS DEFENSE CONTINUES TO SHINE ON THIRD DOWN

Through five weeks, **the Dolphins are third in the NFL on third downs, limiting opponents to just a 29.8 conversion rate.** Miami's defense has limited its opponents to less than a 50 percent conversion rate in each of its four games. **Miami finished fourth in the NFL last year in third-down conversion percentage,** holding the opposition to just a 36.2 percent success rate on third downs.

### THE DEFENSE SHUTS DOWN TENNESSEE

The Dolphins defense had one of its best performances in years last week vs. Tennessee. The unit held the Titans to just 10 points, scored 6 points of their own on a fumble return and limited Tennessee to just 188 total yards. **The 188 total yards allowed was the lowest by a Dolphins defense since Nov. 2, 2014 when they held San Diego to 178 yards. The Titans' output was their lowest since Dec. 23, 2012.** It's just the fifth time the Dolphins have held an opponent to less than 200 yards since 2010.

### HAYES AMONG NEW DOLPHINS ADDITIONS

**DE William Hayes** was acquired by the Dolphins in a trade with the Los Angeles Rams on March 10, 2017. The defensive end brings a reputation of setting the edge against the run and is one of the most experienced defensive linemen in the NFL. He also recorded a sack in the season opener at the L.A. Chargers.

Hayes is among the NFL's top 25 active defensive linemen career leaders in several categories. **He ranks No. 7 in stuffs (45.5), tied for No. 16 in tackles (320), No. 16 in games played (128) and No. 23 in sacks (35.5).**



### TIMMONS BRINGS EXPERIENCE & PRODUCTION

After 10 seasons with the Steelers, **LB Lawrence Timmons** left The Steel City and came to Miami this offseason as one of the most productive linebackers in the game today. When Timmons left Pittsburgh, he was second in team history with 952 career tackles. **Since becoming a full-time NFL starter in 2009, Timmons is third in the NFL with 906 total tackles (628 solo).**

#### MOST TOTAL TACKLES IN THE NFL (2009-17)

RNK	PLAYER	TEAM	TOTAL	SOLO	ASST
1.	Paul Posluszny	Buf./Jax.	1,030	745	285
2.	Karlos Dansby	Ari./Mia./Cle./Cin.	909	670	239
3.	<b>L. TIMMONS</b>	<b>PIT./MIA.</b>	<b>906</b>	<b>628</b>	<b>278</b>
4.	David Harris	NYJ/NE	885	565	320
5.	Chad Greenway	Minnesota	878	594	284

### ALONSO AMONG AFC'S LEADING TACKLERS IN 2016

**LB Kiko Alonso** began the 2017 season right where he left off from the 2016 campaign as the second-year Dolphin has totaled a team-high 21 tackles (14 solo) in the first three games of the season. In his first year with the Dolphins, **Alonso was ninth in the AFC and led the team with 115 tackles.**

#### MOST TOTAL TACKLES IN THE AFC (2016)

RNK	PLAYER	TEAM	TOTAL	SOLO	ASST
1.	Zach Brown	Buffalo	149	97	52
2.	Christian Kirksey	Cleveland	143	93	50
3.	Preston Brown	Buffalo	135	76	59
4.	Paul Posluszny	Jacksonville	132	96	36
5.	Zach Orr	Baltimore	130	89	41
6.	Bernardrick McKinney	Houston	129	79	50
7.	Johnathan Cyprien	Jacksonville	127	97	30
8.	Telvin Smith	Jacksonville	118	98	20
9.	<b>KIKO ALONSO</b>	<b>MIAMI</b>	<b>115</b>	<b>69</b>	<b>46</b>
10.	Karlos Dansby	Cincinnati	114	69	45
	<b>L. TIMMONS</b>	<b>PIT.</b>	<b>114</b>	<b>78</b>	<b>36</b>



## SPECIAL TEAMS NOTES

### THOMAS LED THE NFL ON SPECIAL TEAMS IN 2016

**S Michael Thomas** picked up right where he left off last year on special teams. Thomas has three special teams tackles through the team's first four games. **He finished the 2016 season tied for the NFL lead with 19 special teams tackles. Thomas is also tied for the NFL lead with 46 special teams tackles since 2014,** his first full season in the league. In 2015, Thomas was named a first-team All Pro on special teams by Pro Football Focus.

**LB Mike Hull** was third in the NFL with 18 special teams tackles in 2016.



### TOP SPECIAL TEAMS UNITS

The Dolphins have several top 10 units on special teams. **The kickoff unit is the best in the NFL** as opponents' average starting field position is just the 20.7-yard line following kickoffs, **more than 1.5 yards better than anybody else in the league.** Miami is also solid on the punt unit, averaging 42.0 net yards per punt, which is 12th in the NFL. The Dolphins are **one of just eight NFL teams to not miss a field goal this year as K Cody Parkey is 5-for-5.**

### PARKEY'S RECORD-SETTING DEBUT

Miami signed **K Cody Parkey** on Sept. 3 to take over placekicking duties and he made his presence felt in his first appearance for his favorite childhood team. Parkey **was a perfect 4-for-4 (100.0 pct.) in field goal attempts,** including a 54-yard game-winner with 1:05 remaining to beat the L.A. Chargers, 19-17, in Week 2. **It was the longest game-winning field goal in the Dolphins' 52-year history. Parkey also set a franchise record for the most field goals made in a player's first game with the team.** He is the first Dolphins kicker to make four field goals in a game since **Caleb Sturgis** did on Sept. 7, 2014 vs. New England.

### PARKEY FROM LONG RANGE

**K Cody Parkey** has a track record for being accurate on long kicks. He is 6-for-6 all-time when kicking 50-plus yard field goals and **is the only NFL kicker to be perfect on 50-plus yard kicks** since 2014, the year he entered the league (min: 6 att.).

#### 50+ YARD FIELD GOAL PERCENTAGE LEADERS (2014-PRESENT)

RNK	PLAYER	TEAM	FGM	FGA	PCT
1.	<b>CODY PARKEY</b>	<b>PHI./CLE./MIA.</b>	<b>6</b>	<b>6</b>	<b>100.0</b>
2.	Josh Brown	NYG	7	8	87.5
3.	Stephen Hauschka	Sea.	13	15	86.7
4.	Adam Vinatieri	Ind.	16	19	84.2
5.	Matt Prater	Det.	19	23	82.6

### AIKENS' BIG PLAYS

**S Walt Aikens** made game-changing plays in consecutive weeks during the 2016 season to help the Dolphins defeat Arizona in Week 14 and the N.Y. Jets in Week 15. In the fourth quarter vs. Arizona, Aikens returned a blocked PAT all the way to the end zone for a 2-point defensive conversion.

In the Week 15 win at the N.Y. Jets, Aikens blocked a punt early in the third quarter and returned it 11 yards for a touchdown to give the Dolphins a two-score lead that they would not relinquish. **It was Miami's first blocked punt return for a touchdown since 2012.**

### KENYAN'S KICKOFF RETURNS

Including the playoffs, **RB Kenyan Drake** tied the franchise record with **three kickoff returns of at least 50 yards (96t, 78, 58) in 2016.** **S Brock Marion** (1999) and **RB Marcus Thigpen** (2012) also had three kickoff returns of at least 50 yards in the same season.

Drake **returned a kickoff for a 96-yard touchdown to win the game in Week 9 vs. the N.Y. Jets,** had a 78-yard kickoff return in Week 12 vs. San Francisco and posted a 58-yard kickoff return in the AFC Wild Card game at Pittsburgh.

### MIGHTY MOUSE

**WR Jakeem Grant** scored his first NFL touchdown in Week 5 of his rookie season (2016), when **he took a punt return 74 yards** to tie the game in the second quarter vs. Tennessee. It was **the seventh-longest punt return in team history** and **the fourth-longest punt return by a rookie.**

### THE DENNEY STREAK

**LS John Denney** enters his **13th NFL regular season** this year at 38 years old. Denney has been Miami's long snapper for every game dating back to 2005 - **a consecutive games streak that spans 196 regular season contests.** That streak is the **longest in Dolphins history** and is fifth-longest among all active NFL players.

Denney is also **tied for third in team history with 196 games played.** He will pass **G Bob Kuechenberg** (196) for third place on Sunday and trails **Hall of Fame DE/LB Jason Taylor** by eight games played (204).

#### MOST CONSECUTIVE GAMES PLAYED IN DOLPHINS HISTORY

RNK	PLAYER	CONS. GP	STREAK
1.	<b>JOHN DENNEY</b>	<b>196*</b>	<b>1ST (2005) - PRESENT</b>
2.	Jason Taylor	130	15th (1999) - 16th (2007)
3.	Jim Langer	128	10th (1970) - 9th (1979)

\* active streak

#### MOST CONSECUTIVE GAMES PLAYED, ACTIVE NFL LEADERS

RNK	PLAYER	TEAM	POS	CONS. GP
1.	Shane Lechler	Oak./Hou.	P	243
2.	Jason Witten	Dallas	TE	224
3.	Eli Manning	N.Y. Giants	QB	204
4.	Donnie Jones	Mia./STL/Hou./Phi.	P	197
5.	<b>JOHN DENNEY</b>	<b>MIAMI</b>	<b>LS</b>	<b>196</b>

### THE 38-YEAR-OLD LONG SNAPPER

When **LS John Denney** takes the field this week, he will be 38 years and 306 days old. **He is the third-oldest Dolphins player to see action in a game.** Listed below are the ages of the most senior players in Dolphins history when they played in their final game with the team:

#### OLDEST PLAYERS TO PLAY IN A GAME FOR THE DOLPHINS

RNK	PLAYER	YRS	DAYS
1.	Earl Morrall	42	208
2.	Steve DeBerg	39	334
3.	<b>JOHN DENNEY</b>	<b>38</b>	<b>306#</b>
4.	Keith Traylor	38	111
5.	Dan Marino	38	109



# Age on Oct. 15, 2017



## WHAT TO LOOK FOR IN 2017

### **RB JAY AJAYI...**

- Has 1,720 career rushing yards. Needs 280 rushing yards to reach 2,000 and 780 to reach 2,500 in his career.
- Has 1,720 career rushing yards. Can move into the team's all-time top 10 rushing leaders with 913 yards.
- With 1,000 yards rushing, can become the third player in Dolphins history to rush for 1,000 yards in back-to-back seasons, joining Ricky Williams (2002-03) and Larry Csonka (1972-73).

### **S NATE ALLEN...**

- Has played in 97 games. Needs to play in three games to reach 100 in his career.
- Has 371 total tackles. Needs 29 tackles to reach 400 in his career.
- Has 13 interceptions. Needs two interceptions to reach 15 in his career.

### **LB KIKO ALONSO...**

- Has 345 total tackles. Needs 55 tackles to reach 400 in his career.
- Has seven interceptions. Needs three interceptions to reach 10 in his career.

### **DE ANDRE BRANCH...**

- Has 146 total tackles. Needs four tackles to reach 150 and 54 tackles to reach 200 in his career.
- Has 22.5 sacks. Needs 2.5 sacks to reach 25.0 in his career.

### **QB JAY CUTLER...**

- Has started 143 games. Needs seven starts to reach 150 in his career.
- Has 4,622 pass attempts. Needs 378 pass attempts to reach 5,000 in his career.
- Has 2,864 completions. Needs 136 completions to reach 3,000 in his career.
- Has 33,173 passing yards. Needs 1,827 passing yards to reach 35,000 in his career.

### **LS JOHN DENNEY...**

- Extending his consecutive games played streak, which currently stands at a franchise-record 196, having played in every game in his 13-year career.
- Has played in 196 games. Needs to play in one game to surpass Bob Kuechenberg (196) for third place and nine games to surpass Jason Taylor (204) for second place in team history for most games played.

### **RB KENYAN DRAKE...**

- Has one kickoff return touchdown. Needs one kickoff return touchdown to tie for second (Ted Ginn, Jr.) in all-time team history and one kickoff return touchdown to join Mercury Morris (1969-71) as the only Dolphins to return kickoffs for touchdowns in consecutive seasons.

### **TE ANTHONY FASANO...**

- Has 2,104 receiving yards as a Dolphin. Needs 352 receiving yards to surpass Bruce Hardy (2,455) for second place in team history among tight ends.
- Has 23 receiving touchdowns as a Dolphin. Needs three receiving touchdowns to surpass Bruce Hardy (25) and become the team's all-time leader among tight ends.
- Has 287 receptions. Needs 13 receptions to reach 300 in his career.
- Has 3,171 receiving yards. Needs 329 receiving yards to reach 3,500 in his career.
- Has 35 touchdown receptions. Needs five touchdown receptions to reach 40 in his career.
- Has played in 168 games. Needs to play in seven games to become just the 36th NFL tight end of all time to play in 175 career games.

### **WR JAKEEM GRANT...**

- Has one punt return touchdown. Needs one punt return touchdown to tie the all-time team lead (Freddie Solomon, Tom Vigorito, O.J. McDuffie) and one punt return touchdown to join Freddie Solomon (1975-76) and Tom Vigorito (1981-82) as the only Dolphins to return punts for touchdowns in consecutive seasons.

### **TE MarQUEIS GRAY...**

- Has played in 49 games. Needs to play in one game to reach 50 in his career.

### **DE WILLIAM HAYES...**

- Has 46 starts. Needs to start four games to reach 50 in his career.
- Has 320 tackles. Needs 30 tackles to reach 350 in his career.
- Has 35.5 sacks. Needs 4.5 sacks to reach 40.0 in his career.

### **T JA'WUAN JAMES...**

- Has played in and started 43 games. Needs to play in and start seven games to reach 50 in his career.

### **S RESHAD JONES...**

- Has played in 98 games. Needs to play in two games to reach 100 in his career.
- Has 9.5 sacks. Needs two sacks to surpass Jeremiah Bell (11) and become the team's all-time leader for most sacks by a defensive back.
- Has 568 tackles. Needs 32 tackles to reach 600 in his career.
- Has 16 interceptions. Needs four interceptions to reach 20 in his career.
- Has 40 passes defended. Needs 10 passes defended to reach 50 in his career.

### **WR JARVIS LANDRY...**

- Has 318 receptions. Needs 25 receptions to surpass Anquan Boldin (342) for the most receptions by an NFL player in his first four seasons.
- Has two consecutive 1,000-yard seasons. Needs 1,000 receiving yards to become the first player in Dolphins history with three consecutive 1,000-yard seasons.
- Has 3,261 receiving yards. Needs 739 receiving yards to reach 4,000 for his career.
- Has 14 receiving touchdowns. Needs six touchdown receptions to reach 20 for his career.

### **LB REY MAUALUGA...**

- Has 115 games played. Needs 10 games played to reach 125 in his career.
- Has 585 total tackles. Needs 15 tackles to reach 600 and 65 tackles to reach 650 in his career.
- Has seven interceptions. Needs three interceptions to reach 10 in his career.
- Has 22 passes defended. Needs three passes defended to reach 25 in his career.

### **CB BYRON MAXWELL...**

- Has 46 starts. Needs four starts to reach 50 in his career.
- Has 195 total tackles. Needs five tackles to reach 200 in his career.
- Has 10 interceptions. Needs five interceptions to reach 15 in his career.

### **CB BOBBY McCAIN...**

- Has 75 total tackles. Needs 25 tackles to reach 100 in his career.





## WHAT TO LOOK FOR IN 2017

### QB MATT MOORE...

- Has played in 45 games. Needs to play in five games to reach 50 in his career.
- Has 6,077 passing yards. Needs 923 passing yards to reach 7,000 in his career.
- Has 41 passing touchdowns. Needs nine passing touchdowns to reach 50 in his career.

### WR DeVANTE PARKER...

- Has 1,474 receiving yards. Needs 526 receiving yards to reach 2,000 in his career.
- Has 101 receptions. Needs 49 receptions to reach 150 in his career.
- Has eight receiving touchdowns. Needs two receiving touchdowns to reach 10 in his career.

### K CODY PARKEY...

- Has 60 field goals made. Needs 15 field goals made to reach 75 in his career.
- Has 83 extra points made. Needs 17 extra points made to reach 100 in his career.
- Has 263 points scored. Needs 37 points to reach 300 in his career.

### WR KENNY STILLS...

- Has played in 67 games. Needs to play in eight games to reach 75 in his career.
- Has 44 starts. Needs six starts to reach 50 in his career.
- Has 174 receptions. Needs 26 receptions to reach 200 in his career.
- Has 2,852 receiving yards. Needs 148 receiving yards to reach 3,000 in his career.
- Has 21 receiving touchdowns. Needs four receiving touchdowns to reach 25 in his career.

### DT NDAMUKONG SUH...

- Has played in 114 games. Needs to play in 11 games to reach 125 in his career.
- Has 114 starts. Needs 11 starts to reach 125 in his career.
- Extending his consecutive games started streak, which currently stands at 87. The current mark is second among all active NFL defensive tackles (Domata Peko, 116).
- Has 384 total tackles. Needs 16 tackles to reach 400 in his career.
- Has 48.0 sacks. Needs two sacks to reach 50 in his career.
- Has 26 passes defended. Needs four passes defended to reach 30 in his career.

### TE JULIUS THOMAS...

- Has 44 starts. Needs six starts to reach 50 in his career.
- Has 2,104 receiving yards. Needs 396 receiving yards to reach 2,500 in his career.
- Has 33 receiving touchdowns. Needs seven receiving touchdowns to reach 40 in his career.
- Has two seasons with 10+ touchdown receptions. Needs 10 receiving touchdowns to become the fifth tight end in NFL history with three double-digit touchdown seasons (Antonio Gates, Jimmy Graham, Rob Gronkowski and Tony Gonzalez).

### LB LAWRENCE TIMMONS...

- Has 965 total tackles. Needs 35 tackles to become just the 46th NFL player since 1994 to reach 1,000 career tackles.
- Has 35.5 sacks. Needs 4.5 sacks to reach 40.0 in his career.
- Has 13 forced fumbles. Needs two forced fumbles to reach 15 in his career.
- Has 12 interceptions. Needs three interceptions to reach 15 in his career.
- Has 43 passes defended. Needs seven passes defended to reach 20 in his career.

### DE CAMERON WAKE...

- Has recorded 84 sacks in his Dolphins career. Needs nine sacks to surpass Jason Taylor (92.5) for most sacks by a Dolphins player in the first nine seasons on the team.
- Has recorded five games with three-plus sacks in his career. Needs one game with three-or-more sacks to move into a tie for first place for the most games with three-plus sacks in franchise history, joining Jason Taylor (six games).
- Can become the 11th player in NFL history (since 1982) and just the third in the past 15 years (John Abraham and Julius Peppers) to record a double-digit sack season at the age of 35 or older.
- Has 289 total tackles. Needs 11 tackles to reach 300 in his career.
- Has 14 passes defended. Needs one pass defended to reach 15 in his career.
- Has 21 forced fumbles. Needs four forced fumbles to reach 25 in his career.

### RB DAMIEN WILLIAMS...

- Has scored eight touchdowns (three rushing and five receiving). Needs two touchdowns for 10 in his career.



RB Jay Ajayi is looking to become the third player in Dolphins history to rush for 1,000 yards in consecutive seasons



## THE DOLPHINS VS. THE FALCONS

### A DOLPHINS WIN WOULD...

- Mark Miami's 12th victory in its past 16 regular season games, dating back to Week 6 of the 2016 season. It would be the team's best 16-game stretch since they won 13 of 17 from Oct. 28, 2001 to Oct. 13, 2002.
- Give the Dolphins a 3-2 record through five games for the first time since 2013, when they were also 3-2 after five contests.
- Be Miami's first win in Atlanta since Sept. 21, 1980 when they beat the Falcons 20-17. The Dolphins have played just four games in Atlanta in the team's 52-year history.
- Give the Dolphins their sixth win in their last eight regular season road games. Miami won four of its final five regular season road games in 2016 and is 1-1 on the road this year, with a win at the L.A. Chargers on Sept. 17.

### SERIES HISTORY

REGULAR SEASON: MIAMI LEADS 8-4

DATE	GAME
11/30/1970	Miami 20, at Atlanta 7
11/3/1974	at Miami 42, Atlanta 7
9/21/1980	Miami 20, at Atlanta 17
12/10/1983	at Miami 31, Atlanta 24
11/30/1986	Atlanta 20, at Miami 14
10/11/1992	at Miami 21, Atlanta 17
12/3/1995	at Miami 21, Atlanta 20
12/27/1998	at Atlanta 38, Miami 16
12/30/2001	at Miami 21, Atlanta 14
11/6/2005	Atlanta 17, at Miami 10
9/13/2009	at Atlanta 19, Miami 7
9/22/2013	at Miami 27, Atlanta 23



S Reshad Jones had seven tackles and one pass breakup in his lone NFL game against Atlanta (9/22/13)

### CONNECTIONS

#### PRO CONNECTIONS

- Falcons **DE Derrick Shelby** played for the Dolphins from 2012-15, totaling 105 tackles and eight sacks over four seasons.
- Falcons **K Matt Bryant** played for the Dolphins for three games in 2004, converting all three field goals and seven extra point attempts in that span.
- Dolphins **Wide Receivers Coach Shawn Jefferson** played receiver for the Falcons from 2000-2002. In three seasons with Atlanta, he hauled in 124 passes for 1,755 yards and five touchdowns.
- Falcons **Head Coach Dan Quinn** served as the defensive line coach for the Dolphins from 2005-06.
- Falcons **Special Teams Coordinator Keith Armstrong** coached special teams for the Dolphins from 2001-07, serving as coordinator in 2007.
- Dolphins **Head Strength and Conditioning Coach Dave Puloka** served as the assistant strength and conditioning coach for the Falcons in 2007.

#### COLLEGE CONNECTIONS

- Four Dolphins and two Falcons played at Clemson: Dolphins **CB Byron Maxwell** (2006-10), **DE Andre Branch** (2007-11), **LB Stephone Anthony** (2011-14), **CB Cordrea Tankersley** (2013-16) and Falcons **DE Vic Beasley** (2010-14) and **DT Grady Jarrett** (2011-14). In 2014, Anthony, Tankersley, Beasley and Jarrett combined for 159 tackles, with Anthony leading the team with 74 and Beasley leading in sacks with nine.
- Falcons **G Andy Levitre** and Dolphins **QB Matt Moore** played together at Oregon State from 2005-06.
- Dolphins **WR Leonte Carroo** and Falcons **WR Mohamed Sanu** both hold several receiving records at Rutgers. Sanu is No. 1 in career receptions (210), single-season receptions (115) and single-game receptions (16). He is also No. 5 all-time in receiving yards with 2,263. Carroo is No. 3 all time in career receiving yards with 2,373 and No. 1 in career receiving touchdowns (29).
- Dolphins **S Michael Thomas** and Falcons **TE Levine Toilolo** played together at Stanford from 2009-2011. In 2011, Thomas was second on the team in tackles (66) while Toilolo was second in receiving touchdowns (6).
- Dolphins **C Jake Brendel** and Falcons **DE Takkarist McKinley** played together at UCLA from 2014-15.
- Dolphins **DT Davon Godchaux**, Falcons **LB Deion Jones** and Falcons **CB Jalen Collins** played together at LSU in 2014, in which the trio combined for 104 tackles.
- Falcons **LB Jermaine Grace** played at the University of Miami (Fla.) from 2013-15, leading the team in tackles with 79 in 2015.
- Dolphins **Running Backs Coach Danny Barrett** served as UCF's running backs coach while Falcons **S Kemal Ishmael** played there from 2011-12.

#### HIGH SCHOOL/HOMETOWN CONNECTIONS

- Several Falcons players are from Florida (high school, hometown): **S Ricardo Allen** (Mainland, Daytona Beach), **P Matt Boshier** (Jupiter, Jupiter), **LB De'Vondre Campbell** (Cypress Lake, Fort Myers), **RB Devonta Freeman** (Miami Central, Miami), **S Kemal Ishmael** (North Miami Beach, Miami), **S Keanu Neal** (South Sumter, Bushnell), **S Sharrod Neasman** (Braden River, Bradenton), **S Brian Poole** (Southeast, Bradenton) and **LB Jermaine Grace** (Miramar, Miramar).
- Several Dolphins players are from Georgia: **RB Kenyan Drake** (Hillgrove, Powder Springs), **T Ja'Wuan James** (North Gwinnett, Suwanee), **S Reshad Jones** (Booker T. Washington, Atlanta) and **RB Senorise Perry** (Chattooga, Summerville).
- Dolphins **S Reshad Jones** was born and raised in Atlanta and attended Booker T. Washington High School. Following his senior season at Booker T. in 2005, Jones was the highest rated safety in the nation by Rivals and committed to play at the University of Georgia.



## THE DOLPHINS VS. THE FALCONS

### SERIES FACTS (TEAM)

**MIAMI'S LARGEST MARGIN OF VICTORY:**

35 (at Miami 42, Atlanta 7, 11/3/74)

**ATLANTA'S LARGEST MARGIN OF VICTORY:**

22 (at Atlanta 38, Miami 16, 12/27/98)

**CURRENT SERIES STREAK:**

Miami 1 (9/22/13)

**MIAMI'S LARGEST WIN STREAK:**

4 (11/30/70 - 12/10/83)

**ATLANTA'S LARGEST WIN STREAK:**

2 (11/6/05 - 9/13/09)

**MOST POINTS BY MIAMI:**

42 (at Miami 42, Atlanta 7, 11/3/74)

**MOST POINTS BY ATLANTA:**

38 (at Atlanta 38, Miami 16, 12/27/98)

**MOST POINTS, BOTH TEAMS:**

55 (at Miami 31, Atlanta 24, 12/10/83)

**FEWEST POINTS BY MIAMI:**

7 (at Atlanta 19, Miami 7, 9/13/09)

**FEWEST POINTS BY ATLANTA:**

7 (twice, last: at Miami 42, Atlanta 7, 11/3/74)

**FEWEST POINTS, BOTH TEAMS:**

26 (at Atlanta 19, Miami 7, 9/13/09)

### SERIES SUPERLATIVES

#### DOLPHINS

**RUSHING YARDS:**

108, Larry Csonka, at Atlanta, 11/30/70  
108, Benny Malone, at Miami, 11/3/74

**PASSING YARDS:**

343, Dan Marino, at Miami, 12/3/95

**RECEPTIONS:**

9, Oronde Gadsden, at Atlanta, 12/27/98

**RECEIVING YARDS:**

153, Oronde Gadsden, at Atlanta, 12/27/98

#### FALCONS

**RUSHING YARDS:**

172, Gerald Riggs, at Miami, 11/30/86

**PASSING YARDS:**

332, Steve Bartkowski, at Atlanta, 9/21/80

**RECEPTIONS:**

9, Julio Jones, at Miami, 9/22/13

**RECEIVING YARDS:**

136, Alfred Jenkins, at Atlanta, 9/21/80

### DOLPHINS PLAYERS VS. THE FALCONS

PLAYER	GP	RECORD	PASSING				
			A-C-I	YDS	PCT	TD	RTG
Jay Cutler	4	3-1	140-94-3	1,209	67.1	6	99.4
Matt Moore	1	0-0	1-0-1	0	0.0	0	0.0
<b>TOTALS</b>	<b>5</b>	<b>3-1</b>	<b>141-94-4</b>	<b>1,209</b>	<b>66.7</b>	<b>6</b>	<b>95.7</b>

PLAYER	GP	ATT	RUSHING				
			YDS	AVG	LG	TD	
Jay Cutler	4	10	42	4.2	30	0	
<b>TOTALS</b>	<b>4</b>	<b>10</b>	<b>42</b>	<b>4.2</b>	<b>30</b>	<b>0</b>	

PLAYER	GP	NO	RECEIVING				
			YDS	AVG	LG	TD	
Kenny Stills	3	10	176	17.6	67	0	
Julius Thomas	2	6	79	13.2	22	0	
Anthony Fasano	3	5	31	6.2	10	0	
<b>TOTALS</b>	<b>8</b>	<b>21</b>	<b>286</b>	<b>13.6</b>	<b>67</b>	<b>0</b>	

PLAYER	GP	FGM	FGA	LG	XP	XPA	KO	TB
<b>TOTALS</b>	<b>1</b>	<b>1</b>	<b>2</b>	<b>29</b>	<b>3</b>	<b>3</b>	<b>5</b>	<b>2</b>

PLAYER	GP	SOLO	ASST	SK	INT	PD	FF	FR
Nate Allen	4	13	1	0.0	0	0	0	0
Kiko Alonso	2	12	7	0.0	1	1	0	1
Stephone Anthony	3	12	2	0.0	0	2	0	0
Lawrence Timmons	2	11	5	0.0	0	0	0	0
Ndamukong Suh	3	8	4	1.5	0	0	0	0
Byron Maxwell	2	8	2	0.0	0	3	0	0
Reshad Jones	1	7	0	0.0	0	1	0	0
T.J. McDonald	2	6	1	0.0	0	0	0	0
William Hayes	3	4	2	1.0	0	1	0	0
Koa Misi	1	4	0	0.0	0	0	0	0
Andre Branch	1	3	0	0.0	0	2	0	0
Rey Mauluga	2	0	1	0.0	0	0	0	0
John Denney	3	0	0	0.0	0	0	0	1
Jay Cutler	4	0	0	0.0	0	0	0	1
<b>TOTALS</b>	<b>39</b>	<b>101</b>	<b>31</b>	<b>2.5</b>	<b>1</b>	<b>12</b>	<b>1</b>	<b>3</b>





## THE DOLPHINS VS. THE FALCONS

### HOW THEY COMPARE

DOLPHINS		CATEGORY	FALCONS	
STAT	RNK		RNK	STAT
231.3	32	Total Offense	4	388.3
156.5	32	Passing Offense	7	262.5
74.8	31	Rushing Offense	8	125.8
10.3	32	Scoring Offense	8	26.0
10	13t	Sacks Allowed	8	8
25.0	32	Third Down Offense	8	43.2
45.5	24t	Red Zone Offense	32	20.0
309.5	8	Total Defense	10	318.3
234.0	22	Passing Defense	17	225.3
75.5	4	Rushing Defense	11	93.0
16.8	4	Scoring Defense	18t	22.3
10	24t	Sacks	12t	12
29.8	3	Third Down Defense	8	37.3
72.2	30	Red Zone Defense	17t	55.6
3	28t	Takeaways	32	2
5	8t	Giveaways	13t	6

### STATISTICAL LEADERS

CATEGORY	DOLPHINS		FALCONS	
	PLAYER	STAT	PLAYER	STAT
Completion Pct.	J. Cutler	62.6	M. Ryan	65.2
Passing Yards	J. Cutler	706	M. Ryan	1,109
Passer Rating	J. Cutler	74.8	M. Ryan	87.5
Rushing Yards	J. Ajayi	261	D. Freeman	285
Yards Per Carry	J. Ajayi	3.4	T. Coleman	6.2
Rushing TDs	None		D. Freeman	5
Receptions	J. Landry	30	J. Jones	19
Receiving Yards	D. Parker	236	J. Jones	295
Receiving TDs	Three tied	1	Five tied	1
Tackles	K. Alonso	28	D. Jones	27
Sacks	C. Wake	2.5	B. Reed	3.0
Interceptions	None		D. Trufant	1
Forced Fumbles	Four tied	1	D. Kazee	2
Special Tms Tcks	M. Thomas	3	D. Coleman	5



C Mike Pouncey helped lead the Dolphins to a 27-23 win over Atlanta on Sept. 22, 2013



## THE LAST MEETING

# 2013 - WEEK 3

SEPT. 22, 2013 | MIAMI GARDENS, FLA.  
SUN LIFE STADIUM  
ATTENDANCE: 70,660 | TV: FOX

### SCORING SUMMARY

## ATLANTA 23

## MIAMI 27

	1	2	3	4	F
Atlanta	7	6	7	3	23
Miami	0	10	10	7	27

The Miami Dolphins sure know how to keep it exciting and they did just that in their home opener, pulling out a dramatic 27-23 comeback win over the Atlanta Falcons.

Second-year quarterback Ryan Tannehill capped off a flawless 75-yard scoring drive in with a 1-yard touchdown pass to rookie tight end Dion Sims with 38 seconds left in the game. The perfectly thrown lob pass set off a raucous celebration by the crowd of 70,660 at Sun Life Stadium and kept Miami unbeaten at 3-0.

"Before the drive started I just told the guys, hey, it doesn't matter what happened before now, all that matters is what we do on this drive and they responded," said Tannehill, who surpassed 4,000 career passing yards and had a passé rating of 94.5. "Guys stepped up and made plays, I had great pass protection the entire drive, guys were catching the ball downfield. All you can say is the guys stepped up and made plays when they counted."

In addition to Sims, tight ends Charles Clay and Michael Egnew also came up with big receptions on that final drive. Egnew's first career catch went for 8 yards on a 2nd-and-10 across midfield to set up a short third-down situation. Clay, who had a career-high 109 receiving yards against the Colts, hauled in a 21-yarder down the seam all the way to the Atlanta 8-yardline with just over a minute left.

Two plays after Clay's catch, Sims fought off Falcons linebacker Stephen Nicholas and made a nifty one-handed grab of Tannehill's pass for the game-winning score. He was mobbed by his teammates and of course kept the ball as a memento.

"It was awesome," Sims said. "It all started with the O-line protecting and then Tannehill making a great throw, an absolutely perfect throw over the top, and it was just up to me to make the play. He grabbed my arm and I just used my instincts. I had no choice but to grab it with the other hand and it was something that we practiced all week."

### SCORING DRIVES

TEAM	QTR	TIME	PLAY (EXTRA POINT) (DRIVE INFO)	ATL	MIA
Falcons	1	6:12	J.Snelling 7 yd. pass from M.Ryan (M.Bryant kick) (14-80, 8:48)	7	0
Falcons	2	13:02	M.Bryant 52 yd. Field Goal (11-42, 5:58)	10	0
Dolphins	2	10:06	D.Thomas 5 yd. run (C.Sturgis kick) (6-80, 2:56)	10	7
Falcons	2	2:04	M.Bryant 20 yd. Field Goal (13-78, 8:02)	13	7
Dolphins	2	0:00	C.Sturgis 46 yd. Field Goal (8-60, 2:04)	13	10
Falcons	3	12:40	L.Toilolo 2 yd. pass from M.Ryan (M.Bryant kick) (4-12, 1:32)	20	10
Dolphins	3	9:12	C.Sturgis 50 yd. Field Goal (9-47, 3:28)	20	13
Dolphins	3	0:56	B.Hartline 18 yd. pass from R.Tannehill (C.Sturgis kick) (3-19, 0:49)	20	20
Falcons	4	11:39	M.Bryant 33 yd. Field Goal (11-65, 4:17)	23	20
Dolphins	4	0:38	D.Sims 1 yd. pass from R.Tannehill (C.Sturgis kick) (13-75, 4:08)	23	27

## GAME STATISTICS

#### RUSHING (Att-Yds-TD):

Atlanta: J. Rodgers 18-86, J. Snelling 11-53, J. Jones 1-7.  
Miami: L. Miller 8-62, D. Thomas 5-21-1, R. Tannehill 2-7.

#### PASSING (A-C-Y-TD-I):

Atlanta: M. Ryan 38-23-231-2-1.  
Miami: R. Tannehill 35-24-236-2-1.

#### RECEIVING (Rec-Yds-TD):

Atlanta: J. Jones 9-115, J. Snelling 4-58-1, T. Gonzalez 4-24, R. White 2-16, J. Rodgers 2-7, H. Douglas 1-9, L. Toilolo 1-2-1.  
Miami: B. Gibson 6-49, B. Hartline 4-56-1, R. Matthews 4-42, C. Clay 4-40, M. Wallace 2-22, D. Thomas 1-16, M. Egnew 1-8, L. Miller 1-2, D. Sims 1-1-1.

#### SACKS (Sk-Yds):

Atlanta: O. Umenyiora 2-21, A. Dent 1.5-21, R. McClain 1-4, J. Bartu 0.5-4.  
Miami: None.

#### INTERCEPTIONS (Int-Yds):

Atlanta: W. Moore 1-19.  
Miami: J. Wilson 1-(-2).

#### FORCED FUMBLES:

Atlanta: O. Umenyiora 2.  
Miami: D. Jones 1.

#### FUMBLE RECOVERIES (No-Yds):

Atlanta: P. Jerry 1-0.  
Miami: J. Denney 1-0.

#### TEAM STATS

	ATL	MIA
<b>First Downs</b>	<b>24</b>	<b>16</b>
Rushing	9	3
Passing	14	13
Penalty	1	0
<b>3rd-Down Efficiency</b>	<b>5 for 12</b>	<b>7 for 12</b>
<b>4th-Down Efficiency</b>	<b>0 for 0</b>	<b>0 for 0</b>
<b>Total Net Yards</b>	<b>377</b>	<b>285</b>
<b>Total Net Plays</b>	<b>68</b>	<b>55</b>
Average Gain	5.5	5.2
<b>Net Yards Rushing</b>	<b>146</b>	<b>90</b>
Rushes	30	15
Yards per Rush	4.9	6.0
<b>Net Yards Passing</b>	<b>231</b>	<b>195</b>
Completed - Attempted	23-38	24-35
Yards per Pass Play	6.1	4.9
Sacked - Yards Lost	0-0	5-41
Had Intercepted	1	1
<b>Punts - Average</b>	<b>2-66-33.0</b>	<b>3-159-53.0</b>
<b>Return Yardage</b>	<b>23</b>	<b>46</b>
Punts - Return Yards	3-4	0-0
Kickoffs - Return Yards	0-0	2-48
Interceptions - Return Yards	1-19	1--2
<b>Penalties - Yards</b>	<b>7-59</b>	<b>2-13</b>
<b>Fumbles - Lost</b>	<b>1-1</b>	<b>2-1</b>
<b>Red-Zone Efficiency</b>	<b>2 for 5</b>	<b>3 for 3</b>
<b>Goal-to-Go Efficiency</b>	<b>2 for 2</b>	<b>1 for 1</b>
<b>Time of Possession</b>	<b>37:09</b>	<b>22:51</b>



## FREE AGENCY TRACKER

The Dolphins were active in the 2017 free agency market. The team re-signed nine players who ended the 2016 season with the club, while also adding another five unrestricted free agents and two players from trades. Below tracks the players the team has signed, as well as those who ended the 2016 season on the Miami roster and their current status.

### PLAYERS RETAINED OR ADDED

#### PLAYERS FROM 2016 RE-SIGNED (9)

Kiko Alonso	LB	
Andre Branch	DE	
Jermon Bushrod	G/T	
John Denney	LS	
Mike Hull	LB	
Anthony Steen	C/G	
Kenny Stills	WR	
Michael Thomas	S	
Damien Williams	RB	

#### UNRESTRICTED FREE AGENTS SIGNED (5)

Nate Allen	S	Oakland
Anthony Fasano	TE	Tennessee
Ted Larsen	C/G	Chicago
T.J. McDonald	S	L.A. Rams
Lawrence Timmons	LB	Pittsburgh

#### TRADE (2)

Julius Thomas	TE	Jacksonville
William Hayes	DE	L.A. Rams

\* As of October 9, 2017

## PLAYERS FROM 2016 ROSTER NOT CURRENTLY WITH THE DOLPHINS

#### RETIRED (1)

Jordan Cameron	TE	
----------------	----	--

#### UNRESTRICTED FREE AGENTS (4)

Donald Butler	LB	
Jelani Jenkins	LB	
Mario Williams	DE	
T.J. Yates	QB	

#### FREE AGENTS (5)

Isa Abdul-Quddus	S	
Ifo Ekpre-Olomu	CB	
Dominique Jones	TE	
Spencer Paysinger	LB	
Bacarri Rambo	S	

#### UNRESTRICTED FREE AGENTS LOST (1)

Dion Sims	TE	Chicago
-----------	----	---------

#### FREE AGENTS LOST (2)

Dion Jordan	DE	Seattle
Earl Mitchell	DT	San Francisco

#### TRADED (1)


Branden Albert	T	Jacksonville
----------------	---	--------------



S Nate Allen




TE Anthony Fasano



DE William Hayes



C/G Ted Larsen



S T.J. McDonald



TE Julius Thomas




LB Lawrence Timmons





## MIAMI DOLPHINS 2017 DRAFT CLASS

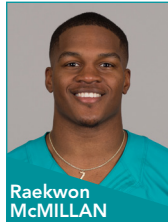
Rd 1 // Pick 22



**Charles  
HARRIS**

Missouri // DE  
6-3 // 260

Rd 2 // Pick 54



**Raekwon  
McMILLAN**

Ohio State // LB  
6-2 // 243

Rd 3 // Pick 97



**Cordrea  
TANKERSLEY**

Clemson // CB  
6-1 // 200

Rd 5 // Pick 164



**Isaac  
ASIATA**

Utah // G  
6-3 // 323

Rd 5 // Pick 178



**Davon  
GODCHAUX**

LSU // DT  
6-4 // 299

Rd 6 // Pick 194



**Vincent  
TAYLOR**

Oklahoma State // DT  
6-3 // 310

Rd 7 // Pick 237



**Isaiah  
FORD**

Virginia Tech // WR  
6-2 // 195

## MIAMI DOLPHINS 2017 UNDRAFTED ROOKIE CLASS



**Chase  
ALLEN**

Southern Illinois // LB  
6-4 // 241




**Matt  
HAACK**

Arizona State // P  
6-1 // 185



**Malcolm  
LEWIS**

Miami (Fla.) // WR  
5-10 // 190




**Cameron  
MALVEAUX**

Houston // DE  
6-6 // 270



**Torry  
McTYER**

UNLV // CB  
6-0 // 195



**Drew  
MORGAN**

Arkansas // WR  
6-0 // 193




**De'Veon  
SMITH**

Michigan // RB  
5-11 // 228



**Eric  
SMITH**

Virginia // T  
6-5 // 300



**Maurice  
SMITH**

Georgia // S  
6-0 // 195



## HARD ROCK STADIUM MODERNIZATION



Hard Rock Stadium is a global entertainment destination that encompasses art, culture, some of the best food in the region, diversity, an elevated fan experience and the best Miami has to offer. The venue serves as home to the Miami Dolphins, University of Miami football team, Orange Bowl, Super Bowl LIV and the 100th anniversary of the NFL, College Football Playoff Semifinals, major concerts, international soccer and a host of world-class events. This multi-purpose, open-air complex is in the midst of a multi-year, \$500 million renovation to enhance the fan experience. The modernization is being privately funded by Stephen Ross.



## #ARTUNEXPECTED

Goldman Global Arts and the Miami Dolphins collaborated to transform Hard Rock Stadium into a vibrant, monumental public art experience. Highlighting 18 artists from ten countries, the landmark mural project looks to create an artistic legacy and cement Hard Rock Stadium as an iconic, world class, cultural venue of Miami.

The collection at Hard Rock Stadium is one of the world's largest street art museums, curated by Goldman Global Arts. The exceptional line-up of international artists brings a variety of techniques and styles together to create a jaw-dropping tapestry of urban art contained in a single location.







## HARD ROCK STADIUM MODERNIZATION

### NEW SEATING PRODUCTS

Hard Rock Stadium's modernization included doubling unique seating experiences from 8 to 16. Some of the newest seating products include:


**The 72 Club:** The 598 seats in the 72 Club take the premium seating experience to another level. It's the most luxurious seating experience in all of South Florida sports and entertainment. Seats are double-padded, have 11 inches more legroom and are located at midfield. At any point in-game, guests are able to walk on the field on their way to a private club designed by the Rockwell Group.



**Living Room Boxes:** Hard Rock Stadium created four-person private Living Room Boxes. Located on the 35-yard line and within the Atos Club presented by Dell EMC and Ford Field Clubs in the end zones, Living Room Boxes are the biggest, most comfortable seats in the stadium. These boxes give guests the ability to watch replays and highlights on their own private screens.

**Hyundai Club:** The Hyundai Club is a club located between the 30-yard lines on the north side that offers wider, padded seats. The club is designed by the Rockwell Group.

**Corner Terraces:** The 100 level Corner Terraces provide a unique social experience where guests can watch the game from a high-top table and comfortable swivel chairs. Corner Terraces provide guests the enjoyment of sitting with family or friends without being confined to a row of seats.



### PHASE I

Phase I of the project that was completed for the 2015 season changed every seat in the stadium, rebuilt the concourses on the 100 and 300 levels, reduced capacity from 76,018 to 64,767, moved seats 25 feet closer to the field on the north and south sidelines, introduced five new premium spaces and allowed fans to enjoy improved food, enhanced concourses and 16 new restroom facilities throughout the venue.

Hard Rock Stadium's renovation stands apart in enhancing every fan experience. In delivering a new caliber of luxury, Phase I introduced The NINE hosted by Aston Martin Residences Miami, The 72 Club, the Hyundai Club, Ford Field Club and the Atos Club presented by Dell EMC.

For the everyday fan, new seating experiences debuted in the corner terraces, providing a unique social experience where guests watch the game from a half-round table and comfortable swivel chairs. Corner Terraces provide guests the enjoyment of sitting with family or friends without being confined to a row of seats.

**The NINE hosted by Aston Martin Residences Miami:** The NINE hosted by Aston Martin Residences Miami are nine open-air suites between the 30-yard lines that connect to a private club designed by the Rockwell Group. The NINE offers the best view of the field with the convenience of a private club.







## HARD ROCK STADIUM MODERNIZATION

### PHASE II

For the 2016 season, a state-of-the-art canopy was installed that keeps as many as 92 percent of fans in the shade and protected from the rain along with four giant high-definition video boards.

On Aug. 17, 2016, the Miami Dolphins christened the second phase of the renovation with a landmark 18-year naming rights agreement with Hard Rock International to name the newly renovated facility Hard Rock Stadium.

#### Video Boards

- Four 1,472-inch screens in each corner of the stadium for a total of 22,400 sq. ft. – the largest in the AFC East (compared to 12,000 total square footage in old stadium).
- A total of 18 million LEDs will showcase game day on the boards.
- High-definition picture positioned for easy sightlines for every fan.

**Miami Dolphins**  
TOTAL: 22,400 SQ. FT.



**NEW YORK JETS**  
TOTAL: 14,160 SQ. FT.



**BUFFALO BILLS**  
TOTAL: 12,253 SQ. FT.



**NEW ENGLAND PATRIOTS**  
TOTAL: 11,306 SQ. FT.



#### SHADE CANOPY

- Shades approximately 92 percent of fans (increase from 17 percent in old stadium).
- The shade canopy is approximately 626,000 square feet [14.37 acres] and is comprised of 17,000 tons of steel.
- Covering the remainder of the canopy area [94,000 square feet] immediately adjacent to the ocular over the field is a translucent material called ETFE. This material provides supplemental light in the bowl while reducing solar heat.
- Four spires rise an additional 200 feet above the roof surface achieving a total height of 357 feet from the ground. Several steel cables secured at the top of each spire will be extended to the roof to provide additional structural support. Cable diameters range between 3.5" to 5.5" in diameter.

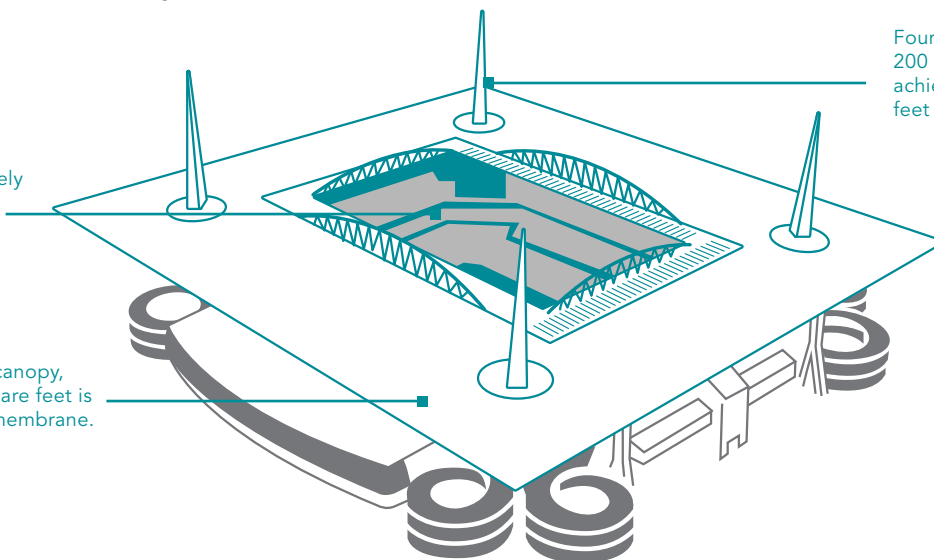
#### FIELD FACTS

- First team in the NFL to use Paspalum Platinum (shorter versions are Platinum TE or TE). The TE species works well in warm climates with growth not hindered in shade.
- Texture: Courser, thicker grass
- Feel: TE is thicker and lusher so there is a difference in feel and cushion in footing
- Sustainability: More shade tolerance
- Growth: TE grows aggressively and requires less nitrogen in the fertilizer than Bermuda.
- Color Variation: TE is a lighter green shade.

Shades approximately 92 percent of fans (increase from 17 percent currently).

The main area of canopy, some 530,000 square feet is a single ply TPO membrane.

Four Spires rise an additional 200 feet above the roof surface achieving a total height of 357 feet from the ground





## HARD ROCK STADIUM MODERNIZATION

### ALL NEW BANKUNITED CLUB LEVEL

The 2017 renovation brought additional luxury to the midsection of the stadium, renovating the BankUnited Club Level.

- Hard Rock Stadium's 147 suites were completely renovated during the 2016-2017 offseason. These suites offer luxury and comfort in the ultimate setting to watch any event.
- Suites vary in size from 10 seats up to 50 seats offering air conditioning and NFL Sunday Ticket, multi-feed sound systems, refrigerators, ice-makers and private telephone services.
- Suite attendants provide personal service in each suite during the games. Centerplate caters the suites with a wide-variety of food and beverages from which to choose.

New in 2017, Hard Rock Stadium features Theatre Boxes on the BankUnited Club Level. These 4-6 person individual boxes are located in a shared suite environment with inclusive food and beverage. Hard Rock Stadium also debuted four new corner clubs, – including the new UHealth, University of Miami Health System Cornerstone Club – giving suite members access to the corner's interior space and bar.



### PHASE III

Unveiled in 2017 are remodeled, modernized suites throughout the stadium offering a more intimate club space on the BankUnited Club Level with improved amenities and food, as well as the addition of theatre boxes and four new corner clubs.

Phase III of the renovation brought new party terraces on the 300 level of Hard Rock Stadium. These party terraces have a bar that services guests on the concourse, as well as a double-sided bar with awesome views of the field. Each corner includes two semi-private spaces that each can hold up to 100 people – creating a new experience for a total of 800 guests per event. The Dolphins additionally have made a commitment to donate a party terrace of 100 military tickets each game to local troops serving our country.

Throughout Phase III of the renovation, the exterior of the facility saw enhancements in the redesign of the parking lots and landscaping.

### A NEW LUXURY PARTNERSHIP

Hard Rock Stadium has attracted world-renowned iconic brands to the space, including a great partnership with Aston Martin Residences Miami. Luxury real estate company G&G Business Developments and the Miami Dolphins announced a long-term partnership to rename The NINE hosted by Aston Martin Residences at 300 Biscayne Boulevard Way.

During the Phase III renovations, The NINE also received new teak flooring, enhancing the most luxurious atmosphere in sports to create the feel of watching a game from the back of a yacht.





## MIAMI DOLPHINS IN THE COMMUNITY



*RISE and the Miami Dolphins offer a special pregame tailgate to bring the community together*

### MIAMI DOLPHINS AND ROSS INITIATIVE IN SPORTS FOR EQUALITY (RISE) TAILGATES

**Miami, FL** – Dolphins Owner and RISE Founder Stephen Ross, RISE CEO Jocelyn Benson, Dolphins President & CEO Tom Garfinkel and Dolphins alumni Trent Gamble and Shawn Wooden joined community leaders, youth, coaches and law enforcement to participate in a special tailgate at the Northeast Plaza Terrace at Hard Rock Stadium prior to the Dolphins home game against the Tennessee Titans on Oct. 8.

The tailgate (food, drinks and game tickets) is funded by Miami Dolphins players Ja'Wuan James, Byron Maxwell, Mike Pouncey, Ryan Tannehill, Kenny Stills and Ndamukong Suh with the goal of continuing dialogue between community members and fostering relationships.

The COMMUNITY Tailgate initiative stems from a solution-oriented town hall hosted in Fall 2016 by the Dolphins and RISE during which players and local leaders discussed actionable steps that could be taken to address issues of racial inequality and unite the community. This marks the second season of the tailgates at Dolphins home games.



*Dolphins Owner Stephen Ross poses for photos at the RISE Tailgate on Oct. 8, 2017*



*Local football players participate in a special tailgate to foster relationships in the community*





## MIAMI DOLPHINS IN THE COMMUNITY

### STEPHEN ROSS PLEDGES \$1 MILLION TO LONG-TERM REBUILD AND RECOVERY EFFORTS IN THE AFTERMATH OF HURRICANE IRMA

**MIAMI** -- In the aftermath of Hurricane Irma, Stephen Ross has announced that he will pledge \$1 million to immediate and long-term rebuilding efforts for the region. In addition, the Miami Dolphins announced a series of efforts designed with the goal of helping the region in what will be a longstanding recovery process from the devastating storm.

"The devastation throughout Florida was heartbreaking, but I was inspired by the resilience and spirit of our state to help rebuild," said Ross. "Our most heartfelt thoughts and prayers go out to those impacted by Hurricane Irma and we are committed to helping in long term recovery efforts."

The organization will immediately deploy its Miami Dolphins Special Teams powered by AARP Foundation volunteer program to assist with much needed rebuilding projects in Miami-Dade, Broward and Palm Beach counties. This volunteer program was created to enlist, mobilize and support community efforts in times of emergency.

In addition, the Dolphins have partnered with AARP Foundation on a dollar for dollar matching campaign, with 100 percent of the money raised going directly into the community. Created to support the victims of the hurricane, especially those who are low-income and age 50-plus, these donations collected through the disaster relief fund will impact those in need.

Lastly, the team will assess long-term damage and collaborate with local and regional community partners involved with critical relief and rebuilding efforts in Monroe and Collier counties along with the Florida Keys.

For more information on how to volunteer with relief efforts or to request help with a rebuilding project, visit [Dolphins.com/hurricanerelief](http://Dolphins.com/hurricanerelief). To donate and learn more about the AARP Foundation Miami Dolphins Hurricane Irma Relief Fund, [www.aarpfoundation.org/irma](http://www.aarpfoundation.org/irma).



### ONE FLORIDA HELMET DECAL

The Jacksonville Jaguars, Miami Dolphins and Tampa Bay Buccaneers are wearing a "ONE FLORIDA" helmet decal this season to signify the state's resiliency following Hurricane Irma.

Each team made a pledge to their local communities, with **Jaguars Owner Shad Khan** donating \$1 million to Florida's First Coast Relief Fund, **Buccaneers Co-Chairman Bryan Glazer** committing \$1 million to the American Red Cross and **Dolphins Owner Stephen Ross** pledging \$1 million to immediate and long-term restoration including a contribution to the AARP Foundation Miami Dolphins Hurricane Irma Relief Fund.

### DOLPHINS PLAYERS RESCUE HIGH SCHOOL FOOTBALL TEAM IRMA STRANDED IN VEGAS

By: Armando Salguero | Miami Herald | September 14, 2017

Miami Dolphins players, spending their week practicing in California because of Hurricane Irma, know something about being displaced.

So when news reached the players that Central High School's football team was basically stranded and financially strapped in Las Vegas because Irma ruined scheduled travel plans, the local professional team decided to provide aid for the local prep team.

Dolphins players are paying for lodging and transportation costs for the Central traveling party of 69 players, coaches and administrators -- costs that had rocketed for Central (pardon the pun) to multiple tens of thousands of dollars.

"I'm ecstatic because anytime you see an organization like the Dolphins think about and take care of a high school team like ourselves, that's amazing," said Central coach Roland Smith, who incidentally was drafted by the Dolphins in 1991 out of the University of Miami.

The Rockets on Friday upset three-time national champion Bishop Gorman, a private school in Summerlin, Nev. And Central is ranked No. 16 nationally by USA Today. But being nationally ranked doesn't mean Central is funded like a national program.

"We don't have a budget like the Dolphins," Smith said. "We don't have a budget like a college. We don't have a national budget to stay extra days after a game and stuff like that."

But that's exactly what Central had to do because their flight back to South Florida last weekend was canceled when the storm threatened Florida. And other flights weren't exactly capable of taking on 69 extra passengers at once.

So the SpringHill Suites near the Las Vegas Convention Center became home. A stay that was supposed to end Sunday will extend for some members of the Central party until Friday before they can finally get home. The group is leaving in staggered parties of six, seven, and eight people per flight.

The Dolphins heard of Central's situation through various connections. Manager of youth programs Troy Drayton got a phone call informing him of the situation. Others read about the Central's situation in a Miami Herald article.

Then players heard about it. A couple decided to help. And then a couple more. And then more.

Early on receiver Kenny Stills, defensive tackle Ndamukong Suh, safety Reshad Jones, and receiver Jarvis Landry agreed to contribute money to pay Central's bill. Linebacker Lawrence Timmons joined in late Wednesday evening. DeVante Parker and Laremy Tunsil also joined in.

The Dolphins also worked out a deal with Dignitary Transportation and that service will pick up the Central arrivals at the airport and drop them off at the school.

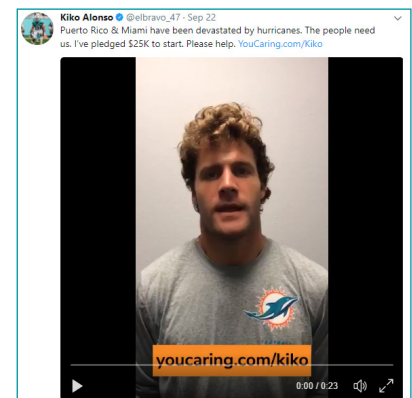
"We don't have big booster clubs like other schools have that can take care of things like this," Smith said. "But when you have an organization the kids look up to and they step forward, it's an awesome thing."

### NFL TO MATCH DONATIONS TO MIAMI DOLPHINS LINEBACKER KIKO ALONSO'S HURRICANE MARIA RELIEF CAMPAIGN UP TO \$50,000

The Miami Dolphins, New York Giants, New York Jets and the NFL Foundation will together contribute \$200,000 to the American Red Cross to address the immediate needs of those impacted by Hurricane Maria in Puerto Rico and other areas. The NFL will also match donations up to \$50,000 to the Miami and Puerto Rico Hurricane Relief Campaign of Miami Dolphins linebacker KIKO ALONSO. Fans can donate [here](http://here).

These donations address the specific devastation in Puerto Rico and is in addition to the NFL's previous \$1 million contribution to Hurricane Irma relief efforts, which impacted people in Florida and the Caribbean.

Our thoughts are with the people of Puerto Rico during this difficult time.





## MIAMI DOLPHINS IN THE COMMUNITY

### MIAMI DOLPHINS COLLABORATE WITH FACEBOOK & ASBN TO LIVE STREAM HIGH SCHOOL FOOTBALL GAMES ACROSS MIAMI-DADE AND BROWARD COUNTIES

**Miami, Fla.** – The Miami Dolphins today announced they are working with Facebook and ASBN to become the first NFL team to live stream high school football games on the social platform. The games, featuring teams from Miami-Dade and Broward counties, will be available to people on Watch, Facebook’s new platform for shows. Fans can add these games to their watchlist by following the [Miami Dolphins High School Live Show Page](#).

Prior to kickoff, the Dolphins also will stream “The Audible: Football Fridays,” a 30-minute program hosted by former Dolphins Kim Bokamper and Joe Rose. The social and interactive show promotes high school football in both counties, talks about the upcoming Dolphins game and is available on Facebook, Periscope and YouTube. The show’s earlier announced slate of games now features five rescheduled matchups due to Hurricane Irma.

The first streamed contest featured Deerfield Beach High School vs. St. Thomas Aquinas High School on Friday, Oct. 6 at 7 p.m. ET. Those tuning into the broadcast will hear analysis and discussion from correspondents and audience interaction will be encouraged via live chats.

“By working with Facebook and ASBN, the Miami Dolphins are once again proving to be innovative adaptors by bringing football and technology together,” Miami Dolphins Senior Vice President of Communications & Community Affairs Jason Jenkins said. “This program will further our mission of celebrating youth football in South Florida and now bring the stories of these coaches, players and teams to a national audience.”

#### MIAMI DOLPHINS HIGH SCHOOL LIVE & “THE AUDIBLE: FOOTBALL FRIDAYS” SCHEDULE

DATE	TIME	GAME	LOCATION
10/6	7 p.m.	Deerfield Beach at St. Thomas Aquinas	St. Thomas Aquinas
10/13	7 p.m.	American Heritage at Cardinal Gibbons	Cardinal Gibbons
10/20	7 p.m.	Miami Northwestern vs. Miami Central	Traz Powell Stadium
10/27	7 p.m.	Miramar at Western	Western
11/3	7 p.m.	Miramar at St. Thomas Aquinas	St. Thomas Aquinas



Joe Rose and Kim Bokamper host The Audible: Football Friday and were joined by Dolphins CB Jordan Lucas and SVP of Alumni Relations and Dolphins alumni Nat Moore



## MIAMI DOLPHINS IN THE COMMUNITY



*The Miami Dolphins raised more than \$6 million at Dolphins Cancer Challenge VII*

### TOTAL RAISED BY DOLPHINS CANCER CHALLENGE HITS \$22.5M+ FOR CANCER RESEARCH AT SYLVESTER COMPREHENSIVE CANCER CENTER

#### ***DCC VII RAISED LARGEST GIFT IN EVENT HISTORY OF MORE THAN \$6M***

**Miami, FL** – The Miami Dolphins announced the Dolphins Cancer Challenge VII (DCC VII) raised \$6,000,157 for innovative cancer research at Sylvester Comprehensive Cancer Center at the University of Miami Miller School of Medicine, bringing the event's seven-year total to more than \$22.5M.

"We are proud of what we accomplished this year in raising a record amount of funds for innovative cancer research at Sylvester," DCC Chair & Vice Chairman of Rialto Capital Management Eric Feder said. "The DCC's commitment to fighting all types of cancers is truly remarkable, and we look forward to continuing to make a difference in DCC VIII."

Started in 2010 by the Miami Dolphins as the signature initiative of the Miami Dolphins Foundation's health pillar, the DCC is dedicated to improving people's lives through the financial support of innovative cancer research at Sylvester.

"Today's gift to Sylvester is an incredible demonstration of the growing commitment and community support that embodies the Dolphins Cancer Challenge," Sylvester Comprehensive Cancer Center Director Stephen D. Nimer, M.D., said. "The Miami Dolphins have been unparalleled partners in raising money to fund the recruitment of outstanding faculty and the transformational cancer research taking place at Sylvester. We are so grateful to the South Florida community that generates those funds by participating in the DCC; together our efforts provide hope to cancer patients throughout the region."

The Miami Dolphins and Dolphins Cancer Challenge supported the NFL's Crucial Catch campaign designed to raise awareness of early detection and risk reduction of cancers in their home opener vs. the Tennessee Titans. Sylvester Comprehensive Cancer Center serves as the presenting Sponsor of the Crucial Catch game and all fans attending the game received a Cancer Awareness wristband upon entry to Hard Rock Stadium.

Before the game, fans were invited to visit Crucial Catch activities on the NE and SE plazas. Sylvester invited Dolphins fans to write words of encouragement or the name of a person that has been touched by cancer on origami paper cranes in a beautiful hanging display based on old Japanese tradition that 1,000 paper cranes will bring good luck. The hanging cranes were displayed at Sylvester Comprehensive Cancer Center.

The DCC gifted the largest single donation an NFL franchise has presented to a charity at halftime. The halftime presentation featured 100 yards of Cancer Survivors in support of cancer research. Immediately following the check presentation, 40 cancer survivors and doctors from Sylvester took part in a "We Are Cancer Fighters" card tribute.

DCC funds are used to support truly innovative research, helping recruit and retain some of the world's best minds in cancer research and care and investing in cutting-edge technologies to bring the latest in discoveries for detection, diagnosis and treatment to cancer patients in South Florida and beyond. In just seven years, more than \$22.5 million dollars has gone to fund research that leads to more effective targeted therapies for each patient's cancer, including:

- Precision medicine – discovering, developing and delivering the next generation of precision cancer medicine.
- Immunotherapies – investing in the fast-growing field of cancer immunotherapies that boost the patient's own immune system to attack and eradicate cancer cells.
- Clinical trials – offering the latest clinical cancer trials to patients, allowing them to receive some of the most promising new therapies targeting the drivers of their particular cancers.
- Radiation oncology research – developing new ways to more precisely deliver radiation therapy in a variety of cancers, concentrating the dosage on cancer cells and leaving healthy tissue unaffected.
- Cancer diagnostics – investing in the newest technologies and best talent to better understand each individual's cancer and its genetic drivers.





## MIAMI DOLPHINS IN THE COMMUNITY



## CELEBRATING HISPANIC HERITAGE MONTH

### MIAMI DOLPHINS HONOR NBCUNIVERSAL TELEMUNDO ENTERPRISES CHAIRMAN CESAR CONDE THROUGH THE NFL HISPANIC HERITAGE LEADERSHIP AWARDS

**Miami, FL** – The Miami Dolphins have selected NBCUniversal Telemundo Enterprises Chairman Cesar Conde as the recipient of the NFL Hispanic Heritage Leadership Award.

The NFL and the Hispanic Heritage Foundation (HHF) have partnered for the seventh annual NFL Hispanic Heritage Leadership Awards during the 2017 celebration of Hispanic Heritage Month. The awards recognize the contributions of Hispanic leaders in each NFL market.

As Chairman, Conde oversees NBCUniversal Telemundo Enterprises, a premier and fast-growing portfolio of media properties serving Hispanics in the U.S. It includes the Telemundo Network, Universo Cable Network, Telemundo International, Telemundo Local Stations, Telemundo Digital Enterprises and Telemundo Deportes. Under his leadership, Telemundo has become the No. 1 Spanish-language network in weekday primetime among Latinos. In addition, NBCUniversal Telemundo Enterprises plans to build a new state-of-the-art global headquarters in Miami-Dade County, equipped with the latest production technology -- second to none in South Florida. Conde also was the driving force behind the launch of "El Poder En Ti," NBCU Telemundo Enterprises' corporate social responsibility platform, aimed at empowering audiences, focusing on three areas of critical importance to U.S. Hispanics: education (Tú Educación), health (Tú Salud), and finance (Tú Dinero).



*NBCUniversal Telemundo Enterprises Chairman  
Cesar Conde*

Each award recipient will select an organization of their choice that serves the local Hispanic community to receive a \$2,000 donation. Conde has chosen Amigos for Kids to receive this donation.





## MIAMI DOLPHINS IN THE COMMUNITY

### MIAMI DOLPHINS AND ROSS INITIATIVE IN SPORTS FOR EQUALITY (RISE) ANNOUNCE YOUTH PROGRAMS WEEK 5 AWARD WINNERS

**Miami** – The Miami Dolphins and the Ross Initiative in Sports for Equality (RISE) announced their Week 5 award winners in a program designed to recognize the members of the community who have demonstrated their commitment to being leaders on and off the field.

Each week, the Dolphins identify a high school coach of the week, high school player of the week, youth player of the week and team mom of the week. Award recipients are presented with a plaque on the field during a Dolphins home game at Hard Rock Stadium and receive acknowledgment of their accomplishment in the game program and through the Dolphins’ and RISE’s social media platforms. They also receive tickets to a Miami Dolphins home game, access to the Dolphins/RISE pregame tailgate and a Dolphins/RISE T-shirt. For each home game, the Dolphins identify a team of the week and they will be on the field during the national anthem. The program concludes at the Dolphins-Patriots game on December 11 where the Dolphins will honor yearly award winners in all categories with the exception of the team of the year.



Youth Player of the Week Edward McIntosh from the Pompano Chief Junior Peeewees

#### Week 5 Winners:

- High School Coach of the Week: **Brendan Kent** from Oxbridge Academy. The Thunderwolves defeated the seventh ranked Glades Central 31-0. Coach Kent and his team improved to a 3-1 record and sit atop the 3A Associated Press poll.
- High School Player of the Week: **Shaun Shivers** from Chaminade-Madonna. Shivers carried the ball eight times for 238 yards and four touchdowns in a 52-0 win over Piper High School. He is committed to attend Auburn University in the fall.
- Youth Player of the Week: **Edward McIntosh** from the Pompano Chief Junior Peeewees of the Gold Coast Pop Warner League. McIntosh rushed for 140 yards and three first-half touchdowns on seven carries. He added two interceptions and one touchdown on defense in a win over the Pompano Chiefs Green Team. McIntosh also has a 4.0 grade point average.
- Team Mom of the Week: **Diedra Lamas** from the Boca Braves of the Gold Coast Pop Warner League. Lamas is one of the hardest working moms in the Gold Coast Pop Warner League. At the beginning of the 2017 season, she was at the park night and day organizing for the first day of kickoff. Lamas also assisted every team in the park with preparing their books for certification. She can recite any players name, their age and even their weight on the spot. Lamas also is the team mom to her son’s baseball team and she works full time.
- Team of the Week: **Miami Central Senior High School’s high school football team** was stranded in Las Vegas and couldn’t get home due to issues with Hurricane Irma. They were originally in Nevada to play Bishop Gorman, a three national champion powerhouse. Miami Central won the game 24-20. The Dolphins spoke with Miami Central’s coach and several Dolphins players (Reshad Jones, Jarvis Landry, DeVante Parker, Ndamukong Suh, Kenny Stills, Lawrence Timmons and Laremy Tunsil) paid for their hotel stay in Nevada and transportation from the airport when they arrive back in Florida.



(L-R) Oxbridge Academy Athletic Director Pat Hollern, HSCOW Brendan Kent, Manager, Miami Dolphins Youth Programs Troy Drayton



(L-R) Chaminade-Madonna Head Coach Dameon Jones, HSPOW Shaun Shivers, Manager, Miami Dolphins Youth Programs Troy Drayton



Team of the Week Miami Central Senior High School



## DOLPHINS RADIO

### CEFALO, GRIESE, ROSE AND BOKAMPER RETURN ON MIAMI DOLPHINS RADIO NETWORK IN 2017

On May 19, 2016, the Miami Dolphins announced a multi-year radio broadcast rights partnership with Miami's Sportsradio 560 WQAM, with the station becoming the official English flagship radio partner of the franchise. In addition, all Dolphins games are simulcast on KISS 99.9 FM "South Florida's NEW Country" and feature expanded pre-, halftime and postgame shows. The games also can be heard on Dolphins.com and throughout South and Central Florida on a variety of stations that make up the Miami Dolphins Radio Network.

The Dolphins previously had their games broadcast on Miami's Sportsradio 560 WQAM during the 1997-2004 and 2007-09 seasons.



As part of the agreement, Sportsradio 560 WQAM has the English radio broadcast rights for all preseason, regular season and playoff games. Dolphins fans who tune into Miami's Sportsradio 560 WQAM have the opportunity to listen to live broadcasts of Head Coach Adam Gase's day-after-game press conferences and "Dolphins Friday," a day of Dolphins-centric content on the station featuring interviews with players, coaches and team executives. Additionally, CBS Radio Miami promotes Miami Dolphins Foundation and community initiatives across multiple platforms.



Bob Griese, Joe Rose and Jimmy Cefalo



The preseason English radio broadcast team on Sportsradio 560 WQAM consists of three Dolphins alumni in the booth. Former wide receiver Jimmy Cefalo handles the play-by-play duties with former tight end Joe Rose and, for select games, former Hall of Fame defensive end Jason Taylor providing the game analysis. During the regular season, Cefalo and Rose are joined by former Hall of Fame quarterback Bob Griese serving as an analyst with former Dolphins Pro Bowl linebacker/defensive end Kim Bokamper reporting from the sidelines.



Univision Deportes Radio 1140 AM is the Dolphins official Spanish radio broadcast partner for all preseason, regular season and playoff games. Raul Striker Jr. handles play-by-play duties with Eduardo Martell as a color analyst. WQBA 1140 AM additionally airs a pregame show and postgame show.

The following is a list of radio stations on The Miami Dolphins Radio Network in 2017 (as of printing):

#### 2017 MIAMI DOLPHINS RADIO NETWORKS

LOCATION	NETWORK	LOCATION	NETWORK
Fort Lauderdale	WQAM 560 AM	Miami	KISS 99.9 FM
Fort Lauderdale	KISS 99.9 FM	Miami	WQBA 1140 AM
Fort Lauderdale (Spanish)	WQBA 1140 AM	Orlando	ESPN 580 AM
Fort Myers	WRXK 96.1 FM	Port St. Lucie	WPSL AM 1590
Key West	WKWF 1600 AM	West Palm Beach	ESPN 106.3 FM
Miami	WQAM 560 AM	West Palm Beach	ESPN Deportes 760 AM (Spanish)
Miami	WQAM 560 AM	West Palm Beach	ESPN Deportes 760 AM (Spanish)





## HALL OF FAME DEFENSIVE END/LINEBACKER JASON TAYLOR

Defensive end Jason Taylor was elected to the Pro Football Hall of Fame on Feb. 4, 2017 and inducted into the Hall of Fame on Aug. 5, 2017.

### JASON TAYLOR BY THE NUMBERS

- 2** One of two Dolphins defenders to be elected to the Hall of Fame, joining Nick Buoniconti.
- 3** First-team All-Pro selections (2000, 2002, 2006). He also earned a second-team All-Pro selection in 2001.
- 5** One of five Dolphins to be elected to the Hall of Fame in his first year of eligibility, joining Don Shula, Dan Marino, Jim Langer and Paul Warfield.
- 6** Pro Bowl selections in his career (2000, 2002, 2004-07).
- 6** Number of double-digit sack seasons in his 15-year NFL career.
- 9** Touchdowns scored in his career - all with Miami. Six were scored via fumble return and the other three were on interception returns. It's the highest number of touchdowns in NFL history by a player who was primarily a defensive lineman or linebacker.
- 10** One of 10 defensive linemen to ever be elected to the Hall of Fame in his first year of eligibility, joining Joe Greene, Deacon Jones, Bob Lilly, Gino Marchetti, Merlin Olsen, Warren Sapp, Bruce Smith, Randy White and Reggie White.
- 11.5** The most number of career sacks he had on an individual quarterback, New England's Tom Brady.
- 26** Number of multi-sack games in his 15-year NFL career.
- 29** Number of opponent fumble recoveries in his career, tying the NFL record with Jim Marshall.
- 30** Total number of teams he recorded at least 0.5 sack against in his career. The only two teams he didn't record a sack against were Kansas City and the New York Giants.
- 70** Total number of different quarterbacks that he sacked in his 15-year NFL career.
- 99** Total passes defended, the most by an NFL defensive lineman since the stat became official in 1994.
- 139.5** Total number of sacks in his 15-year NFL career, which is a Dolphins team record and ranks No. 7 in NFL history.
- 2006** The year he won the NFL's Defensive Player of the Year award when he recorded 13.5 sacks, nine forced fumbles, two fumble recoveries and two interceptions.
- 2007** The year he won the NFL's Walter Payton Man of the Year Award, the only league honor that recognizes both on-field and off-field contributions.





## DEPTH CHART

OFFENSE								
POS	NO	NAME (GP/GS)	NO	NAME (GP/GS)	NO	NAME (GP/GS)	NO	NAME (GP/GS)
WR	10	Kenny Stills (4/4)	88	Leonte Carroo (4/0)				
LT	67	Laremy Tunsil (4/4)	79	Sam Young (0/0)				
LG	65	Anthony Steen (4/4)	77	Jesse Davis (4/0)				
C	51	Mike Pouncey (4/4)	64	Jake Brendel (4/0)				
RG	74	Jermon Bushrod (4/4)	68	Isaac Asiata (0/0)				
RT	70	Ja'Wuan James (4/4)						
TE	89	Julius Thomas (4/3)	80	Anthony Fasano (4/1)	48	MarQueis Gray (4/0)		
QB	6	Jay Cutler (4/4)	8	Matt Moore (0/0)				
RB	23	Jay Ajayi (4/4)	26	Damien Williams (4/0)	32	Kenyan Drake (4/0)	34	Senorise Perry (4/0)
WR	14	Jarvis Landry (4/4)						
WR	11	DeVante Parker (4/4)	19	Jakeem Grant (4/0)				

DEFENSE								
POS	NO	NAME (GP/GS)	NO	NAME (GP/GS)	NO	NAME (GP/GS)	NO	NAME (GP/GS)
DE	50	Andre Branch (4/4)	90	<u>Charles Harris (4/0)</u>	78	Terrence Fede (4/0)		
DT	93	Ndamukong Suh (4/4)	56	<u>Davon Godchaux (4/3)</u>				
DT	97	*Jordan Phillips (1/1)	96	<u>Vincent Taylor (4/0)</u>				
DE	91	Cameron Wake (4/4)	95	William Hayes (4/0)				
LB	47	Kiko Alonso (4/4)	44	Stephone Anthony (1/0)				
LB	58	Rey Mauluga (1/1)	45	Mike Hull (4/3)				
LB	94	Lawrence Timmons (2/2)	59	<u>Chase Allen (4/1)</u>				
CB	30	<u>Cordrea Tankersley (2/2)</u>	41	Byron Maxwell (2/2)	28	Bobby McCain (4/1)	35	Walt Aikens (4/0)
CB	25	Xavien Howard (4/4)	42	Alterraun Verner (4/0)	33	<u>Torry McTyer (0/0)</u>		
S	20	Reshad Jones (4/4)	31	Michael Thomas (4/0)	21	Jordan Lucas (1/0)		
S	29	Nate Allen (4/4)	27	Maurice Smith (3/0)				

SPECIAL TEAMS								
POS	NO	NAME (GP/GS)	NO	NAME (GP/GS)	NO	NAME (GP/GS)	NO	NAME (GP/GS)
K	1	Cody Parkey (4/0)						
P	16	<u>Matt Haack (4/0)</u>						
KO	1	Cody Parkey (4/0)	16	<u>Matt Haack (4/0)</u>				
H	16	<u>Matt Haack (4/0)</u>						
LS	92	John Denney (4/0)						
KOR	19	Jakeem Grant (4/0)	32	Kenyan Drake (4/0)	26	Damien Williams (4/0)	34	Senorise Perry (4/0)
PR	19	Jakeem Grant (4/0)	32	Kenyan Drake (4/0)				

*Underlined players are rookies  
\* Did not play last week due to injury*



## PROJECTED CONTRIBUTORS: OFFENSE

QB 6



**JAY CUTLER | 6-3 | 231 | VANDERBILT**

- **LAST GAME:** vs. Tennessee (10/8): 12-of-26 for 92 yards, 1 TD, 1 INT.
- Posted a 101.8 rating in his first game with the Dolphins (Week 2 at L.A. Chargers) - the 40th game of his career with a 100-plus rating.
- His 211 career TD passes are ninth among active NFL quarterbacks.

**MATT MOORE | 6-3 | 219**

QB 8



- Is 223-of-350 (63.7 pct.) for 2,754 yds., 21 TDs, 9 INTs and a 97.3 rating in past 13 starts, dating back to 2011 (incl. postseason).
- Second in NFL with 118.8 passer rating in the red zone in 2016 (min. 6 attempts).

RB 23



**JAY AJAYI | 6-0 | 223 | BOISE STATE**

- **LAST GAME:** vs. Tennessee (10/8): 25 att. for 77 yds.; 2 rec. for 2 yds.
- Totaled the fifth 100-yard game of his career in Week 2 at L.A. Chargers.
- His 1,272 rushing yards in 2016 were third in team history.
- Selected to play in his first Pro Bowl following the 2016 season.

**DAMIEN WILLIAMS | 5-11 | 224**

RB 26



- Had 6 TDs in 2016 (three rushing and three receiving), which shattered his previous career best of one.
- His 249 receiving yards were fifth-most and his 23 receptions were sixth-best on the team in 2016.

WR 14



**JARVIS LANDRY | 5-11 | 208 | LSU**

- **LAST GAME:** vs. Tennessee (10/8): 5 rec. for 44 yds. and 1 TD.
- Tied for second-most receptions (13) by a Dolphin in a game in Week 2.
- His 94 receptions in 2016 were second in single-season team history.
- Is one of six Dolphins to ever post back-to-back 1,000-yard receiving seasons.

**KENYAN DRAKE | 6-1 | 211**

RB 32



- In 2016, became first Dolphins player with two kickoff returns for 70-plus yards since Ted Ginn in 2009.
- His three career touchdowns were from 96 (kickoff), 45 (rushing) and 7 (rushing) yards out.

WR 10



**KENNY STILLS | 6-1 | 196 | OKLAHOMA**

- **LAST GAME:** vs. Tennessee (10/8): 1 rec. for 13 yds.
- Set a new career high with nine touchdowns last season.
- Third in the NFL with a 17.3 yards per reception average in 2016.
- First Dolphin since 1986 with three 50+ yard TDs in same season in 2016.

**SENIORISE PERRY | 6-0 | 210**

RB 34



- Partially blocked a punt in the season opener at L.A. Chargers.
- Spent 11 games on Dolphins practice squad in 2016.
- Has 11 career special teams tackles.

WR 11



**DeVANTE PARKER | 6-3 | 212 | LOUISVILLE**

- **LAST GAME:** vs. Tennessee (10/8): 1 rec. for 6 yds.
- Leads Dolphins with 236 receiving yards.
- Has 50 rec. for 677 yards (13.5 avg.) and 4 TDs in past 11 reg. season gms.
- Averages 14.6 yards per reception during his career.

**LEONTE CARROO | 6-1 | 215**

WR 88



- Caught first career touchdown on a 15-yard reception vs. San Francisco on 11/27/16.
- Selected in the third round (86th overall) of the 2016 NFL draft by Miami.
- Rutgers all-time career leader with 29 receiving TDs.

TE 89



**JULIUS THOMAS | 6-5 | 262 | PORTLAND STATE**

- **LAST GAME:** vs. Tennessee (10/8): 1 rec. for 15 yds.
- Is second among tight ends with 33 TD receptions since 2013.
- Caught a TD in four straight games last year.
- Tied for NFL TE lead with 12 TD receptions in 2014.

**JAKEEM GRANT | 5-7 | 169**

WR 19



- Caught four passes for 141 yds. (35.3 avg.) including a 65-yard TD in final preseason game at Minnesota (8/31).
- Shifted from slot to outside receiver in 2017.
- Made his first career catch in Week 3 at N.Y. Jets.

LT 67



**LAREMY TUNSIL | 6-5 | 318 | MISSISSIPPI**

- **LAST GAME:** vs. Tennessee (10/8): Started at left tackle.
- Became first player in team history to start at least one game at both guard and tackle in his rookie season in 2016
- Allowed just 1.5 sacks in 14 games as a rookie in 2016.

**ANTHONY FASANO | 6-4 | 258**

TE 80



- Among all-time Dolphins tight ends leaders, he is second in TDs (23), third in receptions (177) and third in receiving yds. (2,104).
- Started 77 games in 5 seasons with Miami (2008-12, 2017).
- Played in 42 consecutive games dating back to 2014.

LG 65



**ANTHONY STEEN | 6-4 | 320 | ALABAMA**

- **LAST GAME:** vs. Tennessee (10/8): Started at left guard.
- Started at left guard for the first time in his career in Week 2 at LAC.
- Started seven games at center in 2016.
- Committed just two penalties and did not allow a sack in 2016.

**MARQUEIS GRAY | 6-4 | 263**

TE 48



- Started in the AFC Wild Card game at Pittsburgh last year.
- Has played in 49 career games with 14 starts for Cleveland (2013), Minnesota (2014), Buffalo (2014-15) and Miami (2016-17).

C 51



**MIKE POUNCEY | 6-5 | 298 | FLORIDA**

- **LAST GAME:** vs. Tennessee (10/8): Started at center.
- Team is 6-3 and averages 119.0 rushing yards per game in his nine games played from 2016-17.
- Three-time Pro Bowl selection (2013-15)

RG 74



**JERMON BUSHROD | 6-5 | 318 | TOWSON**

- **LAST GAME:** vs. Tennessee (10/8): Started at right guard.
- Played in 128 career games with 116 starts.
- Allowed just two penalties and no sacks in his past seven games.
- Two-time Pro Bowl selection (2011 and 2012).

RT 70



**JA'WAN JAMES | 6-6 | 307 | TENNESSEE**

- **LAST GAME:** vs. Tennessee (10/8): Started at right tackle.
- Started 20 straight games at right tackle.
- Has allowed just one sack in the past 15 regular season games.
- Was a first-round pick (19th overall) by Miami in the 2014 NFL draft.





## PROJECTED CONTRIBUTORS: DEFENSE

DE 91



**CAMERON WAKE | 6-3 | 263 | PENN STATE**

- **LAST GAME:** vs. Tennessee (10/8): 4 tackles (2 solo), 0.5 sack, 4 QBHs.
- Second in Dolphins history with 84.0 career sacks.
- Since Week 6 of 2016, he's tied for second in the NFL in sacks (13.0).
- Five-time Pro Bowl selection (2010, 2012-14, 2016).

DT 93



**NDAMUKONG SUH | 6-4 | 305 | NEBRASKA**

- **LAST GAME:** vs. Tennessee (10/8): 1 solo tackle, 1 sack, 1 QBH.
- Second-most sacks by an NFL defensive tackle since 2010 (48.0).
- Set a career high with 72 tackles (41 solo) last year.
- Five-time Pro Bowl selection (2010, 2012-14, 2016).

DT 97



**JORDAN PHILLIPS | 6-6 | 335 | OKLAHOMA**

- **LAST GAME:** vs. Tennessee (10/8): Inactive due to injury.
- Played a pivotal role on four turnovers or scoring plays last year, providing pressure on a Steelers interception, causing havoc on a Seahawks fumble, blocking an Arizona PAT and recording an interception vs. the N.Y. Jets.

DE 50



**ANDRE BRANCH | 6-5 | 263 | CLEMSON**

- **LAST GAME:** vs. Tennessee (10/8): 2 solo tackles, 2 sacks, 1 TFL, 2 QBHs.
- Has 45 tackles (28 solo), 7.5 sacks, 13 QBHs, 1 FF and 9 TFLs since being inserted as a starter in Week 6 last year.
- Set a career high with 49 tackles (27 solo) in 2016.

LB 47



**KIKO ALONSO | 6-3 | 239 | OREGON**

- **LAST GAME:** vs. Tennessee (10/8): 7 tackles (6 solo), 1 sack, 1 FF, 1 PD.
- Hit QB Matt Cassel to force fumble that was returned for a TD last week.
- Ninth in the AFC with 115 total tackles (69 solo) in 2016.
- Moved from middle linebacker to outside linebacker in 2017.

LB 58



**REY MAUALUGA | 6-2 | 258 | USC**

- **LAST GAME:** vs. Tennessee (10/8): 5 tackles (2 solo)
- Made his Dolphins debut in Week 5 after signing with the team on 8/19.
- Played in 115 career games with 105 starts.
- Recorded career totals of 585 tackles, 4 sacks, 7 interceptions and 6 FFs.

LB 94



**LAWRENCE TIMMONS | 6-1 | 242 | FLORIDA STATE**

- **LAST GAME:** vs. Tennessee (10/8): 7 tackles (6 solo), 1 PD.
- Led team with 6 solo tackles in his Dolphins debut in Week 4 vs. New Orleans.
- Was tied for 10th in the AFC with 114 tackles (78 solo) in 2016.
- One Pro Bowl selection (2014).

CB 30



**CORDREA TANKERSLEY | 6-1 | 196 | CLEMSON**

- **LAST GAME:** vs. Tennessee (10/8): 2 solo tackles, 1 PD.
- Made his NFL debut and got the start in Week 4 vs. New Orleans in London.
- Was a four-year letterman (2013-16) and two-year starter at Clemson.
- Third-round pick (97th overall) by Miami in the 2017 NFL draft.

CB 25



**XAVIEN HOWARD | 6-1 | 198 | BAYLOR**

- **LAST GAME:** vs. Tennessee (10/8): 3 solo tackles, 1 PD.
- Recorded first career interception in the 2016 AFC Wild Card game at Pittsburgh.
- Missed nine games due to injury in rookie season (2016).

S 20



**RESHAD JONES | 6-1 | 223 | GEORGIA**

- **LAST GAME:** vs. Tennessee (10/8): 7 tackles (6 solo), 0.5 sack, 2 FRs, 1 TD.
- Returned a fumble 38 yards for a touchdown las week vs. Tennessee.
- Is second among all DBs in Dolphins history with 9.5 career sacks.
- One Pro Bowl selection (2015).

S 29



**NATE ALLEN | 6-1 | 214 | SOUTH FLORIDA**

- **LAST GAME:** vs. Tennessee (10/8): 4 tackles (1 solo).
- Played in 14 games with four starts for Oakland in 2016.
- Has 13 career interceptions and 34 passes defended in 97 games played.
- Signed with the Dolphins as an unrestricted free agent (Oak.) on 3/10/17.

**WILLIAM HAYES | 6-3 | 278**

DE 95



- Among active NFL defensive linemen, ranks No. 16 in games played (128) and No. 23 in sacks (35.5).
- Started 25 games in 2015-16 with the Rams.
- Acquired in a trade with L.A. Rams on 3/10.

**CHARLES HARRIS | 6-3 | 250**

DT 90



- Recorded his first career sack on critical third down in the fourth quarter last week vs. Tennessee.
- First-round draft pick (22nd overall) out of Missouri.
- Two-time second-team All-SEC honoree.

**DAVON GODCHAUX | 6-3 | 305**

DE 56



- Forced the first fumble of his career last week vs. Tennessee.
- 2017 fifth-round pick who played in 37 collegiate games with 34 starts and recorded 145 tackles (51 solo), 12.5 sacks and two FFs at LSU.

**MIKE HULL | 6-0 | 232**

LB 45



- Started the first three games of the season.
- Is fourth on the team with 19 tackles (12 solo).
- Finished third in the NFL with 18 special teams tackles in 2016.

**BYRON MAXWELL | 6-1 | 203**


CB 41



- Set Dolphins record in 2016 for most forced fumbles by a defensive back (4).
- Had a career-high 15 passes defended in 2016, most by a Dolphin since 2008.
- Won Super Bowl XLVIII as a member of the Seahawks.

**ALTERRAUN VERNER | 5-10 | 187**

CB 42



- Signed by the Dolphins on 7/25/17.
- Played in 114 career games with 70 starts for Tennessee (2010-13), Tampa Bay (2014-16) and Miami (2017).
- Selected to the Pro Bowl following the 2013 season.

**BOBBY McCAIN | 5-11 | 192**

CB 28



- Primarily a nickel/slot cornerback.
- Played in all 36 games of his NFL career with 13 starts, including eight starts in 2016.
- Totaled 75 career tackles (58 solo), one sack, one interception, 10 passes defended and one forced fumble.

**MICHAEL THOMAS | 5-11 | 195**

S 31



- Tied for the NFL lead with 19 special teams tackles in 2016.
- Tied for NFL lead with 46 special teams tackles since 2014.
- Totaled 122 career tackles (92 solo), 1 sack & 1 INT.



## 2017 MIAMI DOLPHINS TRANSACTIONS (as of October 9, 2017)

DATE	POS.	PLAYER/COACH	TRANSACTION	DATE	POS.	PLAYER/COACH	TRANSACTION
January 10	LB	Lamin Barrow	Signed to futures contract	May 5	DE	Cameron Malveaux	Signed as Undrafted College Free Agent
January 10	CB	Daniel Davie	Signed to futures contract	May 5	DE	Praise Martin-Oguike	Signed as Undrafted College Free Agent
January 10	G/T	Jesse Davis	Signed to futures contract	May 5	CB	Torry McTyler	Signed as Undrafted College Free Agent
January 10	QB	Brandon Doughty	Signed to futures contract	May 5	WR	Drew Morgan	Signed as Undrafted College Free Agent
January 10	RB	Storm Johnson	Signed to futures contract	May 5	WR	Francis Owusu	Signed as Undrafted College Free Agent
January 10	LB	Deon Lacey	Signed to futures contract	May 5	DE	Joby Saint Fleur	Signed as Undrafted College Free Agent
January 10	DE	Arthur Miley	Signed to futures contract	May 5	RB	De'Veon Smith	Signed as Undrafted College Free Agent
January 10	TE	Chris Pantale	Signed to futures contract	May 5	T	Eric Smith	Signed as Undrafted College Free Agent
January 10	RB	Senorise Perry	Signed to futures contract	May 5	S	Maurice Smith	Signed as Undrafted College Free Agent
January 10	T	Terry Poole	Signed to futures contract	May 5	WR	Damore'ea Stringfellow	Signed as Undrafted College Free Agent
January 10	DE	Julius Warmsley	Signed to futures contract	May 5	LB	Raekwon McMillan	Signed (D2, '17)
January 10	LB	Brandon Watts	Signed to futures contract	May 5	CB	Cordrea Tankersley	Signed (D3, '17)
January 12	DT	Lawrence Okoye	Signed to futures contract	May 5	G	Isaac Asiata	Signed (D5a, '17)
January 12		Matt Burke	Named Defensive Coordinator	May 5	DT	Vincent Taylor	Signed (D6, '17)
January 19		Darren Rizzi	Promoted to Associate Head Coach/Sp. Teams Coord.	May 5	WR	Isaiah Ford	Signed (D7, '17)
January 19		Chris Kuper	Promoted to Assistant Offensive Line Coach	May 11	RB	Damien Williams	Signed Restricted Free Agent Tender
January 19		Frank Bush	Named Assistant Head Coach/Linebackers Coach	May 16	DT	Davon Godchaux	Signed (D5b, '17)
February 10		Josh Grizzard	Named Offensive Quality Control	May 24	DE	Charles Harris	Signed (D1, '17)
February 10		Andre Carter	Named Assistant Defensive Line Coach	June 8	WR	Mitch Mathews	Signed as FA
February 10		Chris Foerster	Promoted to Run Game Coord./Offensive Line Coach	July 21	RB	De'Veon Smith	Placed on Active/Physically Unable to Perform List
February 16	DE	Mario Williams	Released	July 21	T	Eric Smith	Placed on Active/Physically Unable to Perform List
February 16	DT	Earl Mitchell	Released	July 25	CB	Alterraun Verner	Signed as FA
February 16	CB	Ifo Ekpre-Olomu	Waived	July 25	LB	Koa Misi	Placed on Reserve/Injured List
February 18	DE	Cameron Wake	Signed Contract Extension	July 27	WR	Rashawn Scott	Placed on Active/Physically Unable to Perform List
February 21	LS	Winston Chapman	Signed as FA	July 27	S	Reshad Jones	Placed on Active/Non-Football Injury List
March 8	CB	Lafayette Pitts	Placed Exclusive Rights Tender	July 27	T	Avery Young	Placed on Active/Non-Football Injury List
March 8	C/G	Anthony Steen	Placed Exclusive Rights Tender	July 27	RB	De'Veon Smith	Activated from Active/Physically Unable to Perform List
March 8	LB	Mike Hull	Placed Exclusive Rights Tender	July 27	T	Eric Smith	Activated from Active/Physically Unable to Perform List
March 8	TE	Thomas Duarte	Placed Exclusive Rights Tender	July 30	WR	Jordan Westerkamp	Signed as FA
March 8	WR	Kenny Stills	Re-Signed	July 30	LB	Lamin Barrow	Waived/Injured
March 9	LB	Kiko Alonso	Placed First Round Restricted Free Agent Tender	Aug. 2	S	Reshad Jones	Activated from Active/Non-Football Injury List
March 9	RB	Damien Williams	Placed Original Round Restricted Free Agents Tender	Aug. 4	T	Kwayde Miller	Signed as FA
March 9	S	Michael Thomas	Placed Original Round Restricted Free Agents Tender	Aug. 4	T	Avery Young	Activated from Active/Non-Football Injury List
March 9	DE	Nick Williams	Restructured Contract	Aug. 5	T	Terry Poole	Waived
March 9	TE	Julius Thomas	Acquired by Miami in Trade (Jax.)	Aug. 5	G	Isame Faciane	Signed as FA
March 9	T	Branden Albert	Traded (Jax.)	Aug. 7	QB	Jay Cutler	Signed as FA
March 9	TE	Anthony Fasano	Signed as UFA (Ten.)	Aug. 7	DE	Arthur Miley	Waived
March 9	S	Reshad Jones	Signed Contract Extension	Aug. 12	LB	Junior Sylvestre	Signed as FA
March 10	DE	Andre Branch	Re-Signed	Aug. 12	QB	Ryan Tannehill	Placed on Reserve/Injured List
March 10	LS	John Denney	Re-Signed	Aug. 15	WR	Trey Griffey	Signed as FA
March 10	S	Isa Abdul-Quddus	Waived/Failed Physical	Aug. 15	T	Sean Hickey	Signed as FA
March 10	LB	Lawrence Timmons	Signed as UFA (Pit.)	Aug. 15	WR	Rashad Lawrence	Signed as FA
March 10	S	Nate Allen	Signed as UFA (Oak.)	Aug. 15	T	Kwayde Miller	Waived
March 10	DE	William Hayes	Acquired by Miami in Trade (LAR)	Aug. 15	WR	Francis Owusu	Waived/Injured
March 10	C/G	Ted Larsen	Signed as UFA (Chi.)	Aug. 15	WR	Jordan Westerkamp	Waived/Injury Settlement
March 16	G/T	Jermon Bushrod	Re-Signed	Aug. 18	WR	Isaiah Ford	Waived/Injured
March 21	LB	Kiko Alonso	Signed Contract Extension	Aug. 18	WR	Francis Owusu	Waived/Injury Settlement
March 22	T	Avery Young	Signed as FA	Aug. 19	LB	Rey Maualuga	Signed as FA
March 22	CB	Daniel Davie	Waived/Non-Football Injury	Aug. 26	C/G	Kraig Urbik	Released/Injury Settlement
March 31	S	T.J. McDonald	Signed as UFA (LAR)	Sept. 2	S	T.J. McDonald	Signed contract extension
March 31	DE	Dion Jordan	Waived/Failed Physical	Sept. 2	CB	Tony Lippett	Placed on Reserve/Injured List
April 5	QB	David Fales	Signed as FA	Sept. 2	LB	Raekwon McMillan	Placed on Reserve/Injured List
April 13	TE	Thomas Duarte	Signed Exclusive Rights Tender	Sept. 2	S	T.J. McDonald	Placed on Reserve/Suspended List
April 13	CB	Lafayette Pitts	Signed Exclusive Rights Tender	Sept. 2	WR	Rashawn Scott	Placed on Reserve/Physically Unable to Perform List
April 17	LB	Mike Hull	Signed Exclusive Rights Tender	Sept. 2	DE	Nick Williams	Released
April 17	C/G	Anthony Steen	Signed Exclusive Rights Tender	Sept. 2	T	Sam Young	Released
April 17	S	Michael Thomas	Signed Restricted Free Agent Tender	Sept. 2	LB	Neville Hewitt	Waived/Injured
April 27	DE	Charles Harris	Selected in NFL draft - D1, '17	Sept. 2	LB	Brandon Watts	Waived/Injured
April 28	LB	Raekwon McMillan	Selected in NFL draft - D2, '17	Sept. 2	LS	Winston Chapman	Waived
April 28	CB	Cordrea Tankersley	Selected in NFL draft - D3, '17	Sept. 2	P	Matt Darr	Waived
April 29	G	Isaac Asiata	Selected in NFL draft - D5a, '17	Sept. 2	QB	Brandon Doughty	Waived
April 29	DT	Davon Godchaux	Selected in NFL draft - D5b, '17	Sept. 2	TE	Thomas Duarte	Waived
April 29	DT	Vincent Taylor	Selected in NFL draft - D6, '17	Sept. 2	G	Isame Faciane	Waived
April 29	WR	Isaiah Ford	Selected in NFL draft - D7, '17	Sept. 2	QB	David Fales	Waived
May 1	T	Ja'Wuan James	Team Exercises Fifth-Year Option	Sept. 2	WR	Trey Griffey	Waived
May 5	LB	Chase Allen	Signed as Undrafted College Free Agent	Sept. 2	S	A.J. Hendy	Waived
May 5	P	Matt Haack	Signed as Undrafted College Free Agent	Sept. 2	T	Sean Hickey	Waived
May 5	CB	Larry Hope	Signed as Undrafted College Free Agent	Sept. 2	CB	Larry Hope	Waived
May 5	WR	Malcolm Lewis	Signed as Undrafted College Free Agent	Sept. 2	RB	Storm Johnson	Waived



## 2017 MIAMI DOLPHINS TRANSACTIONS (as of October 9, 2017)

DATE	POS.	PLAYER/COACH	TRANSACTION
Sept. 2	LB	Deon Lacey	Waived
Sept. 2	WR	Rashad Lawrence	Waived
Sept. 2	WR	Malcolm Lewis	Waived
Sept. 2	CB	Jordan Lucas	Waived
Sept. 2	DE	Cameron Malveaux	Waived
Sept. 2	DE	Praise Martin-Oguike	Waived
Sept. 2	WR	Mitch Mathews	Waived
Sept. 2	WR	Drew Morgan	Waived
Sept. 2	DT	Lawrence Okoye	Waived
Sept. 2	TE	Chris Pantale	Waived
Sept. 2	CB	Lafayette Pitts	Waived
Sept. 2	DE	Joby Saint Fleur	Waived
Sept. 2	RB	De'Veon Smith	Waived
Sept. 2	WR	Damone'ea Stringellow	Waived
Sept. 2	LB	Junior Sylvestre	Waived
Sept. 2	DE	Julius Warmesley	Waived
Sept. 2	T	Avery Young	Waived
Sept. 3	K	Cody Parkey	Acquired from waivers (Cle.)
Sept. 3	LB	Justin March-Lillard	Acquired from waivers (K.C.)
Sept. 3	K	Andrew Franks	Waived
Sept. 3	LB	Trevor Reilly	Waived
Sept. 3	QB	Brandon Doughty	Signed to practice squad
Sept. 3	TE	Thomas Duarte	Signed to practice squad
Sept. 3	T	Sean Hickey	Signed to practice squad
Sept. 3	WR	Malcolm Lewis	Signed to practice squad
Sept. 3	CB	Jordan Lucas	Signed to practice squad
Sept. 3	DE	Cameron Malveaux	Signed to practice squad
Sept. 3	WR	Drew Morgan	Signed to practice squad
Sept. 3	RB	De'Veon Smith	Signed to practice squad
Sept. 4	C/G	Ted Larsen	Placed on Reserve/Injured List
Sept. 4	T	Sam Young	Signed as FA
Sept. 4	DT	Gabe Wright	Signed to practice squad
Sept. 4	LB	Trevor Reilly	Signed to practice squad
Sept. 19	LB	Lawrence Timmons	Placed on Reserve/Suspended by Club List
Sept. 19	LB	Stephone Anthony	Acquired by Miami in Trade (NO)
Sept. 26	LB	Lawrence Timmons	Reinstated
Sept. 26	LB	Justin March-Lillard	Waived
Oct. 3	T	Eric Smith	Placed on Reserve/Injured List
Oct. 3	CB/S	Jordan Lucas	Signed to Active Roster from Practice Squad
Oct. 3	WR	Kolby Listenbee	Signed to practice squad
Oct. 9		Chris Foerster	Resigned
Oct. 9	LB	Neville Hewitt	Signed to practice squad
Oct. 9	LB	Trevor Reilly	Released from practice squad





## 2017 MIAMI DOLPHINS NUMERICAL ROSTER

(as of October 9, 2017 - visit [Dolphins.com](http://Dolphins.com) for most up-to-date roster)

No.	Name	Pos.	Ht.	Wt.	Birthdate	Exp.	College	Hometown	How Acq.	Date Placed
1	Cody Parkey	K	6-0	190	2/19/92	3	Auburn '14	Jupiter, Fla.	Wai., '17 (Cle.)	
6	Jay Cutler	QB	6-3	231	4/29/83	12	Vanderbilt '06	Santa Claus, Ind.	FA, '17	
8	Matt Moore	QB	6-3	219	8/9/84	11	Oregon State '07	Newhall, Calif.	UFA, '11 (Car.)	
10	Kenny Stills	WR	6-1	196	4/22/92	5	Oklahoma '13	Carlsbad, Calif.	T, '15 (N.O.)	
11	DeVante Parker	WR	6-3	212	1/20/93	3	Louisville '15	Louisville, Ky.	D1, '15	
14	Jarvis Landry	WR	5-11	208	11/28/92	4	LSU '14	Lutcher, La.	D2, '14	
16	Matt Haack	P	6-0	205	7/25/94	R	Arizona State '17	West Des Moines, Iowa	FA, '17	
19	Jakeem Grant	WR	5-7	169	10/30/92	2	Texas Tech '16	Mesquite, Texas	D6a, '16	
20	Reshad Jones	S	6-1	223	2/25/88	8	Georgia '10	Atlanta, Ga.	D5b, '10	
21	Jordan Lucas	CB/S	6-0	202	8/2/93	2	Penn State '16	New Rochelle, N.Y.	D6b, '16	
23	Jay Ajayi	RB	6-0	223	6/15/93	3	Boise State '15	Plano, Texas	D5b, '15	
25	Xavier Howard	CB	6-1	196	7/4/93	2	Baylor '16	Houston, Texas	D2, '16	
26	Damien Williams	RB	5-11	224	4/3/92	4	Oklahoma '14	San Diego, Calif.	FA, '14	
27	Maurice Smith	S	6-0	197	6/14/95	R	Georgia '17	Sugar Land, Texas	FA, '17	
28	Bobby McCain	CB	5-11	192	8/18/93	3	Memphis '15	Oxford, Ala.	D5a, '15	
29	Nate Allen	S	6-1	214	11/30/87	8	South Florida '10	Cape Coral, Fla.	UFA, '17 (Oak.)	
30	Cordeia Tankersley	CB	6-1	196	11/19/93	R	Clemson '17	Beech Island, S.C.	D3, '17	
31	Michael Thomas	S	5-11	195	3/17/90	5	Stanford '12	Houston, Texas	FA, '13	
32	Kenyan Drake	RB	6-1	211	1/26/94	2	Alabama '16	Powder Springs, Ga.	D3a, '16	
33	Torry McTyer	CB	5-11	184	4/10/95	R	UNLV '17	Los Angeles, Calif.	FA, '17	
34	Seniorise Perry	RB	6-0	210	9/19/91	3	Louisville '14	Summerville, Ga.	FA, '16	
35	Walt Aikens	CB/S	6-1	212	6/19/91	4	Liberty '14	Charlotte, N.C.	D4, '14	
41	Byron Maxwell	CB	6-1	198	2/23/88	7	Clemson '11	North Charleston, S.C.	T, '16 (Phi.)	
42	Alterraun Verner	CB	5-10	187	12/13/88	8	UCLA '10	Orange, Calif.	FA, '17	
44	Stephone Anthony	LB	6-3	245	7/28/92	3	Clemson '15	Polkton, N.C.	T, '17 (NO)	
45	Mike Hull	LB	6-0	232	5/25/91	2	Penn State '15	Cononsburg, Pa.	FA, '15	
47	Kiko Alonso	LB	6-3	233	8/14/90	5	Oregon '13	Los Gatos, Calif.	T, '16 (Phi.)	
48	MarQueis Gray	TE	6-4	263	11/7/89	5	Minnesota '13	Indianapolis, Ind.	FA, '16	
50	Andre Branch	DE	6-5	263	7/14/89	6	Clemson '12	Richmond, Va.	UFA, '16 (Jax.)	
51	Mike Pouncey	C	6-5	298	7/24/89	7	Florida '11	Lakeland, Fla.	D1, '11	
56	Davon Godchaux	DT	6-3	305	11/11/94	R	LSU '17	Plaquemine, La.	D5b, '17	
58	Rey Mauluga	LB	6-2	258	1/20/87	9	USC '09	Eureka, Calif.	FA, '17	
59	Chase Allen	LB	6-3	250	8/29/93	R	Southern Illinois '17	Belleville, Ill.	FA, '17	
64	Jake Brendel	C	6-4	299	9/10/92	2	UCLA '16	Plano, Texas	FA, '16	
65	Anthony Steen	C/G	6-4	320	5/9/90	2	Alabama '14	Clarksdale, Miss.	FA, '16	
67	Laremy Tunsil	T	6-5	318	8/2/94	2	Mississippi '16	Lake City, Fla.	D1, '16	
68	Isaac Asiata	G	6-3	341	12/29/92	R	Utah '17	Spanish Fork, Utah	D5a, '17	
70	Ja'Wuan James	T	6-6	307	6/3/92	4	Tennessee '14	Suwanee, Ga.	D1, '14	
74	Jermon Bushrod	G/T	6-5	318	8/19/84	11	Towson '07	King George, Va.	FA, '16	
77	Jesse Davis	G/T	6-6	321	9/15/91	1	Idaho '16	Asotin, Wash.	FA, '17	
78	Terrence Fede	DE	6-4	267	11/19/91	4	Marist '14	Nyack, N.Y.	D7, '14	
79	Sam Young	T	6-8	306	6/24/87	8	Notre Dame '10	Coral Springs, Fla.	UFA, '16 (Jax.)	
80	Anthony Fasano	TE	6-4	258	4/20/84	12	Notre Dame '06	Verona, N.J.	UFA, '17 (Ten.)	
88	Leonte Carroo	WR	6-1	215	1/24/94	2	Rutgers '16	Edison, N.J.	D3b, '16	
89	Julius Thomas	TE	6-5	262	6/27/88	7	Portland State '11	Stockton, Calif.	T, '17 (Jax.)	
90	Charles Harris	DE	6-3	250	3/6/95	R	Missouri '17	Kansas City, Mo.	D1, '17	
91	Cameron Wake	DE	6-3	263	1/30/82	9	Penn State '05	Hyattsville, Md.	FA, '09	
92	John Denney	LS	6-5	242	12/13/78	13	Brigham Young '05	Thornton, Colo.	FA, '05	
93	Ndamukong Suh	DT	6-4	305	1/6/87	8	Nebraska '10	Portland, Ore.	UFA, '15 (Det.)	
94	Lawrence Timmons	LB	6-1	242	5/14/86	11	Florida State '07	Florence, S.C.	UFA, '17 (Pit.)	
95	William Hayes	DE	6-3	278	5/2/85	10	Winston-Salem St. '08	High Point, N.C.	T, '17 (LAR)	
96	Vincent Taylor	DT	6-3	296	1/5/94	R	Oklahoma State '17	San Antonio, Texas	D6, '17	
97	Jordan Phillips	DT	6-6	333	9/21/92	3	Oklahoma '15	Wichita, Kan.	D2, '15	
<b>RESERVE/PHYSICALLY UNABLE TO PERFORM</b>										
87	Rashawn Scott	WR	6-0	199	1/29/92	2	Miami (FL) '16	Melbourne, Fla.	FA, '16	
<b>RESERVE/INJURED</b>										
15	Isaiah Ford	WR	6-2	195	2/9/96	R	Virginia Tech '17	Jacksonville, Fla.	D7, '17	8/19/17
17	Ryan Tannehill	QB	6-4	216	7/27/88	6	Texas A&M '12	Big Spring, Texas	D1, '12	8/12/17
36	Tony Lippett	CB	6-3	192	7/2/92	3	Michigan State '15	Detroit, Mich.	D5d, '15	9/2/17
49	Lamin Barrow	LB	6-2	235	11/29/90	4	LSU '14	Marrero, La.	FA, '17	7/31/17
52	Raekwon McMillan	LB	6-2	248	11/17/95	R	Ohio State '17	Hinesville, Ga.	D2, '17	9/2/17
55	Koa Misi	LB	6-3	265	1/17/87	8	Utah '10	Santa Rosa, Calif.	D2, '10	7/25/17
62	Ted Larsen	C/G	6-3	320	6/13/87	8	NC State '10	Palm Harbor, Fla.	UFA, '17 (Chi.)	9/4/17
72	Eric Smith	T	6-4	321	9/2/95	R	Virginia '17	Decatur, Ga.	FA, '17	10/3/17
<b>RESERVE/SUSPENDED</b>										
22	T.J. McDonald	S	6-2	223	1/26/91	5	USC '13	Fresno, Calif.	UFA, '17 (LAR)	
<b>PRACTICE SQUAD</b>										
7	Brandon Doughty	QB	6-3	212	10/6/91	1	Western Kentucky '16	Davie, Fla.	D7a, '16	
18	Malcolm Lewis	WR	5-10	194	10/27/93	R	Miami (FL) '17	Miramar, Fla.	FA, '17	
38	De'Veon Smith	RB	5-11	221	11/8/94	R	Michigan '17	Warren, Ohio	FA, '17	
46	Neville Hewitt	LB	6-2	234	4/6/93	3	Marshall '15	Conyers, Ga.	FA, '15	
63	Sean Hickey	T	6-6	306	9/29/91	1	Syracuse '15	Murrysville, Pa.	FA, '17	
75	Cameron Malveaux	DE	6-5	276	8/22/94	R	Houston '17	Beaumont, Texas	FA, '17	
81	Drew Morgan	WR	6-0	187	12/2/94	R	Arkansas '17	Greenwood, Ark.	FA, '17	
82	Kolby Listonbee	WR	6-0	183	1/25/94	1	TCU '16	Arlington, Texas	FA, '17	
83	Thomas Duarte	TE	6-2	244	3/30/95	2	UCLA '16	Fullerton, Calif.	D7b, '16	
98	Gabe Wright	DT	6-3	305	4/3/92	3	Auburn '15	Columbus, Ga.	FA, '17	



## 2017 MIAMI DOLPHINS ALPHABETICAL ROSTER

(as of October 9, 2017 - visit [Dolphins.com](http://Dolphins.com) for most up-to-date roster)

No.	Name	Pos.	Ht.	Wt.	Birthdate	Exp.	College	Hometown	How Acq.	Date Placed
35	Aikens, Walt	CB/S	6-1	212	6/19/91	4	Liberty '14	Charlotte, N.C.	D4, '14	
23	Ajayi, Jay	RB	6-0	223	6/15/93	3	Boise State '15	Plano, Texas	D5b, '15	
59	Allen, Chase	LB	6-3	250	8/29/93	R	Southern Illinois '17	Belleville, Ill.	FA, '17	
29	Allen, Nate	S	6-1	214	11/30/87	8	South Florida '10	Cape Coral, Fla.	UFA, '17 (Oak.)	
47	Alonso, Kiko	LB	6-3	233	8/14/90	5	Oregon '13	Los Gatos, Calif.	T, '16 (Phi.)	
44	Anthony, Stephone	LB	6-3	245	7/28/92	3	Clemson '15	Polkton, N.C.	T, '17 (NO)	
68	Asiata, Isaac	G	6-3	341	12/29/92	R	Utah '17	Spanish Fork, Utah	D5a, '17	
50	Branch, Andre	DE	6-5	263	7/14/89	6	Clemson '12	Richmond, Va.	UFA, '16 (Jax.)	
64	Brendel, Jake	C	6-4	299	9/10/92	2	UCLA '16	Plano, Texas	FA, '16	
74	Bushrod, Jermon	G/T	6-5	318	8/19/84	11	Towson '07	King George, Va.	FA, '16	
88	Carroo, Leonte	WR	6-1	215	1/24/94	2	Rutgers '16	Edison, N.J.	D3b, '16	
6	Cutler, Jay	QB	6-3	231	4/29/83	12	Vanderbilt '06	Santa Claus, Ind.	FA, '17	
77	Davis, Jesse	G/T	6-6	321	9/15/91	1	Idaho '16	Asotin, Wash.	FA, '17	
92	Denney, John	LS	6-5	242	12/13/78	13	Brigham Young '05	Thornton, Colo.	FA, '05	
32	Drake, Kenyan	RB	6-1	211	1/26/94	2	Alabama '16	Powder Springs, Ga.	D3a, '16	
80	Fasano, Anthony	TE	6-4	258	4/20/84	12	Notre Dame '06	Verona, N.J.	UFA, '17 (Ten.)	
78	Fede, Terrence	DE	6-4	267	11/19/91	4	Marist '14	Nyack, N.Y.	D7, '14	
56	Godchaux, Davon	DT	6-3	305	11/11/94	R	LSU '17	Plaquemine, La.	D5b, '17	
19	Grant, Jakeem	WR	5-7	169	10/30/92	2	Texas Tech '16	Mesquite, Texas	D6a, '16	
48	Gray, MarQueis	TE	6-4	263	11/7/89	5	Minnesota '13	Indianapolis, Ind.	FA, '16	
16	Haack, Matt	P	6-0	205	7/25/94	R	Arizona State '17	West Des Moines, Iowa	FA, '17	
90	Harris, Charles	DE	6-3	250	3/6/95	R	Missouri '17	Kansas City, Mo.	D1, '17	
95	Hayes, William	DE	6-3	278	5/2/85	10	Winston-Salem St. '08	High Point, N.C.	T, '17 (LAR)	
25	Howard, Xavien	CB	6-1	196	7/4/93	2	Baylor '16	Houston, Texas	D2, '16	
45	Hull, Mike	LB	6-0	232	5/25/91	2	Penn State '15	Cononsburg, Pa.	FA, '15	
70	James, Ja'Wuan	T	6-6	307	6/3/92	4	Tennessee '14	Suwanee, Ga.	D1, '14	
20	Jones, Reshad	S	6-1	223	2/25/88	8	Georgia '10	Atlanta, Ga.	D5b, '10	
14	Landry, Jarvis	WR	5-11	208	11/28/92	4	LSU '14	Lutcher, La.	D2, '14	
21	Lucas, Jordan	CB/S	6-0	202	8/2/93	2	Penn State '16	New Rochelle, N.Y.	D6b, '16	
58	Mauluga, Rey	LB	6-2	258	1/20/87	9	USC '09	Eureka, Calif.	FA, '17	
41	Maxwell, Byron	CB	6-1	198	2/23/88	7	Clemson '11	North Charleston, S.C.	T, '16 (Phi.)	
28	McCain, Bobby	CB	5-11	192	8/18/93	3	Memphis '15	Oxford, Ala.	D5a, '15	
33	McTyer, Torry	CB	5-11	184	4/10/95	R	UNLV '17	Los Angeles, Calif.	FA, '17	
8	Moore, Matt	QB	6-3	219	8/9/84	11	Oregon State '07	Newhall, Calif.	UFA, '11 (Car.)	
11	Parker, DeVante	WR	6-3	212	1/20/93	3	Louisville '15	Louisville, Ky.	D1, '15	
1	Parkey, Cody	K	6-0	190	2/19/92	3	Auburn '14	Jupiter, Fla.	Wai, '17 (Cle.)	
34	Perry, Seniorise	RB	6-0	210	9/19/91	3	Louisville '14	Summerville, Ga.	FA, '16	
97	Phillips, Jordan	DT	6-6	333	9/21/92	3	Oklahoma '15	Wichita, Kan.	D2, '15	
51	Pouncey, Mike	C	6-5	298	7/24/89	7	Florida '11	Lakeland, Fla.	D1, '11	
27	Smith, Maurice	S	6-0	197	6/14/95	R	Georgia '17	Sugar Land, Texas	FA, '17	
65	Steen, Anthony	C/G	6-4	320	5/9/90	2	Alabama '14	Clarksdale, Miss.	FA, '16	
10	Stills, Kenny	WR	6-1	196	4/22/92	5	Oklahoma '13	Carlsbad, Calif.	T, '15 (N.O.)	
93	Suh, Ndamukong	DT	6-4	305	1/6/87	8	Nebraska '10	Portland, Ore.	UFA, '15 (Det.)	
30	Tankersley, Cordrea	CB	6-1	196	11/19/93	R	Clemson '17	Beech Island, S.C.	D3, '17	
96	Taylor, Vincent	DT	6-3	296	1/5/94	R	Oklahoma State '17	San Antonio, Texas	D6, '17	
89	Thomas, Julius	TE	6-5	262	6/27/88	7	Portland State '11	Stockton Calif.	T, '17 (Jax.)	
31	Thomas, Michael	S	5-11	195	3/17/90	5	Stanford '12	Houston, Texas	FA, '13	
94	Timmons, Lawrence	LB	6-1	242	5/14/86	11	Florida State '07	Florence, S.C.	UFA, '17 (Pit.)	
67	Tunsil, Laremy	T	6-5	318	8/2/94	2	Mississippi '16	Lake City, Fla.	D1, '16	
42	Verner, Alterraun	CB	5-10	187	12/13/88	8	UCLA '10	Orange, Calif.	FA, '17	
91	Wake, Cameron	DE	6-3	263	1/30/82	9	Penn State '05	Hyattsville, Md.	FA, '09	
26	Williams, Damien	RB	5-11	224	4/3/92	4	Oklahoma '14	San Diego, Calif.	FA, '14	
79	Young, Sam	T	6-8	306	6/24/87	8	Notre Dame '10	Coral Springs, Fla.	UFA, '16 (Jax.)	
<b>RESERVE/PHYSICALLY UNABLE TO PERFORM</b>										
87	Scott, Rashawn	WR	6-0	199	1/29/92	2	Miami (FL) '16	Melbourne, Fla.	FA, '16	
<b>RESERVE/INJURED</b>										
49	Barrow, Lamin	LB	6-2	235	11/29/90	4	LSU '14	Marrero, La.	FA, '17	7/31/17
15	Ford, Isaiah	WR	6-2	195	2/9/96	R	Virginia Tech '17	Jacksonville, Fla.	D7, '17	8/19/17
62	Larsen, Ted	C/G	6-3	320	6/13/87	8	NC State '10	Palm Harbor, Fla.	UFA, '17 (Chi.)	9/4/17
36	Lippett, Tony	CB	6-3	192	7/2/92	3	Michigan State '15	Detroit, Mich.	D5d, '15	9/2/17
52	McMillan, Raekwon	LB	6-2	248	11/17/95	R	Ohio State '17	Hinesville, Ga.	D2, '17	9/2/17
55	Misi, Koa	LB	6-3	265	1/17/87	8	Utah '10	Santa Rosa, Calif.	D2, '10	7/25/17
72	Smith, Eric	T	6-4	321	9/2/95	R	Virginia '17	Decatur, Ga.	FA, '17	10/3/17
17	Tannehill, Ryan	QB	6-4	216	7/27/88	6	Texas A&M '12	Big Spring, Texas	D1, '12	8/12/17
<b>RESERVE/SUSPENDED</b>										
22	McDonald, T.J.	S	6-2	223	1/26/91	5	USC '13	Fresno, Calif.	UFA, '17 (LAR)	
<b>PRACTICE SQUAD</b>										
7	Doughty, Brandon	QB	6-3	212	10/6/91	1	Western Kentucky '16	Davie, Fla.	D7a, '16	
83	Duarte, Thomas	TE	6-2	244	3/30/95	2	UCLA '16	Fullerton, Calif.	D7b, '16	
46	Hewitt, Neville	LB	6-2	234	4/6/93	3	Marshall '15	Conyers, Ga.	FA, '15	
63	Hickey, Sean	T	6-6	306	9/29/91	1	Syracuse '15	Murrysville, Pa.	FA, '17	
18	Lewis, Malcolm	WR	5-10	194	10/27/93	R	Miami (FL) '17	Miramar, Fla.	FA, '17	
82	Listenbee, Kolby	WR	6-0	183	1/25/94	1	TCU '16	Arlington, Texas	FA, '17	
75	Malveaux, Cameron	DE	6-5	276	8/22/94	R	Houston '17	Beaumont, Texas	FA, '17	
81	Morgan, Drew	WR	6-0	187	12/2/94	R	Arkansas '17	Greenwood, Ark.	FA, '17	
38	Smith, De'Veon	RB	5-11	221	11/8/94	R	Michigan '17	Warren, Ohio	FA, '17	
98	Wright, Gabe	DT	6-3	305	4/3/92	3	Auburn '15	Columbus, Ga.	FA, '17	



## 2017 MIAMI DOLPHINS POSITIONAL ROSTER / PRONUNCIATIONS (as of Oct. 9, 2017)

### OFFENSE (23)

QUARTERBACKS (2)							
NO	NAME	POS	HT	WT	DOB	EXP	COLLEGE
6	Cutler, Jay	QB	6-3	231	4/29/83	12	Vanderbilt '06
8	Moore, Matt	QB	6-3	219	8/9/84	11	Oregon State '07

RUNNING BACKS (4)							
NO	NAME	POS	HT	WT	DOB	EXP	COLLEGE
23	Ajayi, Jay	RB	6-0	223	6/15/93	3	Boise State '15
26	Williams, Damien	RB	5-11	224	4/3/92	4	Oklahoma '14
32	Drake, Kenyan	RB	6-1	211	1/26/94	2	Alabama '16
34	Perry, Seniorise	RB	6-0	210	9/19/91	3	Louisville '14

WIDE RECEIVERS (5)							
NO	NAME	POS	HT	WT	DOB	EXP	COLLEGE
10	Stills, Kenny	WR	6-1	196	4/22/92	5	Oklahoma '13
11	Parker, DeVante	WR	6-3	212	1/20/93	3	Louisville '15
14	Landry, Jarvis	WR	5-11	208	11/28/92	4	LSU '14
19	Grant, Jakeem	WR	5-7	169	10/30/92	2	Texas Tech '16
88	Carroo, Leonte	WR	6-1	215	1/24/94	2	Rutgers '16

TIGHT ENDS (3)							
NO	NAME	POS	HT	WT	DOB	EXP	COLLEGE
48	Gray, MarQueis	TE	6-4	263	11/7/89	5	Minnesota '13
80	Fasano, Anthony	TE	6-4	258	4/20/84	12	Notre Dame '06
89	Thomas, Julius	TE	6-5	262	6/27/88	7	Portland State '11

OFFENSIVE LINEMEN (9)							
NO	NAME	POS	HT	WT	DOB	EXP	COLLEGE
51	Pouncey, Mike	C	6-5	298	7/24/89	7	Florida '11
64	Brendel, Jake	C	6-4	299	9/10/92	2	UCLA '14
65	Steen, Anthony	C/G	6-4	320	5/9/90	2	Alabama '16
67	Tunsil, Laremy	T	6-5	318	8/2/94	2	Mississippi '16
68	Asiata, Isaac	G	6-3	341	12/29/92	4	Utah '14
70	James, Ja'Wuan	T	6-6	307	6/3/92	4	Tennessee '17
74	Bushrod, Jermon	G/T	6-5	318	8/19/84	11	Towson '07
77	Davis, Jesse	G/T	6-6	321	9/15/91	1	Idaho '16
79	Young, Sam	T	6-8	306	6/24/87	8	Notre Dame '10

### RESERVE/PUP (1)

NO	NAME	POS	HT	WT	DOB	EXP	COLLEGE
87	Scott, Rashawn	WR	6-0	199	1/29/92	2	Miami (FL) '16

### RESERVE/SUSPENDED (1)

NO	NAME	POS	HT	WT	DOB	EXP	COLLEGE
22	McDonald, T.J.	S	6-2	223	1/26/91	5	USC '13

### RESERVE/INJURED (7)

NO	NAME	POS	HT	WT	DOB	EXP	COLLEGE
15	Ford, Isaiah	WR	6-2	195	2/9/96	R	Virginia Tech '17
17	Tannehill, Ryan	QB	6-4	216	7/27/88	6	Texas A&M '12
36	Lippett, Tony	CB	6-3	192	7/2/92	3	Michigan State '15
49	Barrow, Lamin	LB	6-2	235	11/29/90	4	LSU '14
52	McMillan, Raekwon	LB	6-2	248	11/17/95	R	Ohio State '17
55	Misi, Koa	LB	6-3	265	1/17/87	8	Utah '10
62	Larsen, Ted	C/G	6-3	320	6/13/87	8	NC State '10
72	Smith, Eric	T	6-4	321	9/2/95	R	Virginia '17

### DEFENSE (27)

DEFENSIVE LINEMEN (9)							
NO	NAME	POS	HT	WT	DOB	EXP	COLLEGE
50	Branch, Andre	DE	6-5	263	7/14/89	6	Clemson '12
56	Godchaux, Davon	DT	6-3	305	11/11/94	R	LSU '17
78	Fede, Terrence	DE	6-4	267	11/19/91	4	Marist '14
90	Harris, Charles	DE	6-3	250	3/6/95	R	Missouri '17
91	Wake, Cameron	DE	6-3	263	1/30/82	9	Penn State '05
93	Suh, Ndamukong	DT	6-4	305	1/6/87	8	Nebraska '14
95	Hayes, William	DE	6-3	278	5/2/85	10	Winston-Salem St. '08
96	Taylor, Vincent	DT	6-3	296	1/5/94	R	Oklahoma State '17
97	Phillips, Jordan	DT	6-6	333	9/21/92	3	Oklahoma '15

LINEBACKERS (6)							
NO	NAME	POS	HT	WT	DOB	EXP	COLLEGE
44	Anthony, Stephone	LB	6-3	245	7/28/92	3	Clemson '15
45	Hull, Mike	LB	6-0	232	5/25/91	2	Penn State '15
47	Alonso, Kiko	LB	6-3	233	8/14/90	5	Oregon '13
58	Mauluga, Rey	LB	6-2	258	1/20/87	9	USC '09
59	Allen, Chase	LB	6-3	250	8/29/93	R	Southern Illinois '17
94	Timmons, Lawrence	LB	6-1	242	5/14/86	11	Florida State '07

DEFENSIVE BACKS (12)							
NO	NAME	POS	HT	WT	DOB	EXP	COLLEGE
20	Jones, Reshad	S	6-1	223	2/25/88	8	Georgia '10
21	Lucas, Jordan	CB/S	6-0	202	8/2/93	2	Penn State '16
25	Howard, Xavier	CB	6-1	196	7/4/93	2	Baylor '16
27	Smith, Maurice	S	6-0	197	6/14/95	R	Georgia '17
28	McCain, Bobby	CB	5-11	192	8/18/93	3	Memphis '15
29	Allen, Nate	S	6-1	214	11/30/87	8	South Florida '10
30	Tankersley, Cordrea	CB	6-1	196	11/19/93	R	Clemson '17
31	Thomas, Michael	S	5-11	195	3/17/90	5	Stanford '12
33	McTyer, Torry	CB	5-11	184	4/10/95	R	UNLV '17
35	Aikens, Walt	CB/S	6-1	212	6/19/91	4	Liberty '14
41	Maxwell, Byron	CB	6-1	198	2/23/88	7	Clemson '11
42	Verner, Alterraun	CB	5-10	187	12/13/88	8	UCLA '10

### SPECIALISTS (3)

NO	NAME	POS	HT	WT	DOB	EXP	COLLEGE
1	Parkey, Cody	K	6-0	190	2/19/92	3	Auburn '14
16	Haack, Matt	P	6-0	205	7/25/94	R	Arizona State '17
92	Denney, John	LS	6-5	242	12/13/78	13	Brigham Young '05

### PRACTICE SQUAD (10)

NO	NAME	POS	HT	WT	DOB	EXP	COLLEGE
7	Doughty, Brandon	QB	6-3	212	10/6/91	1	Western Kentucky '16
18	Lewis, Malcolm	WR	5-10	194	10/27/93	R	Miami (FL) '17
38	Smith, De'Veon	RB	5-11	221	11/8/94	R	Michigan '17
46	Hewitt, Neville	LB	6-2	234	4/6/93	3	Marshall '15
63	Hickey, Sean	T	6-6	306	9/29/91	1	Syracuse '15
75	Malveaux, Cameron	DE	6-5	276	8/22/94	R	Houston '17
81	Morgan, Drew	WR	6-0	187	12/2/94	R	Arkansas '17
82	Listenbee, Kolby	WR	6-0	183	1/25/94	1	TCU '16
83	Duarte, Thomas	TE	6-2	244	3/30/95	2	UCLA '16
98	Wright, Gabe	DT	6-3	305	4/3/92	3	Auburn '15

### PRONUNCIATION GUIDE

PLAYER	PHONETICALLY	PLAYER	PHONETICALLY	COACH/STAFF	PHONETICALLY
RB Jay Ajayi	uh-JYE-ee	CB Xavier Howard	EX-ay-vee-n	Lou Anarumo	aann-UH-room-OH
LB Stephone Anthony	steh-FAHN	T Ja'Wuan James	JUH-Wan	Joe Cimino	Chu-MEAN-oh
G Isaac Asiata	Ah-see-ah-ta	LB Rey Mauluga	RAY mah-wah-LOO-guh	Josh Grizzard	Grizz-ARD
G/T Jermon Bushrod	JURR-mahn	RB Seniorise Perry	Suh-norris	Naohisa Inoue	Now-HE-Sa, IN-ew-way
WR Leonte Carroo	LEON-tay Cuh-ROO	C Mike Pouncey	POUNCE-ee	Daronte Jones	DUH-rawn-tay
DE Terrence Fede	Fuh-DAY	DT Ndamukong Suh	En-dom-ah-ken Soo	Chris Kuper	KOO-pehr
DT Davon Godchaux	Duh-VAHN GOD-chaw	CB Cordrea Tankersley	cohr-DRAY	Marwan Maalouf	mah-LOOF
TE MarQueis Gray	Mar-KWEES	G/T Laremy Tunsil	LAIR-uh-mee TUHN-suhl	Dave Puloka	Puh-LOH-kuh
P Matt Haack	HAWK	CB Alterraun Verner	AL-ter-on		





## 2017 MIAMI DOLPHINS - HOW THEY WERE ACQUIRED (as of October 9, 2017)

	DRAFT (21)	TRADES (6)	WAIVERS (1)	FREE AGENTS (25)
2005				LS John Denney
2009				DE Cameron Wake
2010	S Reshad Jones (5b)			
2011	C Mike Pouncey (1)			QB Matt Moore (Car.)
2012				
2013				S Michael Thomas
2014	T Ja'Wuan James (1) WR Jarvis Landry (2) CB/S Walt Aikens (4) DE Terrence Fede (7)			RB Damien Williams
2015	WR DeVante Parker (1) DT Jordan Phillips (2) CB Bobby McCain (5a) RB Jay Ajayi (5b)	WR Kenny Stills (N.O.)		LB Mike Hull DT Ndamukong Suh (Det.)
2016	T Laremy Tunsil (1) CB Xavien Howard (2) RB Kenyan Drake (3a) WR Leonte Carroo (3b) WR Jakeem Grant (6a) CB/S Jordan Lucas (6b)	LB Kiko Alonso (Phi.) CB Byron Maxwell (Phi.)		DE Andre Branch (Jax.) C Jake Brendel G/T Jermon Bushrod TE MarQueis Gray RB Senorise Perry C/G Anthony Steen T Sam Young
2017	DE Charles Harris (1) CB Cordrea Tankersley (3) G Isaac Asiata (5a) DT Davon Godchaux (5b) DT Vincent Taylor (6)	LB Stephone Anthony (NO) DE William Hayes (LAR) TE Julius Thomas (Jax.)	K Cody Parkey (Cle.)	S Nate Allen (Oak.) LB Chase Allen QB Jay Cutler G/T Jesse Davis TE Anthony Fasano (Ten.) P Matt Haack LB Rey Mauluga CB Torry McTyer S Maurice Smith LB Lawrence Timmons (Pit.) CB Alterraun Verner



## 2017 GAME RECAPS

# WEEK 2

SEPT. 17, 2017 | CARSON, CALIF.  
STUBHUB CENTER  
ATTENDANCE: 25,381 | TV: CBS

### SCORING SUMMARY

MIAMI 19

L.A. CHARGERS 17

	1	2	3	4	F
Miami	3	0	10	6	19
L.A. Chargers	0	10	7	0	17

In their long-awaited season debut, the Dolphins pulled off a remarkable fourth-quarter victory.

Cody Parkey's fourth field goal of the game, a 54-yarder with 1:05 remaining, gave the Dolphins a 19-17 victory against the Los Angeles Chargers at StubHub Center. Parkey, claimed off waivers from Cleveland on Sept. 3, improved to 6-for-6 in his career on field goals of 50 yards or longer.

The Dolphins clinched the victory on defense when Younghoe Koo missed a 44-yard field goal attempt with five seconds left.

Parkey's winning kick capped a 15-yard scoring drive after the Dolphins defense made a stop and Jakeem Grant had a 14-yard punt return. Jay Ajayi, who picked up where he left off last season by rushing for over 100 yards, started the drive with a 10-yard run.

Parkey earlier kicked field goals of 30, 28 and 35 yards, and Jay Cutler threw a 29-yard touchdown pass to Kenny Stills in his first game in a Dolphins uniform.

Antonio Gates for the Chargers on a 17-yard touchdown pass, which helped him set an NFL record for tight ends with his 112th career touchdown. Melvin Gordon scored on a 1-yard run and Younghoe Koo kicked a field goal in the first half.

Both offenses picked up considerably in the second half, starting with the Dolphins taking the opening drive 75 yards for the Stills touchdown that tied the score 10-10.

The drive began with an 11-yard pass to Landry and ended when Cutler rolled right and threw on the move to Stills, who beat linebacker Jatavis Brown in the end zone.

### SCORING DRIVES

TEAM	QTR	TIME	PLAY (EXTRA POINT) (DRIVE INFO)	MIA	LAC
Dolphins	1	7:07	C.Parkey 30 yd. Field Goal (13-70, 6:18)	3	0
Chargers	2	13:41	Y.Koo 41 yd. Field Goal (6-23, 2:36)	3	3
Chargers	2	5:01	M.Gordon 1 yd. run (Y.Koo kick) (7-70, 3:57)	3	10
Dolphins	3	12:07	K.Stills 29 yd. pass from J.Cutler (C.Parkey kick) (7-75, 2:53)	10	10
Chargers	3	8:18	A.Gates 7 yd. pass from P.Rivers (Y.Koo kick) (8-77, 3:49)	10	17
Dolphins	3	2:43	C.Parkey 28 yd. Field Goal (12-67, 5:35)	13	17
Dolphins	4	6:28	C.Parkey 35 yd. Field Goal (14-64, 7:05)	16	17
Dolphins	4	1:05	C.Parkey 54 yd. Field Goal (5-15, 1:57)	19	17

## GAME STATISTICS

#### RUSHING (Att-Yds-TD):

Miami: J. Ajayi 28-122, J. Cutler 2-(-1), K. Drake 1-(-3), J. Landry 1-(-7).  
L.A. Chargers: B. Oliver 3-31, M. Gordon 9-13-1, D. Watt 1-0, P. Rivers 1-0.

#### PASSING (A-C-Y-TD-I):

Miami: J. Cutler 33-24-230-1-0, J. Landry 1-0-0-0-0.  
L.A. Chargers: P. Rivers 39-31-331-1-0.

#### RECEIVING (Rec-Yds-TD):

Miami: J. Landry 13-78, D. Parker 4-85, J. Thomas 3-26, K. Stills 2-37-1, J. Ajayi 2-4.  
L.A. Chargers: K. Allen 9-100, H. Henry 7-80, M. Gordon 7-65, Ty. Williams 4-54, A. Gates 2-11-1, T. Benjamin 1-11, S. McGrath 1-10.

#### SACKS (Sk-Yds):

Miami: W. Hayes 1-8.  
L.A. Chargers: M. Ingram 1-5, C. McCain 1-0.

#### INTERCEPTIONS (Int-Yds):

Miami: None  
L.A. Chargers: None

#### FORCED FUMBLES:

Miami: None.  
L.A. Chargers: None.

#### FUMBLE RECOVERIES (No-Yds):

Miami: None.  
L.A. Chargers: None.

TEAM STATS	MIA	LAC
<b>First Downs</b>	<b>21</b>	<b>24</b>
Rushing	6	3
Passing	13	19
Penalty	2	2
<b>3rd-Down Efficiency</b>	<b>5 for 13</b>	<b>2 for 8</b>
<b>4th-Down Efficiency</b>	<b>0 for 1</b>	<b>0 for 0</b>
<b>Total Net Yards</b>	<b>336</b>	<b>367</b>
<b>Total Net Plays</b>	<b>68</b>	<b>54</b>
Average Gain	4.9	6.8
<b>Net Yards Rushing</b>	<b>111</b>	<b>44</b>
Rushes	32	14
Yards per Rush	3.5	3.1
<b>Net Yards Passing</b>	<b>225</b>	<b>323</b>
Completed - Attempted	24-34	31-39
Yards per Pass Play	6.3	8.1
Sacked - Yards Lost	2-5	1-8
Had Intercepted	0	0
<b>Punts - Average</b>	<b>3-130-43.3</b>	<b>4-170-42.5</b>
<b>Return Yardage</b>	<b>92</b>	<b>89</b>
Punts - Return Yards	3-21	1-23
Kickoffs - Return Yards	3-71	4-66
Interceptions - Return Yards	0-0	0-0
<b>Penalties - Yards</b>	<b>5-23</b>	<b>6-56</b>
<b>Fumbles - Lost</b>	<b>0-0</b>	<b>0-0</b>
<b>Red-Zone Efficiency</b>	<b>0 for 3</b>	<b>2 for 3</b>
<b>Goal-to-Go Efficiency</b>	<b>0 for 2</b>	<b>2 for 2</b>
<b>Time of Possession</b>	<b>33:22</b>	<b>26:38</b>



## 2017 GAME RECAPS

# WEEK 3

SEPT. 24, 2017 | EAST RUTHERFORD, N.J.  
METLIFE STADIUM  
ATTENDANCE: 77,562 | TV: CBS

### SCORING SUMMARY

MIAMI 6

N.Y. JETS 20

	1	2	3	4	F
Miami	0	0	0	6	6
N.Y. Jets	0	10	10	0	20

The Dolphins said all week they were expecting a tough battle from the New York Jets regardless of what happened in the first two weeks of the NFL regular season. But they weren't expecting such a difficult afternoon at MetLife Stadium.

Veteran quarterback Josh McCown threw a 69-yard pass to Robby Anderson late in the first half and the Jets defense stifled the Dolphins in a 20-6 victory Sunday afternoon.

The Dolphins, coming off a thrilling 2-point victory against the Los Angeles Chargers in their delayed season opener, were one play away from being shut out for the first time since Dec. 22, 2013. DeVante Parker scored on a 3-yard touchdown pass from Jay Cutler on the final play of the game before Cody Parkey missed the extra point, perhaps a fitting ending for this disappointing afternoon.

The Dolphins did not take a snap inside the Jets 45-yard line until the fourth quarter, which is also when they first converted a third-down situation. The Dolphins were 0-for-3 in fourth-down conversions, including a pass by Matt Haack on a fake punt that resulted in an interception by safety Terrence Brooks.

Another fourth-down attempt came from the Jets 21-yard line early in the fourth quarter with the Dolphins trailing 20-0. The Dolphins reached the Jets 29-yard line later in the fourth quarter, but that drive ended with Brooks' second interception of the game.

Jay Ajayi, who rushed for 122 yards against the Chargers, was held to 16 yards on 11 carries.

The Dolphins defense started off strong, with Cameron Wake and Andre Branch each getting a sack in the first quarter, but the Jets started moving the ball effectively in the second quarter. The Dolphins also lost two defensive backs to injury when Byron Maxwell (eye) and Nate Allen (hamstring) left the game.

Maxwell returned and forced a turnover when he knocked the ball loose from running back Elijah McGuire and linebacker Mike Hull recovered the fumble.

### SCORING DRIVES

TEAM	QTR	TIME	PLAY (EXTRA POINT) (DRIVE INFO)	MIA	NYJ
Jets	2	7:17	C.Catanzaro 40 yd. Field Goal (9-41, 5:42)	0	3
Jets	2	1:42	R.Anderson 69 yd. pass from J.McCown (C.Catanzaro kick) (3-71, 0:40)	0	10
Jets	3	9:48	B.Powell 1 yd. run (C.Catanzaro kick) (7-49, 4:06)	0	17
Jets	3	1:35	C.Catanzaro 22 yd. Field Goal (13-45, 6:58)	0	20
Dolphins	4	0:00	D.Parker 3 yd. pass from J.Cutler (kick failed, w) (8-80, 2:15)	6	20

## GAME STATISTICS

#### RUSHING (Att-Yds-TD):

Miami: J. Ajayi 11-16, J. Cutler 1-9, D. Williams 2-5, K. Drake 1-0.  
N.Y. Jets: B. Powell 15-37-1, E. McGuire 7-34, M. Forte 8-25, J. McCown 4-7.

#### PASSING (A-C-Y-TD-I):

Miami: J. Cutler 44-26-220-1-1, M. Haack 1-0-0-0-0.  
N.Y. Jets: J. McCown 23-18-249-1-0.

#### RECEIVING (Rec-Yds-TD):

Miami: D. Parker 8-76-1, J. Landry 6-48, K. Stills 4-51, J. Thomas 3-16, J. Ajayi 2-9, J. Grant 1-12, D. Williams 1-6, K. Drake 1-2.  
N.Y. Jets: J. Kerley 5-42, A. Seferian-Jenkins 5-31, R. Anderson 3-95-1, J. Kearse 3-42, A. Stewart 1-24, L. Thomas 1-15.

#### SACKS (Sk-Yds):

Miami: C. Wake 1-11, A. Branch 1-5.  
N.Y. Jets: B. Skrine 1-12, Ja. Adams 1-10, D. Bass 1-3.

#### INTERCEPTIONS (Int-Yds):

Miami: None  
N.Y. Jets: T. Brooks 2-13.

#### FORCED FUMBLES:

Miami: B. Maxwell 1, N. Suh 1.  
N.Y. Jets: None.

#### FUMBLE RECOVERIES (No-Yds):

Miami: M. Hull 1-0.  
N.Y. Jets: None.

TEAM STATS	MIA	NYJ
<b>First Downs</b>	<b>16</b>	<b>16</b>
Rushing	0	4
Passing	12	9
Penalty	4	3
<b>3rd-Down Efficiency</b>	<b>1 for 12</b>	<b>4 for 13</b>
<b>4th-Down Efficiency</b>	<b>0 for 3</b>	<b>0 for 0</b>
<b>Total Net Yards</b>	<b>225</b>	<b>336</b>
<b>Total Net Plays</b>	<b>63</b>	<b>59</b>
Average Gain	3.6	5.7
<b>Net Yards Rushing</b>	<b>30</b>	<b>103</b>
Rushes	15	34
Yards per Rush	2.0	3.0
<b>Net Yards Passing</b>	<b>195</b>	<b>233</b>
Completed - Attempted	26-45	18-23
Yards per Pass Play	4.1	9.3
Sacked - Yards Lost	3-25	2-16
Had Intercepted	2	0
<b>Punts - Average</b>	<b>7-333-47.6</b>	<b>5-243-48.6</b>
<b>Return Yardage</b>	<b>28</b>	<b>44</b>
Punts - Return Yards	2-13	4-31
Kickoffs - Return Yards	1-15	0-0
Interceptions - Return Yards	0-0	2-13
<b>Penalties - Yards</b>	<b>8-51</b>	<b>10-94</b>
<b>Fumbles - Lost</b>	<b>1-0</b>	<b>3-1</b>
<b>Red-Zone Efficiency</b>	<b>1 for 1</b>	<b>1 for 2</b>
<b>Goal-to-Go Efficiency</b>	<b>1 for 1</b>	<b>1 for 2</b>
<b>Time of Possession</b>	<b>23:52</b>	<b>36:08</b>





## 2017 GAME RECAPS

# WEEK 4

OCT. 1, 2017 | LONDON, ENGLAND  
WEMBLEY STADIUM  
ATTENDANCE: 84,423 | TV: FOX

### SCORING SUMMARY

**NEW ORLEANS 20**

**MIAMI 0**

	1	2	3	4	F
New Orleans	0	3	7	10	20
Miami	0	0	0	0	0

A promising first drive had a disappointing ending for the Dolphins, and things didn't get better after that in London.

The Dolphins offense could get little going after an end zone interception on that first drive and the result was a 20-0 loss against the New Orleans Saints at Wembley Stadium.

Drew Brees threw touchdown passes to wide receiver Michael Thomas — not to be confused with Dolphins safety Michael Thomas — and running back Alvin Kamara, and Will Lutz kicked two field goals for the Saints.

The Dolphins drove 81 yards on the opening drive of the game and had a first-and-goal after a 22-yard completion from Jay Cutler to tight end Julius Thomas on third-and-7. But on first down from the Saints 4-yard line, cornerback Ken Crawley picked off Cutler when he attempted a fade pass to Thomas, who was lined up wide to the right.

The Dolphins had only one other promising drive, but that one ended with a questionable offensive pass interference call on Kenny Stills when Cutler had hit Jarvis Landry for a first down inside the New Orleans 40-yard line.

The Dolphins suffered their first shutout loss since December 2013 when they dropped a 19-0 decision against the Buffalo Bills.

The defense held New Orleans off the scoreboard until the final play of the first half when Lutz hit a 43-yard field goal. The Saints began the drive at midfield with 1:10 left after the Dolphins' previous was derailed by back-to-back penalties that created a first-and-26 from their 6-yard line.

Defensive end Cameron Wake had his second sack in two games in the fourth quarter, but Kamara scored on a 12-yard shovel pass on third-and-goal on the very next play.

New Orleans increased its lead to 10-0 when it took the second-half kickoff and marched 77 yards for a touchdown. The drive was kept alive when defensive tackle Davon Godchaux was flagged for a defensive holding on a third-and-1 where safety Reshad Jones dropped running back Mark Ingram in the backfield for a loss. There also was a fourth-and-inches conversion by Brees on a sneak when the spot barely was good enough for a first down.

The Saints made it 13-0 early in the fourth quarter when Lutz kicked a 45-yard field goal.

The Dolphins, meanwhile, did not take an offensive snap beyond their 40-yard line the second half until the final minutes.

### SCORING DRIVES

TEAM	QTR	TIME	PLAY (EXTRA POINT) (DRIVE INFO)	NO	MIA
Saints	2	0:00	W.Lutz 43 yd. Field Goal (8-25, 1:10)	3	0
Saints	3	9:01	M.Thomas 3 yd. pass from D.Brees (W.Lutz kick) (11-77, 5:59)	10	0
Saints	4	12:32	W.Lutz 45 yd. Field Goal (12-34, 6:37)	13	0
Saints	4	3:57	A.Kamara 12 yd. pass from D.Brees (W.Lutz kick) (11-87, 5:41)	20	0

## GAME STATISTICS

#### RUSHING (Att-Yds-TD):

New Orleans: M. Ingram 14-45, A. Kamara 5-25, T. Ginn 1-9, A. Peterson 4-4, D. Brees 4-3.

Miami: J. Ajayi 12-46, K. Drake 1-6, J. Cutler 1-5, D. Williams 1-1.

#### PASSING (A-C-Y-TD-I):

New Orleans: D. Brees 41-29-268-2-0.

Miami: J. Cutler 28-20-164-0-1.

#### RECEIVING (Rec-Yds-TD):

New Orleans: A. Kamara 10-71-1, M. Thomas 8-89-1, M. Ingram 4-17, T. Ginn 2-25, C. Fleener 2-21, B. Coleman 1-31, M. Hoomanawanui 1-13, T. Lewis 1-1.

Miami: D. Parker 6-89, J. Landry 6-40, K. Stills 3-13, J. Thomas 2-29, K. Drake 2-5, J. Ajayi 1-8.

#### SACKS (Sk-Yds):

New Orleans: R. Bush 1-12, C. Jordan 1-10, A. Klein 1-8, D. Onyemata 1-6.

Miami: C. Wake 1-7.

#### INTERCEPTIONS (Int-Yds):

New Orleans: K. Crawley 1-0.

Miami: None.

#### FORCED FUMBLES:

New Orleans: C. Jordan 1, M. Lattimore 1.

Miami: None.

#### FUMBLE RECOVERIES (No-Yds):

New Orleans: None.

Miami: None.

#### TEAM STATS

	NO	MIA
<b>First Downs</b>	<b>22</b>	<b>11</b>
Rushing	4	3
Passing	16	7
Penalty	2	1
<b>3rd-Down Efficiency</b>	<b>6 for 13</b>	<b>1 for 8</b>
<b>4th-Down Efficiency</b>	<b>1 for 2</b>	<b>0 for 1</b>
<b>Total Net Yards</b>	<b>347</b>	<b>186</b>
<b>Total Net Plays</b>	<b>70</b>	<b>47</b>
Average Gain	5.0	4.0
<b>Net Yards Rushing</b>	<b>86</b>	<b>58</b>
Rushes	28	15
Yards per Rush	3.1	3.9
<b>Net Yards Passing</b>	<b>261</b>	<b>128</b>
Completed - Attempted	29-41	20-28
Yards per Pass Play	6.2	4.0
Sacked - Yards Lost	1-7	4-36
Had Intercepted	0	1
<b>Punts - Average</b>	<b>3-141-47.0</b>	<b>6-263-43.8</b>
<b>Return Yardage</b>	<b>49</b>	<b>54</b>
Punts - Return Yards	3-26	2-9
Kickoffs - Return Yards	1-23	2-45
Interceptions - Return Yards	1-0	0-0
<b>Penalties - Yards</b>	<b>8-71</b>	<b>11-90</b>
<b>Fumbles - Lost</b>	<b>2-0</b>	<b>2-0</b>
<b>Red-Zone Efficiency</b>	<b>2 for 4</b>	<b>0 for 1</b>
<b>Goal-to-Go Efficiency</b>	<b>2 for 2</b>	<b>0 for 1</b>
<b>Time of Possession</b>	<b>34:28</b>	<b>25:32</b>



# WEEK 5

OCT. 8, 2017 | MIAMI GARDENS, FLA.  
HARD ROCK STADIUM  
ATTENDANCE: 65,135 | TV: CBS

## SCORING SUMMARY

**TENNESSEE 10**

**MIAMI 16**

	1	2	3	4	F
Tennessee	0	3	7	0	10
Miami	10	0	0	6	16

Safety Reshad Jones recovered two fumbles, including one for a touchdown, and the defense recorded six sacks in a 16-10 victory against the Tennessee Titans at Hard Rock Stadium.

Jarvis Landry scored the go-ahead touchdown early in the fourth quarter when he caught a 6-yard pass from Jay Cutler on third-and-goal.

The six sacks, including two by Andre Branch, came against backup quarterback Matt Cassel, who started for Tennessee in place of the injured Marcus Mariota. Rookie first-round pick Charles Harris had his first NFL sack and it was a big one — it came on third down in the final four minutes of the fourth quarter.

The Dolphins then all but clinched the victory when Jay Ajayi gained a first down with an 8-yard run on third-and-7.

Jones and Cameron Wake shared a QB sack that almost produced a safety in the third quarter, and Ndamukong Suh had the other.

Jones' touchdown was the fourth of his career, but the first on a fumble return. The other three were on interception returns, including one against Tennessee in 2015.

It was the team's first fumble return for a touchdown since 2014 when Cortland Finnegan scored in London against the Oakland Raiders.

The Dolphins took the lead in the first quarter on Parkey's 41-yard field goal, which came after Jones recovered a DeMarco Murray fumble forced by rookie defensive tackle Davon Godchaux.

Jones' touchdown made it 10-0 before Tennessee cut the Dolphins with a field goal after the Titans recovered a Jay Ajayi fumble.

Tennessee tied the game in the third quarter with a 69-yard touchdown drive capped by an 11-yard pass from Cassel to tight end Phillip Supernaw. The play came after Supernaw had been flagged for two false starts to move the ball from the Miami 1-yard line to the 11.

Linebacker Rey Mauluga made his Dolphins debut after missing the first three games because of a hamstring injury.

## SCORING DRIVES

TEAM	QTR	TIME	PLAY (EXTRA POINT) (DRIVE INFO)	TEN	MIA
Dolphins	1	0:53	C.Parkey 41 yd. Field Goal (7-19, 3:09)	0	3
Dolphins	1	0:06	R.Jones 38 yd. fumble return (C.Parkey kick)	0	10
Titans	2	9:37	R.Succop 45 yd. Field Goal (4--3, 2:15)	3	10
Titans	3	7:17	P.Superdaw 11 yd. pass from M.Cassel (R.Succop kick) (9-69, 4:42)	10	10
Dolphins	4	10:33	J.Landry 6 yd. pass from J.Cutler (kick failed, wr) (10-58, 4:56)	10	16

## GAME STATISTICS

### RUSHING (Att-Yds-TD):

Tennessee: D. Murray 14-58, D. Henry 4-9, T. Taylor 1-5, R. Matthews 1-(-3).  
Miami: J. Ajayi 25-77, D. Williams 3-15, J. Cutler 2-8, K. Drake 1-0.

### PASSING (A-C-Y-TD-I):

Tennessee: M. Cassel 32-21-141-1-0.  
Miami: J. Cutler 26-12-92-1-1, M. Gray 1-0-0-0-0.

### RECEIVING (Rec-Yds-TD):

Tennessee: J. Smith 5-21, E. Decker 4-34, D. Murray 4-11, R. Matthews 3-34, D. Walker 3-25, P. Supernaw 2-16-1.  
Miami: J. Landry 5-44-1, J. Ajayi 2-2, J. Thomas 1-15, D. Williams 1-13, K. Stills 1-13, D. Parker 1-6, J. Grant 1-(-1).

### SACKS (Sk-Yds):

Tennessee: J. Casey 1-14.  
Miami: A. Branch 2-5, C. Harris 1-8, K. Alonso 1-0, N. Suh 1-0, R. Jones 0.5-4.5, C. Wake 0.5-4.5.

### INTERCEPTIONS (Int-Yds):

Tennessee: T. Smith 1-14.  
Miami: None

### FORCED FUMBLES:

Tennessee: A. Jackson 1.  
Miami: K. Alonso 1, D. Godchaux 1.

### FUMBLE RECOVERIES (No-Yds):

Tennessee: K. Byard 1-6.  
Miami: R. Jones 2-38-1.

### TEAM STATS

	TEN	MIA
<b>First Downs</b>	<b>14</b>	<b>12</b>
Rushing	3	5
Passing	9	7
Penalty	2	0
<b>3rd-Down Efficiency</b>	<b>2 for 13</b>	<b>5 for 15</b>
<b>4th-Down Efficiency</b>	<b>0 for 0</b>	<b>0 for 0</b>
<b>Total Net Yards</b>	<b>188</b>	<b>178</b>
<b>Total Net Plays</b>	<b>58</b>	<b>59</b>
Average Gain	3.2	3.0
<b>Net Yards Rushing</b>	<b>69</b>	<b>100</b>
Rushes	20	31
Yards per Rush	3.5	3.2
<b>Net Yards Passing</b>	<b>119</b>	<b>78</b>
Completed - Attempted	21-32	12-27
Yards per Pass Play	3.1	2.8
Sacked - Yards Lost	6-22	1-14
Had Intercepted	0	1
<b>Punts - Average</b>	<b>10-549-54.9</b>	<b>9-459-51.0</b>
<b>Return Yardage</b>	<b>67</b>	<b>91</b>
Punts - Return Yards	2-14	7-47
Kickoffs - Return Yards	2-39	2-44
Interceptions - Return Yards	1-14	0-0
<b>Penalties - Yards</b>	<b>11-77</b>	<b>5-23</b>
<b>Fumbles - Lost</b>	<b>2-2</b>	<b>1-1</b>
<b>Red-Zone Efficiency</b>	<b>1 for 1</b>	<b>1 for 1</b>
<b>Goal-to-Go Efficiency</b>	<b>1 for 1</b>	<b>1 for 1</b>
<b>Time of Possession</b>	<b>30:15</b>	<b>29:45</b>



## STEPHEN M. ROSS



STEPHEN M.  
**ROSS**

**CHAIRMAN OF THE BOARD/  
MANAGING GENERAL PARTNER**

COLLEGE: MICHIGAN  
NFL: 10TH SEASON // DOLPHINS: 10TH SEASON

Stephen M. Ross, Chairman and Founder of Related Companies – an international real estate firm – began his ownership interest in the Miami Dolphins in February of 2008 when he became a 50 percent partner with H. Wayne Huizenga in the team, Hard Rock Stadium and the surrounding developable land. He increased that share to a 95 percent ownership of the team and the stadium on Jan. 20, 2009 and assumed the responsibility of managing general partner of both the Dolphins and the stadium, which culminated one of his long-held dreams; Mr. Ross grew up in South Florida and the Dolphins have been a lifetime passion for him.

Under Mr. Ross' leadership, the Dolphins have become one of the most fan-friendly teams in the National Football League. They have significantly expanded the Miami Dolphins Foundation's presence in the South Florida community with a host of new civic and charitable initiatives. Additionally, Mr. Ross reached a unique agreement with Miami-Dade County in June 2014 to modernize the home stadium of the Miami Dolphins. Phase I of the project was completed in time for the 2015 season and changed every seat in the stadium, rebuilt the concourses on the 100 and 300 levels, moved seats 25-feet closer to the field on the north and south sidelines, introduced five new premium spaces and allowed fans to enjoy improved food, enhanced concourses and 16 new restroom facilities throughout the stadium. For the 2016 season, Hard Rock Stadium installed a state-of-the-art canopy that keeps as many as 92 percent of the spectators in the shade and protected from the rain and four giant high-definition video boards. Unveiled in 2017 are remodeled, modernized suites throughout the stadium offering a more intimate club space on the 200 level with improved amenities and food. Also, Mr. Ross has lived up to his pledge to provide the coaches, support staff and players all of the necessary resources to build a winning team, including a \$10 million renovation to make the club's training facility a state-of-the-art venue that incorporates the latest technology and advances.

Mr. Ross is committed to supporting the community that supports the Dolphins. He has strengthened the reach of the Miami Dolphins Foundation, offering tremendous support in the areas of education, health, volunteerism and youth programs. In May 2013, Ross pledged to give more than half of his estate to philanthropic causes and charitable organizations, including South Florida-based institutions. The commitment was made through the Giving Pledge, a long-term global initiative created by Warren Buffett and Bill and Melinda Gates that aims to inspire deeper engagement in philanthropy and increase charitable giving globally. As an NFL owner, he is using his platform to harness the unifying power of sport to advance race relations across the country through the establishment of the nonprofit organization Ross Initiative in Sports for Equality (RISE). The nonprofit's efforts have been so impactful, RISE was recognized in 2017 by ESPN's Humanitarian Awards for the Stuart Scott Enspire Award. The award celebrates people who have taken risk and used an innovative approach to helping the disadvantaged through the power of sports. Ross' efforts through RISE were honored as they personify the ethos of fairness, ethics, respect and fellowship with others.

Mr. Ross graduated from the University of Michigan with a Bachelor of Business Administration degree and from Wayne State University Law School with a Juris Doctor degree. He later received a Master of Laws in Taxation from New York University School of Law. In 2004, the University of Michigan renamed its business school the Stephen M. Ross School of Business at the University of Michigan and in 2011, the school awarded him an honorary Doctor of Laws degree at its commencement.







## MIKE TANNENBAUM



Mike Tannenbaum enters his third season as the team's executive vice president of football operations after he was named to the role on Jan. 6, 2015. He originally joined the organization as a consultant in August 2014 and has 20 years of NFL experience at various levels of NFL personnel departments and front offices.

In his role, Tannenbaum oversees and coordinates the effort of football operations and administration. He works together with General Manager Chris Grier and Head Coach Adam Gase, and other senior executives in implementing the philosophy of building a championship caliber football team.

In Tannenbaum's first two seasons he has overseen a successful transition to a new head coach and general manager, and helped the Dolphins earn their first playoff berth in eight years with a 10-6 record in 2016.

One of the team's strategies to building a competitive roster is retaining its own core players. Since Tannenbaum's arrival in 2015, the Dolphins have re-signed or agreed to contract extensions with several key players including center Mike Pouncey (2015), quarterback Ryan Tannehill (2017), defensive end Cameron Wake (2016 and 2017), safety Reshad Jones (2017), wide receiver Kenny Stills (2017), linebacker Kiko Alonso (2017) and defensive end Andre Branch (2017). That group has combined for nine Pro Bowl selections in their careers.

Tannenbaum has made several significant trades during his Dolphins tenure. He acquired Stills in 2015 from the New Orleans Saints. Stills led the Dolphins with nine touchdowns and finished third in the NFL with a 17.3 yards per reception average in 2016. Prior to the 2016 NFL draft, Tannenbaum swapped first-round picks with Philadelphia, moving down five spots and adding Alonso and cornerback Byron Maxwell. The team used the acquired first-round pick (No. 13 overall) on offensive lineman Laremy Tunsil, successfully adding three starters in exchange for one selection. In 2016, Alonso led the team with 115 tackles (69 solo), Maxwell had more passes defended (15) than any Dolphins player since 2008 and Tunsil became the first Dolphin to ever start games at both guard and tackle as a rookie. In 2017, Tannenbaum traded a seventh-round pick to Jacksonville in exchange for two-time Pro Bowl tight end Julius Thomas, a player who previously thrived in Denver under Gase, who was his offensive coordinator there.

In his first full offseason with the Dolphins in 2015, Tannenbaum helped land one of the top unrestricted free agents in four-time Pro Bowl defensive tackle Ndamukong Suh. In 2016, Suh was named to his fifth career Pro Bowl after he recorded a career-high 72 tackles (41 solo).

Prior to the Dolphins, Tannenbaum spent two years (2013-14) as an agent and principal at Priority Sports and Entertainment. He spent the previous 16 seasons (1997-2012) in various roles for the New York Jets, including his final seven years (2006-12) as the team's executive vice president and general manager. During his time as general manager, the Jets went to the playoffs three times, won four playoff games and made two AFC Championship game appearances.

Tannenbaum began his tenure in New York as director of player contracts in 1997 and was promoted to assistant general manager and director of pro personnel in 2001. In 2004, he was elevated to the role of assistant general manager and senior vice president of football operations before taking on the role of general manager prior to the 2006 season. Tannenbaum's first draft at the helm as general manager began with the

selection of two offensive linemen, making the Jets the first team since the 1975 L.A. Rams to select two offensive linemen in the first round. Both left tackle D'Brickshaw Ferguson, chosen fourth overall, and center Nick Mangold, selected 29th overall, were named to various NFL All-Rookie teams and have since been named to multiple Pro Bowls. That draft class started 47 games in 2006 and helped the Jets advance to the first round of the NFL playoffs with a record of 10-6, a six-win improvement from the 2005 campaign.

In Tannenbaum's second draft as GM, the Jets selected two invaluable additions to their defense. Using the trade route, they moved up in rounds one and two to select cornerback Darrelle Revis and linebacker David Harris, respectively. Both emerged as starters as rookies. Revis quickly blossomed into a perennial All-Pro and Harris emerged as one of the game's most consistent linebackers. The 2011 draft generated an immediate impact when Tannenbaum selected first-rounder Muhammed Wilkerson, who started all 16 games on the defensive line during his rookie season.

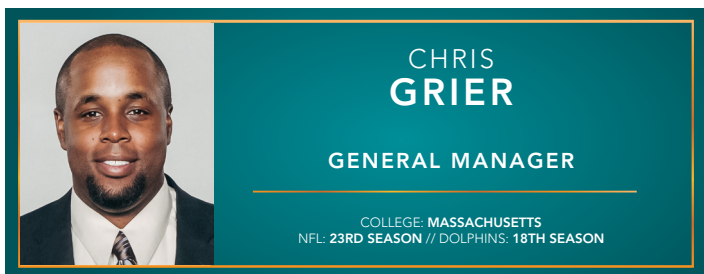
Tannenbaum began his career in the NFL with the New Orleans Saints in 1994 before accepting the position of player personnel assistant with the Cleveland Browns in 1995. He returned to the Saints for the 1996 season as a player personnel assistant prior to joining the Jets in 1997.

A native of Needham, Massachusetts, Tannenbaum earned an accounting degree from the University of Massachusetts-Amherst and graduated cum laude from Tulane University Law School. He also was selected to the NFL General Managers Advisory Committee in 2008 and appointed to the Board of Directors of the Sports Lawyers Association, while serving as a member of the American Bar Association in the Sports and Entertainment division.





## CHRIS GRIER



Chris Grier is entering his 18th season with the Miami Dolphins and second as the club's general manager. Grier was appointed general manager on Jan. 4, 2016 after spending the previous nine years as the team's director of college scouting. He works together with Executive Vice President of Football Operations Mike Tannenbaum and Head Coach Adam Gase to help build a championship-caliber football team. In his role, Grier oversees the draft, both college and pro personnel departments and all scouting efforts.

In his first draft as general manager in 2016, Grier worked with his staff to bring linebacker Kiko Alonso and cornerback Byron Maxwell to Miami in a trade with the Philadelphia Eagles. The deal net the team the 13th pick of the draft, which Grier used to select guard/tackle Laremy Tunsil, who started 14 games as a rookie and became the first offensive lineman in franchise history to start at least one game at guard and tackle in his rookie year. Alonso went on to start 15 games and lead the team with 115 total tackles (69 solo), ranking No. 9 in the AFC in 2016, while Maxwell started 13 games and had 15 passes defensed, the most by a Dolphins player since 2008.

The team also drafted running back Kenyan Drake and wide receiver Jakeem Grant in 2016, who became just the second rookie duo in team history to combine for a kickoff return and punt return for a touchdown in the same season.

Grier helped turn more than half the roster over in 2016, as the team entered training camp with more than 45 new players acquired during the offseason. The results were a four-game improvement from the previous season, the fifth-best mark in the NFL. The Dolphins finished 10-6 with a playoff berth, the team's best record and first playoff appearance since 2008.

As the team's director of college scouting (2007-15), Grier was part of a front office that discovered some of the best collegiate players the Dolphins have ever drafted, including wide receiver Jarvis Landry and running back Jay Ajayi.

A second-round selection in 2014, Landry finished his first three NFL seasons with 288 receptions, tied for the most any NFL player has ever recorded in his first three years in the league. A fifth-round pick in 2015, Ajayi became just the fourth player in NFL history to post three 200-yard rushing games in the same season in 2016. His 1,272 rushing yards were third all-time in team history and he holds three of the team's six best single-game rushing performances. Both Landry and Ajayi were Pro Bowl selections following the 2016 season.

In 2011, the Dolphins drafted center Mike Pouncey in the first round. Pouncey has developed into one of the league's best interior linemen and was selected to the Pro Bowl for the third time in his career in 2015.

Ajayi wasn't the only diamond in the rough found by the team during Grier's tenure as director of college scouting. Safety Reshad Jones was a fifth-round pick in 2010 and was named the team's co-MVP following the 2015 season after he became the first player in team history to record at least 100 tackles, four interceptions and two sacks in a single season.

Prior to being the team's director of college scouting, Grier served as an area scout with the club from 2000-02, before being promoted to national scout/assistant director of college scouting in 2003. Miami won the AFC East during his first season with the team.

Grier started with the Patriots as an intern in 1994. He joined the club on a full-time basis the following year, and served as a regional scout until joining the Dolphins in 2000. In 1996, Grier was part of a New England staff that won the AFC Championship. He helped scout several players for a Patriots roster that went on to win Super Bowls XXXVI, XXXVIII and XXXIX. Grier has worked with several of football's most successful coaches and executives throughout his career and that has helped shape his football philosophy. His father, Bobby Grier, is the former vice president of player personnel for the Patriots and recently retired as a senior personnel advisor with the Houston Texans. Chris has also worked with and learned under Pro Football Hall of Famer Bill Parcells, Patriots Head Coach Bill Belichick, Seattle Seahawks Head Coach Pete Carroll and University of Alabama Head Coach Nick Saban.

Grier attended the University of Massachusetts-Amherst where he majored in journalism and played football for two years before injuries ended his career. He spent his final two years there as an undergraduate assistant.

Chris' brother, Michael, played for the Edmonton Oilers, Washington Capitals, San Jose Sharks and Buffalo Sabres of the National Hockey League. He is currently a scout for the Chicago Blackhawks.

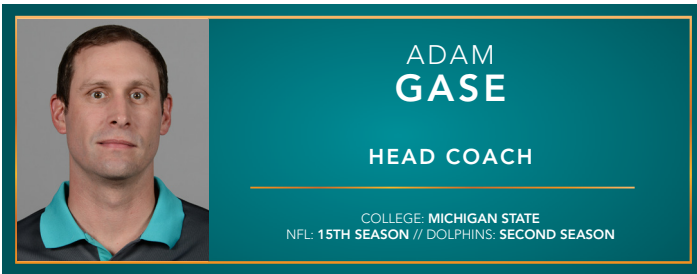
A native of Holliston, Mass., Grier resides in Weston with his wife, Paige, and their two sons, Landon and Jackson.







## ADAM GASE



Adam Gase was named the 12th head coach in Miami Dolphins history on Jan. 9, 2016.

In just his first season as an NFL head coach, Gase directed the Dolphins to a 10-6 record and playoff berth, the team's best record and first playoff appearance since 2008.

Miami turned its season around with a six-game winning streak following a 1-4 start. The streak was the team's longest since 2005 and marked just the second time a coach other than Don Shula led the team to six straight regular season wins. From Week 6 through the end of the season, the team was third in the NFL in rushing offense (132.9 yards per game), tied for third in sacks allowed (13), tied for fourth in takeaways (21) and 11th in scoring offense (25.0 points per game).

Halftime adjustments were also key to the team's improvement. The Dolphins finished the 2016 season with a +46 point differential after halftime, which ranked No. 8 in the NFL. The team outscored its opponents by a total of 221-175 after the break, including two overtime wins vs. Cleveland (9/25) and at Buffalo (12/24).

With Gase directing the offense, quarterback Ryan Tannehill posted the most efficient season of his five-year NFL career, despite being lost to a season-ending injury in Week 14. Tannehill completed 261-of-389 passes (67.1 pct.) for 2,995 yards and 19 touchdowns. His 93.5 quarterback rating, 7.7 yards per attempt and 67.1 completion percentage were all career highs. Tannehill completed a 50-plus-yard pass in seven of his 13 games, which tied for the NFL lead. Both Tannehill and quarterback Matt Moore finished first and second in the NFL in highest red zone passer rating (min. six attempts), with Tannehill posting a 119.7 mark and Moore finishing second at 118.8.

Miami found a renewed rushing attack in Gase's first season, led by running back Jay Ajayi. Despite not starting until Week 5, Ajayi totaled 261 carries for 1,272 yards (4.9 avg.) and eight touchdowns. His 1,272 rushing yards were third-best in Dolphins history and he rushed for more than 200 yards in three different games. In just the 2016 season alone, Ajayi now holds three of the team's top six single-game rushing performances and became one of just four players in NFL history to rush for 200 yards in three-or-more games in the same season. Ajayi's 1,085-yard improvement from the 2015 season was the largest of any NFL player in 2016 and he led the NFL with 1,155 rushing yards from Week 6 through the end of the season.

Wide receiver Jarvis Landry also had a great first year under Gase. Landry caught 94 passes for 1,136 yards (12.1 avg.). He and Ajayi marked the second time a Dolphins team had produced a 1,000-yard rusher and 1,000-yard receiver in the same season.

In 2015, Gase was the offensive coordinator for the Chicago Bears. Under Gase, the Bears implemented a balanced offensive attack that improved the team's rushing totals from No. 27 in the season before Gase arrived in Chicago to No. 11 in 2015, as the unit averaged 25.6 more rushing yards per game. Bears quarterback Jay Cutler finished the 2015 season with the highest passer rating (92.3) of his career. Cutler also threw seven fewer interceptions than the previous season and his interception rate of 2.3 percent was the best showing of his career for a season where he played at least 12 games. In addition, Cutler's yards per attempt increased by 0.8, the second-largest one-year increase in his career.

Prior to joining the Bears, Gase spent six seasons (2009-14) with the Denver Broncos, during which the team compiled a 58-38 (.604) regular-season record, won four AFC West titles, three playoff games and an AFC Championship, including a trip to Super Bowl XLVIII.

While Gase was the Denver Broncos' offensive coordinator in 2013 and 2014, the Broncos led the NFL in scoring offense (34.0 points per game), total offense (430.1 yards per game) and passing offense (315.8 yards per game). During his two seasons as coordinator, seven players from the Broncos offense were named to the Pro Bowl: running back C.J. Anderson (2014), tackle Ryan Clady (2014), quarterback Peyton Manning (2013-14), wide receiver Emmanuel Sanders (2014), wide receiver Demaryius Thomas (2013-14), tight end Julius Thomas (2013-14) and guard Louis Vasquez (2013).

In 2014, the Broncos finished 12-4, winning the AFC West and earning a bye in the first round of the playoffs. Gase helped Denver finish second in scoring, averaging 30.1 points per contest. Manning continued his excellence, completing 66.2 percent of his passes and passing for 4,727 yards and 39 touchdowns. He set the NFL's career passing touchdown record on Oct. 19, 2014 against San Francisco. Demaryius Thomas broke the franchise's single-season receiving record with 1,619 receiving yards. He finished the year with 111 receptions, second in the league and a

career high. Wide receiver Emmanuel Sanders also set career highs in both receptions (101) and receiving yards (1,404), ranking No. 5 in the NFL in both categories. Running back C.J. Anderson, who entered the 2014 season with just seven career carries, was instrumental in helping Denver finish the season strong. In the final seven games of the regular season, Anderson carried the ball 140 times for 648 yards (4.6 avg.) and eight touchdowns as the Broncos won five of their last seven contests. He became the first Denver running back since 2004 to rush for 150-plus yards in consecutive games.

In 2013, Gase's first as offensive coordinator, the Broncos set NFL records in both points (606) and touchdowns (76) and Denver's scoring output increased by 7.8 points per game. The Broncos totaled 59.4 yards per game more than they did in 2012 and led the NFL with 5,444 passing yards and 55 passing touchdowns. The explosive offense helped Denver finish the regular season 13-3, winning the AFC West and earning the top seed in the AFC playoffs, where the Broncos won the conference title and played in Super Bowl XLVIII.

In addition to setting NFL team records, Gase also helped Manning have the most prolific season of any quarterback in NFL history. Manning's 5,477 passing yards and 55 passing touchdowns were both NFL records that still stand today. Manning earned his fifth NFL MVP award and also was honored as the Maxwell Club Player of the Year and AP Offensive Player of the Year.

In total, the Broncos set or tied 12 NFL offense and scoring records in the 2013 season with Gase as offensive coordinator: points (606), touchdowns (76), players with 10 or more touchdowns (5), passing first downs (293), games with 50-plus points (3), points in the second half (318), individual passing yards (Manning, 5,477), individual passing touchdowns (Manning, 55), most four-touchdown passing games (Manning, 9), most two-touchdown passing games (Manning, 15), most 400-yard passing games (Peyton Manning, 4) and most 90-plus passer rating games (Manning, 15).

The 2013 Broncos were one of just four teams in the past five seasons (2011-15) to have two 1,000-yard receivers and a 1,000-yard rusher. Wide receiver Demaryius Thomas was fourth in the NFL with 1,430 receiving yards, while fellow receiver Eric Decker ranked No. 9 with 1,288. Running back Knowshon Moreno rushed for 1,038 yards and 10 touchdowns. Denver became the only team in NFL history to have four players catch 10 or more touchdown passes in the same season. Demaryius Thomas led the way with 14 touchdown grabs, tight end Julius Thomas was second with 12, Decker finished with 11 and wide receiver Wes Welker totaled 10 touchdown receptions.

Gase served as Denver's quarterbacks coach from 2011-12. Manning joined the team in 2012 following 14 seasons with the Indianapolis Colts, including a 2011 campaign that he missed due to injury. With Gase as his position coach in 2012, Manning was wildly successful, finishing second in the league in passer rating (105.8), third in passing touchdowns (37) and sixth in passing yards (4,659). He earned the AP NFL Comeback Player of the Year award and was runner-up for NFL MVP. The Broncos won the AFC West with a 13-3 mark and finished the season on an 11-game winning streak. The team's passing offense was fifth in the NFL (283.4 yards per game) and the club finished second in scoring (30.1 points per game) and fourth in total offense (397.9 yards per game).

In 2011, Gase worked with quarterbacks Kyle Orton and Tim Tebow, helping lead the Broncos to the AFC West crown and a Wild Card playoff victory. Tebow rushed for 660 yards, the most by a quarterback in franchise history and 12th-most by an NFL quarterback ever. He also rushed for six touchdowns.

Gase joined the Broncos in 2009 as the wide receivers coach, a position he held for two seasons.

In 2010, he helped wide receiver Brandon Lloyd earn a Pro Bowl invitation after he led the league in receiving with 1,448 yards and 11 touchdowns. It was the first time a Broncos player had ever led the league in receiving yards. The 1,448 yards were 482 more than Lloyd recorded in any other season throughout his 11-year NFL career. He joined Brett Perriman (Detroit, 1995) as the only two players in NFL history to record their first 1,400-yard campaign in their eighth season or later.

Gase coached another Pro Bowl wide receiver in 2009 when Brandon Marshall caught 101 passes for 1,120 yards (11.1 avg.) and 10 touchdowns. The 101 receptions were the fourth-highest mark in the league and the Pro Bowl selection was Marshall's second of his young career. Marshall set a single-game NFL record with 21 receptions against Indianapolis on Dec. 13, 2009.

Gase spent the 2008 season as an offensive assistant for the San Francisco 49ers.

Prior to San Francisco, Gase held several roles for five seasons (2003-07) with the Detroit Lions. He coached the Lions' quarterbacks in 2007, working with quarterback Jon Kitna in one of the finest seasons of his career. Kitna passed for 4,068 yards, the second-most in his 14-year NFL career, and 18 touchdowns. His 4,068 passing yards ranked No. 6 in the NFL and he finished fifth with 355 completions.

Gase was an offensive quality control coach for the Lions in 2006. He began his NFL career as a scouting/coaching assistant for the Lions, a role he held from 2003 to 2005.

Gase began his coaching career as a defensive graduate assistant at LSU in 2000. He spent the following two seasons on the recruiting staff for Head Coach Nick Saban, winning a Southeastern Conference championship in 2001 and helping recruit a group of players that won the BCS National Championship in 2003.

He and his wife, Jennifer, have a daughter, McKenzie, and two sons, A.J. and Wyatt.





## 2017 MIAMI DOLPHINS OFFENSIVE AND STRENGTH & CONDITIONING COACHES



**CLYDE CHRISTENSEN**  
**OFFENSIVE COORDINATOR**

Born January 28, 1956, Covina, Calif.  
Quarterback Fresno City College 1975, North Carolina 1976-78. No pro playing experience. College coach: Mississippi 1979, East Tennessee State 1980-82, Temple 1983-85, East Carolina 1986-88, Holy Cross 1989-1990, South Carolina 1991, Maryland 1992-93, Clemson, 1994-95. Pro coach: Tampa Bay Buccaneers 1996-2001, Indianapolis Colts 2002-2015, joined Dolphins in 2016.



**DANNY BARRETT**  
**RUNNING BACKS**

Born December 18, 1961, Boynton Beach, Fla.  
Quarterback Cincinnati 1979-82. Pro quarterback Calgary Stampeders 1983-85, 1990-91, 1996, Toronto Argonauts 1985-88, BC Lions 1992-93, 1998, Ottawa Rough Riders 1994-95. College coach: Buffalo 2007-09, Central Florida 2011-15. Pro coach: Calgary Stampeders 1997, BC Lions 1998-99, Saskatchewan Roughriders 2000-06, joined Dolphins in 2016.



**SHANE DAY**  
**TIGHT ENDS**

Born September 27, 1974, Manhattan, Kan.  
Wide receiver Rhodes College 1995-96. No pro playing experience. College coach: Michigan 2005-06, Connecticut 2012-13. Pro coach: San Francisco 49ers 2007-09, Chicago Bears 2010-11, Washington Redskins 2014-15, joined Dolphins in 2016.



**JOSH GRIZZARD**  
**OFFENSIVE QUALITY CONTROL**

Born June 11, 1990, Zebulon, N.C.  
Defensive back Yale 2008-11. No pro playing experience. College coach: Yale 2012, Duke 2013-16. Pro coach: Joined Dolphins in 2017.



**BO HARDEGREE**  
**QUARTERBACKS**

Born July 5, 1984, Jackson, Tenn.  
Quarterback Tennessee 2003-06. No pro playing experience. College coach: Duke 2008-10, Louisiana State 2011-13. Pro coach: Denver Broncos 2014, Chicago Bears, 2015, joined Dolphins in 2016.



**SHAWN JEFFERSON**  
**WIDE RECEIVERS**

Born February 22, 1969, Jacksonville, Fla.  
Wide receiver Central Florida 1988-1990. Pro wide receiver San Diego Chargers 1991-95, New England Patriots 1996-99, Atlanta Falcons 2000-02, Detroit Lions 2003. No college coaching experience. Pro coach: Detroit Lions 2005-12, Tennessee Titans 2013-15, joined Dolphins in 2016.



**BEN JOHNSON**  
**ASSISTANT WIDE RECEIVERS**

Born May 11, 1986, Charleston, S.C.  
Quarterback North Carolina 2004-08. No pro playing experience. College coach: Boston College 2010-11. Pro coach: Joined Dolphins in 2012.



**CHRIS KUPER**  
**ASSISTANT OFFENSIVE LINE**

Born December 19, 1982, Anchorage, Alaska  
Guard North Dakota State 2001-05. Pro guard Denver Broncos 2006-13. No college coaching experience. Pro coach: Joined Dolphins in 2016.



**DAVE PULOKA**  
**HEAD STRENGTH & CONDITIONING**

Born January 12, 1979, Arlington, Mass.  
Linebacker Holy Cross 1997-2000. No pro playing experience. College coach: Stevens Institute of Technology 2005, Virginia 2006. Pro coach: Atlanta Falcons 2007, joined Dolphins in 2008.



**JIM ARTHUR**  
**ASSISTANT STRENGTH & CONDITIONING**

Born July 12, 1978, Cheshire, Conn.  
Attended Springfield (Mass.) College. No college or pro playing experience. College coach: Springfield College 2000, Louisiana Tech 2001, Boston College 2002. Pro coach: Buffalo Bills 2002-04, Chicago Bears 2005-15, joined Dolphins in 2016.



## 2017 MIAMI DOLPHINS DEFENSIVE AND SPECIAL TEAMS COACHES




**MATT BURKE**  
**DEFENSIVE COORDINATOR**  
Born March 25, 1976, Hudson, Mass.  
Safety Dartmouth 1994-97. No pro playing experience. College coach: Boston College 2000-02, Harvard 2003. Pro coach: Tennessee Titans 2006-08, Detroit Lions 2009-13, Cincinnati Bengals 2014-15, joined Dolphins in 2016.



**LOU ANARUMO**  
**DEFENSIVE BACKS**  
Born August 18, 1966, Staten Island, N.Y.  
Attended Wagner. No college or pro playing experience. College coach: U.S. Merchant Marine Academy 1989-1990, 1992-94, Wagner 1990, Syracuse 1990-91, Harvard 1995-2000, Marshall 2001-03, Purdue 2004-11. Pro coach: Joined Dolphins in 2012.



**CHARLIE BULLEN**  
**ASSISTANT LINEBACKERS**  
Born September 28, 1984, Palatine, Ill.  
Quarterback Harper College 2005-06. No pro playing experience. College coach: Iowa 2007-11. Pro coach: Joined Dolphins in 2012.



**FRANK BUSH**  
**ASST. HEAD COACH/LINEBACKERS**  
Born January 10, 1963, Athens, Ga.  
Linebacker North Carolina State 1981-1984. Pro linebacker Houston Oilers 1985-86. No college coaching experience. Pro coach: Houston Oilers 1987-1991 (scout), 1992-94, Denver Broncos 1995-2003, Arizona Cardinals 2004-06, Houston Texans 2007-2010, Tennessee Titans 2011-12, St. Louis/Los Angeles Rams 2013-16, joined Dolphins in 2017.




**ANDRE CARTER**  
**ASSISTANT DEFENSIVE LINE**  
Born May 12, 1979, Denver, Colo.  
Defensive end California 1997-2000, Pro defensive end San Francisco 49ers 2001-05, Washington Redskins 2006-10, New England Patriots 2011, Oakland Raiders 2012, New England Patriots 2013. College coach: California 2015. Pro coach: Joined Dolphins in 2017.



**DARONTE JONES**  
**ASSISTANT DEFENSIVE BACKS**  
Born November 11, 1978, Annapolis, Md.  
Defensive back Temple 1996, Morgan State 1997-2000. No pro playing experience. College coach: Lenoir-Rhyne 2001, Nicholls State 2002, Bowie State 2005-09, UCLA 2010, Hawaii 2012-14, Wisconsin. Pro coaching experience: Montreal Allouettes 2011, joined Dolphins in 2016.



**RUSTY MCKINNEY**  
**DEFENSIVE QUALITY CONTROL**  
Born October 17, 1980, Fairfax County, Va.  
Linebacker Towson 1998-2001. No pro playing experience. College coach: Saint Anselm 2008, Bentley University 2009-13. Pro coach: Cleveland Browns 2014-15, joined Dolphins in 2016.



**TERRELL WILLIAMS**  
**DEFENSIVE LINE**  
Born June 19, 1974, Los Angeles, Calif.  
Nose guard East Carolina 1995-98. No pro playing experience. College coach: Fort Scott (Kan.) C.C. 1998, North Carolina A&T 1999-2001, Youngstown State 2002-03, Akron 2004-05, Purdue 2006-09, Texas A&M 2010-11, Florida 2015. Pro coach: Oakland Raiders 2012-14, joined Dolphins in 2015



**DARREN RIZZI**  
**ASSOC. HEAD COACH/SPECIAL TEAMS COORD.**  
Born July 21, 1970, Hillsdale, N.J.  
Tight End Rhode Island 1988-1991. No pro playing experience. College coach: Rhode Island 1992, Colgate 1993, New Haven 1993-97, Northeastern 1998, New Haven 1999-2001 (head coach), Rutgers 2002-07, Rhode Island 2008 (head coach). Pro coach: Joined Dolphins in 2009.



**MARWAN MAALOUF**  
**ASSISTANT SPECIAL TEAMS**  
Born November 26, 1976, Strongsville, Ohio.  
Guard Baldwin-Wallace 1997-99. No pro playing experience. College coach: Baldwin-Wallace 2000, Fordham 2001, Rutgers 2002-03. Pro coach: Cleveland Browns 2004-06, Baltimore Ravens 2008-11, Indianapolis Colts 2012, joined Dolphins in 2013.



**JAY KAISER**  
**ASSISTANT TO THE HEAD COACH**  
Born April 8, 1974, Liberal, Kan.  
Attended Bethany. No college or pro playing experience. College coach: Bethany 1993-96, Northwest Missouri State 1997-98, Northern Iowa 1999, Toledo 2001, Kansas State 2002-08. Pro coach: Tampa Bay Buccaneers 2009-11, joined Dolphins in 2012.



**RYAN CONDON**  
**COACHING ASSISTANT**  
Born June 12, 1993, Westwood, N.J.  
Quarterback Ithaca College 2011-15. No pro playing experience. No college coaching experience. Pro coach: Joined Dolphins in 2015.







## SUPPLEMENTAL STATS





## 2017 STATISTICS

WON 2, LOST 2			
9/17/2017	W	19-17	at Los Angeles Chargers
9/24/2017	L	6-20	at New York Jets
10/1/2017	L	0-20	New Orleans Saints
10/8/2017	W	16-10	Tennessee Titans

	MIAMI	OPPONENT
<b>Total First Downs</b>	<b>60</b>	<b>76</b>
Rushing	14	14
Passing	39	53
Penalty	7	9
3rd Down: Made/Att	12/48	14/47
3rd Down Pct.	25.0%	29.8%
4th Down: Made/Att	0/5	1/2
4th Down Pct.	0.0%	50.0%
<b>Possession Avg.</b>	<b>28:08</b>	<b>31:52</b>
<b>Total Net Yards</b>	<b>925</b>	<b>1238</b>
Avg. Per Game	231.3	309.5
Total Plays	237	241
Avg. Per Play	3.9	5.1
<b>Net Yards Rushing</b>	<b>299</b>	<b>302</b>
Avg. Per Game	74.8	75.5
Total Rushes	93	96
<b>Net Yards Passing</b>	<b>626</b>	<b>936</b>
Avg. Per Game	156.5	234.0
Sacked/Yards Lost	10/80	10/53
Gross Yards	706	989
Attempts/Completions	134/82	135/99
Completion Pct.	61.2%	73.3%
Had Intercepted	4	0
<b>Punts/Average</b>	<b>25/47.4</b>	<b>22/50.1</b>
<b>Net Punting Avg.</b>	<b>42.0</b>	<b>46.0</b>
<b>Penalties/Yards</b>	<b>29/187</b>	<b>35/298</b>
<b>Fumbles/Ball Lost</b>	<b>4/1</b>	<b>7/3</b>
<b>Touchdowns</b>	<b>4</b>	<b>7</b>
Rushing	0	2
Passing	3	5
Returns	1	0

SCORE BY PERIODS	Q1	Q2	Q3	Q4	OT	PTS
<b>TEAM</b>	13	0	10	18	0	41
<b>OPPONENTS</b>	0	26	31	10	0	67

SCORING	TD	RU	PA	RT	PAT	FG	2Pt	PTS
C.Parkey	0	0	0	0	2/4	5/5	0	17
J.Landry	1	0	1	0	0/0	0/0	0	6
D.Parker	1	0	1	0	0/0	0/0	0	6
R.Jones	1	0	0	1	0/0	0/0	0	6
K.Stills	1	0	1	0	0/0	0/0	0	6
<b>TEAM</b>	<b>4</b>	<b>0</b>	<b>3</b>	<b>1</b>	<b>2/4</b>	<b>5/5</b>	<b>0</b>	<b>41</b>
<b>OPPONENTS</b>	<b>7</b>	<b>2</b>	<b>5</b>	<b>0</b>	<b>7/7</b>	<b>6/10</b>	<b>0</b>	<b>67</b>

**2-Pt. Conversions:** Team 0/ 0, Opponents: 0/ 0

**Sacks:** A.Branch 3.0, C.Wake 2.5, W.Hayes 1.0, C.Harris 1.0, N.Suh 1.0, K.Alonso 1.0, R.Jones 0.5 **Team: 10.0, Opponents: 10.0**





## 2017 STATISTICS

RUSHING	NO.	YDS	AVG	LONG	TD
J.Ajayi	76	261	3.4	20	0
J.Cutler	6	21	3.5	9	0
D.Williams	6	21	3.5	9	0
K.Drake	4	3	0.8	6	0
J.Landry	1	-7	-7.0	-7	0
<b>TEAM</b>	<b>93</b>	<b>299</b>	<b>3.2</b>	<b>20</b>	<b>0</b>
<b>OPPONENTS</b>	<b>96</b>	<b>302</b>	<b>3.1</b>	<b>26</b>	<b>2</b>

RECEIVING	NO.	YDS	AVG	LONG	TD
J.Landry	30	210	7.0	18	1
D.Parker	19	236	12.4	31	1
K.Stills	10	114	11.4	29t	1
J.Thomas	9	86	9.6	23	0
J.Ajayi	7	23	3.3	8	0
K.Drake	3	7	2.3	4	0
D.Williams	2	19	9.5	13	0
J.Grant	2	11	5.5	12	0
<b>TEAM</b>	<b>82</b>	<b>706</b>	<b>8.6</b>	<b>31</b>	<b>3</b>
<b>OPPONENTS</b>	<b>99</b>	<b>989</b>	<b>10.0</b>	<b>69t</b>	<b>5</b>

Fumbles Lost: J.Ajayi 1 Total: 1

Opponent Fumble Recoveries: R.Jones 2, M.Hull 1 Total: 3

PASSING	ATT	CMP	YDS	CMP%	YDS/ATT	TD	TD%	INT	INT%	LONG	SACK	LOST	RATING
J.Cutler	131	82	706	62.6%	5.4	3	2.3%	3	2.3	31	10/	80	74.8
M.Gray	1	0	0	0.0%	0.0	0	0.0%	0	0.0	0	0/	0	39.6
J.Landry	1	0	0	0.0%	0.0	0	0.0%	0	0.0	0	0/	0	39.6
M.Haack	1	0	0	0.0%	0.0	0	0.0%	1	100.0	0	0/	0	0.0
<b>TEAM</b>	<b>134</b>	<b>82</b>	<b>706</b>	<b>61.2%</b>	<b>5.3</b>	<b>3</b>	<b>2.2%</b>	<b>4</b>	<b>3.0%</b>	<b>31</b>	<b>10/</b>	<b>80</b>	<b>70.1</b>
<b>OPPONENTS</b>	<b>135</b>	<b>99</b>	<b>989</b>	<b>73.3%</b>	<b>7.3</b>	<b>5</b>	<b>3.7%</b>	<b>0</b>	<b>0.0%</b>	<b>69t</b>	<b>10/</b>	<b>53</b>	<b>106.1</b>

INTERCEPTIONS	NO.	YDS	AVG	LONG	TD
<b>TEAM</b>	<b>0</b>	<b>0</b>	<b>0.0</b>	<b>0</b>	<b>0</b>
<b>OPPONENTS</b>	<b>4</b>	<b>27</b>	<b>6.8</b>	<b>14</b>	<b>0</b>

PUNTING	NO	YDS	AVG	NET	TB	IN	LG	B
M.Haack	25	1185	47.4	42.0	2	8	64	0
<b>TEAM</b>	<b>25</b>	<b>1185</b>	<b>47.4</b>	<b>42.0</b>	<b>2</b>	<b>8</b>	<b>64</b>	<b>0</b>
<b>OPPONENTS</b>	<b>22</b>	<b>1103</b>	<b>50.1</b>	<b>46.0</b>	<b>0</b>	<b>10</b>	<b>71</b>	<b>0</b>

PUNT RETURNS	RET	FC	YDS	AVG	LONG	TD
J.Grant	8	3	53	6.6	14	0
J.Landry	6	0	37	6.2	13	0
<b>TEAM</b>	<b>14</b>	<b>3</b>	<b>90</b>	<b>6.4</b>	<b>14</b>	<b>0</b>
<b>OPPONENTS</b>	<b>10</b>	<b>4</b>	<b>94</b>	<b>9.4</b>	<b>23</b>	<b>0</b>

KICKOFF RETURNS	NO.	YDS	AVG	LONG	TD
J.Grant	5	104	20.8	25	0
K.Drake	3	71	23.7	34	0
<b>TEAM</b>	<b>8</b>	<b>175</b>	<b>21.9</b>	<b>34</b>	<b>0</b>
<b>OPPONENTS</b>	<b>7</b>	<b>128</b>	<b>18.3</b>	<b>23</b>	<b>0</b>

FIELD GOALS	1-19	20-29	30-39	40-49	50+
C.Parkey	0/0	1/1	2/2	1/1	1/1
<b>TEAM</b>	<b>0/0</b>	<b>1/1</b>	<b>2/2</b>	<b>1/1</b>	<b>1/1</b>
<b>OPPONENTS</b>	<b>0/0</b>	<b>1/1</b>	<b>0/0</b>	<b>5/9</b>	<b>0/0</b>





## 2017 STATISTICS

2017 MIAMI DOLPHINS INDIVIDUAL DEFENSIVE STATISTICS												
PLAYER	GP	SOLO	ASST	TOT	SACKS	YDS	TFL	QBH	INT	PD	FF	FR
Kiko Alonso	4	20	8	28	1	0	3	1	0	1	1	0
Reshad Jones	4	23	3	26	0.5	4.5	3	1	0	0	0	2
Xavien Howard	4	18	1	19	0	0	0	0	0	2	0	0
Mike Hull	4	12	7	19	0	0	1	1	0	0	0	1
Nate Allen	4	11	5	16	0	0	0	0	0	0	0	0
Lawrence Timmons	2	12	1	13	0	0	1	1	0	1	0	0
Cameron Wake	4	10	3	13	2.5	22.5	5	8	0	0	0	0
Ndamukong Suh	4	10	3	13	1	0	2	1	0	0	1	0
Chase Allen	4	12	0	12	0	0	0	0	0	0	0	0
Bobby McCain	4	7	2	9	0	0	0	0	0	0	0	0
Vincent Taylor	4	6	3	9	0	0	0	1	0	0	0	0
Byron Maxwell	2	8	0	8	0	0	0	0	0	0	1	0
Cordrea Tankersley	2	7	0	7	0	0	0	0	0	2	0	0
William Hayes	4	6	1	7	1	8	1	3	0	0	0	0
Andre Branch	4	5	2	7	3	10	2	3	0	0	0	0
Davon Godchaux	4	5	1	6	0	0	0	2	0	0	1	0
Rey Maulaluga	1	2	3	5	0	0	0	0	0	0	0	0
Charles Harris	4	3	1	4	1	8	1	4	0	1	0	0
Jordan Phillips	1	0	3	3	0	0	0	0	0	0	0	0
Michael Thomas	4	1	1	2	0	0	0	0	0	0	0	0
Alterraun Verner	4	1	0	1	0	0	0	0	0	0	0	0
<b>TOTALS</b>		<b>179</b>	<b>48</b>	<b>227</b>	<b>10.0</b>	<b>53</b>	<b>19</b>	<b>26</b>	<b>0</b>	<b>7</b>	<b>4</b>	<b>3</b>

**NOTE:** Special teams and miscellaneous tackles/fumbles not included above  
**DEFENSIVE TOUCHDOWNS:** Reshad Jones 38-yard fumble return vs. Tennessee (10/8).  
**MISCELLANEOUS TACKLES:** Jarvis Landry 2, Ja'Wuan James 1.  
**MISCELLANEOUS FORCED FUMBLES:** None.  
**MISCELLANEOUS FUMBLE RECOVERIES:** Ja'Wuan James 1.



## GAME-BY-GAME TEAM STATISTICS

2017 MIAMI DOLPHINS GAME-BY-GAME STATISTICS																			
GAME	SCORE				FIRST DOWNS				3RD DOWN		4TH DOWN		NET YARDS						
	PTS	OPP	DIFF	OT	TOT	RUSH	PASS	PEN	CON	ATT	CON	ATT	TOT	RUSH	PASS	TO	PEN	YDS	TOP
at L.A. Chargers	19	17	2	0	21	6	13	2	5	13	0	1	336	111	225	0	5	23	33:22
at N.Y. Jets	6	20	-14	0	16	0	12	4	1	12	0	3	225	30	195	2	8	51	23:52
NEW ORLEANS	0	20	-20	0	11	3	7	1	1	8	0	1	186	58	128	1	11	90	25:32
TENNESSEE	16	10	6	0	12	5	7	0	5	15	0	0	178	100	78	2	5	23	29:45
at Atlanta																			
NEW YORK																			
at Baltimore																			
OAKLAND																			
at Carolina																			
TAMPA BAY																			
at New England																			
DENVER																			
NEW ENGLAND																			
at Buffalo																			
at Kansas City																			
BUFFALO																			
<b>TOTALS</b>	<b>41</b>	<b>67</b>	<b>-26</b>	<b>0</b>	<b>60</b>	<b>14</b>	<b>39</b>	<b>7</b>	<b>12</b>	<b>48</b>	<b>0</b>	<b>5</b>	<b>925</b>	<b>299</b>	<b>626</b>	<b>5</b>	<b>29</b>	<b>187</b>	<b>28:08</b>

2017 OPPONENTS GAME-BY-GAME STATISTICS																			
GAME	SCORE				FIRST DOWNS				3RD DOWN		4TH DOWN		NET YARDS						
	PTS	OPP	DIFF	OT	TOT	RUSH	PASS	PEN	CON	ATT	CON	ATT	TOT	RUSH	PASS	TO	PEN	YDS	TOP
at L.A. Chargers	17	19	-2	0	24	3	19	2	2	8	0	0	367	44	323	0	6	56	26:38
at N.Y. Jets	20	6	14	0	16	4	9	3	4	13	0	0	336	103	233	1	10	94	36:08
NEW ORLEANS	20	0	20	0	22	4	16	2	6	13	1	2	347	86	261	0	8	71	34:28
TENNESSEE	10	16	-6	0	14	3	9	2	2	13	0	0	188	69	119	2	11	77	30:15
at Atlanta																			
NEW YORK																			
at Baltimore																			
OAKLAND																			
at Carolina																			
TAMPA BAY																			
at New England																			
DENVER																			
NEW ENGLAND																			
at Buffalo																			
at Kansas City																			
BUFFALO																			
<b>TOTALS</b>	<b>67</b>	<b>41</b>	<b>26</b>	<b>0</b>	<b>76</b>	<b>14</b>	<b>53</b>	<b>9</b>	<b>14</b>	<b>47</b>	<b>1</b>	<b>2</b>	<b>1238</b>	<b>302</b>	<b>936</b>	<b>3</b>	<b>35</b>	<b>298</b>	<b>31:52</b>



## GAME-BY-GAME TEAM DEFENSIVE STATISTICS

2017 MIAMI DOLPHINS GAME-BY-GAME TEAM DEFENSIVE STATISTICS											
GAME	SOLO	ASST	TOT	SACKS	YDS	TFL	QBH	INT	PD	FF	FR
at L.A. Chargers	42	19	61	1.0	8	5	5	0	0	0	0
at N.Y. Jets	43	15	58	2.0	16	5	5	0	1	2	1
NEW ORLEANS	55	2	57	1.0	7	5	5	0	1	0	0
TENNESSEE	39	12	51	6.0	22	4	11	0	5	2	2
at Atlanta											
NEW YORK											
at Baltimore											
OAKLAND											
at Carolina											
TAMPA BAY											
at New England											
DENVER											
NEW ENGLAND											
at Buffalo											
at Kansas City											
BUFFALO											
<b>TOTALS</b>	<b>179</b>	<b>48</b>	<b>227</b>	<b>10.0</b>	<b>53</b>	<b>19</b>	<b>26</b>	<b>0</b>	<b>7</b>	<b>4</b>	<b>3</b>

## TURNOVER DIFFERENTIAL

2017 MIAMI DOLPHINS TURNOVERS							
GAME	TAKEAWAYS			GIVEAWAYS			DIFF
	INT	FUM	TOTAL	INT	FUM	TOTAL	
at L.A. Chargers	0	0	0	0	0	0	0
at N.Y. Jets	0	1	1	2	0	2	-1
NEW ORLEANS	0	0	0	1	0	1	-1
TENNESSEE	0	2	2	1	1	2	0
at Atlanta							
N.Y. JETS							
at Baltimore							
OAKLAND							
at Carolina							
TAMPA BAY							
at New England							
DENVER							
NEW ENGLAND							
at Buffalo							
at Kansas City							
BUFFALO							
<b>TOTAL</b>	<b>0</b>	<b>3</b>	<b>3</b>	<b>4</b>	<b>1</b>	<b>5</b>	<b>-2</b>





## SPECIAL TEAMS

2017 MIAMI DOLPHINS TEAM SPECIAL TEAMS STATISTICS								
GAME	SOLO	ASST	TOT	FF	FR	BFG	BPAT	BPNT
at L.A. Chargers	5	1	6	0	0	0	0	0
at N.Y. Jets	3	0	3	0	1	0	0	0
NEW ORLEANS	3	0	3	0	0	0	0	0
TENNESSEE	4	0	4	0	0	0	0	0
at Atlanta								
NEW YORK								
at Baltimore								
OAKLAND								
at Carolina								
TAMPA BAY								
at New England								
DENVER								
NEW ENGLAND								
at Buffalo								
at Kansas City								
BUFFALO								
<b>TOTALS</b>	<b>15</b>	<b>1</b>	<b>16</b>	<b>0</b>	<b>1</b>	<b>0</b>	<b>0</b>	<b>0</b>

2017 MIAMI DOLPHINS INDIVIDUAL SPECIAL TEAMS STATISTICS								
PLAYER	SOLO	ASST	TOT	FF	FR	BFG	BPAT	BPNT
M. Thomas	3	0	3	0	0	0	0	0
K. Drake	2	0	2	0	0	0	0	0
M. Hull	2	0	2	0	0	0	0	0
B. McCain	2	0	2	0	0	0	0	0
C. Allen	1	0	1	0	0	0	0	0
J. Denney	1	0	1	0	0	0	0	0
T. Fede	1	0	1	0	0	0	0	0
M. Gray	1	0	1	0	0	0	0	0
J. March-Lillard	0	1	1	0	0	0	0	0
S. Perry	1	0	1	0	0	0	0	0
D. Williams	1	0	1	0	0	0	0	0
J. Grant	0	0	0	0	1	0	0	0
<b>TOTALS</b>	<b>15</b>	<b>1</b>	<b>16</b>	<b>0</b>	<b>1</b>	<b>0</b>	<b>0</b>	<b>0</b>

2017 MIAMI DOLPHINS KICKOFF STATISTICS									
PLAYER	GP	KO	TB	PCT	YDS	AVG	RET	RET YDS	AVG START
C. Parkey	4	12	5	41.7%	769	64.1	7	128	20.7
<b>Total</b>	<b>4</b>	<b>12</b>	<b>5</b>	<b>41.7%</b>	<b>769</b>	<b>64.1</b>	<b>7</b>	<b>128</b>	<b>20.7</b>



## DRIVE PRODUCTION

2017 MIAMI DOLPHINS GAME-BY-GAME DRIVE PRODUCTION										
GAME	POSS	TD	FGM	FGA	PUNT	INT	FUM	DWNS	TIME	SAF
at L.A. Chargers	10	1	4	4	3	0	0	1	1	0
at N.Y. Jets	12	1	0	0	7	2	0	2	0	0
NEW ORLEANS	9	0	0	0	6	1	0	1	1	0
TENNESSEE	14	1	1	1	9	1	1	0	1	0
at Atlanta										
NEW YORK										
at Baltimore										
OAKLAND										
at Carolina										
TAMPA BAY										
at New England										
DENVER										
ARZ										
at Buffalo										
at Kansas City										
BUFFALO										
<b>TOTALS</b>	<b>45</b>	<b>3</b>	<b>5</b>	<b>5</b>	<b>25</b>	<b>4</b>	<b>1</b>	<b>4</b>	<b>3</b>	<b>0</b>

2017 OPPONENTS GAME-BY-GAME DRIVE PRODUCTION										
GAME	POSS	TD	FGM	FGA	PUNT	INT	FUM	DWNS	TIME	SAF
at L.A. Chargers	9	2	1	3	4	0	0	0	0	0
at N.Y. Jets	12	2	2	3	5	0	1	0	1	0
NEW ORLEANS	9	2	2	3	3	0	0	1	0	0
TENNESSEE	15	1	1	1	10	0	2	0	1	0
at Atlanta										
NEW YORK										
at Baltimore										
OAKLAND										
at Carolina										
TAMPA BAY										
at New England										
DENVER										
ARZ										
at Buffalo										
at Kansas City										
BUFFALO										
<b>TOTALS</b>	<b>45</b>	<b>7</b>	<b>6</b>	<b>10</b>	<b>22</b>	<b>0</b>	<b>3</b>	<b>1</b>	<b>2</b>	<b>0</b>



## RED ZONE PRODUCTION

2017 MIAMI DOLPHINS GAME-BY-GAME RED ZONE PRODUCTION											
GAME	POSS	TD	FGM	FGA	INT	FUM	DWNS	TIME	RZ PLAYS	RZ RUSH	RZ PASS
at L.A. Chargers	3	0	3	3	0	0	0	0	11	4	7
at N.Y. Jets	1	1	0	0	0	0	0	0	3	1	2
NEW ORLEANS	1	0	0	0	1	0	0	0	1	0	1
TENNESSEE	1	1	0	0	0	0	0	0	4	2	2
at Atlanta											
NEW YORK											
at Baltimore											
OAKLAND											
at Carolina											
TAMPA BAY											
at New England											
DENVER											
NEW ENGLAND											
at Buffalo											
at Kansas City											
BUFFALO											
<b>TOTALS</b>	<b>6</b>	<b>2</b>	<b>3</b>	<b>3</b>	<b>1</b>	<b>0</b>	<b>0</b>	<b>0</b>	<b>19</b>	<b>7</b>	<b>12</b>

2017 OPPONENT GAME-BY-GAME RED ZONE PRODUCTION											
GAME	POSS	TD	FGM	FGA	INT	FUM	DWNS	TIME	RZ PLAYS	RZ RUSH	RZ PASS
at L.A. Chargers	3	2	0	1	0	0	0	0	7	2	5
at N.Y. Jets	2	1	1	1	0	0	0	0	6	4	2
NEW ORLEANS	4	2	1	2	0	0	0	0	12	5	7
TENNESSEE	1	1	0	0	0	0	0	0	2	1	1
at Atlanta											
NEW YORK											
at Baltimore											
OAKLAND											
at Carolina											
TAMPA BAY											
at New England											
DENVER											
NEW ENGLAND											
at Buffalo											
at Kansas City											
BUFFALO											
<b>TOTALS</b>	<b>10</b>	<b>6</b>	<b>2</b>	<b>4</b>	<b>0</b>	<b>0</b>	<b>0</b>	<b>0</b>	<b>27</b>	<b>12</b>	<b>15</b>





## PENALTIES

2017 GAME-BY-GAME PENALTIES						
GAME	MIAMI			OPPONENTS		
	PEN	YDS	1DWNS	PEN	YDS	1DWNS
at L.A. Chargers	5	23	2	6	56	2
at N.Y. Jets	8	51	3	10	94	4
NEW ORLEANS	11	90	2	8	71	1
TENNESSEE	5	23	2	11	77	0
at Atlanta						
NEW YORK						
at Baltimore						
OAKLAND						
at Carolina						
TAMPA BAY						
at New England						
DENVER						
NEW ENGLAND						
at Buffalo						
at Kansas City						
BUFFALO						
<b>TOTALS</b>	<b>29</b>	<b>187</b>	<b>9</b>	<b>35</b>	<b>298</b>	<b>7</b>

## REPLAY REVIEWS

2017 REPLAY CHALLENGES BY DOLPHINS		
GAME	INITIAL RULING	RULING
L.A. CHARGERS (9/17)	J.Cutler pass incomplete deep right to D.Parker (K. Emanuel). Miami challenged the incomplete pass ruling.	Upheld

2017 REPLAY CHALLENGES BY OPPONENT		
GAME	INITIAL RULING	RULING
N.Y. JETS (9/24)	J. Cutler pass short left to K. Stills. NY Jets challenged the pass completion ruling.	Upheld

2017 REVIEWS BY REPLAY ASSISTANT		
GAME	INITIAL RULING	RULING
N.Y. JETS (9/24)	B. Powell left end for 1 yard, TOUCHDOWN. Replay Official reviewed the runner broke the plane ruling.	Upheld
NEW ORLEANS (10/1)	J.Cutler pass short left to K.Stills to MIA 11 for 5 yards (M.Lattimore). FUMBLES (M.Lattimore), ball out of bounds at MIA 11. The Replay Official reviewed the loose ball recovery ruling.	Reversed
TENNESSEE (10/8)	M.Cassel sacked at TEN 24 for -7 yards (K.Alonso). FUMBLES (K.Alonso), RECOVERED by MIA-R.Jones at TEN 38. R.Jones for 38 yards, TOUCHDOWN. The Replay Official reviewed the fumble ruling.	Upheld



## THIRD AND FOURTH DOWNS

2017 GAME-BY-GAME THIRD DOWNS						
GAME	MIAMI			OPPONENTS		
	MADE	ATT	PCT	MADE	ATT	PCT
at L.A. Chargers	5	13	38.5	2	8	25.0
at N.Y. Jets	1	12	8.3	4	13	30.8
NEW ORLEANS	1	8	12.5	6	13	46.2
TENNESSEE	5	15	33.3	2	13	15.4
at Atlanta						
NEW YORK						
at Baltimore						
OAKLAND						
at Carolina						
TAMPA BAY						
at New England						
DENVER						
NEW ENGLAND						
at Buffalo						
at Kansas City						
BUFFALO						
<b>TOTALS</b>	<b>12</b>	<b>48</b>	<b>25.0</b>	<b>14</b>	<b>47</b>	<b>29.8</b>

2017 GAME-BY-GAME FOURTH DOWNS						
GAME	MIAMI			OPPONENTS		
	MADE	ATT	PCT	MADE	ATT	PCT
at L.A. Chargers	0	1	0.0	0	0	0.0
at N.Y. Jets	0	3	0.0	0	0	0.0
NEW ORLEANS	0	1	0.0	1	2	50.0
TENNESSEE	0	0	0.0	0	0	0.0
at Atlanta						
NEW YORK						
at Baltimore						
OAKLAND						
at Carolina						
TAMPA BAY						
at New England						
DENVER						
NEW ENGLAND						
at Buffalo						
at Kansas City						
BUFFALO						
<b>TOTALS</b>	<b>0</b>	<b>5</b>	<b>0.0</b>	<b>1</b>	<b>2</b>	<b>50.0</b>



## QUARTER-BY-QUARTER SCORING

2017 QUARTER-BY-QUARTER SCORING													
GAME	W/L	MIAMI						OPPONENTS					
		1Q	2Q	3Q	4Q	OT	TOT	1Q	2Q	3Q	4Q	OT	TOT
at L.A. Chargers	W	3	0	10	6	-	19	0	10	7	0	-	17
at N.Y. Jets	L	0	0	0	6	-	6	0	10	10	0	-	20
NEW ORLEANS	L	0	0	0	0	-	0	0	3	7	10	-	20
TENNESSEE	W	10	0	0	6	-	16	0	3	7	0	-	10
at Atlanta													
NEW YORK													
at Baltimore													
OAKLAND													
at Carolina													
TAMPA BAY													
at New England													
DENVER													
NEW ENGLAND													
at Buffalo													
at Kansas City													
BUFFALO													
<b>TOTALS</b>	<b>2-2</b>	<b>13</b>	<b>0</b>	<b>10</b>	<b>18</b>	<b>0</b>	<b>41</b>	<b>0</b>	<b>26</b>	<b>31</b>	<b>10</b>	<b>0</b>	<b>67</b>

## LONGEST DRIVES

2017 MIAMI DOLPHINS LONGEST DRIVES		
PLAYS	NET YARDS	TIME
14 (at L.A. Chargers, 9/17)	81 (vs. New Orleans, 10/1)	8:32 (vs. New Orleans, 10/1)

2017 OPPONENTS LONGEST DRIVES		
PLAYS	NET YARDS	TIME
14 (vs. New Orleans, 10/1)	87 (vs. New Orleans, 10/1)	7:13 (vs. New Orleans, 10/1)

## INACTIVES

2017 MIAMI DOLPHINS GAME-BY-GAME INACTIVES							
at L.A. Chargers	Tankersley	McTyer	Mauluga	Asiata	E. Smith	Young	Timmons
at N.Y. Jets	Tankersley	McTyer	Mauluga	Asiata	E. Smith	Young	Phillips
NEW ORLEANS	McTyer	Maxwell	Mauluga	Asiata	E. Smith	Young	Phillips
TENNESSEE	M. Smith	McTyer	Maxwell	Anthony	Asiata	Young	Phillips
at Atlanta							
NEW YORK							
at Baltimore							
OAKLAND							
at Carolina							
TAMPA BAY							
at New England							
DENVER							
NEW ENGLAND							
at Buffalo							
at Kansas City							
BUFFALO							



## STARTERS

2017 MIAMI DOLPHINS GAME-BY-GAME OFFENSE STARTERS											
GAME	WR	LT	LG	C	RG	RT	TE	WR	QB	RB	WR
at L.A. Chargers	Stills	Tunsil	Steen	Pouncey	Bushrod	James	J. Thomas	Parker	Cutler	Ajayi	Landry
at N.Y. Jets	Stills	Tunsil	Steen	Pouncey	Bushrod	James	J. Thomas	Parker	Cutler	Ajayi	Landry
NEW ORLEANS	Stills	Tunsil	Steen	Pouncey	Bushrod	James	J. Thomas	Parker	Cutler	Ajayi	Landry
TENNESSEE	Stills	Tunsil	Steen	Pouncey	Bushrod	James	Fasano	Parker	Cutler	Ajayi	Landry
at Atlanta											
NEW YORK											
at Baltimore											
OAKLAND											
at Carolina											
TAMPA BAY											
at New England											
DENVER											
NEW ENGLAND											
at Buffalo											
at Kansas City											
BUFFALO											

2017 MIAMI DOLPHINS GAME-BY-GAME DEFENSE STARTERS											
GAME	DE	DT	DT	DE	LB	LB	LB	CB	CB	S	S
at L.A. Chargers	Branch	Suh	Phillips	Wake	Alonso	Hull	C. Allen	Maxwell	Howard	Jones	N. Allen
at N.Y. Jets	Branch	Suh	Godchaux	Wake	Alonso	Hull	McCain (CB)	Maxwell	Howard	Jones	N. Allen
NEW ORLEANS	Branch	Suh	Godchaux	Wake	Alonso	Hull	Timmons	Tankersley	Howard	Jones	N. Allen
TENNESSEE	Branch	Suh	Godchaux	Wake	Alonso	Mauluga	Timmons	Tankersley	Howard	Jones	N. Allen
at Atlanta											
NEW YORK											
at Baltimore											
OAKLAND											
at Carolina											
TAMPA BAY											
at New England											
DENVER											
NEW ENGLAND											
at Buffalo											
at Kansas City											
BUFFALO											





## PARTICIPATION

2017 MIAMI DOLPHINS PARTICIPATION CHART																				
NAME	LAC	NYJ	NO	TEN	ATL	NYJ	BAL	OAK	CAR	TB	NE	DEN	NE	BUF	KC	BUF	GP	GS	DNP	INA
Aikens, Walt	X	X	X	X													4	0	0	0
Ajayi, Jay	RB	RB	RB	RB													4	4	0	0
Allen, Chase	LB	X	X	X													4	1	0	0
Allen, Nate	S	S	S	S													4	4	0	0
Alonso, Kiko	LB	LB	LB	LB													4	4	0	0
Anthony, Stephone	NOR	DNP	X	INA													1	0	1	1
Asiata, Isaac	INA	INA	INA	INA													0	0	0	4
Barrow, Lamin	IR	IR	IR	IR													0	0	0	0
Branch, Andre	DE	DE	DE	DE													4	4	0	0
Brendel, Jake	X	X	X	X													4	0	0	0
Bushrod, Jermon	RG	RG	RG	RG													4	4	0	0
Carroo, Leonte	X	X	X	X													4	0	0	0
Cutler, Jay	QB	QB	QB	QB													4	4	0	0
Davis, Jesse	X	X	X	X													4	0	0	0
Denney, John	X	X	X	X													4	0	0	0
Doughty, Brandon	PS	PS	PS	PS													0	0	0	0
Drake, Kenyan	X	X	X	X													4	0	0	0
Duarte, Thomas	PS	PS	PS	PS													0	0	0	0
Fasano, Anthony	X	X	X	TE													4	1	0	0
Fede, Terrence	X	X	X	X													4	0	0	0
Ford, Isaiah	IR	IR	IR	IR													0	0	0	0
Godchaux, Davon	X	DT	DT	DT													4	3	0	0
Grant, Jakeem	X	X	X	X													4	0	0	0
Gray, MarQueis	X	X	X	X													4	0	0	0
Haack, Matt	X	X	X	X													4	0	0	0
Harris, Charles	X	X	X	X													4	0	0	0
Hayes, William	X	X	X	X													4	0	0	0
Hickey, Sean	PS	PS	PS	PS													0	0	0	0
Howard, Xavien	CB	CB	CB	CB													4	4	0	0
Hull, Mike	LB	LB	LB	X													4	3	0	0
James, Ja'Wuan	RT	RT	RT	RT													4	4	0	0
Jones, Reshad	S	S	S	S													4	4	0	0
Landry, Jarvis	WR	WR	WR	WR													4	4	0	0
Larsen, Ted	IR	IR	IR	IR													0	0	0	0
Lewis, Malcolm	PS	PS	PS	PS													0	0	0	0
Lippett, Tony	IR	IR	IR	IR													0	0	0	0
Listenbee, Kolby	NOR	NOR	NOR	PS													0	0	0	0
Lucas, Jordan	PS	PS	PS	X													1	0	0	0
Malveaux, Cameron	PS	PS	PS	PS													0	0	0	0
March-Lillard, Justin	X	X	NOR	NOR													2	0	0	0
Mauluga, Rey	INA	INA	INA	LB													1	1	0	3
Maxwell, Byron	CB	CB	INA	INA													2	2	0	2
McCain, Bobby	X	CB	X	X													4	1	0	0
McDonald, T.J.	SUSP	SUSP	SUSP	SUSP													0	0	0	0
McMillan, Raekwon	IR	IR	IR	IR													0	0	0	0
McTyer, Torry	INA	INA	INA	INA													0	0	0	4
Misi, Koa	IR	IR	IR	IR													0	0	0	0
Moore, Matt	DNP	DNP	DNP	DNP													0	0	4	0
Morgan, Drew	PS	PS	PS	PS													0	0	0	0
Parker, DeVante	WR	WR	WR	WR													4	4	0	0
Parkey, Cody	X	X	X	X													4	0	0	0
Perry, Seniorise	X	X	X	X													4	0	0	0
Phillips, Jordan	DT	INA	INA	INA													1	1	0	3
Pouncey, Mike	C	C	C	C													4	4	0	0
Reilly, Trevor	PS	PS	PS	PS													0	0	0	0
Scott, Rashawn	PUP	PUP	PUP	PUP													0	0	0	0
Smith, De'Veon	PS	PS	PS	PS													0	0	0	0
Smith, Eric	INA	INA	INA	IR													0	0	0	3
Smith, Maurice	X	X	X	INA													3	0	0	1
Steen, Anthony	LG	LG	LG	LG													4	4	0	0
Stills, Kenny	WR	WR	WR	WR													4	4	0	0
Suh, Ndamukong	DT	DT	DT	DT													4	4	0	0
Tankersley, Cordrea	INA	INA	CB	CB													2	2	0	2
Tannehill, Ryan	IR	IR	IR	IR													0	0	0	0
Taylor, Vincent	X	X	X	X													4	0	0	0
Thomas, Julius	TE	TE	TE	X													4	3	0	0
Thomas, Michael	X	X	X	X													4	0	0	0
Timmons, Lawrence	INA	SUSP	LB	LB													2	2	0	1
Tunsil, Laremy	LT	LT	LT	LT													4	4	0	0
Verner, Alterraun	X	X	X	X													4	0	0	0
Wake, Cameron	DE	DE	DE	DE													4	4	0	0
Williams, Damien	X	X	X	X													4	0	0	0
Wright, Gabe	PS	PS	PS	PS													0	0	0	0
Young, Sam	INA	INA	INA	INA													0	0	0	4

POSITION IN CAPS = STARTER  
 X = PLAYED/SUBSTITUTED  
 DNP = DID NOT PLAY

INA = INACTIVE  
 IR = INJURED RESERVE  
 NOR = NOT ON ROSTER

SUSP = SUSPENDED  
 PS = PRACTICE SQUAD  
 PUP = PHYSICALLY UNABLE TO PERFORM

NFI - NON-FOOTBALL INJURY



## THE LAST TIME IT HAPPENED

THE LAST TIME (TEAM)		
BY DOLPHINS		BY OPPONENT
34-31, at Buffalo, 12/24/16	WON IN OVERTIME	21-24, at Arizona, 9/30/12
19-17, at L.A. Chargers, 9/17/17	WON BY SCORING IN THE LAST 2 MINUTES	10-12, at Seattle, 9/11/16
34-31, at Buffalo, 12/24/16	TIED BY SCORING IN THE LAST 2 MINUTES	21-24, at Arizona, 9/30/12
37-0, vs. San Diego, 11/2/14	SHUTOUT	0-20, vs. New Orleans, 10/1/17
34-13, at N.Y. Jets, 12/17/16	WON BY 20+ POINTS	0-20, vs. New Orleans, 10/1/17
24-23, vs. Buffalo, 12/4/05	WON AFTER TRAILING BY 20+ POINTS	34-46, vs. New Orleans, 10/25/09
38-10, at Tennessee, 10/18/15	HELD A 28+ POINT LEAD	6-38, at Baltimore, 12/4/16
34-13, at N.Y. Jets, 12/17/16	HELD A 21+ POINT LEAD	14-35, vs. New England, 1/1/17
21 (3rd quarter), at N.Y. Jets, 12/17/16	SCORED 20+ POINTS IN A QUARTER	24 (3rd quarter), at New England, 12/14/14
21 (2nd half), at N.Y. Jets, 12/17/16	SCORED 20+ POINTS IN A HALF	20 (1st half), vs. New England, 1/1/17
22-9, vs. Buffalo, 11/13/14	HELD OPPONENT WITHOUT A TD	0-20, vs. New Orleans, 10/1/17
1 offense & 1 defense, vs. Tennessee, 10/8/17	SCORED TD ON OFFENSE AND DEFENSE	1 offense & 1 defense, vs. Cleveland, 9/25/16
1 offense, 1 defense, 2 special teams, at N.Y. Jets, 11/1/09	SCORED TD ON OFFENSE, DEFENSE & SPECIAL TEAMS	2 offense, 1 defense & 2 special teams, at New England, 10/4/10
vs. Minnesota, 12/21/14	SCORED SAFETY	vs. Indianapolis, 12/26/15



## THE LAST TIME IT HAPPENED

THE LAST TIME (OFFENSE)		
BY DOLPHINS		BY OPPONENT
Has never happened	600+ NET YARDS OF OFFENSE	622, vs. New England, 9/12/11
503, vs. Houston, 10/25/15	500+ NET YARDS OF OFFENSE	589, at Buffalo, 12/24/16
494, at Buffalo, 12/24/16	400+ NET YARDS OF OFFENSE	589, at Buffalo, 12/24/16
315, vs. Baltimore, 11/11/73	300+ NET RUSHING YARDS	305, at Pittsburgh, 12/18/88
261, at Buffalo, 12/24/16	200+ NET RUSHING YARDS	272, at Buffalo, 12/24/16
206, Jay Ajayi, at Buffalo, 12/24/16	200-YARD RUSHING GAME	203, Rueben Mayes, vs. New Orleans, 12/7/86
206, Jay Ajayi, at Buffalo, 12/24/16	150-YARD RUSHING GAME	166, Chris Ivory, vs. N.Y. Jets, 10/4/15
122, Jay Ajayi, at L.A. Chargers, 9/17/17	100-YARD RUSHING GAME	128, LeSean McCoy, at Buffalo, 12/24/16
Mercury Morris (125) and Don Nottingham (102), at Green Bay, 10/5/75	TWO 100-YARD RUSHERS	LeSean McCoy (112) and Karlos Williams (110), at Buffalo, 11/8/15
Jay Ajayi (3), 204, vs. Pittsburgh, 10/16/16, 214, vs. Buffalo, 10/23/16 and 111 vs. N.Y. Jets, 11/6/16	CONSECUTIVE 100-YARD RUSHING GAMES	C.J. Anderson, 167, at Denver, 11/23/14 and Chris Johnson, 105, at N.Y. Jets, 12/1/14
Jay Ajayi (206) and Damien Williams (56), at Buffalo, 12/24/16	COMBINED 200-YARDS RUSHING BY 2 PLAYERS	LeSean McCoy (128) and Mike Gillislee (91), at Buffalo, 12/24/16
32, Jay Ajayi, at Buffalo, 12/24/16	30+ CARRIES	32, Knile Davis, vs. Kansas City, 9/21/14
25, Jay Ajayi, vs. Tennessee, 10/8/17	25+ CARRIES	27, DeMarco Murray, vs. Tennessee, 10/9/16
85t, Lamar Miller, vs. Houston, 10/25/15	80+ YARD RUSHING PLAY	Has never happened
62, Jay Ajayi, vs. Pittsburgh, 10/16/16	60+ YARD RUSHING PLAY	60, Darrius Heyward-Bey, vs. Pittsburgh, 10/16/16
57, Jay Ajayi, at Buffalo, 12/24/16 46, Kenyan Drake, at Buffalo, 12/24/16	40+ YARD RUSHING PLAY	56t, J.J. Nelson, vs. Arizona, 12/11/16
2, Jay Ajayi, vs. Pittsburgh, 10/16/16	2+ RUSHING TOUCHDOWNS	2, Frank Gore, vs. Indianapolis, 12/27/15
442, at Cincinnati, 10/1/95	400+ NET PASSING YARDS (TEAM)	419, at Indianapolis, 11/4/12
311, vs. Cleveland, 9/25/16	300+ NET PASSING YARDS (TEAM)	323, at L.A. Chargers, 9/17/17
58, Ryan Tannehill, at N.Y. Jets, 11/29/15	50+ PASS ATTEMPTS	56, Tom Brady, vs. New England, 9/7/14
44, Jay Cutler, at N.Y. Jets, 9/24/17	40+ PASS ATTEMPTS	41, Drew Brees, vs. New Orleans, 10/1/17
32, Ryan Tannehill, at New England, 9/18/16	30+ COMPLETIONS	31, Philip Rivers, at L.A. Chargers, 9/17/17
26, Jay Cutler, at N.Y. Jets, 9/24/17	25+ COMPLETIONS	29, Drew Brees, vs. New Orleans, 10/1/17
vs. New England, 1/1/17	NO SACKS ALLOWED	vs. New England, 1/1/17



## THE LAST TIME IT HAPPENED

THE LAST TIME (OFFENSE)		
BY DOLPHINS		BY OPPONENT
158.3, Ryan Tannehill, at Houston, 10/25/15	PERFECT PASSER RATING (158.3) <i>(MIN. 20 ATTEMPTS)</i>	158.3, Geno Smith, vs. N.Y. Jets, 12/28/14
319, Ryan Tannehill, vs. Cleveland, 9/25/16	300+ YARD PASSER	329, Tyrod Taylor, at Buffalo, 12/24/16
Ryan Tannehill, 389, at New England, 9/18/16 and 319, vs. Cleveland, 9/25/16	CONSECUTIVE 300+ YARD PASSING GAMES	Philip Rivers, 331, at San Diego, 12/14/15 and Eli Manning, 337, vs. N.Y. Giants, 12/20/15
4, Matt Moore, at N.Y. Jets, 12/17/16	4+ TD PASSES	4, Joe Flacco, at Baltimore, 12/4/16
4, Matt Moore, at N.Y. Jets, 12/17/16	3+ TD PASSES	3, Tom Brady, vs. New England, 1/1/17
15, Chris Chambers, vs. Buffalo, 12/4/05	15+ RECEPTIONS	15, Isaac Bruce, at St. Louis, 12/24/95
13, Jarvis Landry, at L.A. Chargers, 9/17/17	10+ RECEPTIONS	10, Alvin Kamara, vs. New Orleans, 10/1/17
253, Brian Hartline, at Arizona, 9/30/12	200-YARD RECEIVER	221, Eric Decker, vs. N.Y. Jets, 12/28/14
253, Brian Hartline, at Arizona, 9/30/12	150-YARD RECEIVER	151, Julian Edelman, vs. New England, 1/1/17
108, Jarvis Landry, at N.Y. Jets, 12/17/16	100-YARD RECEIVER	100, Keenan Allen, at L.A. Chargers, 9/17/17
Jarvis Landry (137) and DeVante Parker (106) at New England, 9/18/16	TWO 100-YARD RECEIVERS IN SAME GAME	Calvin Johnson (113) and Golden Tate (109) at Detroit, 11/9/14
Jarvis Landry, 103, vs. Arizona, 12/11/16 and 108, at N.Y. Jets, 12/17/16	CONSECUTIVE 100-YARD RECEIVING GAMES	Sammy Watkins, 154, at Buffalo, 12/24/16, Julian Edelman, 151, vs. New England, 1/1/17, Keenan Allen, 100, at L.A. Chargers, 9/17/17
DeVante Parker, 106 (second half), at New England, 9/18/16	100-YARDS RECEIVING IN A HALF	Tyrell Williams, 109 (second half), at San Diego, 11/13/16
Has never happened	90+ YARD PASSING PLAY	99t, Tom Brady to Wes Welker, vs. New England, 9/12/11
80, Ryan Tannehill to Brian Hartline, at Arizona, 9/30/12	80+ YARD PASSING PLAY	84, Eli Manning to Odell Beckham Jr., vs. N.Y. Giants, 12/14/15
66t, Matt Moore to Jarvis Landry, at N.Y. Jets, 12/17/16	60+ YARD PASSING PLAY	69, Josh McCown to Robby Anderson, at N.Y. Jets, 9/24/17
56, Matt Moore to DeVante Parker, at Buffalo, 12/24/16	50+ YARD PASSING PLAY	69, Josh McCown to Robby Anderson, at N.Y. Jets, 9/24/17
56, Matt Moore to DeVante Parker, at Buffalo, 12/24/16	40+ YARD PASSING PLAY	69, Josh McCown to Robby Anderson, at N.Y. Jets, 9/24/17
3, Lamar Thomas, vs. Denver, 12/21/98	3+ TD RECEPTIONS	3, Danny Woodhead, at San Diego, 12/20/15
2, Dion Sims, at N.Y. Jets, 12/17/16	2+ TD RECEPTIONS	2, Charles Clay, at Buffalo, 12/24/16
Arian Foster (38 rushing and 62 receiving), at Seattle, 9/11/16	LED TEAM IN RUSHING & RECEIVING IN SAME GAME	Bilal Powell (84 rushing and 78 receiving), at N.Y. Jets, 12/17/16
Jay Ajayi (214 rushing) and Kenny Stills (100 receiving) vs. Buffalo, 10/23/16	100-YARD RUSHER & 100-YARD RECEIVER IN SAME GAME	LeSean McCoy (128 rushing) and Sammy Watkins (154 receiving) at Buffalo, 12/24/16
Dan Marino (307 passing), Mark Higgs (131 rushing) and Tony Martin (106 receiving), vs. Tampa Bay, 12/1/91	100-YARD RUSHER, 100-YARD RECEIVER & 300-YARD PASSER IN SAME GAME	Tyrod Taylor (329 passing), LeSean McCoy (128 rushing), Sammy Watkins (154 receiving), at Buffalo, 12/24/16
Damien Williams (1 rushing, 1 receiving), at San Diego, 11/13/16	1+ RUSHING TD & 1+ RECEIVING TD IN SAME GAME	J.J. Nelson (1 rushing, 1 receiving), at Arizona, 12/11/16





## THE LAST TIME IT HAPPENED

THE LAST TIME (OFFENSE)		
BY DOLPHINS		BY OPPONENT
Ryan Tannehill (3 passing, 1 rushing), at Denver, 11/23/14	1+ PASSING TD & 1+ RUSHING TD IN SAME GAME	Marcus Mariota (3 passing, 1 rushing), at Tennessee, 10/9/16
at L.A. Chargers, 9/17/17	NO TURNOVERS	vs. New Orleans, 10/1/17
vs. Arizona, 12/11/16	TD SCORED ON FIRST DRIVE	vs. New England, 1/1/17
Ryan Tannehill to Jarvis Landry, vs. Buffalo, 10/23/16	SUCCESSFUL 2-POINT CONVERSION	Tom Brady to Julian Edelman, vs. New England, 1/1/17
at Baltimore, 12/4/16	FAILED 2-POINT CONVERSION	vs. Houston, 10/25/15

THE LAST TIME (DEFENSE)		
BY DOLPHINS		BY OPPONENT
76, vs. Buffalo, 10/21/73	HELD OPPONENT UNDER 100 YARDS OF TOTAL OFFENSE	88, at New England, 10/12/80
118, vs. Buffalo, 9/21/03	HELD OPPONENT UNDER 150 YARDS OF TOTAL OFFENSE	103, at Buffalo, 12/22/13
188, vs. Tennessee, 10/8/17	HELD OPPONENT UNDER 200 YARDS OF TOTAL OFFENSE	178, vs. Tennessee, 10/8/17
188, vs. Tennessee, 10/8/17	HELD OPPONENT UNDER 300 YARDS OF TOTAL OFFENSE	178, vs. Tennessee, 10/8/17
28, at Arizona, 9/30/12	HELD OPPONENT UNDER 30 YARDS RUSHING	12, at N.Y. Jets, 11/29/15
44, at L.A. Chargers, 9/17/17	HELD OPPONENT UNDER 50 YARDS RUSHING	30, at N.Y. Jets, 9/24/17
69, vs. Tennessee, 10/8/17	HELD OPPONENT UNDER 75 YARDS RUSHING	58, vs. New Orleans, 10/1/17
69, vs. Tennessee, 10/8/17	HELD OPPONENT UNDER 100 YARDS RUSHING	58, vs. New Orleans, 10/1/17
49, at N.Y. Jets, 12/1/14	HELD OPPONENT UNDER 100 YARDS NET PASSING	78, vs. Tennessee, 10/8/17
125, vs. Arizona, 12/11/16	HELD OPPONENT UNDER 150 YARDS NET PASSING	78, vs. Tennessee, 10/8/17
Louis Delmas (81) and Brent Grimes (22), at Jacksonville, 10/26/14	2+ INTERCEPTION RETURNS FOR TOUCHDOWNS BY TEAM IN SAME GAME	Darren Sharper (42) and Tracy Porter (54), vs. New Orleans, 10/25/09
60t, Kiko Alonso, at San Diego, 11/13/16	INTERCEPTION RETURN FOR A TD	27t, Brian Boddy-Calhoun, vs. Cleveland, 9/25/16



## THE LAST TIME IT HAPPENED

THE LAST TIME (DEFENSE)		
BY DOLPHINS		BY OPPONENT
3, Sam Madison, vs. Tennessee, 11/7/99	3+ INTERCEPTIONS	3, Nate Clements, at Buffalo, 10/20/02
2, Tony Lippett, at N.Y. Jets, 12/17/16	2+ INTERCEPTIONS	2, Preston Brown, vs. Buffalo, 9/27/15
8, at Arizona, 9/30/12	7+ SACKS BY TEAM	7, vs. Indianapolis, 12/27/15
6, vs. Tennessee, 10/8/17	6+ SACKS BY TEAM	6, vs. Tennessee, 10/9/16
6, vs. Tennessee, 10/8/17	5+ SACKS BY TEAM	6, vs. Tennessee, 10/9/16
4, Cameron Wake, at Tennessee, 10/18/15	4+ SACKS	Has never happened
4, Cameron Wake, at Tennessee, 10/18/15	3+ SACKS	3.5, Elvis Dumervil, vs. Baltimore, 12/7/14
2, Andre Branch, vs. Tennessee, 10/8/17	2+ SACKS	2, Dominique Easley, at L.A. Rams, 11/20/16
38t, Reshad Jones, vs. Tennessee, 10/8/17	FUMBLE RECOVERED FOR TOUCHDOWN	54t, Chinedum Ndukwe, at Cincinnati, 12/20/07



## THE LAST TIME IT HAPPENED

THE LAST TIME (SPECIAL TEAMS)		
BY DOLPHINS		BY OPPONENT
96t, Kenyan Drake, vs. N.Y. Jets, 11/6/16	KICKOFF RETURN FOR A TD	102t, C.J. Spiller, at Buffalo, 9/14/14
94t, Mercury Morris, at New England, 12/5/71	KICKOFF RETURN FOR A TD ON OPENING KICKOFF	101t, Jacoby Ford, at Oakland, 11/28/10
78, Kenyan Drake, vs. San Francisco, 11/27/16	50+ YARD KICKOFF RETURN	87, Chris Owusu, vs. N.Y. Jets, 12/28/14
74t, Jakeem Grant, vs. Tennessee, 10/9/16	PUNT RETURN FOR A TD	79t, Leodis McKelvin, at Buffalo, 11/15/12
74t, Jakeem Grant, vs. Tennessee, 10/9/16	50+ YARD PUNT RETURN	57, Jeremy Kerley, at N.Y. Jets, 11/29/15
Walt Aikens, at N.Y. Jets, 12/17/16	BLOCKED PUNT RECOVERED FOR A TD	Chris Burkett, vs. N.Y. Jets, 9/29/91
Walt Aikens, at N.Y. Jets, 12/17/16	BLOCKED PUNT	Boobie Dixon, at Buffalo, 9/14/14
Walt Aikens return of blocked PAT, vs. Arizona, 12/11/16	DEFENSIVE 2-POINT CONVERSION ON PAT	Has never happened
Jordan Phillips, vs. Arizona, 12/11/16	BLOCKED PAT	Donald Penn, vs. Tampa Bay, 11/15/09
Cody Parkey, vs. Tennessee, 10/8/17	MISSED (NOT BLOCKED) PAT	Chandler Catanzaro, at Arizona, 12/11/16
Earl Mitchell, at Detroit, 11/9/14	BLOCKED FIELD GOAL	Daniel McCullers, vs. Pittsburgh, 10/16/16
47t, Curtis Johnson, vs. Green Bay, 12/19/71	BLOCKED FIELD GOAL RETURNED FOR TD	62t, Kyle Arrington, vs. New England, 12/14/14
6, Dan Carpenter, at Oakland, 11/28/10	6+ FIELD GOALS ATTEMPTED	6, Cody Parkey, vs. Cleveland, 9/25/16
5, Andrew Franks, vs. Pittsburgh, 10/16/16	5+ FIELD GOALS ATTEMPTED	5, Mike Nugent, at Cincinnati, 9/29/16
4, Cody Parkey, at L.A. Chargers, 9/17/17	4+ FIELD GOALS ATTEMPTED	5, Mike Nugent, at Cincinnati, 9/29/16
4, Cody Parkey, at L.A. Chargers, 9/17/17	3+ FIELD GOALS ATTEMPTED	3, Will Lutz, vs. New Orleans, 10/1/17
6, Olindo Mare, at New England, 10/17/99	6+ FIELD GOALS MADE	Never happened
5, Dan Carpenter, at Cincinnati, 10/31/10	5+ FIELD GOALS MADE	5, Mike Nugent, at Cincinnati, 9/29/16
4, Cody Parkey, at L.A. Chargers, 9/17/17	4+ FIELD GOALS MADE	5, Mike Nugent, at Cincinnati, 9/29/16
4, Cody Parkey, at L.A. Chargers, 9/17/17	3+ FIELD GOALS MADE	3, Nick Folk, vs. N.Y. Jets, 11/6/16
at N.Y. Jets, 10/28/12	SUCCESSFUL ONSIDES KICK	at Buffalo, 12/18/11
at San Diego, 12/20/15	FAILED ONSIDES KICK ATTEMPT	vs. Buffalo, 10/23/16

# National Football League Game Summary

NFL Copyright © 2017 by The National Football League. All rights reserved. This summary and play-by-play is for the express purpose of assisting media in their coverage of the game; any other use of this material is prohibited without the written permission of the National Football League. Updated: 10/9/2017

Date: Sunday, 10/8/2017

## Tennessee Titans at Miami Dolphins

Start Time: 1:03 PM EDT

at Hard Rock Stadium, Miami Gardens, Fla.

### Game Day Weather

Game Weather: Partly Cloudy  
Played Outdoor on Turf: Natural Grass

Temp: 89° F (31.7° C) Humidity: 67%, Wind: ESE 9 mph

### Officials

Referee: Vinovich, Bill (52)  
Line Judge: Perlman, Mark (9)  
Back Judge: Meyer, Greg (78)

Umpire: Stritesky, Bruce (102)  
Field Judge: Lucivansky, Jon (89)  
Replay Official: Nazzaro, Louis (0)

Down Judge: McKinnely, Phil (110)  
Side Judge: Cavaletto, Gary (60)

### Lineups

#### Tennessee Titans

#### Miami Dolphins

Offense		Defense	
WR 18	R.Matthews	DE 90	D.Jones
TE 82	D.Walker	DT 99	J.Casey
LT 77	T.Lewan	OLB 91	D.Morgan
LG 67	Q.Spain	ILB 59	W.Woodyard
C 60	B.Jones	ILB 54	A.Williamson
RG 64	J.Kline	OLB 98	B.Orakpo
RT 78	J.Conklin	CB 25	A.Jackson
WR 13	T.Taylor	CB 36	L.Sims
QB 16	M.Cassel	SS 21	D.Searcy
TE 81	J.Smith	FS 31	K.Byard
RB 29	D.Murray	CB 26	L.Ryan

Offense		Defense	
WR 10	K.Stills	DE 50	A.Branch
LT 67	L.Tunsil	DT 93	N.Suh
LG 65	A.Steen	DT 56	D.Godchaux
C 51	M.Pouncey	DE 91	C.Wake
RG 74	J.Bushrod	LB 47	K.Alonso
RT 70	J.James	LB 58	R.Mauluga
TE 80	A.Fasano	LB 94	L.Timmons
QB 6	J.Cutler	CB 30	C.Tankersley
RB 23	J.Ajayi	CB 25	X.Howard
WR 14	J.Landry	S 20	R.Jones
WR 11	D.Parker	S 29	N.Allen

### Substitutions

### Substitutions

K 4 R.Succop, P 6 B.Kern, WR 14 E.Weems, RB 22 D.Henry, CB 23 B.McCain, RB 32 D.Fluellen, CB 33 T.Smith, DB 35 C.Riley, S 41 B.Trawick, FB 45 J.Fowler, LS 48 B.Brinkley, LB 50 N.Palmer, LB 53 D.Bates, LB 55 J.Brown, C/G 62 B.Schwenke, G/T 71 D.Kelly, WR 87 E.Decker, TE 89 P.Supernaw, OLB 93 E.Walden, DL 94 A.Johnson, DE 95 D.King, NT 96 S.Williams, DL 97 K.Klug

K 1 C.Parkey, P 16 M.Haack, WR 19 J.Grant, CB/S 21 J.Lucas, RB 26 D.Williams, CB 28 B.McCain, S 31 M.Thomas, RB 32 K.Drake, RB 34 S.Perry, CB/S 35 W.Aikens, CB 42 A.Verner, LB 45 M.Hull, TE 48 M.Gray, LB 59 C.Allen, C 64 J.Brendel, G/T 77 J.Davis, DE 78 T.Fede, WR 88 L.Carroo, TE 89 J.Thomas, DE 90 C.Harris, LS 92 J.Denney, DE 95 W.Hayes, DT 96 V.Taylor

### Did Not Play

### Did Not Play

QB 3 B.Weeden

QB 8 M.Moore

### Not Active

### Not Active

QB 8 M.Mariota, WR 15 D.Jennings, CB 24 K.Reed, S 37 J.Cyprien, G/C 61 C.Levin, WR 84 C.Davis, OLB 92 K.Dodd

S 27 M.Smith, CB 33 T.McTyer, CB 41 B.Maxwell, LB 44 S.Anthony, G 68 I.Asiata, T 79 S.Young, DT 97 J.Phillips

### Field Goals (made ) & missed

Player	Yards	1	2	3	4	OT	Total
R.Succop	(45)						
C.Parkey	(41)						
VISITOR: Tennessee Titans		0	3	7	0	0	10
HOME: Miami Dolphins		10	0	0	6	0	16

### Scoring Plays

Team	Qtr	Time	Play Description (Extra Point) (Drive Info)	Visitor	Home
Dolphins	1	0:53	C.Parkey 41 yd. Field Goal (7-19, 3:09)	0	3
Dolphins	1	0:06	R.Jones 38 yd. fumble return (C.Parkey kick)	0	10
Titans	2	9:37	R.Succop 45 yd. Field Goal (4--3, 2:15)	3	10
Titans	3	7:17	P.Supernaw 11 yd. pass from M.Cassel (R.Succop kick) (9-69, 4:42)	10	10
Dolphins	4	10:33	J.Landry 6 yd. pass from J.Cutler (kick failed, wr) (10-58, 4:56)	10	16

Paid Attendance: 65,135

Time: 3:13



# Final Individual Statistics

## Tennessee Titans

RUSHING	ATT	YDS	AVG	LG	TD
D.Murray	14	58	4.1	13	0
D.Henry	4	9	2.3	11	0
T.Taylor	1	5	5.0	5	0
R.Matthews	1	-3	-3.0	-3	0
Total	20	69	3.5	13	0

PASSING	ATT	CMP	YDS	SK/YD	TD	LG	IN	RT
M.Cassel	32	21	141	6/22	1	17	0	85.5
Total	32	21	141	6/22	1	17	0	85.5

PASS RECEIVING	TAR	REC	YDS	AVG	LG	TD
J.Smith	5	5	21	4.2	9	0
E.Decker	6	4	34	8.5	14	0
D.Murray	5	4	11	2.8	7	0
R.Matthews	6	3	34	11.3	17	0
D.Walker	5	3	25	8.3	12	0
P.Supernaw	2	2	16	8.0	11	1
T.Taylor	1	0	0	0.0	0	0
J.Fowler	1	0	0	0.0	0	0
Total	31	21	141	6.7	17	1

INTERCEPTIONS	NO	YDS	AVG	LG	TD
T.Smith	1	14	14.0	14	0
Total	1	14	14.0	14	0

PUNTING	NO	YDS	AVG	NET	TB	IN20	LG
B.Kern	10	549	54.9	50.2	0	4	71
Total	10	549	54.9	50.2	0	4	71

PUNT RETURNS	NO	YDS	AVG	FC	LG	TD
A.Jackson	2	14	7.0	1	12	0
[DOWNED]	4	0	0.0	0	0	0
[OUT OF BOUNDS]	2	0	0.0	0	0	0
Total	2	14	7.0	1	12	0

KICKOFF RETURNS	NO	YDS	AVG	FC	LG	TD
A.Jackson	1	21	21.0	0	21	0
E.Weems	1	18	18.0	0	18	0
[TOUCHBACK]	2	0	0.0	0	0	0
Total	2	39	19.5	0	21	0

## Miami Dolphins

RUSHING	ATT	YDS	AVG	LG	TD
J.Ajayi	25	77	3.1	11	0
D.Williams	3	15	5.0	9	0
J.Cutler	2	8	4.0	9	0
K.Drake	1	0	0.0	0	0
Total	31	100	3.2	11	0

PASSING	ATT	CMP	YDS	SK/YD	TD	LG	IN	RT
J.Cutler	26	12	92	1/14	1	17	1	52.1
M.Gray	1	0	0	0/0	0	0	0	39.6
Total	27	12	92	1/14	1	17	1	50.2

PASS RECEIVING	TAR	REC	YDS	AVG	LG	TD
J.Landry	10	5	44	8.8	17	1
J.Ajayi	3	2	2	1.0	2	0
J.Thomas	4	1	15	15.0	15	0
D.Williams	2	1	13	13.0	13	0
K.Stills	2	1	13	13.0	13	0
D.Parker	1	1	6	6.0	6	0
J.Grant	2	1	-1	-1.0	-1	0
A.Fasano	1	0	0	0.0	0	0
M.Gray	1	0	0	0.0	0	0
Total	26	12	92	7.7	17	1

INTERCEPTIONS	NO	YDS	AVG	LG	TD
Total	0	0	0	0	0

PUNTING	NO	YDS	AVG	NET	TB	IN20	LG
M.Haack	9	459	51.0	49.4	0	5	62
Total	9	459	51.0	49.4	0	5	62

PUNT RETURNS	NO	YDS	AVG	FC	LG	TD
J.Landry	4	28	7.0	0	13	0
J.Grant	3	19	6.3	1	14	0
[DOWNED]	1	0	0.0	0	0	0
[OUT OF BOUNDS]	1	0	0.0	0	0	0
Total	7	47	6.7	1	14	0

KICKOFF RETURNS	NO	YDS	AVG	FC	LG	TD
J.Grant	2	44	22.0	0	25	0
[TOUCHBACK]	1	0	0.0	0	0	0
Total	2	44	22.0	0	25	0

### Tennessee Titans

FUMBLES	FUM	LOST	OWN-REC	YDS	TD	FORCED	OPP-REC	YDS	TD	OUT-BDS
M.Cassel	1	1	0	0	0	0	0	0	0	0
D.Murray	1	1	0	0	0	0	0	0	0	0
A.Jackson	0	0	0	0	0	1	0	0	0	0
K.Byard	0	0	0	0	0	0	1	6	0	0
Total	2	2	0	0	0	1	1	6	0	0

### Miami Dolphins

FUMBLES	FUM	LOST	OWN-REC	YDS	TD	FORCED	OPP-REC	YDS	TD	OUT-BDS
J.Ajayi	1	1	0	0	0	0	0	0	0	0
K.Alonso	0	0	0	0	0	1	0	0	0	0
D.Godchaux	0	0	0	0	0	1	0	0	0	0
R.Jones	0	0	0	0	0	0	2	38	1	0

## Final Individual Statistics

Total	1	1	0	0	0	2	2	38	1	0
-------	---	---	---	---	---	---	---	----	---	---

## Final Team Statistics

	Visitor Titans	Home Dolphins
<b>TOTAL FIRST DOWNS</b>	14	12
By Rushing	3	5
By Passing	9	7
By Penalty	2	0
<b>THIRD DOWN EFFICIENCY</b>	2-13-15%	5-15-33%
<b>FOURTH DOWN EFFICIENCY</b>	0-0-0%	0-0-0%
<b>TOTAL NET YARDS</b>	188	178
Total Offensive Plays (inc. times thrown passing)	58	59
Average gain per offensive play	3.2	3.0
<b>NET YARDS RUSHING</b>	69	100
Total Rushing Plays	20	31
Average gain per rushing play	3.5	3.2
Tackles for a loss-number and yards	2-8	4-6
<b>NET YARDS PASSING</b>	119	78
Times thrown - yards lost attempting to pass	6-22	1-14
Gross yards passing	141	92
<b>PASS ATTEMPTS-COMPLETIONS-HAD INTERCEPTED</b>	32-21-0	27-12-1
Avg gain per pass play (inc.# thrown passing)	3.1	2.8
<b>KICKOFFS Number-In End Zone-Touchbacks</b>	3-2-1	4-3-2
<b>PUNTS Number and Average</b>	10-54.9	9-51.0
Had Blocked	0	0
<b>FGs - PATs Had Blocked</b>	0-0	0-0
<b>Net Punting Average</b>	50.2	49.4
<b>TOTAL RETURN YARDAGE (Not Including Kickoffs)</b>	28	47
No. and Yards Punt Returns	2-14	7-47
No. and Yards Kickoff Returns	2-39	2-44
No. and Yards Interception Returns	1-14	0-0
<b>PENALTIES Number and Yards</b>	11-77	5-23
<b>FUMBLES Number and Lost</b>	2-2	1-1
<b>TOUCHDOWNS</b>	1	2
Rushing	0	0
Passing	1	1
Fumbles	0	1
<b>EXTRA POINTS Made-Attempts</b>	1-1	1-2
Kicking Made-Attempts	1-1	1-2
<b>FIELD GOALS Made-Attempts</b>	1-1	1-1
<b>RED ZONE EFFICIENCY</b>	1-1-100%	1-1-100%
<b>GOAL TO GO EFFICIENCY</b>	1-1-100%	1-1-100%
<b>SAFETIES</b>	0	0
<b>FINAL SCORE</b>	10	16
<b>TIME OF POSSESSION</b>	30:15	29:45

## Ball Possession And Drive Chart

### Tennessee Titans

#	Time Recd	Time Lost	Time Poss	How Ball Obtained	Drive Began	# Play	Yds Gain	Yds Pen	Net Yds	1st Down	Last Scrm	How Given Up
1	15:00	13:12	1:48	Kickoff	TEN 25	3	5	0	5	0	TEN 30	Punt
2	11:05	6:16	4:49	Punt	TEN 35	6	24	-10	14	1	TEN 49	Punt
3	4:34	4:02	0:32	Punt	TEN 39	2	3	0	3	0	TEN 36	Fumble
4	0:53	0:06	0:47	Kickoff	TEN 25	3	11	-5	6	2	TEN 31	Fumble
5	0:06	12:42	2:24	Kickoff	TEN 14	5	20	-5	15	1	TEN 29	Punt
6	11:52	9:37	2:15	Fumble	MIA 24	4	-3	0	-3	0	MIA 27	Field Goal
7	7:11	5:34	1:37	Punt	TEN 6	3	5	0	5	0	TEN 11	Punt
8	5:20	2:43	2:37	Interception	TEN 41	3	-5	-5	-10	0	TEN 31	Punt
9	1:40	0:23	1:17	Punt	TEN 31	5	20	-5	15	1	TEN 46	Punt
10	11:59	7:17	4:42	Punt	TEN 31	9	78	-9	69	6	* MIA 11	Touchdown
11	5:42	3:23	2:19	Punt	TEN 9	3	-8	0	-8	0	TEN 1	Punt
12	1:36	0:29	1:07	Punt	TEN 7	3	2	0	2	0	TEN 9	Punt
13	10:33	9:15	1:18	Kickoff	TEN 16	3	1	0	1	0	TEN 17	Punt
14	5:15	2:51	2:24	Punt	TEN 15	5	16	0	16	2	TEN 31	Punt
15	0:19	0:00	0:19	Punt	TEN 7	2	19	0	19	1	TEN 14	End of Game

(377) Average TEN 25

### Miami Dolphins

#	Time Recd	Time Lost	Time Poss	How Ball Obtained	Drive Began	# Play	Yds Gain	Yds Pen	Net Yds	1st Down	Last Scrm	How Given Up
1	13:12	11:05	2:07	Punt	MIA 7	3	8	0	8	0	MIA 15	Punt
2	6:16	4:34	1:42	Punt	MIA 3	3	4	0	4	0	MIA 7	Punt
3	4:02	0:53	3:09	Fumble	TEN 42	7	19	0	19	1	TEN 23	Field Goal
4	12:42	11:52	0:50	Punt	MIA 13	2	15	0	15	0	MIA 22	Fumble
5	9:37	7:11	2:26	Kickoff	MIA 23	5	12	0	12	1	MIA 35	Punt
6	5:34	5:20	0:14	Punt	TEN 40	1	0	0	0	0	TEN 40	Interception
7	2:43	1:40	1:03	Punt	MIA 21	3	5	0	5	0	MIA 26	Punt
8	0:23	0:00	0:23	Punt	MIA 14	1	-1	0	-1	0	MIA 14	End of Half
9	15:00	11:59	3:01	Kickoff	MIA 20	3	-3	-5	-8	0	MIA 12	Punt
10	7:17	5:42	1:35	Kickoff	MIA 25	4	22	-5	17	1	MIA 42	Punt
11	3:23	1:36	1:47	Punt	MIA 41	6	12	0	12	1	TEN 47	Punt
12	0:29	10:33	4:56	Punt	MIA 42	10	58	0	58	5	* TEN 6	Touchdown
13	9:15	5:15	4:00	Punt	MIA 29	6	8	0	8	2	MIA 37	Punt
14	2:51	0:19	2:32	Punt	MIA 22	6	19	0	19	1	MIA 41	Punt

(378) Average MIA 27

### \* inside opponent's 20

#### Time of Possession by Quarter

Visitor	Home	1st	2nd	3rd	4th	OT	Total
Tennessee Titans	Miami Dolphins	8:02	10:04	8:08	4:01		30:15
Miami Dolphins	Tennessee Titans	6:58	4:56	6:52	10:59		29:45

#### Kickoff Drive No.-Start Average

Titans: 4 - TEN 20      Dolphins: 3 - MIA 23



## Final Defensive Statistics

Tennessee Titans	Regular Defensive Plays												Special Teams					Misc			
	TKL	AST	COMB	SK	/ YDS	TFL	Q	IN	PD	FF	FR	TKL	AST	FF	FR	BL	TKL	AST	FF	FR	
A.Williamson	4	3	7	0	0	0	0	0	0	0	0	0	0	0	0	0	0	0	0	0	0
J.Casey	4	1	5	1	14	2	2	0	0	0	0	0	0	0	0	0	0	0	0	0	0
W.Woodyard	4	1	5	0	0	0	0	0	2	0	0	0	0	0	0	0	0	0	0	0	0
K.Byard	4	1	5	0	0	1	0	0	0	0	1	0	0	0	0	0	0	0	0	0	0
D.Jones	3	2	5	0	0	0	0	0	0	0	0	0	0	0	0	0	0	0	0	0	0
D.Searcy	2	3	5	0	0	0	0	0	1	0	0	0	0	0	0	0	0	0	0	0	0
B.Orakpo	3	0	3	0	0	0	0	0	0	0	0	0	0	0	0	0	0	0	0	0	0
L.Ryan	2	1	3	0	0	1	0	0	0	0	0	0	0	0	0	0	0	0	0	0	0
A.Jackson	2	0	2	0	0	0	0	0	1	1	0	0	0	0	0	0	0	0	0	0	0
C.Riley	1	1	2	0	0	0	0	0	0	0	0	0	0	0	0	0	0	0	0	0	0
D.Morgan	1	1	2	0	0	0	0	0	0	0	0	0	0	0	0	0	0	0	0	0	0
E.Walden	0	2	2	0	0	0	1	0	0	0	0	0	0	0	0	0	0	0	0	0	0
L.Sims	1	0	1	0	0	0	0	0	0	0	0	1	0	0	0	0	0	0	0	0	0
J.Brown	1	0	1	0	0	0	0	0	0	0	0	0	0	0	0	0	0	0	0	0	0
S.Williams	1	0	1	0	0	0	0	0	0	0	0	0	0	0	0	0	0	0	0	0	0
A.Johnson	1	0	1	0	0	0	0	0	0	0	0	0	0	0	0	0	0	0	0	0	0
T.Smith	0	0	0	0	0	0	0	1	1	0	0	2	0	0	0	0	0	0	0	0	0
D.Bates	0	0	0	0	0	0	0	0	0	0	0	2	0	0	0	0	0	0	0	0	0
B.Trawick	0	0	0	0	0	0	0	0	0	0	0	1	0	0	0	0	0	0	0	0	0
E.Weems	0	0	0	0	0	0	0	0	0	0	0	1	0	0	0	0	0	0	0	0	0
D.Fluellen	0	0	0	0	0	0	0	0	0	0	0	0	1	0	0	0	0	0	0	0	0
N.Palmer	0	0	0	0	0	0	0	0	0	0	0	0	1	0	0	0	0	0	0	0	0
T.Taylor	0	0	0	0	0	0	0	0	0	0	0	0	0	0	0	0	1	0	0	0	0
<b>Total</b>	<b>34</b>	<b>16</b>	<b>50</b>	<b>1</b>	<b>14</b>	<b>4</b>	<b>3</b>	<b>1</b>	<b>5</b>	<b>1</b>	<b>1</b>	<b>7</b>	<b>2</b>	<b>0</b>	<b>0</b>	<b>0</b>	<b>1</b>	<b>0</b>	<b>0</b>	<b>0</b>	<b>0</b>

TKL = Tackle AST = Assist COMB = Combined QH=QB Hit IN = Interception PD = Pass Defense FF = Forced Fumble FR = Fumble Recovery

Miami Dolphins	Regular Defensive Plays												Special Teams					Misc			
	TKL	AST	COMB	SK	/ YDS	TFL	QH	IN	PD	FF	FR	TKL	AST	FF	FR	BL	TKL	AST	FF	FR	
K.Alonso	6	1	7	1	0	1	1	0	1	1	0	0	0	0	0	0	0	0	0	0	0
R.Jones	6	1	7	0.5	4.5	1	1	0	0	0	2	0	0	0	0	0	0	0	0	0	0
L.Timmons	6	1	7	0	0	0	0	0	1	0	0	0	0	0	0	0	0	0	0	0	0
R.Mauluga	2	3	5	0	0	0	0	0	0	0	0	0	0	0	0	0	0	0	0	0	0
C.Wake	2	2	4	0.5	4.5	0	4	0	0	0	0	0	0	0	0	0	0	0	0	0	0
N.Allen	1	3	4	0	0	0	0	0	0	0	0	0	0	0	0	0	0	0	0	0	0
X.Howard	3	0	3	0	0	0	0	0	1	0	0	0	0	0	0	0	0	0	0	0	0
W.Hayes	3	0	3	0	0	0	0	0	0	0	0	0	0	0	0	0	0	0	0	0	0
A.Branch	2	0	2	2	5	1	2	0	0	0	0	0	0	0	0	0	0	0	0	0	0
C.Tankersley	2	0	2	0	0	0	0	0	1	0	0	0	0	0	0	0	0	0	0	0	0
D.Godchaux	2	0	2	0	0	0	0	0	0	1	0	0	0	0	0	0	0	0	0	0	0
V.Taylor	1	1	2	0	0	0	0	0	0	0	0	0	0	0	0	0	0	0	0	0	0
C.Harris	1	0	1	1	8	1	2	0	1	0	0	0	0	0	0	0	0	0	0	0	0
N.Suh	1	0	1	1	0	0	1	0	0	0	0	0	0	0	0	0	0	0	0	0	0
B.McCain	1	0	1	0	0	0	0	0	0	0	0	0	0	0	0	0	0	0	0	0	0
T.Fede	0	0	0	0	0	0	0	0	0	0	0	1	0	0	0	0	0	0	0	0	0
S.Perry	0	0	0	0	0	0	0	0	0	0	0	1	0	0	0	0	0	0	0	0	0
M.Hull	0	0	0	0	0	0	0	0	0	0	0	1	0	0	0	0	0	0	0	0	0
K.Drake	0	0	0	0	0	0	0	0	0	0	0	1	0	0	0	0	0	0	0	0	0
J.James	0	0	0	0	0	0	0	0	0	0	0	0	0	0	0	0	1	0	0	0	0
J.Landry	0	0	0	0	0	0	0	0	0	0	0	0	0	0	0	0	1	0	0	0	0
<b>Total</b>	<b>39</b>	<b>12</b>	<b>51</b>	<b>6</b>	<b>22</b>	<b>4</b>	<b>11</b>	<b>0</b>	<b>5</b>	<b>2</b>	<b>2</b>	<b>4</b>	<b>0</b>	<b>0</b>	<b>0</b>	<b>0</b>	<b>2</b>	<b>0</b>	<b>0</b>	<b>0</b>	<b>0</b>

**Tennessee Titans vs Miami Dolphins**  
**10/8/2017 at Hard Rock Stadium**

# First Half Summary

PERIOD SCORES

Titans	0	3	=	3
Dolphins	10	0	=	10

TIME OF POSSESSION

Titans	18:06
Dolphins	11:54

**Scoring Plays**

Team	Qtr	Time	Play Description (Extra Point) (Drive Info)	Visitor	Home
Dolphins	1	0:53	C.Parkey 41 yd. Field Goal (7-19, 3:09)	0	3
Dolphins	1	0:06	R.Jones 38 yd. fumble return (C.Parkey kick)	0	10
Titans	2	9:37	R.Succop 45 yd. Field Goal (4--3, 2:15)	3	10

	Tennessee Titans	Miami Dolphins
<b>TOTAL FIRST DOWNS</b>	5	2
First Downs Rushing-Passing-by Penalty	1 - 3 - 1	1 - 1 - 0
<b>THIRD DOWN EFFICIENCY</b>	1-8-13%	1-6-17%
<b>TOTAL NET YARDS</b>	80	62
Total Offensive Plays	33	24
<b>NET YARDS RUSHING</b>	31	41
<b>NET YARDS PASSING</b>	49	21
Gross Yards Passing	54	21
Times thrown-yards lost attempting to pass	4-5	0-0
<b>Pass Attempts-Completions-Had Intercepted</b>	17 - 12 - 0	12 - 5 - 1
<b>Punts-Number and Average</b>	6 - 50.7	4 - 54.5
<b>Penalties-Number and Yards</b>	7 - 50	2 - 12
<b>Fumbles-Number and Lost</b>	2 - 2	1 - 1
<b>Red Zone Efficiency</b>	0-0-0%	0-0-0%
<b>Average Drive Start</b>	TEN 32	MIA 25

**Tennessee Titans**

**Miami Dolphins**

RUSHING							RUSHING						
	ATT	YDS	AVG	LG	TD		ATT	YDS	AVG	LG	TD		
D.Murray	8	23	2.9	7	0	J.Ajayi	7	27	3.9	9	0		
D.Henry	2	6	3.0	11	0	D.Williams	3	15	5.0	9	0		
T.Taylor	1	5	5.0	5	0	K.Drake	1	0	0.0	0	0		
R.Matthews	1	-3	-3.0	-3	0	J.Cutler	1	-1	-1.0	-1	0		
<b>Total</b>	<b>12</b>	<b>31</b>	<b>2.6</b>	<b>11</b>	<b>0</b>	<b>Total</b>	<b>12</b>	<b>41</b>	<b>3.4</b>	<b>9</b>	<b>0</b>		

PASSING										PASSING									
	ATT	CMP	YDS	SK/YD	TD	LG	IN	RT		ATT	CMP	YDS	SK/YD	TD	LG	IN	RT		
M.Cassel	17	12	54	4/5	0	11	0	74.1	J.Cutler	11	5	21	0/0	0	13	1	14.6		
									M.Gray	1	0	0	0/0	0	0	0	39.6		
<b>Total</b>	<b>17</b>	<b>12</b>	<b>54</b>	<b>4/5</b>	<b>0</b>	<b>11</b>	<b>0</b>	<b>74.1</b>	<b>Total</b>	<b>12</b>	<b>5</b>	<b>21</b>	<b>0/0</b>	<b>0</b>	<b>13</b>	<b>1</b>	<b>14.6</b>		

PASS RECEIVING								PASS RECEIVING							
	TAR	REC	YDS	AVG	LG	TD		TAR	REC	YDS	AVG	LG	TD		
J.Smith	4	4	20	5.0	9	0	J.Ajayi	3	2	2	1.0	2	0		
D.Murray	4	3	4	1.3	4	0	D.Williams	2	1	13	13.0	13	0		
D.Walker	3	2	13	6.5	11	0	D.Parker	1	1	6	6.0	6	0		
E.Decker	2	1	6	6.0	6	0	J.Landry	3	1	0	0.0	0	0		
R.Matthews	2	1	6	6.0	6	0	A.Fasano	1	0	0	0.0	0	0		
P.Supernaw	1	1	5	5.0	5	0	J.Grant	1	0	0	0.0	0	0		
<b>Total</b>	<b>16</b>	<b>12</b>	<b>54</b>	<b>4.5</b>	<b>11</b>	<b>0</b>	<b>Total</b>	<b>11</b>	<b>5</b>	<b>21</b>	<b>4.2</b>	<b>13</b>	<b>0</b>		

**Tennessee Titans**

**Regular Defensive Plays**

**Special Teams**

**Misc**

	TKL	AST	COMB	SK	/ YDS	TFL	Q	IN	PD	FF	FR	TKL	AST	FF	FR	BL	TKL	AST	FF	FR
W.Woodyard	3	0	3	0	0	0	0	0	1	0	0	0	0	0	0	0	0	0	0	0
K.Byard	2	1	3	0	0	0	0	0	0	0	1	0	0	0	0	0	0	0	0	0
A.Jackson	2	0	2	0	0	0	0	0	1	1	0	0	0	0	0	0	0	0	0	0
D.Jones	2	0	2	0	0	0	0	0	0	0	0	0	0	0	0	0	0	0	0	0
<b>Total</b>	<b>9</b>	<b>1</b>	<b>10</b>	<b>0</b>	<b>0</b>	<b>0</b>	<b>0</b>	<b>0</b>	<b>2</b>	<b>1</b>	<b>1</b>	<b>0</b>	<b>0</b>	<b>0</b>	<b>0</b>	<b>0</b>	<b>0</b>	<b>0</b>	<b>0</b>	<b>0</b>

# First Half Summary

Miami Dolphins	Regular Defensive Plays											Special Teams					Misc			
	TKL	AST	COMB	SK	/ YDS	TFL	QH	IN	PD	FF	FR	TKL	AST	FF	FR	BL	TKL	AST	FF	FR
K.Alonso	5	1	6	1	0	1	1	0	1	1	0	0	0	0	0	0	0	0	0	0
R.Jones	4	0	4	0	0	1	0	0	0	0	2	0	0	0	0	0	0	0	0	0
L.Timmons	4	0	4	0	0	0	0	0	0	0	0	0	0	0	0	0	0	0	0	0
C.Wake	2	1	3	0	0	0	2	0	0	0	0	0	0	0	0	0	0	0	0	0
<b>Total</b>	<b>15</b>	<b>2</b>	<b>17</b>	<b>1</b>	<b>0</b>	<b>2</b>	<b>3</b>	<b>0</b>	<b>1</b>	<b>1</b>	<b>2</b>	<b>0</b>	<b>0</b>	<b>0</b>	<b>0</b>	<b>0</b>	<b>0</b>	<b>0</b>	<b>0</b>	<b>0</b>

## First Quarter

10/8/2017

## Play By Play

TEN wins toss, elects to Receive, and MIA elects to defend the West goal.

C.Parkey kicks 65 yards from MIA 35 to end zone, Touchback.

## Tennessee Titans at 15:00

- 1-10-TEN 25 (15:00) T.Taylor left end to TEN 30 for 5 yards (R.Jones).  
 2-5-TEN 30 (14:28) D.Murray right guard to TEN 30 for no gain (R.Jones).  
 3-5-TEN 30 (13:47) (Shotgun) M.Cassel pass short right to D.Murray to TEN 30 for no gain (B.McCain) [C.Wake].  
 4-5-TEN 30 (13:24) B.Kern punts 60 yards to MIA 10, Center-B.Brinkley. J.Grant to MIA 14 for 4 yards (D.Bates).  
*PENALTY on MIA-C.Tankersley, Illegal Block Above the Waist, 7 yards, enforced at MIA 14.*

## Miami Dolphins at 13:12

- 1-10-MIA 7 (13:12) J.Cutler pass short left to J.Ajayi to MIA 9 for 2 yards (L.Sims).  
 2-8-MIA 9 (12:48) J.Ajayi left tackle to MIA 9 for no gain (W.Woodyard).  
 3-8-MIA 9 (12:01) J.Cutler pass short right to D.Parker to MIA 15 for 6 yards (J.Brown) [E.Walden].  
 4-2-MIA 15 (11:23) (Punt formation) M.Haack punts 62 yards to TEN 23, Center-J.Denney. A.Jackson ran ob at TEN 35 for 12 yards (T.Fede).

## Tennessee Titans at 11:05

- 1-10-TEN 35 (11:05) M.Cassel sacked at TEN 35 for 0 yards (N.Suh).  
 2-10-TEN 35 (10:29) D.Murray right guard to TEN 40 for 5 yards (C.Wake).  
 3-5-TEN 40 (9:49) (Shotgun) M.Cassel pass short right to E.Decker to TEN 46 for 6 yards (C.Tankersley). P1  
1-10-TEN 46 (9:02) M.Cassel pass short right to J.Smith to MIA 46 for 8 yards (C.Tankersley).  
 2-2-MIA 46 (8:26) *PENALTY on TEN-J.Smith, False Start, 5 yards, enforced at MIA 46 - No Play.*  
 2-7-TEN 49 (8:13) D.Murray left end pushed ob at 50 for 1 yard (X.Howard).  
 3-6-50 (7:28) (Shotgun) M.Cassel pass short middle to D.Murray to MIA 46 for 4 yards (K.Alonso) [C.Harris].  
 4-2-MIA 46 (6:46) (Run formation) *PENALTY on TEN, Delay of Game, 5 yards, enforced at MIA 46 - No Play.*  
 4-7-TEN 49 (6:31) (Punt formation) B.Kern punts 48 yards to MIA 3, Center-B.Brinkley, downed by TEN-L.Sims.

## Miami Dolphins at 6:16

- 1-10-MIA 3 (6:16) J.Ajayi left tackle to MIA 7 for 4 yards (J.Casey).  
 2-6-MIA 7 (5:38) (Shotgun) J.Cutler pass short right to J.Landry to MIA 7 for no gain (K.Byard).  
 3-6-MIA 7 (4:58) J.Cutler pass incomplete short left to J.Ajayi [J.Casey].  
 4-6-MIA 7 (4:48) (Punt formation) M.Haack punts 54 yards to TEN 39, Center-J.Denney, downed by MIA-W.Aikens.

## Tennessee Titans at 4:34

- 1-10-TEN 39 (4:34) R.Matthews right end to TEN 36 for -3 yards (K.Alonso).  
*Penalty on TEN-T.Lewan, Illegal Formation, declined.*  
 2-13-TEN 36 (4:17) D.Murray up the middle to TEN 42 for 6 yards (D.Godchaux). FUMBLES (D.Godchaux), RECOVERED by MIA-R.Jones at TEN 42.  
 R.Jones to TEN 42 for no gain (T.Taylor).  
*Penalty on TEN-T.Lewan, Offensive Holding, declined.*

## Miami Dolphins at 4:02

- 1-10-TEN 42 (4:02) D.Williams right guard to TEN 39 for 3 yards (W.Woodyard).  
 2-7-TEN 39 (3:18) (Shotgun) J.Cutler pass short right to J.Ajayi to TEN 39 for no gain (A.Jackson).  
 3-7-TEN 39 (2:40) (Shotgun) J.Cutler pass short middle to D.Williams to TEN 26 for 13 yards (K.Byard). P1  
1-10-TEN 26 (1:52) J.Ajayi right guard to TEN 23 for 3 yards (S.Williams).  
 Timeout #1 by MIA at 01:08.  
 2-7-TEN 23 (1:08) (Shotgun) J.Cutler pass incomplete deep middle to J.Grant (A.Jackson).  
 3-7-TEN 23 (1:03) (Shotgun) J.Cutler pass incomplete short right.  
 4-7-TEN 23 (:57) **C.Parkey 41 yard field goal is GOOD, Center-J.Denney, Holder-M.Haack.**

**TEN 0 MIA 3, 7 plays, 19 yards, 3:09 drive, 14:07 elapsed**

C.Parkey kicks 65 yards from MIA 35 to end zone, Touchback.

## Tennessee Titans at 0:53

- 1-10-TEN 25 (:53) D.Henry left tackle to TEN 36 for 11 yards (R.Jones). R2  
*PENALTY on MIA-D.Godchaux, Defensive Holding, 5 yards, enforced at TEN 36.* X3  
1-10-TEN 41 (:33) M.Cassel pass deep left to D.Walker for 59 yards, TOUCHDOWN NULLIFIED by Penalty.  
*PENALTY on TEN-J.Smith, Offensive Pass Interference, 10 yards, enforced at TEN 41 - No Play.*  
 1-20-TEN 31 (:20) (Shotgun) M.Cassel pass incomplete short left.



**Tennessee Titans vs Miami Dolphins at Hard Rock Stadium**

2-20-TEN 31 (:12) (Shotgun) M.Cassel sacked at TEN 24 for -7 yards (K.Alonso). FUMBLES (K.Alonso) [K.Alonso], RECOVERED by MIA-R.Jones at TEN 38. R.Jones for 38 yards, TOUCHDOWN.

The Replay Official reviewed the fumble ruling, and the play was Upheld. The ruling on the field stands.

**Miami Dolphins at 0:06**

C.Parkey extra point is GOOD, Center-J.Denney, Holder-M.Haack.

<b>TEN 0 MIA 10, 0 plays, 38 yards, 0:00 drive , 14:54 elapsed</b>
--

C.Parkey kicks 72 yards from MIA 35 to TEN -7. A.Jackson to TEN 14 for 21 yards (S.Perry).

**Tennessee Titans at 0:06, (1st play from scrimmage 0:02)**

1-10-TEN 14 (:02) D.Murray right tackle to TEN 17 for 3 yards (D.Godchaux).

**END OF QUARTER**

	Score	Time Poss	First Downs				Efficiencies	
			R	P	X	T	3 Down	4 Down
<b>Tennessee Titans</b>	<b>0</b>	<b>8:02</b>	<b>1</b>	<b>1</b>	<b>1</b>	<b>3</b>	<b>1/3</b>	<b>0/0</b>
<b>Miami Dolphins</b>	<b>10</b>	<b>6:58</b>	<b>0</b>	<b>1</b>	<b>0</b>	<b>1</b>	<b>1/4</b>	<b>0/0</b>

## Second Quarter

10/8/2017

## Play By Play

Tennessee Titans continued.

- 2-7-TEN 17 (15:00) (Shotgun) M.Cassel pass short right to J.Smith pushed ob at TEN 26 for 9 yards (C.Wake). P4
- 1-10-TEN 26 (14:48) D.Murray left tackle to TEN 33 for 7 yards (C.Wake; R.Mauluga).
- 2-3-TEN 33 (14:08) (Shotgun) *PENALTY on TEN-T.Lewan, False Start, 5 yards, enforced at TEN 33 - No Play.*
- 2-8-TEN 28 (13:48) (Shotgun) D.Murray left guard to TEN 29 for 1 yard (K.Alonso).
- 3-7-TEN 29 (12:58) (Shotgun) M.Cassel pass incomplete short right to D.Walker (K.Alonso).
- 4-7-TEN 29 (12:50) (Punt formation) B.Kern punts 58 yards to MIA 13, Center-B.Brinkley, fair catch by J.Grant.

## Miami Dolphins at 12:42

- 1-10-MIA 13 (12:42) J.Ajayi right tackle to MIA 22 for 9 yards (W.Woodyard).
- 2-1-MIA 22 (12:11) (Shotgun) J.Ajayi up the middle to MIA 28 for 6 yards (A.Jackson). FUMBLES (A.Jackson), RECOVERED by TEN-K.Byard at MIA 30. K.Byard to MIA 24 for 6 yards (J.James).

## Tennessee Titans at 11:52

- 1-10-MIA 24 (11:52) M.Cassel pass short right to J.Smith to MIA 24 for no gain (L.Timmons).
- 2-10-MIA 24 (11:10) D.Henry left guard to MIA 29 for -5 yards (R.Jones).
- 3-15-MIA 29 (10:22) (Shotgun) M.Cassel pass short middle to D.Walker to MIA 27 for 2 yards (L.Timmons) [C.Wake].
- 4-13-MIA 27 (9:42) (Field Goal formation) **R.Succop 45 yard field goal is GOOD, Center-B.Brinkley, Holder-B.Kern.**

TEN 3 MIA 10, 4 plays, -3 yards, 2:15 drive, 5:23 elapsed

R.Succop kicks 67 yards from TEN 35 to MIA -2. J.Grant to MIA 23 for 25 yards (L.Sims).

## Miami Dolphins at 9:37, (1st play from scrimmage 9:31)

- 1-10-MIA 23 (9:31) D.Williams right guard to MIA 32 for 9 yards (K.Byard; C.Riley).
- 2-1-MIA 32 (9:02) D.Williams up the middle to MIA 35 for 3 yards (A.Williamson; D.Searcy). R2
- 1-10-MIA 35 (8:24) Direct snap to M.Gray. M.Gray pass incomplete short left to J.Landry.
- 2-10-MIA 35 (8:11) K.Drake left end to MIA 35 for no gain (D.Jones).
- 3-10-MIA 35 (7:34) (Shotgun) J.Cutler pass incomplete short right to D.Williams.
- 4-10-MIA 35 (7:24) (Punt formation) M.Haack punts 59 yards to TEN 6, Center-J.Denney, downed by MIA-M.Thomas.

## Tennessee Titans at 7:11

- 1-10-TEN 6 (7:11) M.Cassel pass short left to P.Superdaw to TEN 11 for 5 yards (R.Mauluga).
- 2-5-TEN 11 (6:36) D.Murray left tackle to TEN 11 for no gain (W.Hayes).
- 3-5-TEN 11 (5:49) (Shotgun) M.Cassel pass incomplete short left to D.Murray (C.Harris).
- 4-5-TEN 11 (5:42) (Punt formation) B.Kern punts 49 yards to MIA 40, Center-B.Brinkley. J.Landry ran ob at MIA 45 for 5 yards.  
*PENALTY on TEN-T.Smith, Unsportsmanlike Conduct, 15 yards, enforced at MIA 45.*

## Miami Dolphins at 5:34

- 1-10-TEN 40 (5:34) J.Cutler pass short left intended for A.Fasano INTERCEPTED by T.Smith (W.Woodyard) at TEN 27. T.Smith to TEN 41 for 14 yards (J.Landry).

## Tennessee Titans at 5:20

- 1-10-TEN 41 (5:20) M.Cassel sacked at TEN 36 for -5 yards (A.Branch).
- 2-15-TEN 36 (4:33) (Shotgun) *PENALTY on TEN-M.Cassel, Delay of Game, 5 yards, enforced at TEN 36 - No Play.*
- 2-20-TEN 31 (4:20) M.Cassel pass short right to D.Murray to TEN 31 for no gain (L.Timmons).
- 3-20-TEN 31 (3:40) (Shotgun) M.Cassel sacked at TEN 31 for 0 yards (A.Branch).
- 4-20-TEN 31 (2:58) (Punt formation) B.Kern punts 48 yards to MIA 21, Center-B.Brinkley. J.Landry to MIA 21 for no gain (B.Trawick).

## Miami Dolphins at 2:43

- 1-10-MIA 21 (2:43) J.Ajayi left tackle to MIA 25 for 4 yards (A.Johnson).

## Two-Minute Warning

- 2-6-MIA 25 (2:00) (Shotgun) J.Ajayi right guard to MIA 26 for 1 yard (D.Jones).  
Timeout #1 by TEN at 01:56.
- 3-5-MIA 26 (1:56) J.Cutler pass incomplete short left to J.Landry (D.Searcy).
- 4-5-MIA 26 (1:50) (Punt formation) M.Haack punts 43 yards to TEN 31, Center-J.Denney, out of bounds.

## Tennessee Titans at 1:40

- 1-10-TEN 31 (1:40) M.Cassel pass incomplete short left to E.Decker (X.Howard).
- 2-10-TEN 31 (1:07) (Shotgun) M.Cassel pass short right to D.Walker to TEN 42 for 11 yards (K.Alonso; N.Allen). P5
- 1-10-TEN 42 (:54) (No Huddle, Shotgun) M.Cassel pass short right to R.Matthews to TEN 48 for 6 yards (L.Timmons).
- 2-4-TEN 48 (:48) (No Huddle, Shotgun) M.Cassel pass incomplete deep right to R.Matthews (C.Tankersley).

**Tennessee Titans vs Miami Dolphins at Hard Rock Stadium**

3-4-TEN 48 (:40) M.Cassel pass short left to J.Smith to MIA 49 for 3 yards (K.Alonso).

Timeout #2 by TEN at 00:32.

Timeout #2 by MIA at 00:32.

4-1-MIA 49 (:32) (Pass formation) J.Conklin reported in as eligible. PENALTY on TEN-M.Cassel, Delay of Game, 5 yards, enforced at MIA 49 - No Play.

4-6-TEN 46 (:32) (Punt formation) B.Kern punts 41 yards to MIA 13, Center-B.Brinkley. J.Grant to MIA 14 for 1 yard (T.Smith).

**Miami Dolphins at 0:23**

1-10-MIA 14 (:23) J.Cutler kneels to MIA 13 for -1 yards.

**END OF QUARTER**

	Score	Time Poss	First Downs				Efficiencies	
			R	P	X	T	3 Down	4 Down
<b>Tennessee Titans</b>	<b>3</b>	<b>10:04</b>	<b>0</b>	<b>2</b>	<b>0</b>	<b>2</b>	<b>0/5</b>	<b>0/0</b>
<b>Miami Dolphins</b>	<b>10</b>	<b>4:56</b>	<b>1</b>	<b>0</b>	<b>0</b>	<b>1</b>	<b>0/2</b>	<b>0/0</b>

## Third Quarter

10/8/2017

## Play By Play

MIA elects to Receive, and TEN elects to defend the goal.

R.Succop kicks 64 yards from TEN 35 to MIA 1. J.Grant to MIA 20 for 19 yards (D.Fluellen; N.Palmer).

## Miami Dolphins at 15:00, (1st play from scrimmage 14:55)

1-10-MIA 20 (14:55) J.Ajayi right end to MIA 18 for -2 yards (J.Casey).

2-12-MIA 18 (13:58) (Shotgun) PENALTY on MIA-J.James, False Start, 5 yards, enforced at MIA 18 - No Play.

2-17-MIA 13 (13:29) J.Ajayi right guard to MIA 13 for no gain (A.Williamson; E.Walden).

3-17-MIA 13 (12:52) J.Cutler pass short left to J.Grant to MIA 12 for -1 yards (L.Ryan).

4-18-MIA 12 (12:13) (Punt formation) M.Haack punts 57 yards to TEN 31, Center-J.Denney, fair catch by A.Jackson.

## Tennessee Titans at 11:59

1-10-TEN 31 (11:59) (Shotgun) M.Cassel pass short middle to E.Decker to TEN 45 for 14 yards (R.Jones). P6

1-10-TEN 45 (11:22) D.Murray up the middle to TEN 45 for no gain (K.Alonso).

2-10-TEN 45 (10:43) M.Cassel pass incomplete short left to T.Taylor.

3-10-TEN 45 (10:35) (Shotgun) M.Cassel pass short right to R.Matthews to MIA 38 for 17 yards (N.Allen). P7

1-10-MIA 38 (9:52) M.Cassel pass short left to E.Decker to MIA 31 for 7 yards (X.Howard).

2-3-MIA 31 (9:14) M.Cassel pass short left to E.Decker to MIA 24 for 7 yards (X.Howard). P8

1-10-MIA 24 (8:48) D.Murray right end to MIA 11 for 13 yards (V.Taylor). R9

1-10-MIA 11 (8:10) D.Murray left end to MIA 2 for 9 yards (R.Mauluga; V.Taylor).

PENALTY on MIA-R.Mauluga, Illegal Use of Hands, 1 yard, enforced at MIA 2. X10

1-1-MIA 1 (8:00) PENALTY on TEN-P.Superdaw, False Start, 5 yards, enforced at MIA 1 - No Play.

1-6-MIA 6 (7:37) PENALTY on TEN-P.Superdaw, False Start, 5 yards, enforced at MIA 6 - No Play.

1-11-MIA 11 (7:31) M.Cassel pass short left to P.Superdaw for 11 yards, TOUCHDOWN. P11

R.Succop extra point is GOOD, Center-B.Brinkley, Holder-B.Kern.

TEN 10 MIA 10, 9 plays, 69 yards, 1 penalty, 4:42 drive, 7:43 elapsed
---

R.Succop kicks 65 yards from TEN 35 to end zone, Touchback.

## Miami Dolphins at 7:17

1-10-MIA 25 (7:17) J.Cutler pass short right to J.Landry to MIA 38 for 13 yards (D.Searcy). P3

1-10-MIA 38 (6:43) J.Cutler pass incomplete short right to M.Gray.

2-10-MIA 38 (6:33) J.Cutler scrambles left end ran ob at MIA 47 for 9 yards (L.Ryan).

Timeout #1 by MIA at 06:00.

3-1-MIA 47 (6:00) J.Cutler pass incomplete deep right to J.Thomas.

4-1-MIA 47 (5:54) (Punt formation) PENALTY on MIA-M.Haack, Delay of Game, 5 yards, enforced at MIA 47 - No Play.

4-6-MIA 42 (5:54) (Punt formation) M.Haack punts 49 yards to TEN 9, Center-J.Denney, downed by MIA-W.Aikens.

## Tennessee Titans at 5:42

1-10-TEN 9 (5:42) D.Murray left end to TEN 10 for 1 yard (W.Hayes).

2-9-TEN 10 (5:02) (Shotgun) D.Murray up the middle to TEN 10 for no gain (W.Hayes).

3-9-TEN 10 (4:26) (Shotgun) M.Cassel sacked at TEN 1 for -9 yards (sack split by C.Wake and R.Jones).

4-18-TEN 1 (3:42) (Punt formation) B.Kern punts 71 yards to MIA 28, Center-B.Brinkley. J.Landry to MIA 41 for 13 yards (D.Bates).

## Miami Dolphins at 3:23

1-10-MIA 41 (3:23) J.Cutler pass incomplete short right to J.Landry.

2-10-MIA 41 (3:18) J.Ajayi up the middle to 50 for 9 yards (A.Williamson).

3-1-50 (2:44) J.Ajayi right guard to TEN 47 for 3 yards (J.Casey). R4

1-10-TEN 47 (2:16) J.Cutler pass incomplete short left to J.Landry.

2-10-TEN 47 (1:56) (Shotgun) J.Cutler pass incomplete short right to J.Thomas (W.Woodyard).

3-10-TEN 47 (1:52) (Shotgun) J.Cutler pass incomplete short left to K.Stills.

4-10-TEN 47 (1:46) (Punt formation) M.Haack punts 40 yards to TEN 7, Center-J.Denney, downed by MIA-M.Thomas.

## Tennessee Titans at 1:36

1-10-TEN 7 (1:36) D.Henry up the middle to TEN 9 for 2 yards (R.Mauluga).

2-8-TEN 9 (:57) M.Cassel pass incomplete short left to D.Walker.

3-8-TEN 9 (:46) (Shotgun) M.Cassel pass incomplete short right to R.Matthews (L.Timmons).

4-8-TEN 9 (:40) (Punt formation) B.Kern punts 63 yards to MIA 28, Center-B.Brinkley. J.Grant pushed ob at MIA 42 for 14 yards (E.Weems).



Tennessee Titans vs Miami Dolphins at Hard Rock Stadium

Miami Dolphins at 0:29

1-10-MIA 42 (:29) J.Ajayi left tackle to TEN 47 for 11 yards (A.Williamson; D.Searcy).

R5

END OF QUARTER

	Score	Time Poss	First Downs				Efficiencies	
			R	P	X	T	3 Down	4 Down
Tennessee Titans	10	8:08	1	4	1	6	1/3	0/0
Miami Dolphins	10	6:52	2	1	0	3	1/4	0/0

## Fourth Quarter

10/8/2017

## Play By Play

Miami Dolphins continued.

<u>1-10-TEN 47</u>	(15:00) J.Ajayi right guard to TEN 39 for 8 yards (A.Williamson).	
2-2-TEN 39	(14:26) J.Ajayi up the middle to TEN 37 for 2 yards (D.Searcy; W.Woodyard).	R6
<u>1-10-TEN 37</u>	(14:03) J.Cutler pass short middle to J.Landry to TEN 20 for 17 yards (K.Byard).	P7
<u>1-10-TEN 20</u>	(13:19) J.Ajayi up the middle to TEN 18 for 2 yards (A.Williamson).	
2-8-TEN 18	(12:50) J.Ajayi right tackle to TEN 20 for -2 yards (L.Ryan; D.Morgan).	
3-10-TEN 20	(12:01) (Shotgun) J.Cutler pass short middle to J.Thomas to TEN 5 for 15 yards (C.Riley).	P8
<u>1-5-TEN 5</u>	(11:18) (Shotgun) J.Ajayi right guard to TEN 6 for -1 yards (K.Byard). TEN-W.Woodyard was injured during the play. His return is Questionable.	
2-6-TEN 6	(10:42) J.Cutler pass incomplete short right to J.Thomas.	
3-6-TEN 6	<b>(10:38) (Shotgun) J.Cutler pass short left to J.Landry for 6 yards, TOUCHDOWN.</b>	P9
	C.Parkey extra point is No Good, Wide Right, Center-J.Denney, Holder-M.Haack.	

<b>TEN 10 MIA 16, 10 plays, 58 yards, 4:56 drive, 4:27 elapsed</b>
--

C.Parkey kicks 57 yards from MIA 35 to TEN 8. E.Weems to TEN 26 for 18 yards (M.Hull).

*PENALTY on TEN-J.Smith, Offensive Holding, 10 yards, enforced at TEN 26.***Tennessee Titans at 10:33, (1st play from scrimmage 10:27)**

1-10-TEN 16	(10:27) M.Cassel pass incomplete short left to J.Fowler [C.Wake].	
2-10-TEN 16	(10:18) M.Cassel pass short right to J.Smith to TEN 17 for 1 yard (L.Timmons).	
3-9-TEN 17	(9:42) (Shotgun) M.Cassel pass incomplete deep middle to E.Decker.	
4-9-TEN 17	(9:27) (Pass formation) B.Kern punts 64 yards to MIA 19, Center-B.Brinkley. J.Landry to MIA 29 for 10 yards (T.Smith).	

**Miami Dolphins at 9:15**

1-10-MIA 29	(9:15) J.Ajayi left end to MIA 31 for 2 yards (B.Orakpo).	
2-8-MIA 31	(8:31) J.Cutler pass short left to J.Landry to MIA 39 for 8 yards (A.Williamson).	P10
<u>1-10-MIA 39</u>	(8:00) J.Cutler pass short left to K.Stills to TEN 48 for 13 yards (D.Searcy).	P11
<u>1-10-TEN 48</u>	(7:08) J.Cutler pass incomplete deep left to J.Landry.	
2-10-TEN 48	(7:00) J.Ajayi left guard to TEN 49 for -1 yards (D.Jones; E.Walden).	
3-11-TEN 49	(6:23) (Shotgun) J.Cutler sacked at MIA 37 for -14 yards (J.Casey).	
4-25-MIA 37	(5:51) (Punt formation) M.Haack punts 50 yards to TEN 13, Center-J.Denney. A.Jackson pushed ob at TEN 15 for 2 yards (K.Drake).	
	<i>Penalty on TEN-E.Weems, Running Into the Kicker, declined.</i>	

**Tennessee Titans at 5:15**

1-10-TEN 15	(5:15) M.Cassel pass short left to R.Matthews to TEN 26 for 11 yards (N.Allen; R.Mauluga).	P12
<u>1-10-TEN 26</u>	(4:46) D.Murray right end pushed ob at TEN 38 for 12 yards (R.Jones).	R13
<u>1-10-TEN 38</u>	(4:29) M.Cassel pass incomplete deep left to R.Matthews.	
2-10-TEN 38	(4:22) D.Henry right end to TEN 39 for 1 yard (L.Timmons; N.Allen).	
3-9-TEN 39	(3:42) (Shotgun) M.Cassel sacked at TEN 31 for -8 yards (C.Harris).	
4-17-TEN 31	(3:00) (Punt formation) B.Kern punts 47 yards to MIA 22, Center-B.Brinkley, out of bounds.	

**Miami Dolphins at 2:51**

1-10-MIA 22	(2:51) J.Ajayi right guard to MIA 25 for 3 yards (B.Orakpo).	
	Timeout #1 by TEN at 02:43.	
2-7-MIA 25	(2:43) J.Ajayi left end to MIA 25 for no gain (B.Orakpo).	
	Timeout #2 by TEN at 02:39.	
3-7-MIA 25	(2:39) J.Ajayi right guard to MIA 33 for 8 yards (W.Woodyard).	R12
	Timeout #3 by TEN at 02:06.	
<u>1-10-MIA 33</u>	(2:06) J.Ajayi right guard to MIA 38 for 5 yards (D.Morgan).	

**Two-Minute Warning**

2-5-MIA 38	(2:00) J.Ajayi up the middle to MIA 40 for 2 yards (D.Jones; J.Casey).	
3-3-MIA 40	(1:16) J.Ajayi left tackle to MIA 41 for 1 yard (D.Jones).	
	Timeout #2 by MIA at 00:29.	
4-2-MIA 41	(:29) (Punt formation) M.Haack punts 45 yards to TEN 14, Center-J.Denney, out of bounds.	
	<i>PENALTY on TEN-E.Weems, Offensive Holding, 7 yards, enforced at TEN 14.</i>	

**Tennessee Titans at 0:19**

**Tennessee Titans vs Miami Dolphins at Hard Rock Stadium**

1-10-TEN 7 (:19) (Shotgun) M.Cassel pass short left to D.Murray ran ob at TEN 14 for 7 yards.

2-3-TEN 14 (:13) (Shotgun) M.Cassel pass short middle to D.Walker to TEN 26 for 12 yards (L.Timmons).

P14

**END OF QUARTER**

	Score	Time Poss	First Downs				Efficiencies	
			R	P	X	T	3 Down	4 Down
<b>Tennessee Titans</b>	<b>10</b>	<b>4:01</b>	<b>1</b>	<b>2</b>	<b>0</b>	<b>3</b>	<b>0/2</b>	<b>0/0</b>
<b>Miami Dolphins</b>	<b>16</b>	<b>10:59</b>	<b>2</b>	<b>5</b>	<b>0</b>	<b>7</b>	<b>3/5</b>	<b>0/0</b>

# Miscellaneous Statistics Report

Tennessee Titans vs Miami Dolphins  
10/8/2017 at Hard Rock Stadium

## Ten Longest Plays for Tennessee Titans

Yards	Qtr	Play Start	Play Description
17	3	3-10-TEN 45	(10:35) (Shotgun) M.Cassel pass short right to R.Matthews to MIA 38 for 17 yards (N.Allen).
16	1	1-10-TEN 25	(:53) D.Henry left tackle to TEN 36 for 11 yards (R.Jones). PENALTY on MIA-D.Godchaux, Defensive Holding, 5 yards, enforced at TEN 36.
14	3	1-10-TEN 31	(11:59) (Shotgun) M.Cassel pass short middle to E.Decker to TEN 45 for 14 yards (R.Jones).
13	3	1-10-MIA 24	(8:48) D.Murray right end to MIA 11 for 13 yards (V.Taylor).
12	4	1-10-TEN 26	(4:46) D.Murray right end pushed ob at TEN 38 for 12 yards (R.Jones).
12	4	2-3-TEN 14	(:13) (Shotgun) M.Cassel pass short middle to D.Walker to TEN 26 for 12 yards (L.Timmons).
11	2	2-10-TEN 31	(1:07) (Shotgun) M.Cassel pass short right to D.Walker to TEN 42 for 11 yards (K.Alonso; N.Allen).
11	3	1-11-MIA 11	(7:31) M.Cassel pass short left to P.Supernaw for 11 yards, TOUCHDOWN.
11	4	1-10-TEN 15	(5:15) M.Cassel pass short left to R.Matthews to TEN 26 for 11 yards (N.Allen; R.Mauluga).
10	3	1-10-MIA 11	(8:10) D.Murray left end to MIA 2 for 9 yards (R.Mauluga; V.Taylor). PENALTY on MIA-R.Mauluga, Illegal Use of Hands, 1 yard, enforced at MIA 2.

## Ten Longest Plays for Miami Dolphins

Yards	Qtr	Play Start	Play Description
17	4	1-10-TEN 37	(14:03) J.Cutler pass short middle to J.Landry to TEN 20 for 17 yards (K.Byard).
15	4	3-10-TEN 20	(12:01) (Shotgun) J.Cutler pass short middle to J.Thomas to TEN 5 for 15 yards (C.Riley).
13	1	3-7-TEN 39	(2:40) (Shotgun) J.Cutler pass short middle to D.Williams to TEN 26 for 13 yards (K.Byard).
13	3	1-10-MIA 25	(7:17) J.Cutler pass short right to J.Landry to MIA 38 for 13 yards (D.Searcy).
13	4	1-10-MIA 39	(8:00) J.Cutler pass short left to K.Stills to TEN 48 for 13 yards (D.Searcy).
11	3	1-10-MIA 42	(:29) J.Ajayi left tackle to TEN 47 for 11 yards (A.Williamson; D.Searcy).
9	2	1-10-MIA 13	(12:42) J.Ajayi right tackle to MIA 22 for 9 yards (W.Woodyard).
9	2	1-10-MIA 23	(9:31) D.Williams right guard to MIA 32 for 9 yards (K.Byard; C.Riley).
9	3	2-10-MIA 38	(6:33) J.Cutler scrambles left end ran ob at MIA 47 for 9 yards (L.Ryan).
9	3	2-10-MIA 41	(3:18) J.Ajayi up the middle to 50 for 9 yards (A.Williamson).

## Touchdown Scoring Information

		Offense	Defense	Special Teams
<b>VISITOR</b>	Tennessee Titans	1	0	0
<b>HOME</b>	Miami Dolphins	1	1	0

## Player Scoring Information

Club	Player	TD	Rush TD	Rec TD	KO TD	Punt TD	Int TD	Fum TD	Misc TD	FG	XP	2Pt Rush	2Pt Rec	Sfty	Points
TEN	P.Supernaw	0	0	1	0	0	0	0	0	0	0	0	0	0	6
TEN	R.Succop	0	0	0	0	0	0	0	0	1	1	0	0	0	4
MIA	J.Landry	0	0	1	0	0	0	0	0	0	0	0	0	0	6
MIA	C.Parkey	0	0	0	0	0	0	0	0	1	1	0	0	0	4

## Possession Detail

	First Half		Second Half		Game	
	Visitor	Home	Visitor	Home	Visitor	Home
Largest Lead	0	10	0	6	0	10
Drives Leading	0	5	0	3	0	8
Time of Possession Leading	0:00	4:56	0:00	9:33	0:00	14:29
Largest Deficit	-10	0	-6	0	-10	0
Drives Trailing	6	0	4	0	10	0
Time of Possession Trailing	10:57	0:00	8:43	0:00	19:40	0:00
Times Score Tied Up		0		1		1
Lead Changes		1		1		2





## NFL STANDINGS

AMERICAN FOOTBALL CONFERENCE											
EAST DIVISION											
TEAM	W	L	T	PCT	PF	PA	HOME	AWAY	CONF	DIV	STREAK
Buffalo Bills	3	2	0	.600	89	74	2-0-0	1-2-0	2-1-0	1-0-0	Lost 1
New York Jets	3	2	0	.600	92	106	2-0-0	1-2-0	3-2-0	1-1-0	Won 3
New England Patriots	3	2	0	.600	148	142	1-2-0	2-0-0	1-1-0	0-0-0	Won 1
<b>MIAMI DOLPHINS</b>	<b>2</b>	<b>2</b>	<b>0</b>	<b>.500</b>	<b>41</b>	<b>67</b>	<b>1-1-0</b>	<b>1-1-0</b>	<b>2-1-0</b>	<b>0-1-0</b>	<b>WON 1</b>
NORTH DIVISION											
TEAM	W	L	T	PCT	PF	PA	HOME	AWAY	CONF	DIV	STREAK
Pittsburgh Steelers	3	2	0	.600	99	89	1-1-0	2-1-0	2-1-0	2-0-0	Lost 1
Baltimore Ravens	3	2	0	.600	90	97	1-1-0	2-1-0	3-2-0	2-1-0	Won 1
Cincinnati Bengals	2	3	0	.400	84	83	1-2-0	1-1-0	2-2-0	1-1-0	Won 2
Cleveland Browns	0	5	0	.000	77	124	0-3-0	0-2-0	0-5-0	0-3-0	Lost 5
SOUTH DIVISION											
TEAM	W	L	T	PCT	PF	PA	HOME	AWAY	CONF	DIV	STREAK
Jacksonville Jaguars	3	2	0	.600	139	83	1-1-0	2-1-0	3-2-0	1-1-0	Won 1
Houston Texans	2	3	0	.400	144	130	1-2-0	1-1-0	2-3-0	1-1-0	Lost 1
Tennessee Titans	2	3	0	.400	110	142	1-1-0	1-2-0	1-3-0	1-1-0	Lost 2
Indianapolis Colts	2	3	0	.400	97	159	2-1-0	0-2-0	1-0-0	0-0-0	Won 1
WEST DIVISION											
TEAM	W	L	T	PCT	PF	PA	HOME	AWAY	CONF	DIV	STREAK
Kansas City Chiefs	5	0	0	1.000	164	111	2-0-0	3-0-0	3-0-0	1-0-0	Won 5
Denver Broncos	3	1	0	.750	98	74	3-0-0	0-1-0	2-1-0	2-0-0	Won 1
Oakland Raiders	2	3	0	.400	108	109	1-1-0	1-2-0	2-2-0	0-1-0	Lost 3
Los Angeles Chargers	1	4	0	.200	99	115	0-3-0	1-1-0	0-3-0	0-2-0	Won 1

NATIONAL FOOTBALL CONFERENCE											
EAST DIVISION											
TEAM	W	L	T	PCT	PF	PA	HOME	AWAY	CONF	DIV	STREAK
Philadelphia Eagles	4	1	0	.800	137	99	2-0-0	2-1-0	3-0-0	2-0-0	Won 3
Washington Redskins	2	2	0	.500	91	89	1-1-0	1-1-0	1-1-0	0-1-0	Lost 1
Dallas Cowboys	2	3	0	.400	125	132	1-2-0	1-1-0	2-2-0	1-0-0	Lost 2
New York Giants	0	5	0	.000	82	122	0-2-0	0-3-0	0-4-0	0-2-0	Lost 5
NORTH DIVISION											
TEAM	W	L	T	PCT	PF	PA	HOME	AWAY	CONF	DIV	STREAK
Green Bay Packers	4	1	0	.800	137	112	3-0-0	1-1-0	3-1-0	1-0-0	Won 3
Detroit Lions	3	2	0	.600	123	97	1-2-0	2-0-0	3-2-0	1-0-0	Lost 1
Minnesota Vikings	3	2	0	.600	99	93	2-1-0	1-1-0	3-1-0	1-1-0	Won 1
Chicago Bears	1	4	0	.200	78	124	1-2-0	0-2-0	0-4-0	0-2-0	Lost 2
SOUTH DIVISION											
TEAM	W	L	T	PCT	PF	PA	HOME	AWAY	CONF	DIV	STREAK
Carolina Panthers	4	1	0	.800	105	94	1-1-0	3-0-0	2-1-0	0-1-0	Won 2
Atlanta Falcons	3	1	0	.750	104	89	1-1-0	2-0-0	3-0-0	0-0-0	Lost 1
New Orleans Saints	2	2	0	.500	93	78	0-1-0	2-1-0	1-1-0	1-0-0	Won 2
Tampa Bay Buccaneers	2	2	0	.500	85	83	2-1-0	0-1-0	2-1-0	0-0-0	Lost 1
WEST DIVISION											
TEAM	W	L	T	PCT	PF	PA	HOME	AWAY	CONF	DIV	STREAK
Seattle Seahawks	3	2	0	.600	110	87	2-0-0	1-2-0	2-1-0	2-0-0	Won 2
Los Angeles Rams	3	2	0	.600	152	121	1-2-0	2-0-0	2-2-0	1-1-0	Lost 1
Arizona Cardinals	2	3	0	.400	81	125	1-1-0	1-2-0	1-3-0	1-0-0	Lost 1
San Francisco 49ers	0	5	0	.000	89	120	0-2-0	0-3-0	0-4-0	0-3-0	Lost 5