



JACKSONVILLE JAGUARS VS. LOS ANGELES RAMS

2017 NFL WEEK 6 GAME RELEASE
SUNDAY, OCTOBER 15 | 4:05 PM EDT | EVERBANK FIELD



FOR IMMEDIATE RELEASE

TUESDAY, OCT. 10, 2017



JACKSONVILLE JAGUARS (3-2) vs. LOS ANGELES RAMS (3-2)

SUNDAY, OCT. 15, 2017 • 4:05 P.M. EDT • EVERBANK FIELD (64,341)



Tad Dickman - Sr. Manager, Public Relations • Amanda Holt - Business Public Relations Strategy Manager • Alex Brooks - Public Relations Coordinator
 Andy Esworthy - Public Relations Assistant • Gaby Moran - Public Relations Assistant • Dan Edwards - Sr. Vice President, Communications



THE OVERVIEW

In Week 6, the Jacksonville Jaguars (3-2), who are above .500 entering Week 6 for the first time since 2010, return home after three straight games away from EverBank Field and face the Los Angeles Rams (3-2) on Sunday, Oct. 15 at 4:05 p.m. ET. The Jaguars and Rams have met four times in the regular season, with Los Angeles leading the series, 3-1. The Jaguars' last and only win against the Rams took place on Oct. 18, 2009, when Jacksonville took down then-St. Louis, 23-20, in overtime at EverBank Field.

In Week 5, the Jaguars handed Pittsburgh its worst home loss in over 10 years, taking down the Steelers, 30-9. Despite three Pittsburgh drives in the red zone, the Jaguars held the Steelers without a TD and forced QB **Ben Roethlisberger** into a career-high five INTs. Next week, the Jaguars head to Indianapolis for their third AFC South matchup of the season, before their bye week in Week 8. Including this Sunday's game vs. Los Angeles, the Jaguars will play three of their next four games in front of their home crowd at EverBank Field.



KEYS TO VICTORY

The Jacksonville Jaguars enter Week 6 vs. Los Angeles leading the league in a number of important categories. The Jaguars lead the NFL with 165.2 rushing yards per game, and their 35.0 rushing attempts per game are also the highest mark in the NFL this season. The Jaguars rank fifth in the NFL in scoring average, totaling 27.8 points per game. In the passing game, the Jaguars have allowed just five sacks through five games, the second-fewest in the NFL this season and the fewest in franchise history through five games of a season.

The Jaguars pass rush has also been impressive in 2017, leading the league with 20 sacks, the most in franchise history through five games of a season. The Jaguars also lead the league in takeaways (15) and INTs (10), and rank second in the NFL with six forced fumbles – recovering five of those fumbles – the second-highest mark in the NFL. Off 15 takeaways, the Jaguars have scored 74 points, the highest mark in the NFL by nearly 30 points (Detroit ranks second in the NFL with 47 points off turnovers). Through five games, the Jaguars are +10 in turnover margin, which is the best mark in the NFL. Last season, the Jaguars finished with 13 takeaways and have already totaled 15 through five games in the 2017 season. Week 5 against Pittsburgh represented the first time in franchise history that the club registered multiple INTs returned for TDs in a single game. In Week 5, the Jaguars became the first team since the Chicago Bears on Oct. 1, 2012 (vs. Dallas) to register five INTs including two INTs returned for a TD in a single game, and it marked the first time the Jaguars held an opponent without an offensive TD since Oct. 19, 2014 vs. Cleveland.



JAGUARS MEDIA

The Jaguars Public Relations department utilizes Jaguars.com/media to keep the media up-to-date with relevant materials. On this site, you will find press releases, weekly game releases, transcripts, updated player biographies, results, game books, as well as the 2017 Jaguars media guide. For a PDF version of the media guide, please visit: http://prod.static.jaguars.clubs.nfl.com/assets/PDFs/MediaGuide/2017_mediaguide.pdf

To be added to the Jaguars distribution list, please email **Gaby Moran** (morang@nfl.jaguars.com).



ON THE CALL

TV BROADCAST INFORMATION: This Sunday's game will be broadcast regionally on FOX, locally on WFOX 30. **Dick Stockton** will handle the play-by-play duties with **Mark Schlereth** providing analysis. **Shannon Spake** will report from the sidelines.

RADIO BROADCAST INFORMATION: WJXL 1010-AM/92.5-FM returns as the team's radio broadcast partner in 2017, along with simulcast partner WGNE 99.9-FM. Jaguars radio broadcasts feature play-by-play announcer **Frank Frangie** joining former Jaguars **Jeff Lageman** and **Tony Boselli** in the booth, with **Rick Ballou** reporting from the sidelines. Jaguars.com reporter **J.P. Shadrick** co-hosts game day studio coverage alongside **Mike Dempsey** for the Jaguars radio network. The Publix tailgate show



MEDIA SCHEDULE

Wednesday, Oct. 11

10:45 a.m. Head Coach **Doug Marrone** available in TV studio
 11:45 a.m.-12:05 p.m. Practice open to media on practice fields
 1:30-2:15 p.m. Locker room open for interviews
 2:45 p.m. QB **Blake Bortles** available in TV studio

WEDNESDAY CONFERENCE CALLS

Rams: HC **Sean McVay** at 3:45 p.m.

Thursday, Oct. 12

11:45 a.m.-12:05 p.m. Practice open to media at Daily's Place
 1:30 p.m. OC **Nathaniel Hackett**, DC **Todd Wash** & **STC Joe DeCamillis** available
 1:30-2:15 p.m. Locker room open for interviews

Friday, Oct. 13

10:50-11:10 a.m. Practice open to media on game field
 12:25 p.m. Head Coach **Doug Marrone** available in media lobby
 12:25-1:10 p.m. Locker room open to media

Saturday, Oct. 14

No media availability

Sunday, Oct. 15

4:05 p.m. Kickoff vs. Los Angeles Rams



ROOKIE SENSATION

Rookie RB **Leonard Fournette** rushed 28 times for a career-best 181 yards (6.5 rush avg.) and two TDs in the team's Week 5 victory over Pittsburgh. His 181 rushing yards were the most in a game in the NFL this season and the most by a Jaguars RB since **Maurice Jones-Drew's** 186 on Dec. 5, 2010 at Tennessee. Fournette scored TDs on a two-yard leap in the second quarter and a game-clinching 90-yard TD scamper with 1:47 remaining in the fourth quarter. His 90-yard TD run was the longest run from scrimmage in Jaguars regular season history, and just the sixth time in NFL history that a player scored a rushing TD of at least 90 yards in the fourth quarter (first since **Ahman Green** on Dec. 28, 2003).

Through five games Fournette has rushed 109 times for 466 yards (4.3 avg.) and five TDs and caught 13 passes for 128 yards (9.8 avg.) and one TD. His 466 rushing yards and five rushing TDs are both the most by a rookie in franchise history through five games and his 466 rushing yards rank second in the NFL, trailing only Kansas City's rookie RB **Kareem Hunt**, who has totaled 609 rushing yards and four rushing TDs.

MEDIA INFORMATION

2017 REGULAR SEASON SCHEDULE

Date	Opponent	Time/Result
Sun. Sept. 10	at Houston Texans	W, 29-7
Sun. Sept. 17	TENNESSEE TITANS	L, 16-37
Sun. Sept. 24	BALTIMORE RAVENS	W, 44-7
Sun. Oct. 1	at New York Jets	L, 20-23 (OT)
Sun. Oct. 8	at Pittsburgh Steelers	W, 30-6
Sun. Oct. 15	LOS ANGELES RAMS	4:05 p.m. (FOX)
Sun. Oct. 22	at Indianapolis Colts	1 p.m. (CBS)
Sun. Oct. 29	BYE WEEK	
Sun. Nov. 5	CINCINNATI BENGALS	1 p.m. (CBS)
Sun. Nov. 12	LOS ANGELES CHARGERS	1 p.m. (CBS)
Sun. Nov. 19	at Cleveland Browns	1 p.m. (CBS)
Sun. Nov. 26	at Arizona Cardinals	4:25 p.m. (CBS)
Sun. Dec. 3	INDIANAPOLIS COLTS	1 p.m. (CBS)
Sun. Dec. 10	SEATTLE SEAHAWKS	1 p.m. (FOX)
Sun. Dec. 17	HOUSTON TEXANS	1 p.m. (CBS)
Sun. Dec. 24	at San Francisco 49ers	4:05 p.m. (CBS)
Sun. Dec. 31	at Tennessee Titans	1 p.m. (CBS)

All Game Times Eastern • Bold games: HOME

NFL WEEK 6 SCHEDULE

Thursday, October 12
Philadelphia at Carolina8:25 p.m.

Sunday, October 15
Miami at Atlanta 1 p.m.
Chicago at Baltimore..... 1 p.m.
Cleveland at Houston..... 1 p.m.
Green Bay at Minnesota..... 1 p.m.
Detroit at New Orleans 1 p.m.
New England at New York Jets 1 p.m.
San Francisco at Washington 1 p.m.
Tampa Bay at Arizona4:05 p.m.
Los Angeles Rams at Jacksonville ... 4:05 p.m.
Pittsburgh at Kansas City4:25 p.m.
Los Angeles Chargers at Oakland4:25 p.m.
New York Giants at Denver8:30 p.m.

Monday, October 16
Indianapolis at Tennessee.....8:30 p.m.

All Game Times Eastern

Week 6 Bye: Buffalo, Dallas, Seattle, Washington

PRONUNCIATION GUIDE

Eli Ankou	EE-lee ANN-koo
Arrelious Benn	a-REEL-ee-us
Abry Jones	A-bree
A.J. Bouye	BOY-yay
A.J. Cann	CAN
Calais Campbell	kuh-LAY-us
Tashaun Gipson	tuh-SHAWN
Abry Jones	A-bree
Yannick Ngakoue	yah-NEEK in-GAH-kway
Patrick Omameh	oh-MAH-meh
Jeremy Parnell	Jeremy
William Poehls	pails
Paul Posluszny	puz-LUZ-nee
James O'Shaughnessy	O-SEAN-uh-see
Dawuane Smoot	duh-WAHN
Jarrold Wilson	Jared

2017 TV AFFILIATES

WJAX	Jacksonville (flagship)
WFOX	Jacksonville (flagship)
WFTV	Orlando, Fla.
WSAV	Savannah, Ga.
WJTC	Mobile, Ala.
WTVY	Dothan, Ala.
WCJB	Gainesville, Fla.
WJHG	Panama City, Fla.
WCTV	Tallahassee, Fla.
WTAT	Charleston, S.C.
WSWG	Albany, Ga.
WIYC	Montgomery Selma, Ala.
WTVM	Columbus, Ga.
WRDW	Augusta, Ga.

2017 RADIO AFFILIATES

WJXL 1010 AM/92.5 FM		Jacksonville (flagship)			
STATION	CITY	AM/FM	STATION	CITY	AM/FM
WGNE	Jacksonville	99.9 FM	WJEM	Valdosta, Ga.	1150 AM/96.1 FM
WAOC	St. Augustine	1240 AM	WDDQ	Valdosta, Ga.	92.1 FM
WHOG	Daytona Beach	92.1 FM	WHFX	Brunswick, Ga.	107.7 FM
WGGG	Gainesville	92.1 FM/900 AM	WIFO	Jesup, Ga.	105.5 FM
WBDO	Orlando	1080 AM	WAYX	Waycross, Ga.	96.3 FM
WJHC	Jasper	107.5 FM	WZBX	Statesboro, Ga.	106.5 FM
WIXC	Melbourne	1060 AM	WNZF	Palm Coast	1550 AM
WMOP	Ocala	100.1 FM/1230 AM	WKBX	Kingsland, Ga.	106.3 FM

WEEKLY BROADCAST LINEUP

DAY	SHOW NAME	SHOW HOSTS	TIME	STATION
Monday	Jaguars Monday	J.P. Shadrick, Tony Boselli, Pete Prisco	6-8 p.m.	1010 XL, 92.5, jaguars.com
	Jaguars All Access presented by Fields Auto Group	Brent Martineau, Jeff Lageman, Calais Campbell and a player guest	7-7:30 p.m.	WJAX-TV
Tuesday	Jags Wired		11:35 p.m.	WFOX-TV
Wednesday	Jaguars.com Live presented by EverBank		1:30 p.m.	Jaguars.com
Thursday	Doug Marrone Show	Doug Marrone, Jeff Lageman, J.P. Shadrick	6-7 p.m.	1010 XL, 92.5, 99.9, jaguars.com
	Jaguars Thursday	J.P. Shadrick, Jeff Lageman, Tony Boselli	7-8 p.m.	1010 XL, 92.5, jaguars.com
Game day	EverBank Jaguars Weekend	J.P. Shadrick	10:30-11 a.m.	WFOX-TV
	Publix Tailgate Show	J.P. Shadrick, Mike Dempsey, others	3 hours before game	1010 XL, 92.5, jaguars.com
	Countdown to Kickoff	J.P. Shadrick, Mike Dempsey, others	1 hour before game	1010 XL, 92.5, 99.9, jaguars.com
	Jaguars Game Day	Frank Frangie, Jeff Lageman, Tony Boselli, Rick Ballou		1010 XL, 92.5, 99.9, jaguars.com
	Jaguars Postgame	J.P. Shadrick, Mike Dempsey, Jeff Lageman, Fred Taylor	Postgame	1010 XL, 92.5, 99.9, jaguars.com
	Scoreboard Show	J.P. Shadrick, Mike Dempsey	1 hour after game ends	1010 XL, 92.5, jaguars.com

2017 JACKSONVILLE JAGUARS • REGULAR SEASON WEEK 6 • VS. LOS ANGELES RAMS

2017 STATISTICS

2017 BY THE NUMBERS

142

RB **Leonard Fournette** recorded 142 rushing yards, including a 90-yard TD, in the second half against Pittsburgh in Week 5. Fournette's 142 rushing yards marked the first time a Jaguars player has rushed for 100-plus yards in a half since **Maurice Jones-Drew** rushed for 107 yards in the second half against Tennessee on Dec. 5, 2010.

51

S **Barry Church** recorded a 51-yard INT for a TD against the Steelers in Week 5, marking the first pick-six of his career. Church's 51-yard TD ranks as the fifth-longest offensive or defensive TD of the week. Teammate RB **Leonard Fournette** had the longest TD of the week with his 90 rushing TD in the fourth quarter.

23

In the second half last Sunday against Pittsburgh, the Jaguars had two pick-sixes, a 90-yard rushing TD and a 47-yard FG totaling 23 points. The 23 second half points were the third-most points the Jaguars have scored in a second half in franchise history and the most since 28 points against Cleveland on Dec. 3, 2000.

20+

With a 30-6 victory over Pittsburgh in Week 5, the Jaguars have three wins by 20-plus points this season. Jacksonville had three wins by 20-plus points in their previous seven seasons combined.

12

The Jaguars posted 12 PDs against the Steelers last Sunday, the most in a game in the NFL this year. CB **Jalen Ramsey** led the team with four PDs followed by DL **Abry Jones** with three. Sunday's 12 PDs in a game is the most since 13 PDs against Tennessee on Dec. 24, 2016.

2

In the fourth quarter against Pittsburgh, S **Tashaun Gipson** caught back-to-back INTs from Steelers' QB **Ben Roethlisberger**, marking just the third time in franchise history for a Jaguar to have two INTs in one quarter in a game (**Davon House**, third quarter, Nov. 15, 2015 vs. BAL; **Rashean Mathis**, fourth quarter, Sept. 18, 2006 vs. PIT).

JAGUARS MILESTONES

QB Blake Bortles:

- Has been sacked two-or-fewer times in eight consecutive games entering Week 6 vs. LAR

CB A.J. Bouye:

- Needs one more PD in 2017 to register his fourth consecutive season with at least six PDs
- Has had at least one PD in seven consecutive games entering Week 6 vs. LAR

DE Calais Campbell:

- Needs nine more tackles for a loss in 2017 to register his eighth consecutive season with at least 12 tackles for a loss

RB Leonard Fournette:

- Needs one TD in Week 6 vs. LAR to extend his consecutive games with a made TD streak to six games

K Jason Myers:

- Needs a FG in Week 6 vs. LAR to extend his consecutive games with a made FG streak to 11 games

LB Paul Posluszny:

- Needs one INT to tie DB **Derek Cox** (12; 2009-12) for the fourth-most career INTs in franchise history

2017 NFL STANDINGS

AFC East

Team	W	L	T	PF	PA	Home	Road	Div	Conf	Streak
Bills	3	2	0	89	74	2-0	1-2	1-0	2-1	1L
Jets	3	2	0	92	106	2-0	1-2	1-1	3-2	3W
Patriots	3	2	0	148	142	1-2	2-0	0-0	1-1	1W
Dolphins	2	2	0	41	67	1-1	1-1	0-1	2-1	1W

AFC North

Team	W	L	T	PF	PA	Home	Road	Div	Conf	Streak
Steelers	3	2	0	99	89	1-1	2-1	2-0	2-1	1L
Ravens	3	2	0	90	97	1-1	2-1	2-1	3-2	1W
Bengals	2	3	0	84	83	1-2	1-1	1-1	2-2	2W
Browns	0	5	0	77	124	0-3	0-2	0-3	0-5	5L

AFC South

Team	W	L	T	PF	PA	Home	Road	Div	Conf	Streak
Jaguars	3	2	0	139	83	1-1	2-1	1-1	3-2	1W
Texans	2	3	0	144	130	1-2	1-1	1-1	2-3	1L
Titans	2	3	0	110	142	1-1	1-2	1-1	1-3	2L
Colts	2	3	0	97	159	2-1	0-2	0-0	1-0	1W

AFC West

Team	W	L	T	PF	PA	Home	Road	Div	Conf	Streak
Chiefs	5	0	0	164	111	2-0	3-0	1-0	3-0	5W
Broncos	3	1	0	98	74	3-0	0-1	2-0	2-1	1W
Raiders	2	3	0	108	109	1-1	1-2	0-1	2-2	3L
Chargers	1	4	0	99	115	0-3	1-1	0-2	0-3	1W

NFC East

Team	W	L	T	PF	PA	Home	Road	Div	Conf	Streak
Eagles	4	1	0	137	99	2-0	2-1	2-0	3-0	3W
Redskins	2	2	0	91	89	1-1	1-1	0-1	1-1	1L
Cowboys	2	3	0	125	132	1-2	1-1	1-0	2-2	2L
Giants	0	5	0	82	122	0-2	0-3	0-2	0-4	5L

NFC North

Team	W	L	T	PF	PA	Home	Road	Div	Conf	Streak
Packers	4	1	0	137	112	3-0	1-1	1-0	3-1	3W
Lions	3	2	0	123	97	1-2	2-0	1-0	3-2	1L
Vikings	3	2	0	99	93	2-1	1-1	1-1	3-1	1W
Bears	1	4	0	78	124	1-2	0-2	0-2	0-4	2L

NFC South

Team	W	L	T	PF	PA	Home	Road	Div	Conf	Streak
Panthers	4	1	0	105	94	1-1	3-0	0-1	2-1	2W
Falcons	3	1	0	104	89	1-1	2-0	0-0	3-0	1L
Saints	2	2	0	93	78	0-1	2-1	1-0	1-1	2W
Buccaneers	2	2	0	85	83	2-1	0-1	0-0	2-1	1L

NFC West

Team	W	L	T	PF	PA	Home	Road	Div	Conf	Streak
Seahawks	3	2	0	110	87	2-0	1-2	2-0	2-1	2W
Rams	3	2	0	152	121	1-2	2-0	1-1	2-2	1L
Cardinals	2	3	0	81	125	1-1	1-2	1-0	1-3	1L
49ers	0	5	0	89	120	0-2	0-3	0-3	0-4	5L

2017 TEAM CAPTAINS

Twelfth-year TE **Mercedes Lewis** and fourth-year C **Brandon Linder** will serve as the team's offensive captains. Lewis is the longest-tenured player on the roster and the second-longest tenured player in franchise history. Linder enters his fourth year as a starting lineman and his second year as the starting center. Eleventh-year LB **Paul Posluszny** and fourth-year LB **Telvin Smith** will serve as Jacksonville's defensive captains. Posluszny has registered 931 tackles for the Jaguars and this marks his fourth consecutive year as a defensive captain. Since taking over as a starter in Week 12 of the 2014 season, Smith has amassed 349 tackles, the second-most in the NFL during that span. For the special teams units, seventh-year WR **Arrelious Benn** will serve as a captain. Benn appeared in 15 games last season. The captains were voted upon by the Jaguars' 53-man roster.

GAME NOTES



2017 ROSTER FACTS

Oldest Jaguars Player: Mercedes Lewis, 33, 5/19/84

Youngest Jaguars Player: Cam Robinson, 21, 10/9/95

Heaviest Jaguars Player: William Poehls, 344

Lightest Jaguars Player: Peyton Thompson, 184

Tallest Jaguars Player: Calais Campbell & William Poehls, 6-8

Shortest Jaguars Player: Jason Myers, Tyler Patmon, & Peyton Thompson, 5-10

Coaches who played football professionally: Doug Marrone (head coach), Marion Hobby (defensive line coach) Keenan McCardell (wide receivers coach), Ron Middleton (tight ends coach/assistant special teams coach), Scott Milanovich (quarterbacks coach), Tom Myslinski (strength and conditioning coordinator), Cedric Scott (assistant strength and conditioning coach), Tyrone Wheatley (running backs coach)

Most seasons with the Jaguars: Mercedes Lewis, 12

Most NFL Seasons: Mercedes Lewis, 12

College with the most Jaguars: Miami (Fla.), 3 - Calais Campbell, Allen Hurns, Brandon Linder; Michigan, 3 - Chad Henne, Patrick Omoreh, Jarrod Wilson; UCLA, 3 - Eli Ankou, Mercedes Lewis, Myles Jack

Former 1st round picks: 5- TE Mercedes Lewis (Jaguars - 2006), QB Blake Bortles (Jaguars - 2014), Dante Fowler Jr. (Jaguars - 2015), CB Jalen Ramsey (Jaguars - 2016), RB Leonard Fournette (Jaguars - 2017)

Players with Super Bowl rings: DL Malik Jackson, LB Lereentee McCray



JAGUARS/RAMS REG. SEASON SERIES BREAKDOWN

Jaguars' Record: 1-3 (Home: 1-0/ Away 0-3)

First Game: at STL 17, JAX 14 (10-20-96)

Last Game: at STL 34, JAX 20 (10-6-13)

Current Streak: 1 Loss

Longest JAX Win Streak: None

Longest LAR Win Streak: 2 (10/20/96 - 10/30/05)

Last JAX Home Win: (10/18/09): at JAX 23, STL 20 (OT)

Last JAX Home Loss: N/A

Last JAX Road Win: N/A

Last JAX Road Loss: (10/6/13) at STL 34, JAX 20

JAX Shutouts: None

LAR Shutouts: None

Most JAX points: 23, (10/18/09): at JAX 23, STL 20 (OT)

Most LAR points: 34, (10/6/13): at STL 34, JAX 20

Total JAX points: 78

Total LAR points: 95

Average JAX points: 19.5

Average LAR points: 23.8

Largest JAX Win: 3, (10/18/09): at JAX 23, SD 20 (OT)

Largest LAR Win: 14, (10/6/13): at STL 34, JAX 20

Most Pts., Both Teams: 54, 10/6/13): at STL 34, JAX 20

Fewest Pts., Both Teams: 31, (10/20/96): at STL 17, JAX 14



JAGUARS/RAMS 2017 TEAM COMPARISONS

*All based on NFL Rankings

	Jaguars	Rams
Record	3-2	3-2
Division Standing	1st (AFCs)	2nd (NFCW)
Turnover Margin	+10 (1st)	-1 (T-14th)
Offense		
Yds Per Game	324.8 (20th)	382.0 (5th)
Yds Per Play	5.12 (19th)	6.12 (4th)
Points Per Game	27.8 (5th)	30.4 (2nd)
Possession Average	30:30 (11th)	29:25 (22nd)
Rushing Yds Per Game	165.2 (1st)	110.8 (14th)
Passing Yds Per Game	159.6 (30th)	271.2 (5th)
Had Intercepted	4	3
Sacks Allowed/Yards	2/29	6/44
Fumbles/Lost	3/1	13/7
Third Down Pct.	34.4% (28th)	47.0% (4th)
Red Zone TD Pct.	62.5% (6th)	47.8% (24th)
Give-Aways	5	10
Defense		
Yds Per Game	324.2 (14th)	342.4 (20th)
Yds Per Play	4.87 (5th)	5.32 (19th)
Points Per Game	16.6 (T2nd)	24.2 (23rd)
Rushing Yds Per Game	146.4 (31st)	133.6 (27th)
Passing Yds Per Game	177.8 (3rd)	208.8 (10th)
Interceptions	10	6
Sacks/Yards	20/121	15/96
Opponents Fumbles/Lost	7/5	8/3
Third Down Pct.	39.7% (16th)	40.3% (17th)
Red Zone TD Pct.	41.7% (5th)	63.2% (27th)
Take-Aways	15	9
Special Teams		
Punt-Average Yds (Gross)	45.4	47.3
Punt-Average Yds (Net)	41.2	45.3
Punt Returns-Avg. Per	2.6	4.5
Punt Returns-Avg. Per Allowed	16.6	3.6
Kickoff Returns-Avg. Per	19.1	26.1
Kickoff Returns-Avg. Per Allowed	15.3	20.4
Field Goals Made/Attempts	10/12	15/16
Penalties		
Penalties Against/Yds	39/324	33/263
Opp. Penalties Against/Yd	41/359	29/185



JAGUARS-RAMS CONNECTIONS

Coaching Connections

Jaguars Secondary Coach **Perry Fewell** spent two seasons (2003-04) as the Rams Secondary Coach... Rams Quarterback Coach **Greg Olson** spent two seasons (2015-16) as the Jaguars Offensive Coordinator

Player Connections

Rams QB **Brandon Allen** was originally drafted by Jacksonville in the sixth round (201st overall) in the 2016 NFL Draft and spent one season with the team

2017 TEAM COMPARISON

JACKSONVILLE JAGUARS



STATISTIC	JAX	OPP
TOTAL FIRST DOWNS	98	95
Rushing	39	33
Passing	47	52
Penalty	12	10
3rd Down: Made/Att	22/64	27/68
3rd Down Pct.	34.4%	39.7%
4th Down: Made/Att	3/3	1/3
4th Down Pct.	100.0%	33.3%
POSSESSION AVG.	30:30	29:30
TOTAL NET YARDS	1,624	1,621
Avg. Per Game	324.8	324.2
Total Plays	317	333
Avg. Per Play	5.1	4.9
NET YARDS RUSHING	826	732
Avg. Per Game	165.2	146.4
Total Rushes	175	136
NET YARDS PASSING	798	889
Avg. Per Game	159.6	146.4
Sacked/Yards Lost	5/29	20/121
Gross Yards	827	1,010
Attempts/Completions	137/74	177/104
Completion Pct.	54.0%	58.8%
Had Intercepted	4	10
PUNTS/AVERAGE	25/45.4	24/43.7
NET PUNTING AVG.	41.2	41.5
PENALTIES/YARDS	39/324	41/359
FUMBLES/BALL LOST	3/1	7/5
TOUCHDOWNS	16	8
Rushing	5	5
Passing	7	3
Returns	4	0

STATISTIC	LAR	OPP
TOTAL FIRST DOWNS	104	93
Rushing	29	30
Passing	64	56
Penalty	11	7
3rd Down: Made/Att	31/66	29/72
3rd Down Pct.	47.0%	40.3%
4th Down: Made/Att	1/2	3/6
4th Down Pct.	50.0%	50.0%
POSSESSION AVG.	29:25	30:35
TOTAL NET YARDS	1,910	1,712
Avg. Per Game	382.0	342.4
Total Plays	312	322
Avg. Per Play	6.1	5.3
NET YARDS RUSHING	554	668
Avg. Per Game	110.8	133.6
Total Rushes	140	148
NET YARDS PASSING	1,356	1,044
Avg. Per Game	271.2	208.8
Sacked/Yards Lost	6/44	15/96
Gross Yards	1,400	1,140
Attempts/Completions	166/102	159/96
Completion Pct.	61.4%	60.4%
Had Intercepted	3	6
PUNTS/AVERAGE	16/47.3	21/46.0
NET PUNTING AVG.	45.3	43.2
PENALTIES/YARDS	33/263	29/185
FUMBLES/BALL LOST	13/7	8/3
TOUCHDOWNS	15	14
Rushing	6	7
Passing	7	7
Returns	2	0

2017 OFFENSIVE LEADERS		
Category	Player	Total
Scoring	Jason Myers	43
Pass Completions	Blake Bortles	74
Pass Attempts	Blake Bortles	135
Completion Pct.	Blake Bortles	54.8%
Passing Yards	Blake Bortles	827
Passing TDs	Blake Bortles	7
Passing INTs	Blake Bortles	4
Passer Rating	Blake Bortles	78.2
Yards Per Attempt	Blake Bortles	6.1
Rushes	Leonard Fournette	109
Rushing Yards	Leonard Fournette	466
Rushing Avg.	Leonard Fournette	4.3
Rushing TDs	Leonard Fournette	5
Receptions	Allen Hurns	18
Receiving Yards	Marqise Lee	208
Reception Avg.	Marqise Lee	13.9
Receiving TDs	Mercedes Lewis	3

2017 OFFENSIVE LEADERS		
Category	Player	Total
Scoring	Greg Zuerlein	60
Pass Completions	Jared Goff	100
Pass Attempts	Jared Goff	164
Completion Pct.	Jared Goff	61.0%
Passing Yards	Jared Goff	1,360
Passing TDs	Jared Goff	7
Passing INTs	Jared Goff	3
Passer Rating	Jared Goff	94.1
Yards Per Attempt	Jared Goff	8.3
Rushes	Todd Gurley	100
Rushing Yards	Todd Gurley	405
Rushing Avg.	Todd Gurley	4.1
Rushing TDs	Todd Gurley	4
Receptions	Todd Gurley	22
Receiving Yards	Robert Woods	252
Reception Avg.	Robert Woods	14.8
Receiving TDs	Todd Gurley	3

IN THEIR LAST MEETING



ST. LOUIS RAMS 34, JACKSONVILLE JAGUARS 20
Oct. 6, 2013 • Edward Jones Dome • St. Louis, MO



	1	2	3	4	OT	TOTAL	FG (MADE) & MISSED
JACKSONVILLE JAGUARS	10	0	3	7	-	20	Scobee (48) (34)
ST. LOUIS RAMS	7	17	0	10	-	34	Zuerlein (32) (37)

For the second week in a row the Jaguars scored first and showed promise early, but turnovers proved costly in a 34-20 loss to the Rams on the road. Injuries also took a toll as Luke Joeckel suffered a broken ankle and Blaine Gabbert left the game with a hamstring injury. Justin Blackmon made his season debut after serving a four-game suspension, and his impact was immediate as he took his first pass from Gabbert 67 yards for the game's first touchdown. St. Louis evened the score two series later when Matt Giordano intercepted Gabbert and returned the pick 82 yards for a touchdown. The Jaguars closed out the first quarter with a 48-yard Josh Scobee field goal but the Rams then answered with a 32-yarder by Greg Zuerlein. Two plays later a fumble by Clay Harbor was recovered and returned by Darian Stewart to the Jacksonville 16, and it took just one play for Sam Bradford to find Lance Kendricks with a 16-yard touchdown pass, giving the Rams their first lead of the day which they would not relinquish. At the end of the first half St. Louis increased the lead to 14 points on a Bradford-to-Austin Pettis scoring pass for a 24-10 halftime lead. On the first series of the second half the Rams went three-and-out and Chris Pronski partially blocked Johnny Hekker's punt, giving the Jaguars the ball at the St. Louis 25. The Jaguars advanced to the five and settled for a 23-yard field goal by Scobee, but on the play they accepted an offsides penalty against the Rams which gave them a fourth-and-goal at the two-yard line. Gabbert threw incomplete into the end zone, but offsetting penalties gave the Jaguars one more play and Gabbert was then intercepted by James Laurinaitis to end the scoring threat. A 34-yard Scobee field goal in the third quarter and a 37-yarder by Zuerlein made it 27-13 early in the fourth period. Jacksonville got within a touchdown of the lead when Chad Henne threw four yards to Cecil Shorts to make the score 27-20 with 10:22 left. A 31-yard Bradford touchdown pass to Pettis on the Rams' next possession capped the scoring.

Team	Q	Time	Scoring Play	Drive
Jags	1	10:31	J. Blackmon 67 yd. pass from B. Gabbert (Scobee kick)	4-93, 1:57
Rams	1	3:08	M. Giordano 82 yd. interception return (Zuerlein kick)	
Jags	1	0:13	J. Scobee 48 yd. Field Goal	7-50, 2:55
Rams	2	12:03	G. Zuerlein 32 yd. Field Goal	8-66, 3:10
Rams	2	11:34	L. Kendricks 16 yd. pass from S. Bradford (Zuerlein kick)	1-16, 0:08
Rams	2	0:27	A. Pettis 4 yd. pass from S. Bradford (Zuerlein kick)	12-90, 5:11
Jags	3	3:22	J. Scobee 34 yd. Field Goal	7:53, 1:52
Rams	4	14:47	G. Zuerlein 37 yd. Field Goal	10-65, 3:35
Jags	4	10:22	C. Shorts 4 yd. pass from C. Henne (Scobee kick)	12-28, 4:25

TEAM STATS

	PIT	JAX
First Downs (Run-Pass-Pen)	20(5-15-0)	12(4-8-0)
Total Yards-Plays-Avg.	372-68-5.5	243-52-4.7
Rushing Yards-Attempts-Avg.	111-28-4.0	56-15-3.7
Net Yards Passing (Sacked-Yds)	261 (4-12)	187 (1-4)
Att-Comp-Int	36-26-0	26-22-2
Third Down Conversions (%)	8-16 (50%)	3-12 (25%)
Fourth Down Conversions (%)	0-0 (0%)	1-1 (100%)
Punts-Avg.	5-45.4	5-45.0
Fumbles-Lost	1-1	3-0
Penalties-Yards	7-50	4-34
Time of Possession	35:17	24:43

INDIVIDUAL STATS

JAGUARS						RAMS					
RUSHING	ATT	YDS	AVG	LG	TD	RUSHING	ATT	YDS	AVG	LG	TD
M. Jones-Drew	17	70	4.1	20	0	Z. Stacy	14	78	5.6	12	0
J. Todman	3	16	5.3	9	0	D. Richardson	13	48	3.7	13	0
B. Gabbert	3	6	2.0	4	0	B. Cunningham	4	13	3.3	6	0
J. Forsett	1	2	2.0	2	0	S. Bradford	5	4	0.8	5	0
C. Henne	1	2	2.0	2	0	Total	36	143	4.0	13	0
Total	25	96	3.8	20	0						

PASSING	ATT	CMP	YDS	SK/YD	TD	LG	IN	RT
B. Gabbert	19	9	181	2/3	1	67	2	59.2
C. Henne	13	7	89	0/0	1	39	0	101.1
Total	32	16	270	2/3	2	67	2	73.7

RECEIVING	REC	YDS	AVG	LG	TD
J. Blackmon	5	136	27.2	67	1
C. Shorts	5	74	14.8	28	1
M. Jones-Drew	2	16	8.0	10	0
W. Ta'ufou'u	1	5	5.0	5	0
Total	16	270	16.9	67	2

INTERCEPTION: 0

SACKS: 1.0 S. Marks (-9 yds), 1.0 A. Branch (-5 yds)

TACKLES (TOP 3): J. Cyprien 12 (12 solo), P. Posluszny 7 (6 solo), R. Allen 5 (5 solo)

PASSING	ATT	CMP	YDS	SK/YD	TD	LG	IN	RT
Bradford	34	19	222	2/14	3	31	0	105.3
Total	34	19	222	2/14	3	31	0	105.3

RECEIVING	REC	YDS	AVG	LG	TD
A. Pettis	4	49	12.3	31	2
L. Kendricks	4	37	9.3	16	1
T. Austin	3	32	10.7	25	0
J. Cook	3	26	8.7	14	0
B. Quick	2	45	22.5	28	0
C. Givens	2	16	8.0	15	0
C. Harkey	1	17	17.0	17	0
Total	19	222	11.7	31	3

INTERCEPTION: 2 (M. Giordano, J. Laurinaitis)

SACKS: 1.0 M. Brockers (-3 yds), 1.0 C. Long (0 yds)

TACKLES (TOP 3): J. Laurinaitis 8 (6 solo), D. Stewart 6 (4 solo), C. Long 5 (5 solo)

SERIES HISTORY

JAGUARS ALL-TIME 300+ PASSING GAMES vs. LOS ANGELES RAMS

The Jaguars have posted two 300-yard passing games vs. the Rams in franchise history. The Jaguars have a 1-1 record in such games.

PLAYER	PERFORMANCE	DATE	RESULT
David Garrard	335 yards	October 18, 2009 vs. St. Louis	W, 23-20
Mark Brunell.....	421 yards	October 20, 1996 at St. Louis	L, 14-17

JAGUARS ALL-TIME 100+ RECEIVING GAMES vs. LOS ANGELES RAMS

The Jaguars have posted five 100-yard receiving games vs. the Rams in franchise history. The Jaguars have a 1-3 record in such games.

PLAYER	PERFORMANCE	DATE	RESULT
Justin Blackmon	136 yards	October 6, 2013.....	L, 20-34
Mike Sims-Walker	120 yards	October 18, 2009 vs. St. Louis	W, 23-20
Torry Holt	101 yards	October 18, 2009 vs. St. Louis	W, 23-20
Ernest Wilford.....	145 yards	October 30, 2005 at St. Louis	L, 21-24
Keenan McCardell.....	232 yards	October 20, 1996 at St. Louis	L, 14-17

JAGUARS ALL-TIME 100+ RUSHING GAMES vs. LOS ANGELES RAMS

The Jaguars have posted three 100-yard rushing games vs. the Rams in franchise history. The Jaguars have a 1-2 record in such games.

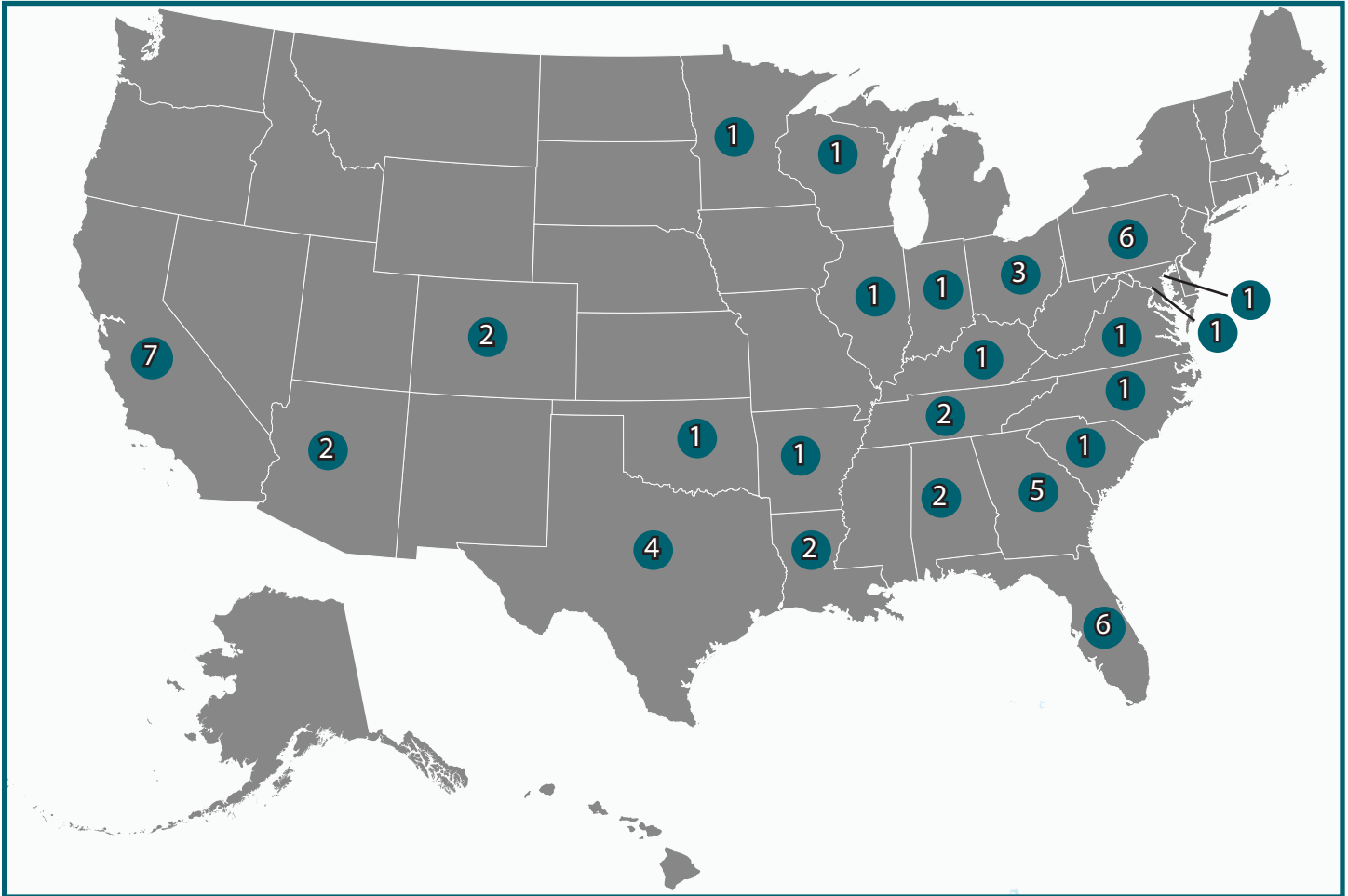
PLAYER	PERFORMANCE	DATE	RESULT
Maurice Jones-Drew.....	133 yards	October 18, 2009 vs. St. Louis	W, 23-20
Fred Taylor.....	165 yards	October 30, 2005 at St. Louis	L, 21-24
James Stewart	112 yards	October 20, 1996 at St. Louis	L, 14-17



Former RB **Maurice Jones-Drew** rushing for 133 yards against the Rams on Oct. 18, 2009.

HOMETOWN HEROES

The Jaguars players represent 26 states and two countries. Below is a breakdown. *Not seen is Canada.



ALABAMA (2)

Corey Grant
T.J. Yeldon

ARKANSAS (1)

Jermey Parnell

ARIZONA (2)

Myles Jack
William Poehts

CALIFORNIA (7)

Blair Brown
Malik Jackson
Marqise Lee
Mercedes Lewis
Jason Myers
Matt Overton
Peyton Thompson

COLORADO (2)

Calais Campbell
Max McCaffrey

DISTRICT OF COLUMBIA (1)

Arrelious Benn

FLORIDA (6)

Tommy Bohanon
Blake Bortles
Dante Fowler Jr.
Allen Hurns
Brandon Linder
Lerentee McCray

GEORGIA (5)

A.J. Bouye
Abry Jones
Jalen Myrick
Donald Payne
Telvin Smith

ILLINOIS (1)

James O'Shaughnessy

INDIANA (1)

Sheldon Day

KENTUCKY (1)

Keelan Cole

LOUISIANA (2)

Leonard Fournette
Cam Robinson

MARYLAND (1)

Yannick Ngakoue

MINNESOTA (1)

Chris Reed

NORTH CAROLINA (1)

Tyler Shatley

OHIO (3)

Patrick O'mameh
Dawuane Smoot
Jarrod Wilson

OKLAHOMA (1)

Aaron Colvin

PENNSYLVANIA (6)

Barry Church
Chad Henne
Ben Koyack
Lafayette Pitts
Paul Posluszny
Jaelen Strong

SOUTH CAROLINA (1)

A.J. Cann

TENNESSEE (2)

Jalen Ramsey
Josh Walker

TEXAS (3)

Chris Ivory
Tashaun Gipson
Tyler Patmon

VIRGINIA (1)

Josh Wells

WISCONSIN (1)

Brad Nortman

CANADA (1)

Eli Ankou

HEAD COACH DOUG MARRONE



Doug Marrone was named the sixth head coach of the Jaguars on Jan. 9, 2017 after previously serving as the team's interim head coach for the final two games of the 2016 season. Marrone was originally hired as the team's assistant head coach-offensive line coach on January 20, 2015, following a two-year stint as the head coach for the Buffalo Bills (2013-14).

In 2016, Marrone's offensive line allowed 34 sacks, 17 fewer than the previous season (51 sacks allowed) and 37 fewer than in 2014 (71 sacks allowed). The Jaguars' 34 sacks allowed were the fewest sacks allowed by the team since it yielded 31 sacks in 2007.

In his first season with the Jaguars in 2015, Marrone helped the offensive line provide protection for QB Blake Bortles, who set single-season franchise records with 355 completions, 606 pass attempts, 4,428 yards and 35 touchdowns. In addition, Marrone's squad blocked for rookie RB T.J. Yeldon, who accounted for 740 rushing yards and 279 receiving yards in 2015, becoming the first Jaguars rookie to surpass 1,000 scrimmage yards since Maurice Jones-Drew (1,377) in 2006. Yeldon also placed third among AFC RBs in 2016 with 84.9 scrimmage yards per game, trailing only LeSean McCoy and Chris Ivory.

Prior to joining the Jaguars, Marrone compiled a 15-17 mark at the Bills helm including a 9-7 mark in 2014, the team's most wins since 2004. He became only the third coach in Bills history to win 15 games in his first two seasons (Marv Levy, 19; Wade Phillips, 21). The Bills had six Pro Bowl selections during Marrone's two seasons.

The Bills had three different players with 60 receptions in 2014 for the first time in team history (Fred Jackson, 65; Sammy Watkins, 62; Robert Woods, 61) and the club produced six individual 100-yard receiving games. Watkins set team rookie records for receptions and receiving yards (982). The Bills ranked sixth in the NFL in 2014 with a plus-seven turnover differential.

In 2013, Marrone's offensive unit led the AFC and finished second in the NFL in rushing (144.2 avg.) while also leading the league with 95.5 pct. red zone efficiency mark. Rookie quarterback E.J. Manuel started 10 games and set team rookie records for passing touchdowns (11) and completions (180).

Prior to joining the Bills, Marrone spent four seasons (2009-12) as the head coach of his alma mater, Syracuse, where he led the program to a 21-17 record in the last three seasons. He guided the Orange to an 8-5 mark in 2010 and 2012 and both seasons culminated with a New Era Pinstripe Bowl championship. The Orange set several school records in 2012, including total yards (5,681), passing yards (3,619) and first downs (300). Marrone earned the American Football Coaches Association (AFCA) Region 1 Coach of the Year honors in 2011 and was a finalist for the Liberty Mutual Coach of the Year Award.

Marrone spent seven seasons in the NFL (2002-08) before becoming a collegiate head coach. From 2006-08, Marrone served as the offensive coordinator for the New Orleans Saints. He directed an offense that led the NFL in total offense (391.5 avg. in 2006; 410.7 avg. in 2008) and passing yards per game (281.4 avg. in 2006; 311.1 in 2008) in two different seasons (2006-08). The Saints' offensive line held their opponents to the fewest sacks allowed in the NFL in 2006 (16) and tied for the fewest sacks in the NFL from 2006-08 with 52 despite leading the NFL with 1,868 passing attempts during that span. Quarterback Drew Brees captured the NFL passing title in 2006 (4,418 yards) and 2008 (5,069) and became just the second passer in NFL history to eclipse 5,000 passing yards (Dan Marino, 1984).

Prior to his arrival in New Orleans, the franchise had never had a 4,000-yard passer or registered more than 5,700 yards of offense. Brees eclipsed 4,000 passing yards and the offense posted more than 5,700 yards in each of Marrone's three seasons with the Saints. The Saints established a team record with an NFL-best 6,264 yards of offense in 2006, 5,780 in 2007 (4th in the NFL) and led the NFL again in 2008 with 6,571 yards.

In Marrone's first season as an NFL offensive coordinator in 2006, left tackle Jammal Brown was voted to the All-Pro team and to the Pro Bowl in his first year at the position, while guard Jahri Evans was a unanimous All-Rookie selection. The Saints ranked fourth in the NFL in 2007 for total offense and set an NFL record for completions (440) and had franchise bests for passing first downs (222), attempts (652), touchdown passes (28) and completion percentage (67.5). In 2008, the Saints led the NFL in total offense while setting team records for points (463), total yards (6,571), net passing yards (4,977), touchdowns (57) and first downs (354).

Marrone was the offensive line coach of the New York Jets from 2002-05 and the team made two postseason appearances (2002, 2004) with him on the staff. In 2004, the Jets produced the NFL's third-best rushing offense (149.3 avg.) and Curtis Martin led the NFL with 1,697 rushing yards.

Before arriving in New York, Marrone served as tight ends/tackles coach at the University of Tennessee in 2001. He spent the 2000 season at the University of Georgia as offensive line coach after spending the previous five seasons (1995-99) at Georgia Tech where he was part of three consecutive bowl appearances. He was director of football operations for the Yellow Jackets in 1995 before coaching the tight ends in 1996 and offensive line from 1997-99.

Marrone began his coaching career in 1992 at Cortland (N.Y.) State as the school's tight ends coach before having stints as the offensive line coach at U.S. Coast Guard Academy (1993) and Northeastern University in 1994. A native of Bronx, New York, Marrone was a sixth-round draft pick of the Los Angeles Raiders in 1986 and played two years in the NFL. He played with the Miami Dolphins in 1987 and with the Saints in 1989. He also had playing stints with Pittsburgh, Dallas and Minnesota before closing his career with the NFL Europe's London Monarchs from 1991-92. Marrone was a three-year letterman at Syracuse. He returned to Syracuse and graduated in 1991 with a degree in liberal arts.

Doug and his wife, Helen, have two daughters, Madeline and Annie, and a son, Mack.

MARRONE'S TIMELINE

Team	Position	Years
Jacksonville Jaguars	Head Coach	2017
Jacksonville Jaguars	Asst. HC-Off./Off. Line Coach	2015-16*
Buffalo Bills	Head Coach	2013-14
Syracuse	Head Coach	2009-12
New Orleans Saints	Offensive Coordinator	2006-08
New York Jets	Offensive Line Coach	2002-05
Tennessee	Tight Ends/Tackles Coach	2001
Georgia	Offensive Line Coach	2000
Georgia Tech	Offensive Line Coach	1997-99
Georgia Tech	Tight Ends Coach	1996
Georgia Tech	Director of Football Operations	1995
Northeastern	Offensive Line Coach	1994
U.S. Naval Academy	Offensive Line Coach	1993
SUNY Cortland	Tight Ends Coach	1992

* Marrone was interim head coach for last two games in 2016

JAX COACHING HISTORY		
Name (Years)	W-L	W%
Doug Marrone* (2016-17)	4-3	.571
Gus Bradley (2013-16)	14-47	.230
Mike Mularkey (2012)	2-14	.125
Mel Tucker^ (2011)	2-3	.400
Jack Del Rio (2003-11)	68-71	.489
Tom Coughlin (1995-2002)	68-60	.531

* Marrone was interim head coach for last two games (1-1) in 2016
^ Tucker was interim head coach for last five games (2-3) in 2011

OFFENSIVE STATISTICS

SACKED NO MORE

Through the first five games of the season, the Jaguars offensive line has allowed only five sacks, currently the second-fewest in the NFL and the fewest by the Jaguars through the first five games of a season in franchise history.

FEWEST SACKS ALLOWED, 2017, NFL

Rk.	Team	Games	Sacks Allowed
1.	New Orleans	4	4
2.	Jacksonville	5	5
3.	Los Angeles Chargers	5	6
	Los Angeles Rams	5	6

FEWEST SACKS ALLOWED THROUGH FIRST FIVE GAMES, FRANCHISE HISTORY

Rk.	Year	Sacks Allowed
1.	2017	5
2.	2002	7
3.	2006	8
4.	2004	10

SCORING MARGIN MADE

Through five games this season, the Jaguars have a scoring margin of +56, the highest in the NFL. Since Head Coach **Doug Marrone** took over in Week 16 of the 2016 season, the Jaguars are +73 in point differential, second-best in the NFL over that span, trailing Kansas City (+86).

HIGHEST SCORING MARGIN, NFL, 2017

Rk.	Team	Points Margin
1.	Jacksonville	+56
2.	Kansas City	+53
3.	Philadelphia	+38
2.	Los Angeles Rams	+31
4.	Detroit	+26

BLAKE THE BUILDER

In 2016, QB **Blake Bortles** threw for 3,905 passing yards and 23 TDs, marking his second consecutive season with at least 3,500 passing yards and 20 TDs. Bortles is the first player in franchise history to achieve this feat.

BLAKE BORTLES CAREER STATISTICS

	G/GS	ATT	CMP	YDS	SK/YD	TD	LG	IN	RT
2014	14/13	475	280	2,908	55/345	11	63t	17	69.5
2015	16/16	606	355	4,428	51/320	35	90t	18	88.2
2016	16/16	625	368	3,905	34/197	23	51t	16	78.8
2017	5/5	135	74	827	5/29	7	35	4	78.2
Career	51/50	1,841	1,077	12,608	145/891	76	90t	55	79.5

Single-Season Franchise Record

MAGIC IN THE AIR

QB **Blake Bortles** became the fastest player in team history to surpass 10,000 career passing yards (41 games). Below is a breakdown of the most passing yards through 51 career games by a Jaguars QB.

PASSING YARDS THROUGH 51 CAREER GAMES BY A JAGUARS QB

Rk.	Player	Years	Yards
1.	Blake Bortles	2014-17	12,068
2.	Mark Brunell	1995-98	11,012
3.	Byron Leftwich	2003-06	9,042

TDS X 4

QB **Blake Bortles** completed 20-for-31 passes for 244 yards and four TDs vs. Baltimore in Week 3, marking his fourth career game with four or more passing TDs and the eighth time that a Jaguars QB achieved the feat in franchise history.

FOUR-PLUS PASSING TDs IN A GAME, FRANCHISE HISTORY

Rk.	Player (Date)	Passing TDs
1.	Blake Bortles (9/24/17)	4
2.	Blake Bortles (12/27/15)	4
3.	Blake Bortles (12/6/15)	5
4.	Blake Bortles (10/11/15)	4
5.	Chade Henne (11/18/12)	4
6.	David Garrard (10/31/10)	4
7.	Quinn Gray (12/30/07)	4
8.	Mark Brunell (11/29/1998)	4

Since 2015, Bortles' four games with four or more TDs ranks fourth in the NFL, trailing G.B.'s **Aaron Rodgers** (6), N.E.'s **Tom Brady** (5) and N.O.'s **Drew Brees** (5).

MULTIPLE GAMES WITH AT LEAST FOUR PASSING TDs, NFL, 2015-PRESENT

Rk.	Player (Team)	Games
1.	Aaron Rodgers (G.B.)	6
2.	Tom Brady (N.E.)	5
	Drew Brees (N.O.)	5
4.	Blake Bortles (JAX)	4
	Derek Carr (OAK)	4
	Eli Manning (NYG)	4
	Cam Newton (CAR)	4
	Matt Stafford (DET)	4
	Russell Wilson (SEA)	4

PASSER RATING BESTS

In Week 3, QB **Blake Bortles** completed 9-of-11 passes for 123 yards and one TD in the first quarter and finished the first half with a 143.6 passer rating against Baltimore. His 143.6 first quarter passer rating marks his seventh-best passer rating in a single quarter in his NFL career and the second time he has surpassed a passer rating of 140.0 in the first quarter.

BORTLES' HIGHEST PASSER RATINGS IN A QUARTER IN HIS CAREER

Date	Opponent	Quarter	Passer Rating
10/26/14	Miami	4	158.3
12/27/15	New Orleans	3	158.3
9/17/17	Tennessee	4	155.8
9/20/15	Miami	1	155.8
12/24/16	Tennessee	1	154.2
12/6/15	Tennessee	4	151.0
12/20/15	Atlanta	3	146.8
9/28/14	San Diego	2	145.5
9/24/17	Baltimore	1	143.9
10/11/15	Tampa Bay	4	142.4

Against the Ravens in Week 3, Bortles completed 20-of-31 passes (64.5 comp. pct.) for 244 yards and four TDs for a 128.2 passer rating. His 128.2 passer rating marks his second-highest passer rating of his 49-game career.

BORTLES' HIGHEST PASSER RATINGS IN HIS CAREER

Date	Opponent	Passer Rating
12/06/15	Tennessee	134.5
9/24/17	Baltimore	128.2
10/11/15	Tampa Bay	125.4
12/27/15	New Orleans	124.5
12/13/15	Indianapolis	114.6

OFFENSIVE STATISTICS



THE RUNNING QB

Since 2014, QB **Blake Bortles** has a 6.50-yard rushing avg., the highest among all QBs in the NFL with a minimum of 100 rushing attempts. In 2016, Bortles totaled 359 yards on 58 carries (6.19 rushing avg.), including three TDs. On Sunday, Bortles had a 9-yard carry against the Steelers.

MOST YARDS PER CARRY BY A QUARTERBACK, NFL, 2014-PRESENT (min. 100 attempts)

Rk.	Player	Att.	Rush Avg.
1.	Blake Bortles	181	6.50
2.	Marcus Mariota	114	6.29
3.	Aaron Rodgers	186	5.73
4.	Russell Wilson	323	5.62



BORTLES MOVES INTO THIRD

QB **Blake Bortles** ranks third in Jaguars history in career pass attempts (1,841), career pass completions (1,077) and career passing yards (12,068). In 2016, Bortles broke his single-season franchise records, previously set in 2015, for pass completions (368) and pass attempts (625).

CAREER PASS ATTEMPTS, FRANCHISE HISTORY

Rk	Player	Att.
1.	Mark Brunell	3,616
2.	David Garrard	2,281
3.	Blake Bortles	1,841
4.	Byron Leftwich	1,344

CAREER PASS COMPLETIONS, FRANCHISE HISTORY

Rk	Player	Comp.
1.	Mark Brunell	2,184
2.	David Garrard	1,406
3.	Blake Bortles	1,077
4.	Byron Leftwich	789

CAREER PASSING YARDS, FRANCHISE HISTORY

Rk	Player	Yards
1.	Mark Brunell	25,698
2.	David Garrard	16,003
3.	Blake Bortles	12,068
4.	Byron Leftwich	9,042



FOURNETTE'S FIRST FIVE

Rookie RB **Leonard Fournette** has totaled 109 rushes for 466 yards, including five TDs, and 13 receptions for 128 yards, including one TD, in his first five NFL games, becoming the seventh player in NFL history to rush for at least 450 yards and five rushing TDs through five career games.

AT LEAST 450 RUSHING YARDS AND FIVE TDs THROUGH FIVE CAREER GAMES, NFL

Year	Player (Team)	Rush Yds	Rush TD
2017	Leonard Fournette (JAX)	466	5
2016	Ezekiel Elliott (DAL)	546	5
2004	Julius Jones (DAL)	533	6
2001	LaDainian Tomlinson (S.D.)	486	7
1994	Marshall Faulk (CLE)	459	6
1983	Eric Dickerson (STL)	645	9
1980	Billy Sims (DET)	560	5



TOUCHDOWN TOES

Last Sunday, RB **Leonard Fournette** registered 28 carries for 181 yards, including two rushing TDs, and one reception for three yards. Fournette now has a TD in every NFL game (five rushing, one receiving), becoming the first player in franchise history to score a scrimmage TD in each of his first five career games. Fournette is the only non-QB in the NFL responsible for at least one TD in each of the first five games of this season (ATL had its bye week on 10/8).

CONSECUTIVE GAMES WITH AT LEAST ONE SCRIMMAGE TD, NFL, 2017

Rk.	Player (Team)	Games
1.	Leonard Fournette (JAX)	5
2.	Devonta Freeman (ATL)	4
	Chris Hogan (N.E.)	4
4.	Four players	3



RUN, ROOKIE, RUN

This season, Rookie RB **Leonard Fournette** has rushed 109 times for 466 yards, including five rushing TDs, in his first five games. This marks the most rushing yards and rushing TDs by a Jaguars rookie RB through five career games.

MOST RUSHING YARDS AND RUSHING TDs THROUGH FIVE CAREER GAMES IN JAGUARS HISTORY

Rk.	Player (Year)	Yards	TDs
1.	Leonard Fournette (2017)	466	5
2.	Fred Taylor (1998)	379	4
3.	T.J. Yeldon (2015)	291	0
4.	James Stewart (1995)	184	1
5.	Maurice Jones-Drew (2006)	177	2



FOURNETTE IN FRANCHISE HISTORY

Last Sunday against the Steelers, RB **Leonard Fournette** recorded 28 carries for 181 rushing yards, the second-most rushing yards in a game by a rookie in franchise history and tied for the fifth-most in a game by a Jaguar.

MOST RUSHING YARDS IN A GAME AS A ROOKIE, FRANCHISE HISTORY

Player	Date	Rush Yds
Fred Taylor	Dec. 6, 1998 vs. Det.	183
Leonard Fournette	Oct. 8, 2016 at Pit.	181
Maurice Jones-Drew	Dec. 10, 2006 vs. Ind.	166
Maurice Jones-Drew	Dec. 24, 2006 vs. N.E.	131

MOST RUSHING YARDS IN A GAME, FRANCHISE HISTORY

Player	Date	Rush Yds
Fred Taylor	Nov. 19, 2000 at Pit.	234
Fred Taylor	Dec. 21, 2003 vs. N.O.	194
Maurice Jones-Drew	Dec. 5, 2010 at Ten.	186
Fred Taylor	Dec. 6, 1998 vs. Det.	183
Fred Taylor	Dec. 3, 2000 vs. Cle.	181
Leonard Fournette	Oct. 9, 2017 at Pit.	181

OFFENSIVE STATISTICS



CARRIES ON CARRIES

RB **Leonard Fournette** totaled 28 rushes against Pittsburgh in Week 5, the second-most by a rookie in a game in franchise history. Fournette's 109 carries on the season are currently the fifth-most by a rookie in Jaguars history.

MOST RUSHING ATTEMPTS IN A GAME AS A ROOKIE, FRANCHISE HISTORY

Player	Date	Attempts
Fred Taylor	Dec. 6, 1998 vs. Det.	32
Leonard Fournette	Oct. 8, 2017 at Pit.	28
Fred Taylor	Nov. 8, 1998 vs. Cin.	27
Leonard Fournette	Sept. 10, 2017 a Hou.	26

MOST RUSHING ATTEMPTS IN A SEASON AS A ROOKIE, FRANCHISE HISTORY

Player	Year	Attempts
Fred Taylor	1998	264
T.J. Yeldon	2015	182
Maurice Jones-Drew	2006	166
James Stewart	1995	137
Leonard Fournette	2017	109
Elvis Joseph	2001	68



RISING ROOKIE RECORDS

RB **Leonard Fournette** tallied his first multi-TD game in Week 5 against the Steelers with rushing TDs of two and 90 yards, marking the eighth time a rookie had two rushing TDs in a game in franchise history. Fournette has totaled five rushing TDs so far this season, the third-most by a rookie in franchise history.

MOST RUSHING TDs IN A GAME AS A ROOKIE, FRANCHISE HISTORY

Player	Date	TDs
Fred Taylor	Nov. 15, 1998 vs. T.B.	3
Leonard Fournette	Oct. 9, 2017 at Pit.	2
Maurice Jones-Drew	Dec. 23, 2006 vs. N.E.	2
Maurice Jones-Drew	Dec. 10, 2006 vs. Ind.	2
Maurice Jones-Drew	Oct. 8, 2006 vs. NYJ	2
David Garrard	Oct. 13, 2002 at Ten.	2
Fred Taylor	Oct. 12, 1998 vs. Mia.	2
Fred Taylor	Dec. 6, 1998 vs. Det.	2

MOST RUSHING TDs IN A SEASON AS A ROOKIE, FRANCHISE HISTORY

Player	Year	TDs
Fred Taylor	1998	14
Maurice Jones-Drew	2006	12
Leonard Fournette	2017	5
Greg Jones	2004	3



RUNNING PACK

RB **Leonard Fournette** posted 28 carries for 181 yards and one catch for three yards and two rushing TDs in Week 5 against the Steelers. Fournette is one of three NFL players with at least 500 total scrimmage yards and six TDs in 2017.

500-PLUS SCRIMMAGE YARDS AND AT LEAST THREE TDs, NFL, 2017 SEASON

Player (Team)	Rush	Rec.	Scrim. Yds	TD
Kareem Hunt (K.C.)	609	166	775	6
Todd Gurley (LAR)	405	241	646	7
Leonard Fournette (JAX)	466	128	594	6



90 YARD

Last Sunday, RB **Leonard Fournette** posted a 90-yard TD run in the fourth quarter, the longest run from scrimmage in Jaguars regular season history, and just the fifth time in NFL history since 1950 that a player has scored a rushing TD of at least 90 yards in the fourth quarter (first since G.B.'s **Ahman Green** on Dec. 28, 2003).

LONGEST RUNS IN FRANCHISE HISTORY

Player	Date	Yards
Leonard Fournette	Oct. 9, 2017 at Pit.	90
Maurice Jones-Drew	Nov. 1, 2009 at Ten.	80
Fred Taylor	Dec. 9, 2007 vs. Car.	80
Fred Taylor	Oct. 12, 1998 vs. Mia.	77

FOURTH QUARTER RUSHING TDs OF 90-PLUS YARDS SINCE 1950

Player (Team)	Date	Yards
Leonard Fournette (JAX)	Oct. 9, 2017 at Pit.	90
Ahman Green (G.B.)	Dec. 28, 2003 vs. Den.	98
Tony Dorsett (DAL)	Jan. 3, 1983 at Min.	99
Bob Hoernschemeyer (DET)	Nov. 23, 1950 vs. NYY	96
Jim Spavital (BAL)	Nov. 5, 1950 vs. G.B.	96



ROOKIE 100

Last Sunday, RB **Leonard Fournette** recorded 28 carries for 181 rushing yards, including two TDs, against Pittsburgh. That marks Fournette's second 100-yard game in 2017 and needs five more 100-yard games to break **Fred Taylor's** rookie record of six 100-yard games set in 1998.

MOST 100-YARD RUSHING GAMES AS A ROOKIE, FRANCHISE HISTORY

Rk.	Player (Year)	Games
1.	Fred Taylor (1998)	6
2.	Maurice Jones-Drew (2006)	3
3.	Leonard Fournette (2017)	2
	T.J. Yeldon (2015)	2



FOURNETTE'S FIRST

Rookie RB **Leonard Fournette** rushed for 100 yards in his first NFL game at Houston in Week 1 to become the first player in Jaguars history to rush for at least 100 yards in his NFL debut. Fournette also became the eighth player in NFL history to register at least 100 rushing yards, one rushing TD and three receptions in their NFL debut according to Pro Football Reference.

AT LEAST 100 RUSHING YARDS, ONE RUSHING TD AND THREE RECEPTIONS IN NFL DEBUT

Year	Player	Rush Yds	Rush TD	Rec.
2017	Leonard Fournette	100	1	3
2017	Kareem Hunt	148	1	5
2012	Mikel Leshoure	100	1	4
2008	Matt Forte	123	1	3
1999	Edgerrin James	112	1	4
1982	Marcus Allen	116	1	4
1981	Randy McMillan	146	2	3
1979	William Andrews	167	1	3

OFFENSIVE STATISTICS

GOT IT DONE IN WEEK 1

Rookie RB **Leonard Fournette** rushed for 100 yards in Week 1 against the Texans, becoming the first Jaguars rookie and just the second Jaguar to rush for 100 or more yards in a season opener.

MOST RUSHING YARDS IN WEEK 1 IN JAGUARS HISTORY

Rk.	Player (Year)	Yards
1.	James Stewart (1998)	115
2.	Leonard Fournette (2017)	100
3.	Maurice Jones-Drew (2010)	98
4.	Maurice Jones-Drew (2011) Maurice Jones-Drew (2009)	97

THE UNRAFTED

WR **Allen Hurns** is in his fourth season in the NFL as an undrafted player. Below is where Hurns ranks among undrafted WRs through the first four seasons in receiving yards (17th), touchdowns (T-9th) and receptions (15th).

RECEIVING YARDS THROUGH FIRST FOUR SEASONS BY UDFA WRs

Rk	Player (Years)	Rec.
16.	Hugh Taylor (1947-50)	2,466
17.	Allen Hurns (2014-17)	2,392
18.	Bob Mann (1948-51)	2,359

TOUCHDOWNS THROUGH FIRST FOUR SEASONS BY UDFA WRs

Rk	Player (Years)	Rec. TDs
8.	Oronde Gadsden (1998-2001)	22
9.	Allen Hurns (2014-17) Rod Smith (1995-98)	21 21

RECEPTIONS THROUGH FIRST FOUR SEASONS BY UDFA WRs

Rk	Player (Years)	Receptions
14.	Drew Bennett (2001-04)	169
15.	Allen Hurns (2014-17)	168
16.	Three players	155

WEMBLEY'S WINNERS

Fourth-year WR **Allen Hurns** posted three receptions for 20 yards (6.7 rec. avg.) and one TD against Baltimore at Wembley Stadium, marking his third consecutive game with a TD reception at London's Wembley Stadium. Hurns joins **Brandon Lloyd** and teammate **Marcedes Lewis** as the only players in NFL history to catch at least three TD passes at Wembley Stadium.

A FOR ALLEN

WR **Allen Hurns** (14.2) ranks second in Jaguars history in career yards-per-reception (min. 100 receptions).

MOST YARDS PER RECEPTION, FRANCHISE HISTORY (min. 100 receptions)

Rk.	Player (Year)	Avg.	Rec.	Yds.
1.	Jimmy Smith (1995-2005)	14.3	862	12,287
2.	Allen Hurns (2014-17)	14.2	168	2,392
3.	Allen Robinson (2014-17)	14.1	202	2,848
4.	Ernest Wilford (2004-10)	13.9	153	2,120
5.	Mike Sims-Walker (2008-11)	13.5	107	1,442

UNRAFTED ROOKIES

Since the Jaguars' inaugural season in 1995, there have been 42 undrafted rookies to make the club's opening day roster. In the last 10 years, the Jaguars have had at least one undrafted rookie on the opening day roster each year.

Year	Player
2017	WR Keelan Cole
2016	S Jarrod Wilson
2015	LB Thurston Armbrister, RB Corey Grant, CB Nick Marshall
2014	WR Allen Hurns, G Tyler Shatley, OT Josh Wells
2013	DT Abry Jones, LB LaRoy Reynolds, LS Carson Tinker
2012	DB Antwon Blake, WR Kevin Elliott, LB Julian Stanford, C Mike Brewster
2011	OT Cameron Bradfield, WR Jamar Newsome, CB Kevin Rutland
2010	LB Jacob Cutrera, OT Kevin Haslam, DE Aaron Morgan
2009	LB Russell Allen, DE Julius Williams
2008	CB Brian Witherspoon, CB Isaiah Gardner

HAT TRICK FOR LEWIS

In Week 3, TE **Marcedes Lewis** caught three TDs from QB **Blake Bortles** against Baltimore. Lewis joins WR **Allen Robinson** and former WR **Jimmy Smith** as the only players in franchise history to catch at least three TD passes in a single game.

MOST RECEIVING TDs IN A GAME, FRANCHISE HISTORY

Date	Opponent	Player	TDs
Sept. 24, 2017	Baltimore	Marcedes Lewis	3
Dec. 6, 2015	Tennessee	Allen Robinson	3
Sept. 10, 2000	Baltimore	Jimmy Smith	3

FRANCHISE 4000

TE **Marcedes Lewis** (4,260) joins former WRs **Jimmy Smith** (12,287 from 1995-2005) and **Keenan McCardell** (6,393 from 1996-2001) as the only players in Jaguars history to record at least 4,000 career receiving yards.

MOST RECEIVING YARDS, FRANCHISE HISTORY

Rk.	Player (Years)	Yards
1.	Jimmy Smith (1995-2005)	12,287
2.	Keenan McCardell (1996-2001)	6,393
3.	Marcedes Lewis (2006-17)	4,260
4.	Maurice Jones-Drew (2006-13)	2,873

LUXURY MERCEDES

After posting three receiving TDs against Baltimore in Week 3, TE **Marcedes Lewis** has produced 31 career receiving TDs, the second-most in franchise history, and 356 career receptions, the third-most in franchise history.

MOST RECEIVING TDs, FRANCHISE HISTORY

Rk.	Player (Years)	Games
1.	Jimmy Smith (1995-2005)	67
2.	Marcedes Lewis (2006-17)	31
3.	Keenan McCardell (1996-2001)	30

MOST RECEPTIONS, FRANCHISE HISTORY

Rk.	Player (Years)	Receptions
1.	Jimmy Smith (1995-2005)	862
2.	Keenan McCardell (1996-2001)	499
3.	Marcedes Lewis (2006-17)	356

OFFENSIVE STATISTICS

LEWIS PLAYS 150

In Week 7 of the 2016 season, TE **Mercedes Lewis** played in his 150th career game as a Jaguar. Lewis (159) has appeared in the fourth-most games in Jaguars history, trailing **Brad Meester** (209), **Jimmy Smith** (171) and **Josh Scobee** (168).

CAREER GAMES PLAYED AS A JAGUAR

Rk.	Player (Years)	Games
1.	Brad Meester (2000-13)	209
2.	Jimmy Smith (1995-2005)	171
3.	Josh Scobee (2004-14)	168
4.	Mercedes Lewis (2006-17)	159*
5.	Fred Taylor (1998-2008)	140

*Active player

TOP TIGHT END

Twelfth-year TE **Mercedes Lewis** ranks first in Jaguars history in receptions (356), receiving yards (4,260) and receiving TDs (31) by a TE.

MOST RECEPTIONS BY A TE, FRANCHISE HISTORY

Rk.	Player	Receptions
1.	Mercedes Lewis	356
2.	Kyle Brady	241
3.	Pete Mitchell	191

MOST RECEIVING YARDS BY A TE, FRANCHISE HISTORY

Rk.	Player	Yards
1.	Mercedes Lewis	4,260
2.	Kyle Brady	2,500
3.	Pete Mitchell	2,091

MOST RECEIVING TDs BY A TE, FRANCHISE HISTORY

Rk.	Player	TDs
1.	Mercedes Lewis	31
2.	Kyle Brady	13
3.	Damon Jones	11
	Pete Mitchell	11

TIGHT ENDS STAYING PUT

TE **Mercedes Lewis** has played in 159 career games as a Jaguar, the fourth-longest tenure among active TEs who have played their entire career with the team that drafted them.

MOST GAMES PLAYED BY A TIGHT END FOR ONE TEAM, NFL, ACTIVE PLAYERS

Rk.	Player (Team)	Games
1.	Jason Witten (DAL)	228
2.	Antonio Gates (LAC)	209
3.	Brent Celek (PHI)	164
4.	Mercedes Lewis (JAX)	159
5.	Rob Gronkowski (N.E.)	92

44 POINTS

The Jaguars finished with 44 points in Week 3 against the Ravens, tied for the fifth-most in franchise history and the most since scoring a franchise record 51 points against the Colts on Dec. 13, 2015. The Jaguars' 37-point margin of victory (44-7) against the Ravens was the fifth-largest in franchise history.

MOST POINTS IN A GAME IN FRANCHISE HISTORY

Rk.	Date	Opponent	Score
1.	12/13/15	Indianapolis	51-16
2.	12/23/07	Oakland	49-11
3.	12/3/00	Cleveland	48-0
4.	11/1/98	Baltimore	45-19
5.	9/24/17	Baltimore	44-7
	12/10/09	Indianapolis	44-17
	12/10/00	Arizona	44-10

WINNING MARGIN

Jacksonville defeated Pittsburgh, 30-9, in Week 5. The 21-point road margin of victory was the seventh-largest in team history and the first time winning on the road by at least 20 points since Houston (29-7) in Week 1. (Week 3's 44-7 win at Wembley Stadium was a Jaguars home game.)

LARGEST ROAD MARGIN OF VICTORY IN FRANCHISE HISTORY

Opponent	Date	Score	Margin
Cincinnati	Oct. 31, 1999	41-10	31
Minnesota	Dec. 23, 2001	33-3	30
Baltimore	Nov. 1, 1998	45-19	26
Detroit	Nov. 9, 2008	38-14	24
Atlanta	Nov. 7, 1999	30-7	23
Houston	Sept. 10, 2017	29-7	22
Pittsburgh	Oct. 8, 2017	30-9	21

LONDON CALLING

On Aug. 21, 2012, the Jaguars made history by becoming the first NFL team to commit to playing four home games at London's historic Wembley Stadium. Jaguars Owner **Shad Khan**, along with NFL Commissioner **Roger Goodell**, declared that the Jaguars would play one game each season in the United Kingdom from 2013-16. The deal has been extended through 2020.

On Sept. 24, the Jaguars defeated Baltimore, 44-7, in a Week 3 matchup at Wembley Stadium, which was the team's third consecutive win in London, they are now averaging 27.0 points per game at Wembley Stadium. The official attendance for the game was 84,592, a record for any NFL game played in the United Kingdom.

JAGUARS ALL-TIME RECORD IN LONDON (2013-17 seasons)

Date	Week	Opponent	Result	Attendance
9/24/17	3	Baltimore Ravens	W, 44-7	84,592
10/2/16	4	Indianapolis Colts	W, 30-27	83,764
10/25/15	7	Buffalo Bills	W, 34-31	84,021
11/9/14	10	Dallas Cowboys	L, 17-31	83,603
10/27/13	8	San Francisco 49ers	L, 10-42	83,599

DEFENSIVE STATISTICS



#SACKSONVILLE

The Jaguars defense posted 2.0 sacks against Steelers QB **Ben Roethlisberger** in Week 5. Through five games, the Jaguars have totaled 20 sacks, the most in the NFL.

MOST SACKS, NFL, 2017

Team	Sacks
Jacksonville	20.0
Cincinnati	18.0
Los Angeles Chargers	17.0
Carolina	17.0
Pittsburgh	17.0

The Jaguars' 20 sacks are the most through the first five games of a season in franchise history. Jacksonville needs at least three sacks in Week 6 to have the most through six games in Jaguars history.

MOST SACKS THROUGH FIRST FIVE GAMES OF A SEASON, JAGUARS HISTORY

Year	Sacks
2017	20.0
1999	18.0
2014	16.0
2007	15.0
1996	15.0



PICKSBURGH

The Jaguars defense registered a franchise-record five INTs, including the first-ever game with multiple INTs returned for TDs, against Pittsburgh last Sunday. OLB **Telvin Smith** registered a 28-yard INT for a TD and S **Barry Church** had a 51-yard INT for a TD in the third quarter. In the last 10 years, the Jaguars are one of three teams to register at least five INTs in a game, including at least two INTs for a TD.

AT LEAST FIVE INTs, INCLUDING TWO PICK-SIXES, IN A GAME, NFL, 2008-PRESENT

Date	Team	Opponent	INT	INT TD
Oct. 8, 2017	Jacksonville	Pittsburgh	5	2
Oct. 1, 2012	Chicago	Dallas	5	2
Oct. 23, 2011	Kansas City	Oakland	6	2

MOST INTs IN A GAME, FRANCHISE HISTORY

Date	Opponent	INT
Oct. 8, 2017	Pittsburgh	5
Oct. 31, 2010	Dallas	4
---	19 teams	3



NO END ZONE

The Jaguars defense held the Steelers without a TD in Week 5, despite three possessions in the red zone. That game marked the first time the Jaguars held an opponent without an offensive TD since Oct. 19, 2014 against Cleveland. The Jaguars have held opponents to zero offensive TDs in 21 games. Below are all the games in the past 10 years when the Jaguars held an opponent without an offensive TD in a game.

NO OFFENSIVE TDs ALLOWED IN A GAME, 2008-PRESENT, FRANCHISE HISTORY

Date	Opponent	Score
Oct. 8, 2017	Pittsburgh	30-9
Dec. 13, 2015	Indianapolis	51-16
Oct. 19, 2014	Cleveland	24-6
Nov. 24, 2013	Houston	13-6
Nov. 13, 2011	Indianapolis	17-3
Dec. 5, 2010	Tennessee	17-6



TEAM TAKEAWAY

The Jaguars defense registered five takeaways against the Steelers on Sunday. The Jaguars were able to score 27 points from the five takeaways, which totals 74 points from turnovers on the season, the most in the league in 2017 and the second-most in the NFL through five games since 2000.

MOST TAKEAWAYS, NFL, 2017

Team	Takeaways	Points Scored
Jacksonville	15	74
Baltimore	12	34
Detroit	11	47
Buffalo	10	26
Los Angeles	9	37
Green Bay	9	34

MOST POINTS OFF TURNOVERS THROUGH FIRST FIVE GAMES OF A SEASON, NFL, 2000-PRESENT

Team	Year	Takeaways	Points Scored
Buffalo	2011	16	79
Jacksonville	2017	15	74
Arizona	2015	13	62
Detroit	2011	11	62
New York Giants	2009	11	58



INTERCEPTION PERCEPTION

In Week 5, CB **Jalen Ramsey**, LB **Telvin Smith**, S **Barry Church** and FS **Tashaun Gipson** (two) intercepted five passes from Steelers QB **Ben Roethlisberger**, the most he has thrown in his 210-game regular and postseason career. With the INTs against the Steelers, the Jaguars have totaled 10 INTs, the most in the NFL this season.

MOST INTs, NFL, 2017

Rk.	Team	INTs
1.	Jacksonville	10
2.	Baltimore	9
3.	Buffalo	8
4.	Detroit	7
5.	Three teams	6



PDs ALL DAY

The Jaguars have posted 32 PDs in 2017, tied for the second-most in the NFL behind Buffalo (35). Since Head Coach **Doug Marrone** took over in Week 16 of the 2016 season, Jacksonville has posted 53 PDs, the most in the NFL during that span.

MOST PASSES DEFENSED, NFL, WEEK 16, 2016-PRESENT

Rank	Team	PDs
1.	Jacksonville	53
2.	Buffalo	45
3.	Atlanta	40
4.	Kansas City	39
5.	Philadelphia	38

PASSES DEFENSED, NFL, 2017

Rk.	Team	PDs
1.	Buffalo	35
2.	Jacksonville	32
	Baltimore	32
4.	Detroit	31

DEFENSIVE STATISTICS

DEFENSE DOMINATES FIRST HALF IN WEEK 3

The Jaguars defense held the Ravens to 15 total net yards, including negative 4 net passing yards, in the first half in Week 3. The 15 total net yards in the first half marks the team's fewest total net yards allowed in a half in the past 10 years.

THE FEWEST NET YARDS ALLOWED IN A HALF, JAGUARS, 2008-PRESENT

Opponent	Season	Week	Half	Total Net Yds
Baltimore	2017	3	1	15
Baltimore	2011	7	1	16
Houston	2011	12	2	47
Houston	2017	1	1	52
Denver	2016	13	2	53
Pittsburgh	2011	6	2	55
Miami	2014	8	1	56
Houston	2013	12	1	60

In 2017, Baltimore's 15 net yards and Houston's 52 net yards in a half rank first and sixth, respectively, among the fewest net yards allowed in a half in the NFL.

THE FEWEST NET YARDS ALLOWED IN A HALF, NFL, 2017

Team	Opponent	Week	Half	Total Net Yds
Baltimore	Jacksonville	3	1	15
Buffalo	Carolina	2	1	39
Oakland	Washington	3	1	47
Miami	New York Jets	3	1	49
New York Giants	Dallas	1	1	49
Houston	Jacksonville	1	1	52
Carolina	Buffalo	2	2	62
Minnesota	Pittsburgh	2	1	67
Indianapolis	Cleveland	3	2	75

QUARTERBACK PROBLEMS

In Week 3, the Jaguars defense held Ravens QB **Joe Flacco** to 8-of-18 passing, two INTs and two sacks for a 12.0 passer rating, the lowest passer rating by a quarterback with at least 15 pass attempts against the Jaguars in franchise history.

LOWEST PASSER RATING, FRANCHISE HISTORY (min. 15 pass attempts)

Rk.	Quarterback (Team)	Year	Rating
1.	Joe Flacco (BAL)	2017	12.0
2.	Steve Young (S.F.)	1999	14.3
3.	Kerry Collins (OAK)	2004	17.3
4.	JaMarcus Russell (OAK)	2007	17.4
5.	Chad Pennington (NYJ)	2005	18.6

DROP IT

The Jaguars defense allowed only 64 total passing yards in Week 3 against the Ravens, the second-fewest total passing yards allowed in a game in franchise history.

FEWEST TOTAL PASSING YARDS ALLOWED, FRANCHISE HISTORY

Rk.	Opponent	Date	Pass. Yds.
1.	Cleveland	12/3/00	33
2.	Baltimore	9/24/17	64
3.	New York Jets	10/8/06	71
	Houston	12/7/03	71

POZ MOVES INTO SECOND

LB **Paul Posluszny** ranks second on the Jaguars all-time tackles list with 928 career tackles in 89 games (10.4 tackles per game). With 10 tackles against Kansas City in Week 9 of the 2016 season, Posluszny surpassed **Donovin Darius** (858) and moved into second on the team's career tackles list.

JAGUARS ALL-TIME TACKLES

Player	Tackles
Daryl Smith (2004-12)	1,089
Paul Posluszny (2011-17)	928
Donovin Darius (1998-2006)	858
Mike Peterson (2003-08)	837

BALANCED PLAY POZ

LB **Paul Posluszny** (14.5-15) is one of only three active NFL players to record at least 14 sacks and 14 INTs since 2007, joining CLE's **Karlos Dansby** (25.0-15) and K.C.'s **Derrick Johnson** (21.0-14).

14+ SACKS & 14+ INTs, NFL, 2007-PRESENT

Player	Sacks	INTs
Paul Posluszny	14.5	15
Karlos Dansby.....	25.0.....	15
Derrick Johnson.....	21.0.....	14

IT'S TACKLE TIME

Dating back to his rookie campaign in 2007, LB **Paul Posluszny** has produced 100 games with seven-or-more tackles, the most such games in the NFL over that span.

MOST GAMES WITH SEVEN-PLUS TACKLES, NFL, 2007-PRESENT

Rk.	Player	Games
1.	Paul Posluszny	100
2.	D'Qwell Jackson.....	97
3.	Karlos Dansby.....	94
4.	Chad Greenway.....	84
5.	David Harris.....	82

LBS GET THE INTs

With an INT last Sunday, LB **Telvin Smith** has totaled six INTs since 2014, which ranks tied for the third-most INTs by a Jaguar LB in franchise history. Teammate LB **Paul Posluszny** has the most with 11 INTs.

MOST INTs BY A LB, FRANCHISE HISTORY

Rk.	Player (Years)	INTs
1.	Paul Posluszny (2011-17)	11
2.	Mike Peterson (2003-08)	8
3.	Telvin Smith (2014-17)	6
	Daryl Smith (2004-12)	6
5.	Kevin Hardy (1996-2001)	6

ALL OR NOTHING

LB **Telvin Smith** joins T.B.'s **Lavonte David** and BAL's **C.J. Mosley** as the only NFL players with 350-plus tackles and at least three FFs, FRs and INTs since the start of 2014, according to 360 Sports Radar.

350+ TACKLES, THREE-PLUS FORCED FUMBLES, THREE-PLUS FUMBLE RECOVERIES & THREE-PLUS INTs, 2014-PRESENT

Name (Team)	Tackles	Solo	Asst.	FFs	FRs	INTs
Lavonte David (T.B.)	396	265	131	10	6	4
Telvin Smith (Jax.)	385	296	89	3	4	6
C.J. Mosley (Bal.)	381	251	130	4	3	7

DEFENSIVE STATISTICS

BACK-TO-BACK

Last Sunday in the third quarter, LB **Telvin Smith** intercepted Steelers QB **Ben Roethlisberger** and ran it back 28 yards for a TD. The next Pittsburgh possession, S **Barry Church** caught a pass intended for WR **Antonio Brown** and returned it for a 51-yard TD. This game marked the first time the Jaguars scored on defense on back-to-back possessions since Oct. 25, 2015 against Buffalo in London, when they returned a fumble for a TD and returned an INT for a TD on consecutive possessions. The two pick-sixes in one quarter by the Jaguars marks the first such occurrence in the NFL since 2015 (ARI at S.F., 9/27/15, first quarter).

TOP OF HIS CLASS

Jaguars fourth-year LB **Telvin Smith's** 380 tackles (294 solo) through four seasons are the most by a player drafted in the fifth round or later through their first four years over the last 15 seasons, according to Pro Football Reference.

MOST TACKLES THROUGH FIRST FOUR YEARS, NFL, DRAFTED FIFTH ROUND-OR-LATER, 2003-17

Rk.	Player (Year)	Total	Solo	Asst.
1.	Telvin Smith (2014-17)*	380	294	86
2.	Gibril Wilson (2004-07)	360	291	69
3.	Antoine Bethea (2006-09)	351	257	94

(*still has 12 games left in fourth season)

Playing in his fourth NFL season, Smith has produced 380 career tackles, the second-most by a Jaguars player in his first four seasons, according to Pro Football Reference.

MOST TACKLES IN FIRST FOUR NFL SEASONS IN JAGUARS HISTORY

Rk.	Player (Years)	Total	Solo	Asst.
1.	Jonathan Cyprien (2013-16)	449	339	110
3.	Telvin Smith (2014-17)*	380	294	86
2.	Akin Ayodele (2002-05)	343	274	69
4.	Kevin Hardy (1996-99)	321	273	7

(*still has 12 games left in fourth season)

TELVIN TAKEAWAY

In Week 2, LB **Telvin Smith** intercepted Steelers QB **Ben Roethlisberger** and returned it 26 yards for a TD, marking his second pick-six of his career. Smith has registered six career INTs, becoming one of six linebackers in the NFL to register six-plus INTs since 2014.

MOST INTs, NFL, LBs, 2014 - PRESENT

Rk.	Player (Team)	INTs
1.	C.J. Mosley (BAL)	7
	Thomas Davis (CAR)	7
	Jordan Hick (PHI)	7
	Luke Kuechly (CAR)	7
5.	Telvin Smith (JAX)	6
	Ryan Shazier (PIT)	6

Out of his six INTs, Smith has two INTs for a TD, which only seven linebackers in the NFL have accomplished since 2014.

MOST INTs FOR A TD BY A LB, NFL, 2014 - PRESENT

Player (Team)	INTs	TD
Telvin Smith (JAX)	6	2
Danny Lansanah (T.B.)	3	2
Karlos Dansby (CLE)	4	2
Lavonte David (T.B.)	4	2
Julius Peppers (G.B.)	2	2
Deion Jones (ATL)	3	2
Bruce Irvin (SEA)	2	2

TEAMMATES TAKE IN EIGHT

Since Week 15 of 2016 season, LB **Telvin Smith** and CB **Jalen Ramsey** have registered an INT in four of their last eight games, which is tied for the second-most in the NFL. Ramsey and Smith are the only two with pick-sixes among the top five players.

MOST INTs, NFL, WEEK 15, 2016 - PRESENT

Rk.	Player (Team)	INTs	TD
1.	Micah Hyde (BUF)	4	0
2.	Telvin Smith (JAX)	4	1
	Jalen Ramsey (JAX)	4	1
	Dominique Rodgers-Cromartie (NYG)	4	0
	Ryan Shazier (PIT)	4	0
6.	Seven players	3	

SMITH STANDS OUT

Since becoming a full-time starter in Week 12 of the 2014 season, LB **Telvin Smith** ranks second in the NFL with 349 tackles, trailing only SEA's **Bobby Wagner** (376).

MOST TACKLES, NFL, WEEK 12, 2014 - PRESENT

Rk.	Player (Team)	Total	Solo	Asst.
1.	Bobby Wagner (Sea.)	376	222	154
2.	Telvin Smith (Jax.)	349	271	78
3.	Preston Brown (Buf.)	325	71	154
4.	K.J. Wright (Sea.)	305	197	118
5.	Luke Kuechly (Car.)	299	104	95

CAMPBELL'S CHUNK OF THE QBs

DL **Calais Campbell** totaled 5.0-plus sacks in eight consecutive seasons (dating back to 2009) entering 2017, tied for the NFL's third-longest active streak during which he has totaled 56.5 sacks. Campbell has 6.0 sacks this season and has officially registered his ninth consecutive season with at least 5.0 sacks after Week 4.

MOST CONSECUTIVE SEASONS WITH 5.0-PLUS SACKS, NFL

Rk.	Player	Seasons (Sacks)
1.	Calais Campbell	9 (62.5)
	Julius Peppers	9 (87.5)
	Cliff Avril	9 (73.0)
3.	Cameron Wake	8 (81.5)
	Clay Matthews	8 (72.5)
	Ahmad Brooks	8 (51.5)

CALAIS CLIMBS THE CHARTS

DL **Calais Campbell** has totaled at least 50 tackles and 5.0 sacks in each of the last seven seasons, the NFL's longest active streak, according to TruMedia. Campbell is also one of five active NFL players to record 50 tackles and 5.0-plus sacks in seven or more seasons. Already registering 6.0 sacks in 2017, Campbell needs 27 more tackles to reach this feat.

MOST CONSECUTIVE SEASONS WITH 5.0-PLUS SACKS & 50-PLUS TACKLES, NFL

Player	Seasons	Sacks	Tackles
Calais Campbell	7	49.5	425
Ndamukong Suh	3	19.5	186
Whitney Mercilus	3	24.5	155

GLASS HALF FULL

DL **Calais Campbell** totaled 3.5 sacks in the first half of the game against the Texans, the third-most sacks by a single player in a half since 2015, behind OAK's **Khalil Mack** (5.0 in Week 14, 2015) and MIA's **Cameron Wake** (4.0 in Week 6, 2015).

DEFENSIVE STATISTICS

CAMPBELL CHARGES ON

DL **Calais Campbell** has recorded 6.0 sacks in 2017, tied for third-most in the NFL. Campbell is averaging 1.2 sacks per game and is on pace for 19 sacks this season.

MOST SACKS BY A PLAYER, NFL, 2017

Rk.	Player	Sacks
1.	Demarcus Lawrence (DAL)	8.5
2.	Melvin Ingram (LAC)	7.5
3.	Calais Campbell	6.0
	Everson Griffen (MIN)	6.0
5.	Julius Peppers (CAR)	5.5
	Justin Houston (K.C.)	5.5

TFLs IN THE NFL

DL **Calais Campbell** has totaled 12-plus tackles for loss in seven consecutive seasons (dating back to 2010), the NFL's longest active streak during which he has totaled 107 tackles for loss. Campbell has three tackles for loss so far in 2017.

MOST CONSECUTIVE SEASONS WITH 12-PLUS TFLs, NFL

Rk.	Player (Team)	Seasons (TFLs)
1.	Calais Campbell (JAX)	7 (81)
2.	Ryan Kerrigan (WAS)	4 (60)
3.	Khalil Mack (OAK)	3 (53)
	Michael Bennett (SEA)	3 (46)

WELCOME TO THE SACK PARTY

The Jaguars defense recorded 10.0 sacks against the Texans in Week 1, a single-game franchise record. The following players registered sacks: **Calais Campbell** – 4.0; **Yannick Ngakoue** – 2.0; **Lerentee McCray** – 1.5; **Malik Jackson** – 1.0; **Dante Fowler Jr.** – 1.0; **Abry Jones** – 0.5.

MOST SACKS IN A GAME IN JAGUARS HISTORY

Date	Opponent	Sacks
Sept. 10, 2017	Houston	10.0
Nov. 7, 1999	Atlanta	9.0
Nov. 9, 2008	Detroit	7.0
Sept. 16, 2007	Atlanta	7.0

Since 2014, Jacksonville became only the second team to record 10.0 sacks in one game (Washington, Week 2 of 2014) and just the sixth team to record 9.0 or more sacks in a game.

MOST SACKS IN A GAME, 2014-PRESENT

Team	Date	Sacks
Jacksonville	Sept. 10, 2017	10.0
San Diego	Dec. 12, 2016	9.0
Arizona	Dec. 27, 2015	9.0
Cleveland	Dec. 13, 2015	9.0
Philadelphia	Nov. 10, 2014	9.0
Washington	Sept. 14, 2014	10.0

CAMPBELL MAKING MOVES IN JAX

In his first game as a Jaguar, DL **Calais Campbell** recorded a career-high 4.0 sacks, which are a single-game franchise record for the Jaguars and the third-most on kickoff weekend in NFL history, trailing only **Derrick Thomas'** 6.0 sacks in 1998 and **William Gay's** 5.5 sacks in 1983.

MOST SACKS BY A PLAYER IN A GAME IN JAGUARS HISTORY

Player	Date	Sacks
Calais Campbell	9/10/17 at HOU	4.0
Chris Clemons	11/23/14 at IND	3.0
Paul Spicer	9/25/05 at NYJ	3.0
John Henderson	10/6/02 vs. PHI	3.0
Kelvin Prichett	10/5/97 vs. CIN	3.0

ABRY TIMES THREE

In Week 5 against the Steelers, DL **Abry Jones** recorded five tackles (two solo), 0.5 sack, one QB hit and three PDs, which mark a career-high in PDs and the most by a Jaguars defensive lineman since 2000. In 2017, Jones is one of two DLs to record at least three PDs in a game and one of five to record at least two in a game.

PASSES DEFENSED BY A DEFENSIVE LINEMAN IN A GAME, NFL, 2017

Rk.	Player (Team)	Date	PDs
1.	Kony Ealy (NYJ)	Oct. 1	4
2.	Abry Jones (JAX)	Oct. 8	3
3.	Corey Liuget (LAC)	Oct. 8	2
	Willie Henry (BAL)	Oct. 8	2
	Michael Brockers (LAR)	Oct. 1	2
	Willie Henry (BAL)	Oct. 1	2

KEEP IT ON THE DL

Since Week 1 of the 2013 season, DLs **Malik Jackson** (20) and **Calais Campbell** (18) rank in the top 10 in the NFL for passes defended among defensive linemen.

PASSES DEFENSED BY A DEFENSIVE LINEMAN, NFL, 2013-PRESENT

Rk.	Player	PDs
1.	Carlos Dunlap	27
	J.J. Watt	27
3.	Jason Pierre-Paul	24
4.	Cameron Jordan	21
5.	Malik Jackson	20
	Ndamukong Suh	20
7.	Muhammad Wilkerson	19
8.	Calais Campbell	18
9.	Jared Crick	17
	Cameron Heyward	17

YANNY'S BIG DAY

DE **Yannick Ngakoue** recorded 2.0 sacks and one forced fumble against the Jets in Week 4, marking his second multi-sack game of the season (Week 1 vs. HOU) and his career. Ngakoue is one of five players to record at least 2.0 sacks and one forced fumble in multiple games since 2016. He is the only one to do so in 2017.

2.0-PLUS SACKS & AT LEAST ONE FORCED FUMBLE IN A GAME, NFL, 2016-PRESENT

Player	Games
Vic Beasley	4
Yannick Ngakoue	2
Terrell Suggs	2
Khalil Mack	2
Jason Pierre-Paul	2

SCOOP-AND-SCORE

In Week 4, LB **Myles Jack** recovered a fumble and returned it 81 yards for a TD. Jack's 81-yard fumble return for a TD is the third-longest fumble recovery for a TD in franchise history and the second this season (Week 1 vs. HOU, 53-yards by DE **Dante Fowler Jr.**).

LONGEST FUMBLE RETURNS FOR A TD IN FRANCHISE HISTORY

Player	Date	Yards
Aaron Beasley	Nov. 8, 1998	90
Donovin Darius	Nov. 1, 1998	83
Myles Jack	Oct. 1, 2017	81
Daryl Smith	Oct. 14, 2007	77
Ainsley Battles	Dec. 3, 2001	60
Dante Fowler Jr.	Sept. 10, 2017	53

DEFENSIVE STATISTICS

DES DOMINATION

DEs **Dante Fowler Jr.** and **Yannick Ngakoue** have totaled 9.0 sacks and five forced fumbles so far in 2017. Fowler and Ngakoue are two of four players this season to register at least four sacks and two forced fumbles. Ngakoue leads the league with three forced fumbles.

AT LEAST 4.0 SACKS AND TWO FORCED FUMBLES, NFL, 2017

Player	Team	Sacks	FF
Yannick Ngakoue	Jacksonville	4.0	3
Dante Fowler Jr.	Jacksonville	5.0	2
Demarcus Lawrence	Dallas	8.5	2
Terrell Suggs	Baltimore	4.0	2

NGAKOUE MAKING STRIDES

With 2.0 sacks against Jets' QB **Josh McCown** in Week 4, DE **Yannick Ngakoue** has totaled 12.0 sacks in his 21-game career. His 12.0 sacks in 21 games are the most by a Jaguars player in franchise history. Team-mate **Dante Fowler Jr.** has registered 8.0 sacks in his 21-game career, which ranks tied for the third-most in Jaguars history.

SACKS THROUGH 21 CAREER GAMES IN FRANCHISE HISTORY

Rk.	Player	Years	Sacks
1.	Yannick Ngakoue	2016-17	12.0
2.	Tony Brackens	1996-97	11.0
3.	Dante Fowler Jr.	2016-17	8.0
	John Henderson	2002-03	8.0
5.	Jeremy Mincey	2007-10	7.0

GOING TO CHURCH

S **Barry Church** recorded four tackles against Pittsburgh last Sunday. Since 2010, Church has totaled 486 tackles, which ranks ninth among active safeties in the NFL over that span. Church is the only undrafted player in the top 15.

MOST TACKLES BY AN ACTIVE SAFETY, 2010-17, NFL

Rk.	Player	Games	Tackles	Draft
1.	Eric Weddle	114	672	2007 (37th)
2.	Morgan Burnett	95	644	2010 (71st)
3.	Malcolm Jenkins	110	573	2009 (14th)
4.	Reshad Jones	98	568	2010 (163rd)
5.	Earl Thomas	112	558	2010 (14th)
6.	Kam Chancellor	105	547	2010 (133rd)
7.	Reggie Nelson	114	529	2007 (21st)
8.	Patrick Chung	98	525	2009 (34th)
9.	Barry Church	95	486	---
10.	Antoine Bethea	76	464	2006 (207th)

NO FLY ZONE

Since 2013, FS **Tashaun Gipson** ranks third in the NFL among safeties with 17 INTs. Gipson recorded two INTs in Week 5 against the Steelers. Gipson also has two INTs for a TD over the past five seasons.

MOST INTERCEPTIONS BY A SAFETY, NFL, 2013-PRESENT

Rk.	Player	Games	INT	TD
1.	Reggie Nelson	68	19	0
2.	Glover Quin	69	18	2
3.	Tashaun Gipson	61	17	2
4.	Quintin Demps	62	15	0
5.	Kurt Coleman	64	14	2
	Earl Thomas	64	14	0

RAM-BO'S TERRITORY

According to Pro Football Focus, CB **Jalen Ramsey** has allowed 12 receptions for 142 yards with zero TDs and two INTs for a 26.5 passer rating, while CB **A.J. Bouye** has allowed 12 receptions for 189 yards and zero TDs and two INTs for a 31.9 passer rating.

JALEN RAMSEY IN 2017, ACCORDING TO PRO FOOTBALL FOCUS:

Receptions:	12
Targets:	31
Rec. Yards	142
TDs Allowed:	0
INTs:	2
Passer Rating:	26.5

A.J. BOUYE IN 2017, ACCORDING TO PRO FOOTBALL FOCUS:

Receptions:	12
Targets:	32
Rec. Yards	189
TDs Allowed:	0
INTs:	2
Passer Rating:	31.9

Among CBs, Ramsey and Bouye rank first and fourth, respectively, for lowest opponent passer ratings for players with at least 54 snaps this season.

LOWEST OPPONENT PASSER RATING WHEN BEING TARGETED, ACCORDING TO PRO FOOTBALL FOCUS (min. 54 snaps)

Rk.	Player (Team)	Passer Rating
1.	Jalen Ramsey (JAX)	26.5
2.	Jimmy Smith (BAL)	30.5
3.	Ken Crawley (N.O.)	31.3
4.	A.J. Bouye (JAX)	31.9
5.	E.J. Gaines (BUF)	41.0

FREE BOUYE

Among undrafted CBs in the NFL, **A.J. Bouye** ranks fifth with 136 tackles (108 solo) since 2014 according to SportsRadar 360.

MOST TACKLES BY AN UNDRAFTED CB, 2014-PRESENT

Rk.	Player	Games	Tackles
1.	Chris Harris Jr.	52	191
2.	Brent Grimes	50	175
3.	Antwon Blake	47	148
4.	Nickell Robey	53	138
5.	A.J. Bouye	41	136

SPECIAL TEAMS STATISTICS



BEND IT LIKE NORTMAN

P **Brad Nortman** ranks sixth in the NFL with a 41.2 net punt avg. (min. 25 punts). Last season, Nortman ranked fourth in franchise history with 39.5 net punt avg.

NET PUNTING AVERAGE, NFL, 2017 (min. 25 punts)

Rk.	Player (Team)	Avg.
1.	Brett Kern (TEN)	47.0
2.	Bradley Pinion (S.F.)	44.6
3.	Rigoberto Sanchez (IND)	44.2
4.	Lachlan Edwards (NYJ)	42.3
5.	Matt Haack (MIA)	42.0
6.	Brad Nortman (JAX)	41.2



INSIDE THE 20

P **Brad Nortman** totaled five punts inside the 20 against the New York Jets in Week 4, a career high. Nortman is tied for the second-most punts inside the 20 in a game in 2017 in the NFL.

NORTMAN'S CAREER GAMES WITH PUNTS INSIDE THE 20

Date	Opponent	Punts	I20
Oct. 1, 2017	New York Jets	8	5
Dec. 4, 2016	Denver	8	4
Nov. 20, 2016	Detroit	6	4

MOST PUNTS INSIDE THE 20 IN A GAME, NFL, 2017

Player	Date	Punts	I20
Kevin Huber (CIN)	Sept. 14, 2017 vs. HOU	7	6
Brad Nortman (JAX)	Oct. 1, 2017 at NYJ	8	5
Jonny Hekker (LAR)	Sept. 10, 2016 at IND	5	5
Matt Haack (MIA)	Oct. 8, 2017 vs. TEN	9	5



INSIDE THE 10

P **Brad Nortman** has totaled six punts inside the 10 this season, which is tied for the most in the NFL. In 2016, Nortman had 10 punts inside the 10.

MOST PUNTS INSIDE THE 10, NFL, 2017

Rk.	Player (Team)	Punts	I10
1.	Brad Nortman (JAX)	25	6
	Chris Jones (DAL)	20	6
	Jordan Berry (PIT)	23	6
4.	Six Players		5



TOP PERCENT

K **Jason Myers** has made 63-of-76 (82.9 pct.) career FGs, including 30-of-40 (75.0 pct.) from 40-plus yards. Myers' 82.9 career FG pct. is the highest in Jaguars history among kickers with at least 25 FG attempts. Myers also ranks first in team history with his 75.0 FG pct. on kicks from 40-plus yards (min. five FG attempts from 40-plus yards). Myers has converted 10-of-17 FGs from 50-plus yards, including made kicks from 52 (11/20/16 at DET), 54 (11/13/16 vs. HOU), 50 (09/11/16 vs. G.B.), 51 (11/29/15 vs. S.D.), 53 (11/15/15 at BAL), 58 yards (09/20/15 vs. MIA), 56 (12/24/16 vs. TEN) and 50 yards (12/24/16 vs. TEN).

JAGUARS ALL-TIME KICKERS BY YEAR

Name (Years)	Games	XPM/XPA	XP%	FGM/FGA	FG%
Jason Myers (2015-17)	36	72/84	85.7	63/76	82.9
Josh Scobee (2004-14)	168	317/322	98.4	235/291	80.8
John Carney (2007)	8	20/21	95.2	9/11	81.8
Seth Marler (2003)	16	30/30	100.0	20/33	60.6
Danny Boyd (2002)	4	7/7	100.0	5/5	100.0
Richie Cunningham (2002)	1	2/2	100.0	1/1	100.0
Hayden Epstein (2002)	6	13/13	100.0	5/9	55.6
Tim Seder (2002)	5	11/11	100.0	8/12	66.7
Steve Lindsey (1999-2000)	26	5/5	100.0	5/7	71.4
Mike Hollis (1995-2001)	108	239/242	98.8	175/217	80.6



TOUCHBACKS

In 2017, K **Jason Myers** has 24 touchbacks on 31 kickoffs for a 80.0 touchback pct., the third-highest in the league with at least 25 kickoffs.

TOUCHBACK PERCENTAGE, NFL, 2017 (min. 25 kickoffs)

Rank	Name (Team)	KOs	TBs	TB %
1.	Graham Gano (CAR)	25	23	92.0
2.	Bradley Pinion (S.F.)	26	21	80.8
3.	Jason Myers (JAX)	31	24	80.0
4.	Greg Zuerlein (LAR)	34	25	73.5
5.	Ka'imi Fairbairn (HOU)	30	20	69.0

LAST TIME IT HAPPENED..



TEAM

OVERTIME GAME WON

By Jaguars — Jaguars 23, St. Louis 20, 10/18/09
By Opponents — at New York Jets 23, Jaguars 20, 10/1/17

SHUTOUT

By Jaguars — Jaguars 41, New York Jets 0, 10/8/06
By Opponents — at Seattle 41, Jaguars 0, 10/11/09

SCORELESS FIRST HALF

By Jaguars — Jaguars 0, Tennessee 27, 10/27/16
(Final: Tennessee 36, Jacksonville 22)
By Opponents — Baltimore 0, Jacksonville 23, 9/24/17
(Final: Jacksonville 44, Houston 7)

SCORELESS SECOND HALF/OT

By Jaguars — Jaguars 0, Indianapolis 6, 10/4/15
(Final: Indianapolis 16, Jaguars 13)
By Opponents — Cleveland 0, Jaguars 17, 10/19/14
(Final: Jaguars 24, Cleveland 6)

400 TOTAL YARDS

By Jaguars — Jaguars vs. Baltimore, 410 yards, 9/24/17
By Opponents — New York Jets vs. Jaguars, 471, 10/1/17

500 TOTAL YARDS

By Jaguars — Jaguars vs. Baltimore, 519 total yards, 9/20/98
By Opponents — New Orleans vs. Jaguars, 537 total yards, 12/27/15

50 POINTS SCORED

By Jaguars — Jaguars vs. Indianapolis, 51 points (51-16), 12/13/15
By Opponents — New England vs. Jaguars, 51 points (51-17), 9/27/15



OFFENSE

100 YARDS RUSHING

By Jaguars — Leonard Fournette at Pittsburgh (181 yards), 10/8/17
By Opponents — Bilal Powell of New York Jets (163 yards), 10/2/17

200 YARDS RUSHING

By Jaguars — Fred Taylor at Pittsburgh (234 yards), 11/19/00
By Opponents — Chris Johnson of Tennessee (228 yards), 11/1/09

300 YARDS PASSING

By Jaguars — Blake Bortles at Indianapolis (301 yards), 1/1/17
By Opponents — Ben Roethlisberger of Pittsburgh (312 yards), 10/8/17

400 YARDS PASSING

By Jaguars — Mark Brunell vs. St. Louis (421 yards), 9/10/00
By Opponents — Drew Brees of New Orleans (412 yards), 12/27/15

100 YARDS RECEIVING

By Jaguars — Allen Robinson vs. Tennessee (147 yards), 12/24/16
By Opponents — Antonio Brown of Pittsburgh (157 yards), 10/8/17

200 YARDS RECEIVING

By Jaguars — Justin Blackmon at Houston (236 yards), 11/18/12
By Opponents — Josh Gordon of Cleveland (261 yards), 12/01/13

100 YARDS RUSHING IN A HALF

By Jaguars — Leonard Fournette at Pittsburgh (142 in 2nd half), 10/8/17
By Opponents — Bilal Powell of New York Jets (120 in 1st half), 10/1/17

TWO 100-YARD RUSHERS IN SAME GAME

By Jaguars — R. Jennings (109 yards) & M. Jones-Drew (101 yards) vs. Oakland, 12/12/10
By Opponents — None



OFFENSE

100 YARDS RECEIVING IN A HALF

By Jaguars — Allen Robinson vs. Tennessee (103 in 1st half), 12/24/16
By Opponents — Brandin Cooks of New Orleans (107 in 1st half), 12/27/15

TWO 100-YARD RECEIVERS IN SAME GAME

By Jaguars — A. Robinson (151 yards, TD) & A. Hurns (106 yards, 2 TDs) at New Orleans, 12/27/15
By Opponents — R. Matthews (115 yards) & J. Landry (110 yards) of Miami, 9/20/15

THREE TOUCHDOWNS IN A GAME

By Jaguars — Marcedes Lewis (3 receiving) vs. Baltimore, 9/24/17
By Opponents — LaGarrette Blount (3 rushing) of New England, 9/28/15

FOUR TOUCHDOWNS IN A GAME

By Jaguars — Maurice Jones-Drew (2 rushing, 2 receiving) vs. Tampa Bay, 12/11/11
By Opponents — None

30 COMPLETIONS IN A GAME

By Jaguars — Blake Bortles vs. Houston (32-of-49 passes), 11/13/16
By Opponents — Ben Roethlisberger of Pittsburgh (33-of-55 passes), 10/8/17

THREE TOUCHDOWN PASSES

By Jaguars — Blake Bortles vs. Baltimore, 9/24/17
By Opponents — Philip Rivers of San Diego, 9/18/16

FOUR TOUCHDOWN PASSES

By Jaguars — Blake Bortles vs. Baltimore, 9/24/17
By Opponents — Philip Rivers of San Diego, 9/18/16

FIVE TOUCHDOWN PASSES

By Jaguars — Blake Bortles at Tennessee, 12/6/15
By Opponents — Drew Brees of New Orleans, 12/27/15

TWO TOUCHDOWN RECEPTIONS

By Jaguars — Marcedes Lewis vs. Baltimore, 9/24/17
By Opponents — Travis Benjamin of San Diego, 9/18/16

THREE TOUCHDOWN RECEPTIONS

By Jaguars — Marcedes Lewis vs. Baltimore, 9/24/17
By Opponents — Randy Moss of New England, 12/27/09

TWO TOUCHDOWNS RUSHING

By Jaguars — Leonard Fournette at Pittsburgh, 10/8/17
By Opponents — LeSean McCoy of Buffalo, 11/27/16

THREE TOUCHDOWNS RUSHING

By Jaguars — Maurice Jones-Drew vs. St. Louis, 10/18/09
By Opponents — LeGarrette Blount of New England, 9/27/15

TD PASS BY NON-QB

By Jaguars — Marqise Lee (20 yards) vs. Tennessee, 12/24/16
By Opponents — Willie Davis (22 yards) of Tennessee Oilers, 11/16/97

LAST TIME IT HAPPENED..



DEFENSE

INTERCEPTED PASS RETURNED FOR A TOUCHDOWN

By Jaguars — Barry Church (51 yards) & Telvin Smith (28 yards) at Pittsburgh, 10/8/17
By Opponents — Rafael Bush of Detroit (39 yards), 11/20/16

FUMBLE RETURNED FOR A TOUCHDOWN

By Jaguars — Myles Jack at New York Jets (81 yards), 10/1/17
By Opponents — Wesley Woodyard of Tennessee (3 yards), 12/6/15

TWO FORCED FUMBLES

By Jaguars — Yannick Ngakoue at Houston, 9/10/17
By Opponents — John Abraham of Atlanta, 12/15/11

TWO SACKS

By Jaguars — Yannick Ngakoue (2.0) at New York Jets, 10/1/17
By Opponents — Marcell Dareus of Buffalo (2.0), 11/27/16

THREE SACKS

By Jaguars — Calais Campbell at Houston (4.0), 9/10/17
By Opponents — W. Mercilus (3.5) & J. Watt of Houston (3.0), 1/3/16

FOUR SACKS

By Jaguars — Calais Campbell at Houston (4.0), 9/10/17
By Opponents — Ryan Kerrigan of Washington (4.0), 9/14/14

ONE INTERCEPTION

By Jaguars — B. Church, T. Gipson (2), T. Smith, & J. Ramsey at Pittsburgh, 10/8/17
By Opponents — Ryan Shazier of Pittsburgh, 10/8/17

TWO INTERCEPTIONS

By Jaguars — Tashaun Gipson at Pittsburgh, 10/8/17
By Opponents — Casey Hayward of San Diego, 9/18/16

SAFETY

By Jaguars — Holding penalty on Dallas' K. Wilber enforced in the end zone, 11/9/14
By Opponents — J.J. Watt of Houston (Sacked QB B. Bortles in the end zone), 12/29/14

FOUR PASSES DEFENSED

By Jaguars — Jalen Ramsey at Pittsburgh, 10/8/17
By Opponents — Johnathan Joseph of Houston, 1/3/16



SPECIAL TEAMS

FIVE FIELD GOALS

By Jaguars — Josh Scobee at Buffalo, 10/10/10
By Opponents — Jeff Reed of Pittsburgh, 12/1/02 (six field goals)

55-YARD FIELD GOAL

By Jaguars — Jason Myers vs. Tennessee (56 yards), 12/24/16
By Opponents — Blair Walsh of Minnesota (55 yards), 9/9/12

50-YARD FIELD GOAL

By Jaguars — Jason Myers vs. Tennessee (50 & 56 yards), 12/24/16
By Opponents — Cairo Santos of Kansas City (51 yards), 11/6/16

KICKOFF RETURN FOR A TOUCHDOWN

By Jaguars — Marqise Lee at Houston (100 yards), 12/18/16
By Opponents — Tyjaun Hagler of Indianapolis (41 yards), 12/19/10

PUNT RETURN FOR A TOUCHDOWN

By Jaguars — Rashad Greene Sr. (73 yards) vs. Indianapolis, 12/13/15
By Opponents — Andre Roberts of Detroit (55 yards), 11/20/16

BLOCKED FIELD GOAL ATTEMPT

By Jaguars — Tyson Alualu at New Orleans (Kai Forbath), 9/27/15
By Opponents — Linval Joseph of Minnesota (Jason Myers), 12/11/16

BLOCKED FIELD GOAL RETURNED FOR A TOUCHDOWN

By Jaguars — Chris Hudson (58 yards) vs. Pittsburgh, 9/22/97
By Opponents — Antrel Rolle of Arizona (83 yards), 9/20/09

BLOCKED PUNT RETURNED FOR A TOUCHDOWN

By Jaguars — Mike Harris (19 yards) at Tennessee, 12/30/12
By Opponents — Kamar Aiken of Baltimore (11 yards), 12/14/14

BLOCKED PUNT

By Jaguars — Dan Skuta at Indianapolis (Pat McAfee), 1/1/17
By Opponents — Darian Stewart of Baltimore (Bryan Anger), 12/14/14

BLOCKED EXTRA POINT

By Jaguars — Tony Brackles vs. Cincinnati (Doug Pelfrey), 10/5/97
By Opponents — Bernard Pollard of Tennessee (Josh Scobee), 12/22/13

MISSED EXTRA POINT

By Jaguars — Jason Myers at Pittsburgh, 10/8/17
By Opponents — Kai Forbath of Minnesota, 12/11/16

TWO-POINT CONVERSION MADE

By Jaguars — B. Bortles pass to A. Robinson vs. Houston, 11/13/16
By Opponents — L. McCoy of Buffalo run, 11/27/16

TWO-POINT CONVERSION FAILED

By Jaguars — Blake Bortles at New Orleans (pass failed), 12/27/15
By Opponents — Joe Flacco of Baltimore (pass failed), 11/15/15

RECOVERED OWN ONSIDE KICK

By Jaguars — at Baltimore (J. Cyprien), 12/14/14
By Opponents — vs. Houston (Q. Demps), 12/27/11

2017 JAGUARS STATISTICS

Jacksonville Jaguars / Week 5 / Through Sunday, October 8, 2017 / Regular Season

Won 3, Lost 2

9/10/2017	W	29-7	at Houston Texans
9/17/2017	L	16-37	Tennessee Titans
9/24/2017	W	44-7	Baltimore Ravens
10/1/2017	L	20-23	at New York Jets
10/8/2017	W	30-9	at Pittsburgh Steelers

Total First Downs	98	95
Rushing	39	33
Passing	47	52
Penalty	12	10
3rd Down: Made/Att	22/64	27/68
3rd Down Pct.	34.4%	39.7%
4th Down: Made/Att	3/3	1/3
4th Down Pct.	100.0%	33.3%
Possession Avg.	30:30	29:30
Total Net Yards	1624	1621
Avg. Per Game	324.8	324.2
Total Plays	317	333
Avg. Per Play	5.1	4.9
Net Yards Rushing	826	732
Avg. Per Game	165.2	146.4
Total Rushes	175	136
Net Yards Passing	798	889
Avg. Per Game	159.6	177.8
Sacked/Yards Lost	5/29	20/121
Gross Yards	827	1010
Attempts/Completions	137/74	177/104
Completion Pct.	54.0%	58.8%
Had Intercepted	4	10
Punts/Average	25/45.4	24/43.7
Net Punting Avg.	41.2	41.5
Penalties/Yards	39/324	41/359
Fumbles/Ball Lost	3/1	7/5
Touchdowns	16	8
Rushing	5	5
Passing	7	3
Returns	4	0

Score By Periods	Q1	Q2	Q3	Q4	OT	Pts
Team	23	39	34	43	0	139
Opponents	13	9	37	21	3	83

Scoring	TD	Ru	Pa	Rt	PAT	FG	2Pt	Pts
J.Myers	0	0	0	0	13/15	10/12	0	43
L.Fournette	6	5	1	0	0/0	0/0	0	36
M.Lewis	3	0	3	0	0/0	0/0	0	18
A.Hurns	2	0	2	0	0/0	0/0	0	12
T.Smith	1	0	0	1	0/0	0/0	0	6
B.Church	1	0	0	1	0/0	0/0	0	6
T.Bohanon	1	0	1	0	0/0	0/0	0	6
D.Fowler	1	0	0	1	0/0	0/0	0	6
M.Jack	1	0	0	1	0/0	0/0	0	6
Team	16	5	7	4	13/15	10/12	0	139
Opponents	8	5	3	0	8/8	9/10	0	83

2-Pt. Conversions: Team 0/ 1, Opponents: 0/ 0

Sacks: C.Campbell 6.0, Y.Ngakoue 4.0, D.Fowler 4.0, M.Jackson 1.5, L.McCray 1.5, A.Jones 1.0, B.Church 1.0, M.Jack 1.0 **Team: 20.0, Opponents: 5.0**

Rushing	No.	Yds	Avg	Long	TD
L.Fournette	109	466	4.3	90t	5
C.Ivory	38	159	4.2	19	0
B.Bortles	15	107	7.1	27	0
C.Grant	9	97	10.8	58	0
T.Bohanon	1	0	0.0	0	0
C.Henne	3	-3	-1.0	-1	0
Team	175	826	4.7	90t	5
Opponents	136	732	5.4	75t	5

Receiving	No.	Yds	Avg	Long	TD
A.Hurns	18	207	11.5	20	2
M.Lee	15	208	13.9	35	0
L.Fournette	13	128	9.8	28	1
C.Ivory	7	69	9.9	29	0
M.Lewis	5	76	15.2	30t	3
K.Cole	5	40	8.0	13	0
T.Bohanon	4	23	5.8	13	1
J.O'Shaughnessy	2	30	15.0	18	0
C.Grant	2	13	6.5	18	0
A.Robinson	1	17	17.0	17	0
A.Benn	1	12	12.0	12	0
M.McCaffrey	1	4	4.0	4	0
B.Koyack	0	0	0	0	0
Team	74	827	11.2	35	7
Opponents	104	1010	9.7	49	3

Interceptions	No.	Yds	Avg	Long	TD
T.Gipson	3	76	25.3	67	0
T.Smith	2	30	15.0	28t	1
A.Bouye	2	19	9.5	19	0
J.Ramsey	2	16	8.0	15	0
B.Church	1	51	51.0	51t	1
Team	10	192	19.2	67	2
Opponents	4	19	4.8	9	0

Punting	No	Yds	Avg	Net	TB	In	Lg	B
B.Nortman	25	1134	45.4	41.2	1	10	61	0
Team	25	1134	45.4	41.2	1	10	61	0
Opponents	24	1048	43.7	41.5	2	8	70	0

Punt Returns	Ret	FC	Yds	Avg	Long	TD
M.Lee	5	6	13	2.6	7	0
M.McCaffrey	0	1	0	0	0	0
K.Cole	0	1	0	0	0	0
Team	5	8	13	2.6	7	0
Opponents	5	11	83	16.6	46	0

Kickoff Returns	No.	Yds	Avg	Long	TD
C.Grant	4	94	23.5	28	0
K.Cole	2	26	13.0	14	0
T.Bohanon	1	14	14.0	14	0
Team	7	134	19.1	28	0
Opponents	6	92	15.3	32	0

Field Goals	1-19	20-29	30-39	40-49	50+
J.Myers	0/ 0	4/ 4	2/ 3	4/ 4	0/ 1
Team	0/ 0	4/ 4	2/ 3	4/ 4	0/ 1
Opponents	0/ 0	4/ 4	1/ 1	4/ 5	0/ 0

Fumbles Lost: B.Bortles 1 **Total: 1**

Opponent Fumble Recoveries: A.Jones 1, T.Smith 1, D.Fowler 1, M.Jack 1, Y.Ngakoue 1 **Total: 5**

Passing	Att	Cmp	Yds	Cmp%	Yds/Att	TD	TD%	Int	Int%	Long	Sack	Lost	Rating
B.Bortles	135	74	827	54.8%	6.1	7	5.2%	4	3.0%	35	5/	29	78.2
C.Henne	2	0	0	0.0%	0.0	0	0.0%	0	0.0%	0	0/	0	39.6
Team	137	74	827	54.0%	6.0	7	5.1%	4	2.9%	35	5/	29	77.1
Opponents	177	104	1010	58.8%	5.7	3	1.7%	10	5.6%	49	20/	121	57.0

2017 RAMS STATISTICS

Los Angeles Rams / Week 5 / Through Sunday, October 8, 2017 / Regular Season

Won 3, Lost 2

9/10/2017	W	46- 9	Indianapolis Colts
9/17/2017	L	20- 27	Washington Redskins
9/21/2017	W	41- 39	at San Francisco 49ers
10/1/2017	W	35- 30	at Dallas Cowboys
10/8/2017	L	10- 16	Seattle Seahawks

	Los Angeles Rams	Opponent
	104	93

Total First Downs	104	93
Rushing	29	30
Passing	64	56
Penalty	11	7
3rd Down: Made/Att	31/66	29/72
3rd Down Pct.	47.0%	40.3%
4th Down: Made/Att	1/2	3/6
4th Down Pct.	50.0%	50.0%
Possession Avg.	29:25	30:35
Total Net Yards	1910	1712
Avg. Per Game	382.0	342.4
Total Plays	312	322
Avg. Per Play	6.1	5.3
Net Yards Rushing	554	668
Avg. Per Game	110.8	133.6
Total Rushes	140	148
Net Yards Passing	1356	1044
Avg. Per Game	271.2	208.8
Sacked/Yards Lost	6/44	15/96
Gross Yards	1400	1140
Attempts/Completions	166/102	159/96
Completion Pct.	61.4%	60.4%
Had Intercepted	3	6
Punts/Average	16/47.3	21/46.0
Net Punting Avg.	45.3	43.2
Penalties/Yards	33/263	29/185
Fumbles/Ball Lost	13/7	8/3
Touchdowns	15	14
Rushing	6	7
Passing	7	7
Returns	2	0

Score By Periods	Q1	Q2	Q3	Q4	OT	Pts		
Team	27	60	37	28	0	152		
Opponents	16	54	10	41	0	121		
Scoring	TD	Ru	Pa	Rt	PAT	FG	2Pt	Pts
G.Zuerlein	0	0	0	0	15/15	15/16	0	60
T.Gurley	7	4	3	0	0/0	0/0	0	42
C.Kupp	2	0	2	0	0/0	0/0	0	12
S.Watkins	2	0	2	0	0/0	0/0	0	12
L.Joyner	1	0	0	1	0/0	0/0	0	6
M.Brown	1	1	0	0	0/0	0/0	0	6
T.Johnson	1	0	0	1	0/0	0/0	0	6
T.Austin	1	1	0	0	0/0	0/0	0	6
M.Fox	0	0	0	0	0/0	0/0	0	2
Team	15	6	7	2	15/15	15/16	0	152
Opponents	14	7	7	0	10/12	9/11	0	121

2-Pt. Conversions: Team 0/ 0, Opponents: 0/ 2
 Sacks: M.Longacre 3.0, R.Quinn 2.5, A.Ogletree 2.0, C.Barwin 2.0, M.Fox 1.5, A.Donald 1.0, T.Walker 1.0, E.Westbrooks 1.0, M.Brockers 1.0 **Team: 15.0, Opponents: 6.0**

Rushing	No.	Yds	Avg	Long	TD
T.Gurley	100	405	4.1	29	4
T.Austin	20	108	5.4	27t	1
J.Goff	7	23	3.3	22	0
M.Brown	8	16	2.0	5	1
R.Woods	1	8	8.0	8	0
J.Davis	1	1	1.0	1	0
S.Mannion	3	-7	-2.3	-2	0
Team	140	554	4.0	29	6
Opponents	148	668	4.5	70	7

Receiving	No.	Yds	Avg	Long	TD
T.Gurley	22	241	11.0	53t	3
R.Woods	17	252	14.8	31	0
C.Kupp	17	230	13.5	28	2
S.Watkins	14	211	15.1	47	2
T.Higbee	10	166	16.6	35	0
G.Everett	6	150	25.0	69	0
T.Austin	5	19	3.8	9	0
M.Brown	4	39	9.8	16	0
D.Carrier	3	38	12.7	17	0
P.Cooper	3	26	8.7	19	0
J.Reynolds	1	28	28.0	28	0
Team	102	1400	13.7	69	7
Opponents	96	1140	11.9	59	7

Interceptions	No.	Yds	Avg	Long	TD
J.Johnson	1	69	69.0	69	0
T.Johnson	1	39	39.0	39t	1
L.Joyner	1	29	29.0	29t	1
N.Robey	1	25	25.0	25	0
M.Barron	1	4	4.0	4	0
C.Davis	1	0	0.0	0	0
Team	6	166	27.7	69	2
Opponents	3	34	11.3	19	0

Punting	No	Yds	Avg	Net	TB	In	Lg	B
J.Hekker	16	757	47.3	45.3	0	8	64	0
Team	16	757	47.3	45.3	0	8	64	0
Opponents	21	967	46.0	43.2	0	9	62	0

Punt Returns	Ret	FC	Yds	Avg	Long	TD
T.Austin	12	1	53	4.4	12	0
T.Johnson	1	0	6	6.0	6	0
C.Kupp	0	2	0	0	0	0
Team	13	3	59	4.5	12	0
Opponents	9	1	32	3.6	13	0

Kickoff Returns	No.	Yds	Avg	Long	TD
P.Cooper	13	352	27.1	66	0
T.Austin	1	13	13.0	13	0
Team	14	365	26.1	66	0
Opponents	8	163	20.4	28	0

Field Goals	1-19	20-29	30-39	40-49	50+
G.Zuerlein	1/ 1	1/ 1	5/ 6	7/ 7	1/ 1
Team	1/ 1	1/ 1	5/ 6	7/ 7	1/ 1
Opponents	0/ 0	2/ 2	3/ 4	4/ 4	0/ 1

Fumbles Lost: T.Austin 3, T.Gurley 2, J.Goff 1, P.Cooper 1 **Total: 7**
 Opponent Fumble Recoveries: T.Johnson 1, N.Robey 1, T.Hill 1 **Total: 3**

Passing	Att	Cmp	Yds	Cmp%	Yds/Att	TD	TD%	Int	Int%	Long	Sack	Lost	Rating
J.Goff	164	100	1360	61.0%	8.3	7	4.3%	3	1.8%	69	6/	44	94.1
J.Hekker	1	1	28	100.0%	28.0	0	0.0%	0	0.0%	28	0/	0	118.8
S.Mannion	1	1	12	100.0%	12.0	0	0.0%	0	0.0%	12	0/	0	116.7
Team	166	102	1400	61.4%	8.4	7	4.2%	3	1.8%	69	6/	44	94.9
Opponents	159	96	1140	60.4%	7.2	7	4.4%	6	3.8%	59	15/	96	81.2



ROSTER INFORMATION

REGULAR SEASON WEEK 6 VS. LOS ANGELES RAMS

JAGUARS 2017 ALPHABETICAL ROSTER

NO	NAME	POS	HT	WT	DOB	AGE	EXP	COLLEGE	HOMETOWN	HOW ACQ
99	Ankou, Eli	DT	6-3	325	6/8/94	23	R	UCLA	Ottawa, Ontario, Can	W (Hou.)-'17
17	Benn, Arrelious	WR	6-2	228	9/8/88	29	7	Illinois	Washington, D.C.	FA-'16
40	Bohanon, Tommy	FB	6-1	246	9/10/90	27	4	Wake Forest	Fort Myers, Fla.	FA-'17
5	Bortles, Blake	QB	6-5	236	4/28/92	25	4	Central Florida	Oviedo, Fla.	D1-'14
21	Bouye, A.J.	CB	6-0	191	8/16/91	26	5	Central Florida	Tucker, Ga.	UFA (Hou.)-'17
53	Brown, Blair	LB	6-0	238	5/27/94	23	R	Ohio	Moreno Valley, Calif.	D5-'17
93	Campbell, Calais	DL	6-8	300	9/1/86	31	10	Miami (Fla.)	Aurora, Co.	UFA (Ari.)-'17
60	Cann, A.J.	OL	6-3	315	10/23/91	25	3	South Carolina	Bamberg, S.C.	D3-'15
42	Church, Barry	S	6-2	218	2/11/88	29	8	Toledo	Pittsburgh, Pa.	UFA (Dal.)-'17
84	Cole, Keelan	WR	6-1	194	4/20/93	24	R	Kentucky Wesleyan	Louisville, Ky.	FA-'17
22	Colvin, Aaron	CB	6-0	193	10/2/91	26	4	Oklahoma	Tulsa, Okla.	D4-'14
92	Day, Sheldon	DT	6-1	294	7/1/94	23	2	Notre Dame	Indianapolis, Ind.	D4-'16
27	Fournette, Leonard	RB	6-0	228	1/18/95	22	R	Louisiana State	New Orleans, La.	D1-'17
56	Fowler Jr., Dante	DE	6-3	255	8/3/94	23	3	Florida	St. Petersburg, Fla.	D1-'15
39	Gipson, Tashaun	S	5-11	212	8/7/90	27	6	Wyoming	Dallas, Texas	UFA (Cle.)-'16
30	Grant, Corey	RB	5-11	203	12/19/91	25	3	Auburn	Opelika, Ala.	FA-'15
7	Henne, Chad	QB	6-3	222	7/2/85	32	10	Michigan	Wyomissing, Pa.	UFA (Mia.)-'12
88	Hurns, Allen	WR	6-3	201	11/12/91	25	4	Miami (Fla.)	Miami, Fla.	FA-'14
33	Ivory, Chris	RB	6-0	223	3/22/88	29	8	Tiffin	Longview, Texas	UFA (NYJ.)-'16
44	Jack, Myles	LB	6-1	244	9/3/95	22	2	UCLA	Scottsdale, Ariz.	D2-'16
97	Jackson, Malik	DL	6-5	290	1/11/90	27	6	Tennessee	Van Nuys, Calif.	UFA (Den.)-'16
95	Jones, Abry	DT	6-4	318	9/8/91	26	5	Georgia	Warner Robins, Ga.	FA-'13
83	Koyack, Ben	TE	6-5	258	4/9/93	24	2	Notre Dame	Oil City, Pa.	D7-'15
11	Lee, Marqise	WR	6-0	196	11/25/91	25	4	Southern California	Inglewood, Calif.	D2-'14
89	Lewis, Mercedes	TE	6-6	267	5/19/84	33	12	UCLA	Long Beach, Calif.	D1-'06
65	Linder, Brandon	OL	6-6	315	1/25/92	25	4	Miami (Fla.)	Southwest Ranches, Fla.	D3-'14
19	McCaffrey, Max	WR	6-2	200	5/17/94	23	1	Duke	Highlands Ranch, Co.	PS (N.O.)-'17
55	McCray, Lerentee	LB	6-3	249	8/26/90	27	5	Florida	Ocala, Fla.	UFA (Buf.)-'17
2	Myers, Jason	K	5-10	190	5/12/91	26	3	Marist	Chula Vista, Calif.	FA-'15
31	Myrick, Jalen	CB	5-11	200	2/27/95	22	R	Minnesota	Bloomington, Ga.	D7a-'17
91	Ngakoue, Yannick	DE	6-2	246	3/31/95	22	2	Maryland	Bowie, Md.	D3-'16
3	Nortman, Brad	P	6-2	214	9/12/89	28	6	Wisconsin	Brookfield, Wis.	UFA (Car.)-'16
77	Onameh, Patrick	OL	6-4	327	12/29/89	27	5	Michigan	Columbus, Ohio	FA-'16
80	O'Shaughnessy, James	TE	6-4	245	1/14/92	25	3	Illinois State	Naperville, Ill.	W (N.E.)-'17
43	Overton, Matt	LS	6-1	243	7/6/85	32	6	Western Washington	San Leandro, Calif	FA-'17
78	Parnell, Jermey	OL	6-6	326	7/20/86	31	7	Mississippi	Blytheville, Ark.	UFA (Dal.)-'15
23	Patmon, Tyler	CB	5-10	188	1/26/91	26	3	Oklahoma State	Round Rock, Texas	FA-'17
52	Payne, Donald	LB	5-11	217	7/12/94	23	R	Stetson University	Fayetteville, Ga.	W (Bal.)-'17
29	Pitts, Lafayette	CB	5-11	195	9/24/92	25	2	Pittsburgh	Duquesne, Pa.	W (Mia.)-'17
75	Poehls, William	OL	6-8	344	11/27/91	25	1	Montana	Chandler, Ariz.	W (Chi.)-'17
51	Posluszny, Paul	LB	6-2	232	10/10/84	33	11	Penn State	Aliquippa, Pa.	UFA (Buf.)-'11
20	Ramsey, Jalen	CB	6-1	208	10/24/94	22	2	Florida State	Smyrna, Tenn.	D1-'16
64	Reed, Chris	OL	6-5	310	7/22/92	25	2	Minnesota State	Omaha, Neb.	FA-'17
74	Robinson, Cam	OL	6-6	320	10/9/95	22	R	Alabama	Monroe, La.	D2-'17
69	Shatley, Tyler	OL	6-3	310	5/5/91	26	3	Clemson	Icard, N.C.	FA-'14
50	Smith, Telvin	LB	6-3	215	4/11/91	26	4	Florida State	Valdosta, Ga.	D5a-'14
94	Smoot, Dawuane	DE	6-3	264	3/2/95	22	R	Illinois	Groveport, Ohio	D3-'17
10	Strong, Jaelen	WR	6-2	220	1/25/94	23	3	Arizona State	Philadelphia, Pa.	W (Hou.)-'17
25	Thompson, Peyton	S	5-10	184	9/26/90	27	3	San Jose State	Sacramento, Calif.	FA-'14
73	Walker, Josh	OL	6-5	330	6/2/91	26	3	Middle Tennessee State	Spring City, Ten.	FA-'17
72	Wells, Josh	OL	6-6	306	2/14/91	26	3	James Madison	Mechanicsville, Va.	FA-'14
26	Wilson, Jarrod	S	6-2	210	2/9/94	23	2	Michigan	Akron, Ohio	FA-'16
24	Yeldon, T.J.	RB	6-1	223	10/2/93	24	3	Alabama	Daphne, Ala.	D2-'15

Head Coach: Doug Marrone

Assistants: Joe DeCamillis (Special Teams Coordinator), Nathaniel Hackett (Offensive Coordinator), Tom Myslinski (Strength and Conditioning Coordinator), Todd Wash (Defensive Coordinator), Mark Collins (Linebackers Coach), Joe Danna (Assistant Secondary Coach), John Donovan (Offensive Quality Control Coach), Perry Fewell (Secondary Coach), Pat Flaherty (Offensive Line Coach), Marion Hobby (Defensive Line Coach), Jess Langvardt (Strength and Conditioning Associate), Mike Mallory (Assistant Special Teams Coordinator), Keenan McCardell (Wide Receivers Coach), Ron Middleton (Tight Ends/Assistant Special Teams Coach), Scott Milanovich (Quarterbacks Coach), Eric Price (Offense-Research), Jason Rebrovich (Assistant Defensive Line Coach), Mike Rutenberg (Defensive Assistant), Cedric Scott (Assistant Strength and Conditioning Coach), Tony Sparano Jr. (Assistant Offensive Line Coach), Tyrone Wheatley (Running Backs Coach).

JAGUARS 2017 NUMERICAL ROSTER

10/10/2017

NO	NAME	POS	HT	WT	DOB	AGE	EXP	COLLEGE	HOMETOWN	HOW ACQ
2	Jason Myers	K	5-10	190	5/12/91	26	3	Marist	Chula Vista, Calif.	FA-'15
3	Brad Nortman	P	6-2	214	9/12/89	28	6	Wisconsin	Brookfield, Wis.	UFA (Car.)-'16
5	Blake Bortles	QB	6-5	236	4/28/92	25	4	Central Florida	Oviedo, Fla.	D1-'14
7	Chad Henne	QB	6-3	222	7/2/85	32	10	Michigan	Wyomissing, Pa.	UFA (Mia.)-'12
10	Jaelen Strong	WR	6-2	220	1/25/94	23	3	Arizona State	Philadelphia, Pa.	W (Hou.)-'17
11	Marqise Lee	WR	6-0	196	11/25/91	25	4	Southern California	Inglewood, Calif.	D2-'14
17	Arrelious Benn	WR	6-2	228	9/8/88	29	7	Illinois	Washington, D.C.	FA-'16
19	Max McCaffrey	WR	6-2	200	5/17/94	23	1	Duke	Highlands Ranch, Co.	PS (N.O.)-'17
20	Jalen Ramsey	CB	6-1	208	10/24/94	22	2	Florida State	Smyrna, Tenn.	D1-'16
21	A.J. Bouye	CB	6-0	191	8/16/91	26	5	Central Florida	Tucker, Ga.	UFA (Hou.)-'17
22	Aaron Colvin	CB	6-0	193	10/2/91	26	4	Oklahoma	Tulsa, Okla.	D4-'14
23	Tyler Patmon	CB	5-10	188	1/26/1991	26	3	Oklahoma State	Round Rock, Texas	FA-'17
24	T.J. Yeldon	RB	6-1	223	10/2/93	24	3	Alabama	Daphne, Ala.	D2-'15
25	Peyton Thompson	S	5-10	184	9/26/90	27	3	San Jose State	Sacramento, Calif.	FA-'14
26	Jarrod Wilson	S	6-2	210	1/23/94	23	2	Michigan	Akron, Ohio	FA-'16
27	Leonard Fournette	RB	6-0	228	1/18/95	22	R	Louisiana State	New Orleans, La.	D1-'17
29	Lafayette Pitts	CB	5-11	195	9/24/92	25	2	Pittsburgh	Duquesne, Pa.	W (Mia.)-'17
30	Corey Grant	RB	5-11	203	12/19/91	25	3	Auburn	Opelika, Ala.	FA-'15
31	Jalen Myrick	CB	5-11	200	2/27/95	22	R	Minnesota	Bloomington, Ga.	D7a-'17
33	Chris Ivory	RB	6-0	223	3/22/88	29	8	Tiffin	Longview, Texas	UFA (NYJ.)-'16
39	Tashaun Gipson	S	5-11	212	8/7/90	27	6	Wyoming	Dallas, Texas	UFA (Cle.)-'16
40	Tommy Bohanon	FB	6-1	246	9/10/90	27	4	Wake Forest	Fort Myers, Fla.	FA-'17
42	Barry Church	S	6-2	218	2/11/88	29	8	Toledo	Pittsburgh, Pa.	UFA (Dal.)-'17
43	Matt Overton	LS	6-1	243	7/6/85	32	6	Western Washington	San Leandro, Calif.	FA-'17
44	Myles Jack	LB	6-1	244	9/3/95	22	2	UCLA	Scottsdale, Ariz.	D2-'16
50	Telvin Smith	LB	6-3	215	4/11/91	26	4	Florida State	Valdosta, Ga.	D5a-'14
51	Paul Posluszny	LB	6-2	232	10/10/84	33	11	Penn State	Aliquippa, Pa.	UFA (Buf.)-'11
52	Donald Payne	LB	5-11	217	7/12/94	23	R	Stetson University	Fayetteville, Ga.	W (Bal.)-'17
53	Blair Brown	LB	6-0	238	5/27/94	23	R	Ohio	Moreno Valley, Calif.	D5-'17
55	Lerentee McCray	LB	6-3	249	8/26/90	27	5	Florida	Ocala, Fl.	UFA (Buf.)-'17
56	Dante Fowler Jr.	DE	6-3	255	8/3/94	23	3	Florida	St. Petersburg, Fla.	D1-'15
60	A.J. Cann	OL	6-3	325	10/23/91	25	3	South Carolina	Bamberg, S.C.	D3-'15
64	Chris Reed	OL	6-5	310	7/22/92	25	2	Minnesota State	Omaha, Neb.	FA-'17
65	Brandon Linder	OL	6-6	315	1/25/92	25	4	Miami (Fla.)	Southwest Ranches, Fla.	D3-'14
69	Tyler Shatley	OL	6-3	310	5/5/91	26	3	Clemson	Icard, N.C.	FA-'14
72	Josh Wells	OL	6-6	306	2/14/91	26	3	James Madison	Mechanicsville, Va.	FA-'14
73	Josh Walker	OL	6-5	330	6/2/91	26	3	Middle Tennessee State	Spring City, Ten.	FA-'17
74	Cam Robinson	OL	6-6	320	10/9/95	22	R	Alabama	Monroe, La.	D2-'17
75	William Poehls	OL	6-8	344	11/27/91	25	1	Montana	Chandler, Ariz.	W (Chi.)-'17
77	Patrick Omameh	OL	6-4	327	12/29/89	27	5	Michigan	Columbus, Ohio	FA-'16
78	Jermey Parnell	OL	6-6	326	7/20/86	31	7	Mississippi	Blytheville, Ark.	UFA (Dal.)-'15
80	James O'Shaughnessy	TE	6-4	245	1/14/1992	25	3	Illinois State	Naperville, Ill.	W (N.E.)-'17
83	Ben Koyack	TE	6-5	258	4/9/93	24	2	Notre Dame	Oil City, Pa.	D7-'15
84	Keelan Cole	WR	6-1	194	4/20/93	24	R	Kentucky Wesleyan	Louisville, Ky.	FA-'17
88	Allen Hurns	WR	6-3	201	11/12/91	25	4	Miami (Fla.)	Miami, Fla.	FA-'14
89	Mercedes Lewis	TE	6-6	267	5/19/84	33	12	UCLA	Long Beach, Calif.	D1-'06
91	Yannick Ngakoue	DE	6-2	246	3/31/95	22	2	Maryland	Bowie, Md.	D3-'16
92	Sheldon Day	DT	6-1	294	7/1/94	23	2	Notre Dame	Indianapolis, Ind.	D4-'16
93	Calais Campbell	DL	6-8	300	9/1/86	31	10	Miami (Fla.)	Aurora, Co.	UFA (Ari.)-'17
94	Dawuane Smoot	DE	6-3	264	3/2/95	22	R	Illinois	Groveport, Ohio	D3-'17
95	Abry Jones	DT	6-4	318	9/8/91	26	5	Georgia	Warner Robins, Ga.	FA-'13
97	Malik Jackson	DL	6-5	290	1/11/90	27	6	Tennessee	Van Nuys, Calif.	UFA (Den.)-'16
99	Eli Ankou	DT	6-3	325	6/8/94	23	R	UCLA	Ottawa, Ontario, Can	W (Hou.)-'17

Practice Squad

18	Larry Pinkard	WR	6-0	196	2/25/92	25	1	Old Dominion	Washington, D.C.	P.S. -'17
34	Raysean Pringle	CB	6-0	191	8/31/93	24	R	Southern Utah	Oakland, Calif.	P.S. -'17
38	Brandon Wilds	RB	6-0	220	7/22/93	24	1	South Carolina	Chapin, S.C.	P.S.-'17
59	Carroll Phillips	DE	6-3	242	9/2/92	25	R	Illinois	Miami, Fla.	P.S. -'17
67	Oni Omoile	OL	6-2	310	6/24/93	24	1	Iowa State	Coppell, Tex.	P.S.-'17
79	Hunter Dimick	DE	6-3	268	10/29/93	23	R	Utah	Syracuse, Utah	P.S. -'17
85	Jaydon Mickens	WR	5-11	170	4/21/94	23	1	Washington	Los Angeles, Calif.	P.S. -'17
86	David Grinnage	TE	6-5	265	2/24/94	23	1	North Carolina State	Newark, De.	P.S. -'17
90	Darius Kilgo	DT	6-3	319	12/14/91	25	3	Maryland	Washington, D.C.	P.S. -'17
98	Marcus Hardison	DT	6-3	310	2/14/92	25	3	Arizona State	Natchitoches, La.	P.S. -'17

JAGUARS BY EXPERIENCE

NO	NAME	POS	HT	WT	DOB	AGE	EXP	COLLEGE	HOMETOWN
12th Year (1)									
89	Lewis, Marcedes	TE	6-6	280	5/19/84	33	12	UCLA	Long Beach, Calif.
11th Year (1)									
51	Posluszny, Paul	LB	6-2	232	10/10/84	33	11	Penn State	Aliquippa, Pa.
10th Year (2)									
93	Campbell, Calais	DL	6-8	300	9/1/86	31	10	Miami (Fla.)	Aurora, Co.
7	Henne, Chad	QB	6-3	222	7/2/85	32	10	Michigan	Wyomissing, Pa.
8th Year (2)									
42	Church, Barry	S	6-2	218	2/11/88	29	8	Toledo	Pittsburgh, Pa.
33	Ivory, Chris	RB	6-0	223	3/22/88	29	8	Tiffin	Longview, Texas
7th Year (2)									
17	Benn, Arrelious	WR	6-2	228	9/8/88	29	7	Illinois	Washington, D.C.
78	Parnell, Jerme	OT	6-6	326	7/20/86	31	7	Mississippi	Blytheville, Ark.
6th Year (4)									
39	Gipson, Tashaun	S	5-11	212	8/7/90	27	6	Wyoming	Dallas, Texas
97	Jackson, Malik	DL	6-5	290	1/11/90	27	6	Tennessee	Van Nuys, Calif.
3	Nortman, Brad	P	6-2	214	9/12/89	28	6	Wisconsin	Brookfield, Wis.
43	Overton, Matt	LS	6-1	243	7/6/85	32	6	Western Washington	San Leandro, Calif.
5th Year (5)									
21	Bouye, A.J.	CB	6-0	191	8/16/91	26	5	Central Florida	Tucker, Ga.
95	Jones, Abry	DT	6-4	318	9/8/91	26	5	Georgia	Warner Robins, Ga.
55	McCray, Lerentee	LB	6-3	249	8/26/90	27	5	Florida	Ocala, Fla.
77	Omameh, Patrick	OL	6-4	327	12/29/89	27	5	Michigan	Columbus, Ohio
4th Year (7)									
40	Bohanon, Tommy	FB	6-1	246	9/10/90	27	4	Wake Forest	Fort Myers, Fla.
5	Bortles, Blake	QB	6-5	236	4/28/92	25	4	Central Florida	Oviedo, Fla.
22	Colvin, Aaron	CB	6-0	193	10/2/91	26	4	Oklahoma	Tulsa, Okla.
88	Hurns, Allen	WR	6-3	201	11/12/91	25	4	Miami (Fla.)	Miami, Fla.
11	Lee, Marqise	WR	6-0	196	11/25/91	25	4	Southern California	Inglewood, Calif.
65	Linder, Brandon	OL	6-6	315	1/25/92	25	4	Miami (Fla.)	Southwest Ranches, Fla.
50	Smith, Telvin	LB	6-3	215	4/11/91	26	4	Florida State	Valdosta, Ga.
3rd Year (11)									
60	Cann, A.J.	OL	6-2	325	10/23/91	25	3	South Carolina	Bamberg, S.C.
56	Fowler Jr., Dante	DE	6-3	255	8/3/94	23	3	Florida	St. Petersburg, Fla.
30	Grant, Corey	RB	5-11	203	12/19/91	25	3	Auburn	Opelika, Ala.
2	Myers, Jason	K	5-10	190	5/12/91	26	3	Marist	Chula Vista, Calif.
80	O'Shaughnessy, James	TE	6-4	245	1/14/92	25	3	Illinois State	Naperville, Ill.
23	Patmon, Tyler	CB	5-10	188	1/26/91	26	3	Oklahoma State	Round Rock, Texas
69	Shatley, Tyler	OL	6-3	310	5/5/91	26	3	Clemson	Icard, N.C.
10	Strong, Jaelen	WR	6-2	220	1/25/94	23	3	Arizona State	Philadelphia, Pa.
25	Thompson, Peyton	S	6-0	196	9/26/90	27	3	San Jose State	Sacramento, Calif.
73	Walker, Josh	OL	6-5	330	6/2/91	26	3	Middle Tennessee State	Spring City, Ten.
72	Wells, Josh	OL	6-6	306	2/14/91	26	3	James Madison	Mechanicsville, Va.
24	Yeldon, T.J.	RB	6-1	223	10/2/93	24	3	Alabama	Daphne, Ala.
2nd Year (7)									
92	Day, Sheldon	DT	6-1	294	7/1/94	23	2	Notre Dame	Indianapolis, Ind.
44	Jack, Myles	LB	6-1	244	9/3/95	22	2	UCLA	Scottsdale, Ariz.
83	Koyack, Ben	TE	6-5	258	4/9/93	24	2	Notre Dame	Oil City, Pa.
91	Ngakoue, Yannick	DE	6-2	246	3/31/95	22	2	Maryland	Bowie, Md.
29	Pitts, Lafayette	CB	5-11	195	9/24/92	25	2	Pittsburgh	Duquesne, Pa.
20	Ramsey, Jalen	CB	6-1	208	10/24/94	22	2	Florida State	Smyrna, Tenn.
64	Reed, Chris	OL	6-5	310	7/22/92	25	2	Minnesota State	Omaha, Neb.
26	Wilson, Jarrod	S	6-2	210	2/9/94	23	2	Michigan	Arkon, Ohio
1st Year (1)									
19	McCaffrey, Max	WR	6-2	200	5/17/94	23	1	Duke	Highlands Ranch, Co.
75	Poehls, William	OL	6-8	344	11/27/92	24	1	Montana	Chandler, Ariz.
Rookies (9)									
99	Ankou, Eli	DT	6-3	325	6/8/94	23	R	UCLA	Ottawa, Ontario, Can.
53	Brown, Blair	LB	6-0	238	5/27/94	23	R	Ohio	Moreno Valley, Calif.
84	Cole, Keelan	WR	6-1	194	4/20/93	24	R	Kentucky Wesleyan	Louisville, Ky.
27	Fournette, Leonard	RB	6-0	228	1/18/95	22	R	Louisiana State	New Orleans, La.
31	Myrick, Jalen	CB	5-11	200	2/27/95	22	R	Minnesota	Bloomington, Ga.
52	Payne, Donald	LB	5-11	217	7/12/94	23	R	Stetson University	Fayetteville, Ga.
74	Robinson, Cam	OL	6-6	320	10/9/95	22	R	Alabama	Monroe, La.
94	Smoot, Dawuane	DE	6-3	264	3/21/95	22	R	Illinois	Groveport, Ohio

JAGUARS BY POSITION

53

OFFENSE 26

	NO	NAME	POS	HT	WT	EXP	COLLEGE
2 QUARTERBACKS							
	5	Bortles, Blake	QB	6-5	236	4	Central Florida
	7	Henne, Chad	QB	6-3	222	10	Michigan
5 RUNNING BACKS							
	24	Yeldon, T.J.	RB	6-1	223	3	Alabama
	27	Fournette, Leonard	RB	6-0	228	R	Louisiana State
	30	Grant, Corey	RB	5-11	203	3	Auburn
	33	Ivory, Chris	RB	6-0	223	8	Tiffin
	40	Bohanon, Tommy	FB	6-1	246	4	Wake Forest
6 WIDE RECEIVERS							
	10	Strong, Jaelen	WR	6-2	220	3	Arizona State
	11	Lee, Marqise	WR	6-0	196	4	Southern California
	17	Benn, Arrelious	WR	6-2	228	7	Illinois
	19	McCaffrey, Max	WR	6-2	200	1	Highlands Ranch, Co.
	84	Cole, Keelan	WR	6-1	194	R	Kentucky Wesleyan
	88	Hurns, Allen	WR	6-3	201	4	Miami (Fla.)
3 TIGHT ENDS							
	80	O'Shaughnessy, James	TE	6-4	245	3	Illinois State
	83	Koyack, Ben	TE	6-5	258	2	Notre Dame
	89	Lewis, Mercedes	TE	6-6	280	12	UCLA
10 OFFENSIVE LINEMEN							
	60	Cann, A.J.	OL	6-3	325	3	South Carolina
	64	Reed, Chris	OL	6-5	310	2	Minnesota State
	65	Linder, Brandon	OL	6-6	315	4	Miami (Fla.)
	69	Shatley, Tyler	OL	6-3	310	3	Clemson
	72	Wells, Josh	OL	6-6	306	3	James Madison
	73	Walker, Josh	OL	6-5	330	3	Middle Tennessee State
	74	Robinson, Cam	OL	6-6	320	R	Alabama
	75	Poehls, William	OL	6-8	344	1	Montana
	77	Omameh, Patrick	OL	6-4	327	5	Michigan
	78	Parnell, Jermei	OL	6-6	326	7	Mississippi

SPECIAL TEAMS 3

3 KICKERS/SPECIALISTS							
	2	Myers, Jason	K	5-10	190	3	Marist
	3	Nortman, Brad	P	6-2	214	6	Wisconsin
	43	Overton, Matt	LS	6-1	243	6	Western Washington

DEFENSE 24

8 DEFENSIVE LINEMEN							
	56	Fowler, Jr., Dante	DE	6-3	255	3	Florida
	91	Ngakoue, Yannick	DE	6-2	246	2	Maryland
	92	Day, Sheldon	DT	6-1	294	2	Notre Dame
	93	Campbell, Calais	DL	6-8	300	10	Miami (Fla.)
	94	Smoot, Dawuane	DE	6-3	264	R	Illinois
	95	Jones, Abry	DT	6-4	318	5	Georgia
	97	Jackson, Malik	DL	6-5	290	6	Tennessee
	99	Ankou, Eli	DT	6-3	325	R	UCLA
6 LINEBACKERS							
	44	Jack, Myles	LB	6-1	244	2	UCLA
	50	Smith, Telvin	LB	6-3	215	4	Florida State
	51	Posluszny, Paul	LB	6-2	232	11	Penn State
	52	Payne, Donald	LB	5-11	217	R	Stetson University
	53	Brown, Blair	LB	6-0	238	R	Ohio
	55	McCray, Lerentee	LB	6-3	249	5	Florida
10 DEFENSIVE BACKS							
	20	Ramsey, Jalen	CB	6-1	208	2	Florida State
	21	Bouye, A.J.	CB	6-0	191	5	Central Florida
	22	Colvin, Aaron	CB	6-0	193	4	Oklahoma
	23	Patmon, Tyler	CB	5-10	188	3	Oklahoma State
	25	Thompson, Peyton	S	5-10	184	3	San Jose State
	26	Wilson, Jarrod	S	6-2	210	2	Michigan
	29	Pitts, Lafayette	CB	5-11	195	2	Pittsburgh
	31	Myrick, Jalen	CB	5-11	200	R	Minnesota
	39	Gipson, Tashaun	S	5-11	212	6	Wyoming
	42	Church, Barry	S	6-2	218	8	Toledo

JAGUARS HOW BUILT

	ROOKIE, VETERAN AND FIRST-YEAR FREE AGENTS (16)	UNRESTRICTED FREE AGENTS (11)	OTHER TEAM'S PRACTICE SQUAD (1)	WAIVERS (6)	COLLEGE DRAFT (19)
2006					TE Mercedes Lewis
2011		LB Paul Posluszny			
2012		QB Chad Henne			
2013	DT Abry Jones				
2014	WR Allen Hurns OL Tyler Shatley S Peyton Thompson				QB Blake Bortles WR Marqise Lee CB Aaron Colvin OL Brandon Linder LB Telvin Smith
2015	K Jason Myers RB Corey Grant	OL Jermeay Parnell			DE Dante Fowler Jr. RB T.J. Yeldon OL A.J. Cann TE Ben Koyack
2016	S Jarrod Wilson WR Arrelious Benn OL Josh Wells OL Patrick Omameh	RB Chris Ivory DL Malik Jackson P Brad Nortman FS Tashaun Gipson			CB Jalen Ramsey LB Myles Jack DE Yannick Ngakoue DT Sheldon Day
2017	WR Keelan Cole FB Tommy Bohanon CB Tyler Patmon LS Matt Overton OL Josh Walker OL Chris Reed	CB A.J. Bouye DL Calais Campbell S Barry Church LB Lerentee McCray	WR Max McCaffery	DT Eli Ankou TE James O'Shaughnessy LB Donald Payne CB Lafayette Pitts OL William Poehls WR Jaelen Strong	RB Leonard Fournette OL Cam Robinson DE Dawuane Smoot LB Blair Brown CB Jalen Myrick

JAGUARS 2017 ROSTER MOVES (PAGE 1)

DATE	PLAYER	TRANSACTION
January 2	BIBBS, E.J., TE	Signed to Reserve/Future contract
January 2	GRANT, Doran, DB	Signed to Reserve/Future contract
January 2	KASITATI, Nila, OL	Signed to Reserve/Future contract
January 2	KIRBY, Raphael, LB	Signed to Reserve/Future contract
January 2	SINCLAIR, Gannon, TE	Signed to Reserve/Future contract
January 2	UZDAVINIS, Arturo, OT	Signed to Reserve/Future contract
January 4	NIX, Louis, DL	Signed to Reserve/Future contract
January 9	ROBINSON, Jamal, WR	Signed to Reserve/Future contract
January 10	SHUMATE, Elijah, S	Signed to Reserve/Future contract
January 11	KELLY, Colin, OL	Signed to Reserve/Future contract
February 21	ODRICK, Jared, DL	Released
February 27	VAN ROTEN, Greg	Signed to Reserve/Future contract
March 6	HOUSE, Davon, CB	Released
March 9	THOMPSON, Peyton, S	Received exclude rights tender
March 9	ALBERT, Branden, OL	Traded from MIA
March 9	MARKS, Sen'Derrick, DL	Released
March 9	THOMAS, Julius, TE	Traded to MIA
March 10	BOUYE, A.J., CB	Signed contract (UFA - Hou.)
March 10	CAMPBELL, Calais, DL	Signed contract (UFA - Ari.)
March 10	CHURCH, Barry, S	Signed contract (UFA - Dal.)
March 10	MCCRAY, Lerentee, DE	Signed contract (UFA - Buf.)
March 11	CHARLES, Stefan, DT	Signed contract (UFA - Det.)
March 11	COLE, Audie, LB	Signed contract (UFA - Min.)
March 11	WATFORD, Earl, OL	Signed contract (UFA - Ari.)
March 12	MILLER, Roy, DT	Released
March 16	MCNARY, Josh, LB	Signed contract (UFA - Ind.)
March 23	RIVERA, Mychal, TE	Signed contract (UFA - Oak.)
March 24	GOODMAN, Malliciah, DE	Signed contract (FA)
April 11	SKUTA, Dan, LB	Released
April 11	SMITH, Chris, DE	Traded to CIN
April 17	BOHANON, Tommy, FB	Signed contract (FA)
April 17	PINKARD, Larry, WR	Signed contract (FA)
April 21	HOWARD, Tracy, CB	Claimed off waivers from Cleveland
April 27	FOURNETTE, Leonard, RB	Drafted (1)
April 28	ROBINSON, Cam, OL	Drafted (2)
April 28	SMOOT, Dawuane, DE	Drafted (3)
April 29	WESTBROOK, Dede, WR	Drafted (4)
April 29	BROWN, Blair, LB	Drafted (5)
April 29	MYRICK, Jalen, CB	Drafted (7a)
April 29	WILLIAMS, Marquez, FB	Drafted (7b)
May 1	BIBBS, E.J., TE	Released
May 1	HILL, Bronson, RB	Released
May 1	KELLY, Colin, OL	Released
May 1	PORTER, Sean, LB	Released
May 1	RICHARDSON, Daryl, RB	Released
May 1	SINCLAIR, Gannon, TE	Released
May 1	SHUMATE, Elijah, S	Released
May 1	UZDAVINIS, Arturo, OL	Released
May 1	VAN ROTEN, Greg, OL	Released
May 1	WASHINGTON, Tony, WR	Released
May 1	KIRBY, Raphael, LB	Released
May 1	BLUIETT, Caleb, TE	Signed contract (FA)
May 1	COLE, Keelan, WR	Signed contract (FA)
May 1	COLLINS, Parker, OL	Signed contract (FA)
May 1	COOK, Tim, RB	Signed contract (FA)
May 1	CUTRER, Jeremy, CB	Signed contract (FA)
May 1	DAVIS, P.J., LB	Signed contract (FA)
May 1	DIMICK, Hunter, DE	Signed contract (FA)
May 1	ETTA-TAWO, Amba, WR	Signed contract (FA)
May 1	GENNESSY, Avery, OL	Signed contract (FA)
May 1	HORTON, Justin, LB	Signed contract (FA)
May 1	LUPEAMANU, Tueni, DT	Signed contract (FA)
May 1	MATHERS, ITavius, RB	Signed contract (FA)
May 1	MILLER, CHARLIE, S	Signed contract (FA)
May 1	PHILLIPS, Carroll, DE	Signed contract (FA)
May 1	ROBINSON, Ezra, CB	Signed contract (FA)
May 1	WALKER, Kenneth, WR	Signed contract (FA)
May 9	RUSH, Marcus, LB	Released
May 15	DAVIS, Akeem, CB	Released
May 15	NIX, Louis, DL	Released
May 15	HARPER, Jarrod	Signed contract (FA)
May 15	MAURICE, Kevin, DT	Signed contract (FA)
May 22	WALTERS, Bryan, WR	Placed on injured reserve
May 22	DIXON, Brian, CB	Signed contract (FA)
May 22	PATMON, Tyler, CB	Signed contract (FA)
June 16	CUTRER, Jeremy, CB	Released
June 16	NIXON, Taurean, CB	Claimed off waivers from Denver
June 21	COLLINS, Parker, OL	Released
June 21	RHANEY, Demetrius, OL	Claimed off waivers from Los Angeles Rams
July 17	MILLER, Charlie, S	Released
July 20	WILLIAMS, Marquez, FB	Placed on Active/PUP list
July 22	COLVIN, Aaron, CB	Placed on Active/PUP list
July 22	RAMSEY, Jalen, CB	Placed on Active/PUP list
July 25	JEAN-BAPTISTE, Stanley, CB	Signed contract (FA)
July 31	NIXON, Taurean, CB	Waived/Injured
July 31	GAINES, Charles, CB	Signed contract (FA)
July 31	ALBERT, Branden, OL	Placed on exempt/left team
August 2	GAFFNEY, Tyler, RB	Signed contract (FA)
August 3	TINKER, Carson, LS	Placed on injured reserve
August 3	MATHERS, ITavius, RB	Waived/Injured
August 3	BUNCHE, Malcolm, OL	Signed contract (FA)
August 3	OVERTON, Matt, LS	Signed contract (FA)
August 6	SAMPLE, James, S	Released
August 6	JOHNSON, Jeron, S	Signed contract (FA)
August 8	ALBERT, Branden, OL	Placed on reserved/retired
August 11	ALBERT, Branden, OL	Released
August 11	GRIMES, Jonathan, RB	Signed contract (FA)
August 13	HORTON, Justin, LB	Waived/Injured
August 13	GACHKAR, Andrew, LB	Signed contract (FA)
August 14	JOHNSON, Josh, CB	Waived/Injured
August 14	GRINNAGE, David, TE	Signed contract (FA)
August 14	ROBINSON, Ezra, CB	Waived/Injured
August 14	THOMAS, Dwayne, CB	Signed contract (FA)
August 14	WALKER, Kenneth, WR	Waived
August 14	JAMES II, Charles, CB	Signed contract (FA)
August 20	GAINES, Charles, CB	Waived/Injured
August 20	HARRIS, DuJuan, RB	Signed contract (FA)
August 26	COLE, Audie, LB	Waived
August 28	DENT, Akeem, LB	Signed contract (FA)
September 1	BLUIETT, Caleb, TE	Waived
September 1	BUNCHE, Malcolm, OL	Waived

DATE	PLAYER	TRANSACTION
September 1	DAVIS, P.J., LB	Waived
September 1	DENT, Akeem, LB	Waived
September 1	GRIMES, Jonathan, RB	Waived
September 1	HARRIS, DuJuan, RB	Waived
September 1	JAMES II, Charles, CB	Waived
September 1	LUPEAMANU, Tueni, DT	Waived
September 1	PINKARD, Larry, WR	Waived
September 1	RHANEY, Demetrius, OL	Waived
September 1	ROBINSON, Jamal, WR	Waived
September 1	THOMAS, Dwayne, CB	Waived
September 1	RIVERA, Mychal, TE	Placed on Injured/Reserve
September 1	JOHNSON, Jeron, S	Placed on Injured/Reserve
September 1	WILLIAMS, Marquez, FB	Waived/Injured
September 2	BOWANKO, Luke, OL	Traded to BAL
September 2	GACHKAR, Andrew, LB	Released
September 2	GOODMAN, Malliciah, DE	Released
September 2	MCNARY, Josh, LB	Released
September 2	COOK, Tim, RB	Waived
September 2	DIMICK, Hunter, DL	Waived
September 2	DIXON, Brian, CB	Waived
September 2	ELLIS, Alex, TE	Waived
September 2	ETTA-TAWO, Amba, WR	Waived
September 2	GENNESSY, Avery, OL	Waived
September 2	GRINNAGE, David, TE	Waived
September 2	HOWARD, Tracy, DB	Waived
September 2	JEAN-BAPISTE, Stanley, CB	Waived
September 2	KASITATI, Nila, OL	Waived
September 2	MAURICE, Kevin, DT	Waived
September 2	PHILLIPS, Carroll, DE	Waived
September 2	REED, Chris, OL	Waived
September 2	WOODARD, Jonathan, DE	Waived
September 2	GRANT, Doran, CB	Waived/Injured
September 2	HARPER, Jarrod, S	Waived/Injured
September 2	WYNN, Shane, WR	Waived/Injured
September 2	GREENE SR., Rashad, WR	Placed on Injured/Reserve
September 3	CHARLES, Stefan, DT	Released
September 3	ALLEN, Brandon, QB	Waived
September 3	POUTASI, Jeremiah, OL	Waived
September 3	PULLARD III, Hayes, LB	Waived
September 3	STERLING, Neal, TE	Waived
September 3	ANKOU, Eli, DT	Claimed off waivers from Houston
September 3	O'SHAUGHNESSY, James, TE	Claimed off waivers from New England
September 3	PAYNE, Donald, LB	Claimed off waivers from Baltimore
September 3	PITTS, Lafayette, CB	Claimed off waivers from Miami
September 3	POEHLS, William, OL	Claimed off waivers from Chicago
September 3	COOK, Tim, RB	Signed to practice squad
September 3	DIMICK, Hunter, DL	Signed to practice squad
September 3	ETTA-TAWO, Amba, WR	Signed to practice squad
September 3	GENNESSY, Avery, OL	Signed to practice squad
September 3	GRINNAGE, David, TE	Signed to practice squad
September 3	HOWARD, Tracy, DB	Signed to practice squad
September 3	REED, Chris, OL	Signed to practice squad
September 4	PHILLIPS, Carroll, DE	Signed to practice squad
September 4	JEAN-BAPISTE, Stanley, CB	Signed to practice squad
September 5	PRINGLE, Raysean, CB	Signed to practice squad
September 8	WESTBROOK, Dede, WR	Placed on Injured/Reserve
September 8	WATFORD, Earl, OL	Released
September 8	WALKER, Josh, OL	Signed contract (FA)
September 8	PRYOR, CALVIN, S	Claimed off waivers from Cleveland
September 8	HOWARD, Tracy, DB	Released from practice squad
September 8	KILGO, Darius, DL	Signed to practice squad
September 8	JOHNSON, Jeron, S	Released from injured/reserve
September 12	ROBINSON, Allen, WR	Placed on Injured/Reserve
September 12	MCCAFFREY, MAX, WR	Signed off of New Orleans practice squad
September 14	POUTASI, Jeremiah, OL	Signed to practice squad
September 14	GENNESSY, Avery, OL	Placed on practice squad injured list
September 18	PRYOR, Calvin, S	Placed on Injured/Reserve
September 18	NASSIB, Ryan, QB	Signed contract (FA)
September 18	ETTA-TAWO, Amba, WR	Released from practice squad
September 18	MICKENS, Jaydon, WR	Signed to practice squad
September 18	GRANT, Doran, CB	Released from injured/reserve
September 19	BENNETT, Michael, LB	Placed on Injured/Reserve
September 19	STRONG, Jaelen, WR	Claimed off waivers from Houston
September 26	COOK, Tim, RB	Placed on practice squad injured list
September 26	PRESSLEY, Jhurrell, RB	Signed to practice squad
October 7	NASSIB, Ryan, QB	Released
October 7	REED, Chris, OL	Promoted to the 53-man roster

JAGUARS UNOFFICIAL DEPTH CHART

OFFENSE

WR: 11 Marqise Lee 17 Arrelious Benn 10 Jaelen Strong
LT: 74 Cam Robinson 72 Josh Wells 77 Patrick Omameh
LG: 77 Patrick Omameh 73 Josh Walker 64 Chris Reed
C: 65 Brandon Linder 69 Tyler Shatley
RG: 60 A.J. Cann 69 Tyler Shatley 64 Chris Reed
RT: 78 Jermeay Parnell 75 William Poehls 77 Patrick Omameh
TE: 89 Mercedes Lewis 83 Ben Koyack 80 James O'Shaughnessy
WR: 88 Allen Hurns 84 Keelan Cole 19 Max McCaffrey
QB: 5 Blake Bortles 7 Chad Henne
RB: 27 Leonard Fournette / 33 Chris Ivory 24 T.J. Yeldon 30 Corey Grant
FB: 40 Tommy Bohanon

DEFENSE

DE 91 Yannick Ngakoue 56 Dante Fowler Jr.
NT: 95 Abry Jones 99 Eli Ankou
DT: 97 Malik Jackson 92 Sheldon Day
DE: 93 Calais Campbell 94 Dawuane Smoot
WLB: 50 Telvin Smith 53 Blair Brown
MLB: 51 Paul Posluszny 52 Donald Payne
SLB 44 Myles Jack 55 Lerentee McCray
LCB: 20 Jalen Ramsey 23 Tyler Patmon 29 Lafayette Pitts
FS: 39 Tashaun Gipson 25 Peyton Thompson
SS: 42 Barry Church 26 Jarrod Wilson
RCB: 21 A.J. Bouye 22 Aaron Colvin 31 Jalen Myrick

SPECIAL TEAMS

K: 2 Jason Myers
P: 3 Brad Nortman
LS: 43 Matt Overton
PH: 3 Brad Nortman
KR: 11 Marqise Lee 30 Corey Grant 84 Keelan Cole
PR: 11 Marqise Lee 31 Jalen Myrick

_____ = ROOKIE



2017 STATISTICS

REGULAR SEASON WEEK 6 VS. LOS ANGELES RAMS

2017 STARTERS

OFFENSIVE STARTERS

	WR	FB/TE/WR	LT	LG	C	RG	RT	TE	WR	QB	RB
9/10 at HOU	A. Robinson	Bohanon (FB)	C. Robinson	Omameh	Linder	Cann	Parnell	Lewis	Lee	Bortles	Fournette
9/17 vs. TEN	Lee	Bohanon (FB)	C. Robinson	Omameh	Linder	Cann	Parnell	Lewis	Hurns	Bortles	Fournette
9/24 vs. BAL	Lee	Cole (WR)	C. Robinson	Omameh	Linder	Cann	Parnell	Lewis	Hurns	Bortles	Fournette
10/1 at NYJ	Lee	Bohanon (FB)	C. Robinson	Omameh	Linder	Cann	Parnell	Lewis	Hurns	Bortles	Fournette
10/8 at PIT	Lee	Bohanon (FB)	C. Robinson	Omameh	Shatley	Cann	Parnell	Lewis	Hurns	Bortles	Fournette
10/15 vs. LAR											
10/22 at IND											
11/5 vs. CIN											
11/12 vs. LAC											
11/19 at CLE											
11/26 at ARI											
12/3 vs. IND											
12/10 vs. SEA											
12/17 vs. HOU											
12/23 at S.F.											
12/31 at TEN											
TOTALS:	Lee - 4 A. Robinson - 1	Bohanon (FB) - 4 Cole (WR) - 1	C. Robinson - 5	Omameh - 5	Linder - 4 Shatley - 1	Cann - 5	Parnell - 5	Lewis - 5	Hurns - 4 Lee - 1	Bortles - 5	Fournette - 5

DEFENSIVE STARTERS

	DE	NT	DT	DE	WLB	MLB	SLB	LCB	FS	SS	RCB
9/10 at HOU	Ngakoue	Jones	Jackson	Campbell	Smith	Posluszny	Jack	Ramsey	Gipson	Church	Bouye
9/17 vs. TEN	Ngakoue	Jones	Jackson	Campbell	Smith	Posluszny	Jack	Ramsey	Gipson	Church	Bouye
9/24 vs. BAL	Ngakoue	Jones	Jackson	Campbell	Smith	Posluszny	Jack	Ramsey	Gipson	Church	Bouye
10/1 at NYJ	Ngakoue	Jones	Jackson	Campbell	Smith	Posluszny	Jack	Ramsey	Gipson	Church	Bouye
10/8 at PIT	Ngakoue	Jones	Jackson	Campbell	Smith	Posluszny	Jack	Ramsey	Gipson	Church	Bouye
10/15 vs. LAR											
10/22 at IND											
11/5 vs. CIN											
11/12 vs. LAC											
11/19 at CLE											
11/26 at ARI											
12/3 vs. IND											
12/10 vs. SEA											
12/17 vs. HOU											
12/23 at S.F.											
12/31 at TEN											
TOTALS:	Ngakoue - 5	Jones - 5	Jackson - 5	Campbell - 5	Smith - 5	Posluszny - 5	Jack - 5	Ramsey - 5	Gipson - 5	Church - 5	Bouye - 5

2017 GAME-BY-GAME PARTICIPATION

	vs. HOU	at TEN	vs. BAL	vs. NYJ	at PIT	vs. LAR	at IND	at CIN	vs. IAC	at CLE	at ARI	vs. IND	vs. SEA	at HOU	vs. S.F.	at TEN	GAMES/ STARTS
ANKOU	P	P	P	P	P												5/0
BENN	P	P	P	P	P												5/0
BENNETT	INA	P	IR	IR	IR												1/0
BOHANON	FB	FB	P	FB	FB												5/4
BORTLES	QB	QB	QB	QB	QB												5/5
BOUYE	RCB	RCB	RCB	RCB	RCB												5/5
BROWN	INA	INA	P	P	P												3/0
CAMPBELL	DE	DE	DE	DE	DE												5/5
CANN	RG	RG	RG	RG	RG												5/5
CHURCH	SS	SS	SS	SS	SS												5/5
COLE	P	P	WR	P	P												5/1
COLVIN	P	P	P	P	P												5/0
DAY	P	INA	P	P	P												4/0
FOURNETTE	RB	RB	RB	RB	RB												5/5
FOWLER JR.	P	P	P	P	P												5/0
GIPSON	FS	FS	FS	FS	FS												5/5
GRANT	P	P	P	P	P												5/0
HENNE	DNP	DNP	P	DNP	DNP												1/0
HURNS	P	WR	WR	WR	WR												5/4
IVORY	P	P	P	P	P												5/0
JACK	SLB	SLB	SLB	SLB	SLB												5/5
JACKSON	DT	DT	DT	DT	DT												5/5
JONES	NT	NT	NT	NT	NT												5/5
KOYACK	P	P	P	P	P												5/0
LEE	WR	WR	WR	WR	WR												5/5
LEWIS	TE	TE	TE	TE	TE												5/5
LINDER	C	C	C	C	INA												4/4
McCAFFREY	---	P	P	P	P												4/0
McCRAV	P	P	INA	INA	INA												2/0
MYERS	P	P	P	P	P												5/0
MYRICK	INA	INA	INA	INA	P												1/0
NASSIB	---	---	INA	INA	---												0/0
NGAKOUE	DE	DE	DE	DE	DE												5/5
NORTMAN	P	P	P	P	P												5/0
OMAMEH	LG	LG	LG	LG	LG												5/5
O'SHAUGHNESSY	P	P	P	P	P												5/0
OVERTON	P	P	P	P	P												5/0
PARNELL	RT	RT	RT	RT	RT												5/5
PATMON	DNP	DNP	P	P	P												3/0
PAYNE	P	P	P	DNP	P												4/0
PITTS	P	P	P	P	P												5/0
POEHLS	INA	INA	INA	INA	INA												0/0
POSLUSZNY	MLB	MLB	MLB	MLB	MLB												5/5
PRYOR	INA	INA	IR	IR	IR												0/0
RAMSEY	LCB	LCB	LCB	LCB	LCB												5/5
REED	ps	ps	ps	ps	DNP												0/0
A. ROBINSON	WR	IR	IR	IR	IR												1/1

POS=Started; P=Played; DNP=Did not play; INA= Inactive; ps=Practice squad; ---=Not on roster;

NFI= Reserve/non-football injury; PUP=Reserve/physically unable to perform; IR=Injured reserve; Sus=Suspended

2017 GAME-BY-GAME PARTICIPATION

	vs. HOU	at TEN	vs. BAL	vs. NYJ	at PIT	vs. LAR	at IND	at CIN	vs. IAC	at CLE	at ARI	vs. IND	vs. SEA	at HOU	vs. S.F.	at TEN	GAMES/ STARTS
C. ROBINSON	LT	LT	LT	LT	LT												5/5
SHATLEY	P	P	P	P	C												5/1
SMITH	WLB	WLB	WLB	WLB	WLB												5/5
SMOOT	P	P	P	P	P												5/0
STRONG	---	---	INA	INA	INA												0/0
THOMPSON	P	P	P	P	P												5/0
WALKER	INA	INA	INA	INA	INA												0/0
WELLS	P	P	P	P	P												5/0
WILSON	P	P	P	P	INA												4/0
YELDON	INA	INA	INA	INA	INA												0/0

POS=Started; P=Played; DNP=Did not play; INA= Inactive; ps=Practice squad; ---=Not on roster;

NFI= Reserve/non-football injury; PUP=Reserve/physically unable to perform; IR=Injured reserve; Sus=Suspended

2017 JAGUARS DEFENSIVE STATS

PLAYER	DEFENSE											SPECIAL TEAM					MISC.			
	T	A	TT	SK	YD	TFL	QH	INT	PD	FF	FR	T	A	FF	FR	BL	T	A	FF	FR
JACK	30	12	42	1	4	3	3	0	0	0	1	0	0	0	0	0	0	0	0	0
SMITH	31	9	40	0	0	4	0	2	3	0	1	0	0	0	0	0	0	0	0	0
CHURCH	18	6	24	1	5	1	1	1	1	0	0	1	0	0	0	0	0	0	0	0
GIPSON	20	4	24	0	0	0	0	3	5	0	0	0	0	0	0	0	0	0	0	0
CAMPBELL	14	9	23	6.0	32.5	3	11	0	0	1	0	0	0	0	0	0	0	0	0	0
RAMSEY	17	1	18	0	0	0	0	1	8	0	0	0	0	0	0	0	0	0	0	0
BOUYE	16	1	17	0	0	0	0	2	7	0	0	0	0	0	0	0	0	0	0	0
COLVIN	14	1	15	0	0	2	0	0	1	0	0	0	0	0	0	0	0	0	0	0
POSŁUSZNY	10	3	13	0	0	2	1	0	1	0	0	0	0	0	0	0	0	0	0	0
JONES	6	6	12	1	7	0	3	0	3	0	1	0	0	0	0	0	0	0	0	0
NGAKOUE	7	3	10	4	32	2	1	0	0	3	1	0	0	0	0	0	0	0	0	0
ANKOU	6	4	10	0	0	0	0	0	0	0	0	0	0	0	0	0	0	0	0	0
FOWLER	9	0	9	4	18	3	2	0	0	2	1	0	0	0	0	0	0	0	0	0
JACKSON	7	1	8	1.5	10.5	2	4	0	1	0	0	0	0	0	0	0	0	0	0	0
SMOOT	4	1	5	0	0	1	2	0	0	0	0	1	0	0	0	0	0	0	0	0
McCRA Y	1	2	3	1.5	7	1	2	0	0	0	0	0	0	0	0	0	0	0	0	0
THOMPSON	1	1	2	0	0	0	0	0	0	0	0	0	0	0	0	0	0	0	0	0
DAY	0	2	2	0	0	0	0	0	0	0	0	0	0	0	0	0	0	0	0	0
BENNETT	1	0	1	0	0	0	0	0	1	0	0	0	0	0	0	0	0	0	0	0
BROWN	1	0	1	0	0	0	0	0	0	0	0	0	0	0	0	0	0	0	0	0
GRANT	0	0	0	0	0	0	0	0	0	0	0	2	0	0	0	0	0	0	0	0
O'SHAUGHNESSY	0	0	0	0	0	0	0	0	0	0	0	2	0	0	0	0	1	0	0	0
BOHANON	0	0	0	0	0	0	0	0	0	0	0	1	0	0	0	0	0	0	0	0
COLE	0	0	0	0	0	0	0	0	0	0	0	1	0	0	0	0	0	0	0	0
PAYNE	0	0	0	0	0	0	0	0	0	0	0	1	0	0	0	0	0	0	0	0
WILSON	0	0	0	0	0	0	0	0	0	0	0	1	0	0	0	0	0	0	0	0
BORTLES	0	0	0	0	0	0	0	0	0	0	0	0	0	0	0	0	1	0	0	0
HURNS	0	0	0	0	0	0	0	0	0	0	0	0	0	0	0	0	1	0	0	0
LEE	0	0	0	0	0	0	0	0	0	0	0	0	0	0	0	0	1	0	0	0
PARNELL	0	0	0	0	0	0	0	0	0	0	0	0	0	0	0	0	1	0	0	0
Team Totals	217	67	284	20	121	25	31	10	32	6	5	10	0	0	0	0	5	0	0	0
Opponent Totals	192	97	289	5	29	14	22	4	22	3	1	10	3	0	0	0	10	0	0	2

SACK LEADERS

PLAYER	SK	YD
CAMPBELL	6	32.5
NGAKOUE	4	32
FOWLER	4	23
JACKSON	1.5	10.5
McCRA Y	1.5	7
JACK	1	4
CHURCH	1	5
JONES	1	7
Team Totals	20	121
Opponent Totals	5	29

SPECIAL TEAMS TACKLE LEADERS

PLAYER	T	A	FF	FR	BL
GRANT	2	0	0	0	0
O'SHAUGHNESSY	2	0	0	0	0
BOHANON	1	0	0	0	0
COLE	1	0	0	0	0
SMOOT	1	0	0	0	0
PAYNE	1	0	0	0	0
WILSON	1	0	0	0	0
Team Totals	10	0	0	0	0
Opponent Totals	10	3	0	0	0

PD LEADERS

PLAYER	PD
RAMSEY	9
BOUYE	7
GIPSON	5
SMITH	3
JONES	3
BENNETT	1
CHURCH	1
COLVIN	1
JACKSON	1
POSŁUSZNY	1
Team Totals	32
Opponent Totals	22

2017 TEAM OFFENSIVE STATS

JAGUARS	FIRST DOWNS				TOTAL OFF.		RUSHING		PASSING					INT BY JAX		
	T	R	Pa	Pe	Yds	Plays	Yds	Att	Yds	SK/Yd	Att	Com	INT	No.	Yds	TD
9/10 at Houston	19	7	8	4	280	60	155	39	125	0/0	21	11	0	1	67	0
9/17 vs. Tennessee	20	6	13	1	310	61	99	25	211	2/12	34	20	2	1	2	0
9/24 vs. Baltimore	24	7	13	4	410	68	166	35	244	0/0	33	20	0	2	20	0
10/1 at New York Jets	20	9	8	3	311	75	175	39	140	1/4	35	15	1	1	0	0
10/8 at Pittsburgh	15	10	5	0	313	53	231	37	82	2/13	14	8	1	5	103	2
10/15 vs. L.A. Rams																
10/22 at Indianapolis																
11/5 vs. Cincinnati																
11/12 vs. L.A. Chargers																
11/19 at Cleveland																
11/26 at Arizona																
12/3 vs. Indianapolis																
12/10 vs. Seattle																
12/17 vs. Houston																
12/24 at San Francisco																
12/31 at Tennessee																
Totals	98	39	47	12	1,624	317	826	175	798	5/29	137	74	4	10	192	2

JAGUARS	PUNTS		PUNT RETURNS				K.O. RETURNS			PENALTY		FUMBLE	
	No.	Avg.	No.	Yds	FC	TD	No.	Yds	TD	No.	Yds	No	LT
9/10 at Houston	4	46.8	1	7	3	0	0	0	0	10	89	1	0
9/17 vs. Tennessee	5	49.2	1	4	0	0	4	88	0	10	99	2	1
9/24 vs. Baltimore	3	50.0	2	2	1	0	1	12	0	9	70	0	0
10/1 at New York Jets	8	45.1	1	0	2	0	1	20	0	6	47	0	0
10/8 at Pittsburgh	5	38.0	0	0	1	0	1	14	0	4	19	0	0
10/15 vs. L.A. Rams													
10/22 at Indianapolis													
11/5 vs. Cincinnati													
11/12 vs. L.A. Chargers													
11/19 at Cleveland													
11/26 at Arizona													
12/3 vs. Indianapolis													
12/10 vs. Seattle													
12/17 vs. Houston													
12/24 at San Francisco													
12/31 at Tennessee													
Totals	25	45.4	5	13	8	0	7	134	0	39	324	3	1

2017 TEAM STATISTICS

JAGUARS SCORING

	TD	TDr	TDp	TDrt	PAT	2-PT	FG	T.O.P
9/10 at Houston	3	1	1	1	2-3	0-0	3-4	30:05
9/17 vs. Tennessee	2	1	1	0	1-1	0-1	1-1	29:14
9/24 vs. Baltimore	5	1	4	0	5-5	0-0	3-3	34:03
10/1 at New York Jets	2	0	1	1	2-2	0-0	2-3	35:08
10/8 at Pittsburgh	4	2	0	2	3-4	0-0	1-1	28:52
10/15 vs. L.A. Rams								
10/22 at Indianapolis								
11/5 vs. Cincinnati								
11/12 vs. L.A. Chargers								
11/19 at Cleveland								
11/26 at Arizona								
12/3 vs. Indianapolis								
12/10 vs. Seattle								
12/17 vs. Houston								
12/24 at San Francisco								
12/31 at Tennessee								
Totals	16	5	7	4	13-15	0-1	10/12	30:30

JAGUARS NFL RANKINGS

	JAGUARS OFFENSE						JAGUARS DEFENSE					
	AFC RANK			NFL RANK			AFC RANK			NFL RANK		
	Total	Rush	Pass	Total	Rush	Pass	Total	Rush	Pass	Total	Rush	Pass
9/10 at Houston	8	4	13	19	4	28	1	7	1	1	18	1
9/17 vs. Tennessee	11	8	12	23	9	26	6	14	2	9	29	4
9/24 vs. Baltimore	5	5	10	13	5	23	2	15	1	3	28	1
10/1 at New York Jets	7	2	14	18	2	30	6	16	1	11	32	1
10/8 at Pittsburgh	7	1	4	20	1	30	8	15	3	14	31	3
10/15 vs. L.A. Rams												
10/22 at Indianapolis												
11/5 vs. Cincinnati												
11/12 vs. L.A. Chargers												
11/19 at Cleveland												
11/26 at Arizona												
12/3 vs. Indianapolis												
12/10 vs. Seattle												
12/17 vs. Houston												
12/24 at San Francisco												
12/31 at Tennessee												
Currently	7	1	4	20	1	30	8	15	3	14	31	3

2017 MISCELLANEOUS STATISTICS

REGULAR SEASON HIGHS & LOWS

	JAGUARS		OPPONENTS	
	HIGH	LOW	HIGH	LOW
Points	44 (9/24 vs. BAL)	16 (9/17 vs. TEN)	37 (TEN, 9/17)	7 (HOU, 9/10; BAL, 9/24)
First Downs	24 (9/24 vs. BAL)	15 (10/8 at PIT)	23 (HOU, 9/10)	12 (BAL, 9/24)
Total Offense	410 (9/24 vs. BAL)	280 (9/10 at HOU)	471 (NYJ, 10/1)	186 (BAL, 9/24)
Net Yards Rushing	231 (10/8 at PIT)	99 (9/17 vs. TEN)	256 (NYJ, 10/1)	70 (PIT, 10/8)
Net Yards Passing	244 (9/24 vs. BAL)	82 (10/8 at PIT)	301 (PIT, 10/8)	52 (BAL, 9/24)
Offensive Plays	75 (10/1 at NYJ)	53 (10/8 at PIT)	77 (PIT, 10/8)	54 (BAL, 9/24)
Rushing Attempts	39 (9/10 at HOU; 10/1 at NYJ)	25 (9/17 vs. TEN)	36 (TEN, 9/17)	20 (PIT, 10/8)
Pass Attempts	35 (10/1 at NYJ)	14 (10/8 at PIT)	55 (PIT, 10/8)	27 (TEN, 9/17; BAL, 9/24)
Pass Completions	20 (9/17 vs. TEN; 9/24 vs. BAL)	8 (10/8 at PIT)	33 (PIT, 10/8)	14 (BAL, 9/24)
Passes Had Intercepted	2 (9/17 vs. TEN)	0 (9/10 at HOU; 9/24 vs. BAL)	5 (PIT, 10/8)	1 (three times, last: 10/1 at NYJ)
Sacks Allowed	2 (9/17 vs. TEN; 10/8 at PIT)	0 (9/10 at HOU; 9/24 vs. BAL)	10 (HOU, 9/10)	1 (TEN, 9/17)
Fumbles	2 (9/17 vs. TEN)	0 (four times, last: 10/8 at PIT)	3 (HOU, 9/10; NYJ, 10/1)	0 (TEN, 9/17; PIT, 10/8)
Fumbles Lost	1 (9/17 vs. TEN)	0 (four times, last: 10/8 at PIT)	3 (HOU, 9/10)	0 (TEN, 9/17; PIT, 10/8)
Total Turnovers	3 (9/17 vs. TEN)	0 (9/10 at HOU; 9/24 vs. BAL)	5 (PIT, 10/8)	1 (TEN, 9/17)
Penalties	10 (9/10 at HOU, 9/17 vs. TEN)	4 (10/8 at PIT)	10 (BAL, 9/24; NYJ 10/1)	5 (PIT, 10/8)
Yards Penalized	99 (9/17 vs. TEN)	19 (10/8 at PIT)	94 (HOU, 9/10)	37 (PIT, 10/8)
Time of Possession	35:08 (10/1 at NYJ)	28:52 (10/8 at PIT)	34:24 (NYJ, 10/1)	25:57 (BAL, 9/24)
Defensive Interceptions	5 (10/8 at PIT)	1 (three times, last: 10/1 at NYJ)	2 (TEN, 9/17)	0 (HOU, 9/10; BAL, 9/24)
Total Takeaways	5 (10/8 at PIT)	1 (9/10 at TEN)	3 (TEN, 9/17)	0 (HOU, 9/10; BAL, 9/24)
Longest Drive (plays)	13 (10/1 at NYJ; 10/8 at PIT)	10 (9/10 at HOU; 9/24 vs. BAL)	14 (HOU, 9/10; PIT, 10/8)	12 (TEN, 9/17; BAL, 9/24)
Longest Drive (yards)	93 (10/8 at PIT)	70 (10/1 at NYJ)	91 (TEN, 9/17)	66 (HOU, 9/10)
Third Down Conversions	6-12 (9/17 vs. TEN; 10/8 at PIT)	3-12 (9/10 at HOU; 9/24 vs. BAL)	6-13 (TEN, 9/17)	3-11 (BAL, 9/24)

REGULAR SEASON INDIVIDUAL HIGHS

	JAGUARS	OPPONENTS
Yards Rushing	181 - Leonard Fournette at PIT, 10/8	163 - Bilal Powell (NYJ, 10/1)
Rushing Attempts	28 - Leonard Fournette at PIT, 10/8	21 - Bilal Powell (NYJ, 10/1)
Rushing TDs	2 - Leonard Fournette at PIT, 10/8	1 - five players; last: Elijah McGuire (NYJ, 10/1)
Receptions	7 - Marqise Lee vs. TEN, 9/17	10 - A. Brown, L. Bell (PIT, 10/8)
Yards Receiving	82 - Allen Hurns vs. TEN, 9/17	157 - Antonio Brown (PIT, 10/8)
Receiving TDs	3 - Mercedes Lewis vs. BAL, 9/24	1 - three players, last: B. Watson (BAL, 9/24)
Combined Yards (rush/rec)	184 - Leonard Fournette at PIT, 10/8	190 - Bilal Powell (NYJ, 10/1)
All-Purpose Yards	184 - Leonard Fournette at PIT, 10/8	190 - Bilal Powell (NYJ, 10/1)
Yards Passing	244 - Blake Bortles vs. BAL, 9/24	312 - Ben Roethlisberger (PIT, 10/8)
Pass Attempts	35 - Blake Bortles vs. NYJ, 10/1	55 - Ben Roethlisberger (PIT, 10/8)
Pass Completions	20 - Blake Bortles vs. TEN, 9/17; vs. BAL, 9/24	33 - Ben Roethlisberger (PIT, 10/8)
TD Passes	4 - Blake Bortles vs. BAL, 9/24	1 - three players, last: R. Mallett (BAL, 9/24)
Interceptions Thrown	2 - Blake Bortles vs. TEN, 9/17	5 - Ben Roethlisberger (PIT, 10/8)
Longest Run	90 - Leonard Fournette at PIT, 10/8	75 - Bilal Powell (NYJ, 10/1)
Longest Pass Completion	35 - Blake Bortles to Marqise Lee vs. BAL, 9/24	49 - B. Roethlisberger to A. Brown (PIT, 10/8)
Longest Kickoff Return	28 - Corey Grant vs. TEN, 9/17	32 - ArDarius Stewart (NYJ, 10/1)
Longest Punt Return	7 - Marqise Lee at HOU, 9/10	46 - Adoree Jackson (TEN, 9/17)
Longest INT Return	67 - Tashaun Gipson at HOU, 9/10	9 - Kony Ealy (NYJ, 10/1)
Longest Punt	61 - Brad Nortman at HOU, 9/10; at NYJ, 10/1	70 - Lachlan Edwards (NYJ, 10/1)
Longest Field Goal	47 - Jason Myers vs. BAL, 9/24	45 - Chandler Catanzaro (NYJ, 10/1)
Touchdowns Scored	3 - Mercedes Lewis vs. BAL, 9/24	1 - six players, last: E. McGuire (NYJ, 10/1)
Points Scored	14 - Jason Myers vs. BAL, 9/24	13 - Ryan Succup (TEN, 9/17)

SCORING BY QUARTERS

	JAGUARS					OPPONENTS						
	1	2	3	4	OT	Total	1	2	3	4	OT	Total
9/10 at HOU	3	16*^	7#	3	--	29	0	0	7#	0	--	7
9/17 vs. TEN	3	0	0	13*#	--	16	3	3	17*#	14*#	--	37
9/24 vs. BAL	10#	13#	14##	7*	--	44	0	0	0	7#	--	44
10/1 at NYJ	7#	3	0	10^	0	20	7*	3	10*	0	3	23
10/8 at PIT	0	7*	13@	10*	--	30	3	3	3	0	--	9
10/15 vs. LAR												
10/22 at IND												
11/5 vs. CIN												
11/12 vs. LAC												
11/19 at CLE												
11/26 at ARI												
12/3 vs. IND												
12/17 vs. HOU												
12/24 at S.F.												
12/31 at TEN												
Totals	23	39	34	43	0	139	13	9	37	21	3	83

*=TD rushing // #=TD Passing // @=TD on INT return // ^=TD on punt return // ^=TD on fumble return // &=TD on blocked FG // !=TD on kickoff return // ~=TD on blocked punt return

2017 SCORING DRIVES

OPPONENT	PLAYS	POSS. TIME	QUARTER	NET YARDS	HOW ACQUIRED	SCORING PLAY
9/10 at HOU	8	2:52	1	51	Kickoff	K Jason Myers 42-yard FG
	10	5:14	2	77	Punt	K Jason Myers 25-yard FG
	9	5:29	2	53	Fumble	RB Leonard Fournette 1-yard rush
	10	4:55	3	75	Kickoff	FB Tommy Bohanon 1-yard pass from QB Blake Bortles
	4	0:20	4	7	INT	K Jason Myers 38-yard FG
9/17 vs. TEN	12	6:01	1	51	Punt	K Jason Myers 43-yard FG
	6	2:45	4	75	Kickoff	RB Leonard Fournette 1-yard rush
	6	2:03	4	77	Kickoff	WR Allen Hurns 1-yard pass from QB Blake Bortles
9/24 vs. BAL	9	4:27	1	58	Punt	K Jason Myers 23-yard FG
	7	3:53	1	80	Punt	TE Mercedes Lewis 17-yard pass from QB Blake Bortles
	10	6:16	2	34	Punt	K Jason Myers 45-yard FG
	8	3:11	2	28	INT	WR Allen Hurns 5-yard pass from QB Blake Bortles
	9	2:15	2	66	Punt	K Jason Myers 29-yard FG
	2	0:43	3	32	INT	TE Mercedes Lewis 30-yard pass from QB Blake Bortles
	2	0:25	3	2	Fumble	TE Mercedes Lewis 4-yard pass from QB Blake Bortles
	7	3:28	4	16	Punt	RB Leonard Fournette 3-yard rush
10/1 at NYJ	10	5:15	1	61	Punt	RB Leonard Fournette 10-yard pass from QB Blake Bortles
	13	7:15	2	70	Punt	K Jason Myers 30-yard FG
	8	2:33	4	41	INT	K Jason Myers 22-yard FG
10/8 at PIT	8	4:05	2	47	INT	RB Leonard Fournette 2-yard rush
	13	8:07	4	67	Punt	K Jason Myers 47-yard FG
	3	1:29	4	98	INT	RB Leonard Fournette 90-yard rush

2017 TAKEAWAYS AND TURNOVERS

TAKEAWAYS

Date	Opponent	Takeaway	Quarter	Yard Line	Result
9/10	Houston	DE Yannick Ngakoue strip-sack of HOU QB Tom Savage , recovered by DT Abry Jones	2	JAX 47	TD
		DE Yannick Ngakoue strip-sack of HOU QB Tom Savage , recovered by DE Dante Fowler Jr. for TD	2	JAX 47	TD
		DE Dante Fowler Jr. strip-sack of HOU QB Dashaun Watson , recovered by DE Yannick Ngakoue to JAX 41-yard line	3	JAX 41	M-FG
		FS Tashaun Gipson INT from HOU QB Dashaun Watson , returned 67 yards to HOU 27-yard line	4	JAX 6	FG
9/17	Tennessee	LB Telvin Smith INT from TEN QB Marcus Mariota , returned 2 yards to JAX 16-yard line	2	JAX 24	INT
9/24	Baltimore	CB A.J. Bouye INT from BAL QB Joe Flacco , returned 19 yards to BAL 28-yard line	2	BAL 20	TD
		CB Jalen Ramsey INT from BAL QB Joe Flacco , returned 1 yard to BAL 32-yard line	3	BAL 16	TD
		DE Calais Campbell forced fumble on BAL RB Terrence West , recovered by LB Telvin Smith to BAL 2-yard line	3	JAX 45	TD
10/1	N.Y. Jets	LB Myles Jack returned fumble (backward pass) for TD	4	JAX 14	TD
		CB A.J. Bouye INT from NYJ QB Josh McCown	4	NYJ 34	FG
10/8	Pittsburgh	CB Jalen Ramsey INT from PIT QB Ben Roethlisberger , returned 15 yards to PIT 47-yard line	1	PIT 47	TD
		LB Telvin Smith INT from PIT QB Ben Roethlisberger , returned 28 yards for a TD	3	PIT 22	TD
		SS Barry Church INT from PIT QB Ben Roethlisberger , returned 51 yards for a TD	3	PIT 34	TD
		FS Tashaun Gipson INT from PIT QB Ben Roethlisberger , returned 7 yards to JAX 49-yard line	4	PIT 38	Punt
		FS Tashaun Gipson INT from PIT QB Ben Roethlisberger	4	JAX 32	TD

TURNOVERS

Date	Opponent	Takeaway	Quarter	Yard Line	Result
9/10	Houston	none			
9/17	Tennessee	TEN LB Brian Orakpo strip sack of QB Blake Bortles , recovered by TEN LB Erik Walden at JAX 39-yard line	2	JAX 46	INT
		TEN DB Curtis Riley INT from QB Blake Bortles , returned 2 yards to TEN 39-yard line	2	TEN 42	FG
		TEN S Da'Norris Searcy INT from QB Blake Bortles , returned 8 yards to JAX 39-yard line	3	JAX 29	FG
9/24	Baltimore	none			
10/1	N.Y. Jets	NYJ DL Kony Ealy INT from QB Blake Bortles , returned 9 yards to JAX 7-yard line	3	JAX 31	FG
10/8	Pittsburgh	PIT LB Ryan Shazier INT from QB Blake Bortles	2	PIT 39	FG

2017 LONG PLAYS

RUSHES OF 15+ YARDS (9)

9/10 at HOU

RB **Chris Ivory** for 17 yards in first quarter
RB **Leonard Fournette** for 17 yards in fourth quarter
QB **Blake Bortles** for 15 yards in third quarter

9/17 vs. TEN

LB **Leonard Fournette** for 18 yards in second quarter

9/24 vs. BAL

RB **Corey Grant** for 58 yards in third quarter
RB **Leonard Fournette** for 15 yards in first quarter

10/1 at NYJ

QB **Blake Bortles** for 27 yards in third quarter

10/8 at PIT

RB **Chris Ivory** for 19 yards in fourth quarter
RB **Leonard Fournette** for 90 yards (TD) in fourth quarter

PASSES OF 20+ YARDS (7)

9/10 at HOU

QB **Blake Bortles** to WR **Allen Hurns** for 20 yards in first quarter

9/17 vs. TEN

QB **Blake Bortles** to RB **Chris Ivory** for 29 yards in fourth quarter
QB **Blake Bortles** to WR **Allen Hurns** for 20 yards in fourth quarter

9/24 vs. BAL

QB **Blake Bortles** to WR **Marqise Lee** for 35 yards in first quarter
QB **Blake Bortles** to TE **Mercedes Lewis** for 30 yards (TD) in third quarter

10/1 at NYJ

QB **Blake Bortles** to RB **Leonard Fournette** for 28 yards in second quarter

10/8 at PIT

QB **Blake Bortles** to WR **Marqise Lee** for 31 yards

INT RETURNS OF 10+ YARDS (4)

9/10 at HOU

FS **Tashaun Gipson** return for 67 yards in fourth quarter

9/24 vs. BAL

CB **A.J. Bouye** return for 19 yards in second quarter

10/8 at PIT

LB **Telvin Smith** return for 28 yards for a TD in third quarter
SS **Barry Church** return for 51 yards for a TD in third quarter

FUMBLE RETURNS OF 20+ YARDS (3)

9/10 at HOU

DE **Dante Fowler Jr.** for 53 yards and a TD (forced by DE **Yannick Ngakoue**) in second quarter

9/24 vs. BAL

LB **Telvin Smith** for 52 yards (forced by DE **Calais Campbell**) in third quarter

10/1 at NYJ

LB **Myles Jack** for 81 yards and a TD (backward pass) in fourth quarter

LONG TDs OF 15+ YARDS (3)

9/24 vs. BAL

QB **Blake Bortles** to TE **Mercedes Lewis** for 17 yards in first quarter
QB **Blake Bortles** to TE **Mercedes Lewis** for 30 yards in third quarter

10/8 at PIT

RB **Leonard Fournette** for 90 yards (TD) in fourth quarter

FIELD GOALS OF 40+ YARDS (4)

9/10 at HOU

K **Jason Myers** for 42 yards in first quarter

9/17 vs. TEN

K **Jason Myers** for 43 yards in first quarter

9/24 vs. BAL

K **Jason Myers** for 45 yards in second quarter

10/8 at PIT

K **Jason Myers** for 47 yards in fourth quarter

PUNTS OF 50+ YARDS (10)

9/10 at HOU

P **Brad Nortman** for 57 yards in first quarter
P **Brad Nortman** for 61 yards in second quarter

9/17 vs. TEN

P **Brad Nortman** for 52 yards in first quarter
P **Brad Nortman** for 53 yards in second quarter
P **Brad Nortman** for 59 yards in third quarter

9/24 vs. BAL

P **Brad Nortman** for 54 yards in second quarter
P **Brad Nortman** for 60 yards in third quarter

10/1 at NYJ

P **Brad Nortman** for 61 yards in third quarter
P **Brad Nortman** for 51 yards in fourth quarter
P **Brad Nortman** for 51 yards in OT

2017 RED ZONE EFFICIENCY

at Houston (9/10)

	1st	2nd	3rd	4th	OT	Total	TDs	FGs	PTs
Offense	0-0	1-2	1-1	0-1	-	2-4	2	2	19
Defense	0-0	0-0	1-1	0-1	-	1-2	1	0	7

vs. Tennessee (9/17)

	1st	2nd	3rd	4th	OT	Total	TDs	FGs	PTs
Offense	0-0	0-0	0-0	2-2	-	2-2	2	0	13
Defense	0-0	0-0	2-3	1-1	-	3-4	3	1	24

vs. Baltimore (9/24)

	1st	2nd	3rd	4th	OT	Total	TDs	FGs	PTs
Offense	1-2	1-2	1-1	1-1	-	4-6	4	2	34
Defense	0-0	0-0	0-0	1-1	-	1-1	1	0	7

at N.Y. Jets (10/1)

	1st	2nd	3rd	4th	OT	Total	TDs	FGs	PTs
Offense	1-1	0-1	0-0	0-1	0-0	1-3	1	2	13
Defense	0-0	0-0	0-1	0-1	0-0	0-2	0	1	3

at Pittsburgh (10/8)

	1st	2nd	3rd	4th	OT	Total	TDs	FGs	PTs
Offense	0-0	1-1	0-0	0-0	-	1-1	1	0	7
Defense	0-1	0-1	0-1	0-0	-	0-3	0	3	9

PLAYS OF 30+ YARDS

	95	96	97	98	99	00	01	02	03	04	05	06	07	08	09	10	11	12	13	14	15	16	17	Total	
Jimmy Smith	2	8	9	12	8	9	4	3	6	9	5													75	
Fred Taylor				8	5	4		4	4	6	1	5	5	1										43	
Maurice Jones-Drew												6	4	1	6	3	6	1	3					30	
Keenan McCardell		5	7	3	2	5	4																	26	
Mercedes Lewis											1			1	4	1	1		3		2	1	1	1	16
Allen Hurns																				5	5	4		14	
Allen Robinson																					13	1		14	
Ernest Wilford								3	5	3	2			1										14	
Reggie Williams									2	6	3	2												13	
Cecil Shorts III																9	1	3						13	
Matt Jones										4	4	2	2											12	
Marqise Lee																			5			4	2	11	
James Stewart	1	1	4	1	3																			10	
Willie Jackson	3	5	1																					9	
Justin Blackmon																		6	2					8	
Kyle Brady					1	3		2			1													7	
Mike Sims-Walker														1	4	2								7	
Pete Mitchell	1	1	1	1				1																5	
Dennis Northcutt												2	3											5	
Mike Thomas															3	2								5	
Denard Robinson																			3	1				4	
Andre Rison		4																						4	
Jason Hill															3	1	0	0						4	
Reggie Barlow				1	2																			3	
Damon Jones				1	1		1																	3	
Mike Brown																		3						3	
Montell Owens														1				2						3	
Clay Harbor																			1	2				3	
T.J. Yeldon																						3		3	
Jordan Todman																		2	1					3	
Arrelious Benn																							2	2	
Chris Ivory																							2	2	
Julius Thomas																					2			2	
Rich Griffith	2																							2	
Curtis Marsh	2																							2	
Mark Brunell		1					1																	2	
Tavian Banks				1	1																			2	
Alvis Whitted				1		1																		2	
Anthony Johnson						2																		2	
R. Jay Soward						2																		2	
Patrick Johnson								2																2	
Bobby Shaw								2																2	
David Garrard								1							1									2	
Matthew Hatchette									2															2	
Troy Edwards								1	1															2	
LaBrandon Toefield								1		1														2	
George Wrihster								1						1										2	
John Broussard														2										2	
Jerry Porter															2									2	
Torry Holt																2								2	
Zach Miller															1	1								2	
Ace Sanders																			2					2	
Blake Bortles																				1				1	
Corey Grant																							1	1	
Leonard Fournette																							1	1	
Bryan Walters																						1		1	
Randy Jordan	1																							1	
Natrone Means		1																						1	
Stacey Mack							1																	1	
Kevin Lockett								1																1	
Jermaine Lewis									1															1	
Marc Edwards									1															1	
David Allen									1															1	
Todd Yoder										1														1	
Brian Jones											1													1	
Alvin Pearman											1													1	
Greg Estandia														1										1	
Jarett Dillard																1								1	
Nate Hughes																1								1	
Rashad Jennings																	1							1	
Laurent Robinson																		1						1	
Jordan Shipley																		1						1	
Danny Noble																			1					1	
Total	12	26	22	29	23	26	11	16	18	20	21	25	22	14	21	14	10	20	18	26	27	14	5	427	

PLAYS OF 30+ YARDS - LAST 10 SEASONS

- 2017**
- 1. 62 Corey Grant run
 - 2. 35 Blake Bortles to Marqise Lee
 - 3. 30 Blake Bortles to Mercedes Lewis
 - 4. 90 Leonard Fournette run

- 2016**
- 1. 37 Blake Bortles to Mercedes Lewis
 - 2. 30 Blake Bortles to Allen Hurms
 - 3. 38 Blake Bortles to Allen Hurms
 - 4. 35 Blake Bortles to Allen Robinson
 - 5. 42t Blake Bortles to Allen Hurms
 - 6. 51t Blake Bortles to Arrelious Benn
 - 7. 42 Chris Ivory run
 - 8. 39 Blake Bortles to Arrelious Benn
 - 9. 38 Blake Bortles to Marqise Lee
 - 10. 31 Blake Bortles to Allen Hurms
 - 11. 51 Blake Bortles to Marqise Lee
 - 12. 42 Chris Ivory run
 - 13. 39 Blake Bortles to Marqise Lee
 - 14. 34 Blake Bortles to Marqise Lee
 - 15. 37 Blake Bortles to Allen Robinson
 - 16. 37 Blake Bortles to Chris Ivory
 - 17. 57 Corey Grant run
 - 18. 42 Blake Bortles to Allen Robinson

- 2015**
- 1. 36 Blake Bortles to Allen Robinson
 - 2. 52t Blake Bortles to Allen Robinson
 - 3. 46 Blake Bortles to Allen Robinson
 - 4. 37 Blake Bortles to Allen Robinson
 - 5. 59t Blake Bortles to Allen Hurms
 - 6. 48 Blake Bortles to Allen Robinson
 - 7. 36 T.J. Yeldon run
 - 8. 59 Blake Bortles to Allen Hurms
 - 9. 31 Blake Bortles to Allen Hurms
 - 10. 45 T.J. Yeldon run
 - 11. 44 Blake Bortles to Allen Robinson
 - 12. 33 Blake Bortles to Allen Robinson
 - 13. 30t Blake Bortles to Allen Hurms
 - 14. 31 Blake Bortles to Bryan Walters
 - 15. 38 Blake Bortles to Allen Robinson
 - 16. 34 Blake Bortles to Julius Thomas
 - 17. 31 Blake Bortles to Allen Robinson
 - 18. 44 Blake Bortles to Allen Robinson
 - 19. 67 Blake Bortles to T.J. Yeldon
 - 20. 30 Blake Bortles to Julius Thomas
 - 21. 80t Blake Bortles to Allen Hurms
 - 22. 31 Denard Robinson run
 - 23. 30 Blake Bortles to Marqise Lee
 - 24. 37 Blake Bortles to Allen Robinson
 - 25. 90t Blake Bortles to Allen Robinson
 - 26. 36 Blake Bortles to Allen Robinson
 - 27. 45 Blake Bortles to Mercedes Lewis

- 2014**
- 1. 34t Chad Henne to Allen Hurms
 - 2. 46 Chad Henne to Allen Hurms
 - 3. 63t Chad Henne to Mercedes Lewis
 - 4. 54 Chad Henne to Allen Robinson
 - 5. 63t Blake Bortles to Allen Hurms
 - 6. 44 Blake Bortles to Allen Hurms
 - 7. 30 Blake Bortles to Clay Harbor
 - 8. 59 Blake Bortles to Clay Harbor
 - 9. 31t Blake Bortles to Allen Robinson
 - 10. 41 Denard Robinson run
 - 11. 32 Blake Bortles run
 - 12. 48t Blake Bortles to Allen Robinson
 - 13. 39 Denard Robinson run
 - 14. 40t Blake Bortles to Allen Hurms
 - 15. 32t Denard Robinson run
 - 16. 53 Blake Bortles to Cecil Shorts III
 - 17. 32 Blake Bortles to Cecil Shorts III
 - 18. 31 Blake Bortles to Allen Robinson
 - 19. 37 Blake Bortles to Marqise Lee
 - 20. 30 Blake Bortles to Marqise Lee
 - 21. 31 Blake Bortles to Marqise Lee
 - 22. 35 Blake Bortles to Mercedes Lewis
 - 23. 30 Blake Bortles to Cecil Shorts III
 - 24. 33 Blake Bortles to Marqise Lee
 - 25. 34 Blake Bortles to Marqise Lee
 - 26. 62t Jordan Todman run

- 2013**
- 1. 30 Chad Henne to Ace Sanders
 - 2. 59 Chad Henne to Cecil Shorts III
 - 3. 31 Blaine Gabbert to Clay Harbor
 - 4. 67 Blaine Gabbert to J. Blackmon
 - 5. 39 Chad Henne to J. Blackmon
 - 6. 43 Chad Henne to Mike Brown
 - 7. 32 Chad Henne to Mike Brown
 - 8. 31 Chad Henne to Mike Brown
 - 9. 30 Maurice Jones-Drew run
 - 10. 62 Chad Henne to Danny Noble
 - 11. 51 Chad Henne to Ace Sanders
 - 12. 44 Maurice Jones-Drew run
 - 13. 48 Maurice Jones-Drew run
 - 14. 41 Chad Henne to M. Lewis
 - 15. 33 Jordan Todman run
 - 16. 30 Chad Henne to Jordan Todman
 - 17. 30 Chad Henne to M. Lewis
 - 18. 36 Chad Henne to M. Lewis

- 2012**
- 1. 39t Blaine Gabbert to Cecil Shorts III
 - 2. 32 Blaine Gabbert to Laurent Robinson
 - 3. 59t Maurice Jones-Drew run
 - 4. 80t Blaine Gabbert to Cecil Shorts III
 - 5. 34 Blaine Gabbert to Cecil Shorts III

- 9-24-17 vs. Baltimore
- 9-24-17 vs. Baltimore
- 9-24-17 vs. Baltimore
- 10-8-17 at Pittsburgh

- 9-11-16 vs. Green Bay
- 9-11-16 vs. Green Bay
- 9-11-16 vs. Green Bay
- 9-18-16 at San Diego
- 10-2-16 vs. Indianapolis
- 10-16-16 at Chicago
- 10-23-16 vs. Oakland
- 10-23-16 vs. Oakland
- 10-23-16 vs. Oakland
- 10-27-16 at Tennessee
- 11-6-16 at Kansas City
- 11-6-16 at Kansas City
- 12-11-16 vs. Minnesota
- 12-11-16 vs. Minnesota
- 12-24-16 vs. Tennessee
- 12-24-16 vs. Tennessee
- 1-1-17 at Indianapolis
- 1-1-17 at Indianapolis

- 9-20-15 vs. Miami
- 9-20-15 vs. Miami
- 9-20-15 vs. Miami
- 9-27-15 at New England
- 9-27-15 at New England
- 10-4-15 at Indianapolis
- 10-4-15 at Indianapolis
- 10-11-15 at Tampa Bay
- 10-25-15 vs. Buffalo
- 11-8-15 at New York Jets
- 11-8-15 at New York Jets
- 11-8-15 at New York Jets
- 11-8-15 at New York Jets
- 11-19-15 vs. Tennessee
- 11-19-15 vs. San Diego
- 12-6-15 at Tennessee
- 12-6-15 at Tennessee
- 12-6-15 at Tennessee
- 12-13-15 vs. Indianapolis
- 12-13-15 vs. Indianapolis
- 12-13-15 vs. Indianapolis
- 12-20-15 vs. Atlanta
- 12-27-15 at New Orleans
- 12-27-15 at New Orleans
- 1-3-16 at Houston
- 1-3-16 at Houston

- 9-7-14 at Philadelphia
- 9-7-14 at Philadelphia
- 9-14-14 at Washington
- 9-14-14 at Washington
- 9-21-14 vs. Indianapolis
- 9-28-14 at San Diego
- 9-28-14 at San Diego
- 10-12-14 at Tennessee
- 10-19-14 vs. Cleveland
- 10-26-14 vs. Miami
- 10-26-14 vs. Miami
- 10-26-14 vs. Miami
- 11-2-14 at Cincinnati
- 11-2-14 at Cincinnati
- 11-9-14 vs. Dallas
- 11-9-14 vs. Dallas
- 11-9-14 vs. Dallas
- 11-9-14 vs. Dallas
- 11-23-14 at Indianapolis
- 11-30-14 vs. New York Giants
- 12-7-14 vs. Houston
- 12-7-14 vs. Houston
- 12-14-14 at Baltimore
- 12-18-14 vs. Tennessee
- 12-18-14 vs. Tennessee
- 12-18-14 vs. Tennessee

- 9-15-13 at Oakland
- 9-22-13 at Seattle
- 9-29-13 vs. Indianapolis
- 10-6-13 at St. Louis
- 10-6-13 at St. Louis
- 10-20-13 vs. San Diego
- 10-20-13 vs. San Diego
- 10-20-13 vs. San Diego
- 10-27-13 vs. San Francisco (London)
- 11-17-13 vs. Arizona
- 11-24-13 at Houston
- 11-24-13 at Houston
- 12-5-13 vs. Houston
- 12-5-13 vs. Houston
- 12-15-13 vs. Buffalo
- 12-15-13 vs. Buffalo
- 12-22-13 vs. Tennessee
- 12-29-13 at Indianapolis

- 9-9-12 at Minnesota
- 9-16-12 vs. Houston
- 9-23-12 at Indianapolis
- 9-23-12 at Indianapolis
- 10-7-12 vs. Chicago

- 6. 42t Blaine Gabbert to Cecil Shorts III
- 7. 36 Blaine Gabbert to Justin Blackmon
- 8. 35 Blaine Gabbert to Cecil Shorts III
- 9. 52 Blaine Gabbert to Cecil Shorts III
- 10. 63 Chad Henne to Justin Blackmon
- 11. 67t Chad Henne to Cecil Shorts III
- 12. 39 Chad Henne to Justin Blackmon
- 13. 81t Chad Henne to Justin Blackmon
- 14. 59t Chad Henne to Cecil Shorts III
- 15. 32t Montell Owens run
- 16. 38 Chad Henne to Justin Blackmon
- 17. 30 Chad Henne to Cecil Shorts III
- 18. 36 Chad Henne to Jordan Shipley
- 19. 53 Chad Henne to Montell Owens
- 20. 30t Chad Henne to Justin Blackmon

- 2011**
- 1. 39 Maurice Jones-Drew run
 - 2. 36t Blaine Gabbert to Mike Thomas
 - 3. 47 Blaine Gabbert to Mike Thomas
 - 4. 41 Maurice Jones-Drew run
 - 5. 74t Blaine Gabbert to Jason Hill
 - 6. 31 Blaine Gabbert to Maurice Jones-Drew
 - 7. 48 Blaine Gabbert to Maurice Jones-Drew
 - 8. 62 Blaine Gabbert to Mercedes Lewis
 - 9. 43 Maurice Jones-Drew run
 - 10. 56 Maurice Jones-Drew run

- 2010**
- 1. 33 Mike Thomas run
 - 2. 42t David Garrard to Mercedes Lewis
 - 3. 39 David Garrard to Mike Sims-Walker
 - 4. 52t David Garrard to Zach Miller
 - 5. 50t David Garrard to Mike Thomas
 - 6. 75 David Garrard to Maurice-Jones-Drew
 - 7. 37 Maurice Jones-Drew run
 - 8. 48t David Garrard to Jason Hill
 - 9. 74t Rashad Jennings run
 - 10. 30t Maurice Jones-Drew run
 - 11. 39 David Garrard to Mike Thomas
 - 12. 31 David Garrard to Mike Sims-Walker
 - 13. 37 David Garrard to Jason Hill
 - 14. 44 Trent Edwards to Jason Hill

- 2009**
- 1. 36 Maurice Jones-Drew run
 - 2. 34 David Garrard to Mike Sims-Walker
 - 3. 30 David Garrard run
 - 4. 61t Maurice Jones-Drew run
 - 5. 33t David Garrard to Mercedes Lewis
 - 6. 41 David Garrard to Torry Holt
 - 7. 35 David Garrard to Mike Sims-Walker
 - 8. 80t Maurice Jones-Drew run
 - 9. 79t Maurice Jones-Drew run
 - 10. 33 David Garrard to Jarrett Dillard
 - 11. 61t David Garrard to Mike Sims-Walker
 - 12. 45 David Garrard to Mike Sims-Walker
 - 13. 33t Maurice Jones-Drew run
 - 14. 33 David Garrard to Mercedes Lewis
 - 15. 35 David Garrard to Mercedes Lewis
 - 16. 30 David Garrard to Ernest Wilford
 - 17. 47 David Garrard to Mercedes Lewis
 - 18. 35t David Garrard to Nate Hughes
 - 19. 62 David Garrard to Zach Miller
 - 20. 63 David Garrard to Torry Holt
 - 21. 30 Maurice Jones-Drew run

- 2008**
- 1. 33 David Garrard to Matt Jones
 - 2. 34 Fred Taylor run
 - 3. 41t Montell Owens run
 - 4. 32 David Garrard to Mike Walker
 - 5. 46t Maurice Jones-Drew run
 - 6. 30t David Garrard to Mercedes Lewis
 - 7. 32 David Garrard to Reggie Williams
 - 8. 35 David Garrard to Matt Jones
 - 9. 31 David Garrard to Jerry Porter
 - 10. 30 David Garrard to Reggie Williams
 - 11. 33 David Garrard to Jerry Porter
 - 12. 41 David Garrard to Dennis Northcutt
 - 13. 35 David Garrard to Dennis Northcutt
 - 14. 30t David Garrard to Dennis Northcutt

- 10-21-12 at Oakland
- 10-28-12 at Green Bay
- 10-28-12 at Green Bay
- 11-8-12 vs. Indianapolis
- 11-18-12 at Houston
- 11-18-12 at Houston
- 11-18-12 at Houston
- 11-18-12 at Houston
- 11-25-12 vs. Tennessee
- 12-9-12 vs. New York Jets
- 12-16-12 at Miami
- 12-16-12 at Miami
- 12-23-12 vs. New England
- 12-23-12 vs. New England
- 12-30-12 at Tennessee

- 9-25-11 at Carolina
- 9-25-11 at Carolina
- 10-2-11 vs. New Orleans
- 10-2-11 vs. New Orleans
- 10-9-11 vs. Cincinnati
- 11-27-11 vs. Houston
- 12-5-11 vs. San Diego
- 12-11-11 vs. Tampa Bay
- 12-15-11 at Atlanta
- 1-1-12 vs. Indianapolis

- 10-10-10 at Buffalo
- 10-31-10 at Dallas
- 10-31-10 at Dallas
- 11-14-10 vs. Houston
- 11-14-10 vs. Houston
- 11-21-10 vs. Cleveland
- 12-5-10 at Tennessee
- 12-12-10 vs. Oakland
- 12-12-10 vs. Oakland
- 12-12-10 vs. Oakland
- 12-18-10 at Indianapolis
- 12-26-10 vs. Washington
- 12-26-10 vs. Washington
- 1-2-11 at Houston

- 9-20-09 vs. Arizona
- 9-20-09 vs. Arizona
- 9-28-09 at Houston
- 9-28-09 at Houston
- 10-4-09 vs. Tennessee
- 10-18-09 vs. St. Louis
- 10-18-09 vs. St. Louis
- 11-1-09 at Tennessee
- 11-1-09 at Tennessee
- 11-8-09 vs. Kansas City
- 11-8-09 vs. Kansas City
- 11-8-09 vs. Kansas City
- 11-15-09 at New York Jets
- 11-15-09 at New York Jets
- 11-22-09 vs. Buffalo
- 11-29-09 at San Francisco
- 12-6-09 vs. Houston
- 12-6-09 vs. Houston
- 12-6-09 vs. Houston
- 12-13-09 vs. Miami
- 1-3-10 at Cleveland

- 9-7-08 at Tennessee
- 9-21-08 at Indianapolis
- 9-28-08 vs. Houston
- 10-5-08 vs. Pittsburgh
- 10-12-08 at Denver
- 10-12-08 at Denver
- 10-26-08 vs. Cleveland
- 10-26-08 vs. Cleveland
- 11-2-08 at Cincinnati
- 11-23-08 vs. Minnesota
- 12-1-08 at Houston
- 12-14-08 vs. Green Bay
- 12-14-08 vs. Green Bay
- 12-14-08 vs. Green Bay

Bold indicates Playoffs

RECORD WHEN...

	95	96	97	98	99	00	01	02	03	04	05	06	07	08	09	10	11	12	13	14	15	16	17	Total	Post
	W-L	W-L	W-L	W-L	W-L	W-L	W-L	W-L	W-L	W-L	W-L	W-L	W-L	W-L	W-L	W-L	W-L	W-L	W-L	W-L	W-L	W-L	W-L	W-L	W-L
Play at home	2-6	7-1	7-1	7-1	7-1	4-4	3-5	3-5	5-3	4-4	6-2	6-2	6-2	2-6	5-3	5-3	4-4	1-7	1-7	3-5	4-4	1-6	1-1	94-83	2-1
Play on the road	2-6	2-6	4-4	4-4	7-1	3-5	3-5	3-5	0-8	5-3	6-2	2-6	5-3	3-5	2-6	3-5	1-7	1-7	3-5	0-8	1-7	1-5	2-1	63-112	3-5
Play on grass field	3-8	8-3	10-2	9-2	10-2	5-8	5-9	6-8	5-7	7-6	11-2	8-6	11-3	3-10	5-7	6-6	4-8	1-12	4-9	3-10	4-7	2-9	2-2	132-146	4-4
Play on artificial field	1-4	1-4	1-3	2-3	4-0	2-1	1-1	0-2	0-4	2-1	1-2	0-2	0-2	2-1	2-2	2-2	1-3	1-2	0-3	0-3	1-4	0-2	1-0	26-51	1-2
Play in a dome	1-1	1-2		0-1	1-0	0-1	1-0	0-1	0-2	1-1	0-2	0-1	0-2	2-1	1-1	1-1	1-2	0-1	1-2	0-2		0-1	1-0	12-25	
Score first	4-1	7-2	8-2	8-2	9-1	5-6	4-2	4-4	3-3	6-0	8-1	5-2	9-1	3-2	5-2	4-0	4-3	1-5	3-4	0-5	3-2	1-3	2-2	106-55	2-2
Opponent scores first	0-11	2-5	3-3	3-3	5-1	2-3	2-8	2-6	2-8	3-7	4-3	3-6	2-4	2-9	2-7	4-8	1-8	1-9	1-8	3-8	2-9	1-8	1-0	51-142	3-4
Score on first poss.	4-3	6-1	6-2	3-2	5-0	3-1	2-2	3-0	0-2	3-0	6-0	5-1	6-2	3-2	7-2	5-1	1-1	1-3	3-0	0-3	2-1	0-1	2-2	76-33	3-2
Score 20+ points	3-4	8-3	10-3	11-1	11-0	5-3	3-4	6-3	4-2	5-1	11-1	6-4	9-3	5-2	6-1	7-3	1-1	2-4	3-2	3-1	4-5	1-4	3-1	127-56	5-2
Score less than 20 pts.	1-8	1-4	1-2	0-4	3-2	2-6	3-6	0-7	1-9	4-6	1-3	2-4	2-2	0-9	1-8	1-5	4-10	0-10	1-10	0-11	1-5	1-6	0-1	30-138	0-4
Allow 20+ points	1-9	3-4	5-5	5-3	4-2	1-7	0-8	2-9	2-9	2-5	4-3	0-7	2-4	2-10	4-7	5-8	0-8	0-13	3-11	1-11	2-9	1-8	0-2	49-162	3-6
Allow less than 20 pts.	3-3	6-3	6-0	6-2	10-0	6-2	6-2	4-1	3-2	7-2	8-1	8-1	9-1	3-1	3-2	3-0	5-3	2-1	1-1	2-2	1-1	1-2	3-0	106-33	2-0
Game decided by <7 pts.	3-5	7-5	4-4	5-2	4-1	2-5	3-6	3-8	4-6	8-3	8-2	2-7	4-2	4-6	5-3	2-2	3-5	2-3	2-1	1-2	4-5	1-4	0-1	82-87	3-0
Game decided by <3 pts.	2-2	4-2	2-0	1-2	3-1	1-3	0-3	2-5	1-2	5-2	3-1	0-3	1-2	2-1	1-1		1-1		1-0	1-1	1-0	1-1		33-33	3-0
Lead after 1st quarter	4-2	6-0	7-2	8-2	6-1	4-2	4-1	4-3	2-0	4-0	8-0	4-2	8-2	2-3	3-1	3-1	4-0	1-3	3-4	0-6	2-1	1-2	2-0	91-38	2-0
Trail after 1st quarter	0-8	3-3	2-2	2-3	3-1	2-5	0-6	2-6	1-9	2-6	3-2	3-3	1-2	3-3	4-5	2-7	1-8	1-6	0-7	2-5	2-9	0-7	1-0	41-119	3-4
Lead at halftime	4-1	4-0	10-1	7-1	9-1	6-3	4-2	6-2	3-2	5-0	6-0	6-2	10-1	2-2	5-0	4-1	4-1	1-3	4-1	1-3	2-1	1-2	3-0	108-30	4-1
Trail at halftime	0-9	4-6	0-4	3-3	3-1	0-5	1-6	0-6	1-8	4-6	6-3	0-5	1-4	2-9	2-9	1-7	0-7	1-7	0-10	2-10	2-10	1-7	0-1	34-145	0-4
Tied at halftime	0-2	1-1	1-0	1-1	2-0	1-1	1-2	0-2	1-1	0-1	0-1	2-1		1-0		3-0	1-3	0-3	0-1		1-0	0-1	0-1	16-22	1-1
Lead after 3rd quarter	2-1	6-1	10-1	9-1	11-1	7-3	5-3	6-1	3-2	7-1	9-2	7-0	9-0	3-2	4-1	6-1	5-1	1-1	3-1	2-2	2-2	1-2	3-0	121-30	4-0
Trail after 3rd quarter	2-11	3-5	1-4	2-3	2-1	0-5	1-6	0-7	1-7	2-6	2-2	0-8	2-5	1-9	2-8	1-6	0-8	1-11	1-11	1-11	2-8	1-9	0-2	26-152	0-6
Goes into overtime		1-1	0-1			1-0				1-0	2-0	0-1		1-0	1-0	0-1		0-3			0-1		0-1	7-9	
Have + turnover ratio	3-3	5-1	7-2	7-2	9-0	6-2	3-3	5-3	2-2	7-0	8-2	6-1	9-1	4-2	5-2	6-0	4-3	2-3	4-2	1-4	2-2	1-1	3-1	108-43	4-0
Have - turnover ratio	0-7	0-5	1-3	1-3	2-2	1-7	2-5	0-3	1-6	0-2	1-2	1-5	1-3	0-6	2-4	2-8	0-5	0-6	0-8	0-8	1-9	1-8	0-1	17-117	0-5
Turnover ratio is even	1-2	4-1	3-0	3-0	3-0		1-2	1-4	2-3	2-5	3-0	1-2	2-1	1-3	0-2		1-3	0-5	0-2	2-1	2-0	0-2		33-38	1-1
Have 30:00+ T.O.P	2-5	6-5	8-1	4-1	11-1	6-5	4-1	4-3	5-5	5-5	9-2	8-3	8-2	4-6	7-1	5-6	5-4	0-6	2-2	1-4	2-2	0-5	2-1	11-76	4-1
Have < 30:00 T.O.P	2-7	3-2	3-4	7-4	3-1	1-4	2-9	2-7	0-6	3-2	3-2	0-5	3-3	1-5	0-8	3-2	0-7	2-8	2-10	2-9	3-9	2-6	1-1	49-123	1-5
Have 30:00 T.O.P										1-0														1-0	
Have 100-yard rusher		1-1	1-0	7-1	5-0	5-4	2-1	2-3	2-1	3-2	5-1	3-3	6-1	2-0	2-2	6-2	3-3	1-0	1-1	1-1	1-1	0-1	2-0	61-29	4-1
Have 300 net passing yds.		2-2	4-0	1-0	3-0	0-2		1-0	1-0	0-2		0-1	0-1	0-1	2-0	1-0		0-2	0-1		1-5	0-3		16-20	
Have a 100-yd. receiver	0-2	4-3	6-2	2-1	4-2	5-5	3-3	0-2	2-1	2-2	3-3	1-1	0-2	1-5	2-1	2-1	0-1	1-5	0-2	0-4	3-7	0-3		41-58	1-1
Have two 100-yd. receivers		1-1	0-1	1-1	3-0	0-1	0-1								1-0						0-2			6-7	
In August																								1-0	
In September	0-4	2-3	2-1	4-0	2-1	2-2	2-1	2-1	0-4	3-0	2-1	2-1	2-1	2-2	1-2	1-2	1-2	1-3	0-4	0-4	1-2	0-3	2-1	36-45	
In October	3-2	1-3	2-2	1-2	4-0	1-4	0-3	1-3	1-2	2-3	2-2	2-2	3-1	1-2	2-1	3-2	1-4	0-3	0-4	1-3	1-3	2-2	1-1	35-54	
In November	0-3	2-1	4-1	4-1	4-0	2-1	1-3	2-2	2-3	1-2	4-0	2-2	3-1	1-3	3-2	2-1	1-2	1-3	3-1	1-3	2-2	0-4		45-41	
In December	1-3	4-0	2-1	2-2	3-1	2-2	3-2	1-4	2-2	2-2	3-1	2-3	3-2	1-4	1-3	2-2	1-3	0-5	1-3	1-3	1-3	0-2		38-53	1-1
In January					1-0		0-1			1-0	1-0				0-1	0-1	1-0				0-1			4-4	4-5

	95	96	97	98	99	00	01	02	03	04	05	06	07	08	09	10	11	12	13	14	15	16	17	Total	Post
	W-L	W-L	W-L	W-L	W-L	W-L	W-L	W-L	W-L	W-L	W-L	W-L	W-L	W-L	W-L	W-L	W-L	W-L	W-L	W-L	W-L	W-L	W-L	W-L	W-L
On Saturday				0-1	0-1					1-0						0-1					1-3	1-0		4-2	
On Sunday night	0-1	1-0	0-1	1-0	1-1		0-1	1-0	0-1	1-0			0-1								5-6			1-3	
On Monday night			1-0	2-0	2-0	0-2	0-1					2-0	0-1		0-1		0-1	1-1						8-7	
On Thursday night					1-0		0-1								0-1	0-1		0-1	0-1	1-0	1-0	1-0	0-1	4-6	
Kickoff is 9:30 a.m.																				0-1	0-1	1-0	1-0	2-0	2-2
Kickoff is 1:00/12:30	3-8	7-3	6-3	7-3	8-1	3-5	6-4	4-6	3-11	7-5	9-4	3-7	9-4	3-5	7-5	7-4	4-9	2-10	3-10	2-12	2-10	1-9	2-2	107-139	3-2
Kickoff is 4:00/:05/:15/:25	1-3	1-4	4-2	2-1	2-1	3-1	0-4	2-3	1-0	2-1	2-0	3-1	2-0	2-3	0-3	1-3		0-3	0-2	0-1	1-1	0-1		29-38	1-2
Kickoff is 8:00/:20/:25/:35	0-1	1-0		2-1	2-0	1-1	0-1	0-1	1-0	0-1	1-0	2-0	0-1	0-3	0-1	0-1	1-2	0-1	1-0	1-0	1-0	0-1		14-16	1-2
Kickoff is 9:00				1-0		2-0	0-2	0-1																3-3	

*All Times Eastern

	02	03	04	05	06	07	08	09	10	11	12	13	14	15	16	17	Total
	W-L	W-L	W-L	W-L	W-L	W-L	W-L	W-L	W-L	W-L	W-L	W-L	W-L	W-L	W-L	W-L	W-L
vs. AFC South Teams	1-5	2-4	2-4	4-2	2-4	2-4	2-4	3-3	3-3	3-3	2-4	3-3	1-5	2-4	1-2	1-1	34-55
vs. AFC North Teams	1-3	0-1	0-1	4-0	1-0	1-0	1-0	0-4	0-1	1-0	1-3	0-1	1-0	1-3	1-0	0-1	14-18
vs. AFC East Teams	1-0	0-4	1-0	1-0	2-2	1-0	0-1	2-2	1-0	0-1	0-4	0-1	0-1	2-2	0-1	0-1	11-20
vs. AFC West Teams	1-0	1-0	3-1	0-1	0-1	4-0	1-0	1-0	2-2	0-1	0-1	0-4	0-1	0-1	0-4		13-17
vs. NFC South Teams			2-2			3-1				1-3				0-4			6-10
vs. NFC North Teams				3-1			2-2				0-4				1-3		6-10
vs. NFC East Teams	2-2				3-1				1-3				1-3				7-9
vs. NFC West Teams					3-1			1-3			0-4						4-8

2017 DRIVE CHART

Week 1 – Sept. 10 at Houston Texans

JAX	Start	Plys	Yds	End	Deep	Result	HOU	Start	Plys	Yds	End	Deep	Result
1.	J25	8	51	H24	H24	Field goal	1.	H25	3	-6	H19	H26	Punt
2.	J38	3	5	J43	J43	Punt	2.	H20	9	29	H49	50	Punt
3.	J16	10	77	H 7	H 7*#	Field goal	3.	H25	3	3	H28	H30	Punt
4.	J25	3	8	J33	J33	Punt	4.	H33	3	-3	H30	H37	Punt
5.	J19	3	3	J22	J23	Punt	5.	H38	3	15	J44	J44	Fumble
6.	J47	9	53	EZ	H 1*#	Touchdown	6.	H25	5	28	J37	J31	Fumble (TD on ret)
7.	J25	10	75	EZ	H 1*#	Touchdown	7.	H25	2	13	H32	H32	End of half
8.	J41	9	38	H21	H21	Missed field goal	8.	H25	14	75	EZ	J 4*#	Touchdown
9.	J25	3	4	J29	J29	Punt	9.	H25	11	34	J35	J35	Fumble
10.	H27	4	7	H20	H20	Field goal	10.	H29	5	13	H42	H42	Punt
11.	H14	2	-2	H15	H14	End of game	11.	H37	7	43	J20	J10*#	Interception
							12.	H11	4	3	H16	H19	Failed 4 th down

Week 2 – Sept. 17 vs. Tennessee Titans

JAX	Start	Plys	Yds	End	Deep	Result	TEN	Start	Plys	Yds	End	Deep	Result
1.	J24	21	51	T25	T25	Field goal	1.	T25	3	3	T28	T28	Punt
2.	J25	3	4	J29	J29	Punt	2.	T25	11	53	J22	J22	Field goal
3.	J29	3	4	J33	J33	Punt	3.	T28	3	1	T29	T33	Punt
4.	J41	5	-2	J46	T48	Fumble	4.	T14	3	4	T18	T18	Punt
5.	J16	10	42	T42	T27	Interception	5.	J39	3	15	J24	J24	Interception
6.	J25	3	4	J29	J29	Interception	6.	T39	10	38	J23	J23	Field goal
7.	J25	3	-4	J21	J25	Punt	7.	J39	10	31	J 8	J 8*#	Field goal
8.	J 9	4	-3	J 6	J21	Punt	8.	J34	2	34	EZ	J17*	Touchdown
9.	J15	7	22	J37	J49	Punt	9.	J49	3	49	EZ	J 1*#	Touchdown
10.	J25	6	75	EZ	T 1*#	Touchdown	10.	T14	8	86	EZ	J32	Touchdown
11.	J23	6	77	EZ	T 7*	Touchdown	11.	J25	6	25	EZ	J 3*#	Touchdown
							12.	T20	5	16	T37	T37	End of game

Week 3 – Sept. 24 vs. Baltimore Ravens at Wembley Stadium

JAX	Start	Plys	Yds	End	Deep	Result	BAL	Start	Plys	Yds	End	Deep	Result
1.	J37	9	58	B 5	B 5*	Field goal	1.	B40	3	-1	B39	B44	Punt
2.	J20	7	80	EZ	B17*	Touchdown	2.	B25	3	8	B33	B33	Punt
3.	J39	10	34	B27	B27	Field goal	3.	B25	3	-8	B17	B25	Punt
4.	J21	3	5	J26	J26	Punt	4.	B25	3	4	B29	B29	Punt
5.	B28	8	28	EZ	B 5*#	Touchdown	5.	B20	1	0	B20	B20	Interception
6.	J23	9	66	B11	B11*	Field goal	6.	B25	5	13	B38	B38	Punt
7.	J29	1	-1	J29	J29	End of half	7.	B25	3	4	B29	B29	Punt
8.	J25	5	10	J35	J40	Punt	8.	B 5	3	11	B16	B16	Interception
9.	B32	2	32	EZ	B30	Touchdown	9.	B25	4	29	J45	J45	Fumble
10.	B 2	2	2	EZ	B 2*#	Touchdown	10.	B25	5	17	B42	B45	Punt
11.	J15	7	85	EZ	B 3*#	Touchdown	11.	B25	12	38	J40	J40	Failed 4 th down
12.	J37	3	3	J40	J40	Punt	12.	B24	9	76	EZ	J 6*	Touchdown
13.	J16	5	16	J33	J34	End of game							

Week 4 – Oct. 1 at New York Jets

JAX	Start	Plys	Yds	End	Deep	Result	NYJ	Start	Plys	Yds	End	Deep	Result
1.	J39	10	61	EZ	NY10*#	Touchdown	1.	NY25	3	4	NY29	NY29	Punt
2.	J15	8	31	J46	J46	Punt	2.	NY25	1	75	EZ	NY25	Touchdown
3.	J13	13	75	NY12	NY12*	Field goal	3.	NY13	10	42	J45	J35	Punt
4.	J25	3	0	J25	J25	Punt	4.	NY31	9	42	J27	J21	Field goal
5.	J35	1	-1	J35	J35	End of half	5.	NY31	6	42	J27	J22	Missed field goal
6.	J25	6	23	J48	NY48	Punt	6.	NY18	2	82	EZ	NY31	Touchdown
7.	J25	4	6	J31	J38	Punt	7.	NY 8	7	32	NY40	NY41	Punt
8.	J13	5	18	J31	J31	Interception	8.	J 7	4	-1	J 8	J 7*#	Field goal
9.	J25	6	41	NY34	NY29	Missed field goal	9.	NY42	4	39	J14	J14*	Fumble (ret.-TD)
10.	J20	3	9	J29	J29	Punt	10.	NY25	7	34	J41	J41	Punt
11.	NY35	8	31	NY 4	NY 4*#	Field goal	11.	NY20	5	14	NY34	NY34	Interception
12.	J25	5	21	J46	J46	Punt@	12.	NY25	3	6	NY39	NY39	End of half
13.	J 3	3	7	NY43	NY43	Punt@	13.	NY 3	3	7	NY10	NY10	Punt@
14.	J 3	3	-1	J 2	J 3	Punt@	14.	NY 9	5	16	NY25	NY25	Punt@
							15.	J25	4	2	J23	J23	Field goal@

Underlined = last drive of half; * = Inside the 20; # = Goal-to-go; @ = Overtime possession

2017 DRIVE CHART

Week 5 – Oct. 8 at Pittsburgh Steelers

JAX	Start	Plys	Yds	End	Deep	Result	PIT	Start	Plys	Yds	End	Deep	Result
1.	J25	3	5	J30	J30	Punt	1.	<u>P28</u>	7	61	J11	J 9*	Field goal
2.	J25	6	36	P39	P39	Punt	2.	P 4	11	42	P46	P46	Interception
3.	<u>P47</u>	8	47	EZ	P 2*#	Touchdown	3.	P18	4	20	P38	P38	Punt
4.	J 8	13	49	P43	P42	Punt	4.	P 5	6	14	P19	P19	Punt
5.	<u>P48</u>	2	3	P45	P345	Interception	5.	<u>P39</u>	6	45	J16	J16*	Field goal
6.	J25	3	0	J25	J28	Punt	6.	<u>P25</u>	14	73	J 2	J 2*#	Field goal
7.	J 4	13	67	P29	P29	Field goal	7.	P23	2	-1	P22	P23	Interception (ret.-TD)
8.	J44	3	9	P47	P47	Punt	8.	P25	6	9	P34	P41	Interception (ret.-TD)
9.	J 2	3	98	EZ	J10	Touchdown	9.	P25	9	20	P45	P49	Punt
							10.	P25	5	13	P38	P38	Interception
							11.	P14	7	54	J32	J28	Interception
							12.	P30	3	9	P36	P36	End of game

Underlined = last drive of half; * = Inside the 20; # = Goal-to-go; @ = Overtime possession

2017 JACKSONVILLE JAGUARS

REGULAR SEASON GAME-BY-GAME STATISTICS

B.Bortles													
Passing	Date	Opponent	Att	Cmp	Yds	Cmp%	Yds/Att	TD	INT	INT%	LG	Sack/Lost	Rating
	9/10	@ Houston	21	11	125	52.4	5.95	1	4.8	0	0.0	20	86.4
	9/17	Tennessee	34	20	223	58.8	6.56	1	2.9	2	5.9	29	63.7
	9/24	Baltimore	31	20	244	64.5	7.87	4	12.9	0	0.0	35	128.2
	10/1	@ New York Jets	35	15	140	42.9	4.00	1	2.9	1	2.9	28	52.1
	10/8	@ Pittsburgh	14	8	95	57.1	6.79	0	0.0	1	7.1	31	48.2
TOTALS			135	74	827	54.8	6.13	7	5.2	4	3.0	35	78.2

C.Henne													
Passing	Date	Opponent	Att	Cmp	Yds	Cmp%	Yds/Att	TD	INT	INT%	LG	Sack/Lost	Rating
	9/10	@ Houston											
	9/17	Tennessee											
	9/24	Baltimore	2	0	0	0.0	0.00	0	0.0	0	0.0	0	0/0
	10/1	@ New York Jets											
	10/8	@ Pittsburgh											
TOTALS			2	0	0	0.0	0.00	0	0.0	0	0.0	0	0/0

L.Fournette																	
Rushing	Date	Opponent	No	Yds	Avg	LG	TD	C.Ivory					B.Bortles				
	9/10	@ Houston	26	100	3.8	17	1	No	Yds	Avg	LG	TD	No	Yds	Avg	LG	TD
	9/17	Tennessee	14	40	2.9	7	1	9	42	4.7	17	0	3	13	4.3	15	0
	9/24	Baltimore	17	59	3.5	15	1	6	17	2.8	6	0	4	29	7.3	11	0
	10/1	@ New York Jets	24	86	3.6	11	0	6	17	2.8	9	0	3	18	6.0	9	0
	10/8	@ Pittsburgh	28	181	6.5	90t	2	9	42	4.7	10	0	4	38	9.5	27	0
TOTALS			109	466	4.3	90t	5	38	159	4.2	19	0	15	107	7.1	27	0

C.Grant																	
Rushing	Date	Opponent	No	Yds	Avg	LG	TD	T.Bohanon					C.Henne				
	9/10	@ Houston	0	0	0	--	0	No	Yds	Avg	LG	TD	No	Yds	Avg	LG	TD
	9/17	Tennessee	1	13	13.0	13	0	1	0	0.0	0	0	Active, Did Not Play	Active, Did Not Play	Active, Did Not Play	Active, Did Not Play	Active, Did Not Play
	9/24	Baltimore	6	75	12.5	58	0	0	0	0	--	0	3	-3	-1.0	-1	0
	10/1	@ New York Jets	2	9	4.5	5	0	0	0	0	--	0	Active, Did Not Play	Active, Did Not Play	Active, Did Not Play	Active, Did Not Play	Active, Did Not Play
	10/8	@ Pittsburgh	0	0	0	--	0	0	0	0	--	0	Active, Did Not Play	Active, Did Not Play	Active, Did Not Play	Active, Did Not Play	Active, Did Not Play
TOTALS			9	97	10.8	58	0	1	0	0.0	0	0	3	-3	-1.0	0	0

Receiving **A.Hurns** **M.Lee** **L.Fournette**

2017 JACKSONVILLE JAGUARS

REGULAR SEASON GAME-BY-GAME STATISTICS

9/10 @ Houston	0	0	0	0	0
9/17 Tennessee	0	0	0	0	0
9/24 Baltimore	0	0	0	0	0
10/1 @ New York Jets	0	0	0	0	0
10/8 @ Pittsburgh	1	14	14.0	14	0
TOTALS	1	14	14.0	14	0

Punting **B.Nortman**

Date	Opponent	No.	Yds.	Avg.	TB	In20	LG	Net
9/10	@ Houston	4	187	46.8	1	0	61	36.5
9/17	Tennessee	5	246	49.2	0	1	59	38.2
9/24	Baltimore	3	150	50.0	0	1	60	50.0
10/1	@ New York Jets	8	361	45.1	0	5	61	44.3
10/8	@ Pittsburgh	5	190	38.0	0	3	42	38.0
TOTALS		25	1134	45.4	1	10	61	41.2

Placekicking **J.Myers**

Date	Opponent	KO	KO Yds	TB	XP Att	XP	FG Att	FG	Long	Points
9/10	@ Houston	7	458	6	3	2	4	3	42	11
9/17	Tennessee	4	187	2	1	1	1	1	43	4
9/24	Baltimore	9	530	8	5	5	3	3	45	14
10/1	@ New York Jets	5	326	4	2	2	3	2	30	8
10/8	@ Pittsburgh	6	356	4	4	3	1	1	47	6
TOTALS		31	1857	24	15	13	12	10	47	43



PLAYER BIOS

REGULAR SEASON WEEK 6 VS. LOS ANGELES RAMS

ELI ANKOU

99

ELI ANKOU

DEFENSIVE LINEMAN

6-3 325 LBS

UCLA

BORN JUNE 8, 1994

OTTAWA, ONTARIO, CANADA

ACQ: WAIVERS (HOUSTON) 2017

EXP: ROOKIE



TRANSACTIONS

Originally signed by Houston as an undrafted free agent on 5/12/17 ... Waived by Houston on 9/2/17 ... Signed by Jacksonville on 9/3/17

PRO (Games played/started - 5/0)

Spent offseason program and training camp with the Houston Texans before being claimed off waivers by Jacksonville

2017 (w/ JAX - 5/0)

- **9/10 at HOU:** Saw action at DT and recorded one solo tackle
- **9/17 vs. TEN:** Recorded two solo tackles
- **9/24 vs. BAL:** Recorded two solo tackles
- **10/1 at NYJ:** Assisted on one tackle
- **10/8 at PIT:** Totaled four tackles (one solo)

COLLEGE (at UCLA, 2012-16)

- Appeared in 38 games with 19 starts
- Totaled 91 tackles (49 solo), 1.5 sacks, eight tackles for a loss, three passes defensed and one fumble recovery in his college career

PERSONAL

- Attended Red Lion Christian Academy (Bear, Del.)

REGULAR SEASON CAREER STATISTICS

YEAR	TEAM	GP/GS	TKL	SOLO	ASST	ST	SACKS	FF	FR	PD	TFL
2017	JAX	5/0	10	6	4	0	0.0	0	0	0	0
NFL totals: 1 yr.		5/0	10	6	4	0	0.0	0	0	0	0

2017 GAME-BY-GAME STATISTICS

DATE	OPP	TKL	SOLO	ASST	ST	SACKS	FF	FR	PD	TFL
09/10	at Houston	1	1	0	0	0.0	0	0	0	0
09/17	vs. Tennessee	2	2	0	0	0.0	0	0	0	0
09/24	vs. Baltimore	2	2	0	0	0.0	0	0	0	0
10/01	at New York Jets	1	0	1	0	0.0	0	0	0	0
10/08	at Pittsburgh	4	1	3	0	0.0	0	0	0	0
10/15	vs. LA Rams									
10/22	at Indianapolis									
	BYE WEEK									
11/05	vs. Cincinnati									
11/12	vs. LA Chargers									
11/19	at Cleveland									
11/26	at Arizona									
12/03	vs. Indianapolis									
12/10	vs. Seattle									
12/17	vs. Houston									
12/24	at San Francisco									
12/31	at Tennessee									
2017 totals:		10	6	4	0	0.0	0	0	0	0

ARRELIOUS BENN

17

ARRELIOUS BENN

WIDE RECEIVER

6-2 228 LBS.

ILLINOIS

BORN SEPTEMBER 8, 1988

WASHINGTON, D.C.

ACQ: FREE AGENT 2015

EXP: 7TH YEAR



TRANSACTIONS

Originally drafted by Tampa Bay in the second round (39th overall) of the 2010 draft ... Traded to Philadelphia on 3/15/13 ... Waived on 5/16/14 ... Signed by Philadelphia as a free agent on 5/19/14 ... Waived on 9/6/14 ... Signed by Jacksonville as a free agent on 1/5/15 ... Placed on injured reserve on 8/24/15 ... Released on 9/3/16 ... Signed on 9/4/16.

PRO (Games played/started - 57/25)

• Seventh-year WR has spent time in Tampa Bay, Philadelphia, Tampa Bay and Jacksonville

2017 (w/ JAX - 5/0)

Selected as a special teams captain by his teammates for the 2017 season

- **9/10 at HOU:** Saw action at WR and on special teams and recorded one reception for 12 yards
- **9/17 vs. TEN:** Saw action at wide receiver and on special teams
- **9/24 vs. BAL:** Saw action at wide receiver and on special teams
- **10/1 at NYJ:** Saw action at wide receiver and on special teams
- **10/8 at PIT:** Saw action at wide receiver and on special teams

2016 (w/ JAX - 15/0)

- **9/11 vs. G.B.:** Made his Jaguars debut and made one special teams tackle
- **9/18 at S.D.:** Had one reception for nine yards and played on special teams
- **9/25 vs. BAL:** Played 21 snaps on special teams
- **10/2 vs. IND:** Posted one reception for one yard ... Played 20 snaps on special teams and made one special teams tackle
- **10/16 at CHI:** Posted the game-winning 51-yard touchdown reception with 2:58 remaining in the fourth quarter
- **10/23 vs. OAK:** Had one reception for for 39 yards, his second consecutive game with a reception of 25+ yards
- **10/27 at TEN:** Saw action at WR and on special teams
- **11/6 at K.C.:** Had one reception for 16 yards
- **11/13 vs. HOU:** Saw action at WR and on special teams
- **11/20 at DET:** Saw action on special teams
- **11/27 at BUF:** Saw action at WR and on special teams
- **12/4 vs. DEN:** Saw action at WR and on special teams
- **12/11 vs. MIN:** Saw action at WR and on special teams in his 50th career game
- **12/18 at HOU:** Saw action at WR and on special teams, making one special teams tackle
- **12/24 vs. TEN:** Inactive (concussion)
- **1/1 at IND:** Saw action at WR and on special teams

2015 (w/ JAX - IR)

Spent training camp and preseason with Jacksonville and was placed on injured reserve on Sept. 6

2014 (w/ PHI - IR)

Spent preseason with Philadelphia and was placed on injured reserve on Aug. 29 and received an injury settlement on Sept. 6

2013 (w/ PHI - IR)

Missed the entire season with an ACL injury suffered in training camp

2012 (w/ T.B. - 8/1)

Played in eight games with one start in his final season with Tampa Bay ... Totaled four receptions for 26 yards, three rushes for 16 yards and 13 kickoff returns for 23.5-yard average ... Missed the final half of the season after being placed on injured reserve with shoulder and knee injuries

2011 (w/ T.B. - 14/14)

Started all 14 games played and produced a career-high 30 receptions for 441 yards and three TDs

- **10/16 vs. N.O.:** Registered a season-high 83 yards on three receptions including a 65-yard TD catch
- **11/20 at G.B.:** Recorded a season-high two catches of 25-plus yards and finished with 75 yards on five receptions

2010 (w/ T.B. - 15/9)

• Played in 15 games with nine starts as a rookie

- Registered 25 receptions for 395 yards and two TDs along with 35 yards on six

carries

- **9/12 vs. CLE:** Made NFL debut
- **11/7 vs. ATL:** Scored his first career TD (13 yards)
- **12/12 at WAS:** Had a career-high 122 yards on four receptions and his only career 100-yard receiving game including a career-long 64-yard catch

COLLEGE (at Illinois, 2007-09)

- Three-year letterman at Illinois
- Declared for the draft following his junior season
- Ranked fourth in school history with 3,613 all-purpose yards
- Finished his career with 159 receptions for 2,221 yards and seven TDs
- Saw action as a true freshman and earned Big Ten Freshman of the Year honors

PERSONAL

- Attended Dunbar High School in Washington, D.C.
- Named USA Today first-team All-American and was also a Parade All-American Five-star player by Rivals.com and ranked as the No. 2 WR in the country by Rivals.com
- Son of Denise Benn

REGULAR SEASON CAREER STATISTICS

YEAR	TEAM	GP/GS	RECs	YDS	AVG.	LG	TD
2010	T.B.	15/9	25	395	15.8	64	2
2011	T.B.	14/14	30	441	14.7	65t	3
2012	T.B.	8/1	4	26	6.5	9	0
2016	JAX	15/0	5	116	23.2	51t	1
2017	JAX	5/0	1	12	12.0	12	0
NFL totals: 6 yrs.		57/25	65	990	15.2	65t	6

Additional statistics: 15 rushes for 44 yards (2.9 avg.)

CAREER HIGHS

	GAME	SEASON
Receptions:	5 (11/20/11 at G.B.)	30 (2011)
Receiving yards:	122 (12/12/10 at WAS)	441 (2011)
Receiving touchdowns:	1 (six times, last: 10/16/16 at CHI)	3 (2011)

ARRELIOUS BENN

2017 GAME-BY-GAME STATISTICS

DATE	OPP	RECs	YDS	AVG.	LG	TD
09/10	at Houston	1	12	12.0	12	0
09/17	vs. Tennessee	0	0	0.0	0	0
09/24	vs. Baltimore	0	0	0.0	0	0
10/01	at New York Jets	0	0	0.0	0	0
10/08	at Pittsburgh	0	0	0.0	0	0
10/15	vs. LA Rams					
10/22	at Indianapolis					
	BYE WEEK					
11/05	vs. Cincinnati					
11/12	vs. LA Chargers					
11/19	at Cleveland					
11/26	at Arizona					
12/03	vs. Indianapolis					
12/10	vs. Seattle					
12/17	vs. Houston					
12/24	at San Francisco					
12/31	at Tennessee					
2017 totals:		1	12	12.0	12	0

Additional statistics:

2016 GAME-BY-GAME STATISTICS

DATE	OPP	RECs	YDS	AVG.	LG	TD
09/11	vs. Green Bay	0	0	0.0	0	0
09/18	at San Diego	1	9	9.0	9	0
09/25	vs. Baltimore	0	0	0.0	0	0
10/02	vs. Indianapolis	1	1	1.0	1	0
	BYE WEEK					
10/16	at Chicago	1	51	51.0	51t	1
10/23	vs. Oakland	1	39	39.0	39	0
10/27	at Tennessee	0	0	0.0	0	0
11/06	at Kansas City	1	16	16.0	16	0
11/13	vs. Houston	0	0	0.0	0	0
11/20	at Detroit	0	0	0.0	0	0
11/27	at Buffalo	0	0	0.0	0	0
12/04	vs. Denver	0	0	0.0	0	0
12/11	vs. Minnesota	0	0	0.0	0	0
12/18	at Houston	0	0	0.0	0	0
12/24	vs. Tennessee			ina		
01/01	at Indianapolis	0	0	0.0	0	0
2016 totals:		5	116	23.2	51t	1

Additional statistics: Five special teams tackles; 16-yard kickoff return on 11/13 vs. HOU

2012 GAME-BY-GAME STATISTICS

DATE	GAME	RECs	YDS	AVG.	LG	TD
09/09	vs. Carolina			ina		
09/16	at N.Y. Giants	0	0	0.0	0	0
09/23	at Dallas	1	8	8.0	8	0
09/30	vs. Washington	3	18	6.0	9	0
	BYE WEEK					
10/14	vs. Kansas City	0	0	0.0	0	0
10/21	vs. New Orleans	0	0	0.0	0	0
10/25	at Minnesota	0	0	0.0	0	0
11/04	at Oakland	0	0	0.0	0	0
11/11	vs. San Diego			ina		
11/18	at Carolina	0	0	0.0	0	0
11/25	vs. Atlanta			IR		
12/02	at Denver			IR		
12/09	vs. Philadelphia			IR		
12/16	at New Orleans			IR		
12/23	vs. St. Louis			IR		
12/30	at Atlanta			IR		
2012 totals:		4	26	6.5	9	0

Additional statistics: three rushes for 16 yards (5.3 avg.); three kick returns for 16 yards (5.3 avg.)

2011 GAME-BY-GAME STATISTICS

DATE	GAME	RECs	YDS	AVG.	LG	TD
09/11	vs. Detroit	4	27	6.8	10	0
09/18	at Minnesota	1	25	25.0	25T	1
09/25	vs. Atlanta	3	19	6.3	13	0
10/03	vs. Indianapolis	1	43	43.0	43	0
10/09	at San Francisco	3	46	15.3	33	0
10/16	vs. New Orleans	3	83	27.7	65T	1
10/23	vs. Chicago	0	0	0.0	0	0
	BYE WEEK					
11/06	at New Orleans	2	22	11.0	16	0
11/13	vs. Houston	2	47	23.5	33	0
11/20	at Green Bay	5	75	15.0	37	0
11/27	at Tennessee	1	-3	-3.0	-3	0
12/04	vs. Carolina	3	46	15.3	38	0
12/11	at Jacksonville	1	7	7.0	7	0
12/17	vs. Dallas			ina		
12/24	at Carolina	1	4	4.0	4T	1
12/30	at Atlanta			IR		
2011 totals:		30	441	14.7	65	3

Additional statistics: six rushes for -7 yards (-1.2 avg.)

2010 GAME-BY-GAME STATISTICS

DATE	GAME	RECs	YDS	AVG.	LG	TD
09/12	vs. Cleveland	0	0	0.0	0	0
09/19	at Carolina	0	0	0.0	0	0
09/26	vs. Pittsburgh	3	33	11.0	13	0
	BYE WEEK					
10/10	at Cincinnati	2	25	12.5	18	0
10/17	vs. New Orleans	1	9	9.0	9	0
10/24	vs. St. Louis	1	9	9.0	9	0
10/31	at Arizona	1	53	53.0	53	0
11/07	at Atlanta	1	14	14.0	14T	1
11/14	vs. Carolina	2	29	14.5	21	1
11/21	at San Francisco	2	14	7.0	7	0
11/28	at Baltimore	3	9	3.0	9	0
12/05	vs. Atlanta	1	28	28.0	28	0
12/12	at Washington	4	122	30.5	64	0
12/19	vs. Detroit	3	34	11.3	13	0
12/26	vs. Seattle	1	16	16.0	16	0
2010 totals:		25	395	15.8	64	2

Additional statistics: six rushes for 25 yards (5.8 avg.)

TOMMY BOHANON

40 TOMMY BOHANON

FULLBACK

6-1 246 LBS


WAKE FOREST

BORN SEPTEMBER 10, 1990

FORT MYERS, FLORIDA

ACQ: FREE AGENT 2017

EXP: 4TH YEAR



TRANSACTIONS

Originally drafted in the seventh round (215th overall) by the N.Y. Jets in 2013 ... Released on 9/3/16 ... Signed by Jacksonville on 4/17/17

PRO (Games played/started - 41/18)

• Has played in 40 games with 17 starts over three seasons with the N.Y. Jets (2013-15) and Jacksonville

2017 (w/ JAX - 5/4)

- **9/10 at HOU:** Started at FB and recorded one rush for zero yards and one reception for one yard and one TD ... Helped pave the way for the team to rush for 155 yards
- **9/17 vs. TEN:** Started at FB
- **9/24 vs. BAL:** Recorded one reception for eight yards
- **10/1 at NYJ:** Started at FB and recorded two receptions for 14 yards
- **10/8 at PIT:** Started at FB and saw action on special teams

2015 (w/ NYJ - 16/4)

- Played in all 16 games with four starts
- Tallied two rushes for two yards and four receptions for 56 yards (14.0 rec. avg.)
- Added eight special teams tackles

2014 (w/ NYJ - 4/2)

- Saw action in four games with two starts
- Totaled one rushing attempt for three yards and two receptions for 30 yards

2013 (w/ NYJ - 16/4)

- Played in all 16 games with eight starts during his rookie season
- Tallied 17 rushes for 62 yards and 11 receptions for 69 yards

COLLEGE (at Wake Forest, 2009-12)

- In four seasons as a Deamon Deacon, started 22 of 49 games and rushed for 160 yards on 50 carries with three TDs
- Also caught 51 passes for 405 yards (7.9 rec. avg.) and seven TDs
- As a senior, started all 12 games and caught 23 passes for 208 yards (9.0 rec. avg.) with five TDs

PERSONAL

- Three-time All-District, All-Conference and All-Area performer accumulated more than 1,500 yards and 18 TDs during his career at North Fort Myers (Fla.) High School
- Named team MVP as a senior, after rushing 50 times for 193 yards and four TDs
- Also lettered in track and baseball
- Played in college with Jaguars Special Assistant to the General Manager **John Idzik's** son, Brad Idzik

REGULAR SEASON CAREER STATISTICS

YEAR	TEAM	GP/GS	NO	RUSHING				RECEIVING				
				YDS	AVG	LG	TD	NO	YDS	AVG	LG	TD
2013	NYJ	16/8	17	62	3.6	8	0	11	69	6.3	21	0
2014	NYJ	4/2	1	3	3.0	3	0	2	30	15.0	16	0
2015	NYJ	16/4	2	2	2.0	2	0	4	56	14.0	23	0
2017	JAX	5/4	1	0	0.0	0	0	4	23	5.8	13	1
NFL totals: 3 yrs. 41/18			21	67	3.2	8	0	23	178	7.7	23	1

2017 GAME-BY-GAME STATISTICS

DATE	GAME	NO	RUSHING				NO	RECEIVING			
			YDS	AVG	LG	TD		YDS	AVG	LG	TD
09/10	at Houston	1	0	0.0	0	0	1	1	1.0	1	1
09/17	vs. Tennessee	0	0	0.0	0	0	0	0	0.0	0	0
09/24	vs. Baltimore	0	0	0.0	0	0	1	8	8.0	8	0
10/01	at New York Jets	0	0	0.0	0	0	2	14	7.0	13	0
10/08	at Pittsburgh	0	0	0.0	0	0	0	0	0.0	0	0
10/15	vs. LA Rams										
10/22	at Indianapolis										
	BYE WEEK										
11/05	vs. Cincinnati										
11/12	vs. LA Chargers										
11/19	at Cleveland										
11/26	at Arizona										
12/03	vs. Indianapolis										
12/10	vs. Seattle										
12/17	vs. Houston										
12/24	at San Francisco										
12/31	at Tennessee										
2017 totals:		1	0	0.0	0	0	4	23	5.8	13	1

Additional Statistics: one special teams tackle

BLAKE BORTLES

5

BLAKE BORTLES

QUARTERBACK

6-5 236 LBS


CENTRAL FLORIDA

BORN APRIL 28, 1992

OVIDO, FLORIDA

ACQ: 1ST ROUND OF 2014 DRAFT (3RD)

EXP: 4TH YEAR



TRANSACTIONS

Originally drafted by Jacksonville in the first round (3rd overall) of the 2014 draft

PRO (Games played/started - 51/50)

- Ranks third in career passing yards (12,068), pass attempts (1,841), pass completions (1,077) and passing touchdowns (76) in franchise history
- The first player in franchise history to have multiple games with four-plus passing TDs (four games)

2017 (w/ JAX - 5/5)

- **9/10 at HOU:** Started at QB and threw for 125 yards on 11-21 passing with one TD ... Completed his third consecutive contest with at least one TD and zero INTs dating back to Week 16 of the 2016 season ... Rushed three times for 13 yards
- **9/17 vs. TEN:** Completed 20-of-34 passes (58.8 comp. pct.) for 223 yards, one TD and two interceptions and added four rushes for 29 yards
- **9/24 vs. BAL:** Completed 20-of-31 passes for 244 yards, four TDs and rushed for 18 yards on three carries
- **10/1 at NYJ:** Completed 15-of-35 passes for 140 yards, one TD, one INT and rushed for 38 yards on four carries
- **10/8 at PIT:** Completed 8-of-14 passes for 95 yards and one INT

2016 (w/ JAX - 16/16)

Completed 368 of 625 passes, both being single-season franchise records, for 3,905 yards, 23 TDs and 16 INTs for a 78.8 passer rating ... Marked his second consecutive season with more than 3,500 passing yards and 20 TDs, the first player in franchise history to achieve this feat ... Threw his 1,000th career completion against Indianapolis in Week 17 to become the sixth-fastest player in NFL history ... Was one of two players (ATL's **Matt Ryan**) in the league responsible for a TD (passing/rushing/receiving) in every game

- **9/11 vs. G.B.:** Completed 24-of-39 passes (61.5 comp. pct.) for 320 yards, one TD and one INT for an 85.4 passer rating ... His 187 first-half passing yards were most for his career ... His 320 yards are the most by a Jaguars QB on kickoff weekend in franchise history
- **9/18 at S.D.:** Completed 31-of-50 passes (62.0 comp. pct.) for 329 yards, two TDs and two INTs for a 77.8 passer rating
- **9/25 vs. BAL:** Completed 24-of-38 passes (63.2 comp. pct.) for 194 yards, two TDs and three INTs for a 60.6 passer rating ... Eclipsed 50 career passing TDs in his 33rd career game, becoming the fastest Jaguars QB to 50 career passing TDs, surpassing the previous mark set by **Mark Brunell** (41 games)
- **10/2 vs. IND:** Completed 19-of-33 passes (57.6 comp. pct.) for 207 yards and two TDs ... Posted a season-best 96.4 passer rating ... Rushed seven times for 36 yards and his third career rushing TD
- **10/16 at CHI:** Completed 20 of 33 passes (60.6 comp. pct.) for 271 yards, one TD and one INT for an 84.3 passer rating ... Trailing 16-10 with 3:18 remaining in the fourth quarter, Bortles engineered a four-play, 78-yard drive that culminated in a 51-yard TD pass to WR **Arrelious Benn** with 2:58 remaining ... The victory marked Bortles' fifth come-from-behind fourth-quarter victory
- **10/23 vs. OAK:** Accounted for 279 yards of offense, completing 23 of 42 passes (53.5 comp. pct.) for 246 yards, one TD and two INTs for a 58.9 passer rating, as well as rushing for 33 yards on five carries
- **10/27 at TEN:** Completed 33-for-54 passes (61.1 comp. pct.) for 337 yards and three TDs for a 97.5 passer rating
- **11/6 at K.C.:** Completed 22-for-41 passes (53.7 comp. pct.) for 252 yards, two TDs and one INT
- **11/13 vs. HOU:** Completed 32-of-49 passes (65.3 comp. pct.) for 265 yards, two TDs and one INT for an 84.1 passer rating
- **11/20 at DET:** Completed 22-of-35 passes (62.9 comp. pct.) for 202 yards, two TDs and two INTs
- **11/27 at BUF:** Completed 13-of-26 passes (50.0 comp. pct.) for 126 yards and two TDs ... Ran for a career-high, team-high 81 yards
- **12/4 vs. DEN:** Completed 19-of-42 passes (45.2 comp. pct.) for 181 yards and two INTs ... Rushed two times for 29 yards, including a 22-yard TD run
- **12/11 vs. MIN:** Completed 23-of-37 passes (62.2 comp. pct.) for 257 yards and one TD for a 91.8 passer rating ... Rushed three times for 13 yards
- **12/18 at HOU:** Completed 12-of-28 passes for 92 yards and one INT ... Rushed two times for one TD
- **12/24 vs. TEN:** Completed 26-of-38 passes for 325 yards and one TD ... His 103.5 passer rating was a season-high and his best mark since he posted a 124.5 passer rating at New Orleans on Dec. 27, 2015 ... Also had a receiving TD on a

throw-back pass from WR **Marqise Lee**, becoming the first player in NFL history to record 300-plus passing yards and at least one receiving TD

- **1/1 at IND:** Completed 25-of-39 passes for 301 yards, one touchdown and posted a 96.2 passer rating ... Threw for 300+ yards in back-to-back games for the second time this season and for the fourth time in his career

2015 (w/ JAX - 16/16)

Completed 355 of 606 passes (58.6 comp. pct.) for 4,428, 35 TDs and 18 INTs for an 88.2 passer rating ... Set single-season franchise records for yards, completions, attempts and touchdowns ... Threw a TD in 15 straight games from 9/13/15 to 12/27/15, the longest streak in franchise history ... Threw for the NFL's second-most passing TDs (35) in 2015, behind only New England's **Tom Brady** ... Joins **Dan Marino** (1984) as the only first- or second-year QBs in NFL history to throw for 4,400-plus yards and 35-plus TDs in a single season ... Became the youngest QB in NFL history to throw for 4,000-plus yards and 35-plus TDs and rush for 300-plus yards in a season. ... The only other players in NFL history to achieve the feat are **Daunte Culpepper** (2004) and **Steve Young** (1998) ... Finished the season with 72 completions of 20-plus yards, the most in the NFL and the most in a season in Jaguars history (the previous record for completions of 20-plus yards by a Jaguars QB was 44, set by **Mark Brunell** in 1997 and 2001 and **David Garrard** in 2004) ... Threw for 300-plus yards on six occasions in 2015, tied for the most 300-yard passing games by a Jaguars QB in a single season ... Youngest QB in NFL history to throw for at least 25 TDs and rush for at least one TD in a single season

- **9/13 vs. CAR:** Became the second QB in franchise history to start on opening day before turning 24 years old ... Completed 22-of-40 for 183 yards and 1 TD, while also rushing four times for 26 yards (6.5 rush avg.) ... Surpassed 3,000 career passing yards on a 6-yard TD completion to **Rashad Greene** in the second quarter ... His 22 completions are tied for the seventh-most in a season opener in franchise history
- **9/20 vs. MIA:** Completed 18-of-33 for 273 yards and two TDs ... Captained his second career fourth-quarter game-winning drive, marching the Jaguars 66 yards on nine plays to set up K **Jason Myers'** game-winning 28-yard FG with :40 left
- **10/4 at IND:** Completed 28-of-50 passes (56.0 comp. pct.) for 298 yards and one TD for an 80.2 passer rating ... The 50 pass attempts by Bortles were the most of his career and the fifth-most in franchise history ... Joins **Byron Leftwich** (54), **Mark Brunell** (52, 50) and **Chad Henne** (51, 51) as the only players in Jaguars history to register 50-plus pass attempts in a single game
- **10/11 at T.B.:** Completed 23-of-33 passes (69.7 comp. pct.) for 303 yards, four TDs and one INT ... First time in Bortles' 19-game career that he threw three or more touchdowns ... Bortles joins **Mark Brunell** (11/29/98), **David Garrard** (10/31/10), **Quinn Gray** (12/30/07) and **Chad Henne** (11/18/12) as the only Jaguars quarterbacks to throw for four touchdowns in a single game
- **10/18 vs. HOU:** Completed 30-of-53 passes for 331 yards, three TDs and three INTs ... His 53 pass attempts were the second-most in franchise history and most since **Byron Leftwich** recorded 54 on 10/10/04 at San Diego ... Has thrown for 300+ yards in back-to-back games for the first time in his career
- **10/25 vs. BUF:** Completed 13-of-29 passes for 182 yards, 2 TDs and one INT ... Threw a 31-yard game-winning touchdown pass to WR **Allen Hurns** with 2:25 remaining in the fourth quarter
- **11/8 at NYJ:** Completed 24 of 40 passes for a career-high 381 yards, two TDs and two INTs ... 381 passing yards were fourth-most in franchise history ... Joins **Mark Brunell** as the only QBs in franchise history to throw for 375-plus yards in a single game ... Has thrown for two-plus touchdowns in four consecutive games, tying the franchise record for most consecutive games with two-plus passing TDs (**Chad Henne** in 2013 and **David Garrard** in 2007)
- **11/19 vs. TEN:** Completed 21 of 30 passes for 242 yards, one TD and one INT for a 91.2 passer rating ... His fourth-quarter TD pass to **Julius Thomas** was his 20th of the season, placing him with **David Garrard** (23 in 2010) and **Mark Brunell** (20 in 1998 and 2000) as the only QBs in Jaguars history to throw for 20-plus TD passes in a season
- **11/29 vs. S.D.:** Completed 30-of-49 passes for 329 yards, two TDs and one INT ... The fourth game with at least 300 passing yards and two passing TDs in 2015, the most such games ever in Jaguars single-season history
- **12/6 at TEN:** Completed 24-of-36 passes for 322 yards and a career-high five TDs ... Became the youngest player in NFL history to throw for 320-plus yards, five-plus TDs and zero INTs in a single game ... His five TDs is the most by a Jaguars QB in a single game ... Joins **Dan Marino** (22, 1984) and **Matthew Stafford** (23, 2011) as the only QBs age 23-or-younger in NFL history to throw for 27 or more TDs through the first 12 games of the season ... Tallied a career-high 134.5 passer rating
- **12/13 vs. IND:** Completed 16 of 30 passes (58.3 completion pct.) for 250 yards and three TDs for a 114.6 passer rating ... Joins Dan Marino (36, 1984) and Kurt Warner (34, 1999) as the only first- or second-year QBs to throw for 30-plus passing TDs through 13 games in a season ... Bortles (23) and Marino (22) are the only players age 23-or-younger to throw for 30-plus TDs through 13 games in a season ... Bortles' fourth career game with a passer rating of 100-plus and his fourth career game with three-plus passing TDs ... Has become the first player in Jaguars history to throw for three-plus TDs and zero INTs in back-to-back games
- **12/27 at N.O.:** Completed 27-of-35 passes (77.1 comp. percentage) for 368 yards, four TDs and two INTs for a passer rating of 124.5, his third highest of the season ... Bortles' 77.1 comp. percentage was the second-highest in his NFL career ... In the second half, completed 18-of-21 passes (85.7 comp. percentage) for 288

BLAKE BORTLES

yards, three TDs and zero INTs for a perfect 158.3 passer rating

2014 (w/ JAX - 14/13)

Set franchise single-season records for a rookie with 2,908 passing yards and 280 completions while throwing for 11 TDs ... Led all NFL QBs with a 7.48 average per rush, rushing 56 times for 419 yards ... Marked the highest single-season rushing average by a QB in team history and his 419 rushing yards were second-most in team history (480, **Mark Brunell**, 1995) ... Finished with 37 completions of 20-plus yards ... Became 16th QB in Jaguars history to start a game and was one of seven rookie QBs to make their NFL debut in 2014 ... Took over as the team's starting QB in Week 4 and started the final 13 games ... Was 280 of 475 passing for 2,908 yards with 11 TDs/17 INTs and 69.5 rating ... Had 21 completions of 25-plus yards ... Rushed for 419 yards on 56 carries (7.48 avg.), the highest average by a NFL QB and second-most rushing yards by a Jaguars QB in a season

- **9/7 at PHI:** Dressed but did not play in season-opener
- **9/14 at WAS:** Dressed but did not play
- **9/21 vs. IND:** Made his NFL debut after he was inserted into the lineup to start the second half and finished 14 of 24 passing for 223 yards with two TDs/two INTs for an 82.5 passer rating ... Had four completions of 20-plus yards including a 63-yard TD pass to **Allen Hurns** ... Also had 30 rushing yards including 20-yard rush ... Engineered the offense to 289 yards in the second half after the club managed only 55 yards in the first half
- **9/28 at SD:** Made first career start and totaled 29 of 37 passing for 254 yards with one TD and two INTs for an 81.7 passer rating ... Completed 78.4 percent of his passes, the highest in NFL history for a rookie quarterback in his first career start with a minimum 30 attempts ... Hooked up with TE **Nic Jacobs** for a two-yard score in the second quarter ... Had five carries for 24 yards ... His 29 completions set single-game franchise record by a rookie and his completions, attempts and yards were most by a Jaguars rookie QB in first career start
- **10/5 vs. PIT:** Started at QB for first time at home and was 22 of 36 passing for 191 yards with two INTs for a 52.0 rating
- **10/12 at TEN:** Threw for 336 yards and one TD on 32 of 46 passing (69.6 pct.), tying **Byron Leftwich** (10/5/03 vs. San Diego) for most passing yards by a rookie in team history ... His 46 attempts and 32 completions were the most in franchise history by a rookie ... Had a 59-yard completion to TE **Clay Harbor** and hooked up with Harbor for a 20-yard TD pass in the fourth quarter ... Marked first AFC South start ... Led team in rushing with five carries for 38 yards
- **10/19 vs. CLE:** Was 17 of 31 passing for 159 yards with one TD and 3 INTs ... Had 31-yard TD pass to WR **Allen Robinson** in the second quarter ... Added five carries for 37 yards with a long of 18 yards. Had four completions of 20-plus yards
- **10/26 vs. MIA:** Threw for 221 yards and one TD on 18 of 34 passing ... Had two INTs, both returned for scores ... Hooked up with **Allen Robinson** for a 48-yard TD in the fourth quarter
- **11/2 at CIN:** Posted a career-best 96.4 rating on 22 of 33 passing (66.7 pct.) with two TDs and one INT ... Had TD passes to **Allen Hurns** of 40 and 18 yards
- **11/9 vs. DAL:** Completed 22 of 37 passes for 290 yards with one INT for a 73.0 rating ... Had four completions of 20-plus yards including a 53-yard pass to WR **Cecil Shorts**
- **11/23 at IND:** Threw for 146 yards on 15 of 27 passing
- **11/30 vs. NYG:** Completed 21 of 35 passes for 194 yards with one TD for an 84.7 rating ... Had first career fourth-quarter comeback win, leading team on a 11-play, 70-yard drive that culminated with a **Josh Scobee** FG ... Had a 30-yard TD pass to **Marqise Lee** in the third quarter and finished with four completions of 20-plus yards ... Added a career-high 68 rushing yards on five carries including a 29-yard rush ... Became only the third starting rookie quarterback to lead his team to a comeback win of 21 or more points since at least 1970
- **12/7 vs. HOU:** Was 20 of 39 passing for 205 yards with one TD for a 64.6 rating ... Had a four-yard TD pass to **Allen Hurns** in the first quarter, his first career TD pass in the first quarter ... Had three completions of 20-plus yards
- **12/14 at BAL:** Had three completions of 20-plus yards and finished 21 of 37 passing for 210 yards with one INT for a 61.8 rating
- **12/18 vs. TEN:** Earned first career division win, throwing for 115 yards and one TD ... Had a 34-yard completion to **Marqise Lee** in the third quarter ... Had five carries for 50 yards with runs of 19, 15 and 13 yards
- **12/28 at HOU:** Threw for 117 yards in season-finale on 14 of 33 passing and led team with 61 yards on three carries (20.3 avg.) ... Had a 34-yard rush in the fourth quarter, his longest rush of his career ... Set single-season franchise-record for passing yards by a rookie with 2,908

COLLEGE (at Central Florida, 2011-13)

- Played in 37 games with 30 starts
- Declared for the NFL Draft following his junior season
- Compiled a 22-5 record as a starter
- Career totals included 585 of 891 passing for 7,598 yards with 56 TDs/19 INT
- Ranked fourth in school history for passing yards and TDs
- As a junior, finished 259 of 382 passing (67.8 pct.) for 3,581 yards with 25 TDs/9 INTs and led team to a 12-1 mark and a Fiesta Bowl win
- Named MVP of the Fiesta Bowl with a win over Baylor, throwing for 301 yards and three TDs
- Majored in Interpersonal/Organizational Communication and minored in Sports and Fitness

PERSONAL

- Attended Oviedo High School where he finished his career by setting Seminole County records with 5,576 yards and 53 TDs
- Captured MVP award at the Central Florida All-Star game following senior year
- Also lettered in baseball
- His brother, Colby, plays baseball for the Detroit Tigers
- Son of Suzy and Rob Bortles
- Twitter handle is @BBortles5



REGULAR SEASON CAREER STATISTICS

PASSING											
YEAR	TEAM	P/S	COMP	ATT	PCT	YDS	AVG	TD	INT	SK	RTG
2014	JAX	14/13	280	475	58.9	2,908	6.1	11	17	55	69.5
2015	JAX	16/16	355	606	58.6	4,428#	7.3	35#	18	51	88.2
2016	JAX	16/16	368#	625#	58.9	3,905	6.2	23	16	34	78.8
2017	JAX	5/5	74	135	54.8	827	6.6	7	4	5	78.2
NFL totals:		4 yrs. 51/50	1,077	1,841	58.5	12,068	6.6	76	55	145	79.5

single-franchise record

RUSHING						
YEAR	TEAM	W-L*	ATT	YDS	AVG	TD
2014	JAX	3-10	56	419	7.5	0
2015	JAX	5-11	52	310	6.0	2
2016	JAX	3-13	58	359	6.2	3
2017	JAX	3-2	15	98	7.0	0
NFL totals:		4 yrs. 14-36	181	1,195	6.6	5

* games started



CAREER HIGHS

	GAME	SEASON
Passing completions:	33 (10/27/16 at TEN)	368 (2016)
Passing attempts:	54 (10/27/16 at TEN)	625 (2016)
Passing percentage:	78.4 (9/28/14 at S.D.)	58.9 (2016)
Passing yards:	381 (11/8/15 at NYJ)	4,428 (2015)
Passing touchdowns:	5 (12/6/15 at TEN)	35 (2015)
Passer rating:	134.5 (12/6/15 at TEN)	88.2 (2015)
Rushing attempts:	6 (three times, last: 12/20/15 vs. ATL)	58 (2016)
Rushing yards:	81 (11/27/16 at BUF)	419 (2014)
Rushing touchdowns:	1 (five times, last: 12/18/16 at HOU)	3 (2016)

BLAKE BORTLES

2017 GAME-BY-GAME STATISTICS

PASSING											
DATE	OPP	P/S	COMP	ATT	PCT	YDS	AVG	TD	INT	SK	RTG
09/10	at HOU	1/1	11	21	52.4	125	6.0	1	0	0	86.4
09/17	vs. TEN	1/1	20	34	58.8	223	6.6	1	2	2	63.7
09/24	vs. BAL	1/1	20	31	64.5	244	7.9	4	0	0	128.2
10/01	at NYJ	1/1	15	35	42.9	140	4.0	1	1	1	52.1
10/08	at PIT	1/1	8	14	57.1	95	6.8	0	1	2	48.0
10/15	vs. LAR										
10/22	at IND										
	BYE WEEK										
11/05	vs. CIN										
11/12	vs. LAC										
11/19	at CLE										
11/26	at AZ										
12/03	vs. IND										
12/10	vs. SEA										
12/17	vs. HOU										
12/24	at SF										
12/31	at TEN										
2017 totals:		5/5	74	135	54.8	827	6.6	7	4	5	78.2

Additional statistics:

RUSHING							
DATE	OPP	W/L	ATT	YDS	AVG	LG	TD
09/10	at HOU	W	3	13	4.3	15	0
09/17	vs. TEN	L	4	29	7.3	11	0
09/24	vs. BAL	W	3	18	6.0	9	0
10/01	at NYJ	L	4	38	9.5	27	0
10/08	at PIT	W	1	9	9.0	9	0
10/15	vs. LAR						
10/22	at IND						
	BYE WEEK						
11/05	vs. CIN						
11/12	vs. LAC						
11/19	at CLE						
11/26	at AZ						
12/03	vs. IND						
12/10	vs. SEA						
12/17	vs. HOU						
12/24	at SF						
12/31	at TEN						
2017 totals:		3-2	15	107	7.1	27	0

2016 GAME-BY-GAME STATISTICS

PASSING											
DATE	OPP	P/S	COMP	ATT	PCT	YDS	AVG	TD	INT	SK	RTG
09/11	vs. G.B.	1/1	24	39	61.5	320	8.2	1	1	3	85.4
09/18	at S.D.	1/1	31	50	62.0	329	6.6	2	2	2	77.8
09/25	vs. BAL	1/1	24	38	63.2	194	5.1	2	3	4	60.6
10/02	vs. IND	1/1	19	33	57.6	207	6.3	2	0	3	96.4
	BYE WEEK										
10/16	at CHI	1/1	20	33	60.6	271	8.2	1	1	2	84.3
10/23	vs. OAK	1/1	23	43	53.5	246	5.7	1	2	1	58.9
10/27	at TEN	1/1	33	54	61.1	337	6.2	3	0	2	97.5
11/06	at K.C.	1/1	22	41	53.7	252	6.1	2	1	2	78.5
11/13	vs. HOU	1/1	32	49	65.3	265	5.4	2	1	2	84.1
11/20	at DET	1/1	22	35	62.9	202	5.8	2	2	0	73.8
11/27	at BUF	1/1	13	26	50.0	126	4.9	2	0	2	89.6
12/04	vs. DEN	1/1	19	42	45.2	181	4.3	0	2	1	37.9
12/11	vs. MIN	1/1	23	37	62.2	257	6.9	1	0	4	91.8
12/18	at HOU	1/1	12	28	42.9	92	3.3	0	1	2	36.6
12/24	vs. TEN	1/1	26	38	68.4	325	8.6	1	0	2	103.5
01/01	at IND	1/1	25	39	64.1	301	7.7	1	0	2	96.2
2016 totals:		16/16	368	625	58.9	3,905	6.2	23	16	34	78.8

Additional statistics: one reception for 20 yards and one TD on 12/24/16 vs. TEN.

RUSHING							
DATE	OPP	W/L	ATT	YDS	AVG	LG	TD
09/11	vs. G.B.	L	2	2	1.0	3	0
09/18	at S.D.	L	3	34	11.3	24	0
09/25	vs. BAL	L	3	17	5.7	9	0
10/02	vs. IND	W	7	36	5.1	9	1
	BYE WEEK						
10/16	at CHI	W	3	1	0.3	3	0
10/23	vs. OAK	L	5	33	6.6	17	0
10/27	at TEN	L	4	22	5.5	12	0
11/06	at K.C.	L	6	54	9.0	26	0
11/13	vs. HOU	L	3	11	3.7	11	0
11/20	at DET	L	1	3	3.0	3	0
11/27	at BUF	L	8	81	10.1	27	0
12/04	vs. DEN	L	2	29	14.5	22	1
12/11	vs. MIN	L	3	13	4.3	6	0
12/18	at HOU	L	2	-5	-2.5	1	1
12/24	vs. TEN	W	3	7	2.3	7	0
01/01	at IND	L	3	21	7.0	16	0
2016 totals:		3-13	58	359	6.2	27	3

BLAKE BORTLES

2015 GAME-BY-GAME STATISTICS

PASSING											
DATE	OPP	P/S	COMP	ATT	PCT	YDS	AVG	TD	INT	SK	RTG
09/13	vs. CAR	1/1	22	40	55.0	183	4.6	1	2	5	54.5
09/20	vs. MIA	1/1	18	33	54.5	273	8.3	2	0	0	102.2
09/27	at N.E.	1/1	17	33	51.5	242	7.3	2	1	2	83.1
10/04	at IND	1/1	28	50	56.0	298	6.0	1	0	1	80.2
10/11	at T.B.	1/1	23	33	69.7	303	9.2	4	1	6	125.4
10/18	vs. HOU	1/1	30	53	56.6	331	6.2	3	3	3	70.6
10/25	vs. BUF	1/1	13	29	44.8	182	6.3	2	1	2	74.2
BYE WEEK											
11/08	at NYJ	1/1	24	40	60.0	381	9.5	2	2	6	87.6
11/15	at BAL	1/1	22	45	48.9	188	4.2	2	1	3	65.8
11/19	vs. TEN	1/1	21	30	70.0	242	8.1	1	1	4	91.2
11/29	vs. S.D.	1/1	30	49	61.2	329	6.7	2	1	2	86.2
12/06	at TEN	1/1	24	36	66.7	322	8.9	5*	0	2	134.5
12/13	vs. IND	1/1	16	30	53.3	250	8.3	3	0	3	114.6
12/20	vs. ATL	1/1	23	38	60.5	297	7.8	1	1	2	82.9
12/27	at N.O.	1/1	27	35	77.1	368	10.5	4	2	2	124.5
01/03	at HOU	1/1	17	32	53.1	239	7.5	0	2	8	51.4
2015 totals:		16/16	355#	606#	58.6	4,428#	7.3	35#	18	51	88.2

* single-game franchise record
single-season franchise record

RUSHING

DATE	OPP	W/L	ATT	YDS	AVG	LG	TD
09/13	vs. CAR	L	4	26	6.5	12	0
09/20	vs. MIA	W	2	27	13.5	28	0
09/27	at N.E.	L	3	7	2.3	3	0
10/04	at IND	L	4	31	7.8	14	0
10/11	at T.B.	L	1	21	21.0	21	0
10/18	vs. HOU	L	4	37	9.3	12	0
10/25	vs. BUF	W	5	-3	-0.6	1	0
BYE WEEK							
11/08	at NYJ	L	4	32	8.0	11	0
11/15	at BAL	W	2	25	12.5	14	0
11/19	vs. TEN	W	2	9	4.5	13	0
11/29	vs. S.D.	L	6	33	5.5	10	0
12/06	at TEN	L	2	-1	-0.5	0	0
12/13	vs. IND	W	4	17	4.3	15	1
12/20	vs. ATL	L	6	44	7.3	13	1
12/27	at N.O.	L	3	5	1.7	5	0
01/03	at HOU	L	0	0	0.0	0	0
2015 totals:		5-11	52	310	6.0	28	2

2014 GAME-BY-GAME STATISTICS

PASSING											
DATE	OPP	P/S	COMP	ATT	PCT	YDS	AVG	TD	INT	SK	RTG
09/07	at PHI	0/0									DNP
09/14	at WAS	0/0									DNP
09/21	vs. IND	1/0	14	24	58.3	223	9.3	2	2	1	82.5
09/28	at S.D.	1/1	29	37	78.4	254	6.9	1	2	3	81.8
10/05	vs. PIT	1/1	22	36	61.1	191	5.3	0	2	1	52.0
10/12	at TEN	1/1	32	46	69.6	336	7.3	1	1	6	88.6
10/19	vs. CLE	1/1	17	31	54.8	159	5.1	1	3	2	40.3
10/26	vs. MIA	1/1	18	34	52.9	221	6.5	1	2	4	58.6
11/02	at CIN	1/1	22	33	66.8	247	7.5	2	1	1	96.4
11/09	vs. DAL	1/1	22	37	59.5	290	7.8	0	1	4	73.0
BYE WEEK											
11/23	at IND	1/1	15	27	55.6	146	5.4	0	1	4	55.5
11/30	vs. NYG	1/1	21	35	60.0	194	5.5	1	0	7	84.7
12/07	vs. HOU	1/1	20	39	51.3	205	5.3	1	1	4	64.6
12/14	at BAL	1/1	21	37	56.8	210	5.7	0	1	8	61.8
12/18	vs. TEN	1/1	13	26	50.0	115	4.4	1	0	4	75.0
12/28	at HOU	1/1	14	33	42.4	117	3.5	0	0	5	52.2
2015 totals:		14/13	280	475	58.9	2,908	6.1	11	17	55	69.5

RUSHING

DATE	OPP	W/L*	ATT	YDS	AVG	TD	
09/07	at PHI						
09/14	at WAS						
09/21	vs. IND		2	30	15.0	20	0
09/28	at S.D.	L	5	24	4.8	8	0
10/05	vs. PIT	L	4	14	3.5	11	0
10/12	at TEN	L	5	38	7.6	11	0
10/19	vs. CLE	W	5	37	7.4	18	0
10/26	vs. MIA	L	6	48	8.0	32	0
11/02	at CIN	L	4	10	2.5	5	0
11/09	vs. DAL	L	3	3	1.0	1	0
BYE WEEK							
11/23	at IND	L	5	24	4.8	20	0
11/30	vs. NYG	W	5	68	13.6	29	0
12/07	vs. HOU	L	3	10	3.3	7	0
12/14	at BAL	L	1	2	2.0	2	0
12/18	vs. TEN	W	5	50	10.0	19	0
12/28	at HOU	L	3	61	20.3	34	0
2015 totals:		3-10*	56	419	7.5	34	0

* games started

A.J. BOUYE

21

A.J. BOUYE

CORNERBACK
6-0 191 LBS.
CENTRAL FLORIDA
BORN AUGUST 16, 1991
TUCKER, GEORGIA
ACQ: UFA (HOUSTON) 2017
EXP: 5TH YEAR



TRANSACTIONS

Originally signed by Houston as an undrafted free agent on 5/10/13 ... Re-signed by Houston as an restricted free agent on 3/28/16 ... Signed by Jacksonville as an unrestricted free agent on 3/10/17

PRO (Games played/started - 55/24, 3/2)

• Career totals include 147 tackles (125 solo), 38 passes defended, eight INTs, 1.0 sack, one forced fumble and one fumble recovery

2017 (w/ JAX - 5/5)

- **9/10 at HOU:** Started at RCB and was tied for second on the team with six tackles (five solo) and also recorded one pass defended
- **9/17 vs. TEN:** Started at RCB and was tied for second on the team with six solo tackles and one pass defended
- **9/24 vs. BAL:** Started at RCB and recorded one INT and one pass defended
- **10/1 at NYJ:** Started at RCB and recorded two solo tackles, one INT and two passes defended ... Recorded an INT in back-to-back games for the first time in his career
- **10/8 at PIT:** Started at RCB and recorded three solo tackles and one pass defended

2016 (w/ HOU, 15/11, 2/2)

Led the team and tied for ninth in the NFL with 16 passes defended ... Set career highs with 11 starts, 62 tackles, 16 passes defended, two tackles for loss and one QB hit ... Tied with ATL DB **Robert Alford** for the most passes defended in the postseason (six)

- **9/11 vs. CHI:** Recorded first career sack on CHI QB **Jay Cutler**, the first sack by a Houston CB since **Demarcus Faggins** vs. Buffalo on 11/19/06
- **9/18 vs. K.C.:** Finished with four tackles (three solo) and tied for the team lead with two passes defended
- **10/2 vs. TEN:** Tied a single-game career high with three passes defended and contributed with two tackles on defense and one on special teams
- **10/24 at DEN:** Led the team and set a single-game career high with 11 tackles (nine solo), while adding two passes defended
- **11/21 at OAK:** Recorded his first INT of the season and sixth of his career when he picked off OAK QB **Derek Carr** on the opening play of the second half
- **11/27 vs. S.D.:** Tied for second on the team with seven tackles (five solo), his second-highest single-game total of the year, and added a pass defended
- **12/24 vs. CIN:** Led the team with nine solo tackles and matched a career high with three passes defended
- **1/7 vs. OAK:** Set a franchise postseason record with four passes defended and added his first career playoff INT in AFC wild-card round
- **1/14 at N.E.:** Became the first player in Texans history with an INT in back-to-back postseason games when he intercepted N.E. QB **Tom Brady**

2015 (w/ HOU - 15/2, 1/0)

- **10/8 vs. IND:** Made his first start of the season and seventh of his career
- **10/18 at JAX:** Finished second on the team with a season-high seven solo tackles, in addition to two passes defended and one INT
- **12/20 at IND:** Intercepted IND QB **Matt Hasselbeck** in the fourth quarter to clinch the Houston victory

2014 (w/ HOU - 14/6)

Finished tied for the team lead with three INTs ... Ranked sixth in the NFL with 120 INT return yards

- **9/14 at OAK:** Led the team with eight tackles
- **9/21 at NYG:** Started his first career game and made three tackles
- **10/9 vs. IND:** Made three tackles and two special teams tackles, in addition to two passes defended
- **11/2 vs. PHI:** Returned his first career INT 51 yards for a TD in the fourth quarter ... Finished the game with six tackles, one pass defended and one special teams tackle
- **11/16 at CLE:** Started and led the team with nine tackles, had a special teams tackle and one pass defended
- **11/30 vs. TEN:** Recorded his second INT of the season at the Houston 3-yard line in the fourth quarter and returned it to the Tennessee 30
- **12/14 at IND:** Posted his first career forced fumble and fumble recovery and made three tackles
- **12/21 vs. BAL:** Intercepted BAL QB **Joe Flacco** and added three tackles and a then-career best three passes defended

2013 (w/ HOU - 6/0)

Played in six games and recorded two special teams tackles before being placed on the Reserve/Injured List with a hamstring injury on Oct. 16

COLLEGE (at Central Florida, 2009-12)

- Started 21 of 43 career games at CB, compiling 110 tackles (78 solo), six INTs, 1.0 sack, two fumble recoveries and one forced fumble
- Returned from injury to start all 14 games as a senior, finishing with 53 tackles, three INTs, two fumble recoveries and one forced fumble en route to All-Conference USA second team honors
- Started seven games as a junior, recording 21 tackles (19 solo) and two INTs before missing the final five games of the season due to injury

PERSONAL

- Helped lead Tucker (Georgia) High School to a 14-1 record and a state championship during his senior season
- Named first-team all-county after recording 35 tackles as a senior with six INTs while also scoring three TDs on offense and twice on returns
- Recorded 40 tackles and one INT as a junior
- Was a member of the school's merit roll and R.O.T.C.

REGULAR SEASON CAREER STATISTICS

YEAR	TEAM	GP/GS	TKL	SOLO	ASST	SACKS	FF	FR	PD	INT
2013	HOU	6/0	0	0	0	0.0	0	0	0	0
2014	HOU	14/6	54	47	7	0.0	1	1	10	3
2015	HOU	15/2	14	14	0	0.0	0	0	6	2
2016	HOU	15/11	62	48	14	1.0	0	0	16	1
2017	JAX	5/5	17	16	1	0.0	0	0	6	2
NFL totals: 4 yrs.		55/24	147	125	22	1.0	1	1	38	8

Additional statistics: special teams tackles (9); 2013 - 2, 2014 - 5, 2015 - 2

POSTSEASON CAREER STATISTICS

YEAR	TEAM	GP/GS	TKL	SOLO	ASST	SACKS	FF	FR	PD	INT
2015	HOU	1/0	1	1	0	0.0	0	0	0	0
2016	HOU	2/2	7	5	2	0.0	1	0	6	2
NFL totals: 4 yrs.		3/2	8	6	2	0.0	1	0	6	2

CAREER HIGHS

	GAME	SEASON
Tackles:	11 (10/24/16 at DEN)	62 (2016)
Interceptions:	1 (eight times, last: 10/1/17 at NYJ)	3 (2014)
Forced fumbles:	1 (12/14/14 at IND)	1 (2014)
Fumble recoveries:	1 (12/14/14 at IND)	1 (2014)
Passes defended:	3 (three times, last: 12/24/16 at CIN)	16 (2016)

2017 GAME-BY-GAME STATISTICS

DATE	OPP	TKL	SOLO	ASST	ST	SACKS	FF	FR	PD	INT
09/10	at Houston	6	5	1	0	0.0	0	0	1	0
09/17	vs. Tennessee	6	6	0	0	0.0	0	0	1	0
09/24	vs. Baltimore	0	0	0	0	0.0	0	0	1	1
10/01	at New York Jets	2	2	0	0	0.0	0	0	2	1
10/08	at Pittsburgh	3	3	0	0	0.0	0	0	1	0
10/15	vs. LA Rams									
10/22	at Indianapolis									
BYE WEEK										
11/05	vs. Cincinnati									
11/12	vs. LA Chargers									
11/19	at Cleveland									
11/26	at Arizona									
12/03	vs. Indianapolis									
12/10	vs. Seattle									
12/17	vs. Houston									
12/24	at San Francisco									
12/31	at Tennessee									
2017 totals:		17	16	1	0	0.0	0	0	6	2

A.J. BOUYE



2016 GAME-BY-GAME STATISTICS

DATE	OPP	TKL	SOLO	ASST	ST	SACKS	FF	FR	PD	INT
09/11	vs. Chicago	3	3	0	0	1.0	0	0	1	0
09/18	vs. Kansas City	4	3	1	0	0.0	0	0	2	0
09/22	at New England	1	1	0	0	0.0	0	0	0	0
10/02	vs. Tennessee	2	1	1	0	0.0	0	0	3	0
10/09	at Minnesota	2	2	0	0	0.0	0	0	0	0
10/16	vs. Indianapolis	4	3	1	0	0.0	0	0	0	0
10/24	at Denver	11	9	2	0	0.0	0	0	2	0
10/30	vs. Detroit	5	5	0	0	0.0	0	0	1	0
	BYE WEEK									
11/13	at Jacksonville					ina				
11/21	at Oakland	2	1	1	0	0.0	0	0	1	1
11/27	vs. San Diego	7	5	2	0	0.0	0	0	1	0
12/04	at Green Bay	4	3	1	0	0.0	0	0	0	0
12/11	at Indianapolis	3	1	2	0	0.0	0	0	1	0
12/18	vs. Jacksonville	2	1	1	0	0.0	0	0	0	0
12/24	vs. Cincinnati	9	9	0	0	0.0	0	0	3	0
01/01	at Tennessee	3	2	1	0	0.0	0	0	1	0
2016 totals:		62	48	14	0	1.0	0	0	16	1
01/07	vs. Oakland	2	0	2	0	0.0	0	0	4	1
01/14	at New England	5	5	0	0	0.0	1	0	2	1
Postseason totals:		7	5	2	0	0.0	1	0	6	2



2015 GAME-BY-GAME STATISTICS

DATE	OPP	TKL	SOLO	ASST	ST	SACKS	FF	FR	PD	INT
09/13	vs. Kansas City	1	1	0	0	0.0	0	0	0	0
09/20	at Carolina	0	0	0	0	0.0	0	0	0	0
09/27	vs. Tampa Bay	0	0	0	0	0.0	0	0	0	0
10/04	at Atlanta	1	1	0	0	0.0	0	0	0	0
10/08	vs. Indianapolis	1	1	0	0	0.0	0	0	0	0
10/18	at Jacksonville	7	7	0	0	0.0	0	0	2	1
10/25	at Miami	1	1	0	0	0.0	0	0	0	0
11/01	vs. Tennessee	0	0	0	0	0.0	0	0	0	0
	BYE WEEK									
11/16	at Cincinnati	0	0	0	0	0.0	0	0	0	0
11/22	vs. New York Jets	0	0	0	0	0.0	0	0	1	0
11/29	vs. New Orleans					ina				
12/06	at Buffalo	0	0	0	0	0.0	0	0	1	0
12/13	vs. New England	0	0	0	0	0.0	0	0	0	0
12/20	at Indianapolis	0	0	0	0	0.0	0	0	2	1
12/27	at Tennessee	2	2	0	0	0.0	0	0	0	0
01/03	vs. Jacksonville	1	1	0	0	0.0	0	0	1	0
2015 totals:		14	14	0	0	0.0	0	0	6	2
01/09	vs. Kansas City	1	1	0	0	0.0	0	0	0	0
Postseason totals:		1	1	0	0	0.0	0	0	0	0



2014 GAME-BY-GAME STATISTICS

DATE	OPP	TKL	SOLO	ASST	ST	SACKS	FF	FR	PD	INT
09/07	vs. Washington	3	3	0	0	0.0	0	0	1	0
09/14	at Oakland	8	7	1	0	0.0	0	0	0	0
09/21	at N.Y. Giants	3	1	2	0	0.0	0	0	0	0
09/28	vs. Buffalo					ina				
10/05	at Dallas					ina				
10/09	vs. Indianapolis	3	2	1	0	0.0	0	0	2	0
10/20	at Pittsburgh	1	0	0	0	0.0	0	0	0	0
10/26	at Tennessee	2	1	1	0	0.0	0	0	0	0
11/02	vs. Philadelphia	6	5	1	0	0.0	0	0	1	1
	BYE WEEK									
11/16	at Cleveland	9	8	1	0	0.0	0	0	1	0
11/23	vs. Cincinnati	4	4	0	0	0.0	0	0	0	0
11/30	vs. Tennessee	3	3	0	0	0.0	0	0	1	1
12/07	at Jacksonville	3	3	0	0	0.0	0	0	0	0
12/14	at Indianapolis	3	3	0	0	0.0	1	1	0	0
12/21	vs. Baltimore	3	3	0	0	0.0	0	0	3	1
12/28	vs. Jacksonville	3	3	0	0	0.0	0	0	1	0
2014 totals:		54	47	7	0	0.0	1	1	10	3




2013 GAME-BY-GAME STATISTICS

DATE	OPP	TKL	SOLO	ASST	ST	SACKS	FF	FR	PD	INT
09/09	at San Diego	0	0	0	0	0.0	0	0	0	0
09/15	vs. Tennessee	0	0	0	0	0.0	0	0	0	0
09/22	at Baltimore	0	0	0	0	0.0	0	0	0	0
09/29	vs. Seattle	0	0	0	0	0.0	0	0	0	0
10/06	at San Francisco	0	0	0	0	0.0	0	0	0	0
10/13	vs. St. Louis	0	0	0	0	0.0	0	0	0	0
10/20	at K.C.					IR				
10/27	BYE WEEK									
11/03	vs. Indianapolis					IR				
11/10	at Arizona					IR				
11/17	vs. Oakland					IR				
11/24	vs. Jacksonville					IR				
12/01	vs. New England					IR				
12/05	at Jacksonville					IR				
12/15	at Indianapolis					IR				
12/22	vs. Denver					IR				
12/29	at Tennessee					IR				
2013 totals:		0	0	0	0	0.0	0	0	0	0

BLAIR BROWN

53

BLAIR BROWN



LINEBACKER

6-0 238 LBS

OHIO

BORN MAY 27, 1994

MORENO VALLEY, CALIFORNIA

ACQ: FIFTH ROUND OF 2017 DRAFT (148TH)

EXP: ROOKIE

TRANSACTIONS

Drafted by Jacksonville in the fifth round (148th overall) in the 2017 draft

PRO (Games played/started - 3/0)

2017 (w/ JAX - 3/0)

- **9/10 at HOU:** Inactive
- **9/17 vs. TEN:** Inactive
- **9/24 vs. BAL:** Made his NFL debut and recorded one solo tackle
- **10/1 at NYJ:** Saw action on special teams
- **10/8 at PIT:** Saw action on special teams

COLLEGE (at Ohio, 2012-16)

Finished his career with 265 tackles (146 solo), 24.5 tackles for a loss and 5.5 sacks

2016 (Senior)

Brown was named first-team All-Mid-American Conference after leading the team with 128 tackles ... Recorded 59 solo tackles, 15 tackles for a loss, 4.5 sacks and one forced fumble

2015 (Junior)

Started in all 11 games, finishing third on the team with 65 tackles (37 solo), 4.5 tackles for a loss

- **9/19 vs. Southeastern Louisiana:** Recorded 11 tackles
- **10/17 vs. Western Michigan:** Totaled 11 tackles and one quarterback hurry

2014 (Sophomore)

Appeared in 11 games, starting eight games and finished third on the team in tackles with 55 (30 solo)

- **9/6 vs. Kentucky:** Recorded 1.0 sack

2013 (Freshman)

Appeared in seven games totaling 17 tackles (nine solo)

- **9/21 vs. Austin Peay:** Registered eight tackles

HIGH SCHOOL

- Attended Rancho Verde High School (Moreno Valley, Calif.)
- Received All-League honors
- Helped guide team to a perfect 14-0 record during his senior year

PERSONAL

- Son of Valencia and Edward Brown

REGULAR SEASON CAREER STATISTICS

YEAR	TEAM	GP/GS	TKL	SOLO	ASST	SACKS	FF	FR	PD	INT
2017	JAX	3/0	1	1	0	0.0	0	0	0	0
NFL totals: 1 yr.		3/0	1	1	0	0.0	0	0	0	0

2017 GAME-BY-GAME STATISTICS

DATE	OPP	TKL	SOLO	ASST	ST	SACKS	FF	FR	PD	TFL
09/10	at Houston				Inactive					
09/17	vs. Tennessee				Inactive					
09/24	vs. Baltimore	1	1	0	0	0.0	0	0	0	0
10/01	at New York Jets	0	0	0	0	0.0	0	0	0	0
10/08	at Pittsburgh	0	0	0	0	0.0	0	0	0	0
10/15	vs. LA Rams									
10/22	at Indianapolis									
	BYE WEEK									
11/05	vs. Cincinnati									
11/12	vs. LA Chargers									
11/19	at Cleveland									
11/26	at Arizona									
12/03	vs. Indianapolis									
12/10	vs. Seattle									
12/17	vs. Houston									
12/24	at San Francisco									
12/31	at Tennessee									
2017 totals:		1	1	0	0	0.0	0	0	0	0

CALAIS CAMPBELL

93

CALAIS CAMPBELL

DEFENSIVE LINEMAN

6-8 300 LBS


MIAMI (FLA.)

BORN SEPTEMBER 1, 1986

AURORA, COLORADO

ACQ: UFA (ARIZONA) 2017

EXP: 10TH YEAR



TRANSACTIONS

Originally drafted by Arizona in the second round (50th overall) in the 2008 NFL Draft ... Signed by Jacksonville as an unrestricted free agent on 3/10/17

PRO (Games played/started - 143/125, 9/4)

- Two-time Pro Bowl selection (2014, 2015)
- Has registered nine consecutive seasons with at least 5.0 sacks, tied for the longest streak in the NFL among defensive linemen with SEA's **Cliff Avril** and CAR's **Julius Peppers**
- Recorded at least 6.0 sacks in seven of the last eight seasons (2009-2017)
- One of four defensive linemen to register at least 30 passes defended since 2011
- His 125 career starts are second-most among all active defensive linemen, trailing only CIN's **Domata Peko** (138)
- Since he was drafted in 2008, his 110 tackles for loss are tied for second-most in the NFL among active players with BAL's **Terrell Suggs** (110), trailing HOU's **J.J. Watt** (136)

2017 (w/ JAX - 5/5)

- **9/10 at HOU:** Started at DE and was tied for second on the team with six tackles (four solo), two tackles for a loss and set a Jaguars franchise record for most sacks in a single game with four, which also was a career-high ... Campbell's 3.5 sacks in the first half were the most sacks by a single player in a half since 2015 (**Khalil Mack**, Week 14, 2015, 5.0; **Cameron Wake**, Week 6, 2015, 4.0)
- **9/17 vs. TEN:** Started at DE and recorded four solo tackles
- **9/24 vs. BAL:** Started at DE and totaled three tackles (two solo), one forced fumble and a half of a sack
- **10/1 at NYJ:** Started at DE and recorded six tackles (three solo), one tackle for a loss and one sack
- **10/8 at PIT:** Started at DE and recorded four tackles (one solo) and half of a sack

2016 (w/ ARI, 16/16)

Started 16 games for the second consecutive season and fourth time in his career ... Recorded 53 tackles (34 solo), 8.0 sacks, one INT, two forced fumbles and 12 tackles for a loss ... His 8.0 sacks tied for the second-highest total in his career and his highest total since 2013 (9.0)

- **10/06 at SF:** Recorded four tackles (three solo), 2.0 sacks, one INT and two tackles for a loss
- **10/30 at CAR:** Totaled a season-high nine tackles and two QB hits
- **1/1 at L.A.:** Registered three tackles, 1.5 sacks and a tackle for a loss

2015 (w/ ARI, 16/16, 2/2)

Started 16 games for the third time in his career and led the defensive line with 61 tackles ... Tied for the team lead with 16 tackles for loss ... Chosen as a defensive captain for the second consecutive season ... Named to his second consecutive Pro Bowl

- **10/4 vs. STL:** Tied his career high with a team-leading 11 tackles (10 solo)
- **12/27 vs. GB:** Recorded six tackles (five solo), a season high 2.5 sacks and three tackles for a loss

2014 (w/ ARI, 14/14, 1/1)

Chosen as a defensive captain for the first time in his career ... Led the defensive line with 58 tackles, was second on the team with 7.0 sacks and led the team with 16 tackles for a loss ... Earned his first Pro Bowl selection

- **9/14 at NYG:** Set season high with 10 solo tackles and recorded 1.0 sack and three tackles for a loss
- **10/5 at DEN:** Registered two solo tackles, one INT and one tackle for a loss
- **11/23 at SEA:** Set a career high registering 3.0 sacks

2013 (w/ ARI, 16/16)

Started all 16 games and led the defensive line with 58 tackles ... Set a career high with 9.0 sacks, which was second highest on the team ... Tied for the team lead with 14 tackles for a loss ... Named a Pro Bowl alternate

- **10/6 vs. CAR:** Recorded four solo tackles, a forced fumble and 2.0 sacks
- **10/17 vs. SEA:** Totaled a season-high eight tackles (seven solo), a fumble recovery and one tackle for a loss
- **12/22 at SEA:** Registered four tackles (three solo), 2.0 sacks and two tackles for a loss

2012 (w/ ARI, 13/12)

Played in 13 with 12 starts ... Led the defensive line with 63 tackles and finished second on the team with 6.5 sacks

- **9/16 at NE:** Recorded a season-high 10 tackles, 2.0 sacks and two tackles for a loss
- **10/29 vs. SF:** Finished with six solo tackles, 1.0 sack and two tackles for a loss

2011 (w/ ARI, 16/16)

Started all 16 games for the first time and posted a career high 72 tackles and team leading 8.0 sacks

- **9/25 at SEA:** Recorded 10 tackles (five solo), 2.5 sacks and two tackles for a loss
- **11/6 vs. STL:** Registered six solo tackles, 2.0 sacks and three tackles for a loss
- **11/13 at PHI:** Recorded his first career interception, picking off a QB **Michael Vick** pass

2010 (w/ ARI, 15/15)

Totaled 60 tackles and led the team with 6.0 sacks

- **12/19 at CAR:** Recorded a season-high 11 tackles (nine solo), 1.0 sack and four tackles for a loss

2009 (w/ ARI, 16/15, 2/1)

Saw action in all 16 games and started 15 ... Recorded 48 tackles, 7.0 sacks and also blocked two field goals

- **9/20 at JAX:** Credited with his first career sack with 0.5 sack of QB **David Garrard**
- **10/18 at SEA:** Registered three tackles, 1.5 sacks and had two tackles for a loss
- **11/22 at STL:** Recorded two solo tackles and a forced fumble

2008 (w/ ARI, 16/0, 4/0)

Played in all 16 games and all four postseason games, including Super Bowl XLIII, in his rookie season and was a key contributor on special teams, totaling seven special teams tackles

- **9/7 at SF:** Recorded first career tackle

COLLEGE (at Miami (Fla.), 2009-12)

- Played in 36 career games, starting 25
- Career totals include 158 tackles, 19.5 sacks and 39 tackles for a loss
- Two-time All-ACC selection

PERSONAL

- Attended South (Aurora, Colo.) High School and was a two-time All-State selection
- As a senior, recorded 19.0 sacks, 188 tackles and two interceptions
- Garnered All-State accolades in basketball in his junior year
- Recipient of the 2015 Pop Warner Humanitarian Award, given to an individual who portrays both outstanding athletic achievement and high humanitarian principles while serving as an inspiration to the youth of today
- Twitter handle is @Campbell93



REGULAR SEASON CAREER STATISTICS

YEAR	TEAM	GP/GS	TKL	SOLO	ASST	SACKS	FF	FR	PD	TFL	INT
2008	ARI	16/0	21	17	4	0.0	1	0	1	2	0
2009	ARI	16/15	46	35	11	7.0	1	0	5	8	0
2010	ARI	15/15	60	46	14	6.0	0	1	2	13	0
2011	ARI	16/16	72	53	19	8.0	2	1	10	13	1
2012	ARI	13/12	63	50	13	6.5	0	0	6	13	0
2013	ARI	16/16	58	45	13	9.0	1	2	6	14	0
2014	ARI	14/14	58	48	10	7.0	1	0	3	16	1
2015	ARI	16/16	61	46	15	5.0	0	1	3	16	0
2016	ARI	16/16	53	34	19	8.0	2	3	6	12	1
2017	JAX	5/5	23	14	9	6.0	1	0	0	3	0
NFL totals: 10 yrs. 143/125			515	388	127	62.5	9	8	42	110	3



POSTSEASON CAREER STATISTICS

YEAR	TEAM	GP/GS	TKL	SOLO	ASST	SACKS	FF	FR	PD	TFL	INT
2008	ARI	4/0	4	3	1	0.0	0	0	1	0	0
2009	ARI	2/1	5	5	0	0.0	0	0	0	0	0
2014	ARI	1/1	4	0	4	0.0	0	0	0	0	0
2015	ARI	2/2	5	1	4	0.0	0	0	1	0	0
NFL totals: 4 yrs.		9/4	18	9	9	0.0	0	0	2	0	0



CAREER HIGHS

	GAME	SEASON
Tackles:	11 (two times; last 10/4/15 vs. STL)	72 (2011)
Sacks:	4.0 (9/10/17 at HOU)	9.0 (2013)
Forced fumbles:	1 (seven times; last: 12/11/16 at MIA)	2 (2011, '16)
Fumble recoveries:	1 (eight times; last: 12/24/16 at L.A.)	3 (2016)
Interceptions:	1 (three times; last: 10/6/16 at S.F.)	1 (2011, '14, '16)

CALAIS CAMPBELL

2017 GAME-BY-GAME STATISTICS

DATE	OPP	TKL	SOLO	ASST	SACKS	FF	FR	PD	TFL	INT
09/10	at Houston	6	4	2	4.0	0	0	0	2	0
09/17	vs. Tennessee	4	4	0	0.0	0	0	0	0	0
09/24	vs. Baltimore	3	2	1	0.5	1	0	0	0	0
10/01	at New York Jets	6	3	3	1.0	0	0	0	1	0
10/08	at Pittsburgh	4	1	3	0.5	0	0	0	0	0
10/15	vs. LA Rams									
10/22	at Indianapolis									
	BYE WEEK									
11/05	vs. Cincinnati									
11/12	vs. LA Chargers									
11/19	at Cleveland									
11/26	at Arizona									
12/03	vs. Indianapolis									
12/10	vs. Seattle									
12/17	vs. Houston									
12/24	at San Francisco									
12/31	at Tennessee									
2017 totals:		23	14	9	5.5	1	0	0	3	0

2016 GAME-BY-GAME STATISTICS

DATE	OPP	TKL	SOLO	ASST	SACKS	FF	FR	PD	TFL	INT
09/11	vs. New England	3	2	1	0.0	0	1	0	0	0
09/18	vs. Tampa Bay	3	2	1	0.0	0	0	1	0	0
09/25	at Buffalo	4	4	0	0.0	0	0	1	1	0
10/02	vs. Los Angeles	1	1	0	0.0	0	0	0	1	0
10/06	at San Francisco	4	3	1	2.0	0	0	1	2	1
10/17	vs. NYJ	1	1	0	0.0	0	0	0	1	0
10/23	vs. Seattle	2	2	0	0.0	0	0	0	1	0
10/30	at Carolina	9	1	8	0.0	0	0	0	0	0
	BYE WEEK									
11/13	vs. San Francisco	3	2	1	1.0	0	0	0	1	0
11/20	at Minnesota	3	1	2	0.0	0	0	2	0	0
11/27	at Atlanta	3	3	0	0.0	0	0	0	1	0
12/04	vs. Washington	3	3	0	1.0	1	0	1	0	0
12/11	at Miami	3	3	0	0.0	1	0	0	0	0
12/18	vs. New Orleans	4	4	0	2.0	0	1	0	2	0
12/24	at Seattle	4	1	3	0.5	0	1	0	1	0
01/01	at Los Angeles	3	1	2	1.5	0	0	0	1	0
2016 totals:		53	34	19	8.0	2	3	6	12	1

2015 GAME-BY-GAME STATISTICS

DATE	OPP	TKL	SOLO	ASST	SACKS	FF	FR	PD	TFL	INT
09/13	vs. New Orleans	6	5	1	0.0	0	0	0	1	0
09/20	at Chicago	6	4	2	0.0	0	0	1	0	0
09/27	vs. San Francisco	2	1	1	0.0	0	0	0	0	0
10/04	vs. St. Louis	11	10	1	0.5	0	0	0	3	0
10/11	at Detroit	2	2	0	0.0	0	0	0	1	0
10/18	at Pittsburgh	5	3	2	1.0	0	0	0	1	0
10/26	vs. Baltimore	5	5	0	0.0	0	0	0	3	0
11/01	at Cleveland	3	2	1	0.0	0	0	0	0	0
	BYE WEEK									
11/15	at Seattle	3	0	3	0.0	0	0	0	0	0
11/22	vs. Cincinnati	3	1	2	0.0	0	0	0	0	0
11/29	at San Francisco	3	2	1	0.0	0	0	0	1	0
12/06	at St. Louis	0	0	0	0.0	0	0	0	0	0
12/10	vs. Minnesota	4	4	0	1.0	0	1	0	3	0
12/27	vs. Green Bay	6	5	1	2.5	0	0	0	3	0
01/03	vs. Seattle	2	2	0	0.0	0	0	0	0	0
2015 totals:		61	46	15	5.0	0	1	3	16	0
01/16	vs. Green Bay	2	0	2	0.0	0	0	1	0	0
01/24	at Carolina	3	1	2	0.0	0	0	0	0	0
Postseason totals:		5	1	4	0.0	0	0	1	0	0

2014 GAME-BY-GAME STATISTICS

DATE	OPP	TKL	SOLO	ASST	SACKS	FF	FR	PD	TFL	INT
09/08	vs. San Diego	0	0	0	0.0	0	0	0	0	0
09/14	at N.Y. Giants	10	10	0	1.0	0	0	0	3	0
09/21	vs. San Francisco	4	4	0	0.0	0	0	0	1	0
	BYE WEEK									
10/05	at Denver	2	2	0	0.0	0	0	1	1	1
10/12	vs. Washington				ina					
10/19	at Oakland				ina					
10/26	vs. Philadelphia	2	1	1	0.0	0	0	0	0	0
11/02	at Dallas	4	2	2	0.0	0	0	0	1	0
11/09	vs. St. Louis	6	5	1	2.0	0	0	0	4	0
11/16	vs. Detroit	4	3	1	0.0	1	0	0	0	0
11/23	at Seattle	6	4	2	3.0	0	0	0	3	0
11/30	at Atlanta	4	3	1	0.0	0	0	0	0	0
12/07	vs. Kansas City	6	5	1	1.0	0	0	1	1	0
12/11	at St. Louis	5	4	1	0.0	0	0	0	0	0
12/21	vs. Seattle	0	0	0	0.0	0	0	0	0	0
12/28	at San Francisco	5	5	0	0.0	0	0	1	2	0
2014 totals:		58	48	10	7.0	1	0	3	16	1
01/03	at Carolina	4	0	4	0.0	0	0	0	0	0
Postseason totals:		4	0	4	0.0	0	0	0	0	0

2013 GAME-BY-GAME STATISTICS

DATE	OPP	TKL	SOLO	ASST	SACKS	FF	FR	PD	TFL	INT
09/08	at St. Louis	3	3	0	0.0	0	0	0	1	0
09/15	vs. Detroit	2	2	0	1.0	0	1	0	1	0
09/22	at New Orleans	3	2	1	0.0	0	0	0	0	0
09/29	at Tampa Bay	2	2	0	0.0	0	0	0	1	0
10/06	vs. Carolina	4	4	0	2.0	1	0	0	2	0
10/13	at San Francisco	3	3	0	0.0	1	0	0	2	0
10/17	vs. Seattle	8	7	1	0.0	0	1	0	1	0
10/27	vs. Atlanta	5	5	0	1.0	0	1	0	1	0
	BYE WEEK									
11/10	vs. Houston	4	0	4	0.0	0	0	1	0	0
11/17	at Jacksonville	2	2	0	1.0	0	0	1	1	0
11/24	vs. Indianapolis	4	2	2	0.5	0	0	0	0	0
12/01	at Philadelphia	3	2	1	0.5	0	0	1	0	0
12/08	vs. St. Louis	3	2	1	0.0	0	0	1	0	0
12/15	at Tennessee	3	2	1	0.0	0	0	0	1	0
12/22	at Seattle	4	3	1	2.0	0	0	0	2	0
12/29	vs. San Francisco	5	4	1	1.0	0	0	0	1	0
2013 totals:		58	45	13	9.0	1	2	6	14	0

CALAIS CAMPBELL



2012 GAME-BY-GAME STATISTICS

DATE	OPP	TKL	SOLO	ASST	SACKS	FF	FR	PD	TFL	INT
09/09	vs. Seattle	1	1	0	0.0	0	0	1	0	0
09/16	at New England	10	7	3	2.0	0	0	0	2	0
09/23	at Philadelphia	0	0	0	0.0	0	0	1	0	0
09/30	vs. Miami	5	4	1	0.0	0	0	1	1	0
10/04	at St. Louis	0	0	0	0.0	0	0	1	0	0
10/14	vs. Buffalo	5	5	0	0.0	0	0	0	2	0
10/21	at Minnesota	2	1	1	0.0	0	0	0	0	0
10/29	vs. San Francisco	6	6	0	1.0	0	0	0	2	0
11/04	at Green Bay	8	5	3	0.5	0	0	0	0	0
BYE WEEK										
11/18	at Atlanta				ina					
11/25	vs. St. Louis				ina					
12/02	at New York Jets				ina					
12/09	at Seattle	8	5	3	0.0	0	0	0	0	0
12/16	vs. Detroit	8	7	1	1.0	0	0	1	4	0
12/23	vs. Chicago	8	7	1	1.0	0	0	1	1	0
12/30	at San Francisco	2	2	0	1.0	0	0	0	1	0
2012 totals:		63	50	13	6.5	0	0	6	13	0



2011 GAME-BY-GAME STATISTICS

DATE	OPP	TKL	SOLO	ASST	SACKS	FF	FR	PD	TFL	INT
09/11	vs. Carolina	4	3	1	0.0	0	0	1	1	0
09/18	at Washington	4	1	3	0.0	0	0	1	0	0
09/25	at Seattle	10	5	5	2.5	0	0	0	2	0
10/02	vs. New York Giants	6	6	0	0.0	1	0	0	1	0
10/09	at Minnesota	5	4	1	0.0	0	0	0	1	0
BYE WEEK										
10/23	vs. Pittsburgh	2	2	0	0.0	0	0	0	1	0
10/30	at Baltimore	7	5	2	0.5	0	0	0	0	0
11/06	vs. St. Louis	6	6	0	2.0	0	0	0	3	0
11/13	at Philadelphia	2	2	0	0.0	0	0	2	0	1
11/20	at San Francisco	4	4	0	0.0	0	0	1	0	0
11/27	at St. Louis	5	5	0	0.0	0	0	0	1	0
12/04	vs. Dallas	3	2	1	1.0	0	0	1	1	0
12/11	vs. San Francisco	2	2	0	1.0	0	0	2	1	0
12/18	vs. Cleveland	4	1	3	0.0	0	1	0	0	0
12/24	at Cincinnati	7	4	3	1.0	1	0	2	1	0
01/01	vs. Seattle	1	1	0	0.0	0	0	0	0	0
2011 totals		72	53	19	8.0	2	1	10	13	1



2010 GAME-BY-GAME STATISTICS

DATE	OPP	TKL	SOLO	ASST	SACKS	FF	FR	PD	TFL	INT
09/12	at St. Louis	2	2	0	1.0	0	0	1	1	0
09/19	at Atlanta	5	5	0	0.0	0	0	0	0	0
09/26	vs. Oakland	5	4	1	0.0	0	0	0	0	0
10/03	at San Diego	4	3	1	0.0	0	0	0	1	0
10/10	vs. New Orleans	3	3	0	0.0	0	0	0	0	0
BYE WEEK										
10/24	at Seattle	4	4	0	1.0	0	0	0	1	0
10/31	vs. Tampa Bay	6	3	3	0.0	0	0	0	0	0
11/07	at Minnesota	2	0	2	0.0	0	0	0	0	0
11/14	vs. Seattle	6	3	3	1.0	0	0	0	2	0
11/21	at Kansas City	2	2	0	0.0	0	0	0	0	0
11/29	vs. San Francisco				ina					
12/05	vs. St. Louis	2	1	1	1.0	0	0	1	1	0
12/12	vs. Denver	2	2	0	0.0	0	1	0	1	0
12/19	at Carolina	11	9	2	1.0	0	0	0	4	0
12/25	vs. Dallas	2	2	0	1.0	0	0	0	1	0
01/02	at San Francisco	4	3	1	0.0	0	0	0	0	0
2010 totals:		60	46	14	6.0	0	1	2	13	0



2009 GAME-BY-GAME STATISTICS

DATE	OPP	TKL	SOLO	ASST	SACKS	FF	FR	PD	TFL	INT
09/13	vs. San Francisco	5	5	0	0.0	0	0	1	0	1
09/20	at Jacksonville	1	0	1	0.5	0	0	1	0	0
09/27	vs. Indianapolis	4	3	1	0.0	0	0	0	0	0
10/04 BYE WEEK										
10/11	vs. Houston	1	1	0	0.0	0	0	0	0	0
10/18	at Seattle	3	2	1	1.5	0	0	0	2	0
10/25	at New York Giants	2	1	1	1.0	0	0	2	1	0
11/01	vs. Carolina	7	6	1	0.0	0	0	0	0	0
11/08	at Chicago	3	2	1	0.5	0	0	0	0	0
11/15	vs. Seattle	1	0	1	0.0	0	0	0	0	0
11/22	at St. Louis	2	2	0	0.0	1	0	0	0	0
11/29	at Tennessee	4	2	2	0.5	0	0	1	1	0
12/06	vs. Minnesota	4	3	1	1.0	0	0	0	1	0
12/14	at San Francisco	5	4	1	1.0	0	0	0	1	0
12/20	at Detroit	1	1	0	0.0	0	0	0	0	0
12/27	vs. St. Louis	1	1	0	1.0	0	0	0	1	0
01/03	vs. Green Bay	2	2	0	0.0	0	0	0	0	0
2009 totals:		48	37	11	7.0	1	0	5	8	0

01/10	vs. Green Bay	2	2	0	0.0	0	0	0	0	0
01/16	at New Orleans	3	3	0	0.0	0	0	0	0	0
Postseason totals:		5	5	0	0.0	0	0	0	0	0



2008 GAME-BY-GAME STATISTICS

DATE	OPP	TKL	SOLO	ASST	SACKS	FF	FR	PD	TFL	INT
09/07	at San Francisco	1	0	1	0.0	0	0	0	0	0
09/14	vs. Miami	3	3	0	0.0	0	0	0	0	0
09/21	at Washington	2	1	1	0.0	0	0	0	0	0
09/28	at New York Jets	0	0	0	0.0	0	0	0	0	0
10/05	vs. Buffalo	1	1	0	0.0	0	0	0	0	0
10/12	vs. Dallas	2	2	0	0.0	1	0	0	0	0
10/19 BYE WEEK										
10/26	at Carolina	2	1	1	0.0	0	0	0	0	0
11/02	at St. Louis	1	1	0	0.0	0	0	0	0	0
11/10	vs. San Francisco	0	0	0	0.0	0	0	0	0	0
11/16	at Seattle	0	0	0	0.0	0	0	0	0	0
11/23	vs. New York Giants	0	0	0	0.0	0	0	0	0	0
11/27	at Philadelphia	1	0	1	0.0	0	0	0	0	0
12/07	vs. St. Louis	1	1	0	0.0	0	0	0	0	0
12/14	vs. Minnesota	3	3	0	0.0	0	0	0	0	0
12/21	at New England	3	3	0	0.0	0	0	0	1	0
12/28	vs. Seattle	1	1	0	0.0	0	0	1	1	0
2008 totals:		28	23	5	0.0	1	0	1	2	0

01/03	vs. Atlanta	1	0	1	0.0	0	0	0	0	0
01/10	at Carolina	1	1	0	0.0	0	0	1	0	0
01/18	vs. Philadelphia	1	1	0	0.0	0	0	0	0	0
02/01	vs. Pittsburgh	1	1	0	0.0	0	0	0	0	0
Postseason totals:		4	3	1	0.0	0	0	1	0	0

A.J. CANN

60

A.J. CANN

OFFENSIVE LINEMAN

6-3 315 LBS.

SOUTH CAROLINA

BORN OCTOBER 3, 1991

BAMBERG, SOUTH CAROLINA

ACQ: 3RD ROUND OF 2015 DRAFT (67TH)

EXP: 3RD YEAR



TRANSACTIONS

Originally drafted by Jacksonville in third round (67th overall) in 2015 draft

PRO (Games played/started - 36/34)

- Third-year G emerged as a starter in Week 4 of the 2015 season
- Highest drafted player by the Jaguars from the University of South Carolina

2017 (w/ JAX - 5/5)

- **9/10 at HOU:** Started at RG and helped pave the way for the team to rush for 155 yards ... Did not allow a sack
- **9/17 vs. TEN:** Started at RG
- **9/24 vs. BAL:** Started at RG and helped the team rush for 166 yards and did not allow a sack
- **10/1 at NYJ:** Started at RG ... Briefly left the game with a finger injury, but returned to help the team rush for 175 yards
- **10/8 at PIT:** Started at RG and helped the team rush for 231 yards

2016 (w/ JAX - 16/16)

Part of a unit that surrendered 34 sacks, its least amount since 2007

- **9/11 at G.B.:** Started the team's season opener at RG
- **9/18 at S.D.:** Started at RG
- **9/25 vs. BAL:** Started at RG
- **10/2 vs. IND:** Started at RG and helped the team rush for 136 yards
- **10/16 at CHI:** Started at RG
- **10/23 vs. OAK:** Started at RG
- **10/27 at TEN:** Started at RG
- **11/6 at K.C.:** Started at RG, helping the team rush for a season-high 205 yards
- **11/13 vs. HOU:** Started at RG
- **11/20 at DET:** Started at RG in his 25th career game
- **11/27 at BUF:** Started at RG
- **12/4 vs. DEN:** Started at RG and helped the team rush for 154 yards
- **12/11 vs. MIN:** Started at RG
- **12/18 at HOU:** Started at RG
- **12/24 vs. TEN:** Started at RG
- **1/1 at IND:** Started at RG, helping the team rush for 182 yards

2015 (w/ JAX - 15/13)

Rookie offensive lineman started 13 games at RG

- **10/4 at IND:** Made his first career start at RG, helping fellow rookie RB T.J. Yeldon rush for 100+ yards
- **10/25 vs. BUF:** Started at RG, helping RB T.J. Yeldon rush for a season-high 115 yards
- **12/13 vs. IND:** Started at RG, helping the Jaguars rush for a season-high 154 yards

COLLEGE (at South Carolina, 2010-15)

- Four-year starter, starting in 51 games, the second-most in school history (T.J. Johnson, 53)
- Three-time member of the SEC Fall Academic Honor Roll
- In 2014, named first-team All-America by Sporting News, ESPN.com and CBSsportsline.com, was a second-team All-American by Walter Camp, Associated Press and Sports Illustrated, and a third-team selection by College Sports Madness
- Earned first team All-SEC honors by the coaches and ESPN.com and was a second-team pick by the AP
- In 2013, voted a permanent team captain as a junior
- Majored in African American studies

PERSONAL

- Played on both sides of the ball for Head Coach Kevin Crosby at Bamberg-Ehrhardt (S.C.) High School
- Graded out at 96 percent with 60 knockdown blocks as an offensive tackle
- Did not give up a sack
- Given name is Aaron
- Twitter handle is @AJCann50

BARRY CHURCH

42

BARRY CHURCH

SAFETY

6-2 218 LBS.


TOLEDO

BORN FEBRUARY 11, 1988

PITTSBURGH, PENNSYLVANIA

ACQ: UFA (DALLAS) 2017

EXP: 8TH YEAR



TRANSACTIONS

Originally signed with Dallas as an undrafted free agent on 4/30/10 ... Signed a four-year contract extension with the club on 10/26/12 ... Signed by Jacksonville as an unrestricted free agent on 3/10/17

PRO (Games played/started - 95/68, 3/3)

- Elected as a team captain for the Cowboys in 2014 and 2016
- Career totals include 486 tackles, 17 PDs, six INTs and 1.0 sack in 95 career games (68 starts)

2017 (w/ JAX - 5/5)

- **9/10 at HOU:** Started at SS and was tied for second on the team with six tackles (three solo) ... Registered his sixth consecutive game with at least five tackles
- **9/17 vs. TEN:** Started at SS and was tied for second on the team with six solo tackles ... Registered his seventh consecutive game with at least five tackles
- **9/24 vs. BAL:** Started at SS and recorded two solo tackles
- **10/1 at NYJ:** Started at SS and recorded six tackles (five solo), one tackle for a loss and his first career sack
- **10/8 at PIT:** Started at SS and recorded four tackles (two solo), one pass defended and one INT, which he returned 51 yards for a TD

2016 (w/ DAL, 12/12, 1/1)

Started 12 games, but missed four games due to a fractured forearm ... Led the team with two INTs

- **9/18 at WAS:** Recorded five tackles, one pass defended and his fourth career INT
- **12/26 vs. DET:** Registered a season-high 12 tackles (seven solo)
- **1/15 vs. G.B.:** Notched four tackles and 1.0 sack in third postseason appearance

2015 (w/ DAL, 15/15)

Started 15 games, finishing the season on IR with a broken arm ... Finished second on the team with 113 tackles

- **11/15 at T.B.:** Recorded a season-high 11 tackles (nine solo) to finish second on the team
- **12/19 vs. NYJ:** Made his 50th career start and had seven tackles (four solo)

2014 (w/ DAL, 16/16, 2/2)

Elected by his teammates as one of the defensive captains for the season ... Started all 16 games for the second consecutive season ... Led the team in tackles (105) for the second straight year

- **9/14 at TEN:** Registered his second career INT and had six tackles (five solo) and one pass defended
- **11/23 at NYG:** Recorded seven solo tackles, including one for a loss, one pass defended, and returned an INT 45 yards
- **11/27 vs. PHI:** Had a season-high 11 tackles (nine solo) and one pass defended

2013 (w/ DAL, 16/16)

Started all 16 games played for the first time in his career ... Finished with the team-best and career-high 133 tackles (105 solo)

- **9/8 vs. NYG:** Recorded eight tackles (seven solo), his first NFL forced fumble and a fumble recovery, which he returned 27 yards for a TD
- **11/10 at N.O.:** Posted a season-high and team best 14 tackles (nine solo)
- **11/27 vs. OAK:** Registered eight tackles (six solo) to surpass the 100-tackle mark for the season, the first time in his career

2012 (w/ DAL, 3/3)

Earned the starting SS position in training camp, but was placed on IR after three games with an Achilles tendon injury

2011 (w/ DAL, 13/1)

Played in 13 games finishing the season on IR due to a shoulder injury

- **9/18 at WAS:** Recorded four tackles (three solo), including two for a loss
- **12/11 vs. NYG:** Earned his first NFL start and registered two tackles before leaving the game with a shoulder injury

2010 (w/ DAL, 15/0)

Was one of four rookie free agents to make the active roster and played in 15 games seeing time mainly on special teams

- **9/19 vs. CHI:** Made his NFL debut on special teams
- **10/31 vs. JAX:** Registered four tackles (three solo) as a reserve safety

COLLEGE (at Toledo, 2006-09)

- Career totals include 354 tackles, 26 for a loss, nine INTs, 18 passes defended, six forced fumbles and three blocked kicks
- As a senior, was named first-team All-MAC for the fourth time, becoming the first Rocket and the third MAC player to ever achieve that distinction
- Was one-of-12 semifinalists for the Jim Thorpe Award (top defensive back) and selected to play in the East-West Shrine Game

PERSONAL

- Attended Penn Hills (Pittsburgh) High School and named to the *Pittsburgh Tribune-Review's* "Terrific 25" team and second-team all-state Class AAAA at safety as a senior
- As a senior, had 80 tackles, 9.0 sacks and four INTs, as well as 30 catches for 670 yards and four offensive TDs
- He and his wife, Marcia, were married in June 2015
- Twitter handle is @BarryChurch42

REGULAR SEASON CAREER STATISTICS

YEAR	TEAM	GP/GS	TKL	SOLO	ASST	SACKS	FF	FR	PD	INT	TD
2010	DAL	15/0	13	10	3	0.0	1	0	0	0	0
2011	DAL	13/1	20	16	4	0.0	0	0	0	0	0
2012	DAL	3/3	5	3	2	0.0	0	1	0	0	0
2013	DAL	16/16	133	105	28	0.0	3	1	6	1	1
2014	DAL	16/16	93	73	20	0.0	1	1	6	2	0
2015	DAL	15/15	113	75	38	0.0	1	0	0	0	0
2016	DAL	12/12	85	61	24	0.0	1	0	4	2	0
2017	JAX	5/5	24	18	6	1.0	0	0	1	1	1
NFL totals:		7 yrs. 95/68	486	361	125	1.0	7	3	17	6	2

POSTSEASON CAREER STATISTICS

YEAR	TEAM	GP/GS	TKL	SOLO	ASST	SACKS	FF	FR	PD	INT
2014	DAL	2/2	12	10	2	0.0	1	0	0	0
2016	DAL	1/1	4	2	2	1.0	0	0	0	0
Postseason totals:		3/3	16	12	4	1.0	1	0	0	0

CAREER HIGHS

	GAME	SEASON
Tackles:	14 (11/10/13 at NO)	133 (2013)
Interceptions:	1 (six times, last: 10/8/17 at PIT)	2 (2014 & 2016)
Forced fumbles:	1 (seven times, last: 10/16/16 at GB)	3 (2012)
Fumble recoveries:	1 (three times, last: 11/9/14 at JAX)	1 (2012-14)
Passes defended:	3 (9/22/13 vs. STL)	6 (2013 & 2014)

2017 GAME-BY-GAME STATISTICS

DATE	OPP	TKL	SOLO	ASST	ST	SACKS	FF	FR	PD	INT
09/10	at Houston	6	3	3	0	0.0	0	0	0	0
09/17	vs. Tennessee	6	6	0	0	0.0	0	0	0	0
09/24	vs. Baltimore	2	2	0	0	0.0	0	0	0	0
10/01	at New York Jets	6	5	1	0	1.0	0	0	0	0
10/08	at Pittsburgh	4	2	2	0	0.0	0	0	1	1
10/15	vs. LA Rams									
10/22	at Indianapolis									
	BYE WEEK									
11/05	vs. Cincinnati									
11/12	vs. LA Chargers									
11/19	at Cleveland									
11/26	at Arizona									
12/03	vs. Indianapolis									
12/10	vs. Seattle									
12/17	vs. Houston									
12/24	at San Francisco									
12/31	at Tennessee								1	1
2017 totals:		24	18	6	0	1.0	0	0	1	1

BARRY CHURCH



2016 GAME-BY-GAME STATISTICS

DATE	OPP	TKL	SOLO	ASST	ST	SACKS	FF	FR	PD	INT
09/11	vs. New York Giants	7	4	3	0	0.0	0	0	0	0
09/18	at Washington	5	3	2	0	0.0	0	0	1	1
09/25	vs. Chicago	9	6	3	0	0.0	0	0	1	0
10/02	at San Francisco	8	8	0	0	0.0	0	0	0	0
10/09	vs. Cincinnati	8	7	1	0	0.0	0	0	0	0
10/16	at Green Bay	5	4	1	0	0.0	1	0	1	1
10/23	BYE WEEK									
10/30	vs. Philadelphia	3	2	1	0	0.0	0	0	0	0
11/06	at Cleveland				ina					
11/13	at Pittsburgh				ina					
11/20	vs. Baltimore				ina					
11/24	vs. Washington				ina					
12/01	at Minnesota	9	7	2	0	0.0	0	0	0	0
12/11	at New York Giants	8	4	4	0	0.0	0	0	1	0
12/18	vs. Tampa Bay	6	5	1	0	0.0	0	0	0	0
12/26	vs. Detroit	12	7	5	0	0.0	0	0	0	0
01/01	at Philadelphia	5	4	1	0	0.0	0	0	0	0
2016 totals:		85	61	24	0	0.0	1	0	4	2
1/15 vs. Green Bay		4	2	2	0	1.0	0	0	0	0
Postseason totals:		4	2	2	0	1.0	0	0	0	0



2015 GAME-BY-GAME STATISTICS

DATE	OPP	TKL	SOLO	ASST	ST	SACKS	FF	FR	PD	INT
09/13	vs. New York Giants	8	4	4	0	0.0	0	0	0	0
09/20	at Philadelphia	6	4	2	0	0.0	0	0	0	0
09/27	vs. Atlanta	6	4	2	0	0.0	0	0	0	0
10/04	at New Orleans	8	6	2	1	0.0	0	0	0	0
10/11	vs. New England	8	5	3	0	0.0	0	0	0	0
10/18	BYE WEEK									
10/25	at New York Giants	6	4	2	1	0.0	0	0	0	0
11/01	vs. Seattle	9	5	4	1	0.0	0	0	0	0
11/08	vs. Philadelphia	8	4	4	0	0.0	0	0	0	0
11/15	at Tampa Bay	11	9	2	0	0.0	0	0	0	0
11/22	at Miami	4	3	1	0	0.0	0	0	0	0
11/26	vs. Carolina	4	2	2	0	0.0	0	0	0	0
12/07	at Washington	10	7	3	0	0.0	0	0	0	0
12/13	at Green Bay	11	9	2	0	0.0	0	0	0	0
12/19	vs. New York Jets	7	4	3	0	0.0	0	0	0	0
12/27	at Buffalo	7	5	2	0	0.0	1	0	0	0
01/03	vs. Washington				IR					
2015 totals:		113	75	38	3	0.0	1	0	0	0



2014 GAME-BY-GAME STATISTICS

DATE	OPP	TKL	SOLO	ASST	ST	SACKS	FF	FR	PD	INT
09/07	vs. San Francisco	5	2	3	0	0.0	0	0	1	0
09/14	at Tennessee	6	5	1	0	0.0	0	0	1	1
09/21	at St. Louis	5	4	1	0	0.0	0	0	0	0
09/28	vs. New Orleans	6	5	1	0	0.0	0	0	0	0
10/05	vs. Houston	6	6	0	0	0.0	0	0	0	0
10/12	at Seattle	5	2	3	0	0.0	0	0	1	0
10/19	vs. New York Giants	8	6	2	0	0.0	1	0	0	0
10/27	vs. Washington	6	5	1	0	0.0	0	0	0	0
11/02	vs. Arizona	5	4	1	0	0.0	0	0	0	0
11/09	at Jacksonville	2	2	0	0	0.0	0	1	0	0
11/16	BYE WEEK									
11/23	at New York Giants	7	7	0	1	0.0	0	0	1	1
11/27	vs. Philadelphia	11	9	2	0	0.0	0	0	1	0
12/04	at Chicago	4	4	0	1	0.0	0	0	1	0
12/14	at Philadelphia	6	6	0	2	0.0	0	0	0	0
12/21	vs. Indianapolis	3	1	2	0	0.0	0	0	0	0
12/28	vs. Washington	8	5	3	0	0.0	0	0	0	0
2014 totals:		93	73	20	4	0.0	1	1	6	2
01/04 vs. Detroit		4	3	1	0	0.0	1	0	0	0
01/11 at Green Bay		8	7	1	0	0.0	0	0	0	0
Postseason totals:		12	10	2	0	0.0	1	0	0	0



2013 GAME-BY-GAME STATISTICS

DATE	OPP	TKL	SOLO	ASST	ST	SACKS	FF	FR	PD	INT
09/08	vs. New York Giants	8	7	1	0	0.0	1	1	0	0
09/15	at Kansas City	7	7	0	0	0.0	0	0	0	0
09/22	vs. St. Louis	3	3	0	0	0.0	0	0	3	0
09/29	at San Diego	9	8	1	0	0.0	0	0	0	0
10/06	vs. Denver	11	10	1	0	0.0	1	0	1	0
10/13	vs. Washington	9	8	1	0	0.0	0	0	1	0
10/20	at Philadelphia	5	4	1	0	0.0	0	0	1	1
10/27	at Detroit	9	7	2	0	0.0	1	0	0	0
11/03	vs. Minnesota	5	4	1	0	0.0	0	0	0	0
11/10	at New Orleans	14	9	5	0	0.0	0	0	0	0
11/17	BYE WEEK									
11/24	at New York Giants	13	8	5	0	0.0	0	0	0	0
11/28	vs. Oakland	8	6	2	0	0.0	0	0	0	0
12/09	at Chicago	7	6	1	1	0.0	0	0	0	0
12/15	vs. Green Bay	11	8	3	0	0.0	0	0	0	0
12/22	at Washington	7	4	3	0	0.0	0	0	0	0
12/29	vs. Philadelphia	7	6	1	1	0.0	0	0	0	0
2013 totals:		133	105	28	2	0.0	3	1	6	1



2012 GAME-BY-GAME STATISTICS

DATE	OPP	TKL	SOLO	ASST	ST	SACKS	FF	FR	PD	INT
09/05	at New York Giants	1	0	1	1	0.0	0	1	0	0
09/16	at Seattle	1	0	1	0	0.0	0	0	0	0
09/23	vs. Tampa Bay	3	3	0	0	0.0	0	0	0	0
10/01	vs. Chicago				IR					
10/08	BYE WEEK									
10/14	at Baltimore				IR					
10/21	at Carolina				IR					
10/28	vs. New York Giants				IR					
11/04	at Atlanta				IR					
11/11	at Philadelphia				IR					
11/18	vs. Cleveland				IR					
11/22	vs. Washington				IR					
12/02	vs. Philadelphia				IR					
12/09	at Cincinnati				IR					
12/16	vs. Pittsburgh				IR					
12/23	vs. New Orleans				IR					
12/30	at Washington				IR					
2012 totals:		5	3	2	1	0.0	0	1	0	0



2011 GAME-BY-GAME STATISTICS

DATE	OPP	TKL	SOLO	ASST	ST	SACKS	FF	FR	PD	INT
09/11	at New York Jets	2	2	0	1	0.0	0	0	0	0
09/18	at San Francisco	0	0	0	0	0.0	0	0	0	0
09/26	vs. Washington	0	0	0	1	0.0	0	0	0	0
10/02	vs. Detroit	5	4	1	1	0.0	0	0	0	0
10/09	BYE WEEK									
10/16	at New England	1	0	1	1	0.0	0	0	0	0
10/23	vs. St. Louis	0	0	0	0	0.0	0	0	0	0
10/30	at Philadelphia	0	0	0	0	0.0	0	0	0	0
11/06	vs. Seattle	2	2	0	0	0.0	0	0	0	0
11/13	vs. Buffalo	4	3	1	0	0.0	0	0	0	0
11/20	at Washington	4	3	1	0	0.0	0	0	0	0
11/24	vs. Miami	0	0	0	0	0.0	0	0	0	0
12/04	at Arizona	0	0	0	1	0.0	0	0	0	0
12/11	vs. New York Giants	2	2	0	0	0.0	0	0	0	0
12/17	at Tampa Bay				IR					
12/24	vs. Philadelphia				IR					
01/01	at New York Giants				IR					
2011 totals:		20	16	4	5	0.0	0	0	0	0




2010 GAME-BY-GAME STATISTICS

DATE	OPP	TKL	SOLO	ASST	ST	SACKS	FF	FR	PD	INT
09/12	at Washington				ina					
09/19	vs. Chicago	0	0	0	0	0.0	0	0	0	0
09/26	at Houston	1	1	0	0	0.0	0	0	0	0
10/03	BYE WEEK									
10/10	vs. Tennessee	0	0	0	0	0.0	0	0	0	0
10/17	at Minnesota	0	0	0	1	0.0	0	0	0	0
10/25	vs. New York Giants	0	0	0	0	0.0	0	0	0	0
10/31	vs. Jacksonville	4	3	1	0	0.0	0	0	0	0
11/07	at Green Bay	3	2	1	1	0.0	1	0	0	0
11/14	at New York Giants	2	1	1	1	0.0	0	0	0	0
11/21	vs. Detroit	1	1	0	0	0.0	0	0	0	0
11/25	vs. New Orleans	0	0	0	0	0.0	0	0	0	0
12/05	at Indianapolis	0	0	0	0	0.0	0	0	0	0
12/12	vs. Philadelphia	0	0	0	0	0.0	0	0	0	0
12/19	vs. Washington	2	2	0	1	0.0	0	0	0	0
12/25	at Arizona	0	0	0	1	0.0	0	0	0	0
01/02	at Philadelphia	0	0	0	0	0.0	0	0	0	0
2010 totals:		13	10	3	5	0.0	1	0	0	0

KEELAN COLE

84

KEELAN COLE



WIDE RECEIVER

6-1 194 LBS

KENTUCKY WESLEYAN

BORN APRIL 20, 1993

LOUISVILLE, KENTUCKY

ACQ: FREE AGENT 2017

EXP: ROOKIE

TRANSACTIONS

Originally signed as an undrafted free agent on 5/10/17

PRO (Games played/started - 5/1)

• Totaled five receptions for 132 yards (26.4 avg.) with one TD and also returned one punt for 31 yards in the 2017 preseason

2017 (w/ JAX - 5/1)

- **9/10 at HOU:** Saw action at WR and on special teams
- **9/17 vs. TEN:** Recorded his first career reception and finished the game with two receptions for 13 yards
- **9/24 vs. BAL:** Made his first career NFL start at WR and recorded one reception for 13 yards
- **10/1 at NYJ:** Recorded one reception for 10 yards
- **10/8 at PIT:** Recorded one reception for four yards

COLLEGE (at Kentucky Wesleyan, 2013-16)

- Named to the D2football.com All-American First Team, Associated Press Little All-American First Team and the Don Hansen All-American First Team
- Led the nation in kickoffs returned for a TD (two) and ranked second in all-purpose yards (198.1 yards per game) as a senior
- Named Great Midwest Athletic Conference Offensive and Special Teams Player of the Year in 2016
- Led the NCAA in receiving yards (1,577), receiving yards per game (141.5) and receiving TDs (21) as a sophomore in 2014

PERSONAL

- Coached by Tyrann Scroggins at Central (Ky.) High School, where he was a four-year letterwinner and two-year starter at DB, WR and QB

REGULAR SEASON CAREER STATISTICS

YEAR	TEAM	GP/GS	RECs	YDS	AVG.	LG	TD
2017	JAX	5/1	5	40	8.0	13	0
NFL totals: 1 yr.		5/1	5	40	8.0	13	0

2017 GAME-BY-GAME STATISTICS

DATE	OPP	RECs	YDS	AVG.	LG	TD
09/10	at Houston	0	0	0.0	0	0
09/17	vs. Tennessee	2	13	6.5	11	0
09/24	vs. Baltimore	1	13	13.0	13	0
10/01	at New York Jets	1	10	10.0	10	0
10/08	at Pittsburgh	1	4	4.0	4	0
10/15	vs. LA Rams					
10/22	at Indianapolis					
	BYE WEEK					
11/05	vs. Cincinnati					
11/12	vs. LA Chargers					
11/19	at Cleveland					
11/26	at Arizona					
12/03	vs. Indianapolis					
12/10	vs. Seattle					
12/17	vs. Houston					
12/24	at San Francisco					
12/31	at Tennessee					
2017 totals:		5	40	8.0	13	0

Additional Statistics: one special teams tackle

AARON COLVIN

22

AARON COLVIN

CORNERBACK
6-0 193 LBS.
OKLAHOMA
BORN OCTOBER 2, 1991
TULSA, OKLAHOMA
ACQ: 4TH ROUND OF 2014 DRAFT (114TH)
EXP: 4TH YEAR



TRANSACTIONS

Originally drafted by Jacksonville in the fourth round (114th overall) of the 2014 draft ... Placed on injured reserve on 12/23/16

PRO (Games played/started - 37/20)

• Since 2015, his 5.0 sacks are most in the NFL by a CB and tied for the most by a defensive back (K.C.'s **Ron Parker**)
• Began rookie season on reserve/physically unable to perform list after suffering an ACL injury while playing for the Jaguars coaching staff on the South squad at the Senior Bowl in 2014

2017 (w/ JAX - 5/0)

- **9/10 at HOU:** Saw action at CB and recorded one solo tackle
- **9/17 vs. TEN:** Recorded three solo tackles
- **9/24 vs. BAL:** Recorded one solo tackle and one pass defended
- **10/1 at NYJ:** Recorded three tackles (two solo)
- **10/8 at PIT:** Tied for the team lead with 10 tackles (nine solo) and also recorded two tackles for a loss

2016 (w/ JAX - 10/4)

Missed the first four games of the season on the Reserve/Suspended by the Commissioner list

- **10/16 at CHI:** Made his season debut, posting five solo tackles, including one tackle for loss
- **10/23 vs. OAK:** Tallied three solo tackles at CB
- **10/27 at TEN:** Started at LCB and made two tackles (one solo)
- **11/6 at K.C.:** Saw action at CB and made seven tackles (five solo)
- **11/13 vs. HOU:** Saw action at CB and registered a seven-yard sack
- **11/20 at DET:** Started at CB and recorded two solo tackles before exiting the game with a concussion
- **11/27 at BUF:** Saw action at CB and on special teams
- **12/4 vs. DEN:** Saw action at CB and made one solo tackle
- **12/11 vs. MIN:** Started at CB and made one tackle
- **12/18 at HOU:** Started at CB before exiting the game with an ankle injury

2015 (w/ JAX - 16/15)

Started in 15 of 16 games at RCB, totaling 73 tackles (60 solo), seven passes defended, six tackles for loss and 4.0 sacks ... His 4.0 sacks are the most by an NFL DB since **Roman Harper's** 7.5 sacks in 2011 and the most by a Jaguars DB since **Aaron Beasley's** 5.0 sacks in 2000 (Colvin's 4.0 sacks are the second-most by a Jaguars DB in franchise history)

- **9/20 vs. MIA:** Made six tackles (five solo)
- **10/4 at IND:** Started at RCB, recording six tackles (five solo), including two tackles for loss, and his first career sack
- **10/11 at T.B.:** Started at RCB, tallying five tackles (five solo) and one sack
- **10/25 vs. BUF:** Made six tackles (six solo), including a sack-fumble that DE **Chris Clemons** returned for a TD ... Recorded the game-clinching PBU with 57 seconds remaining in the game to force a turnover on downs
- **11/8 at NYJ:** Made a season-high eight tackles (four solo), including one tackle for loss
- **11/19 vs. TEN:** Started at RCB, making seven tackles (seven solo), three passes defended and one sack
- **12/27 at N.O.:** Started at RCB and made a season-high nine tackles (five solo)

2014 (w/ JAX - 6/1)

Saw action in six games as a rookie and totaled 25 tackles (21 solo), two passes defended, two QB hits and one fumble recovery ... Placed on the reserve/physically unable to perform list on Aug. 26 and was activated to 53-man roster on Nov. 11

- **11/23 at IND:** Made NFL debut and saw action at CB and on special teams ... Finished with one solo tackle
- **11/30 vs. NYG:** Saw extensive action at CB ... Scored a TD on a 41-yard fumble return in the fourth quarter, his first career score ... It marked the fifth-longest fumble recovery for a touchdown in team history and longest since 2007 (77 yards, Daryl Smith, Oct. 14 vs. Houston)
- **12/7 vs. HOU:** Registered five tackles (four solo) and added one special teams tackle
- **12/18 vs. TEN:** Posted a career-high seven solo tackles and one pass defended

COLLEGE (at Oklahoma, 2010-13)

- Four-year letterman
- Appeared in 50 games with 36 starts
- Career totals include 234 tackles (170 solo), 15 tackles for a loss, 3.5 sacks, five INTs, one forced fumble, three fumble recoveries and 23 passes defended
- Started 35 of his last 36 games
- Named a semifinalist for the Thorpe Award as a senior, given to the top defensive back in college football
- Was All-Big 12 first-team selection by coaches, AP and the San Antonio Express-News
- Majored in communications

PERSONAL

- Attended Owasso (Okla.) High School
- Son of Bryant and Lisa Colvin
- Twitter handle is @AColvin_22

REGULAR SEASON CAREER STATISTICS										
YEAR	TEAM	GP/GS	TKL	SOLO	ASST	SACKS	FF	FR	PD	INT
2014	JAX	6/1	25	21	4	0.0	0	1	2	0
2015	JAX	16/15	73	60	13	4.0	1	0	7	0
2016	JAX	10/4	22	18	4	1.0	0	0	0	0
2017	JAX	5/0	18	16	2	0.0	0	0	1	0
NFL totals: 3 yrs.		37/20	139	116	23	5.0	1	1	10	0

CAREER HIGHS		
	GAME	SEASON
Tackles:	10 (10/9/17 at PIT)	73 (2015)
Sacks:	1.0 (five times, last: 11/13/16 vs. HOU)	4.0 (2016)
Passes defended:	3 (11/19/15 vs. TEN)	7 (2015)
Forced fumbles:	1 (10/25/15 vs. BUF)	1 (2015)
Fumble recoveries:	1 (11/30/14 vs. NYG)	1 (2014)

2017 GAME-BY-GAME STATISTICS										
DATE	OPP	TKL	SOLO	ASST	SACKS	FF	FR	PD	INT	
09/10	at Houston	1	1	0	0.0	0	0	0	0	
09/17	vs. Tennessee	3	3	0	0.0	0	0	0	0	
09/24	vs. Baltimore	1	1	0	0.0	0	0	1	0	
10/01	at New York Jets	3	2	1	0.0	0	0	0	0	
10/08	at Pittsburgh	10	9	1	0.0	0	0	0	0	
10/15	vs. LA Rams									
10/22	at Indianapolis									
	BYE WEEK									
11/05	vs. Cincinnati									
11/12	vs. LA Chargers									
11/19	at Cleveland									
11/26	at Arizona									
12/03	vs. Indianapolis									
12/10	vs. Seattle									
12/17	vs. Houston									
12/24	at San Francisco									
12/31	at Tennessee									
2017 totals:		18	16	2	0.0	0	0	1	0	0

2016 GAME-BY-GAME STATISTICS										
DATE	OPP	TKL	SOLO	ASST	SACKS	FF	FR	PD	INT	
09/11	vs. Green Bay				--					
09/18	at San Diego				--					
09/25	vs. Baltimore				--					
10/02	vs. Indianapolis				--					
	BYE WEEK									
10/16	at Chicago	5	5	0	0.0	0	0	0	0	
10/23	vs. Oakland	3	3	0	0.0	0	0	0	0	
10/27	at Tennessee	2	1	1	0.0	0	0	0	0	
11/06	Kansas City	7	5	2	0.0	0	0	0	0	
11/13	vs. Houston	1	1	0	1.0	0	0	0	0	
11/20	at Detroit	2	2	0	0.0	0	0	0	0	
11/27	at Buffalo	0	0	0	0.0	0	0	0	0	
12/04	vs. Denver	1	1	0	0.0	0	0	0	0	
12/11	vs. Minnesota	1	0	1	0.0	0	0	0	0	
12/18	at Houston	0	0	0	0.0	0	0	0	0	
12/24	vs. Tennessee				IR					
01/01	at Indianapolis				IR					
2016 totals:		22	18	4	1.0	0	0	0	0	0

AARON COLVIN



2015 GAME-BY-GAME STATISTICS

DATE	OPP	TKL	SOLO	ASST	SACKS	FF	FR	PD	INT
09/13	vs. Carolina	2	1	1	0.0	0	0	0	0
09/20	vs. Miami	6	5	1	0.0	0	0	0	0
09/27	at New England	2	2	0	0.0	0	0	0	0
10/04	at Indianapolis	6	5	1	1.0	0	0	0	0
10/11	at Tampa Bay	6	5	1	1.0	0	0	0	0
10/18	vs. Houston	4	4	0	0.0	0	0	0	0
10/25	vs. Buffalo	6	6	0	1.0	1	0	1	0
BYE WEEK									
11/08	at N.Y. Jets	8	4	4	0.0	0	0	0	0
11/15	at Baltimore	4	3	1	0.0	0	0	0	0
11/19	vs. Tennessee	7	7	0	1.0	0	0	3	0
11/29	vs. San Diego	3	3	0	0.0	0	0	1	0
12/06	at Tennessee	0	0	0	0.0	0	0	1	0
12/13	vs. Indianapolis	2	2	0	0.0	0	0	0	0
12/20	vs. Atlanta	3	3	0	0.0	0	0	0	0
12/27	at New Orleans	9	5	4	0.0	0	0	0	0
01/03	at Houston	5	4	1	0.0	0	0	1	0
2015 totals:		73	60	13	4.0	1	0	7	0



2014 GAME-BY-GAME STATISTICS

DATE	OPP	TKL	SOLO	ASST	SACKS	FF	FR	PD	INT
09/07	at Philadelphia				PUP				
09/14	at Washington				PUP				
09/21	vs. Indianapolis				PUP				
09/28	at San Diego				PUP				
10/05	vs. Pittsburgh				PUP				
10/12	at Tennessee				PUP				
10/19	vs. Cleveland				PUP				
10/26	vs. Miami				PUP				
11/02	at Cincinnati				PUP				
11/09	vs. Dallas				PUP				
BYE WEEK									
11/23	at Indianapolis	1	1	0	0.0	0	0	0	0
11/30	vs. N.Y. Giants	4	3	1	0.0	0	1	1	0
12/07	vs. Houston	5	4	1	0.0	0	0	0	0
12/14	at Baltimore	4	3	1	0.0	0	0	0	0
12/18	vs. Tennessee	7	7	0	0.0	0	0	1	0
12/28	at Houston	4	3	1	0.0	0	0	0	0
2014 totals:		25	21	4	0.0	0	1	2	0

SHELDON DAY

92

SHELDON DAY



DEFENSIVE TACKLE

6-1 294 LBS.

NOTRE DAME

BORN JULY 1, 1994

INDIANAPOLIS, INDIANA

ACQ: 4TH ROUND OF 2016 DRAFT (103RD)

EXP: 2ND YEAR

TRANSACTIONS

- Originally drafted by Jacksonville in the fourth round (103rd overall) of the 2016 NFL Draft

PRO (Games played/started - 20/0)

Rookie DT who made his rookie debut in the team's season opener in 2016

2017 (w/ JAX - 4/0)

- 9/10 at HOU: Saw action at DT and assisted on one tackle
- 9/17 vs. TEN: Inactive
- 9/24 vs. BAL: Saw action at DT
- 10/1 at NYJ: Assisted on one tackle
- 10/8 at PIT: Saw action at DT and on special teams

2016 (w/ JAX - 16/0)

- 9/11 vs. G.B.: Made his Jaguars debut and played seven snaps at DT and one on special teams
- 9/18 at S.D.: Saw action at DT and made one solo tackle for loss
- 9/25 vs. BAL: Saw action at DT, making his first career tackle, and on special teams
- 10/2 vs. IND: Played 17 snaps at DT and had one tackle for loss
- 10/16 at CHI: Saw action at DT and on special teams
- 10/23 vs. OAK: Saw action at DT and on special teams
- 10/27 at TEN: Saw action at DT and recorded one tackle for loss
- 11/6 at K.C.: Saw action at DT
- 11/13 vs. HOU: Saw action at DT and on special teams
- 11/20 at DET: Saw action at DT and on special teams
- 11/27 at BUF: Saw action at DT and on special teams
- 12/4 vs. DEN: Saw action at DT and on special teams
- 12/11 vs. MIN: Saw action at DT and made one tackle
- 12/18 at HOU: Saw action at DT and made one solo tackle
- 12/24 vs. TEN: Saw action at DT and made his first career sack on QB Marcus Mariota
- 1/1 at IND: Saw action at DT and assisted on one tackle

COLLEGE (at Notre Dame, 2012-15)

As a senior, named season-long captain at the end of camp ... Registered 45 tackles (33 solo), 15.5 tackles for loss, 4.0 sacks, four passes defensed and two forced fumbles ... His 15.5 tackles for loss were the most by a Notre Dame player since **Derek Landri** in 2006 ... Recorded at least one tackle for loss in 11 of the team's 13 games ... As a junior, registered 40 tackles (24 solo), 7.5 tackles for loss, one sack, nine quarterback hurries, two passes defensed and two fumble recoveries ... Played in all 13 games as a true freshman

PERSONAL

- Son of David Day and Carol Boyd
- Attended Warren Central (Indianapolis) High School
- Second-team selection on SI.com High School All-America team
- Ranked the sixth-best defensive tackle in the country and the 50th-best player in his class by Scout.com
- Runner-up for 2011 Indiana Mr. Football award as chosen by the Indiana Football Coaches Association
- Made 55 tackles, 12 for loss, nine sacks, 12 quarterback pressures and two fumble recoveries as a senior

REGULAR SEASON CAREER STATISTICS

YEAR	TEAM	GP/GS	TKL	SOLO	ASST	ST	SACKS	FF	FR	PD	TFL
2016	JAX	16/0	8	6	2	0	1.0	0	0	0	2
2017	JAX	4/0	2	0	2	0	0.0	0	0	0	0
NFL totals: 2 yr.		20/0	10	6	4	0	1.0	0	0	0	2

2017 GAME-BY-GAME STATISTICS

DATE	OPP	TKL	SOLO	ASST	ST	SACKS	FF	FR	PD	TFL
09/10	at Houston	1	0	1	0	0.0	0	0	0	0
09/17	vs. Tennessee				Inactive					
09/24	vs. Baltimore	0	0	0	0	0.0	0	0	0	0
10/01	at New York Jets	1	0	1	0	0.0	0	0	0	0
10/08	at Pittsburgh	0	0	0	0	0.0	0	0	0	0
10/15	vs. LA Rams									
10/22	at Indianapolis									
	BYE WEEK									
11/05	vs. Cincinnati									
11/12	vs. LA Chargers									
11/19	at Cleveland									
11/26	at Arizona									
12/03	vs. Indianapolis									
12/10	vs. Seattle									
12/17	vs. Houston									
12/24	at San Francisco									
12/31	at Tennessee									
2017 totals:		2	0	2	0	0.0	0	0	0	0


2016 GAME-BY-GAME STATISTICS

DATE	OPP	TKL	SOLO	ASST	ST	SACKS	FF	FR	PD	TFL
09/11	vs. Green Bay	0	0	0	0	0.0	0	0	0	0
09/18	at San Diego	1	1	0	0	0.0	0	0	0	1
09/25	vs. Baltimore	1	1	0	0	0.0	0	0	0	0
10/02	vs. Indianapolis	1	1	0	0	0.0	0	0	0	1
	BYE WEEK									
10/16	at Chicago	0	0	0	0	0.0	0	0	0	0
10/23	vs. Oakland	0	0	0	0	0.0	0	0	0	0
10/27	at Tennessee	1	1	0	0	0.0	0	0	0	1
11/06	at Kansas City	0	0	0	0	0.0	0	0	0	0
11/13	vs. Houston	0	0	0	0	0.0	0	0	0	0
11/20	at Detroit	0	0	0	0	0.0	0	0	0	0
11/27	at Buffalo	0	0	0	0	0.0	0	0	0	0
12/04	vs. Denver	0	0	0	0	0.0	0	0	0	0
12/11	vs. Minnesota	1	0	1	0	0.0	0	0	0	0
12/18	at Houston	1	1	0	0	0.0	0	0	0	0
12/24	vs. Tennessee	1	1	0	0	1.0	0	0	0	1
01/01	at Indianapolis	1	0	1	0	0.0	0	0	0	0
2016 totals:		8	6	2	0	1.0	0	0	0	4

LEONARD FOURNETTE

27 LEONARD FOURNETTE

RUNNING BACK
6-0 228 LBS.
LOUISIANA STATE
BORN JANUARY 18, 1995
NEW ORLEANS, LOUISIANA
ACQ: FIRST ROUND OF 2017 DRAFT (4TH)
EXP: ROOKIE



TRANSACTIONS

Drafted by Jacksonville in the first round (fourth overall) in the 2017 draft

PRO (Games played/started - 5/5)

- Became the first player in Jaguars history to rush for at least 100 yards in his NFL debut and also became the eighth player in NFL history to register at least 100 rushing yards, one-plus rushing TD and three-plus receptions in their NFL debut
- First player in franchise history to score a scrimmage TD in each of his first five career games and fifth all-time in NFL history
- At 22 years and 263 days old, Fournette is the youngest player in NFL history with a rushing TD of at least 90 yards (10/8 at PIT)

2017 (w/ JAX - 5/5)

- **9/10 at HOU:** Started at RB and made his NFL debut ... Rushed 26 times for 100 yards and one TD and tied for the team lead with three receptions for 24 yards ... Became the first player in Jaguars history to rush for at least 100 yards in his NFL debut and also became the eighth player in NFL history to register at least 100 rushing yards, one-plus rushing TD and three-plus receptions in their NFL debut
- **9/17 vs. TEN:** Rushed 14 times for 40 yards and one TD, while adding two receptions for 21 yards
- **9/24 vs. BAL:** Rushed 17 times for 59 yards and one TD and recorded three receptions for 21 yards
- **10/1 at NYJ:** Totaled 145 yards from scrimmage with a team-high 86 yards rushing on 24 carries and led the team with 59 yards receiving on four receptions, including his first career TD reception
- **10/8 at PIT:** Rushed 28 times for 181 yards and two TDs, including a long TD run of 90 yards, which is the longest regular-season rush in franchise history ... Also recorded one reception for three yards

COLLEGE (at LSU, 2014-16)

- Set or tied 23 school records during his career (eight single-season, five single-game, seven bowl and three career)
- Finished career ranked fourth in LSU history with 3,830 rushing yards in only 32 games
- Ranks second in school history in all-purpose yards per game (155.7), third in overall TDs (42), fourth in rushing TDs (40) and all-purpose yards (4,981) and seventh in scoring (252)
- Holds LSU career records for yards per play (6.2), rushing yards per game (119.7), 200-yard rushing games (five) and consecutive 100-yard rushing games (nine)
- Cracked the 100-yard mark 19 of his 32 games played and went over 200 yards a school-record five times
- Fastest player in LSU history to reach 2,000 and 3,000 yards
- Only player in school history to rush for 1,000 yards in each of his first two seasons

2016 (Junior)

Limited for most of the season due to an ankle injury suffered in training camp ... Rushed for 100 or more yards in the first four games that he played ... Earned Second-Team All-SEC honors from the league's coaches and the Associated Press

- **9/3 vs. Wisconsin:** Opened the season with 138 yards
- **9/17 vs. Mississippi State:** Tallied 147 rushing yards and two TDs
- **10/22 vs. Mississippi:** Set the single-season school record with 284 yards and three TDs on 16 carries ... His 17.8 yards per carry mark set a single-game school record
- **11/12 at Arkansas:** Posted three rushing TDs

2015 (Sophomore)

Consensus first-team All-American ... Led the SEC and nation in rushing with 162.8 yards per game ... Finished the season with 1,953 rushing yards and 22 TDs - both single-season school records ... Tied the school record with 10 games of at least 100 rushing yards and set LSU mark with four 200-yard games ... Became the fastest player in LSU history to reach 1,000 rushing yards in a season (five games), becoming only the 10th player in FBS history to achieve the feat in the fifth game of the season ... Tallied 834 rushing yards in the first four games, the most in LSU history and the most by an FBS player through four games since at least 2000 ... Led SEC and ranked among the top five in the nation in all-purpose yards (183.8 yards per game) and tied for first in the league in scoring with 11.5 points per contest

- **9/12 at Mississippi State:** Posted then-career highs with 28 carries, 159 rushing yards and three rushing TDs

- **9/19 vs. Auburn:** Rushed for 228 yards and tied a career high with three TDs on 19 carries
- **9/26 at Syracuse:** Set a career high with 244 rushing yards, the most by an LSU player on the road and third-most overall, and registered three TDs
- **10/3 vs. Eastern Michigan:** Tallied 233 rushing yards and three TDs, becoming the first player in SEC history to rush for 200-plus yards in three consecutive games
- **10/10 vs. South Carolina:** Posted 20 rushes for 158 yards (7.9 avg.), including an 87-yard TD
- **12/29 vs. Texas Tech:** Capped season with an NCAA bowl record-tying five TDs (four rushing, one receiving) to go along with 212 rushing yards

2014 (Freshman)

Set a school freshman rushing record with 1,034 yards ... Led the SEC in all-purpose yards per game (137.4) ... Ranked sixth in the SEC in rushing with 79.5 per game and was fourth in kickoff returns with a 26.0 average ... Posted five 100-yard rushing games ... In the six games he started, rushed for 100 yards or more four times and averaged 98.5 yards and one TD in each of those contests

- **10/11 at Florida:** Posted 140 rushing yards, the most by an LSU true freshman RB since 2003, and two TDs

HIGH SCHOOL

- A four-year starting running back at St. Augustine (La.)
- Listed as the No. 1 overall prospect by ESPN.com and Scout.com
- Named the USA Today National Offensive Player of the Year and a member of the All-USA First Team
- Selected to the Parade All-America first team
- Awarded the 2013 and 2014 Louisiana Gatorade Player of the Year awards, the first player in the state to win it twice
- Finished his high school career with 7,619 rushing yards and 88 rushing TDs

PERSONAL

- Parents are Leonard and Lory Fournette
- Brother, Lanard, is a member of the LSU football team
- Has a daughter, Lyric, and one son, Leonard IV

REGULAR SEASON CAREER STATISTICS												
YEAR	TEAM	RUSHING					RECEIVING					
		GP/GS	NO	YDS	AVG	LG	TD	NO	YDS	AVG	LG	TD
2017	JAX	5/5	109	466	4.3	90t	5	13	128	9.8	28	1
Career totals: 1 yr.		5/5	109	466	4.3	90t	5	13	128	9.8	28	1

2017 GAME-BY-GAME STATISTICS											
DATE	GAME	RUSHING					RECEIVING				
		NO	YDS	AVG	LG	TD	NO	YDS	AVG	LG	TD
09/10	at Houston	26	100	3.8	17	1	3	24	8.0	12	0
09/17	vs. Tennessee	14	40	2.9	7	1	2	21	10.5	11	0
09/24	vs. Baltimore	17	59	3.5	15	1	3	21	7.0	10	0
10/01	at New York Jets	24	86	3.6	11	0	4	59	14.8	28	1
10/08	at Pittsburgh	28	181	6.5	90t	2	1	3	3.0	3	0
10/15	vs. LA Rams										
10/22	at Indianapolis										
	BYE WEEK										
11/05	vs. Cincinnati										
11/12	vs. LA Chargers										
11/19	at Cleveland										
11/26	at Arizona										
12/03	vs. Indianapolis										
12/10	vs. Seattle										
12/17	vs. Houston										
12/24	at San Francisco										
12/31	at Tennessee										
2017 totals:		109	466	4.3	90t	5	13	128	9.8	28	1

DANTE FOWLER JR.

56 DANTE FOWLER JR.

DEFENSIVE END
6-3 255 LBS
FLORIDA
BORN AUGUST 3, 1994
ST. PETERSBURG, FLORIDA
ACQ: 1ST ROUND OF 2015 DRAFT (3RD)
EXP: 3RD YEAR



TRANSACTIONS

Originally drafted by Jacksonville in the first round (third overall) of the 2015 draft ... Placed on injured reserve on 8/29/15

PRO (Games played/started - 21/1)

- First defensive player selected in the 2015 NFL Draft
- Second-highest defensive player drafted in Jaguars history (LB **Kevin Hardy** was selected 2nd overall in 1996)
- Joined RB **Fred Taylor** (9th, 1998), S **Reggie Nelson** (21st, 2007) and DE **Derrick Harvey** (8th, 2008) as the only players in franchise history to be drafted out of the University of Florida in the first round
- Joins Harvey as the only DEs selected in the first round in franchise history
- Ninth player selected by the Jaguars from the University of Florida, the most of any college/university in franchise history
- Became third Florida DE in last three years to be drafted in first round

2017 (w/ JAX - 5/0)

- **9/10 at HOU:** Saw action at DE and recorded three solo tackles, one tackle for a loss, one sack, one forced fumble and returned one fumble 53 yards for a score
- **9/17 vs. TEN:** Saw action at DE
- **9/24 vs. BAL:** Recorded two solo tackles, one sack and one tackle for a loss
- **10/1 at NYJ:** Recorded three solo tackles, one sack, one tackle for a loss and one forced fumble
- **10/8 at PIT:** Recorded one solo tackle, one sack and one tackle for a loss

2016 (w/ JAX - 16/1)

Made his NFL debut in the team's season opener

- **9/11 vs. G.B.:** Started at LEO and made three tackles (two solo) and one tackle for loss
- **9/18 at S.D.:** Recorded a career-high six tackles (five solo), including 2.0 sacks
- **9/25 vs. BAL:** Saw action at LEO and made one solo tackle and recorded his first career pass defended
- **10/2 vs. IND:** Saw action at LEO and made two solo tackles ... Posted two QB hurries, one of which resulted in **Yannick Ngakoue's** first-quarter INT after he tipped QB **Andrew Luck's** attempt
- **10/16 at CHI:** Saw action at LEO and made one solo tackle
- **10/23 vs. OAK:** Tallied two solo tackles at LEO
- **10/27 at TEN:** Saw action at LEO and totaled two tackles
- **11/6 at K.C.:** Saw action at LEO, making four tackles (one solo) and was credited with 0.5 sack
- **11/13 vs. HOU:** Saw action at LEO and made one solo tackle
- **11/20 at DET:** Saw action at LEO and made one solo tackle for loss
- **11/27 at BUF:** Saw action at LEO and made one tackle
- **12/4 vs. DEN:** Saw action at LEO and made four solo tackles, including one tackle for loss
- **12/11 vs. MIN:** Saw action at LEO and made one solo tackle
- **12/18 at HOU:** Saw action at LEO before exiting the game with a hip pointer
- **12/24 vs. TEN:** Tallied two solo tackles, along with 1.0 sack, two passes defended and three QB hits
- **1/1 at IND:** Saw action at LEO and assisted on one tackle, recorded 0.5 sack, one pass defended and two QB hits

2015 (w/ JAX - IR)

- Suffered a torn ACL on May 18, 2015 in Jaguars rookie mini-camp and was placed on IR on August 29, 2015

COLLEGE (at Florida, 2012-14)

- Declared for the NFL Draft following his junior season
- Played in 37 games with 25 starts
- Career totals included 140 tackles (73 solo), 34 tackles for loss, 14.5 sacks, five forced fumbles, two fumble recoveries and two passes defended
- Started the final 24 games of his career
- Served as a team captain his junior season and two games as a sophomore

PERSONAL

- Attended Lakewood Senior (St. Petersburg, Fla.) High School, where he played for Head Coach Cory Moore
- A five-star prospect ranked as the No. 3 weakside defensive side and No. 28 recruit overall by Rivals.com

- Ranked in the Rivals100 national list (No. 28), as well as the ESPN 150 national list (No. 71)
- Named an Honorable Mention All-American by Sports Illustrated
- Also competed as a shot putter, recording a top-throw of 14.32 meters
- Son of Lanora and Dante Fowler Sr.
- Has one son, Dante Fowler III, who is three years old
- Has two younger brothers, Donterio and Cam'Ron
- Twitter handle is @DanteFowler



REGULAR SEASON CAREER STATISTICS

YEAR	TEAM	GP/GS	TKL	SOLO	ASST	ST	SACKS	FF	FR	PD	TFL
2015	JAX					IR					
2016	JAX	16/1	32	23	9	0	4.0	0	0	5	6
2017	JAX	5/0	9	9	0	0	4.0	2	1	0	4
NFL totals:		3 yrs. 21/1	41	32	9	0	8.0	2	1	5	10



CAREER HIGHS

	GAME	SEASON
Tackles:	6 (9/18/16 at SD)	32 (2016)
Sacks:	2.0 (9/18/16 at SD)	4.0 (2016 & 2017)
Forced fumbles:	1 (twice; last: 10/1/17 at NYJ)	2 (2017)
Fumble recoveries:	1 (9/10/17 at HOU)	1 (2017)



2017 GAME-BY-GAME STATISTICS

DATE	OPP	TKL	SOLO	ASST	ST	SACKS	FF	FR	PD	TFL
09/10	at Houston	3	3	0	0	1.0	1	1	0	1
09/17	vs. Tennessee	0	0	0	0	0.0	0	0	0	0
09/24	vs. Baltimore	2	2	0	0	1.0	0	0	0	1
10/01	at New York Jets	3	3	0	0	1.0	1	0	0	1
10/08	at Pittsburgh	1	1	0	0	1.0	0	0	0	1
10/15	vs. LA Rams									
10/22	at Indianapolis									
	BYE WEEK									
11/05	vs. Cincinnati									
11/12	vs. LA Chargers									
11/19	at Cleveland									
11/26	at Arizona									
12/03	vs. Indianapolis									
12/10	vs. Seattle									
12/17	vs. Houston									
12/24	at San Francisco									
12/31	at Tennessee									
2017 totals:		9	9	0	0	4.0	2	1	0	4



2016 GAME-BY-GAME STATISTICS

DATE	OPP	TKL	SOLO	ASST	ST	SACKS	FF	FR	PD	TFL
09/11	vs. Green Bay	3	2	1	0	0.0	0	0	0	1
09/18	at San Diego	6	5	1	0	2.0	0	0	0	2
09/25	vs. Baltimore	1	1	0	0	0.0	0	0	1	0
10/02	vs. Indianapolis	2	2	0	0	0.0	0	0	1	0
	BYE WEEK									
10/16	at Chicago	1	1	0	0	0.0	0	0	0	0
10/23	vs. Oakland	2	2	0	0	0.0	0	0	0	0
10/27	at Tennessee	2	0	2	0	0.0	0	0	0	0
11/06	at Kansas City	4	1	3	0	0.5	0	0	0	0
11/13	vs. Houston	1	1	0	0	0.0	0	0	0	0
11/20	at Detroit	1	1	0	0	0.0	0	0	0	1
11/27	at Buffalo	1	0	1	0	0.0	0	0	0	0
12/04	vs. Denver	4	4	0	0	0.0	0	0	0	1
12/11	vs. Minnesota	1	1	0	0	0.0	0	0	0	0
12/18	at Houston	0	0	0	0	0.0	0	0	0	0
12/24	vs. Tennessee	2	2	0	0	1.0	0	0	2	1
01/01	at Indianapolis	1	0	1	0	0.5	0	0	1	0
2016 totals:		32	23	9	0	4.0	0	0	5	6

TASHAUN GIPSON

39

TASHAUN GIPSON



DEFENSIVE BACK

5-11 212 LBS.

WYOMING

BORN AUGUST 7, 1990

DALLAS, TEXAS

ACQ: UFA (CLEVELAND) 2016

EXP: 6TH YEAR



TRANSACTIONS

Originally signed by Cleveland as an undrafted free agent on 5/9/12 ... Signed by Jacksonville as an unrestricted free agent on 3/10/16

PRO (Games played/started - 71/63)

- Earned first career Pro Bowl selection in 2014 after finishing second in NFL with six interceptions
- One of 10 players to register 15 or more INTs since 2012, joining CB **Richard Sherman**, DB **Glover Quin**, CB **Patrick Peterson**, S **Reggie Nelson**, CB **Aqib Talib**, CB **Brent Grimes**, CB **Earl Thomas**, CB **Casey Hayward** and CB **Trumaine Johnson**
- Ranks tied for third in the NFL among safeties with 18 interceptions

2017 (w/ JAX - 5/5)

- **9/10 at HOU:** Started at FS and finished tied for second on the team with six tackles (four solo), two passes defended and one interception, which he returned 67 yards
- **9/17 vs. TEN:** Started at FS and recorded two tackles (one solo)
- **9/24 vs. BAL:** Started at FS and recorded three solo tackles
- **10/1 at NYJ:** Started at FS and recorded seven solo tackles and one pass defended
- **10/8 at PIT:** Started at FS and recorded six tackles (five solo), two passes defended and two INTs, which ties a career high

2016 (w/ JAX - 16/16)

Made his Jaguars debut during the team's season opener

- **9/11 vs. G.B.:** Started at FS and made three solo tackles
- **9/18 at S.D.:** Started at FS and made three solo tackles
- **9/25 vs. BAL:** Registered his first INT with the Jaguars during the fourth quarter ... Also recorded three solo tackles
- **10/2 vs. IND:** Started at FS and made one solo tackle
- **10/16 at CHI:** Started at FS and made three solo tackles
- **10/23 vs. OAK:** Started at FS and made two solo tackles
- **10/27 at TEN:** Started at FS and made three tackles (two solo)
- **11/6 at K.C.:** Started at FS
- **11/13 vs. HOU:** Started at FS and tallied two solo tackles
- **11/20 at DET:** Started at FS and made one solo tackle
- **11/27 at BUF:** Started at FS and made two solo tackles
- **12/4 vs. DEN:** Started at FS and made two tackles (one solo)
- **12/11 vs. MIN:** Started at FS and made a season-high four solo tackles
- **12/18 at HOU:** Started at FS and made four tackles (three solo)
- **12/24 vs. TEN:** Started at FS and made two solo tackles and one pass defended
- **1/1 at IND:** Started at FS and recorded a season-high six tackles (two solo)

2015 (w/ CLE - 13/13, 0/0)

Started 13 games, marking the third consecutive season in which he made 10-plus starts for the Browns ... Finished with 60 tackles (42 solo), two interceptions and two passes defended ... Tackle total was his highest since registering 105 stops in 2013 ... Has recorded an interception in all four NFL seasons, including two-plus interceptions in three straight years

- **9/13 at NYJ:** Totaled five tackles (three solo) and his first interception of the season, which came against Jets QB **Ryan Fitzpatrick** in the second quarter
- **9/20 vs. TEN:** Had eight tackles (five solo), his second-highest total in 2015
- **11/1 vs. ARI:** Produced one solo (tackle) and intercepted Cardinals QB **Carson Palmer** in the third quarter
- **12/20 at SEA:** Tallied a season-high nine tackles (five solo)

2014 (w/ CLE - 11/11, 0/0)

Selected to first Pro Bowl ... Started all 11 games at free safety and added 52 tackles, eight passes defended, six interceptions, one forced fumble and one interception-return TD ... Finished second in the NFL with career-high six interceptions, despite missing final five games ... Interception total led the team and were the most by a Browns player since 2010 ... Became the first player to lead the Browns in interceptions in consecutive years since **Earl Little** from 2002-03 ... Helped Cleveland finish first in the NFL in opponent passer rating (74.1) and passes defended (99)

- **9/14 vs. N.O.:** During 26-24 victory, registered eight tackles and one interception, returning it for a career-long 62-yard TD
- **10/19 at JAX:** Earned second career multiple-interception game, picking off Jaguars QB **Blake Bortles** twice

- **10/26 vs. OAK:** After Raiders shifted out of initial FG formation picked off Raiders QB **Matt Schaub** and returned it 35 yards
- **11/2 vs. T.B.:** Picked off Buccaneers QB **Mike Glennon** in end zone to thwart Tampa Bay scoring threat
- **11/6 at CIN:** In 24-3 primetime win, recorded three tackles, one pass defended and one forced fumble ... Member of Browns defense that limited Bengals to 79 net passing yards, second fewest by an NFL team in 2014
- **11/23 at ATL:** Sustained knee injury in fourth quarter and was placed on injured reserve on 12/20

2013 (w/ CLE - 16/15, 0/0)

Started 15 of 16 games at free safety ... Totaled 105 tackles, five interceptions, his first career interception-return TD and 14 passes defended

- **9/8 vs. MIA:** Intercepted Dolphins QB **Ryan Tannehill** and returned it 29 yards
- **10/13 vs. DET:** Intercepted Lions QB **Matthew Stafford** in end zone, returning it 35 yards ... Added eight tackles
- **10/20 at G.B.:** Amassed a career-high 11 tackles and added one pass defended
- **12/15 vs. CHI:** Registered first multiple-interception game (two) and first interception-return TD ... In second quarter, grabbed his second interception of the game, returning it 44 yards

2012 (w/ CLE - 10/3, 0/0)

Appeared in 10 contests, with three starts ... Registered 29 tackles, one interception and one pass defended ... Also accounted for four stops on special teams

- **12/9 vs. K.C.:** Recorded his first career interception

COLLEGE (at Wyoming, 2008-11)

- Four-year starter at the University of Wyoming and started all 50 career games
- Notched nine career interceptions, which ranked tied for fourth in school history
- As a senior, recorded 95 tackles and three interceptions
- Played 38 games at Wyoming in the same defensive backfield as his brother, Marcell, one of the primary reasons he chose to attend the school
- Graduated with a degree in communications after finishing his course work during the offseason in 2015

PERSONAL

- First name is pronounced tuh-SHAWN
- Has a son, Tashaun Jr., and daughter, Nala
- His father and all three brothers played Division I football, including his brother, Marcell, who was originally signed by the Minnesota Vikings as an undrafted free agent in 2011 ... His father played football at Arizona State
- One of six children
- Attended Kimball High School in Dallas, Texas
- Received all-state honorable mention laurels ... Named the 4A District 14 Dallas City League MVP and earned first-team all-district honors both as a cornerback and as a returner during his senior season
- Also lettered in basketball and track
- Aspires to start an Alzheimer's awareness charity, as the disease has affected his family ... Works to help youth and provide them gifts during the holiday season
- Twitter handle is @Gipson_duos24



REGULAR SEASON CAREER STATISTICS

YEAR	TEAM	GP/GS	TKL	SOLO	ASST	INT	SACKS	FF	FR	PD
2012	CLE	10/3	29	23	6	1	0.0	0	0	1
2013	CLE	16/15	105	82	23	5	0.0	0	0	14
2014	CLE	11/11	52	28	24	6	0.0	1	0	8
2015	CLE	13/13	60	42	18	2	0.0	0	0	2
2016	JAX	16/16	41	34	7	1	0.0	0	0	2
2017	JAX	5/5	24	20	4	3	0.0	0	0	5
NFL totals: 6 yrs.		71/63	311	229	82	18	0.0	1	0	32



CAREER HIGHS

	GAME	SEASON
Tackles:	11 (10/20/13 at G.B.)	95 (2013)
Interceptions:	2 (three times, last: 10/8/17 at PIT)	6 (2014)
Forced fumbles:	1 (11/6/14 at CIN)	1 (2014)
Passes defended:	4 (9/29/13 vs. CIN)	11 (2013)

TASHAUN GIPSON

2017 GAME-BY-GAME STATISTICS

DATE	OPP.	TKL	SOLO	ASST	INT	SACKS	FF	FR	PD
09/10	at Houston	6	4	2	1	0.0	0	0	2
09/17	vs. Tennessee	2	1	1	0	0.0	0	0	0
09/24	vs. Baltimore	3	3	0	0	0.0	0	0	0
10/01	at New York Jets	7	7	0	0	0.0	0	0	1
10/08	at Pittsburgh	6	5	1	2	0.0	0	0	2
10/15	vs. LA Rams								
10/22	at Indianapolis								
	BYE WEEK								
11/05	vs. Cincinnati								
11/12	vs. LA Chargers								
11/19	at Cleveland								
11/26	at Arizona								
12/03	vs. Indianapolis								
12/10	vs. Seattle								
12/17	vs. Houston								
12/24	at San Francisco								
12/31	at Tennessee								
2017 totals:		24	20	4	3	0.0	0	0	5

2016 GAME-BY-GAME STATISTICS

DATE	OPP.	TKL	SOLO	ASST	INT	SACKS	FF	FR	PD
09/11	vs. Green Bay	3	3	0	0	0.0	0	0	0
09/18	at San Diego	3	3	0	0	0.0	0	0	0
09/25	vs. Baltimore	3	3	0	1	0.0	0	0	1
10/02	vs. Indianapolis	1	1	0	0	0.0	0	0	0
	BYE WEEK								
10/16	at Chicago	3	3	0	0	0.0	0	0	0
10/23	vs. Oakland	2	2	0	0	0.0	0	0	0
10/27	at Tennessee	3	2	1	0	0.0	0	0	0
11/06	at Kansas City	0	0	0	0	0.0	0	0	0
11/13	vs. Houston	2	2	0	0	0.0	0	0	0
11/20	at Detroit	1	1	0	0	0.0	0	0	0
11/27	at Buffalo	2	2	0	0	0.0	0	0	0
12/04	vs. Denver	2	1	1	0	0.0	0	0	0
12/11	vs. Minnesota	4	4	0	0	0.0	0	0	0
12/18	at Houston	4	3	1	0	0.0	0	0	0
12/24	vs. Tennessee	2	2	0	0	0.0	0	0	1
01/01	at Indianapolis	6	2	4	0	0.0	0	0	0
2016 totals:		41	34	7	1	0.0	0	0	2

2015 GAME-BY-GAME STATISTICS

DATE	OPP.	TKL	SOLO	ASST	INT	SACKS	FF	FR	PD
09/13	at N.Y. Jets	5	2	3	1	0.0	0	0	1
09/20	vs. Tennessee	8	5	3	0	0.0	0	0	0
09/27	vs. Oakland	6	3	3	0	0.0	0	0	0
10/04	at San Diego	4	3	1	0	0.0	0	0	0
10/11	at Baltimore					ina			
10/18	vs. Denver					ina			
10/25	at St. Louis					ina			
11/01	vs. Arizona	1	1	0	1	0.0	0	0	1
11/05	at Cincinnati	4	3	1	0	0.0	0	0	0
11/15	at Pittsburgh	4	3	1	0	0.0	0	0	0
	BYE WEEK								
11/30	vs. Baltimore	6	6	0	0	0.0	0	0	0
12/06	vs. Cincinnati	6	4	2	0	0.0	0	0	0
12/13	vs. San Francisco	1	1	0	0	0.0	0	0	0
12/20	at Seattle	9	5	4	0	0.0	0	0	0
12/27	at Kansas City	3	3	0	0	0.0	0	0	0
01/03	vs. Pittsburgh	3	3	0	0	0.0	0	0	0
2015 totals:		60	42	18	2	0.0	0	2	2

2014 GAME-BY-GAME STATISTICS

DATE	OPP.	TKL	SOLO	ASST	INT	SACKS	FF	FR	PD
09/07	at Pittsburgh	2	2	0	0	0.0	0	0	0
09/14	vs. New Orleans	8	3	5	1	0.0	0	0	1
09/21	vs. Baltimore	5	3	2	1	0.0	0	0	1
	BYE WEEK								
10/05	at Tennessee	4	3	1	0	0.0	0	0	1
10/12	vs. Pittsburgh	9	4	5	0	0.0	0	0	0
10/19	at Jacksonville	4	3	1	2	0.0	0	0	2
10/26	vs. Oakland	2	2	0	1	0.0	0	0	1
11/02	vs. Tampa Bay	5	3	2	1	0.0	0	0	1
11/06	at Cincinnati	3	1	2	0	0.0	0	0	1
11/16	vs. Houston	7	2	5	0	0.0	0	0	0
11/23	at Atlanta	3	2	1	0	0.0	0	0	0
11/30	at Buffalo					ina			
12/07	vs. Indianapolis					ina			
12/14	vs. Cincinnati					ina			
12/21	at Carolina					IR			
12/28	at Baltimore					IR			
2014 totals:		52	28	25	6	0.0	1	0	8

2013 GAME-BY-GAME STATISTICS

DATE	OPP.	TKL	SOLO	ASST	INT	SACKS	FF	FR	PD
09/08	vs. Miami	5	3	2	1	0.0	0	0	1
09/15	at Baltimore	8	6	2	0	0.0	0	0	0
09/22	at Minnesota	6	4	2	0	0.0	0	0	2
09/29	vs. Cincinnati	7	5	2	0	0.0	0	0	4
10/03	vs. Buffalo	6	6	0	0	0.0	0	0	1
10/13	vs. Detroit	8	7	1	1	0.0	0	0	1
10/20	at Green Bay	11	8	3	0	0.0	0	0	1
10/27	at Kansas City	10	9	1	0	0.0	0	0	0
11/03	vs. Baltimore	1	1	0	0	0.0	0	0	1
11/17	at Cincinnati	5	5	0	0	0.0	0	0	0
11/24	vs. Pittsburgh	4	3	1	0	0.0	0	0	0
12/01	vs. Jacksonville	6	4	2	0	0.0	0	0	0
12/08	at New England	7	4	3	0	0.0	0	0	0
12/15	vs. Chicago	8	8	0	2	0.0	0	0	2
12/22	at N.Y. Jets	7	6	1	0	0.0	0	0	0
12/29	at Pittsburgh	6	3	3	1	0.0	0	0	1
2013 totals:		105	82	23	5	0.0	0	0	14

2012 GAME-BY-GAME STATISTICS

DATE	OPP.	TKL	SOLO	ASST	INT	SACKS	FF	FR	PD
09/09	vs. Philadelphia	0	0	0	0	0.0	0	0	0
09/16	at Cincinnati	0	0	0	0	0.0	0	0	0
09/23	vs. Buffalo	4	3	1	0	0.0	0	0	0
09/27	at Baltimore	2	1	1	0	0.0	0	0	0
10/07	at N.Y. Giants					ina			
10/14	vs. Cincinnati					ina			
10/21	at Indianapolis					ina			
10/28	vs. San Diego					ina			
11/04	vs. Baltimore					ina			
	BYE WEEK								
11/18	at Dallas	2	1	1	0	0.0	0	0	0
11/25	vs. Pittsburgh	2	2	0	0	0.0	0	0	0
12/02	at Oakland	8	7	1	0	0.0	0	0	0
12/09	vs. Kansas City	2	1	1	1	0.0	0	0	1
12/16	vs. Washington	3	3	0	0	0.0	0	0	0
12/23	at Denver					ina			
12/30	at Pittsburgh	6	5	1	0	0.0	0	0	0
2012 totals:		29	23	6	1	0.0	0	0	1

COREY GRANT

30

COREY GRANT

RUNNING BACK

5-11 203 LBS.

AUBURN

BORN DECEMBER 19, 1991

OPELIKA, ALABAMA

ACQ: FREE AGENT 2015

EXP: 3RD YEAR



TRANSACTIONS

Originally signed by Jacksonville as an undrafted rookie free agent on 5/8/15 ... Placed on injured reserve on 10/20/15

PRO (Games played/started - 22/1)

- Third-year RB and kick returner

2017 (w/ JAX - 5/0)

- **9/10 at HOU:** Saw action on special teams
- **9/17 vs. TEN:** Rushed one time for 13 yards and returned three kickoffs for 74 yards (24.7 avg.)
- **9/24 vs. BAL:** Rushed six times for a team-high 75 yards, including a 58-yard fake punt and also registered one reception for 18 yards
- **10/1 at NYJ:** Rushed twice for nine yards and had one reception for negative five yards and returned one kickoff for 20 yards
- **10/8 at PIT:** Saw action at RB and on special teams and recorded one solo special teams tackle

2016 (w/ JAX - 11/1)

- **9/11 vs. G.B.:** Posted two kick returns for 51 yards (25.5 avg.), including a long of 32
- **9/18 at S.D.:** Posted his first career touchdown, a 15-yard reception in the fourth quarter ... Returned three kicks for 67 yards (22.3 avg.)
- **9/25 vs. BAL:** Returned three kicks for 58 yards (19.3 avg.)
- **10/2 vs. IND:** Posted four kick returns for 80 yards (20.0 avg.), including a long of 28
- **10/16 at CHI:** Inactive (toe)
- **10/23 vs. OAK:** Inactive (toe)
- **10/27 at TEN:** Inactive (toe)
- **11/6 at K.C.:** Inactive
- **11/13 vs. HOU:** Inactive
- **11/20 at DET:** Saw action on special teams
- **11/27 at BUF:** Saw action on special teams, returning one kick for 12 yards
- **12/4 vs. DEN:** Rushed once for two yards and saw action on special teams
- **12/11 vs. MIN:** Rushed four times for 13 yards (3.3 avg.)
- **12/18 at HOU:** Saw action primarily on special teams and made a team-high three special teams tackles
- **12/24 vs. TEN:** Saw action after RBs **T.J. Yeldon** and **Chris Ivory** exited the game with injuries ... Tallied nine rushes for 27 yards (3.0 rush avg.) ... Added one reception for five yards
- **1/1 at IND:** Started at RB and ran for a career-best 122 yards on 18 carries, including a career-long touchdown run of 57 yards ... Also added two receptions for 15 yards

2015 (w/ JAX - 6/0)

Undrafted RB who had six carries for two yards and two receptions for 13 yards during his rookie campaign ... Returned eight kicks for 220 yards (27.5 avg.) ... Season cut short due to a hip injury that placed him on IR

- **9/13 vs. CAR:** Recorded one kickoff return for 40 yards in NFL debut ... Also had one reception for five yards
- **9/20 vs. MIA:** Had two kickoff returns for 46 yards (23.0 avg.)
- **9/27 at N.E.:** Rushed twice for six yards (3.0 avg.) and returned two kicks for 41 yards (20.5 avg.), with a long of 24
- **10/11 at T.B.:** Returned three kicks for 93 yards (31.0 avg.), and long of 42

COLLEGE (at Alabama, 2010; at Auburn, 2011-14)

- Finished his career with 1,040 rushing yards, becoming the 41st 1,000-yard career rusher in school history
- Scored 11 career TDs
- Ranks seventh in school history with a 24.48-yard kick return avg.
- After transferring to Auburn, sat out the 2011 season to satisfy NCAA rules
- Redshirted as a freshman at Alabama before deciding to transfer to Auburn
- Majored in physical activity and health education with a minor in sports coaching

PERSONAL

- Attended Opelika High School in Opelika, Ala. where he played for Head Coach Brian Blackmon
- Rated a four-star prospect by Rivals.com and Scout.com
- Also starred on the school's track team and was a two-time Alabama 6A State 100-meter champion and winner of the 2009 200-meter championship
- Son of Deborah and Ike Grant
- Twitter handle is @CoreyGranttt

REGULAR SEASON CAREER STATISTICS

YEAR	TEAM	GP/GS	RUSHING					RECEIVING				
			NO	YDS	AVG	LG	TD	NO	YDS	AVG	LG	TD
2015	JAX	6/0	6	2	0.3	11	0	2	13	6.5	8	0
2016	JAX	11/1	32	164	5.1	57t	1	4	35	8.8	15t	1
2017	JAX	5/0	9	97	10.8	58	0	2	13	6.5	18	0
Career totals: 3 yrs.		22/1	47	263	5.6	58	1	8	61	7.6	18	1

YEAR	TEAM	NO.	YDS	KICK RETURNS		
				AVG.	LG	TD
2015	JAX	8	220	27.5	42	0
2016	JAX	13	268	20.7	32	0
2017	JAX	4	94	23.5	28	0
Career totals: 3 yrs.		25	582	23.3	42	0

CAREER HIGHS

	GAME	SEASON
Rushes:	18 (1/1/17 at IND)	32 (2016)
Rushing yards:	122 (1/1/17 at IND)	164 (2016)
Longest rush:	58 (9/24/17 vs. BAL)	58 (2017)
Receptions:	2 (1/1/17 at IND)	4 (2016)
Receiving yards:	15 (two times, last: 1/1/17 at IND)	35 (2016)
Receiving TDs:	1 (9/18/16 at S.D.)	1 (2016)
Longest reception:	15 (9/18/16 at S.D.)	15 (2016)
Kickoff returns:	3 (10/11/15 at T.B.)	8 (2015)
Kickoff return yds.:	93 (10/11/15 at T.B.)	220 (2015)
Longest kick return:	42 (10/11/15 at T.B.)	42 (2015)

2017 GAME-BY-GAME STATISTICS

DATE	GAME	RUSHING					RECEIVING				
		NO	YDS	AVG	LG	TD	NO	YDS	AVG	LG	TD
09/10	at Houston	0	0	0.0	0	0	0	0	0.0	0	0
09/17	vs. Tennessee	1	13	13.0	13	0	0	0	0.0	0	0
09/24	vs. Baltimore	6	75	12.5	58	0	1	18	18.0	0	0
10/01	at New York Jets	2	9	4.5	5	0	1	-5	-5.0	0	0
10/08	at Pittsburgh	0	0	0.0	0	0	0	0	0.0	0	0
10/15	vs. LA Rams										
10/22	at Indianapolis										
	BYE WEEK										
11/05	vs. Cincinnati										
11/12	vs. LA Chargers										
11/19	at Cleveland										
11/26	at Arizona										
12/03	vs. Indianapolis										
12/10	vs. Seattle										
12/17	vs. Houston										
12/24	at San Francisco										
12/31	at Tennessee										
2017 totals:		9	97	10.8	58	0	2	13	6.5	0	0

DATE	GAME	NO.	YDS	KICK RETURNS		
				AVG.	LG	TD
09/10	at Houston	0	0	0.0	0	0
09/17	vs. Tennessee	3	74	24.7	28	0
09/24	vs. Baltimore	1	20	20.0	0	0
10/01	at New York Jets	0	0	0.0	0	0
10/08	at Pittsburgh					
10/15	vs. LA Rams					
10/22	at Indianapolis					
	BYE WEEK					
11/05	vs. Cincinnati					
11/12	vs. LA Chargers					
11/19	at Cleveland					
11/26	at Arizona					
12/03	vs. Indianapolis					
12/10	vs. Seattle					
12/17	vs. Houston					
12/24	at San Francisco					
12/31	at Tennessee					
2017 totals:		4	94	23.5	28	0

Additional Statistics: two special teams tackles

COREY GRANT



2016 GAME-BY-GAME STATISTICS

DATE	GAME	RUSHING					RECEIVING				
		NO	YDS	AVG	LG	TD	NO	YDS	AVG	LG	TD
09/11	vs. Green Bay	0	0	0.0	0	0	0	0	0.0	0	0
09/18	at San Diego	0	0	0.0	0	0	1	15	15.0	15t	1
09/25	vs. Baltimore	0	0	0.0	0	0	0	0	0.0	0	0
10/02	vs. Indianapolis	0	0	0.0	0	0	0	0	0.0	0	0
BYE WEEK											
10/16	at Chicago						ina				
10/23	vs. Oakland						ina				
10/27	at Tennessee						ina				
11/06	at Kansas City						ina				
11/13	vs. Houston						ina				
11/20	at Detroit	0	0	0.0	0	0	0	0	0.0	0	0
11/27	at Buffalo	0	0	0.0	0	0	0	0	0.0	0	0
12/04	vs. Denver	1	2	2.0	2	0	0	0	0.0	0	0
12/11	vs. Minnesota	4	13	3.3	9	0	0	0	0.0	0	0
12/18	at Houston	0	0	0	0	0	0	0	0.0	0	0
12/24	vs. Tennessee	9	27	3.0	8	0	1	5	5.0	5	0
01/01	at Indianapolis	18	122	6.8	57t	1	2	15	7.5	13	0
2016 totals:		32	164	5.1	57t	1	4	35	8.8	15t	1

KICK RETURNS

DATE	GAME	NO.	YDS	AVG.	LG	TD
09/11	vs. Green Bay	2	51	25.5	32	0
09/18	at San Diego	3	67	22.3	24	0
09/25	vs. Baltimore	3	58	19.3	25	0
10/02	vs. Indianapolis	4	80	20.0	28	0
BYE WEEK						
10/16	at Chicago				ina	
10/23	vs. Oakland				ina	
10/27	at Tennessee				ina	
11/06	at Kansas City				ina	
11/13	vs. Houston				ina	
11/20	at Detroit	0	0	0.0	0	0
11/27	at Buffalo	1	12	13.0	13	0
12/04	vs. Denver	0	0	0.0	0	0
12/11	vs. Minnesota	0	0	0.0	0	0
12/18	at Houston	0	0	0.0	0	0
12/24	vs. Tennessee	0	0	0.0	0	0
01/01	at Indianapolis	0	0	0.0	0	0
2016 totals:		13	268	20.7	32	0



2015 GAME-BY-GAME STATISTICS

DATE	GAME	RUSHING					RECEIVING				
		NO	YDS	AVG	LG	TD	NO	YDS	AVG	LG	TD
09/13	vs. Carolina	0	0	0.0	0	0	1	5	5.0	5	0
09/20	vs. Miami	1	1	1.0	1	0	0	0	0.0	0	0
09/27	at New England	2	6	3.0	4	0	1	8	8.0	8	0
10/04	at Indianapolis	0	0	0.0	0	0	0	0	0.0	0	0
10/11	at Tampa Bay	2	-6	-3.0	11	0	0	0	0.0	0	0
10/18	vs. Houston	1	1	1.0	1	0	0	0	0.0	0	0
10/25	vs. Buffalo									IR	
BYE WEEK											
11/08	at N.Y. Jets									IR	
11/15	at Baltimore									IR	
11/19	vs. Tennessee									IR	
11/29	vs. San Diego									IR	
12/06	at Tennessee									IR	
12/13	vs. Indianapolis									IR	
12/20	vs. Atlanta									IR	
12/27	at New Orleans									IR	
01/03	at Houston									IR	
2015 totals:		6	2	0.3	11	0	2	13	6.5	8	0

KICK RETURNS

DATE	GAME	NO.	YDS	AVG.	LG	TD
09/13	vs. Carolina	1	40	40.0	40	0
09/20	vs. Miami	2	46	23.0	24	0
09/27	at New England	2	41	20.5	24	0
10/04	at Indianapolis	0	0	0.0	0	0
10/11	at Tampa Bay	3	93	31.0	42	0
10/18	vs. Houston	0	0	0.0	0	0
10/25	vs. Buffalo					IR
BYE WEEK						
11/08	at N.Y. Jets					IR
11/15	at Baltimore					IR
11/19	vs. Tennessee					IR
11/29	vs. San Diego					IR
12/06	at Tennessee					IR
12/13	vs. Indianapolis					IR
12/20	vs. Atlanta					IR
12/27	at New Orleans					IR
01/03	at Houston					IR
2015 totals:		8	220	27.5	42	0

CHAD HENNE

7

CHAD HENNE

QUARTERBACK

6-3 222 LBS.


MICHIGAN

BORN JULY 2, 1985

WYOMISSING, PENNSYLVANIA

ACQ: UNRESTRICTED FREE AGENT (MIAMI) 2012

EXP: 10TH YEAR



TRANSACTIONS

Originally drafted by Miami in the second round (57th overall) of the 2008 draft ... Signed by Jacksonville as an unrestricted free agent on 3/15/12

PRO (Games played/started - 66/53)

- 10th-year QB has played in 66 games with 53 starts
- Career totals include 1,159 of 1,954 passing for 12,931 yards with 58 TDs/63 INTs and a 75.5 rating
- Joined the Jaguars in 2012 as an unrestricted free agent and has played in 28 games with 22 starts
- Spent first four seasons in Miami after being selected in the second round of 2008 draft

2017 (w/ JAX - 1/0)

- **9/10 at HOU:** Did not play
- **9/17 vs. TEN:** Did not play
- **9/24 vs. BAL:** Took a knee on the final snap of the first half and re-entered the game late in the fourth quarter and was 0-for-2 passing and rushed three times for negative three yards
- **10/1 at NYJ:** Did not play
- **10/8 at PIT:** Did not play

2016 (w/ JAX - 1/0)

- **9/11 vs. G.B.:** Dressed but did not play
- **9/18 at S.D.:** Dressed but did not play
- **9/25 vs. BAL:** Dressed but did not play
- **10/2 vs. IND:** Dressed but did not play
- **10/16 at CHI:** Dressed but did not play
- **10/23 vs. OAK:** Dressed but did not play
- **10/27 at TEN:** Dressed but did not play
- **11/6 at K.C.:** Dressed but did not play
- **11/13 vs. HOU:** Dressed but did not play
- **11/20 at DET:** Took a knee on the final snap of the first half
- **11/27 at BUF:** Dressed but did not play
- **12/4 vs. DEN:** Dressed but did not play
- **12/11 vs. MIN:** Dressed but did not play
- **12/18 at HOU:** Dressed but did not play
- **12/24 vs. TEN:** Dressed but did not play
- **1/1 at IND:** Dressed but did not play

2015 (w/ JAX - 0/0)

Dressed in all 16 games but did not play

2014 (w/ JAX - 3/3)

Started the first three games and was 42 of 78 passing for 492 yards with three TDs and one INT for an 80.7 rating ... Added four rushes for 25 yards ... Dressed but did not play in final 13 games

- **9/7 at PHI:** Opened the season as starting QB and completed 24 of 43 passes for 266 yards with two TDs for an 89.9 passer rating ... Hooked up rookie WR **Allen Hurns** for TDs of 34 and 21 yards in the first quarter
- **9/14 at WAS:** Started at QB and was 14 of 28 passing for 193 yards with one TD and one INT for a 69.5 rating ... Had two completions of 50-plus yards, a 63-yard TD pass to TE **Marcedes Lewis** and a 54-yard completion to WR **Allen Robinson**
- **9/21 vs. IND:** Started at QB and was 4 of 7 passing for 33 yards before he was replaced in the second half by QB **Blake Bortles**

2013 (w/ JAX - 15/15)

Started 13 of 15 games played, tied for the second-most starts of his career ... Was 305 of 503 passing for 3,241 yards with 13 TDs and 14 INTs for a 76.5 passer rating ... Established career-highs for attempts and completions and had second-most yards ... Started the last 11 games

- **9/8 vs. KC:** Inserted into the game during middle of club's final drive as QB **Blaine Gabbert** suffered a hand injury. Completed 3 of 6 passes for 36 yards with a 24-yard completion to WR **Cecil Shorts III**
- **9/15 at OAK:** Started at QB for injured QB **Blaine Gabbert** and threw for 241 yards on 25 of 38 passing with one TD for a 92.1 passer rating
- **9/22 at SEA:** Started at QB and completed 18 of 38 passes for 235 yards with two TDs for a 45.4 rating

- **10/6 at STL:** Entered the game with 5:14 remaining in the third quarter after QB **Blaine Gabbert** suffered a hamstring injury ... Finished 7 of 13 passing for 89 yards with one TD for a 101.1 passer rating
- **10/13 at DEN:** Started at QB and was 27 of 42 passing for 303 yards with two INTs for a 65.9 rating
- **10/20 vs. SD:** Registered his second straight 300-yard passing game, completing 23 of 36 passes for 318 yards with one INT for an 80.6 rating
- **10/27 vs. SF:** Started at QB and threw for 228 yards and one TD for an 84.3 passer rating
- **11/10 at TEN:** Started at QB and was 14 of 23 passing for 180 yards with two INTs for a 49.2 rating ... Won second start as a Jaguar
- **11/17 vs. ARI:** Led club to TDs on back-to-back drives to open the game ... Hooked up with TE **Danny Noble** for a 62-yard TD on the opening drive. Finished 27 of 42 passing for 255 yards with one TD/two INTs and a 69.0 rating
- **11/24 at HOU:** Was 23 of 32 passing for 239 yards with a season-high 93.1 rating
- **12/1 at CLE:** Completed 22 of 40 passes for 195 yards with 2 TDs/1 INT for a 74.5 rating ... Directed his fourth career game-winning drive, hooking up with WR **Cecil Shorts III** for a 20-yard TD with 40 seconds remaining in the game
- **12/5 vs. HOU:** Threw for 117 yards and two TDs, his 11th career multi-TD game
- **12/15 vs. BUF:** Threw for 237 yards and two TDs on 21 of 36 passing
- **12/22 vs. TEN:** Registered his fourth straight game with two TD passes, hooking up with TE **Marcedes Lewis** and WR **Mike Brown** for scores
- **12/29 at IND:** Started in season-finale and registered a season-high 331 yards on 30 of 51 passing with one TD and one INT

2012 (w/ JAX - 10/6)

Appeared in 10 games with six starts ... Completed 166 of 308 passes for 2,084 yards with 11 TDs and 11 INTs for a 72.2 rating ... Became 15th different starting QB in franchise history

- **9/16 vs. HOU:** Made Jaguars debut in fourth quarter when QB **Blaine Gabbert** departed with an injury and went 2-for-2 passing with 23 yards
- **10/21 at OAK:** Entered game in second quarter when QB **Blaine Gabbert** suffered a left shoulder injury and completed nine of 20 passes for 71 yards
- **11/8 vs. IND:** Was inserted into the game in the fourth quarter and completed 10 of 16 passes for 121 yards with a TD and INT
- **11/18 at HOU:** Entered game in first quarter on club's second offensive possession after QB **Blaine Gabbert** left with a right forearm/elbow injury ... Completed 16 of 33 passes for 354 yards and a career-best four TDs ... Became first QB since Hall of Famer **Steve Young** in 1987 to come off bench and throw for four TDs and no INTs
- **11/25 vs. TEN:** Made first start of the season and threw for 261 yards on 17 of 26 passing with two TDs and one INT
- **12/23 vs. NE:** Threw for 348 yards on 29 of 51 passing with one TD and three INT.
- **12/30 at TEN:** Made sixth consecutive start and completed 25 of 41 passes for 298 yards with two TD and three INT

2011 (w/ MIA - 4/4)

Started the first four games before suffering a season-ending left shoulder injury ... Was placed on injured reserve on Oct. 6 ... Completed 64 of 112 passes (57.1 pct.) for 868 yards with four TDs and four INTs for a 79.0 rating ... Added 15 rushes for 112 yards and one TD

- **9/12 vs. NE:** Opened the season as starter and was 30 of 49 for a career-high 416 yards with two TDs and one INT for a 93.6 rating ... Marked highest single-game passing yardage total by any Dolphin QB other than **Dan Marino**
- **9/25 at CLE:** Was 19 of 29 passing for 255 yards with one TD and one INT
- **10/2 at SD:** Left the game with a left shoulder injury in the first quarter

2010 (w/ MIA - 15/14)

Started 14 of 15 games and was 6-8 as starter... Was 301 of 490 passing (61.4 pct.) for 3,301 yards with 15 TDs and 19 INTs for a 75.4 rating

- **9/26 vs. NYJ:** Threw for two TDs and one INT on 26 of 44 passing for a then career-high 363 yards
- **10/4 vs. NE:** Was 28 of 38 passing for 305 yards with two TDs and three INTs.
- **10/17 at GB:** Threw for two TDs including a 22-yard pass to TE **Anthony Fasano** that broke a 13-13 tie to give the Dolphins a lead in the fourth quarter leading to overtime win
- **11/14 vs. TEN:** Saw action in relief of **Chad Pennington** in the first quarter ... Suffered an injury to his right knee in the third quarter and did not return
- **11/28 at OAK:** Returned to lineup and threw for 307 yards on 17 of 30 passing with two TDs and one INT. Connected with **Marlon Moore** on a 57-yard TD pass
- **12/19 vs. BUF:** Completed 73.3 percent of passes (33 of 45) for 276 yards with one TD and one INT
- **12/26 vs. DET:** Passed **David Woodley** to move into fourth place among the Dolphins career passing yardage leaders ... Completed 29 of 44 passes for 278 yards with one TD and two INTs

2009 (w/ MIA - 14/13)

Played in 14 games with 13 starts and posted 7-6 record as starter... Completed 274 of 451 passes (60.7 pct.) for 2,878 yards with 12 TDs and 14 INTs for a passer rating of 75.2

- **9/27 at SD:** Saw first action of season in relief of QB **Chad Pennington** and totaled 10 of 19 passing for 92 yards with one INT
- **10/14 vs. BUF:** Made first career start and completed 14 of 22 passes for 115

CHAD HENNE

yards and one TD for a 92.0 rating, hooking up with WR **Brian Hartline** in third quarter for first career TD pass

- **10/12 vs. NYJ:** Led Dolphins to a 31-27 comeback win on Monday Night Football with first career fourth-quarter comeback ... Connected on 20 of 26 passes for 241 yards and two TDs for a career-high 130.4 passer rating ... Led club to 21 points in fourth quarter and finished the quarter 9 of 12 passing for 121 yards with two TDs
- **11/15 vs. TB:** Posted second fourth quarter comeback win as he was 17 of 31 for 175 yards with one TD, leading team to a game-winning FG
- **11/19 vs. NE:** Finished 29 of 52 passing for 335 yards with two TDs and one INT in a comeback win
- **12/13 at JAX:** Completed 21 of 29 passes for 220 yards with one INT and scored first career rushing TD ... Set franchise record for consecutive completions in a single game with 17 straight
- **12/27 vs. HOU:** Set season and career marks with 35 completions and 55 attempts for 322 yards with one TD for second consecutive 300-yard passing game
- **1/3 vs. PIT:** Closed out season with 140 yards on 16 of 20 passing for a career-best 80.0 completion percentage with one TD and one INT

2008 (w/ MIA - 3/0)

Appeared in three games as a rookie

- **9/14 at ARI:** Made NFL debut in the fourth quarter and was 7 of 12 passing for 67 yards, all on an 18-play drive covering 89 yards

COLLEGE (at Michigan, 2004-07)

- Four-year starter who compiled a 33-14 record as starter
- Career totals: 828 of 1,387 (59.7 pct.) for 9,715 yards with 87 TDs, 37 INTs
- Tossed at least one TD pass in 42 of his 47 career games and threw for at least 200 yards in 26 starts
- Finished with school records for career completions, attempts, passing yards and TD passes
- Ranked second to Purdue's **Drew Brees** in Big Ten Conference history for career TD passes
- Became first true freshman QB in Big Ten history to lead his team to a conference title
- Earned degree in general studies

PERSONAL

- Married (Brittany)
- Attended Wilson High School in West Lawn, Pa.
- Set Pennsylvania District III all-time passing and TD records with 7,071 yards and 74 TDs
- Also competed in track and field and was a two-year starter on basketball team
- Father, Sheldon, worked two full-time jobs as both a welder and a high school and junior high school football coach
- Full name: Chad Steven Henne

REGULAR SEASON CAREER STATISTICS

PASSING

YEAR	TEAM	P/S	COMP	ATT	PCT	YDS	AVG	TD	INT	SK	RTG
2008	MIA	3/0	7	12	58.3	67	5.6	0	0	0	74.0
2009	MIA	14/13	274	451	60.8	2,878	6.4	12	14	26	75.2
2010	MIA	15/14	301	490	61.4	3,301	6.7	15	19	30	75.4
2011	MIA	4/4	64	112	57.1	868	7.8	4	4	11	79.0
2012	JAX	10/6	166	308	53.9	2,084	6.8	11	11	28	72.2
2013	JAX	15/13	305	503	60.6	3,241	6.4	13	14	38	76.5
2014	JAX	3/3	42	78	53.8	492	6.3	3	1	16	80.7
2015	JAX	0/0	0	0	0.0	0	0.0	0	0	0	0.0
2016	JAX	1/0	0	0	0.0	0	0.0	0	0	0	0.0
2017	JAX	1/0	0	2	0.0	0	0.0	0	0	0	39.6
NFL totals:		10 yrs. 66/53	1,159	1,956	59.3	12,931	6.6	58	63	149	75.5

CAREER HIGHS

	GAME	SEASON
Passing completions:	35 (12/27/09 vs. HOU)	305 (2013)
Passing attempts:	55 (12/27/09 vs. HOU)	503 (2013)
Passing percentage:	80.0 (01/03/10 vs. PIT)	61.4 (2010)
Passing yards:	416 (9/12/11 vs. N.E.)	3,301 (2010)
Passing touchdowns:	4 (11/18/12 at HOU)	15 (2010)
Passer rating:	130.4 (10/12/09 vs. NYJ)	80.7 (2014)
Rushing attempts:	7 (9/12/11 vs. N.E.)	27 (2013)
Rushing yards:	59 (9/12/11 vs. N.E.)	112 (2012)
Rushing touchdowns:	1 (three times, last: 12/2/12 vs. BUF)	1 (2012)

2017 GAME-BY-GAME STATISTICS

DATE	OPP	P/S	COMP	ATT	PCT	YDS	AVG	TD	INT	SK	RTG
09/10	at HOU					DNP					
09/17	vs. TEN					DNP					
09/24	vs. BAL	1/0	0	2	0.0	0	0.0	0	0	0	39.6
10/01	at NYJ					DNP					
10/08	at PIT					DNP					
10/15	vs. LAR										
10/22	at IND										
	BYE WEEK										
11/05	vs. CIN										
11/12	vs. LAC										
11/19	at CLE										
11/26	at AZ										
12/03	vs. IND										
12/10	vs. SEA										
12/17	vs. HOU										
12/24	at SF										
12/31	at TEN										
2017 totals:		1/0	0	2	0.0	0	0.0	0	0	0	39.6

2016 GAME-BY-GAME STATISTICS

DATE	OPP	P/S	COMP	ATT	PCT	YDS	AVG	TD	INT	SK	RTG
09/11	vs. G.B.					DNP					
09/18	at S.D.					DNP					
09/25	vs. BAL					DNP					
10/02	vs. IND					DNP					
	BYE WEEK										
10/16	at CHI					DNP					
10/23	vs. OAK					DNP					
10/27	at TEN					DNP					
11/06	at K.C.					DNP					
11/13	vs. HOU					DNP					
11/20	at DET	1/0	0	0	0.0	0	0.0	0	0	0	0
11/27	at BUF					DNP					
12/04	vs. DEN					DNP					
12/11	vs. MIN					DNP					
12/18	at HOU					DNP					
12/24	vs. TEN					DNP					
01/01	at IND					DNP					
2016 totals:		1/0	0	0	0.0	0	0.0	0	0	0	0

2015 GAME-BY-GAME STATISTICS

DATE	OPP	P/S	COMP	ATT	PCT	YDS	AVG	TD	INT	SK	RTG
09/13	vs. CAR					DNP					
09/20	vs. MIA					DNP					
09/27	at N.E.					DNP					
10/04	at IND					DNP					
10/11	at T.B.					DNP					
10/18	vs. HOU					DNP					
10/25	vs. BUF					DNP					
	BYE WEEK										
11/08	at NYJ					DNP					
11/15	at BAL					DNP					
11/19	vs. TEN					DNP					
11/29	vs. S.D.					DNP					
12/06	at TEN					DNP					
12/13	vs. IND					DNP					
12/20	vs. ATL					DNP					
12/27	at N.O.					DNP					
01/03	at HOU					DNP					
2015 totals:		0/0	0	0	0.0	0	0.0	0	0	0	0

CHAD HENNE

2014 GAME-BY-GAME STATISTICS

DATE	OPP	P/S	COMP	ATT	PCT	YDS	AVG	TD	INT	SK	RTG
09/07	at PHI	1/1	24	43	55.8	266	6.2	2	0	3	89.9
09/14	at WAS	1/1	14	28	50.0	193	6.9	1	1	10	69.5
09/21	vs. IND	1/1	4	7	57.1	33	4.7	0	0	3	69.3
09/28	at S.D.	0/0				DNP					
10/05	vs. PIT	0/0				DNP					
10/12	at TEN	0/0				DNP					
10/19	vs. CLE	0/0				DNP					
10/26	vs. MIA	0/0				DNP					
11/02	at CIN	0/0				DNP					
11/09	vs. DAL	0/0				DNP					
	BYE WEEK										
11/23	at IND	0/0				DNP					
11/30	vs. NYG	0/0				DNP					
12/07	vs. HOU	0/0				DNP					
12/14	at BAL	0/0				DNP					
12/18	vs. TEN	0/0				DNP					
12/28	at HOU	0/0				DNP					
2014 totals:		3/3	42	78	53.8	492	6.3	3	1	16	80.7

2013 GAME-BY-GAME STATISTICS

DATE	OPP	P/S	COMP	ATT	PCT	YDS	AVG	TD	INT	SK	RTG
09/08	vs. K.C.	1/0	3	6	50.0	36	6.0	0	0	0	68.8
09/15	at OAK	1/1	25	38	65.8	241	6.3	1	0	5	92.1
09/22	at SEA	1/1	18	38	47.4	235	6.2	0	2	3	45.4
09/29	vs. IND	0/0	0	0	0.0	0	0.0	0	0	0	0.0
10/06	at STL	1/0	7	13	53.8	89	6.8	1	0	0	101.1
10/13	at DEN	1/1	27	42	64.3	303	7.2	0	2	2	65.9
10/20	vs. S.D.	1/1	23	36	63.9	318	8.8	0	1	6	80.6
10/27	vs. S.F.	1/1	29	45	64.4	228	5.1	1	0	0	84.3
	BYE WEEK										
11/10	at TEN	1/1	14	23	60.9	180	7.8	0	2	3	49.2
11/17	vs. ARI	1/1	27	42	64.3	255	6.1	1	2	2	69.0
11/24	at HOU	1/1	23	32	71.9	239	7.5	0	0	4	93.1
12/01	at CLE	1/1	22	40	55.0	195	4.9	2	1	2	74.5
12/05	vs. HOU	1/1	12	27	44.4	117	4.3	2	0	1	81.9
12/15	vs. BUF	1/1	21	36	58.3	237	6.6	2	2	5	73.5
12/22	vs. TEN	1/1	24	34	70.6	237	7.0	2	1	2	97.3
12/29	at IND	1/1	30	51	58.8	331	6.5	1	1	3	76.5
2013 totals:		15/13	305	503	60.6	3,241	6.4	13	14	38	76.5

2012 GAME-BY-GAME STATISTICS

DATE	OPP	P/S	COMP	ATT	PCT	YDS	AVG	TD	INT	SK	RTG
09/09	at MIN					ina					
09/16	vs. HOU	1/0	2	2	100.0	23	11.5	0	0	0	114.6
09/23	at IND					ina					
09/30	vs. CIN					ina					
10/07	vs. CHI					ina					
	BYE WEEK										
10/21	at OAK	1/0	9	20	45.0	71	3.6	0	0	3	54.4
10/28	at G.B.					ina					
11/04	vs. DET					ina					
11/08	vs. IND	1/0	10	16	62.5	121	7.6	1	1	1	80.5
11/18	at HOU	1/0	16	33	48.5	354	10.7	4	0	1	126.8
11/25	vs. TEN	1/1	17	26	65.4	261	10.0	2	1	7	108.0
12/02	at BUF	1/1	19	42	45.2	202	4.8	1	1	3	41.3
12/09	vs. NYJ	1/1	21	43	48.8	185	4.3	0	2	3	41.3
12/16	at MIA	1/1	18	34	52.9	221	6.5	0	0	2	73.3
12/23	vs. N.E.	1/1	29	51	56.9	348	6.8	1	3	1	59.9
12/30	at TEN	1/1	25	41	61.0	298	7.3	2	3	7	69.0
2012 totals:		10/6	166	308	53.9	2,084	6.8	11	11	28	72.2

2011 GAME-BY-GAME STATISTICS

DATE	OPP	P/S	COMP	ATT	PCT	YDS	AVG	TD	INT	SK	RTG
09/12	vs. N.E.	1/1	30	49	61.2	416	8.5	2	1	4	93.6
09/18	vs. HOU	1/1	12	30	40.0	170	5.7	1	1	2	56.2
09/25	at CLE	1/1	19	29	65.5	255	8.8	1	1	5	90.4
10/02	at S.D.	1/1	3	4	75.0	27	6.8	0	1	0	53.1
	BYE WEEK										
10/17	at NYJ					IR					
10/23	vs. DEN					IR					
10/30	at NYG					IR					
11/06	at K.C.					IR					
11/13	vs. WAS					IR					
11/20	vs. BUF					IR					
11/24	at DAL					IR					
12/04	vs. OAK					IR					
12/11	vs. PHI					IR					
12/18	at BUF					IR					
12/24	at N.E.					IR					
01/01	vs. NYJ					IR					
2011 totals:		4/4	64	112	57.1	868	7.8	4	4	11	79.0

2010 GAME-BY-GAME STATISTICS

DATE	OPP	P/S	COMP	ATT	PCT	YDS	AVG	TD	INT	SK	RTG
09/12	at BUF	1/1	21	34	61.8	182	5.4	0	0	3	75.9
09/19	at MIN	1/1	9	15	60.0	114	7.6	1	0	2	106.0
09/26	vs. NYJ	1/1	26	44	59.1	363	8.3	2	1	2	91.4
10/04	vs. N.E.	1/1	28	38	73.7	305	8.0	2	3	2	81.6
	BYE WEEK										
10/17	at G.B.	1/1	23	39	59.0	231	5.9	2	1	0	82.3
10/24	vs. PIT	1/1	23	36	63.9	257	7.1	1	1	1	82.8
10/31	at CIN	1/1	24	37	64.9	217	5.9	0	1	0	69.3
11/07	at BAL	1/1	22	34	64.7	231	6.8	0	3	2	47.5
11/14	vs. TEN	1/0	19	28	67.9	240	8.6	1	1	1	91.4
11/18	vs. CHI	0/0				ina					
11/28	at OAK	1/1	17	30	56.7	307	10.2	2	1	3	100.3
12/05	vs. CLE	1/1	16	32	50.0	174	5.4	1	3	1	37.8
12/12	at NYJ	1/1	5	18	27.8	55	3.1	1	0	5	58.3
12/19	vs. BUF	1/1	33	45	73.3	276	6.1	1	1	3	86.9
12/26	vs. DET	1/1	29	44	65.9	278	6.3	1	2	2	72.0
01/02	at N.E.	1/1	6	16	37.5	71	4.4	0	1	3	25.6
2010 totals:		15/14	64	112	57.1	868	7.8	4	4	11	79.0

2009 GAME-BY-GAME STATISTICS

DATE	OPP	P/S	COMP	ATT	PCT	YDS	AVG	TD	INT	SK	RTG
09/13	at ATL					ina					
09/21	vs. IND					ina					
09/27	at S.D.	1/0	10	19	52.6	92	4.8	0	1	1	44.2
10/04	vs. BUF	1/1	14	22	63.6	115	5.2	1	0	6	92.0
10/12	vs. NYJ	1/1	12	21	57.1	241	9.3	2	0	0	130.4
	BYE WEEK										
10/25	vs. N.O.	1/1	18	36	50.0	211	5.9	0	2	2	45.0
11/01	at NYJ	1/1	12	21	57.1	112	5.3	1	0	5	87.8
11/08	at N.E.	1/1	19	34	55.9	219	6.4	0	0	2	75.5
11/15	vs. T.B.	1/1	17	31	54.8	175	5.6	1	1	0	68.6
11/19	at CAR	1/1	17	29	58.6	172	5.9	1	0	0	87.1
11/29	at BUF	1/1	17	31	54.8	175	5.6	1	3	1	42.5
12/06	vs. N.E.	1/1	29	52	55.8	335	6.4	2	1	1	80.2
12/13	at JAX	1/1	21	29	72.4	220	7.6	0	1	2	79.7
12/20	at TEN	1/1	29	46	63.0	349	7.6	1	3	1	66.3
12/27	vs. HOU	1/1	35	55	63.6	322	5.9	1	1	3	78.0
01/03	vs. PIT	1/1	16	20	80.0	140	7.0	1	1	2	91.7
2009 totals:		14/13	274	451	60.8	2,878	6.4	12	14	26	75.2

ALLEN HURNS

88

ALLEN HURNS

WIDE RECEIVER
6-3 201 LBS.
MIAMI (FLA.)
BORN NOVEMBER 12, 1991
MIAMI, FLORIDA
ACQ: ROOKIE FREE AGENT 2014
EXP: 4TH YEAR



TRANSACTIONS

Originally signed with Jacksonville as an undrafted rookie on 5/12/14

PRO (Games played/started - 47/38)

- Has second-best 14.2 yards per reception avg. in franchise history
- Caught a pass in 38 consecutive games from 9/7/14 - 10/27/16, the longest streak by a Jaguars player since TE **Marcedes Lewis** (32 games) from 9/12/10 - 9/9/12 and the longest streak for a Jaguars WR since WR **Jimmy Smith** (76 games) from 9/9/01 - 1/1/06
- Holds the Jaguars record of seven consecutive games with a receiving TD (9/27/15-11/15/15)

2017 (w/ JAX - 5/4)

- **9/10 at HOU:** Saw action at WR and tied for the team lead with three receptions and led the team with 42 receiving yards
- **9/17 vs. TEN:** Started at WR and recorded six receptions for a team-high 82 yards and one TD
- **9/24 vs. BAL:** Started at WR and recorded three receptions for 20 yards and one TD ... Third consecutive year with a TD reception in London
- **10/1 at NYJ:** Started at WR and recorded four receptions for 42 yards
- **10/8 at PIT:** Started at WR and recorded two receptions for 21 yards

2016 (w/ JAX - 11/11)

Started all 11 games played and missed the final five due to a hamstring injury ... Registered 35 receptions for 477 yards, including three TDs

- **9/11 vs. G.B.:** Had four receptions for a team-leading 75 yards (18.8 rec. avg.), including a game-long 38-yard catch in the third quarter
- **9/18 at S.D.:** Posted five receptions for 64 yards (12.8 rec. avg.)
- **9/25 vs. BAL:** Recorded four receptions for 40 yards
- **10/2 vs. IND:** Posted two receptions for 47 yards, including a 42-yard TD in the fourth quarter
- **10/16 at CHI:** Caught five passes for 74 yards (14.8 rec. avg.)
- **10/23 vs. OAK:** Caught four passes for 45 yards (11.3 avg.)
- **10/27 at TEN:** Led the team with seven receptions for 98 yards (14.0 rec. avg.) and one TD
- **11/6 at K.C.:** Started at WR before exiting the game with a concussion
- **11/13 vs. HOU:** Started at WR and had two receptions for 13 yards
- **11/20 at DET:** Started at WR and posted one reception for nine yards
- **11/27 at BUF:** Tallied a 12-yard TD reception for his 150th career catch
- **12/4 vs. DEN:** Inactive (hamstring)
- **12/11 vs. MIN:** Inactive (hamstring)
- **12/18 at HOU:** Inactive (hamstring)
- **12/24 vs. TEN:** Inactive (hamstring)
- **1/1 at IND:** Inactive (hamstring)

2015 (w/ JAX - 15/15)

Finished his second NFL season setting career highs in receptions (64), receiving yards (1,030) and receiving TDs (10) ... Youngest undrafted player since the 1970 NFL merger to record 1,000-plus receiving yards and 10-plus receiving TDs in a single season ... Since 2005, one of only five undrafted NFL players to have recorded 1,000-plus receiving yards and 10-plus receiving TDs in a single season ... Became the fourth Jaguars player to post 1,000 receiving yards in a single season (**Jimmy Smith**, nine times; **Keenan McCardell**, four times; **Allen Robinson**, one time) ... Joins WR **Allen Robinson** (1,400) as the first Jaguars duo to each record 1,000-plus receiving yards in the same season since WR **Keenan McCardell** (1,110) and WR **Jimmy Smith** (1,373) in 2001 ... The first undrafted player age 24 or younger to post 1,000 receiving yards in a single season since DEN's **Steve Watson** (1,244) in 1981

- **9/27 at N.E.:** Had two receptions for 70 yards (35.0 avg.), including a 59-yard TD
- **10/4 at IND:** Recorded a career-high 11 receptions for his third career 100-yard game (116 yds.) and one TD
- **10/11 at T.B.:** Caught five passes for 116 yards (23.2 avg.) and one TD ... Became the third player in franchise history to register back-to-back games with at least 100 receiving yards and a TD ... Joins **Jimmy Smith** as the only players in franchise history to register back-to-back games with at least 100 receiving yards and a TD in two consecutive road games
- **10/25 vs. BUF:** Had two catches for 53 yards (26.5 rec. avg.), including the game-winning 31-yard TD reception with 2:16 remaining
- **11/8 at NYJ:** Had five receptions for 122 yards (24.4 rec. avg.) and one TD ... Along with teammate **Allen Robinson** (121 yards), marked the first time in Jaguars history that two players posted 120-plus receiving yards in a single game

- **11/15 at BAL:** Had five receptions for a team-high 62 yards (12.4 rec. avg.) and one TD
- **12/13 vs. IND:** Had three receptions for a team-high 105 yards and a career-long 80-yard TD reception in the third quarter, the third-longest reception in franchise history
- **12/27 at N.O.:** Surpassed 1,000 yards for the first time in his NFL career after registering eight receptions for 107 yards and a career-high-tying two TDs

2014 (w/ JAX - 16/8)

Started eight of 16 games as a rookie and produced a team-high six TDs, the most in franchise history by a rookie ... Registered 51 receptions for 677 yards, the second-most catches and yards by a Jaguars rookie ... Ranked fourth in NFL history among undrafted rookies in receptions, fifth in receiving yards and fourth in receiving TDs ... Ranked second on the club with 51 catches for 677 yards and a team-high six TDs which set a Jaguars rookie record ... Joined **Allen Robinson** (48-548) to become the first rookie duo in NFL history to register 48 or more receptions in a season

- **9/7 at PHI:** Started at WR in NFL debut and registered four catches for 110 yards and two TDs ... Became first player in NFL history to record two receiving TDs in the first quarter in his NFL debut, hooking up with **Chad Henne** from 34 and 21 yards ... Joined former Detroit WR **Charles Rogers** (Sept. 17, 2003 vs. Arizona) as only players in NFL history to score a TD on each of their first two receptions ... His 110 receiving yards were the most in franchise history by a WR in his first NFL game and fourth-most by a rookie in a game ... His 27.5-yard average per catch ranks fifth-highest in team history ... Finished the first quarter with three catches for 101 yards ... First undrafted rookie in team history to start in season-opener
- **9/28 at SD:** Finished with five catches for 68 yards (13.6 avg.), including a 44-yard reception in the second quarter that set up a Jaguars TD ... Marked his fourth reception of 30-plus yards
- **11/2 at CIN:** Recorded a career-high seven catches for 112 yards and matched his career-high with two TDs ... Had TD receptions of 40 and 18 yards ... Tied for the most receiving TDs by a Jaguars rookie with five through nine games
- **12/7 vs. HOU:** Totaled 36 yards on five receptions including a four-yard TD pass from QB **Blake Bortles** in the first quarter ... Has the most touchdown receptions in team history by a rookie wide receiver

COLLEGE (at Miami, 2010-13)

- Concluded career ranked seventh in school history with 121 receptions and 1,891 yards
- Played in all 13 games as a senior, making 11 starts
- Named the 2013 Jack Harding Team Most Valuable Player, given annually to the school's top performer
- Set single-season school record for receiving yards (1,162), breaking mark previously held by WR **Leonard Hankerson**
- Set career-high in receptions (nine) and yards (173) in a 41-31 victory at Pittsburgh
- Became fourth Hurricane with 1,000-yard receiving season, joining **Eddie Brown** (1984), **Andre Johnson** (2002) and **Leonard Hankerson** (2010)

PERSONAL

- Attended Carol City (Miami, Fla.) High School where was ranked as a three-star recruit by Rivals.com
- As a senior, caught six passes for 110 yards before getting injured for the year
- Full name is Allen Bernard Hurns
- Twitter handle is @A1Hurns



REGULAR SEASON CAREER STATISTICS

YEAR	TEAM	GP/GS	RECS	YDS	AVG.	LG	TD
2014	JAX	16/8	51	677	13.3	63t	6
2015	JAX	15/15	64	1,031	16.1	80t	10
2016	JAX	11/11	35	477	13.6	42t	3
2017	JAX	5/4	18	207	11.5	20	2
NFL totals: 4 yrs.		47/38	168	2,392	14.2	80t	21



CAREER HIGHS

	GAME	SEASON
Receptions:	11 (10/4/15 at IND)	64 (2015)
Receiving yards:	122 (11/8/15 at NYJ)	1,031 (2015)
Longest reception:	80t (12/13/15 vs. IND)	80t (2015)
Receiving touchdowns:	2 (three times, last: 12/27/15 at N.O.)	10 (2015)

ALLEN HURNS

2017 GAME-BY-GAME STATISTICS

DATE	OPP	RECs	YDS	AVG.	LG	TD
09/10	at Houston	3	42	14.0	20	0
09/17	vs. Tennessee	6	82	13.7	20	1
09/24	vs. Baltimore	3	20	6.7	9	1
10/01	at New York Jets	4	42	10.5	15	0
10/08	at Pittsburgh	2	21	10.5	18	0
10/15	vs. LA Rams					
10/22	at Indianapolis					
	BYE WEEK					
11/05	vs. Cincinnati					
11/12	vs. LA Chargers					
11/19	at Cleveland					
11/26	at Arizona					
12/03	vs. Indianapolis					
12/10	vs. Seattle					
12/17	vs. Houston					
12/24	at San Francisco					
12/31	at Tennessee					
2017 totals:		18	207	11.5	20	2

2016 GAME-BY-GAME STATISTICS

DATE	OPP	RECs	YDS	AVG.	LG	TD
09/11	vs. Green Bay	4	75	18.8	38	0
09/18	at San Diego	5	64	12.8	24	0
09/25	vs. Baltimore	4	40	10.0	17	0
10/02	vs. Indianapolis	2	47	23.5	42t	1
	BYE WEEK					
10/16	at Chicago	5	74	14.8	29	0
10/23	vs. Oakland	4	45	11.3	22	0
10/27	at Tennessee	7	98	14.0	31	1
11/06	at Kansas City	0	0	0.0	0	0
11/13	vs. Houston	2	13	6.5	11	0
11/20	at Detroit	1	9	9.0	9	0
11/27	at Buffalo	1	12	12.0	12t	1
12/04	vs. Denver			ina		
12/11	vs. Minnesota			ina		
12/18	at Houston			ina		
12/24	vs. Tennessee			ina		
01/01	at Indianapolis			ina		
2016 totals:		35	477	13.6	42t	3

2015 GAME-BY-GAME STATISTICS

DATE	GAME	RECs	YDS	AVG.	LG	TD
09/13	vs. Carolina	5	60	12.0	24	0
09/20	vs. Miami	4	68	17.0	24	0
09/27	at New England	2	70	35.0	59t	1
10/04	at Indianapolis	11	116	10.5	26	1
10/11	at Tampa Bay	5	116	23.2	59	1
10/18	vs. Houston	2	30	15.0	19	1
10/25	vs. Buffalo	2	53	26.5	31t	1
	BYE WEEK					
11/08	at N.Y. Jets	5	122	24.4	30t	1
11/15	at Baltimore	5	62	12.4	21	1
11/19	vs. Tennessee	3	19	6.3	7	0
11/29	vs. San Diego	4	42	10.5	29	0
12/06	at Tennessee			ina		
12/13	vs. Indianapolis	3	105	35.0	80t	1
12/20	vs. Atlanta	2	44	22.0	22	0
12/27	at New Orleans	8	107	13.4	24	2
01/03	at Houston	3	17	5.7	6	0
2015 totals:		64	1,031	16.1	80t	10

2014 GAME-BY-GAME STATISTICS

DATE	GAME	RECs	YDS	AVG.	LG	TD
09/07	at Philadelphia	4	110	27.5	46	2
09/14	at Washington	2	13	6.5	10	0
09/21	vs. Indianapolis	1	63	63.0	63t	1
09/28	at San Diego	5	68	13.6	44	0
10/05	vs. Pittsburgh	4	26	6.5	9	0
10/12	at Tennessee	2	18	9.0	10	0
10/19	vs. Cleveland	1	7	7.0	7	0
10/26	vs. Miami	3	49	16.3	20	0
11/02	at Cincinnati	7	112	16.0	40t	2
11/09	vs. Dallas	1	9	9.0	9	0
	BYE WEEK					
11/23	at Indianapolis	1	13	13.0	13	0
11/30	vs. N.Y. Giants	4	42	10.5	14	0
12/07	vs. Houston	5	36	7.2	16	1
12/14	at Baltimore	6	70	11.7	27	0
12/18	vs. Tennessee	3	26	8.7	15	0
12/28	at Houston	2	15	7.5	10	0
2014 totals:		51	677	13.3	63t	6

CHRIS IVORY

33

CHRIS IVORY

RUNNING BACK
6-0 223 LBS.
TIFFIN UNIVERSITY
BORN MARCH 22, 1988
LONGVIEW, TEXAS
ACQ: UFA (N.Y. JETS) 2016
EXP: 8TH YEAR



TRANSACTIONS

Originally signed by New Orleans as an undrafted rookie free agent on 5/3/10 ... Acquired by the N.Y. Jets in exchange for a fourth-round 2013 draft choice on 4/26/13 ... Signed by Jacksonville as an undrafted free agent on 3/10/15

PRO (Games played/started - 86/38, 2/0)

• Eighth-year RB has spent time with New Orleans, N.Y. Jets and Jacksonville

2017 (w/ JAX - 5/0)

- **9/10 at HOU:** Saw action at RB and recorded nine rushes for 42 yards and one reception for 11 yards
- **9/17 vs. IND:** Rushed six times for 17 yards and caught three passes for 31 yards
- **9/24 vs. BAL:** Rushed six times for 17 yards and caught two passes for 25 yards
- **10/1 at NYJ:** Rushed nine times for 42 yards and caught one pass for two yards
- **10/8 at PIT:** Rushed eight times for 41 yards

2016 (w/ JAX - 11/1)

- **9/11 vs. G.B.:** Inactive
- **9/18 at S.D.:** Inactive
- **9/25 vs. BAL:** Made his Jaguars debut, rushing 12 times for 14 yards
- **10/2 vs. IND:** Rushed eight times for 29 yards (3.6 avg.)
- **10/16 at CHI:** Rushed 11 times for 32 yards (2.9 avg.) and his first TD as a Jaguar
- **10/23 vs. OAK:** Rushed five times for 48 yards (9.6 avg.) including a team- and season-long rush of 42 yards and caught two passes for three yards
- **10/27 at TEN:** Rushed four times for six yards and had one reception for six yards
- **11/6 at K.C.:** Rushed 18 times for 107 yards (5.9 rush avg.), including a 42-yard run in the first quarter
- **11/13 vs. HOU:** Rushed nine times for 31 yards (3.4 rush avg.) and had two receptions for 10 yards
- **11/20 at DET:** Rushed 17 times for 39 yards (2.3 rush avg.) and tallied a career-high six receptions for 75 yards (12.5 rec. avg.)
- **11/27 at BUF:** Earned his first start as a Jaguar and rushed nine times for 44 yards and one TD before exiting the game with a hamstring injury
- **12/4 vs. DEN:** Inactive (hamstring)
- **12/11 vs. MIN:** Inactive (hamstring)
- **12/18 at HOU:** Rushed 10 times for 44 yards
- **12/24 vs. TEN:** Rushed 14 times for 45 yards (3.2 rush avg.), including a 1-yard TD in the second quarter before exiting the game with a hamstring injury ... Added four receptions for 69 yards (17.3 rec. avg.), including a career-long 37-yard catch-and-run in the third quarter
- **1/1 at IND:** Inactive (hamstring)

2015 (w/ NYJ - 15/14)

Started 14 of 15 games played and set career highs in carries (247), rushing yards (1,070), rushing touchdowns (seven), 100-yard rushing performances in a season (three), receptions (39) and receiving yards (217)

- **9/13 vs. CLE:** Recorded 20 carries for 91 yards (4.6 rush avg.) and two touchdowns, his fourth career multi-touchdown performance
- **10/4 at MIA:** Rushed for a career-high 166 yards and one TD for the seventh 100-yard game of his career
- **10/18 vs. WAS:** Established a career high in scrimmage yards (196) after registering 146 yards on 20 carries and 50 yards on three receptions ... Recorded back-to-back 100-yard rushing performances for the first time in his career
- **10/25 at N.E.:** Recorded the second receiving touchdown of his career, a nine-yard pass from QB **Ryan Fitzpatrick** in the third quarter
- **11/8 vs. JAX:** Registered the fifth multi-touchdown game for his career, rushing for a pair of one-yard touchdowns

2014 (w/ NYJ - 16/10)

Registered a team-high 821 rushing yards on 198 carries (4.1 rush avg) and six touchdowns ... Added 18 receptions for 123 yards (6.8 rec. avg.)

- **9/7 vs. OAK:** Gained 102 yards on 10 carries (10.2 rush avg.), including a career-long 71-yard touchdown in the fourth quarter
- **12/1 vs. MIA:** Ran for 62 yards on 16 carries (3.9 rush avg.) and helped team run for 277 yards, the eighth-highest output in Jets history
- **12/28 at MIA:** Registered the first receiving touchdown of his career on an

eight-yard pass

2013 (w/ NYJ - 15/6)

Rushed for 833 yards on 182 rushes (4.6 rush avg.) and three touchdowns, and caught two passes for 10 yards (5.0 rec. avg.)

- **10/20 vs. N.E.:** Voted FedEx Ground NFL Player of the Week after rushing 34 times for 104 yards
- **11/3 vs. N.O.:** Finished with 139 rushing yards on 18 carries (7.7 rush avg.)
- **12/22 vs. CLE:** Finished with 20 carries for 109 yards (5.5 rush avg.)

2012 (w/ N.O. - 6/2)

Played in six games with two starts, rushing for 217 yards on 40 attempts (5.4 rush avg.) and two touchdowns ... Added two receptions for 15 yards (7.5 rec. avg.)

- **11/5 vs. PHI:** Gained 48 rushing yards on 10 carries (4.8 rush avg.) and added a 22-yard touchdown run
- **11/11 vs. ATL:** Carried seven times for 72 yards (10.3 rush avg.) and scored on a 56-yard run

2011 (w/ N.O. - 6/2, 2/0)

Spent the first seven weeks of the season on the Physically Unable to Perform list recovering from foot and sports hernia surgeries ... Played in six games and had 79 rushes for 374 yards (4.7 rush avg.) and one touchdown ... Played in both postseason games and rushed 22 times for 70 yards (3.2 rush avg.)

- **1/1 vs. CAR:** Ran 19 times for 127 yards and one touchdown

2010 (w/ N.O. - 12/3)

Appeared in 12 games with three starts and led the team in rushing, carrying 137 times for 716 yards (5.2 rush avg.) with five touchdowns ... Ranked fourth in the NFL in yards per carry and second among rookies in rushing yardage ... Named an All-Rookie by The Sporting News and Pro Football Weekly/Pro Football Writers of America

- **10/17 at T.B.:** Rushed 15 times for 158 yards (10.5 rush avg.)
- **11/25 at DAL:** Registered two touchdowns as he rushed seven times for 38 yards
- **12/5 at CIN:** Carried 15 times for 117 yards (7.8 rush avg.) with two touchdowns

COLLEGE (at Washington State, 2006-08; at Tiffin University, 2009-10)

• As a senior, carried 39 times for 223 yards in five games before suffering season-ending knee injury

• Appeared in 22 games over three season at Washington State, rushing for 534 yards on 91 attempts (5.9 rush avg.) and four touchdowns

Personal

- Earned three letters in football for head coach John King and two in track and field at Longview (Texas) H.S.
- Named best fullback by 5ATexasFootball.com and was a unanimous first-team All-District 12 5A selection
- Parents are Kenny and Judy Gilliland
- Twitter handle is @ivory33



REGULAR SEASON CAREER STATISTICS

YEAR	TEAM	GP/GS	NO	RUSHING				NO	YDS	RECEIVING			
				YDS	AVG	LG	TD			AVG	LG	TD	
2010	N.O.	12/3	137	716	5.2	55t	5	1	17	17.0	17	0	
2011	N.O.	6/2	79	374	4.7	35t	1	0	0	0.0	0	0	
2012	N.O.	6/2	40	217	5.4	56t	2	2	15	7.5	13	0	
2013	NYJ	15/6	182	833	4.6	69	3	2	10	5.0	12	0	
2014	NYJ	16/10	198	821	4.1	71t	6	18	123	6.8	23	1	
2015	NYJ	15/14	247	1070	4.3	58	7	30	217	7.2	36	1	
2016	JAX	11/1	117	439	3.8	42	3	20	186	9.3	37	0	
2017	JAX	5/0	38	159	4.2	19	0	7	69	9.9	29	0	
NFL totals:			8 yrs. 86/38	1,038	4,629	4.5	71t	27	81	637	7.9	37	2



POSTSEASON CAREER STATISTICS

YEAR	TEAM	GP/GS	NO	RUSHING				NO	YDS	RECEIVING		
				YDS	AVG	LG	TD			AVG	LG	TD
2011	N.O.	2/0	22	70	3.2	19	0	0	0	0.0	0	0
NFL totals:			7 yrs. 2/0	22	70	3.2	19	0	0	0.0	0	0



CAREER HIGHS

	GAME	SEASON
Rushing attempts:	34 (10/20/13 vs. New England)	247 (2015)
Rushing yards:	166 (10/4/15 at Miami)	1,070 (2015)
Longest rush:	71 (9/7/14 vs. Oakland)	71 (2014)
Rushing touchdowns:	2 (three times, last: 10/26/14 vs. Buffalo)	7 (2015)
Receptions:	6 (11/20/16 at Detroit)	30 (2015)
Receiving yards:	75 (11/20/16 at Detroit)	217 (2015)
Receiving touchdowns:	1 (two times, last: 10/25/15 at New England)	14 (2015)

CHRIS IVORY

2017 GAME-BY-GAME STATISTICS

DATE	GAME	RUSHING					RECEIVING				
		NO	YDS	AVG	LG	TD	NO	YDS	AVG	LG	TD
09/10	at Houston	9	42	4.7	17	0	1	11	11.0	11	0
09/17	vs. Tennessee	6	17	2.8	6	0	3	31	10.3	29	0
09/24	vs. Baltimore	6	17	2.8	9	0	2	25	12.5	14	0
10/01	at New York Jets	9	42	4.7	10	0	1	2	2.0	2	0
10/08	at Pittsburgh	8	41	5.1	19	0	0	0	0.0	0	0
10/15	vs. LA Rams										
10/22	at Indianapolis										
	BYE WEEK										
11/05	vs. Cincinnati										
11/12	vs. LA Chargers										
11/19	at Cleveland										
11/26	at Arizona										
12/03	vs. Indianapolis										
12/10	vs. Seattle										
12/17	vs. Houston										
12/24	at San Francisco										
12/31	at Tennessee										
2017 totals:		38	159	4.2	19	0	7	69	9.9	29	0

2016 GAME-BY-GAME STATISTICS

DATE	GAME	RUSHING					RECEIVING				
		NO	YDS	AVG	LG	TD	NO	YDS	AVG	LG	TD
09/11	vs. Green Bay						ina				
09/18	at San Diego						ina				
09/25	vs. Baltimore	12	14	1.2	4	0	1	9	9.0	9	0
10/02	vs. Indianapolis	8	29	3.6	13	0	0	0	0.0	0	0
	BYE WEEK										
10/16	at Chicago	11	32	2.9	9	1	2	3	1.5	2	0
10/23	vs. Oakland	5	48	9.6	42	0	2	3	1.5	3	0
10/27	at Tennessee	4	6	1.5	4	0	1	6	6.0	6	0
11/06	at Kansas City	18	107	5.9	42	0	1	0	0.0	0	0
11/13	vs. Houston	9	31	3.4	13	0	2	10	5.0	8	0
11/20	at Detroit	17	39	2.3	8	0	6	75	12.5	22	0
11/27	at Buffalo	9	44	4.9	14	1	1	11	11.0	1	0
12/04	vs. Denver						ina				
12/11	vs. Minnesota						ina				
12/18	at Houston	10	44	4.4	17	0	0	0	0.0	0	0
12/24	vs. Tennessee	14	45	3.2	13	1	4	69	17.3	37	0
01/01	at Indianapolis						ina				
2016 totals:		117	439	3.8	42	3	20	186	9.3	37	0

2015 GAME-BY-GAME STATISTICS

DATE	GAME	RUSHING					RECEIVING				
		NO	YDS	AVG	LG	TD	NO	YDS	AVG	LG	TD
09/13	vs. Cleveland	20	91	4.6	19	2	1	9	9.0	9	0
09/21	at Indianapolis	14	57	4.1	19	0	2	3	1.5	2	0
09/27	vs. Philadelphia						DNP				
10/04	at Miami	29	166	5.7	24	1	0	0	0.0	0	0
	BYE WEEK										
10/18	vs. Washington	20	146	7.3	54	1	3	50	16.7	24	0
10/25	at New England	17	41	2.4	7	0	3	24	8.0	9	1
11/01	at Oakland	15	17	1.1	7	0	3	24	8.0	9	0
11/08	vs. Jacksonville	23	26	1.1	9	2	3	22	7.3	16	0
11/12	vs. Buffalo	18	99	5.5	21	0	2	36	18.0	36	0
11/22	at Houston	8	36	4.5	23	0	1	9	9.0	9	0
11/29	vs. Miami	21	87	4.1	31	1	2	15	7.5	9	0
12/06	at N.Y. Giants	10	47	4.7	20	0	5	22	4.4	11	0
12/13	vs. Tennessee	22	101	4.6	32	0	1	6	6.0	6	0
12/19	at Dallas	13	37	2.8	8	0	1	5	5.0	5	0
12/27	vs. New England	11	38	3.5	17	0	4	4	1.0	6	0
01/03	at Buffalo	6	81	13.5	58	0	0	0	0.0	0	0
2015 totals:		247	1070	4.3	58	7	30	217	7.2	36	1

2014 GAME-BY-GAME STATISTICS

DATE	GAME	RUSHING					RECEIVING				
		NO	YDS	AVG	LG	TD	NO	YDS	AVG	LG	TD
09/07	vs. Oakland	10	102	10.2	71	1	0	0	0.0	0	0
09/14	at Green Bay	13	44	3.4	9	1	1	3	3.0	3	0
09/22	vs. Chicago	10	44	4.4	17	0	4	52	13.0	23	0
09/28	vs. Detroit	17	84	4.9	17	0	2	16	8.0	8	0
10/05	at San Diego	9	44	4.9	17	0	2	16	8.0	8	0
10/12	vs. Denver	8	7	0.9	5	0	0	0	0.0	0	0
10/16	at New England	21	107	5.1	16	1	4	18	4.5	7	0
10/26	vs. Buffalo	13	43	3.3	9	2	0	0	0.0	0	0
11/02	at Kansas City	8	22	2.8	6	0	0	0	0.0	0	0
11/09	vs. Pittsburgh	14	51	3.6	12	0	0	0	0.0	0	0
	BYE WEEK										
11/24	at Buffalo	7	31	4.4	17	0	3	7	2.3	6	0
12/01	vs. Miami	16	62	3.9	11	0	0	0	0.0	0	0
12/07	at Minnesota	16	73	4.6	15	0	1	4	4.0	4	0
12/14	at Tennessee	12	25	2.1	12	1	1	1	1.0	1	0
12/21	vs. New England	11	53	4.8	16	0	0	0	0.0	0	0
12/28	at Miami	13	29	2.2	9	0	1	8	8.0	8	1
2014 totals:		198	821	4.1	71	6	18	123	6.8	23	1

2013 GAME-BY-GAME STATISTICS

DATE	GAME	RUSHING					RECEIVING				
		NO	YDS	AVG	LG	TD	NO	YDS	AVG	LG	TD
09/08	vs. Tampa Bay	10	15	1.5	7	0	0	0	0.0	0	0
09/12	at New England	12	52	4.3	11	0	0	0	0.0	0	0
09/22	vs. Buffalo	4	5	1.3	5	0	0	0	0.0	0	0
09/29	at Tennessee						ina				
10/07	at Atlanta	4	27	6.8	19	0	0	0	0.0	0	0
10/13	vs. Pittsburgh	4	16	4.0	9	0	0	0	0.0	0	0
10/20	vs. New England	34	104	3.1	17	0	1	-2	-2.0	-2	0
10/27	at Cincinnati	6	11	1.8	5	0	0	0	0.0	0	0
11/03	vs. New Orleans	18	139	7.7	52	1	0	0	0.0	0	0
	BYE WEEK										
11/17	at Buffalo	15	98	6.5	69	1	0	0	0.0	0	0
11/24	at Baltimore	9	35	3.9	17	0	0	0	0.0	0	0
12/01	vs. Miami	12	61	5.1	32	0	1	12	12.0	12	0
12/08	vs. Oakland	18	76	4.2	15	1	0	0	0.0	0	0
12/15	at Carolina	11	66	5.5	28	0	0	0	0.0	0	0
12/22	vs. Cleveland	20	109	5.5	28	0	0	0	0.0	0	0
12/29	at Miami	5	19	3.8	5	0	0	0	0.0	0	0
2013 totals:		182	833	4.6	69	3	2	10	5.0	12	0

2012 GAME-BY-GAME STATISTICS

DATE	GAME	RUSHING					RECEIVING				
		NO	YDS	AVG	LG	TD	NO	YDS	AVG	LG	TD
09/09	vs. Washington						ina				
09/16	at Carolina						ina				
09/23	vs. Kansas City						ina				
09/30	at Green Bay						ina				
10/07	vs. San Diego						DNP				
	BYE WEEK										
10/21	at Tampa Bay						ina				
10/28	at Denver						DNP				
11/05	vs. Philadelphia	10	48	4.8	22	1	1	2	2.0	2	0
11/11	vs. Atlanta	7	72	10.3	56	1	1	13	13.0	13	0
11/18	at Oakland	8	37	4.6	25	0	0	0	0.0	0	0
11/25	vs. San Francisco	8	34	4.3	7	0	0	0	0.0	0	0
11/29	at Atlanta	3	4	1.3	6	0	0	0	0.0	0	0
12/09	at N.Y. Giants						ina				
12/16	vs. Tampa Bay						ina				
12/23	at Dallas						ina				
12/30	vs. Carolina	4	22	5.5	11	0	0	0	0.0	0	0
2012 totals:		40	217	5.4	56	2	2	15	7.5	13	0

CHRIS IVORY



2011 GAME-BY-GAME STATISTICS

DATE	GAME	RUSHING					RECEIVING					
		NO	YDS	AVG	LG	TD	NO	YDS	AVG	LG	TD	
09/08	at G.B.											
09/18	vs. Chicago											
09/25	vs. Houston											
10/02	at Jacksonville											
10/09	at Carolina											
10/16	at Tampa Bay											
10/23	vs. Indianapolis											
10/30	at St. Louis	6	18	3.0	6	0	0	0	0.0	0	0	0
11/06	vs. Tampa Bay	15	67	4.5	12	0	0	0	0.0	0	0	0
11/13	at Atlanta											
	BYE WEEK											
11/28	vs. N.Y. Giants											
12/04	vs. Detroit											
12/11	vs. Tennessee	13	53	4.1	25	0	0	0	0.0	0	0	0
12/18	vs. Minnesota	18	74	4.1	12	0	0	0	0.0	0	0	0
12/26	vs. Atlanta	8	35	4.4	11	0	0	0	0.0	0	0	0
01/01	vs. Carolina	19	127	6.7	35t	1	0	0	0.0	0	0	0
2011 totals:		79	374	4.7	35t	1	0	0	0.0	0	0	0
01/07	vs. Detroit	13	47	3.6	19	0	0	0	0.0	0	0	0
01/14	at San Francisco	9	23	2.6	7	0	0	0	0.0	0	0	0
Postseason totals:		22	70	3.2	19	0	0	0	0.0	0	0	0



2010 GAME-BY-GAME STATISTICS

DATE	GAME	RUSHING					RECEIVING					
		NO	YDS	AVG	LG	TD	NO	YDS	AVG	LG	TD	
09/09	vs. Minnesota											
09/20	at San Francisco											
09/26	vs. Atlanta	7	13	1.9	9	0	0	0	0.0	0	0	0
10/03	vs. Carolina	12	67	5.6	14	0	0	0	0.0	0	0	0
10/10	at Arizona	10	39	3.9	14	0	0	0	0.0	0	0	0
10/17	at Tampa Bay	15	158	10.5	33	0	1	17	17.0	17	0	0
10/24	vs. Cleveland	15	48	3.2	8	0	0	0	0.0	0	0	0
10/31	vs. Pittsburgh	7	7	1.0	6	0	0	0	0.0	0	0	0
11/07	at Carolina	12	50	4.2	11	0	0	0	0.0	0	0	0
	BYE WEEK											
11/21	vs. Seattle	23	99	4.3	24	1	0	0	0.0	0	0	0
11/25	at Dallas	7	38	5.4	17	2	0	0	0.0	0	0	0
12/05	at Cincinnati	15	117	7.8	55t	2	0	0	0.0	0	0	0
12/12	vs. St. Louis	7	47	6.7	18	0	0	0	0.0	0	0	0
12/19	at Baltimore											
12/27	at Atlanta											
01/02	vs. Tampa Bay	7	33	4.7	11	0	0	0	0.0	0	0	0
2010 totals:		137	716	5.2	55t	5	1	17	17.0	17	0	0

MYLES JACK

44

MYLES JACK

LINEBACKER

6-1 244 LBS


UCLA

BORN SEPTEMBER 3, 1995

SCOTTSDALE, ARIZONA

ACQ: 2ND ROUND OF 2016 DRAFT (36TH)

EXP: 2ND YEAR



TRANSACTIONS

Originally drafted by Jacksonville in the second round (36th overall) of the 2016 draft on choice obtained from Baltimore for Jaguars' second (38th overall)- and fifth (146th overall)-round choices

PRO (Games played/started - 21/15)

Made his NFL and Jaguars debut in the team's season opener in 2016

2017 (w/ JAX - 5/5)

- **9/10 at HOU:** Started at SLB and led the team with 14 tackles (eight solo) and also had one tackle for a loss
- **9/17 vs. TEN:** Tied for second on the team with six tackles (five solo) and also recorded one sack, one tackle for a loss and a quarterback hit
- **9/24 vs. BAL:** Started at SLB and recorded four solo tackles
- **10/1 at NYJ:** Second on the team with nine tackles (eight solo) and also recorded one tackle for a loss and one fumble recovery, which he returned 81 yards for his first career touchdown
- **10/8 at PIT:** Started at SLB and recorded nine tackles (five solo)

2016 (w/ JAX - 16/10)

Played in all 16 games starting at OTTO in 10 his rookie ... Totaled 22 tackles (16 solo) to rank tied for 12th on the team in tackles

- **9/11 vs. G.B.:** Played in 12 snaps on special teams in NFL and team debut
- **9/18 at S.D.:** Saw action at LB, making two solo tackles, and on special teams
- **9/25 vs. BAL:** Saw action on special teams
- **10/2 vs. IND:** Earned his first career start at OTTO and made four tackles (three solo) and one pass defended
- **10/16 at CHI:** Started at OTTO and made one solo tackle
- **10/23 vs. OAK:** Started at OTTO and recorded one solo tackle and saw time on special teams
- **10/27 at TEN:** Started at OTTO and saw action on special teams
- **11/6 at K.C.:** Started at OTTO and made one solo tackle
- **11/13 vs. HOU:** Started at OTTO and made two solo tackles, including one special teams tackle
- **11/20 at DET:** Saw action at OTTO and posted three tackles (two solo), including one tackle for loss
- **11/27 at BUF:** Started at OTTO and made five tackles (two solo), including his first career half-sack
- **12/4 vs. DEN:** Started at OTTO and made one solo tackle
- **12/11 vs. MIN:** Saw action at OTTO and made one tackle
- **12/18 at HOU:** Saw action at OTTO and made one tackle
- **12/24 vs. TEN:** Saw action at OTTO
- **1/1 at IND:** Started at OTTO and recorded one pass defended

COLLEGE (at UCLA, 2013-15)

As as a junior, started in all three games he played before injuring his knee in practice ... Registered 15 tackles ... Starter in all 13 games at LB and named second-team all-conference ... Finished second on the team with 88 tackles, 8.0 for loss, and seven passes defended ... As a freshman, saw action in all 13 games with 12 starts, 11 at LB and one at RB ... Finalist for the Paul Hornung Award as the nation's most versatile player ... Named first-team All-America by Athlon Sports as an all-purpose player and honorable mention All-America by SI.com ... First-team Freshman All-America selection by Sporting News ... Named both offensive and defensive freshman of the year in the Pac-12 by coaches ... Earned second-team All-Pac-12 honors ... His 75 tackles ranked fifth on the team and as the second-most ever by a true freshman ... Led team with 11 passes defended ... Scored seven rushing touchdowns on the season (second on the school's freshman list behind DeShaun Foster in 1998) ... Earned a spot on the Athletic Director's Academic Honor Roll in 2013 Fall and 2014 Winter quarters

PERSONAL

- A four-star recruit from Bellevue (Wash.) High School, according to both scout.com and rivals.com
- Ranked as the nation's No. 4 OLB and No. 1 in the west
- Also played running back in high school for an offense that averaged more than 46 points per game his senior season
- Selected to play in the U.S. Army All-American game, where he posted five tackles
- Earned letters in track (three) and basketball (one)
- Son of H. David Jack and La Sonjia (Fisher) Jack
- Has one brother, Jahlen
- Twitter handle is @MylesJack

REGULAR SEASON CAREER STATISTICS

YEAR	TEAM	GP/GS	TKL	SOLO	ASST	SACKS	FF	FR	PD	TFL
2016	JAX	16/10	22	16	6	0.5	0	0	2	1
2017	JAX	5/5	42	30	12	1.0	0	1	0	3
NFL totals: 2 yr. 21/15			64	46	18	1.5	0	1	2	4

2017 GAME-BY-GAME STATISTICS

DATE	OPP	TKL	SOLO	ASST	ST	SACKS	FF	FR	PD	TFL
09/10	at Houston	14	8	6	0	0.0	0	0	0	1
09/17	vs. Tennessee	6	5	1	0	1.0	0	0	0	1
09/24	vs. Baltimore	4	4	0	0	0.0	0	0	0	0
10/01	at New York Jets	9	8	1	0	0.0	0	1	0	1
10/08	at Pittsburgh	9	5	4	0	0.0	0	0	0	0
10/15	vs. LA Rams									
10/22	at Indianapolis									
BYE WEEK										
11/05	vs. Cincinnati									
11/12	vs. LA Chargers									
11/19	at Cleveland									
11/26	at Arizona									
12/03	vs. Indianapolis									
12/10	vs. Seattle									
12/17	vs. Houston									
12/24	at San Francisco									
12/31	at Tennessee									
2017 totals:		42	30	12	0	1.0	0	1	0	3

2016 GAME-BY-GAME STATISTICS


DATE	OPP	TKL	SOLO	ASST	ST	SACKS	FF	FR	PD	TFL
09/11	vs. Green Bay	0	0	0	0	0.0	0	0	0	0
09/18	at San Diego	2	2	0	0	0.0	0	0	0	0
09/25	vs. Baltimore	0	0	0	0	0.0	0	0	0	0
10/02	vs. Indianapolis	4	3	1	0	0.0	0	0	1	0
BYE WEEK										
10/16	at Chicago	1	1	0	0	0.0	0	0	0	0
10/23	vs. Oakland	1	1	0	0	0.0	0	0	0	0
10/27	at Tennessee	0	0	0	0	0.0	0	0	0	0
11/06	at Kansas City	1	1	0	0	0.0	0	0	0	0
11/13	vs. Houston	2	2	0	0	0.0	0	0	0	0
11/20	at Detroit	3	2	1	0	0.0	0	0	0	1
11/27	at Buffalo	5	2	3	0	0.5	0	0	0	0
12/04	vs. Denver	1	1	0	0	0.0	0	0	0	0
12/11	vs. Minnesota	1	0	1	0	0.0	0	0	0	0
12/18	at Houston	1	1	0	0	0.0	0	0	0	0
12/24	vs. Tennessee	0	0	0	0	0.0	0	0	0	0
01/01	at Indianapolis	0	0	0	0	0.0	0	0	1	0
2016 totals:		22	16	6	0	0.5	0	0	2	1

MALIK JACKSON

97

MALIK JACKSON

DEFENSIVE LINEMAN
6-5 290 LBS.
TENNESSEE
BORN JANUARY 11, 1990
VAN NUYS, CALIFORNIA
ACQ: UFA (DENVER) 2016
EXP: 6TH YEAR



TRANSACTIONS

Originally selected by Denver in the fifth round (137th overall) of the 2012 NFL Draft ... Signed by Jacksonville as an unrestricted free agent on 3/10/16

PRO (Games played/started - 83/45, 8/7)

- Sixth-year defensive lineman joined the Jaguars after spending four years in Denver
- Has played in 83 regular season games (45 starts) and eight playoff contests (seven starts) during his first four years with the Broncos
- Has recorded 21 tackles (16 solo), two passes defended, two forced fumbles, one sack and one fumble recovery in eight playoff games

2017 (w/ JAX - 5/5)

- **9/10 at HOU:** Started at DT and recorded three solo tackles, one sack, one tackle for a loss and one pass defended
- **9/17 vs. TEN:** Started at DT and recorded two solo tackles
- **9/24 vs. BAL:** Started at DT and recorded two tackles (one solo) and a half of a sack
- **10/1 at NYJ:** Started at DT and recorded one solo tackle and one tackle for a loss
- **10/8 at PIT:** Started at DT

2016 (w/ JAX - 16/16)

Started all 16 games at DT ... Led the team in passes defended (19) and ranked the fifth-most in the NFL among defensive linemen ... Totaled the second-most tackles for loss (11) and sacks (6.5)

- **9/11 vs. G.B.:** Started at DT in his Jaguars debut
- **9/18 at S.D.:** Started at DT and made two tackles (one solo), including one tackle for loss
- **9/25 vs. BAL:** Registered his first sack of the season and first sack as a Jaguar
- **10/2 vs. IND:** Posted a season-high five solo tackles, including one tackle for loss, and one pass defended
- **10/16 at CHI:** Started at DT and made three tackles, including one tackle for loss
- **10/23 vs. OAK:** Started at DT and recorded one quarterback hit
- **10/27 at TEN:** Started at DT
- **11/6 at K.C.:** Started at DT, making one tackle and was credited with 0.5 sack
- **11/13 vs. HOU:** Started at DT and made four solo tackles
- **11/20 at DET:** Started at DT and tallied two tackles (one solo) and one sack
- **11/27 at BUF:** Started at DT and made five tackles (four solo), including 2.0 sacks
- **12/4 vs. DEN:** Started at DT and made two solo tackles
- **12/11 vs. MIN:** Started at DT and made one solo tackle and one fumble recovery
- **12/18 at HOU:** Started at DT and recorded three tackles (one solo), one tackle for a loss and one pass defended
- **12/24 vs. TEN:** Tallied one tackle for loss and one pass defended
- **1/1 at IND:** Started at DT and tallied two solo tackles, tied a career-high with 2.0 sacks and also registered two tackles for a loss

2015 (w/ DEN - 16/16, 3/3)

Started all 16 games for the first time in his career, finishing with a career-high 45 tackles (34 solo), 5.0 sacks and a career-best seven passes defended ... Started all three of Denver's postseason contests and tallied nine tackles (eight solo) and a fumble recovery for a TD in Super Bowl 50

- **9/17 vs. K.C.:** Finished with three tackles, one sack and one pass defended that led to CB Chris Harris Jr.'s interception at the Broncos' 10-yard line
- **9/27 at DET:** Posted three tackles, one fumble recovery and 0.5 sacks
- **10/11 at OAK:** Registered six tackles (five solo) and one sack
- **10/18 at CLE:** Posted four tackles (three solo), two tackles for loss and one sack
- **12/20 at PIT:** Tallied five tackles (four solo) and 1.5 sacks
- **2/7 vs. CAR (Super Bowl 50):** Recorded five tackles (five solo) and recovered a fumble in the end zone, marking the seventh fumble recovery for a touchdown in Super Bowl history

2014 (w/ DEN - 16/3, 1/1)

Played all 16 games for the second consecutive season and totaled 42 tackles (33 solo), four passes defended, three sacks and one forced fumble ... Was part of a rushing defense that allowed just 79.8 rushing yards per game, the lowest single-season figure in team history and the NFL's second-best mark in 2014

- **9/7 vs. IND:** Posted two tackles (one solo) and 0.5 sacks in season opener
- **10/5 vs. ARI:** Had two tackles (one solo) and 0.5 sacks
- **12/7 vs. BUF:** Tallied a season-high six tackles (six solo) and one sack

- **1/11 vs. IND:** Posted four tackles (one solo) in AFC Divisional Playoff Game 2013 (w/ DEN - 16/5, 3/3)

Played all 16 regular season games (five starts) and led Denver's defensive line with 42 tackles ... Ranked second on the team with six sacks and led the team with 11 tackles for loss ... Added four passes defended and one forced fumble ... Started in all three postseason games for the Broncos and made eight tackles (seven solo), one sack and two passes defended

- **9/23 vs. OAK:** Recorded his first career sack, splitting it with LB Wesley Woodyard
- **10/13 vs. JAX:** Posted a season-high seven tackles (five solo), two sacks and one pass defended
- **12/1 at K.C.:** Made his first NFL start ... Forced his first career fumble while adding two solo tackles
- **1/12 vs. S.D.:** Made his first postseason start and registered three tackles and one sack in team's AFC Divisional Playoff Game

2012 (w/ DEN - 14/0, 1/0)

Played 14 games as a rookie and totaled five tackles (three solo)

COLLEGE (at Southern California, 2008-09; at Tennessee, 2010-11)

- Played 46 games (24 starts) at Southern California and Tennessee and made 136 tackles (67 solo), 13 sacks, four forced fumbles and one fumble recovery
- Earned first-team All-SEC as a senior and second-team all-conference as a junior
- As a senior, led the Volunteers in tackles for loss (11) and sacks (2.5)
- Saw action in 21 games as a reserve defensive lineman at USC and recorded 22 tackles (15 solo), 5.5 sacks and two forced fumbles

PERSONAL

- Made 103 tackles and 14.5 sacks at Birmingham High School in Van Nuys, Calif.
- Helped lead Birmingham to the 2006 Los Angeles City title with 10.5 sacks as a junior
- Twin brother, Marquis, was all-conference DE for Texas Southern University from 2010-11

REGULAR SEASON CAREER STATISTICS

YEAR	TEAM	GP/GS	TKL	SOLO	ASST	SACKS	FF	FR	PD
2012	DEN	14/0	5	3	2	0.0	0	0	0
2013	DEN	16/5	42	30	12	6.0	1	0	4
2014	DEN	16/3	42	33	9	3.0	1	0	4
2015	DEN	16/16	45	34	11	5.0	0	2	7
2016	JAX	16/16	33	28	5	6.5	0	1	3
2017	JAX	5/5	8	7	1	1.5	0	0	1
NFL totals: 6 yrs.		83/45	175	135	40	22.0	2	3	19

POSTSEASON CAREER STATISTICS

YEAR	TEAM	GP/GS	TKL	SOLO	ASST	SACKS	FF	FR	PD
2012	DEN	1/0	0	0	0	0.0	0	0	0
2013	DEN	3/3	8	7	1	1.0	0	0	2
2014	DEN	1/1	4	1	3	0.0	0	0	0
2015	DEN	3/3	9	8	1	0.0	0	1	0
NFL totals: 4 yrs.		8/7	21	16	5	1.0	0	1	2

CAREER HIGHS

	GAME	SEASON
Tackles:	7 (10/13/13 vs. Jacksonville)	45 (2015)
Sacks:	2.0 (three times, last: 1/1/17 at IND)	6.5 (2016)
Forced fumbles:	1 (twice, last: 11/9/14 at Oakland)	1 (2013 & 2014)
Fumble recoveries:	1 (three times last: 12/11/16 vs. MIN)	2 (2015)
Passes defended:	2 (six times, last: 12/13/15 vs. Oakland)	7 (2015)

2017 GAME-BY-GAME STATISTICS

DATE	OPP	TKL	SOLO	ASST	SACKS	FF	FR	PD	TFL
09/10	at Houston	3	3	0	1.0	0	0	1	1
09/17	vs. Tennessee	2	2	0	0.0	0	0	0	0
09/24	vs. Baltimore	2	1	1	0.5	0	0	0	0
10/01	at New York Jets	1	1	0	0.0	0	0	0	1
10/08	at Pittsburgh	0	0	0	0.0	0	0	0	0
10/15	vs. LA Rams								
10/22	at Indianapolis								
	BYE WEEK								
11/05	vs. Cincinnati								
11/12	vs. LA Chargers								
11/19	at Cleveland								
11/26	at Arizona								
12/03	vs. Indianapolis								
12/10	vs. Seattle								
12/17	vs. Houston								
12/24	at San Francisco								
12/31	at Tennessee								
2017 totals:		8	7	1	1.5	0	0	1	2

MALIK JACKSON

2016 GAME-BY-GAME STATISTICS

DATE	OPP	TKL	SOLO	ASST	SACKS	FF	FR	PD	TFL
09/11	vs. Green Bay	0	0	0	0.0	0	0	0	0
09/18	at San Diego	2	1	1	0.0	0	0	0	1
09/25	vs. Baltimore	2	2	0	1.0	0	0	0	1
10/02	vs. Indianapolis	5	5	0	0.0	0	0	1	1
BYE WEEK									
10/16	at Chicago	3	3	0	0.0	0	0	0	1
10/23	vs. Oakland	0	0	0	0.0	0	0	0	0
10/27	at Tennessee	0	0	0	0.0	0	0	0	0
11/06	at Kansas City	1	0	1	0.5	0	0	0	0
11/13	vs. Houston	4	4	0	0.0	0	0	0	0
11/20	at Detroit	2	1	1	1.0	0	0	0	1
11/27	at Buffalo	5	4	1	2.0	0	0	0	2
12/04	vs. Denver	2	2	0	0.0	0	0	0	0
12/11	vs. Minnesota	1	1	0	0.0	0	1	0	0
12/18	at Houston	3	2	1	0.0	0	0	1	1
12/24	vs. Tennessee	1	1	0	0.0	0	0	1	1
01/01	at Indianapolis	2	2	0	2.0	0	0	0	2
2016 totals:		33	28	5	6.5	0	1	3	11

2015 GAME-BY-GAME STATISTICS

DATE	OPP.	TKL	SOLO	ASST	SACKS	FF	FR	PD
09/13	vs. Baltimore	3	0	3	0.0	0	0	0
09/17	at Kansas City	3	0	3	1.0	0	0	0
09/27	at Detroit	2	1	1	0.5	0	1	0
10/04	vs. Minnesota	2	1	1	0.0	0	0	0
10/11	at Oakland	6	5	1	1.0	0	0	0
10/18	at Cleveland	4	3	1	1.0	0	0	0
11/01	vs. Green Bay	2	1	1	0.0	0	0	1
11/08	at Indianapolis	5	3	2	0.0	0	0	2
11/15	vs. Kansas City	3	3	0	0.0	0	0	0
11/22	at Chicago	0	0	0	0.0	0	1	0
11/29	vs. New England	1	0	1	0.0	0	0	0
12/06	at San Diego	2	2	0	0.0	0	0	2
12/13	vs. Oakland	2	2	0	0.0	0	0	2
12/20	at Pittsburgh	5	3	2	1.5	0	0	0
12/28	vs. Cincinnati	3	2	1	0.0	0	0	0
01/03	vs. San Diego	2	2	0	0.0	0	0	0
2015 totals:		45	34	11	5.0	0	2	7

01/17	vs. Pittsburgh	2	1	1	0.0	0	0	0
01/24	vs. New England	2	2	0	0.0	0	0	0
02/07	vs. Carolina	5	5	0	0.0	0	1	0
Postseason totals:		9	8	1	0.0	0	1	0

2014 GAME-BY-GAME STATISTICS

DATE	OPP.	TKL	SOLO	ASST	SACKS	FF	FR	PD	
09/07	vs. Indianapolis	2	1	1	0.5	0	0	0	
09/14	vs. Kansas City	1	1	0	0.0	0	0	0	
09/21	at Seattle	5	0	5	0.0	0	0	0	
BYE WEEK									
10/05	vs. Arizona	2	1	1	0.5	0	0	0	
10/12	at N.Y. Jets	4	3	1	0.0	0	0	0	
10/19	vs. San Francisco	1	1	0	1.0	0	0	0	
10/23	vs. San Diego	1	1	0	1.0	0	0	0	
11/02	at New England	2	1	1	0.0	0	0	0	
11/09	at Oakland	1	1	0	0.0	1	0	0	
11/16	at St. Louis	5	5	0	0.0	0	0	0	
11/23	vs. Miami	3	3	0	0.0	0	0	0	
11/30	at Kansas City	0	0	0	0.0	0	0	0	
12/07	vs. Buffalo	6	6	0	1.0	0	0	0	
12/14	at San Diego	2	2	0	0.0	0	0	2	
12/22	at Cincinnati	5	5	0	0.0	0	0	0	
12/28	vs. Oakland	2	2	0	0.0	0	0	2	
2014 Totals:		42	33	9	3.0	1	0	4	

01/11	vs. Indianapolis	4	1	3	0.0	0	0	0
Postseason totals:		4	1	3	0.0	0	0	0

2013 GAME-BY-GAME STATISTICS

DATE	OPP.	TKL	SOLO	ASST	SACKS	FF	FR	PD
09/05	vs. Baltimore	1	0	1	0.0	0	0	0
09/15	at N.Y. Giants	2	2	0	0.0	0	0	0
09/23	vs. Oakland	1	0	1	0.5	0	0	0
09/29	vs. Philadelphia	0	0	0	0.0	0	0	0
10/06	at Dallas	2	1	1	1.0	0	0	0
10/13	vs. Jacksonville	7	5	2	2.0	0	0	1
10/20	at Indianapolis	3	1	2	0.0	0	0	1
10/27	vs. Washington	1	1	0	0.0	0	0	0
11/10	at San Diego	3	1	2	0.5	0	0	2
11/17	vs. Kansas City	3	1	2	0.0	0	0	2
11/24	at New England	1	1	0	0.0	0	0	0
12/01	at Kansas City	2	2	0	0.0	1	0	0
12/08	vs. Tennessee	4	4	0	1.0	0	0	0
12/12	vs. San Diego	3	3	0	0.0	0	0	0
12/22	at Houston	5	4	1	0.0	0	0	0
12/29	at Oakland	4	4	0	1.0	0	0	0
2013 Totals:		42	30	12	6.0	1	0	4

01/12	vs. San Diego	3	3	0	1.0	0	0	0
01/19	vs. New England	0	0	0	0.0	0	0	1
02/02	vs. Seattle	5	4	1	0.0	0	0	1
Postseason totals:		8	7	1	1.0	0	0	2

2012 GAME-BY-GAME STATISTICS

DATE	OPP.	TKL	SOLO	ASST	SACKS	FF	FR	PD	
09/09	vs. Pittsburgh				ina				
09/17	at Atlanta	0	0	0	0.0	0	0	0	
09/23	vs. Houston	1	1	0	0.0	0	0	0	
09/30	vs. Oakland	0	0	0	0.0	0	0	0	
10/07	at New England	1	1	0	0.0	0	0	0	
10/15	at San Diego				DNP				
BYE WEEK									
10/28	vs. San Diego	0	0	0	0.0	0	0	0	
11/04	at Cincinnati	0	0	0	0.0	0	0	0	
11/11	at Carolina	1	1	0	0.0	0	0	0	
11/18	vs. San Diego	0	0	0	0.0	0	0	0	
11/25	at Kansas City	0	0	0	0.0	0	0	0	
12/02	vs. Tampa Bay	0	0	0	0.0	0	0	0	
12/06	at Oakland	0	0	0	0.0	0	0	0	
12/16	at Baltimore	0	0	0	0.0	0	0	0	
12/23	vs. Cleveland	1	0	1	0.0	0	0	0	
12/30	vs. Kansas City	1	1	0	0.0	0	0	0	
2012 Totals:		42	30	12	6.0	1	0	4	

01/12	vs. Baltimore	1	0	1	0.0	0	0	0
Postseason totals:		1	0	1	0.0	0	0	0

ABRY JONES

95

ABRY JONES

DEFENSIVE TACKLE

6-4 318 LBS

GEORGIA

BORN SEPTEMBER 8, 1991

WARNER ROBINS, GEORGIA

ACQ: FREE AGENT 2013

EXP: 5TH YEAR



TRANSACTIONS

Originally signed by Jacksonville as an undrafted rookie on 4/27/13 ... Placed on injured reserve on 1/1/16

PRO (Games played/started - 59/16)

- Earned roster spot as an undrafted rookie in 2013
- Played in all 16 games in 2014

2017 (w/ JAX - 5/5)

- **9/10 at HOU:** Started at NT and assisted on two tackles and recorded a half sack, two quarterback hits and recovered one fumble
- **9/17 vs. TEN:** Started at NT
- **9/24 vs. BAL:** Started at NT and recorded two solo tackles
- **10/1 at NYJ:** Started at NT and recorded three tackles (two solo)
- **10/8 at PIT:** Started at NT and recorded five tackles (two solo), half of a sack and a career-high three passes defended ... Tipped the ball that was intercepted by LB **Telvin Smith** and returned for a TD

2016 (w/ JAX - 15/9)

Started nine of 15 games played ... Totaled 32 tackles (26 solo), including four for a loss, and one PD

- **9/11 vs. G.B.:** Played five snaps at DT and 17 on special teams
- **9/18 at S.D.:** Saw action at DT and made one tackle
- **9/25 vs. BAL:** Saw action at DT and on special teams
- **10/2 vs. IND:** Saw action at DT and made two tackles (one solo)
- **10/16 at CHI:** Saw action at DT, making two solo tackles, including one tackle for loss
- **10/23 vs. OAK:** Totaled three solo tackles, including one tackle for a loss
- **10/27 at TEN:** Started at DT and had three tackles (two solo)
- **11/6 at K.C.:** Started at DT and made two solo tackles
- **11/13 vs. HOU:** Started at DT and made two solo tackles
- **11/20 at DET:** Started at DT and made five tackles (four solo), including one tackle for loss and one pass defended
- **11/27 at BUF:** Inactive (ankle)
- **12/4 vs. DEN:** Started at DT and made two solo tackles
- **12/11 vs. MIN:** Started at DT and made one solo tackle
- **12/18 at HOU:** Started at DT and recorded three tackles (two solo) and had one tackle for a loss
- **12/24 vs. TEN:** Started at DT and made three tackles (two solo)
- **1/1 at IND:** Started at DT and made three solo tackles

2015 (w/ JAX - 15/0)

Played in 15 games before being placed on the team's injured reserve list for the final regular season game ... Totaled 16 tackles (seven solo), 2.0 sacks, one forced fumble and one fumble recovery

- **10/4 at IND:** Saw action at DT and special teams, and recorded his first career fumble recovery
- **10/11 at T.B.:** Made five tackles (three solo), including two tackles for loss and recorded one pass defended
- **10/25 vs. BUF:** Made one tackle (one solo), including one sack
- **11/15 at BAL:** Made four tackles (one solo), including a sack-fumble that was recovered by DT **Tyson Alualu**

2014 (w/ JAX - 16/2)

Played in all 16 games for the first time in his career and registered a career-best 39 tackles (23 solo), three sacks, four tackles for loss, three quarterback hits and one forced fumble

- **10/5 vs. PIT:** Registered a career-high two sacks including a sack/forced fumble of QB **Ben Roethlisberger** early in the fourth quarter ... Also sacked Roethlisberger in the second quarter ... Added one QB pressure and one tackle for loss
- **10/19 vs. CLE:** Made three solo tackles, one QB hit and one tackle for loss ...
- **12/7 vs. HOU:** Saw action at DT and matched his season-high with four tackles (three solo)
- **12/18 vs. TEN:** Made first career start and totaled a career-high five tackles (three solo) along with one sack ... Sacked QB **Charlie Whitehurst** for a three-yard loss on the opening possession
- **12/28 at HOU:** Started for the second consecutive game and totaled three tackles (one solo)

2013 (w/ JAX - 8/0)

Played in eight games as a rookie after earning a roster spot as an undrafted free agent ... Totaled nine tackles, 0.5 sacks and one QB hit

- **10/6 at STL:** Made NFL debut on and saw action on defense
- **10/20 vs. SD:** Made first career tackle
- **12/22 vs. TEN:** Saw extensive action in DL rotation and posted a career-high four tackles (three solo), one QB hit and split a sack with LB **Paul Posluszny** in the first quarter
- **12/29 at IND:** Totaled two solo tackles in season-finale

COLLEGE (at Georgia, 2009-12)

- Three-year letterman and appeared in 46 games, making 26 starts at DE and DT
- Career totals include 107 tackles (52 solo), 35 QB pressures, 13.5 tackles for a loss, 5.0 sacks and two forced fumbles
- Received the David Jacobs Award as a player who, by example, portray courage, spirit, character and determination
- Majored in communication studies

PERSONAL

- Attended Northside (Ga.) High School
- USA Today All-USA second-team selection
- Twitter handle is @JUSTAB3

REGULAR SEASON CAREER STATISTICS

YEAR	TEAM	GP/GS	TKL	SOLO	ASST	SACKS	FF	FR	PD	TFL
2013	JAX	8/0	9	8	1	0.5	0	0	0	0
2014	JAX	16/2	39	23	16	3.0	1	0	1	3
2015	JAX	15/0	16	7	9	2.0	1	1	2	3
2016	JAX	15/9	32	26	6	0.0	0	0	1	4
2017	JAX	5/5	12	6	6	1.0	0	1	3	0
7NFL totals:		5 yrs. 59/16	108	70	38	6.5	2	2	7	10

CAREER HIGHS

	GAME	SEASON
Tackles:	5 (four times, last: 10/8/17 at PIT)	39 (2014)
Sacks:	2.0 (10/5/14 vs. PIT)	3.0 (2014)
Forced fumbles:	1 (twice, last: 11/15/15 at BAL)	1 (2014 & 2015)
Fumble recoveries:	1 (twice, last: 9/10/17 at HOU)	1 (2014)
Passes defended:	3 (10/8/17 at PIT)	3 (2017)

2017 GAME-BY-GAME STATISTICS

DATE	OPP	TKL	SOLO	ASST	ST	SACKS	FF	FR	PD	TFL
09/10	at Houston	2	0	2	0	0.5	0	1	0	0
09/17	vs. Tennessee	0	0	0	0	0.0	0	0	0	0
09/24	vs. Baltimore	2	2	0	0	0.0	0	0	0	0
10/01	at New York Jets	3	2	1	0	0.0	0	0	0	0
10/08	at Pittsburgh	5	2	3	0	0.5	0	0	3	0
10/15	vs. LA Rams									
10/22	at Indianapolis									
	BYE WEEK									
11/05	vs. Cincinnati									
11/12	vs. LA Chargers									
11/19	at Cleveland									
11/26	at Arizona									
12/03	vs. Indianapolis									
12/10	vs. Seattle									
12/17	vs. Houston									
12/24	at San Francisco									
12/31	at Tennessee									
2017 totals:		12	6	6	0	1.0	0	1	3	0

ABRY JONES



2016 GAME-BY-GAME STATISTICS

DATE	OPP	TKL	SOLO	ASST	ST	SACKS	FF	FR	PD	TFL
09/11	vs. Green Bay	0	0	0	0	0.0	0	0	0	0
09/18	at San Diego	1	0	1	0	0.0	0	0	0	0
09/25	vs. Baltimore	0	0	0	0	0.0	0	0	0	0
10/02	vs. Indianapolis	2	1	1	0	0.0	0	0	0	0
BYE WEEK										
10/16	at Chicago	2	2	0	0	0.0	0	0	0	1
10/23	vs. Oakland	3	3	0	0	0.0	0	0	0	1
10/27	at Tennessee	3	2	1	0	0.0	0	0	0	0
11/06	at Kansas City	2	2	0	0	0.0	0	0	0	0
11/13	vs. Houston	2	2	0	0	0.0	0	0	0	0
11/20	at Detroit	5	4	1	0	0.0	0	0	1	1
11/27	at Buffalo					ina				
12/04	vs. Denver	2	2	0	0	0.0	0	0	0	0
12/11	vs. Minnesota	1	1	0	0	0.0	0	0	0	0
12/18	at Houston	3	2	1	0	0.0	0	0	0	1
12/24	vs. Tennessee	3	2	1	0	0.0	0	0	0	0
01/01	at Indianapolis	3	3	0	0	0.0	0	0	0	0
2016 totals:		32	26	6	0	0.0	0	0	1	4



2015 GAME-BY-GAME STATISTICS

DATE	GAME	TKL	SOLO	ASST	ST	SACKS	FF	FR	PD	TFL
09/13	vs. Carolina	0	0	0	0	0.0	0	0	0	0
09/20	vs. Miami	0	0	0	0	0.0	0	0	0	0
09/27	at New England	1	0	1	0	0.0	0	0	1	0
10/04	at Indianapolis	0	0	0	0	0.0	0	1	0	0
10/11	at Tampa Bay	5	3	2	0	0.0	0	0	1	2
10/18	vs. Houston	0	0	0	0	0.0	0	0	0	0
10/25	vs. Buffalo	1	1	0	0	1.0	0	0	0	1
BYE WEEK										
11/08	at N.Y. Jets	3	0	3	0	0.0	0	0	0	0
11/15	at Baltimore	4	1	3	0	1.0	1	0	0	0
11/19	vs. Tennessee	1	1	0	0	0.0	0	0	0	0
11/29	vs. San Diego	0	0	0	0	0.0	0	0	0	0
12/06	at Tennessee	0	0	0	0	0.0	0	0	0	0
12/13	vs. Indianapolis	0	0	0	0	0.0	0	0	0	0
12/20	vs. Atlanta	1	1	0	0	0.0	0	0	0	0
12/27	at New Orleans	0	0	0	0	0.0	0	0	0	0
01/03	at Houston					IR				
2015 totals:		16	7	9	0	2.0	1	1	2	3



2014 GAME-BY-GAME STATISTICS

DATE	GAME	TKL	SOLO	ASST	ST	SACKS	FF	FR	PD	TFL
09/07	at Philadelphia	0	0	0	0	0.0	0	0	0	0
09/14	at Washington	3	2	1	0	0.0	0	0	0	1
09/21	vs. Indianapolis	1	1	0	0	0.0	0	0	0	0
09/28	at San Diego	0	0	0	0	0.0	0	0	0	0
10/05	vs. Pittsburgh	4	4	0	0	2.0	1	0	0	0
10/12	at Tennessee	2	2	0	0	0.0	0	0	0	0
10/19	vs. Cleveland	3	3	0	0	0.0	0	0	0	1
10/26	vs. Miami	1	0	1	0	0.0	0	0	1	0
11/02	at Cincinnati	3	1	2	0	0.0	0	0	0	0
11/09	vs. Dallas	1	1	0	0	0.0	0	0	0	0
BYE WEEK										
11/23	at Indianapolis	3	1	2	0	0.0	0	0	0	0
11/30	vs. N.Y. Giants	3	1	2	0	0.0	0	0	0	0
12/07	vs. Houston	4	3	1	0	0.0	0	0	0	0
12/14	at Baltimore	3	0	3	0	0.0	0	0	0	0
12/18	vs. Tennessee	5	3	2	0	1.0	0	0	0	1
12/28	at Houston	3	1	2	0	0.0	0	0	0	0
2014 totals:		39	23	16	0	3.0	1	0	1	3




2013 GAME-BY-GAME STATISTICS

DATE	GAME	TKL	SOLO	ASST	ST	SACKS	FF	FR	PD	TFL
09/08	vs. Kansas City					ina				
09/15	at Oakland					ina				
09/22	at Seattle					ina				
09/29	vs. Indianapolis					ina				
10/06	at St. Louis	0	0	0	0	0.0	0	0	0	0
10/13	at Denver	0	0	0	0	0.0	0	0	0	0
10/20	vs. San Diego	1	1	0	0	0.0	0	0	0	0
10/27	vs. San Francisco					ina				
BYE WEEK										
11/10	at Tennessee					ina				
11/17	vs. Arizona					ina				
11/24	at Houston					ina				
12/01	at Cleveland	0	0	0	0	0.0	0	0	0	0
12/05	vs. Houston	1	1	0	0	0.0	0	0	0	0
12/15	vs. Buffalo	1	1	0	0	0.0	0	0	0	0
12/22	vs. Tennessee	4	3	1	0	0.5	0	0	0	0
12/29	at Indianapolis	2	2	0	0	0.0	0	0	0	0
2013 totals:		9	8	1	0	0.5	0	0	0	0

BEN KOYACK

83

BEN KOYACK



TIGHT END

6-5 258 LBS

NOTRE DAME

BORN APRIL 9, 1993

OIL CITY, PENNSYLVANIA

ACQ: 7TH ROUND OF 2015 DRAFT (229TH)

EXP: 2ND YEAR

TRANSACTIONS

Originally drafted by Jacksonville in the seventh round (229th overall) of the 2015 draft ... Signed by Jacksonville to the practices squad on 9/6/15

PRO (Games played/started - 19/7)

Spent his rookie season in 2015 on the practice squad before starting the 2016 season on the active roster

2017 (w/ JAX - 5/0)

- 9/10 at HOU: Saw action at TE
- 9/17 vs. TEN: Saw action at TE
- 9/24 vs. BAL: Saw action at TE
- 10/1 at NYJ: Saw action at TE and on special teams
- 10/8 at PIT: Saw action at TE and on special teams

2016 (w/ JAX - 14/7)

- 9/11 vs. G.B.: Played eight snaps on special teams and lined up at TE six times
- 9/18 at S.D.: Saw action at TE and on special teams, and made one special teams tackle
- 9/25 vs. BAL: Inactive (knee)
- 10/2 vs. IND: Inactive (knee)
- 10/16 at CHI: Saw action on special teams and one snap at TE
- 10/23 vs. OAK: Saw action at TE and special teams ... Provided key block to spring Chris Ivory's 42-yard run
- 10/27 at TEN: Posted his first career receptions (five) for 41 yards (8.2 rec. avg.)
- 11/6 at K.C.: Saw action at TE and on special teams
- 11/13 vs. HOU: Earned his first career start at TE and caught three passes for 35 yards (11.7 rec. avg.)
- 11/20 at DET: Started at TE and made one fumble recovery on special teams
- 11/27 at BUF: Started at TE and had two catches for 23 yards
- 12/4 vs. DEN: Started at TE and made one reception for four yards
- 12/11 vs. MIN: Posted two receptions for 19 yards
- 12/18 at HOU: Started at TE and caught one pass for two yards
- 12/24 vs. TEN: Started at TE and had two catches for 12 yards
- 1/1 at IND: Started at TE and had three catches for 25 yards, including his first career touchdown reception, a 14-yard pass from QB Blake Bortles

COLLEGE (at Notre Dame, 2011-14)

- Participated in the 2015 Senior Bowl
- Named to the Mackey Award Watch List, given annually to the most outstanding Tight End in FBS college football
- As a senior, started at tight end in all 13 games and totaled 30 receptions for 317 yards and two TDs

PERSONAL

- Played for coach Matt LaVerde at Oil City (Pa.) High School
- Received first-team Pennsylvania all-state honors from Pennsylvania Sportswriters and Associated Press in 2010
- Rated best tight end in country and 25th-best prospect overall by Scout.com
- Recorded 62 receptions for 1,031 yards and 11 TDs as a senior ... Averaged 16.6 yards per catch
- Besides tight end, played quarterback, wide receiver, defensive end and linebacker
- Hails from family of musicians and is proficient playing trombone, piano and euphonium
- Son of David and Karen
- Twitter handle is @koymonster

REGULAR SEASON CAREER STATISTICS

YEAR	TEAM	GP/GS	NO	YDS	AVG	LG	TD
2015	JAX				ps		
2016	JAX	14/7	19	161	8.5	17	1
2017	JAX	5/0	0	0	0.0	0	0
NFL totals: 2 yr.		19/7	19	161	8.5	17	1

2017 GAME-BY-GAME STATISTICS

DATE	OPP	RECS	YDS	AVG.	LG	TD
09/10	at Houston	0	0	0.0	0	0
09/17	vs. Tennessee	0	0	0.0	0	0
09/24	vs. Baltimore	0	0	0.0	0	0
10/01	at New York Jets	0	0	0.0	0	0
10/08	at Pittsburgh	0	0	0.0	0	0
10/15	vs. LA Rams					
10/22	at Indianapolis					
	BYE WEEK					
11/05	vs. Cincinnati					
11/12	vs. LA Chargers					
11/19	at Cleveland					
11/26	at Arizona					
12/03	vs. Indianapolis					
12/10	vs. Seattle					
12/17	vs. Houston					
12/24	at San Francisco					
12/31	at Tennessee					
2017 totals:		0	0	0.0	0	0

2016 GAME-BY-GAME STATISTICS

DATE	OPP	RECS	YDS	AVG.	LG	TD
09/11	vs. Green Bay	0	0	0.0	0	0
09/18	at San Diego	0	0	0.0	0	0
09/25	vs. Baltimore			ina		
10/02	vs. Indianapolis			ina		
	BYE WEEK					
10/16	at Chicago	0	0	0.0	0	0
10/23	vs. Oakland	0	0	0.0	0	0
10/27	at Tennessee	5	41	8.2	14	0
11/06	at Kansas City	0	0	0.0	0	0
11/13	vs. Houston	3	35	11.7	15	0
11/20	at Detroit	0	0	0.0	0	0
11/27	at Buffalo	2	23	11.5	17	0
12/04	vs. Denver	1	4	4.0	4	0
12/11	vs. Minnesota	2	19	9.5	15	0
12/18	at Houston	1	2	2.0	2	0
12/24	vs. Tennessee	2	12	6.0	6	0
01/01	at Indianapolis	3	25	8.3	14t	1
2016 totals:		19	161	8.5	17	1

Additional statistics: one special teams tackle; one fumble recovery on special teams on 11/20 at DET

MARQISE LEE

11

MARQISE LEE

WIDE RECEIVER
6-0 196 LBS.

SOUTHERN CALIFORNIA
BORN NOVEMBER 25, 1991
INGLEWOOD, CALIFORNIA
ACQ: 2ND ROUND OF 2014 DRAFT (39TH)
EXP: 4TH YEAR



TRANSACTIONS

Originally drafted by Jacksonville in the second round (39th overall) of the 2014 draft

PRO (Games played/started - 44/20)

- Was first of two receivers selected by the Jaguars in the second round of 2014 draft
- Became 24th WR selected by the Jaguars in franchise history, the fifth-highest in team history
- Marked the seventh USC player drafted by the Jaguars in team history, the second-most among any colleges (Florida, 9)
- Became the seventh player in Jaguars history to return a kickoff for a TD and tied former RB **Maurice Jones-Drew** for longest kickoff return in team history

2017 (w/ JAX - 5/5)

- **9/10 at HOU:** Started at WR and returned one punt for seven yards
- **9/17 vs. TEN:** Started at WR and led the team with seven receptions for 76 yards (10.9 avg.) and also returned one punt for four yards
- **9/24 vs. BAL:** Started at WR and recorded four receptions for a team-high 65 yards (16.3 avg.) and returned two punts for two yards
- **10/1 at NYJ:** Started at WR and recorded two receptions for 18 yards
- **10/8 at PIT:** Recorded two receptions for a team-high 49 yards, including a long reception of 31 yards

2016 (w/ JAX - 16/6)

Set career highs with 63 receptions for 851 yards and three TDs ... The first player to record at least one passing TD, one receiving TD and one kickoff return for a TD in a single season since 1978 (BAL's **Joe Washington**)

- **9/11 vs. G.B.:** Made two catches for 22 yards
- **9/18 at S.D.:** Had five receptions for a career-high-tying 75 yards (15.0 rec. avg.)
- **9/25 vs. BAL:** Recorded five receptions for 44 yards (8.8 rec. avg.)
- **10/2 vs. IND:** Had four catches for 28 yards (7.0 rec. avg.)
- **10/16 at CHI:** Posted a team-high six receptions for 61 yards (10.2 rec. avg.) ... Returned one kickoff for 26 yards
- **10/23 vs. OAK:** Posted a team-high seven receptions for 107 yards with a long reception of 38 yards, all of which were career highs and the first game with 100+ yards ... Returned 4 kickoffs for 93 yards with a long return of 34 yards
- **10/27 at TEN:** Had one reception for 21 yards ... Returned two kickoffs for 45 yards
- **11/6 at K.C.:** Posted four receptions for a team-high 84 yards (21.0 rec. avg.) ... Returned three kickoffs for 87 yards (29.0 avg.), including a long of 45
- **11/13 vs. HOU:** Posted four receptions for 50 yards (12.5 rec. avg.)
- **11/20 at DEI:** Had four catches for 52 yards (13.0 rec. avg.) and his first TD reception of the season ... Rushed once for six yards and posted a 42-yard kickoff return
- **11/27 at BUF:** Led the team with four receptions for 37 yards and a 20-yard TD reception ... Returned one kick for 36 yards
- **12/4 vs. DEN:** Started at WR and made three catches for 34 yards ... Rushed two times for 10 yards
- **12/11 vs. MIN:** Started at WR and posted five receptions for a career-high 113 yards (22.6 avg.) ... Returned three kicks for 66 yards (22.0 avg.)
- **12/18 at HOU:** Started at WR and returned two kickoffs for 133 yards, including a franchise-tying longest kickoff return with a 100-yard kickoff return TD ...
- **12/24 vs. TEN:** Started at WR and recorded three receptions for 37 yards and one touchdown ... Threw first career pass in the NFL, a 20-yard touchdown to QB **Blake Bortles** in the fourth quarter
- **1/1 at IND:** Started at WR and recorded six receptions for 86 yards (14.3 avg.)

2015 (w/ JAX - 10/1)

Played in 10 games during his second season with one start, totaling 15 receptions for 191 yards (12.7 rec. avg.) for one TD ... Added five rushes for 38 yards (7.6 rush avg.)

- **9/20 vs. MIA:** Had two receptions for 27 yards (13.5 avg.) in season debut ... Also rushed once for 12 yards
- **12/6 at TEN:** Had one reception for 17 yards in his first start of the season at WR ... Also recorded one rush for four yards
- **12/20 vs. ATL:** Had two receptions for 46 yards (23.0 avg.), including a season-long 30-yard reception in the fourth quarter
- **12/27 at N.O.:** Recorded three receptions for 26 yards (8.7 rec. avg.) and one TD ... Rushed once for nine yards (9.0 rush avg.)

2014 (w/ JAX - 13/8)

Appeared in 13 games as a rookie with eight starts and registered 37 receptions for 422 yards and one TD ... Missed three consecutive games with a hamstring injury

- **9/7 at PHI:** Started at WR in NFL debut and tied for the team lead with six catches for 62 yards with a long of 18 ... Joined WR **Allen Hurns** as first two rookie WRs to start in season-opener in franchise history
- **9/14 at WAS:** Started at WR and had two receptions for 11 yards ... Missed next three games with a hamstring injury
- **10/12 at TEN:** Returned to action after missing three games and finished with two receptions for 26 yards with a long of 16 yards .
- **11/23 at IND:** Led the team with 52 yards on three receptions (17.3 avg.) with a career-long 37-yard catch in the fourth quarter
- **11/30 vs. NYG:** Started at WR and led team with six catches for 75 yards ... Scored on a 30-yard TD pass from QB **Blake Bortles** in the third quarter, his first career score
- **12/7 vs. HOU:** Started at WR and posted five receptions for 67 yards with a long of 31 yards, his third straight game with a 30-plus yard reception
- **12/18 vs. TEN:** Started at WR and led team with four catches for 65 yards including a 34-yard grab in the third quarter ... Marked fourth straight game with four or more receptions

COLLEGE (at Southern California, 2011-13)

- Three-year starter who declared for the NFL Draft following his junior season
- Career totals included 248 receptions for 3,655 yards (14.7 avg.) with 29 TDs
- Owns 24 school records and set five Pac-12 Conference marks
- Won the Biletnikoff Award as a sophomore as the nation's top receiver
- Ranked first in school history in receiving yards, second in receptions and fourth in receiving TDs
- Was a long jumper and sprinter on USC's track team
- Became the school's first Biletnikoff Award winner as a sophomore as well as unanimous All-American and All-Pac 12 Conference first-team choice
- Majored in sociology

PERSONAL

- Attended Serra High School in Gardena, Calif.
- Lettered in football, basketball and track
- Earned Parade All-American as a senior as well as Super Prep All-American, Under Armour All-American, ESPNU 150, Rivals 100 and Prep Star Dream Team
- Finished with 57 receptions for 1,409 yards (24.7 avg.) with 24 TDs in final season along with 45 tackles and three INTs
- Was a sprinter and jumper on the track team, boasting a national prep No. 3 best 24-8 long jump, plus career bests of 44-7 in the triple jump, 6-4 in the high jump, 10.74 in the 100 meters and 22.11 in the 200 meters

REGULAR SEASON CAREER STATISTICS

YEAR	TEAM	GP/GS	NO	YDS	AVG	LG	TD
2014	JAX	13/8	37	422	11.4	37	1
2015	JAX	10/1	15	191	12.7	30	1
2016	JAX	16/6	63	851	13.5	51	3
2017	JAX	5/5	15	208	13.9	35	0
NFL totals: 3 yrs.		44/20	130	1,672	12.9	51	5

Additional statistics: 14 rushes for 82 yards (5.9 rush avg.); one pass completion for 20 yards and one TD; 18 kickoff returns for 350 yards and one TD

CAREER HIGHS

	GAME	SEASON
Receptions:	7 (10/23/16 vs. OAK)	63 (2016)
Receiving yards:	113 (12/11/16 vs. BUF)	851 (2016)
Longest reception:	51 (11/6/16 at K.C.)	51 (2016)
Receiving touchdowns:	1 (five times, last: 12/24/16 vs. TEN)	3 (2016)

MARQISE LEE



2017 GAME-BY-GAME STATISTICS

DATE	OPP	RECEIVING				
		RECs	YDS	AVG.	LG	TD
09/10	at Houston	0	0	0.0	0	0
09/17	vs. Tennessee	7	76	10.9	19	0
09/24	vs. Baltimore	4	65	16.3	35	0
10/01	at New York Jets	2	18	9.0	10	0
10/08	at Pittsburgh	2	49	24.5	31	0
10/15	vs. LA Rams					
10/22	at Indianapolis					
	BYE WEEK					
11/05	vs. Cincinnati					
11/12	vs. LA Chargers					
11/19	at Cleveland					
11/26	at Arizona					
12/03	vs. Indianapolis					
12/10	vs. Seattle					
12/17	vs. Houston					
12/24	at San Francisco					
12/31	at Tennessee					
2017 totals:		15	208	13.9	35	0

DATE	GAME	PUNT RETURNS				
		NO.	YDS	AVG.	LG	TD
09/10	at Houston	1	7	7.0	7	0
09/17	vs. Tennessee	1	4	4.0	4	0
09/24	vs. Baltimore	2	2	1.0	1	0
10/01	at New York Jets	1	0	0.0	0	0
10/08	at Pittsburgh	0	0	0.0	0	0
10/15	vs. LA Rams					
10/22	at Indianapolis					
	BYE WEEK					
11/05	vs. Cincinnati					
11/12	vs. LA Chargers					
11/19	at Cleveland					
11/26	at Arizona					
12/03	vs. Indianapolis					
12/10	vs. Seattle					
12/17	vs. Houston					
12/24	at San Francisco					
12/31	at Tennessee					
2017 totals:		5	13	2.6	7	0



2016 GAME-BY-GAME STATISTICS

DATE	OPP	RECEIVING				
		RECs	YDS	AVG.	LG	TD
09/11	vs. Green Bay	2	22	11.0	12	0
09/18	at San Diego	5	75	15.0	22	0
09/25	vs. Baltimore	5	44	8.8	20	0
10/02	vs. Indianapolis	4	28	7.0	13	0
	BYE WEEK					
10/16	at Chicago	6	61	10.2	14	0
10/23	vs. Oakland	7	107	15.3	38	0
10/27	at Tennessee	1	21	21.0	21	0
11/06	at Kansas City	4	84	21.0	51	0
11/13	vs. Houston	4	50	12.5	18	0
11/20	at Detroit	4	52	13.0	29	1
11/27	at Buffalo	4	37	9.3	20t	1
12/04	vs. Denver	3	34	11.3	17	0
12/11	vs. Minnesota	5	113	22.6	39	0
12/18	at Houston	0	0	0.0	0	0
12/24	vs. Tennessee	3	37	12.3	21t	1
01/01	at Indianapolis	6	86	14.3	22	0
2016 totals:		63	851	13.5	51	3

DATE	GAME	KICK RETURNS				
		NO.	YDS	AVG.	LG	TD
09/11	vs. Green Bay	0	0	0.0	0	0
09/18	at San Diego	0	0	0.0	0	0
09/25	vs. Baltimore	0	0	0.0	0	0
10/02	vs. Indianapolis	0	0	0.0	0	0
	BYE WEEK					
10/16	at Chicago	1	26	26.0	26	0
10/23	vs. Oakland	4	93	23.3	34	0
10/27	at Tennessee	2	45	22.5	25	0
11/06	at Kansas City	3	87	29.0	45	0
11/13	vs. Houston	1	17	17.0	17	0
11/20	at Detroit	1	42	42.0	42	0
11/27	at Buffalo	1	36	36.0	36	0
12/04	vs. Denver	0	0	0.0	0	0
12/11	vs. Minnesota	3	66	22.0	25	0
12/18	at Houston	2	133	66.5	100t	1
12/24	vs. Tennessee	0	0	0.0	0	0
01/01	at Indianapolis	0	0	0.0	0	0
2016 totals:		18	545	30.3	100t	1

Additional statistics: three rushes for 23 yards (7.7 rush avg.); and one completion for 20 yards and one TD (on 12/24 vs. TEN)



2015 GAME-BY-GAME STATISTICS

DATE	GAME	RECs	YDS	AVG.	LG	TD
09/13	vs. Carolina			ina		
09/20	vs. Miami	2	27	13.5	18	0
09/27	at New England	1	13	13.0	13	0
10/04	at Indianapolis			ina		
10/11	at Tampa Bay			ina		
10/18	vs. Houston			ina		
10/25	vs. Buffalo			ina		
11/01	BYE WEEK					
11/08	at N.Y. Jets			ina		
11/15	at Baltimore	1	8	8.0	8	0
11/19	vs. Tennessee	0	0	0.0	0	0
11/29	vs. San Diego	1	3	3.0	3	0
12/06	at Tennessee	1	17	17.0	17	0
12/13	vs. Indianapolis	1	21	21.0	21	0
12/20	vs. Atlanta	2	46	23.0	30	0
12/27	at New Orleans	3	26	8.7	18	1
01/03	at Houston	3	30	10.0	14	0
2015 totals:		15	191	12.7	30	1

Additional statistics: Five rushes for 38 yards (7.6 avg.)

MARQISE LEE



2014 GAME-BY-GAME STATISTICS

DATE	GAME	RECS	YDS	AVG.	LG	TD
09/07	at Philadelphia	6	62	10.3	18	0
09/14	at Washington	2	11	5.5	8	0
09/21	vs. Indianapolis			ina		
09/28	at San Diego			ina		
10/05	vs. Pittsburgh			ina		
10/12	at Tennessee	2	26	13.0	16	0
10/19	vs. Cleveland	1	20	20.0	20	0
10/26	vs. Miami	1	9	9.0	9	0
11/02	at Cincinnati	0	0	0.0	0	0
11/09	vs. Dallas	1	13	13.0	13	0
	BYE WEEK					
11/23	at Indianapolis	3	52	17.3	37	0
11/30	vs. N.Y. Giants	6	75	12.5	30	1
12/07	vs. Houston	5	67	13.4	31	0
12/14	at Baltimore	4	14	3.5	13	0
12/18	vs. Tennessee	4	65	16.3	34	0
12/28	at Houston	2	8	4.0	4	0
2014 totals:		37	422	11.4	37	1

Additional statistics: Three rushes for nine yards (3.0 avg.)

MARCEDES LEWIS

89

MARCEDES LEWIS



TIGHT END

6-6 267 LBS.


UCLA

BORN MAY 19, 1984

LONG BEACH, CALIFORNIA

ACQ: 1ST ROUND OF 2006 DRAFT (28TH)

EXP: 12TH YEAR



TRANSACTIONS

Originally drafted by Jacksonville in the first round (28th overall) of the 2006 draft ... Placed on injured reserve on 11/21/16

PRO (Games played/started - 159/145)

- 12th-year pro has spent his entire career with Jacksonville
- Became Jaguars first Pro Bowl tight end after he earned honors in 2010
- One of three Jaguars to record 4,000+ career receiving yards, joining **Jimmy Smith** (12,287) and **Kenann McCardell** (6,393)
- Former 2006 first-round pick ranks third in Jaguars history in career receiving yards and receiving TDs and fourth in receptions
- Owns team record for receptions, career TDs, receiving yards and receptions of 25-plus yards by a TE

2017 (w/ JAX - 5/5)

Selected as an offensive captain by his teammates for the 2017 season

- **9/10 at HOU:** Started at TE
- **9/17 vs. TEN:** Started at TE
- **9/24 vs. BAL:** Started at TE and recorded four receptions for 62 yards and three TDs, which is a career-high single game performance ... Joins WR **Allen Robinson** and former WR **Jimmy Smith** as the only players in franchise history to catch at least three TD passes in a single game
- **10/1 at NYJ:** Started at TE
- **10/8 at PIT:** Started at TE and recorded one reception for 14 yards

2016 (w/ JAX - 10/10)

Began his 11th season with the Jaguars, the second-longest career with the team in franchise history ... Placed on injured reserve on 11/21/16

- **9/11 vs. G.B.:** Made two catches for 48 yards, including a 37-yard screen pass
- **9/18 at S.D.:** Posted two receptions for 17 yards, including a 4-yard TD reception
- **9/25 vs. BAL:** Had three receptions for 20 yards (6.7 rec. avg.)
- **10/2 vs. IND:** Exited the game with a hip injury after a 12-yard reception in the second quarter
- **10/16 at CHI:** Started at TE
- **10/23 vs. OAK:** Played in 150th career game, starting at TE, and recorded one reception for 11 yards
- **10/27 at TEN:** Had four receptions for 23 yards (5.8 rec. avg.)
- **11/6 at K.C.:** Had two catches for 23 yards (11.5 rec. avg.)
- **11/13 vs. HOU:** Posted three catches for -1 yards
- **11/20 at DET:** Started at TE and posted two receptions for 16 yards

2015 (w/ JAX - 16/16)

Started and played in all 16 games in his 10th season and totaled 16 receptions for 226 yards (14.1 rec. avg.)

- **10/4 at IND:** Had five receptions for 40 yards (8.0 rec. avg.)
- **11/29 vs. S.D.:** Made one reception for 24 yards (24.0 rec. avg.)
- **12/6 at TEN:** Started at TE, playing in his 140th career game and tallied one reception for seven yards (7.0 rec. avg.)
- **1/3 at HOU:** Had one reception for a season-long 45 yards

2014 (w/ JAX - 8/8)

Played and started in eight games ... Suffered a high ankle sprain in Week 2 and was placed on injured reserve/designated to return on Sept. 16 ... Finished with 18 catches for 206 yards and two TDs

- **9/7 at PHI:** Started at TE in season-opener and tied for the team-lead with six receptions for 35 yards
- **9/14 at WAS:** Registered a career-long 63-yard TD reception from QB **Chad Henne** in the second quarter ... Finished with two catches for 71 yards ... Left the game in the third quarter with a high ankle sprain ... Was placed on injured reserve/designated to return on Sept. 16
- **12/7 vs. HOU:** Hauled in a 35-yard reception in the fourth quarter and led team with 69 yards on three receptions
- **12/14 at BAL:** Had 22 yards on two receptions with a long of 17 yards
- **12/18 vs. TEN:** Made a four-yard TD reception in the second quarter

2013 (w/ JAX - 11/11)

Played in 11 games with 11 starts and produced 25 catches for 359 yards and four TDs ... Missed five of the first six games with a calf injury suffered in the preseason ... Had a TD reception in four straight games which tied a franchise record ... Was inactive for first three games and made season debut on **9/29 vs. IND** but strained his calf on the

third play from scrimmage and did not return

- **11/17 vs. ARI:** Started his 100th career game at TE and totaled 23 yards on three catches
- **12/1 at CLE:** Finished with three catches for 26 yards including an 8-yard TD reception from RB **Maurice Jones-Drew** in the second quarter
- **12/5 vs. HOU:** Scored on a one-yard pass from QB **Chad Henne** on the opening drive of the game ... Added a season-long 41-yard reception in the first quarter
- **12/15 vs. BUF:** Led team with 54 yards on four catches with one TD ... Hooked up with Henne for a 13-yard TD in the fourth quarter, his third straight game with a TD reception
- **12/22 vs. TEN:** Tied a franchise-record with a receiving TD in four straight games, hooking up with Henne for a four-yard score in the first quarter ... Finished with four catches for 50 yards with a long of 30 yards
- **12/29 at IND:** Finished season with 70 yards on three catches including a 36-yard reception in the fourth quarter

2012 (w/ JAX - 16/15)

Played in all 16 games for the fourth time in his career ... Ranked third on the club with 52 receptions for 540 yards and four TDs, the second-highest receiving totals of his career

- **9/9 at MIN:** Opened season with five receptions for 52 yards and a TD ... Scored on a one-yard pass from QB **Blaine Gabbert** in the second quarter
- **9/30 vs. CIN:** Had three catches for 32 yards and scored on a two-yard pass from Gabbert in the second quarter
- **10/28 at GB:** Played in his 100th career game and recorded two receptions for 21 yards
- **11/18 at HOU:** Had a 13-yard TD pass from QB **Chad Henne** in the first quarter and a one-yard TD grab in the third quarter ... Finished with 40 yards on three receptions ... Marked his third career game with multiple TD receptions
- **12/2 at BUF:** Had a season-high 68 yards on four receptions
- **12/30 at TEN:** Concluded season with a career-high 103 yards on seven receptions ... Joined **Kyle Brady** and **Pete Mitchell** as only TEs in franchise history to eclipse 100 receiving yards and it marked the fourth time overall

2011 (w/ JAX - 15/15)

Started 15 games at TE ... Team captain ... Led team with 460 receiving yards on 39 receptions (11.8 avg.) ... One of five tight ends (**Jason Witten**, Dallas; **Owen Daniels**, Houston; **Jimmy Graham**, New Orleans; **Dustin Keller**, New York Jets) to lead team in receiving yards

- **9/11 vs. TEN:** Had two receptions for 28 yards in season-opener and left game early with a calf injury
- **11/20 at CLE:** Established career-high with seven receptions for 64 yards ... Became sixth player in team history with 200 career receptions and only second TE to accomplish the feat (**Kyle Brady**, 241)
- **12/11 vs. TB:** Registered a career-high 77 receiving yards on two receptions ... Had a then-career-long 62-yard reception in the second quarter from QB **Blaine Gabbert**

2010 (w/ JAX - 16/16)

Earned first Pro Bowl honors after career-best 58 receptions for 700 yards and 10 TDs ... The 10 TDs tied a single-season franchise record ... Was voted backup for Pro Bowl but became starter after **Antonio Gates** withdrew ... Receptions and yards were second-best ever by a Jaguars TE ... Finished second on team and ninth among NFL TEs in receptions, and his 12.1-yard average and 10 TDs were tops among TEs ... Started all 16 games for second time in career and was only Jaguar to make multiple receptions in every game ... Ranked second on club with 88 passes thrown his way and 37 receptions resulting in first downs ... Named to Peter King's CNN-SI.com NFL All-Pro Team ... Blocked for a rushing attack that ranked third in the NFL (149.7)

- **9/12 vs. DEN:** Scored on both catches, from 21 and 10 yards to lead win
- **9/19 at SD:** Had season-high 70 receiving yards
- **10/3 vs. IND:** Caught 15-yard TD pass on
- **10/10 at BUF:** Followed with 2 TDs on, breaking team single-season record for TEs with fifth TD
- **10/31 at DAL:** Turned in third multiple-TD game of season including season-long 42-yarder ... Nine-yard TD catch was 14th of career, breaking team TE record held by **Kyle Brady** (13)
- **11/21 vs. CLE:** Made five receptions for 66 yards and eighth TD of season
- **1/2 at HOU:** Scored 10th TD in finale to tie team single season record for TD receptions held by Reggie Williams

2009 (w/ JAX - 15/15)

Started 15 games at TE and produced then career-high 518 yards on 32 receptions for two touchdowns ... Led team with 16.2 average per reception, the highest average per reception among NFL tight ends ... Sustained a head injury in week 16 and was inactive for the season-finale

- **9/20 vs. ARI:** Posted three receptions for 62 yards with a 25-yard TD reception
- **10/4 vs. TEN:** Had four receptions for then career-high 76 yards and became only third TE (**Pete Mitchell**, **Kyle Brady**) to surpass 100 career receptions ... Recorded a 33-yard TD pass from QB **David Garrard**
- **11/15 at NYJ:** Registered 58 yards on two receptions including a 33-yard reception on the game-winning drive in the fourth quarter
- **12/6 vs. HOU:** Hooked up with Garrard for a career-long 47-yard reception in the first quarter

MARCEDES LEWIS

2008 (w/ JAX - 16/15)

Played in all 16 games for the second consecutive season and made 15 starts ... Finished with 41 receptions for 489 yards and two TDs ... Became first Jaguars TE since **Kyle Brady** (43, 2002) to have 40-plus receptions in a season and had the most receiving yards by a tight end since 2000 (Brady, 729) ... Had four-plus receptions in five games and finished with a reception of 19-plus yards in eight of the last 12 games ... Selected to USA Today All-Joe Team, which goes to players and coaches who have overachieved and are often overlooked

- **10/5 vs. PIT:** Scored first TD of the season on a 24-yard pass from David Garrard
- **10/12 at DEN:** Registered second straight game with a TD with 30-yard reception for the game-winning score

2007 (w/ JAX - 16/16, 2/2)

Started a career-high 16 games and both playoff games ... Finished with 37 receptions for 391 yards and two TDs ... Only player to start all 16 games ... Helped pave the way for the Jaguars to rank second in the NFL with 2,391 rushing yards (149.4 avg.), the second-most in team history

- **9/23 at DEN:** Led team with three receptions for 44 yards
- **11/18 vs. SD:** Scored first TD of the season on pass from David Garrard
- **12/2 at IND:** Had five receptions including a two-yard TD pass
- **1/5 at PIT:** Started at TE in AFC Wild Card game and totaled two receptions for 16 yards in first career postseason game
- **1/12 at NE:** Led team with 74 receiving yards on four receptions in AFC Divisional game

2006 (w/ JAX - 15/3)

Played in 15 games with three starts ... Totaled 13 receptions for 126 yards and one TD ... Missed final three preseason games after suffering ankle injury in preseason opener

- **10/8 vs. NYJ:** Made first career start
- **11/26 at BUF:** Scored first career TD on one-yard pass from QB **David Garrard**

COLLEGE (at UCLA, 2002-05)

- Winner of 2005 Mackey Award, given to nation's top TE
- Started 32 of 49 games in four seasons
- Set school record for TEs with career totals of 126 receptions for 1,571 yards and 21 TDs
- Unanimous All-America and All-Pac 10 selection as a senior, finishing with 59 receptions for 741 yards and 10 TDs
- Majored in history

PERSONAL

- Attended Poly (Long Beach, Calif.) High
- Played QB as a freshman before moving to TE for final three seasons
- Had 44 receptions for 710 yards and seven sacks at DE as a senior
- Established the Mercedes Lewis Foundation in 2009 to support youth by awarding scholarships to those that wouldn't be able to participate in sports without financial assistance ... The ultimate goal is to send a child from Long Beach to college on a full scholarship on an annual basis
- Twitter handle is @MercedesLewis89

REGULAR SEASON CAREER STATISTICS

YEAR	TEAM	GP/GS	NO	YDS	AVG	LG	TD
2006	JAX	15/3	13	126	9.7	31	1
2007	JAX	16/16	37	391	10.6	25	2
2008	JAX	16/15	41	489	11.9	30t	2
2009	JAX	15/15	32	518	16.2	47	2
2010	JAX	16/16	58	700	12.1	42t	10*
2011	JAX	15/15	39	460*	11.8	62	0
2012	JAX	16/15	52	540	10.4	26	4
2013	JAX	11/11	25	359	14.4	41	4
2014	JAX	8/8	18	206	11.4	63t	2
2015	JAX	16/16	16	226	14.1	45	0
2016	JAX	10/10	20	169	8.5	37	1
2017	JAX	5/5	5	76	15.2	30t	3
NFL totals:	12 yrs.	159/145	356	4,260	12.0	63t	31

* team leader

POSTSEASON CAREER STATISTICS

YEAR	TEAM	GP/GS	NO	YDS	AVG	LG	TD
2007	JAX	2/2	6	90	15.0	34	0
NFL totals:	11 yrs.	2/2	6	90	15.0	34	0

CAREER HIGHS

	GAME	SEASON
Receptions:	7 (two times, last: 12/30/12 at TEN)	58 (2010)
Receiving yards:	103 (12/30/12 at TEN)	700 (2010)
Longest reception:	63 (9/14/14 at WAS)	63 (2014)
Receiving touchdowns:	3 (9/24/17 vs. BAL)	10 (2010)

2017 GAME-BY-GAME STATISTICS

DATE	OPP	RECs	YDS	AVG.	LG	TD
09/10	at Houston	0	0	0.0	0	0
09/17	vs. Tennessee	0	0	0.0	0	0
09/24	vs. Baltimore	4	62	15.5	30t	3
10/01	at New York Jets	0	0	0.0	0	0
10/08	at Pittsburgh	1	14	14.0	14	0
10/15	vs. LA Rams					
10/22	at Indianapolis					
	BYE WEEK					
11/05	vs. Cincinnati					
11/12	vs. LA Chargers					
11/19	at Cleveland					
11/26	at Arizona					
12/03	vs. Indianapolis					
12/10	vs. Seattle					
12/17	vs. Houston					
12/24	at San Francisco					
12/31	at Tennessee					
2017 totals:		5	76	15.2	30t	3

2016 GAME-BY-GAME STATISTICS

DATE	OPP	RECs	YDS	AVG.	LG	TD
09/11	vs. Green Bay	2	48	24.0	37	0
09/18	at San Diego	2	17	8.5	13	1
09/25	vs. Baltimore	3	20	6.7	7	0
10/02	vs. Indianapolis	1	12	12.0	12	0
	BYE WEEK					
10/16	at Chicago	0	0	0.0	0	0
10/23	vs. Oakland	1	11	11.0	11	0
10/27	at Tennessee	4	23	5.8	9	0
11/06	at Kansas City	2	23	11.5	17	0
11/13	vs. Houston	3	-1	-0.3	3	0
11/20	at Detroit	2	16	9.0	15	0
11/27	at Buffalo					
12/04	vs. Denver					
12/11	vs. Minnesota					
12/18	at Houston					
12/24	vs. Tennessee					
01/01	at Indianapolis					
2016 totals:		18	153	8.5	37	1

2015 GAME-BY-GAME STATISTICS

DATE	GAME	RECs	YDS	AVG.	LG	TD
09/13	vs. Carolina	0	0	0.0	0	0
09/20	vs. Miami	0	0	0.0	0	0
09/27	at New England	0	0	0.0	0	0
10/04	at Indianapolis	5	40	8.0	13	0
10/11	at Tampa Bay	0	0	0.0	0	0
10/18	vs. Houston	1	8	8.0	8	0
10/25	vs. Buffalo	2	13	6.5	9	0
11/01	BYE WEEK					
11/08	at N.Y. Jets	1	27	27.0	27	0
11/15	at Baltimore	1	9	9.0	9	0
11/19	vs. Tennessee	0	0	0.0	0	0
11/29	vs. San Diego	1	24	24.0	24	0
12/06	at Tennessee	1	7	7.0	7	0
12/13	vs. Indianapolis	1	14	14.0	14	0
12/20	vs. Atlanta	1	26	26.0	26	0
12/27	at New Orleans	1	13	13.0	13	0
01/03	at Houston	1	45	45.0	45	0
2015 totals:		16	226	14.1	45	0

MARCEDES LEWIS

2014 GAME-BY-GAME STATISTICS

DATE	GAME	RECs	YDS	AVG.	LG	TD
09/07	at Philadelphia	6	35	5.8	11	0
09/14	at Washington	2	71	35.5	63t	1
09/21	vs. Indianapolis			IR		
09/28	at San Diego			IR		
10/05	vs. Pittsburgh			IR		
10/12	at Tennessee			IR		
10/19	vs. Cleveland			IR		
10/26	vs. Miami			IR		
11/02	at Cincinnati			IR		
11/09	vs. Dallas			IR		
	BYE WEEK					
11/23	at Indianapolis	1	-5	-5.0	-5	0
11/30	vs. N.Y. Giants	2	8	4.0	5	0
12/07	vs. Houston	3	69	23.0	35	0
12/14	at Baltimore	2	22	11.0	17	0
12/28	vs. Tennessee	2	6	3.0	4t	1
12/28	at Houston	0	0	0.0	0	0
2014 totals:		18	206	11.4	63t	2

2013 GAME-BY-GAME STATISTICS

DATE	GAME	RECs	YDS	AVG.	LG	TD
09/08	vs. Kansas City			ina		
09/15	at Oakland			ina		
09/22	at Seattle			ina		
09/29	vs. Indianapolis	0	0	0.0	0	0
10/06	at St. Louis			ina		
10/13	at Denver			ina		
10/20	vs. San Diego	1	31	31.0	31	0
10/27	vs. San Francisco	1	6	6.0	6	0
	BYE WEEK					
11/10	at Tennessee	3	39	13.0	27	0
11/17	vs. Arizona	3	23	7.7	9	0
11/24	at Houston	1	18	18.0	18	0
12/01	at Cleveland	3	26	8.7	14	1
12/05	vs. Houston	2	42	21.0	41	1
12/15	vs. Buffalo	4	54	13.5	25	1
12/22	vs. Tennessee	4	50	12.5	30	1
12/29	at Indianapolis	3	70	23.3	36	0
2013 totals:		25	359	14.4	41	4

2012 GAME-BY-GAME STATISTICS

DATE	GAME	RECs	YDS	AVG.	LG	TD
09/09	at Minnesota	5	52	10.4	18	1
09/16	vs. Houston	0	0	0.0	0	0
09/23	at Indianapolis	1	8	8.0	8	0
09/30	vs. Cincinnati	3	32	10.7	23	1
10/07	vs. Chicago	5	24	4.8	14	0
	BYE WEEK					
10/21	at Oakland	2	20	6.7	9	0
10/28	at Green Bay	2	21	10.5	16	0
11/04	vs. Detroit	4	41	10.3	20	0
11/08	vs. Indianapolis	3	36	12.0	17	0
11/18	at Houston	3	40	13.3	26	2
11/25	vs. Tennessee	4	56	14.0	23	0
12/02	at Buffalo	4	68	17.0	24	0
12/09	vs. N.Y. Jets	1	4	4.0	4	0
12/16	at Miami	3	8	2.7	9	0
12/23	vs. New England	4	27	6.8	9	0
12/30	at Tennessee	7	103	14.7	25	0
2012 totals:		52	540	10.4	26	4

2011 GAME-BY-GAME STATISTICS

DATE	GAME	RECs	YDS	AVG.	LG	TD
09/11	vs. Tennessee	2	28	14.0	20	0
09/18	at N.Y. Jets			ina		
09/25	at Carolina	2	15	7.5	9	0
10/02	vs. New Orleans	3	35	12.7	18	0
10/09	vs. Cincinnati	1	6	6.0	6	0
10/16	at Pittsburgh	2	29	14.5	21	0
10/24	vs. Baltimore	1	13	13.0	13	0
10/30	at Houston	4	45	11.3	21	0
	BYE WEEK					
11/13	at Indianapolis	1	-4	-4.0	-4	0
11/20	at Cleveland	7	64	9.1	18	0
11/27	vs. Houston	4	47	11.8	25	0
12/05	vs. San Diego	3	27	9.0	12	0
12/11	vs. Tampa Bay	2	77	38.5	62	0
12/15	at Atlanta	3	30	10.0	22	0
12/24	at Tennessee	1	12	12.0	12	0
01/01	vs. Indianapolis	3	33	11.0	16	0
2011 totals:		39	460	11.8	62	0

2010 GAME-BY-GAME STATISTICS

DATE	GAME	RECs	YDS	AVG.	LG	TD
09/12	vs. Denver	2	31	15.5	21t	2
09/19	at San Diego	5	70	14.0	26	0
09/26	vs. Philadelphia	3	15	5.0	7	0
10/03	vs. Indianapolis	2	22	11.0	15t	1
10/10	at Buffalo	4	54	13.5	27t	2
10/18	vs. Tennessee	4	39	9.8	15	0
10/24	at Kansas City	3	44	14.7	26	0
10/31	at Dallas	2	51	25.5	42t	2
	BYE WEEK					
11/14	vs. Houston	5	53	10.6	18	0
11/21	vs. Cleveland	5	66	13.2	17	1
11/28	at N.Y. Giants	3	36	12.0	16	0
12/05	at Tennessee	3	36	12.0	20	0
12/12	vs. Oakland	4	57	14.3	20	1
12/19	at Indianapolis	6	63	10.5	25	0
12/26	vs. Washington	3	37	12.3	26	0
01/02	at Houston	4	26	6.5	11	1
2010 totals:		58	700	12.1	42	10

2009 GAME-BY-GAME STATISTICS

DATE	GAME	RECs	YDS	AVG.	LG	TD
09/13	at Indianapolis	3	23	7.7	19	0
09/20	vs. Arizona	3	62	20.7	25t	1
09/27	at Houston	1	18	18.0	18	0
10/04	vs. Tennessee	4	76	19.0	33t	1
10/11	at Seattle	3	13	4.3	7	0
10/18	vs. St. Louis	1	5	5.0	5	0
	BYE WEEK					
11/01	at Tennessee	1	20	20.0	20	0
11/08	vs. Kansas City	1	3	3.0	3	0
11/15	at N.Y. Jets	2	58	29.0	33	0
11/22	vs. Buffalo	3	70	23.3	35	0
11/29	at San Francisco	3	40	13.3	22	0
12/06	vs. Houston	1	47	47.0	47	0
12/13	vs. Miami	2	30	15.0	16	0
12/17	vs. Indianapolis	4	53	13.3	25	0
12/27	at New England	0	0	0.0	0	0
01/03	at Cleveland			ina		
2009 totals:		32	518	16.2	47	2

MARCEDES LEWIS



2008 GAME-BY-GAME STATISTICS

DATE	GAME	RECs	YDS	AVG.	LG	TD
09/07	at Tennessee	3	29	9.7	15	0
09/14	vs. Buffalo	1	13	13.0	13	0
09/21	at Indianapolis	2	21	10.5	12	0
09/28	vs. Houston	0	0	0.0	0	0
10/05	vs. Pittsburgh	1	24	24.0	24t	1
10/12	at Denver	3	64	21.3	30t	1
BYE WEEK						
10/26	vs. Cleveland	3	34	11.3	14	0
11/02	at Cincinnati	4	38	9.5	21	0
11/09	at Detroit	4	64	16.0	29	0
11/16	vs. Tennessee	1	19	19.0	19	0
11/23	vs. Minnesota	4	41	10.3	21	0
12/01	at Houston	2	37	18.5	20	0
12/07	at Chicago	4	43	10.8	27	0
12/14	vs. Green Bay	2	7	3.5	5	0
12/28	vs. Indianapolis	6	55	9.2	14	0
12/28	at Baltimore	1	0	0.0	0	0
2008 totals:		41	489	11.9	30	2



2007 GAME-BY-GAME STATISTICS

DATE	GAME	RECs	YDS	AVG.	LG	TD
09/09	vs. Tennessee	4	35	8.8	15	0
09/16	vs. Atlanta	2	39	19.5	25	0
09/23	at Denver	3	44	14.7	18	0
BYE WEEK						
10/07	at Kansas City	3	13	4.3	6	0
10/14	vs. Houston	2	30	15.0	16	0
10/22	vs. Indianapolis	2	13	6.5	8	0
10/28	at Tampa Bay	0	0	0.0	0	0
11/04	at New Orleans	4	46	11.5	21	0
11/11	at Tennessee	1	8	8.0	8	0
11/18	vs. San Diego	1	1	1.0	1t	1
11/25	vs. Buffalo	5	57	11.4	24	0
12/02	at Indianapolis	5	42	8.4	13	1
12/09	vs. Carolina	3	25	8.3	13	0
12/16	at Pittsburgh	2	38	19.0	20	0
12/23	vs. Oakland	0	0	0.0	0	0
12/30	at Houston	0	0	0.0	0	0
2007 totals:		37	391	10.6	25	2



2006 GAME-BY-GAME STATISTICS

DATE	GAME	RECs	YDS	AVG.	LG	TD
09/10	vs. Dallas	0	0	0.0	0	0
09/18	vs. Pittsburgh	0	0	0.0	0	0
09/24	at Indianapolis	0	0	0.0	0	0
10/01	at Washington	2	40	20.0	31	0
10/08	vs. N.Y. Jets	0	0	0.0	0	0
BYE WEEK						
10/22	at Houston	0	0	0.0	0	0
10/29	at Philadelphia	0	0	0.0	0	0
11/05	vs. Tennessee	2	11	5.5	6	0
11/12	vs. Houston	1	6	6.0	6	0
11/20	vs. N.Y. Giants	1	9	9.0	9	0
11/26	at Buffalo	1	1	1.0	1t	1
12/03	at Miami	0	0	0.0	0	0
12/10	vs. Indianapolis	1	19	19.0	19	0
12/17	at Tennessee	3	27	9.0	14	0
12/24	vs. New England	0	0	0.0	0	0
12/31	at Kansas City	2	13	9.7	31	1
2006 totals:		13	126	9.7	31	1

BRANDON LINDER

65 BRANDON LINDER

OFFENSIVE LINEMAN

6-6 315 LBS.


MIAMI (FLA.)

BORN JANUARY 25, 1992

SOUTHWEST RANCHES, FLORIDA

ACQ: 3RD ROUND OF 2014 DRAFT (93RD)

EXP: 4TH YEAR



TRANSACTIONS

Originally drafted in the third round (93rd overall) of the 2014 draft ... Placed on injured reserve on 10/5/15

PRO (Games played/started - 36/36)

- Switched from RG to C prior to the 2016 season
- First player from the University of Miami ever drafted by the Jaguars
- Became 24th offensive lineman drafted by the Jaguars in franchise history

2017 (w/ JAX - 4/4)

Selected as an offensive captain by his teammates for the 2017 season

- **9/10 at HOU:** Started at C and helped pave the way for the team to rush for 155 yards ... Did not allow a sack
- **9/17 vs. TEN:** Started at C
- **9/24 vs. BAL:** Started at C and helped the team rush for 166 yards and did not allow a sack
- **10/1 at NYJ:** Started at C and helped the team rush for 175 yards
- **10/8 at PIT:** Inactive

2016 (w/ JAX - 14/14)

Part of an offensive line that allowed its fewest sacks since 2007 (34)

- **9/11 vs. G.B.:** Made his first career start at C in team's season opener
- **9/18 at S.D.:** Started at C
- **9/25 vs. BAL:** Inactive (knee)
- **10/2 vs. IND:** Started at C, helping the team rush for 136 yards
- **10/16 at CHI:** Started at C
- **10/23 vs. OAK:** Started at C
- **10/27 at TEN:** Started at C
- **11/6 at K.C.:** Started at C, helping the team rush for a season-high 205 yards
- **11/13 vs. HOU:** Started at C
- **11/20 at DET:** Started at C and was part of an offensive line that did not allow a sack
- **11/27 at BUF:** Started at C
- **12/4 vs. DEN:** Started at C and helped the team rush for 154 yards
- **12/11 vs. MIN:** Inactive (ankle)
- **12/18 at HOU:** Started at C
- **12/24 vs. TEN:** Started at C
- **1/1 at IND:** Started at C, only to play seven snaps, before leaving the game with a concussion and not returning

2015 (w/ JAX - 3/3)

Placed on season-ending IR because of surgery to repair a labral tear in his left shoulder after injury suffered in Week 3

- **9/13 vs. CAR:** Started at RG to kick off his second season with the Jaguars
- **9/20 vs. MIA:** Helped the Jaguars rush for 123 yards and did not allow a sack

2014 (w/ JAX - 15/15)

Started 15 games at RG as a rookie ... Part of OL that helped club finish sixth in the NFL in average per rush (4.5)

- **9/7 at PHI:** Started at RG in his NFL debut, one of three Jaguars rookies to start on opening day (WR Marqise Lee, WR Allen Hurns)
- **10/19 vs. CLE:** Helped pave the way for an offense that rushed for a season-high 185 yards on 35 carries and 176 yards on **10/26 vs. MIA**, the first time since 2010 the club eclipsed 150-plus rushing yards in back-to-back games
- **12/28 at HOU:** Started at RG and was part of OL that helped team produce 121 yards on 14 carries (8.6 avg.)

COLLEGE (at Miami (Fla.), 2010-13)

- Four-year starter and started 42 games (37 at RG, 2 at LT, 3 at C)
- Finished career with 35 TD-resulting blocks and 275 key blocks/knockdowns
- As a senior, named team's Most Valuable Player after leading team with 90 percent grade for blocking consistency, 11 TD-resulting blocks and 84 knockdowns
- Majored in health education

PERSONAL

- Attended St. Thomas Aquinas High School in Ft. Lauderdale, Fla.
- Named U.S. Army All-American and was rated the third-best center in the country by Rivals.com
- Helped team compile a 28-1 record during his final two seasons and captured the Class 5A state title as a junior

MAX MCCAFFREY

19

MAX MCCAFFREY

WIDE RECEIVER

6-2 200 LBS.


DUKE

BORN MAY 17, 1994

HIGHLANDS RANCH, COLORADO

ACQ: PRACTICE SQUAD (NEW ORLEANS) 2017

EXP: 1ST YEAR



TRANSACTIONS

Originally signed by Oakland as an undrafted free agent on 5/10/16 ... Waived on 8/29/16 ... Signed by Green Bay to the practice squad on 12/20/16 ... Promoted to the 53-man active roster on 1/21/16 ... Waived on 9/2/17 ... Signed by New Orleans to the practice squad on 9/4/17 ... Signed by Jacksonville from New Orleans' practice squad on 9/12/17

PRO (Games played/started - 4/0)

- Spent his rookie training camp in Oakland before participating on Green Bay's practice squad to conclude the season
- Activated for Green Bay's NFC Championship Game versus Atlanta, but did not play

2017 (w/ JAX - 4/0)

- **9/10 at HOU:** Not with team
- **9/17 vs. TEN:** Saw one snap at WR
- **9/24 vs. BAL:** Saw action at WR
- **10/1 at NYJ:** Saw action at WR and on special teams
- **10/8 at PIT:** Recorded one reception, his first career reception, for four yards

COLLEGE (at Duke, 2012-16)

- Lettered four seasons and played in 53 games with 38 starts
- Collegiate career totals include 117 receptions for 1,341 yards and 12 TDs
- Represented Duke in the NFLPA Collegiate Bowl in 2016

PERSONAL

- Son of Ed and Lisa McCaffrey
- Brother, Christian, is a rookie RB with Carolina
- Lettered three seasons at Valor Christian (Colorado)

2017 GAME-BY-GAME STATISTICS

DATE	OPP	RECs	YDS	AVG.	LG	TD
09/10	at Houston		---			
09/17	vs. Tennessee	0	0	0.0	0	0
09/24	vs. Baltimore	0	0	0.0	0	0
10/01	at New York Jets	0	0	0.0	0	0
10/08	at Pittsburgh	1	4	4.0	4	0
10/15	vs. LA Rams					
10/22	at Indianapolis					
	BYE WEEK					
11/05	vs. Cincinnati					
11/12	vs. LA Chargers					
11/19	at Cleveland					
11/26	at Arizona					
12/03	vs. Indianapolis					
12/10	vs. Seattle					
12/17	vs. Houston					
12/24	at San Francisco					
12/31	at Tennessee					
2017 totals:		1	4	4.0	4	0

LERENTEE MCCRAY

55 LERENTEE MCCRAY

LINEBACKER
6-3 249 LBS
FLORIDA
BORN AUGUST 26, 1990
OCALA, FLORIDA
ACQ: UFA (BUFFALO) 2017
EXP: 5TH YEAR



TRANSACTIONS

Originally signed with Denver as an undrafted rookie on 4/27/13 ... Signed with Green Bay as an unrestricted free agent on 4/18/16 ... Traded by Green Bay to Buffalo for a 2018 draft pick on 8/30/16 ... Signed by Jacksonville as an unrestricted free agent on 3/10/17

PRO (Games played/started - 39/0, 4/0)

- Career totals include 31 tackles (16 solo), 1.5 sacks and two forced fumbles in four years with stops in Denver, Green Bay and Buffalo
- Captured a Super Bowl championship in 2015 with Denver

2017 (w/ JAX - 2/0)

- **9/10 at HOU:** Saw action at LB and recorded three tackles (one solo), 1.5 sacks and one tackle for a loss
- **9/17 vs. TEN:** Saw action at LB
- **9/24 vs. BAL:** Inactive
- **10/1 at NYJ:** Inactive
- **10/8 at PIT:** Inactive

2016 (w/ BUF, 13/0)

- Totaled 10 tackles (four solo), one forced fumble and five special teams tackles
- **10/9 at L.A.:** Posted one solo tackle and one forced fumble
 - **10/30 vs. N.E.:** Tallied a season-high four tackles, in addition to one special teams tackle

2015 (w/ DEN, 11/0)

- Tallied 13 tackles (seven solo), and saw action in all three postseason games, including Super Bowl 50
- **11/8 at IND:** Recorded a season-high four stops (two solo)

2014 (w/ DEN, 16/16, 2/2)

- Posted six tackles (four solo), one forced fumble and one pass defended during his rookie season

2013 (w/ DEN - IR)

- Spent the season on injured reserve with an ankle injury

COLLEGE (at Florida, 2008-12)

- Appeared in 40 games with 25 starts and totaled 65 (40 solo), including 12.5 tackles for loss and 4.5 sacks
- Helped the Gators to the 2008 SEC Championship

PERSONAL

- Attended Dunnellon (Fla.) High School, where he played WR and LB and totaled 118 tackles and 9.0 sacks during his senior season
- Can be found on Twitter on @Liiive_55

REGULAR SEASON CAREER STATISTICS

DATE	TEAM	GP/GS	TKL	SOLO	ASST	TFL	SACKS	ST	FF	FR	INT	PD
2013	DEN											
IR												
2014	DEN	13/0	6	4	2	0	1.0	0	1	0	0	1
2015	DEN	11/0	13	7	6	1	0.5	2	0	0	0	0
2016	BUF	13/0	10	4	6	0	0.0	5	1	0	0	0
2017	JAX	2/0	3	1	2	1	1.5	0	0	0	0	0
NFL totals:		5 yrs. 39/0	32	16	16	2	3.0	7	2	0	0	1

POSTSEASON CAREER STATISTICS

DATE	TEAM	GP/GS	TKL	SOLO	ASST	TFL	SACKS	ST	FF	FR	INT	PD
2014	DEN	1/0	2	1	1	0	0.0	0	0	0	0	0
2015	DEN	3/0	0	0	0	0	0.0	0	0	0	0	0
NFL totals:		4 yrs. 4/0	2	1	1	0	0.0	0	0	0	0	0

CAREER HIGHS

	GAME	SEASON
Tackles:	6 (10/11/15 vs. T.B.)	18 (2015)
Tackles for loss:	1 (11/15/15 at BAL)	1 (2015)
Passes defended:	1 (9/27/15 at N.E.)	1 (2015)
Special teams tackles:	2 (1/3/16 at HOU)	5 (2015)

2017 GAME-BY-GAME STATISTICS

DATE	OPP	TKL	SOLO	ASST	TFL	SACKS	ST	FF	FR	INT	PD	
09/10	at Houston	3	1	2	1	1.5	0	0	0	0	0	
09/17	vs. Tennessee	0	0	0	0	0.0	0	0	0	0	0	
09/24	vs. Baltimore					Inactive						
10/01	at New York Jets					Inactive						
10/08	at Pittsburgh					Inactive						
10/15	vs. LA Rams											
10/22	at Indianapolis											
BYE WEEK												
11/05	vs. Cincinnati											
11/12	vs. LA Chargers											
11/19	at Cleveland											
11/26	at Arizona											
12/03	vs. Indianapolis											
12/10	vs. Seattle											
12/17	vs. Houston											
12/24	at San Francisco											
12/31	at Tennessee											
2017 totals:		3	1	2	1	1.5	0	0	0	0	0	

2016 GAME-BY-GAME STATISTICS

DATE	OPP	TKL	SOLO	ASST	TFL	SACKS	ST	FF	FR	INT	PD
09/11	at Baltimore	2	1	1	0	0.0	0	0	0	0	0
09/15	vs. New York Jets	0	0	0	0	0.0	1	0	0	0	0
09/25	vs. Arizona	0	0	0	0	0.0	0	0	0	0	0
10/02	at New England	0	0	0	0	0.0	0	0	0	0	0
10/09	at Los Angeles	1	1	0	0	0.0	0	1	0	0	0
10/16	vs. San Francisco	1	0	1	0	0.0	0	0	0	0	0
10/23	at Miami	2	1	1	0	0.0	1	0	0	0	0
10/30	vs. New England	4	1	3	0	0.0	1	0	0	0	0
11/07	at Seattle	0	0	0	0	0.0	0	0	0	0	0
11/14	BYE WEEK										
11/20	at Cincinnati	0	0	0	0	0.0	0	0	0	0	0
11/27	vs. Jacksonville	0	0	0	0	0.0	0	0	0	0	0
12/04	at Oakland	0	0	0	0	0.0	1	0	0	0	0
12/11	vs. Pittsburgh					ina					
12/18	vs. Cleveland					ina					
12/24	vs. Miami					ina					
01/01	at New York Jets	0	0	0	0	0.0	1	0	0	0	0
2016 totals:		10	4	6	0	0.0	5	1	0	0	0

LERENTEE McCRAY



2015 GAME-BY-GAME STATISTICS

DATE	OPP	TKL	SOLO	ASST	TFL	SACKS	ST	FF	FR	INT	PD
09/13	vs. Baltimore				ina						
09/17	at Kansas City				ina						
09/27	at Detroit	2	1	1	0	0.0	0	0	0	0	0
10/04	vs. Minnesota				ina						
10/11	at Oakland				ina						
10/18	at Cleveland	3	2	1	0	0.5	0	0	0	0	0
10/25	BYE WEEK										
11/01	vs. Green Bay	3	1	2	1	0.0	0	0	0	0	0
11/08	at Indianapolis	4	2	2	0	0.0	0	0	0	0	0
11/15	vs. Kansas City	0	0	0	0	0.0	1	0	0	0	0
11/22	at Chicago	0	0	0	0	0.0	0	0	0	0	0
11/29	vs. New England	0	0	0	0	0.0	0	0	0	0	0
12/06	at San Diego	1	1	0	0	0.0	1	0	0	0	0
12/13	vs. Oakland	0	0	0	0	0.0	0	0	0	0	0
12/20	at Pittsburgh				ina						
12/28	vs. Cincinnati	0	0	0	0	0.0	0	0	0	0	0
01/03	vs. San Diego	0	0	0	0	0.0	0	0	0	0	0
2015 totals:		13	7	6	1	0.5	2	0	0	0	0
01/17	vs. Pittsburgh	0	0	0	0	0.0	0	0	0	0	0
01/24	vs. New England	0	0	0	0	0.0	0	0	0	0	0
02/07	vs. Carolina	0	0	0	0	0.0	0	0	0	0	0
Postseason totals:		0	0	0	0	0.0	0	0	0	0	0



2014 GAME-BY-GAME STATISTICS

DATE	OPP	TKL	SOLO	ASST	TFL	SACKS	ST	FF	FR	INT	PD
09/07	vs. Indianapolis	1	1	0	0	0.0	0	0	0	0	0
09/14	vs. Kansas City	0	0	0	0	0.0	0	0	0	0	0
09/21	at Seattle				ina						
09/28	BYE WEEK										
10/05	vs. Arizona				ina						
10/12	at New York Jets				ina						
10/19	vs. San Francisco	2	1	1	0	0.0	0	0	0	0	0
10/23	vs. San Diego	0	0	0	0	0.0	0	0	0	0	0
11/02	at New England	0	0	0	0	0.0	0	0	0	0	0
11/09	at Oakland	0	0	0	0	0.0	0	0	0	0	0
11/16	at St. Louis	0	0	0	0	0.0	0	0	0	0	0
11/23	vs. Miami	0	0	0	0	0.0	0	0	0	0	0
11/30	at Kansas City	0	0	0	0	0.0	0	0	0	0	0
12/07	vs. Buffalo	0	0	0	0	0.0	0	0	0	0	1
12/14	at San Diego	0	0	0	0	0.0	0	0	0	0	0
12/22	at Cincinnati	1	1	0	0	0.0	0	0	0	0	0
12/28	vs. Oakland	2	1	1	0	1.0	0	1	0	0	0
2014 totals:		6	4	2	0	1.0	0	1	0	0	0
01/11	vs. Indianapolis	2	1	1	0	0.0	0	0	0	0	0
Postseason totals:		2	1	1	0	0.0	0	0	0	0	0

JASON MYERS

2

JASON MYERS

KICKER

5-10 190 LBS.


MARIST

BORN MAY 12, 1991

CHULA VISTA, CALIFORNIA

ACQ: FREE AGENT 2015

EXP: 3RD YEAR



TRANSACTIONS

Originally signed by Jacksonville as a first-year free agent on 3/3/15

PRO (Games played/started - 36/0)

- Spent time with Arizona and San Jose of the Arena Football League in 2014
- Assumed the team's kicking duties prior to the 2015 season

2017 (w/ JAX - 5/0)

- 9/10 at HOU:** Connected on three of four field goals with a long field goal of 42 yards ... Was two of three on his PATs
- 9/17 vs. TEN:** Converted on his only PAT attempt and a 43-yard FG
- 9/24 vs. BAL:** Made FGs from 23, 29 and 45 yards and converted all five PAT attempts
- 10/1 at NYJ:** Made 2-of-3 FG attempts and converted two PAT attempts
- 10/8 at PIT:** Made a 47-yard FG and was 3-of-4 on his PAT attempts

2016 (w/ JAX - 16/0)

Converted 27 of 34 field goals, the fourth-most made FGs in a single season in franchise history ... Kicked 60 touchbacks on 76 kickoffs for a league-best 78.9 touchback percentage (min. 10 attempts)

- 9/11 vs. G.B.:** Converted on FGs of 26, 39 and 50 yards and made both PATs for 11 total points
- 9/18 at S.D.:** Went 2-for-2 on PATs and missed a 54-yard FG attempt
- 9/25 vs. BAL:** Converted on a 49-yard FG and made two PATs
- 10/2 vs. IND:** Made FGs from 22, 46 and 49 yards and went 3-for-3 on PATs
- 10/16 at CHI:** Converted a 30-yard FG in the fourth quarter and went 2-for-2 on PATs
- 10/23 vs. OAK:** Converted on FGs of 23, 37, and 44 yards and made one his lone PAT for a total of 10 points
- 10/27 at TEN:** Converted two PAT attempts
- 11/6 at K.C.:** Converted two PAT attempts and missed a 54-yard FG attempt
- 11/13 vs. HOU:** Converted FGs of 54 and 44 yards, and made his lone PAT attempt
- 11/20 at DET:** Made FGs from 27 and 52 yards
- 11/27 at BUF:** Converted on all three PAT attempts
- 12/4 vs. DEN:** Converted on a 47-yard FG and one PAT attempt
- 12/11 vs. MIN:** Made 3-of-5 FG attempts, including a season-long 55-yarder in the second quarter
- 12/18 at HOU:** Converted on field goals of 26 and 50 yards and two PAT attempts
- 12/24 vs. TEN:** Converted on field goals of 29, 48, 50 and 56 yards
- 1/1 at IND:** Made 2-of-4 FG attempts and converted on two PAT attempts

2015 (w/ JAX - 16/0)

His 26 made FGs are the fourth-most in a season in franchise history and his 110 points scored (26 FGs, 32 PATs) are the fifth-most in a season in club history ... His 86.7 FG percentage is the highest career FG percentage in Jaguars history (min. 30 attempts) and the highest by a Jaguars first-year player

- 9/13 vs. CAR:** Converted his first NFL kick from 22 yards
- 9/20 vs. MIA:** Went three-for-three on field goal attempts, including a season-long 58-yarder as time expired in the first half and a 28-yard game-winner with 40 seconds remaining in the fourth quarter ... His 58-yard FG was also second-longest in franchise history
- 9/27 at N.E.:** Made a 40-yard FG and went 2-for-2 on PATs
- 10/4 at IND:** Went 2-for-4 on FGs and 1-for-1 on PATs
- 10/11 at T.B.:** Connected on a 31-yard attempt and went 4-for-4 on PATs
- 10/18 vs. HOU:** Went 2-for-3 on PAT attempts
- 10/25 vs. BUF:** Went 4-for-5 on PAT attempts
- 11/8 at NYJ:** Converted on field goal attempts from 45, 39 and 35 yards, and went 2-for-2 on PATs
- 11/15 at BAL:** Converted on 3-of-4 FGs, including the game-winning 53-yarder with no time left on the clock
- 11/19 vs. TEN:** Went 4-for-4 on FGs, converting on attempts from 20, 31, 32 and 36 yards
- 11/29 vs. S.D.:** Went 4-for-4 on FGs, converting on attempts from 22, 27, 28 and 55 yards
- 12/6 at TEN:** Went 3-for-5 on extra point attempts
- 12/13 vs. IND:** Converted on his only FG attempt from 46 yards and went 6-for-7 on extra points
- 12/20 vs. ATL:** Converted on two extra points and a 42-yard field goal
- 12/27 at N.O.:** Converted his only extra point attempt
- 1/3 at HOU:** Converted on field goal attempts from 43 and 34 yards

COLLEGE (at Marist, 2009-12)

- Four-year letterman who also served as team's punter as a senior
- As a senior, made 5 of 10 FGs in final season with a long of 40 yards and averaged 39.0 yards on 56 punts with 16 downed inside the 20

PERSONAL

- Attended Mater Dei Catholic (Calif.) High School
- Four-year letterman in football and soccer and also played baseball
- Named Mesa Kicker of the Year as a senior
- Named South Bay Kicker of the Year as a junior
- Played on the state championship soccer team as a senior and was named San Diego Division IV CIF Player of the Year
- Son of Donny and Mary Myers
- Married to the former Katie Glomb
- Twitter handle is @JayMy_31

REGULAR SEASON CAREER STATISTICS									
YEAR	TEAM	GP	PAT	ATT	FG	FGA	PCT	LG	PTS
2015	JAX	16	32	39	26	30	86.7	58	110
2016	JAX	15	29	32	27	34	79.4	56	110
2017	JAX	5	13	15	10	12	83.3	47	43
NFL totals: 3 yrs.		36	74	86	63	76	82.9	58	263

CAREER HIGHS		
	GAME	SEASON
PATs made:	6 (12/13/15 vs. IND)	32 (2015)
PAT attempts:	7 (12/13/15 vs. IND)	39 (2015)
Field goals made:	4 (three times, last: 12/24/16 vs. TEN)	26 (2015)
Field goal attempts:	4 (four times, last: 1/1/17 at IND)	30 (2015 & 2016)
Longest field goal:	58 (9/20/15 vs. MIA)	58 (2015)
Points:	14 (12/24/16 vs. Ten.)	110 (2015, 2016)

2017 GAME-BY-GAME STATISTICS									
DATE	OPP	GP	PAT	ATT	FG	FGA	PCT	LG	PTS
09/10	at Houston	1	2	3	3	4	75.0	42	11
09/17	vs. Tennessee	1	1	1	1	1	100.0	43	4
09/24	vs. Baltimore	1	5	5	3	3	100.0	45	14
10/01	at New York Jets	1	2	2	2	3	66.7	30	8
10/08	at Pittsburgh	1	3	4	1	1	100.0	47	6
10/15	vs. LA Rams								
10/22	at Indianapolis								
BYE WEEK									
11/05	vs. Cincinnati								
11/12	vs. LA Chargers								
11/19	at Cleveland								
11/26	at Arizona								
12/03	vs. Indianapolis								
12/10	vs. Seattle								
12/17	vs. Houston								
12/24	at San Francisco								
12/31	at Tennessee								
2017 totals:		5	13	15	10	12	83.3	47	43

2016 GAME-BY-GAME STATISTICS									
DATE	OPP	GP	PAT	ATT	FG	FGA	PCT	LG	PTS
09/11	vs. Green Bay	1	2	2	3	3	100.0	50	11
09/18	at San Diego	1	2	2	0	1	0.0	-	2
09/25	vs. Baltimore	1	2	2	1	2	50.0	49	5
10/02	vs. Indianapolis	1	3	3	3	3	100.0	49	12
BYE WEEK									
10/16	at Chicago	1	2	2	1	1	100.0	30	5
10/23	vs. Oakland	1	1	1	3	3	100.0	44	10
10/27	at Tennessee	1	2	2	0	0	0.0	-	2
11/06	at Kansas City	1	2	2	0	1	0.0	-	2
11/13	vs. Houston	1	1	1	2	2	100.0	54	7
11/20	at Detroit	1	1	2	2	2	100.0	52	7
11/27	at Buffalo	1	3	3	0	0	0.0	-	3
12/04	vs. Denver	1	1	1	1	1	100.0	47	4
12/11	vs. Minnesota	1	1	1	3	5	60.0	55	10
12/18	at Houston	1	2	2	2	2	100.0	50	8
12/24	vs. Tennessee	1	2	4	4	4	100.0	56	14
01/01	at Indianapolis	1	2	2	2	4	50.0	47	8
2016 totals:		16	29	32	27	34	79.4	56	110

JASON MYERS



2015 GAME-BY-GAME STATISTICS

DATE	OPP	GP	PAT	ATT	FG	FGA	PCT	LG	PTS
09/13	vs. Carolina	1	0	1	1	2	50.0	22	3
09/20	vs. Miami	1	2	2	3	3	100.0	58	11
09/27	at New England	1	2	2	1	1	100.0	40	5
10/04	at Indianapolis	1	1	1	2	4	50.0	32	7
10/11	at Tampa Bay	1	4	4	1	1	100.0	31	7
10/18	vs. Houston	1	2	3	0	0	0.0	0	2
10/25	vs. Buffalo	1	4	5	0	0	0.0	0	4
	BYE WEEK								
11/08	at N.Y. Jets	1	2	2	3	3	100.0	45	11
11/15	at Baltimore	1	1	1	3	4	75.0	53	10
11/19	vs. Tennessee	1	1	1	4	4	100.0	36	13
11/29	vs. San Diego	1	1	2	4	4	100.0	51	13
12/06	at Tennessee	1	3	5	0	0	0.0	0	3
12/13	vs. Indianapolis	1	6	7	1	1	100.0	46	9
12/20	vs. Atlanta	1	2	2	1	1	100.0	42	5
12/27	at New Orleans	1	1	1	0	0	0.0	0	1
01/03	at Houston	1	0	0	2	2	100.0	43	6
2015 totals:		16	32	39	26	30	86.7	58	110

JALEN MYRICK

31

JALEN MYRICK

CORNERBACK
5-11 200 LBS
MINNESOTA

BORN FEBRUARY 27, 1995
BLOOMINGDALE, GEORGIA

ACQ: SEVENTH ROUND OF 2017 DRAFT (222TH)
EXP: ROOKIE



TRANSACTIONS

Drafted by Jacksonville in the seventh round (222nd overall) of the 2017 draft

PRO (Games played/started - 1/0)

2017 (w/ JAX - 1/0)

- **9/10 at HOU:** Inactive
- **9/17 vs. TEN:** Inactive
- **9/24 vs. BAL:** Inactive
- **10/1 at NYJ:** Inactive
- **10/8 at PIT:** Made his NFL debut and saw action on special teams

COLLEGE (at Minnesota, 2013-16)

2016 (Senior)

Started all 13 games and recorded 41 tackles, 11 pass breakups and one INT ... Also returned 13 kickoffs for 287 yards and nine punts for 44 yards

- **9/1 vs. Oregon State:** Recorded five tackles, one tackle for loss and one pass breakup ... Also returned three kicks for 84 yards, including 56 yards on the opening kickoff
- **10/1 at Penn State:** Registered six tackles
- **10/22 vs. Rutgers:** Recorded four tackles and made one INT
- **11/5 vs. Purdue:** Tallied three tackles and broke up two passes
- **12/27 vs. Washington State:** Tallied three tackles and broke up three passes

2015 (Junior)

Played in 10 games, starting seven ... Missed three games due to injury ... Made 27 tackles (18 solo), including 3.5 behind the line of scrimmage ... Tallied the second-most INTs (three) and returned one for a TD ... Recorded three pass breakups ... Returned 12 kickoffs for 257 yards (21.4 avg.) ... Named All-Big Ten Honorable Mention by the conference coaches

- **9/12 at Colorado State:** Registered four tackles, one INT, one pass breakup and returned three kickoffs for 71 yards
- **9/26 vs. Ohio:** Totaled six tackles, including 1.0 tackle for loss and one pass breakup
- **10/10 at Purdue:** Tallied two INTs, one of which was returned 27 yards for a TD, and added a tackle for loss
- **10/17 vs. Nebraska:** Registered five tackles with 1.0 tackle for loss and added two kickoff returns

2014 (Sophomore)

Played in all 13 games, starting once ... Ranked second in the Big Ten with a 28.2-yard kick return average ... Returned 18 kicks for 508 yards ... Recorded 21 tackles, one INT for a TD and one forced fumble

- **9/6 vs. Middle Tennessee State:** Made one tackle, broke up one pass and returned an INT for 31 yards for his first career TD
- **9/13 at TCU:** Registered eight tackles
- **10/11 vs. Northwestern:** Returned a kick 100 yards for a TD ... Named Big Ten Special Teams Player of the Week and National Kick Return of the Week by College Football Performance Award

2013 (Freshman)

Played in the final 11 games of the season, mostly on special teams ... Recorded four tackles

High School

- Attended Savannah Christian Prep
- Led team to an 8-4 record in 2012 after going a perfect 11-0 record as a junior in 2011
- Made 50 tackles and recorded six pass breakups and two INTs as a senior
- Had 25 tackles as a junior with 14 pass breakups and two INTs, returning one for a TD
- Scored 14 offensive TDs as a senior and 16 as a junior
- Earned a two-star ranking from Rivals.com and Scout.com

HIGH SCHOOL

- Son of Glynn and Rhonda Myrick

REGULAR SEASON CAREER STATISTICS

YEAR	TEAM	GP/GS	TKL	SOLO	ASST	SACKS	FF	FR	PD	INT
2017	JAX	1/0	0	0	0	0.0	0	0	0	0
NFL totals: 1 yr.		1/0	0	0	0	0.0	0	0	0	0

2017 GAME-BY-GAME STATISTICS

DATE	OPP	TKL	SOLO	ASST	ST	SACKS	FF	FR	PD	INT
09/10	at Houston									Inactive
09/17	vs. Tennessee									Inactive
09/24	vs. Baltimore									Inactive
10/01	at New York Jets									Inactive
10/08	at Pittsburgh	0	0	0	0	0.0	0	0	0	0
10/15	vs. LA Rams									
10/22	at Indianapolis									BYE WEEK
11/05	vs. Cincinnati									
11/12	vs. LA Chargers									
11/19	at Cleveland									
11/26	at Arizona									
12/03	vs. Indianapolis									
12/10	vs. Seattle									
12/17	vs. Houston									
12/24	at San Francisco									
12/31	at Tennessee									
2017 totals:		0	0	0	0	0.0	0	0	0	0

YANNICK NGAKOUE

91 YANNICK NGAKOUE



DEFENSIVE END

6-2 246 LBS.

MARYLAND

BORN MARCH 31, 1995

BOWIE, MARYLAND

ACQ: 3RD ROUND OF 2016 DRAFT (69TH)

EXP: 2ND YEAR

TRANSACTIONS

Originally drafted by Jacksonville in the third round (69th overall) of the 2016 NFL Draft

PRO (Games played/started - 21/20)

- Made his NFL debut in team's season opener in 2016
- Owns the franchise rookie record for sacks in a single season (8.0)
- Of his 12.0 career sacks, seven have been strip-sacks
- His 12.0 sacks in 20 career games are the most by a Jaguars player in franchise history

2017 (w/ JAX - 5/5)

- **9/10 at HOU:** Started at DE and recorded four tackles (three solo), two strip-sacks and one fumble recovery
- **9/17 vs. TEN:** Assisted on one tackle
- **9/24 vs. BAL:** Started at DE and recorded two solo tackles and one tackle for a loss
- **10/1 at NYJ:** Started at DE and recorded two solo tackles, two sacks, one tackle for a loss and one forced fumble
- **10/8 at PIT:** Started at DE and assisted on one tackle

2016 (w/ JAX - 16/15)

One of two Jaguars rookies (**Jeremy Mincey**) to post 8.0-plus sacks, four-plus forced fumbles and at least one INT in a single season ... Finished second in the NFL behind S.D.'s **Joey Bosa** with 8.0 sacks by a rookie ... Joins K.C.'s **Tamba Hali** (2006), BAL's **Terrell Suggs** (2003), CAR's **Julius Peppers** (2002) and S.F.'s **Charles Haley** (1986) as the only rookies to post 8.0-plus tackles, four-plus forced fumbles and at least one INT in their rookie season

- **9/11 vs. G.B.:** Made two tackles (one solo) in NFL and Jaguars debut
- **9/18 at S.D.:** Made his first career start at LEO and made three tackles (two solo), including his first career sack-fumble in the second quarter
- **9/25 vs. BAL:** Registered his second consecutive game with a sack-fumble ... One of three players to register a sack and a forced fumble in consecutive games this season, joining BUF's **Lorenzo Alexander** and WAS' **Trent Murphy**
- **10/2 vs. IND:** Registered four tackles, including 1.0 sack, as well as his first career interception and third career forced fumble ... Only NFL player this season to register a sack, forced fumble and an interception in the same game
- **10/16 at CHI:** Started at LEO and made 1.0 sack, becoming the first rookie in team history to register a sack in four consecutive games ... Fourth player in Jaguars history to register a sack in four consecutive games (**Tony Brackens**, **Rob Meier** and **Gary Walker**)
- **10/23 vs. OAK:** Started at LEO and totaled two solo tackles
- **10/27 at TEN:** Started at LEO and recorded a QB hit
- **11/6 at K.C.:** Started at LEO and made one solo tackle and three QB hits
- **11/13 vs. HOU:** Started at LEO, making one solo tackle and one pass defended
- **11/20 at DET:** Started at LEO and tallied one solo tackle, a five-yard sack of QB **Matthew Stafford**
- **11/27 at BUF:** Started at LEO and picked up his sixth sack of the season, along with two tackles (one solo)
- **12/4 vs. DEN:** Started at LEO and exited the game with an ankle injury
- **12/11 vs. MIN:** Started at LEO and made one solo tackle and registered a forced fumble
- **12/18 at HOU:** Started at LEO and made one solo tackle
- **12/24 vs. TEN:** Started at LEO and registered 1.0 sack, with seven sack tying team record for a rookie
- **1/1 at IND:** Started at LEO and registered two solo tackles, 1.0 sack and one tackle for a loss ... His eighth sack of the season to break rookie record held by Tony Brackens (7 in 1996)

COLLEGE (at Maryland, 2013-15)

- As a senior, selected First Team All-Big Ten by coaches and media

- Set Maryland's single-season sack record (13.5), breaking a record set by Mark Duda (1982) and Bruce Palmer (1978)
- Ranked second nationally in sacks per game
- Appeared in all 13 games as a true freshman

PERSONAL

- Son of Marlene Chantelly
- Honor roll student
- Worked as a volunteer with the homeless and helped mentor children
- Majored in African American studies
- Attended Friendship Collegiate Academy (Washington, D.C.)
- Named a first team Parade All-America and the 2012 D.C. Gatorade Player of the Year
- Rated a four-star recruit by Rivals, No. 11 OLB
- Helped lead the school to the DCSAA title as a senior

REGULAR SEASON CAREER STATISTICS

YEAR	TEAM	GP/GS	TKL	SOLO	ASST	SACKS	FF	FR	PD	TFL
2016	JAX	16/15	23	20	3	8.0*	4	0	2	6
2017	JAX	5/5	10	7	3	4.0	3	1	0	2
NFL totals: 1 yr.		21/20	33	27	6	12.0	7	1	2	8

*Team rookie record

2017 GAME-BY-GAME STATISTICS

DATE	OPP	TKL	SOLO	ASST	ST	SACKS	FF	FR	PD	TFL
09/10	at Houston	4	3	1	0	2.0	2	1	0	0
09/17	vs. Tennessee	1	0	1	0	0.0	0	0	0	0
09/24	vs. Baltimore	2	2	0	0	0.0	0	0	0	1
10/01	at New York Jets	2	2	0	0	2.0	1	0	0	1
10/08	at Pittsburgh	1	0	1	0	0.0	0	0	0	0
10/15	vs. LA Rams									
10/22	at Indianapolis									
	BYE WEEK									
11/05	vs. Cincinnati									
11/12	vs. LA Chargers									
11/19	at Cleveland									
11/26	at Arizona									
12/03	vs. Indianapolis									
12/10	vs. Seattle									
12/17	vs. Houston									
12/24	at San Francisco									
12/31	at Tennessee									
2017 totals:		10	7	3	0	4.0	3	1	0	2

2016 GAME-BY-GAME STATISTICS

DATE	OPP	TKL	SOLO	ASST	ST	SACKS	FF	FR	PD	TFL
09/11	vs. Green Bay	2	1	1	0	0.0	0	0	0	0
09/18	at San Diego	3	2	1	0	1.0	1	0	0	0
09/25	vs. Baltimore	1	1	0	0	1.0	1	0	0	0
10/02	vs. Indianapolis	4	4	0	0	1.0	1	0	1	1
	BYE WEEK									
10/16	at Chicago	1	1	0	0	1.0	0	0	0	1
10/23	vs. Oakland	2	2	0	0	0.0	0	0	0	0
10/27	at Tennessee	0	0	0	0	0.0	0	0	0	0
11/06	at Kansas City	1	1	0	0	0.0	0	0	0	0
11/13	vs. Houston	1	1	0	0	0.0	0	0	1	0
11/20	at Detroit	1	1	0	0	1.0	0	0	0	1
11/27	at Buffalo	2	1	1	0	1.0	0	0	0	1
12/04	vs. Denver	0	0	0	0	0.0	0	0	0	0
12/11	vs. Minnesota	1	1	0	0	0.0	1	0	0	0
12/18	at Houston	1	1	0	0	0.0	0	0	0	0
12/24	vs. Tennessee	1	1	0	0	1.0	0	0	0	1
31/01	at Indianapolis	2	2	0	0	1.0	0	0	0	1
2016 totals:		23	20	3	0	8.0	4	0	2	6

Additional statistics: One interception on 10/2 vs. IND, seven-yard return

BRAD NORTMAN

3

BRAD NORTMAN

PUNTER

6-2 214 LBS.

WISCONSIN

BORN SEPTEMBER 12, 1989

BROOKFIELD, WISCONSIN

ACQ: UFA (CAROLINA) 2016

EXP: 6TH YEAR



TRANSACTIONS

Originally selected by Carolina in the sixth round (207th overall) of the 2012 NFL Draft ... Signed as an unrestricted free agent by Jacksonville on 3/10/15

PRO (Games played/started - 85/0, 6/0)

- Sixth-year punter has played in Carolina and Jacksonville
- Played in six postseason games, including Super Bowl 50

2017 (w/ JAX - 5/0)

- **9/10 at HOU:** Punted four times for 187 yards (46.8 avg.) with a net average of 36.5 yards and a long punt of 61 yards
- **9/17 vs. TEN:** Punted five times for 246 yards (49.2 avg.) with a long punt of 59 yards
- **9/24 vs. BAL:** Punted three times for 150 yards (50.0 avg.) with a long punt of 60 yards
- **10/1 at NYJ:** Punted eight times for 361 yards (45.1 avg.) with a long punt of 61 yards and five punts inside the 20-yard line
- **10/8 at PIT:** Punted five times for 190 yards and landed three punts inside the 20-yard line

2016 (w/ JAX - 16/0)

- **9/11 vs. G.B.:** Made Jaguars debut and punted twice for 125 yards (62.5 net avg.) and downed both inside the 5-yard line ... His 67-yard punt is the seventh-longest in franchise history
- **9/18 at S.D.:** Punted four times for 179 yards (44.8 avg.), including downing two punts inside the 20
- **9/25 vs. BAL:** Punted six times for 249 yards (41.5 avg.), including two punts downed inside the 20
- **10/2 vs. IND:** Punted five times for 269 yards (53.8 avg.), including a career-long 78-yard punt in the fourth quarter, the second-longest punt in Jaguars franchise history (Bryan Barker, 83) and longest in the NFL this season ... Had one punt downed inside the 20
- **10/16 at CHI:** Punted five times for 275 yards (55.0 avg.), including a 52.2 net avg. ... Downed two punts inside the 20, including his 100th career punt inside the 20
- **10/23 vs. OAK:** Punted five times for 239 yards (47.8 avg.) including a long punt of 56 yards
- **10/27 at TEN:** Punted six times for 275 yards (45.8 avg.) and downed one punt inside the 20
- **11/6 at K.C.:** Punted four times for 167 yards (41.8 avg.) and downed one punt inside the 20 ... Talled one special teams tackle
- **11/13 vs. HOU:** Punted three times for 115 yards
- **11/20 at DET:** Punted six times for 245 yards (40.8 avg.) and downed a career-high four punts inside the 20
- **11/27 at BUF:** Punted six times for 273 yards (45.5 avg., 31.7 net avg.), including two punts downed inside the 20 and a long of 61
- **12/4 vs. DEN:** Punted eight times for 369 yards (46.1 avg., 41.1 net avg.), including a career-high-tying four downed inside the 20 and long of 65
- **12/11 vs. MIN:** Punted four times for 163 yards (40.8 avg., 38.5 net avg.), including one downed inside the 20
- **12/18 at HOU:** Punted six times for 315 yards (52.5 avg., 46.2 net avg.) including a long punt of 67 yards
- **12/24 vs. TEN:** Punted three times for 143 yards (47.7 avg., 48.3 net avg.)
- **1/1 at IND:** Punted four times for 188 yards (47.0 avg., 42.0 net avg.), landing three inside the 20-yard line

2015 (w/ CAR - 16/0, 3/0)

Played in all 16 games, including three playoff contests ... Season totals include 70 punts for 3,175 yards (45.4 avg.), including a 39.8 net average ... Downed 20 punts inside the 20

- **9/20 vs. HOU:** Punted five times for 377 yards for a season-best 53.9 average
- **11/15 at TEN:** Punted four times for a season-high 47.3 net average
- **02/07 vs. DEN:** Punted seven times for 315 yards (45.0 avg.) in Super Bowl 50

2014 (w/ CAR - 16/0, 2/0)

Played in all 16 games, including two postseason games ... Generated a gross average of 44.9 yards and net average of 36.5 yards with a career-high 26 punts inside the 20, five touchbacks, two blocks and a long of 72 yards on 72 punts ... Served as holder on extra points and field goals

- **10/19 at G.B.:** Compiled a season-high 53.9-yard gross average, the second highest of his career, on a season-high seven punts
- **11/16 vs. ATL:** Equaled second-longest punt in team history and matched career long with a 72-yard boot ... Produced a season-high 48.3-yard net average
- **1/3 vs. ARI:** Tied team record for the most punts inside the 20 in a postseason game with three

2013 (w/ CAR - 16/0, 1/0)

Played in all 16 games, including one playoff contest ... Set Carolina records with a gross average of 47.8 yards, which ranked second in the NFC and fourth in the NFL, and net average of 41.6 yards, which ranked fourth in the NFC and fifth in the NFL ... Punted 70 times with a career-high 25 inside the 20, five touchbacks and a career long of 72 yards

- **11/24 at MIA:** Established a Carolina single-game record with a 56.7-yard gross average on seven punts ... Uncorked a career-long 72-yard punt, matching the second-longest punt in team history
- **12/22 vs. N.O.:** Generated a season-high net average of 47.0 yards on a season-high eight punts with two inside the 20 ... Pinned the Saints at their 2-yard line and 3-yard line
- Named NFC Special Teams Player of the Month for December, compiling a 48.1 gross average and 44.0-yard net average with eight inside the 20 and had at least one punt longer than 50 yards in all five games

2012 (w/ CAR - 16/0)

Recorded a gross average of 43.0 yards and net average of 36.5 yards with 20 punts inside the 20, seven touchbacks, one block of 63 yards on 76 punts

- **10/7 vs. SEA:** Booted a career-long 63-yard punt
- **11/4 at WAS:** Landed a season-high three punts inside the 20
- **11/11 vs. DEN:** Produced a season-high 50.1-yard gross average on a career-high nine punts
- **12/23 vs. OAK:** Generated a season-high 48.3-yard net average

COLLEGE (at Wisconsin, 2008-11)

- Played in 52 games, taking over the Badgers' punting duties as a freshman
- Generated gross average of 42.1 yards and net average of 36.7 yards with 69 punts inside the 20, 19 touchbacks, four blocks and long of 76 yards on 199 punts, the fourth most in school history
- Gross average ranks as the third highest in UW history
- Thirty five punts traveled more than 50 yards and 53 resulted in fair catches
- Majored in accounting

PERSONAL

- Attended Central High School in Brookfield, Wis.
- Ranked as the No. 4 punter in the nation by Rivals.com and No. 8 by Scout.com
- Parents are William and Jane Nortman
- Married to wife, Lexi
- Twitter handle is @BradNortmanisms



REGULAR SEASON CAREER STATISTICS

YEAR	TEAM	GP	PUNTS	YARDS	GROSS AVG.	FC	NET AVG.	IN 20	LG	BLK	
2012	CAR	16	76	3,267	43.0	20	36.5	20	63	1	
2013	CAR	16	70	3,344	47.8	13	41.6	25	72	0	
2014	CAR	16	72	3,236	44.9	20	36.5	26	72	2	
2015	CAR	16	70	3,175	45.4	19	39.8	20	65	0	
2016	JAX	16	77	3,589	46.6	19	39.5	27	78	0	
2017	JAX	5	25	1,134	45.4	11	41.2	10	61	0	
NFL totals:		6 yrs.	85	390	17,745	45.5	99	38.9	128	78	3



POST SEASON CAREER STATISTICS

YEAR	TEAM	GP	PUNTS	YARDS	GROSS AVG.	FC	NET AVG.	IN 20	LG	BLK	
2013	CAR	1	2	84	42.0	2	42.0	1	51	0	
2014	CAR	2	8	306	38.3	5	34.6	4	49	0	
2015	CAR	3	15	622	41.5	8	35.4	3	61	0	
NFL totals:		5 yrs.	6	25	1,012	40.5	15	35.7	8	61	0



CAREER HIGHS

	GAME	SEASON
Punts:	9 (11/11/12 vs. Denver)	85 (2015)
Yards:	451 (11/11/12 vs. Denver)	3,797 (2015)
Gross average:	62.5 (9/11/16 vs. Green Bay)	47.8 (2013)
Net average:	62.5 (9/11/16 vs. Green Bay)	41.6 (2013)
Inside the 20:	5 (10/1/17 at NYJ)	30 (2014)
Long:	78 (10/2/16 vs. Indianapolis)	78 (2016)

BRAD NORTMAN

2017 GAME-BY-GAME STATISTICS

DATE	OPP	PUNTS	YARDS	GROSS		NET		IN 20	LG	BLK
				AVG.	FC	AVG.	FC			
09/10	at Houston	4	187	46.8	1	36.5	0	61	0	
09/17	vs. Tennessee	5	246	49.2	2	38.2	1	59	0	
09/24	vs. Baltimore	3	150	50.0	2	50.0	1	60	0	
10/01	at New York Jets	8	361	45.1	5	44.3	5	61	0	
10/08	at Pittsburgh	5	190	38.0	1	38.0	3	42	0	
10/15	vs. LA Rams									
10/22	at Indianapolis									
	BYE WEEK									
11/05	vs. Cincinnati									
11/12	vs. LA Chargers									
11/19	at Cleveland									
11/26	at Arizona									
12/03	vs. Indianapolis									
12/10	vs. Seattle									
12/17	vs. Houston									
12/24	at San Francisco									
12/31	at Tennessee									
2017 totals:		25	1,134	45.4	11	41.2	10	61	0	

2016 GAME-BY-GAME STATISTICS

DATE	OPP	PUNTS	YARDS	GROSS		NET		IN 20	LG	BLK
				AVG.	FC	AVG.	FC			
09/11	vs. Green Bay	2	125	62.5	0	62.5	2	67	0	
09/18	at San Diego	4	179	44.8	0	39.5	2	56	0	
09/25	vs. Baltimore	6	249	41.5	2	38.2	2	49	0	
10/02	vs. Indianapolis	5	269	53.8	1	46.2	1	78	0	
	BYE WEEK									
10/16	at Chicago	5	275	55.0	1	52.2	2	60	0	
10/23	vs. Oakland	5	239	47.8	0	39.6	0	56	0	
10/27	at Tennessee	6	275	45.8	1	41.0	1	60	0	
11/06	at Kansas City	4	167	41.8	1	25.3	1	47	0	
11/13	vs. Houston	3	115	38.3	0	12.7	0	48	0	
11/20	at Detroit	6	245	40.8	3	31.7	4	54	0	
11/27	at Buffalo	6	273	45.5	1	31.7	2	61	0	
12/04	vs. Denver	8	369	46.1	3	41.1	4	65	0	
12/11	vs. Minnesota	4	163	40.8	0	38.5	1	54	0	
12/18	at Houston	6	315	52.5	2	46.2	1	67	0	
12/24	vs. Tennessee	3	143	47.7	1	48.3	1	55	0	
01/01	at Indianapolis	4	188	47.0	3	42.0	3	52	0	
2016 totals:		77	3,589	46.6	19	39.5	27	78	0	

Additional statistics: one special teams tackle on 11/6 at K.C.

2015 GAME-BY-GAME STATISTICS

DATE	OPP	PUNTS	YARDS	GROSS		NET		IN 20	LG	BLK
				AVG.	FC	AVG.	FC			
09/13	at Jacksonville	4	179	44.8	2	37.5	2	56	0	
09/20	vs. Houston	7	377	29.9	0	42.7	0	65	0	
09/27	vs. New Orleans	4	173	43.3	1	22.8	1	55	0	
10/04	at Tampa Bay	4	154	38.5	1	29.8	2	56	0	
	BYE WEEK									
10/18	at Seattle	5	243	48.6	1	43.0	1	59	0	
10/25	vs. Philadelphia	4	157	39.3	2	38.8	3	45	0	
11/02	vs. Indianapolis	7	293	41.9	2	39.6	1	61	0	
11/08	vs. Green Bay	6	289	48.2	1	45.2	0	60	0	
11/15	at Tennessee	4	189	47.3	2	47.3	2	63	0	
11/22	vs. Washington	4	207	51.8	1	46.0	1	56	0	
11/26	at Dallas	2	80	40.0	1	36.0	1	58	0	
12/06	at New Orleans	3	114	38.0	1	35.7	1	45	0	
12/13	vs. Atlanta	4	196	49.0	0	46.5	0	65	0	
12/20	at N.Y. Giants	7	318	45.4	3	40.9	1	59	0	
12/27	at Atlanta	3	130	43.3	1	36.7	2	63	0	
01/03	vs. Tampa Bay	2	76	38.0	1	38.0	2	51	0	
2015 totals:		70	3,175	45.4	19	39.8	20	65	0	
01/17	vs. Seattle	5	188	37.6	3	36.0	2	46	0	
01/24	vs. Arizona	3	119	39.7	1	39.0	0	44	0	
02/07	at Denver	7	315	45.0	4	33.4	1	61	0	
Postseason totals:		15	622	41.5	8	35.4	3	61	0	

2014 GAME-BY-GAME STATISTICS

DATE	OPP	PUNTS	YARDS	GROSS		NET		IN 20	LG	BLK
				AVG.	FC	AVG.	FC			
09/07	at Tampa Bay	6	282	47.0	1	37.7	2	54	0	
09/14	vs. Detroit	6	269	44.8	2	36.2	1	57	0	
09/21	vs. Pittsburgh	4	210	52.5	0	43.3	2	65	0	
09/28	at Baltimore	4	194	48.5	2	39.0	0	58	0	
10/05	vs. Chicago	5	241	48.2	1	38.2	2	62	0	
10/12	at Cincinnati	1	38	38.0	0	38.0	0	38	0	
10/29	at Green Bay	7	377	42.7	0	42.7	2	67	0	
10/26	vs. Seattle	2	78	39.0	1	39.0	1	47	0	
10/30	vs. New Orleans	6	253	41.8	4	41.8	3	58	0	
11/10	at Philadelphia	7	333	35.4	2	35.4	1	59	0	
11/16	vs. Atlanta	6	214	35.7	2	35.7	3	42	0	
	BYE WEEK									
11/30	at Minnesota	4	146	16.8	0	16.8	1	43	2	
12/07	at New Orleans	4	158	22.5	0	22.5	2	49	0	
12/14	vs. Tampa Bay	3	99	33.0	3	33.0	3	37	0	
12/21	vs. Cleveland	4	199	43.8	2	43.8	1	60	0	
12/28	at Atlanta	3	145	48.3	0	48.8	2	72	0	
2014 totals:		72	3,236	44.9	20	37.5	26	72	2	

01/03	vs. Arizona	4	149	37.3	2	32.3	3	49	0
01/10	at Seattle	4	157	39.3	3	37.0	1	48	0
Postseason totals:		8	306	38.2	5	34.6	4	49	0

2013 GAME-BY-GAME STATISTICS

DATE	OPP	PUNTS	YARDS	GROSS		NET		IN 20	LG	BLK
				AVG.	FC	AVG.	FC			
09/08	vs. Seattle	5	239	47.8	0	38.2	2	57	0	
09/15	at Buffalo	5	257	51.4	2	43.6	3	62	0	
09/22	vs. N.Y. Giants	2	97	48.5	0	38.5	0	49	0	
	BYE WEEK									
10/06	at Arizona	4	195	48.8	0	38.8	1	63	0	
10/13	at Minnesota	3	99	33.0	2	33.0	3	34	0	
10/20	vs. St. Louis	3	154	51.3	0	42.7	1	56	0	
10/24	at Tampa Bay	4	216	43.2	1	42.0	3	59	0	
11/03	vs. Atlanta	3	128	42.7	1	37.3	2	57	0	
11/10	at San Francisco	7	320	45.7	0	37.9	2	65	0	
11/18	vs. New England	2	87	43.5	1	37.0	0	50	0	
11/24	at Miami	7	397	56.7	0	46.6	0	72	0	
12/01	vs. Tampa Bay	3	138	46.0	2	46.0	1	55	0	
12/08	at New Orleans	5	227	45.4	1	42.0	1	57	0	
12/15	vs. N.Y. Jets	2	92	46.0	0	46.0	1	52	0	
12/22	vs. New Orleans	8	406	50.8	1	47.0	2	60	0	
12/29	at Atlanta	6	292	48.7	2	39.7	3	64	0	
2013 totals:		70	3,344	47.8	13	41.6	25	72	0	

01/12	vs. San Francisco	2	84	42.0	2	42.0	1	51	0
Postseason totals:		2	84	42.0	2	42.0	1	51	0


2012 GAME-BY-GAME STATISTICS

DATE	OPP	PUNTS	YARDS	GROSS		NET		IN 20	LG	BLK
				AVG.	FC	AVG.	FC			
09/09	at Tampa Bay	5	199	39.8	3	33.2	2	47	1	
09/16	vs. New Orleans	5	229	45.8	1	35.8	2	58	0	
09/20	vs. N.Y. Giants	3	125	41.7	1	33.0	1	44	0	
09/30	at Atlanta	6	271	45.2	3	42.3	2	49	0	
10/07	vs. Seattle	7	318	45.4	0	39.9	2	63	0	
	BYE WEEK									
10/21	vs. Dallas	6	248	41.3	2	38.5	2	55	0	
10/28	at Chicago	3	77	25.7	0	22.0	0	36	0	
11/04	at Washington	5	161	32.2	0	33.0	3	49	0	
11/11	vs. Denver	9	451	50.1	1	36.2	1	59	0	
11/18	vs. Tampa Bay	6	274	45.7	1	39.8	1	55	0	
11/26	at Philadelphia	5	188	37.6	3	31.2	0	44	0	
12/02	at Kansas City	4	184	46.0	2	39.5	1	51	0	
12/09	vs. Atlanta	2	88	44.0	1	34.0	1	58	0	
12/16	at San Diego	4	158	39.5	2	28.8	1	44	0	
12/23	vs. Oakland	4	195	48.8	0	48.3	1	55	0	
12/30	at New Orleans	2	101	50.5	0	41.0	0	54	0	
2012 totals:		76	3,267	43.0	7	37.0	20	63	1	

PATRICK OMAMEH

77 PATRICK OMAMEH

OFFENSIVE LINEMAN
6-4 327 LBS.
MICHIGAN
BORN DECEMBER 29, 1989
COLUMBUS, OHIO
ACQ: FREE AGENT 2016
EXP: 5TH YEAR



TRANSACTIONS

Originally signed with San Francisco as an undrafted rookie on 5/7/13 ... Signed by Tampa Bay from San Francisco's practice squad on 10/11/13 ... Waived by Tampa Bay on 9/4/15 ... Claimed off waivers by Chicago on 9/6/15 ... Signed with Jacksonville as a free agent on 6/2/16 ... Placed on injured reserve on 11/21/16

PRO (Games played/started - 45/37)

- Fifth-year OG has spent time with Tampa Bay, Chicago and Jacksonville
- Began career as an undrafted free agent with San Francisco in 2013

2017 (w/ JAX - 5/5)

- **9/10 at HOU:** Started at LG and helped pave the way for the team to rush for 155 yards ... Did not allow a sack
- **9/17 vs. TEN:** Started at LG
- **9/24 vs. BAL:** Started at LG and helped the team rush for 166 yards and did not allow a sack
- **10/1 at NYJ:** Started at LG and helped the team rush for 175 yards
- **10/8 at PIT:** Started at LG and helped the team rush for 231 yards

2016 (w/ JAX - 10/7)

Placed on injured reserve on 11/21/16 after starting seven of 10 games played

- **9/11 vs. G.B.:** Played five snaps on special teams in Jaguars debut
- **9/18 at S.D.:** Saw action at LT after **Kelvin Beachum** exited the game in the third quarter
- **9/25 vs. BAL:** Saw action on special teams
- **10/2 vs. IND:** Started as an extra offensive lineman and then played 58 snaps at LG after **Luke Joeckel's** knee injury
- **10/16 at CHI:** Started at LG
- **10/23 vs. OAK:** Started at LG
- **10/27 at TEN:** Started at LG
- **11/6 at K.C.:** Started at LG, helping the team rush for a season-high 205 yards
- **11/13 vs. HOU:** Started at LG
- **11/20 at DET:** Started at LG before exiting the game with a foot injury

2015 (w/ CHI - 14/9)

Appeared in 14 games (9 starts) at RG

2014 (w/ T.B. - 16/16)

Started all 16 games at RG

- **9/7 vs. WAS:** Made NFL debut and his first career start
- **9/14 vs. STL:** Started at right guard helping pave the way for Bobby Rainey's 144-yard rushing day
- **12/28 vs. NO:** Helped pave the way for 183 rushing yards by the Buccaneers, the most the team had recorded since 2013 (11/17/13 vs. Atlanta)

2013 (w/ T.B. - 0/0)

Inactive all 16 games

COLLEGE (at Michigan 2008-12)

- Started 41-of-45 games at Michigan (2008-12), including every game his final three seasons
- Earned first-team All-Big Ten honors as a senior
- Named to the 2012 Allstate AFCA Good Works Team


PERSONAL

- Attended St. Francis De Sales High School (Columbus, Ohio)
- Earned first-team all-state honors as a senior
- Born Patrick Omameh on December 29, 1989 in Columbus, Ohio

JAMES O'SHAUGHNESSY

80 JAMES O'SHAUGHNESSY

TIGHT END
6-4 245 LBS
ILLINOIS STATE
BORN JANUARY 14, 1992
NAPERVILLE, ILLINOIS
ACQ: WAIVERS (NEW ENGLAND) 2017
EXP: 3RD YEAR



TRANSACTIONS

Originally drafted by Kansas City in the fifth round (173rd overall) in the 2015 NFL Draft ... Traded to New England with a 2017 sixth-round draft selection (216th overall) in exchange for a 2017 fifth-round draft selection (183rd overall) on 4/29/17 ... Waived by New England on 9/2/17 ... Signed by Jacksonville on 9/3/17

PRO (Games played/started - 28/6, 1/0)

Appeared in 27 games over three seasons, recording 10 receptions for 116 yards

2017 (w/ JAX - 5/0)

- **9/10 at HOU:** Saw action at TE and recorded one reception for 18 yards and recorded one special teams tackle
- **9/17 vs. TEN:** Saw action at TE and on special teams
- **9/24 vs. BAL:** Recorded one reception for 12 yards
- **10/1 at NYJ:** Saw action at TE and on special teams
- **10/8 at PIT:** Saw action at TE and on special teams and recorded one solo special teams tackle

2016 (w/ K.C. - 16/3, 1/0)

Appeared in all 16 games, making three starts and recording two receptions for minus-one yard

2015 (w/ K.C. - 7/3, 1/0)

Appeared in all 7 games, making three starts and recorded six receptions for 87 yards ... Was placed on injured/reserve on 11/17/15

COLLEGE (at Illinois State, 2010-14)

- Played in 49 games with 37 starts, totaling 67 receptions for 1,170 yards and 14 TDs
- Earned All-Missouri Valley Football Conference second-team honors as a senior after totaling 29 receptions for 544 yards and nine TDs

PERSONAL

- Attended Naperville North High School
- Three-year letterman

REGULAR SEASON CAREER STATISTICS

YEAR	TEAM	GP/GS	NO	YDS	AVG	LG	TD
2015	KC	7/3	6	87	14.5	30	0
2016	JAX	16/3	2	-1	-0.5	0	0
2017	JAX	5/0	2	30	15.0	18	0
NFL totals: 3 yrs.		28/6	10	116	11.6	30	0

2017 GAME-BY-GAME STATISTICS

DATE	OPP	RECs	YDS	AVG.	LG	TD
09/10	at Houston	1	18	18.0	18	0
09/17	vs. Tennessee	0	0	0.0	0	0
09/24	vs. Baltimore	1	12	12.0	12	0
10/01	at New York Jets	0	0	0.0	0	0
10/08	at Pittsburgh	0	0	0.0	0	0
10/15	vs. LA Rams					
10/22	at Indianapolis					
	BYE WEEK					
11/05	vs. Cincinnati					
11/12	vs. LA Chargers					
11/19	at Cleveland					
11/26	at Arizona					
12/03	vs. Indianapolis					
12/10	vs. Seattle					
12/17	vs. Houston					
12/24	at San Francisco					
12/31	at Tennessee					
2017 totals:		2	30	15.0	18	0

Additional Statistics: two special teams tackles

MATT OVERTON

43

MATT OVERTON

LONG SNAPPER

6-1 243 LBS

WESTERN WASHINGTON

BORN JULY 6, 1985

SAN LEANDRO, CALIFORNIA

ACQ: FREE AGENT 2017

EXP: 6TH YEAR



TRANSACTIONS

Originally signed by Seattle as an undrafted free agent in 2017 ... Released by the Seahawks prior to the start of the 2007 regular season ... Signed by the Tri-Cities Fever of the AF2 in 2008 ... Signed by the Florida Tuskers of the UFL in 2009 ... Signed by Seattle as a free agent on 2/10/10 ... Released by Seattle prior to the start of the 2010 regular season ... Signed by the Omaha Nighthawks of the United Football League in 2010 ... Signed as a free agent by Indianapolis on 4/2/12 ... Released on 5/1/17 ... Signed by Jacksonville on 8/3/17

PRO (Games played/started - 85/0)

Was selected to the Pro Bowl at the conclusion of the 2013 season ... Has not missed a game in five seasons

2017 (w/ JAX - 5/0)

- **9/10 at HOU:** Served as the team's long snapper
- **9/17 vs. TEN:** Served as the team's long snapper
- **9/24 vs. BAL:** Served as the team's long snapper
- **10/1 at NYJ:** Served as the team's long snapper
- **10/8 at PIT:** Served as the team's long snapper

2016 (w/ IND - 16/0)

Participated in all 16 games and snapped of K **Adam Vinatieri**, who tied for sixth in the NFL in FG percentage (87.1) while totaling 125 points ... Also snapped for P **Pat McAfee** who registered a 49.3 punting avg., which set a career-high and led the NFL

2015 (w/ IND - 16/0)

Played in all 16 games, assisting Vinatieri record his 18th career 100-point season while becoming the third player in NFL history to convert 500 field goals ... Snapped for McAfee who ranked second in the NFL with a 47.7 avg. and fifth in the league with a 41.7 net avg.

2014 (w/ IND - 16/0, 3/0)

Played in all 16 games and all three postseason contests ... Snapped for McAfee who set franchise single-season records with a 42.8 net punting avg. and 30 punts pinned inside the 20-yard line ... Also snapped for Vinatieri who converted 30-of-31 field goals and all 50 extra points for 140 points on the season ... Both McAfee and Vinatieri were named to the Associated Press NFL All-Pro team as well as being voted to the Pro Bowl

2013 (w/ IND - 16/0)

Competed in all 16 games and served as the long snapper for McAfee, who averaged 46.0 yards per punt and Vinatieri who converted 35-of-40 FGs and all 34 extra point attempts ... Also added five special teams tackles ... Named to the Pro Bowl for the first time in his career

2012 (w/ IND - 16/0)

Appeared in all 16 games and finished third on the team with nine special teams tackles ... Snapped for McAfee, who set then-franchise records in gross punting average (48.2), net punting average (40.3), punts inside the 20 (26) and 50.0-yard gross average games (five)

2010 (w/ Omaha Nighthawks, UFL)

Was named the United Football League's top 10 players list in 2010, earning the recognition as the league's best long snapper

2009 (w/ Florida Tuskers, UFL)

Was part of a team that recorded a perfect 6-0 records while reaching the UFL Championship Game

2008 (w/ Tri-Cities Fever, IFL)

Was part of a team that won four games and finished fifth in the NC West

2007 (w/ SEA)

Signed as an undrafted free agent, but was released prior to the start of the regular season

COLLEGE (at Western Washington, 2005-06; Diablo Valley College, 2003-04)

- Was a team captain and two-year starter at DE and LS for Western Washington
- Finished his collegiate career with 5.0 sacks, 7.5 tackles for loss, one INT, one forced fumble and seven passes defended
- Attended Diablo Valley College from 2003-04 before transferring to Western Washington

PERSONAL


- Attended Tracy (Calif.) High School
- Was an Honorable Mention San Joaquin Athletic Association All-Star as a senior
- Started and lettered two years as an offensive guard while serving as a co-captain as a senior
- Also lettered one year in golf and baseball
- Founder/President of Pros 2 Youth, a non-profit organization based in his hometown of Tracy, Calif.
- Co-owner of Led By Pros Youth Football Academy in Omaha, Neb. with **Maurice Clarett**
- Grandson of Washington State Hall of Fame Football coach **Paul Wallroff**
- Father, Tom Overton, played college football at Cal-State Hayward. Son of Lisa Blair and has two siblings, Stefan and Nicole Overton

JERMEY PARNELL

78

JERMEY PARNELL

OFFENSIVE LINEMAN
6-6 326 LBS.
MISSISSIPPI
BORN JULY 20, 1986
BLYTHEVILLE, ARKANSAS
ACQ: UFA (DALLAS) 2015
EXP: 7TH YEAR



TRANSACTIONS

Originally signed by New Orleans as an undrafted rookie on 5/4/09 ... Waived on 9/4/09 ... Signed by New Orleans to the practice squad on 9/6/09 ... Waived on 9/4/10 ... Claimed off waivers by Miami on 9/5/10 ... Waived on 9/25/10 ... Signed by New Orleans to the practice squad on 9/28/10 ... Signed by Dallas to the 53-man roster on 10/24/10 ... Signed by Jacksonville as an unrestricted free agent on 3/11/15

PRO (Games played/started - 90/43)

- Seventh-year OT spent time with New Orleans, Miami and Dallas before signing with Jacksonville on 3/11/15
- Blocked for NFL's leading rusher RB **DeMarco Murray** in 2014 and did not allow a sack at RT
- Began career as an undrafted free agent with New Orleans in 2009

2017 (w/ JAX - 5/4)

- **9/10 at HOU:** Started at RT and helped pave the way for the team to rush for 155 yards ... Did not allow a sack
- **9/17 vs. TEN:** Started at RT
- **9/24 vs. BAL:** Started at RT and helped the team rush for 166 yards and did not allow a sack
- **10/1 at NYJ:** Started at RT and helped the team rush for 175 yards
- **10/8 at PIT:** Started at RT and helped the team rush for 231 yards

2016 (w/ JAX - 16/16)

Part of a unit that allowed the team's fewest sacks since 2007 (34)

- **9/11 vs. G.B.:** Started at RT in his 70th career game
- **9/18 at S.D.:** Started at RT
- **9/25 vs. BAL:** Started at RT
- **10/2 vs. IND:** Started at RT and played in all 72 offensive snaps, helping the team rush for 136 yards
- **10/16 at CHI:** Started at RT
- **10/23 vs. OAK:** Started at RT
- **10/27 at TEN:** Started at RT
- **11/6 at K.C.:** Started at RT, helping the team rush for a season-high 205 yards
- **11/13 vs. HOU:** Started at RT
- **11/20 at DET:** Started at RT and was part of an offensive line that did not allow a sack
- **11/27 at BUF:** Started at RT and helped the team rush for 183 yards
- **12/4 vs. DEN:** Started at RT and helped the team rush for 154 yards
- **12/11 vs. MIN:** Started at RT
- **12/18 at HOU:** Started at RT
- **12/24 vs. TEN:** Started at RT
- **1/1 at IND:** Started at RT, helping the team rush for 182 yards

2015 (w/ JAX - 15/15)

Played in 15 games with a career-high 15 starts at RT

- **9/13 vs. CAR:** Made his Jaguars debut at RT in team's season opener
- **9/20 vs. MIA:** Started at RT, helped the Jaguars rush for 123 yards and did not allow a sack
- **10/4 at IND:** Started at RT, helping RB **T.J. Yeldon** rush for 100+ yards
- **10/25 vs. BUF:** Started at RT, helping RB T.J. Yeldon rush for a season-high 115 yards
- **12/13 vs. IND:** Started at RT, helping the Jaguars rush for a season-high 154 yards

2014 (w/ DAL - 16/5)

Appeared in all 16 games with a career-high five starts at RT ... Also saw time on special teams and as extra OL in jumbo packages ... Had only one penalty for five yards ... Did not allow a sack ... Part of OL that ranked ninth in the NFL with 30 sacks allowed ... Blocked for Pro Bowl QB **Tony Romo** who led NFL in passer rating (113.2), completion percentage (69.9) and yards-per-attempt (8.52) ... Part of OL that blocked for NFL rushing leader RB **DeMarco Murray** who set franchise record with 1,845 rushing yards and NFL-high 2,261 yard from scrimmage ... Cowboys finished season ranked second in rushing yards per game (147.1)

- **10/19 vs. NYG:** Made first start of the season in place of OL **Doug Free** and blocked for DeMarco Murray's seventh consecutive 100-yard game, the first player in NFL history with seven straight 100-yard games to open a season
- **1/4 vs. DET:** Made postseason debut with a start at RT

2013 (w/ DAL - 16/1)

Played in all 16 games for the second consecutive season and made one start ... Saw most of his action in jumbo packages and on special teams

2012 (w/ DAL - 16/1)

Saw action in all 16 games for the first time in his career ... Rotated series at RT with Doug Free for the last two months of the season

- **11/22 vs. WAS:** Made first career start

2011 (w/ DAL - 6/0)

Saw action in six games, mainly on special teams

2010 (w/ MIA - 0/0; w/ DAL - 0/0)

Spent the preseason with New Orleans before he was waived on final cuts ... Was claimed off waivers by Miami on Sept. 5 and waived on Sept. 25 ... Signed by New Orleans to practice squad on Sept. 28 before he was signed to Dallas' 53-man roster on Oct. 14 ... Was inactive for all 12 games with the Cowboys

2009 (w/ NO - ps)

Spent the entire regular season on New Orleans' practice squad after signing as a rookie free agent

COLLEGE (at Mississippi, 2006-09)

- Played only one season of collegiate football
- Saw action as a senior for the first time since eighth grade and played in five games as a defensive lineman
- Was a four-year letterman for the Rebels basketball team
- Played in 30 games with seven starts as a senior, averaging 3.7 points and 3.3 rebounds while ranking second on the team with 22 blocked shots
- Majored in art

PERSONAL

- Attended Gosnell High School in Arkansas
- Two-time first-team all-state selection in basketball
- Averaged 21 points, 13 rebounds, five assists and four blocks a game as a senior
- Played summer basketball in China in 2005 and 2006, and also played AAU for the Arkansas Wings

TYLER PATMON

23

TYLER PATMON



CORNERBACK

5-10 188 LBS

OKLAHOMA STATE

BORN JANUARY 26, 1991

ROUND ROCK, TEXAS

ACQ: FREE AGENT 2017

EXP: 3RD YEAR

TRANSACTIONS

Signed as an undrafted rookie by Dallas on 5/21/14 ... Waived on 12/15/15 ... Signed by Miami to the practice squad on 12/17/15 ... Promoted to the active roster on 12/26/15 ... Waived on 7/31/16 ... Claimed off waivers by Tennessee on 8/1/16 ... Waived on 8/30/16 ... Signed by Kansas City to the practice squad on 10/20/16 ... Waived on 11/2/16 ... Signed by Kansas City to the practice squad on 11/8/16 ... Waived on 11/9/16 ... Signed by Carolina to the practice squad on 11/22/16 ... Promoted to the active roster on 1/2/17 ... Waived by Carolina 5/1/17 ... Signed by Jacksonville as a free agent on 5/22/17

PRO (Games played/started - 27/2)

Third-year CB has played in 27 games with two starts with Dallas and Miami

2017 (w/ JAX - 3/0)

- **9/10 at HOU:** Did not play
- **9/17 vs. TEN:** Did not play
- **9/24 vs. BAL:** Recorded two solo tackles
- **10/1 at NYJ:** Saw action on special teams
- **10/8 at PIT:** Saw action at CB and on special teams

2016 (w/ K.C. & CAR - ps)

Attended training camp with Tennessee and was waived during the preseason ... Had stints on the practice squads in Kansas City and Carolina ... Spent Weeks 7-8 and part of Week 10 on the Chiefs' practice squad and Weeks 12-17 on the Panthers' practice squad

2015 (w/ DAL - 11/2; w/ MIA - 2/0)

Played in 13 games with two starts with Dallas and Miami in addition to spending one game on the Dolphins' practice squad ... Totaled 15 tackles and six passes defended, all with the Cowboys

- **9/20 at PHI:** Made his first NFL start

2014 (w/ DAL - 11/0, 2/0)

Played in 11 regular-season contests and was inactive for five games ... Posted six tackles, one INT (returned for TD), one pass defended and contributed five special teams tackles ... Played in the NFC wild-card game versus Detroit and NFC divisional playoff at Green Bay

COLLEGE (at Oklahoma State, 2013; Kansas, 2010-12)

- Finished career at Oklahoma State after transferring from Kansas following graduation with one season of eligibility remaining
- Totaled 176 tackles, 15.5 tackles for loss, seven INTs, 2.0 sacks, 31 passes defended, one forced fumble and two fumble recoveries in 48 games with 33 starts for the Cowboys and Jayhawks
- As a senior at OSU, played in 13 games and produced 30 tackles, four tackles for loss, one INT and tied for the team lead with nine passes defended along with one forced fumble and one fumble recovery (returned 78 yards for a TD)

PERSONAL

- Attended Vista Ridge High School in Cedar Park, Texas

REGULAR SEASON CAREER STATISTICS

DATE	TEAM	GP/GS	TKL	SOLO	ASST	TFL	SACKS	ST	FF	FR	INT	PD
2014	DAL	11/0	8	7	1	0	0.0	0	0	0	1	1
2015	DAL	11/2	13	11	2	0	0.0	0	0	0	0	6
2015	DET	2/0	0	0	0	0	0.0	0	0	0	0	0
2016	K.C./CAR						ps					
2017	JAX	3/0	2	2	0	0	0.0	0	0	0	0	0
NFL totals:		3 yrs. 27/2	23	20	3	0	0.0	0	0	0	1	7

Additional statistics: two kick returns for 26 yards in 2015 with Dallas

CAREER HIGHS

	GAME	SEASON
Tackles:	6 (12/29/13 at N.E.)	23 (2014)
Sacks:	1.0 (fives times; last: 9/27/15 at MIA)	3.0 (2014)
Forced fumbles:	1 (two times, last: 9/27/15 at MIA)	1 (2013, '14)
Fumble recoveries:	1 (10/26/14 at NYJ)	1 (2014)

2017 GAME-BY-GAME STATISTICS

DATE	OPP	TKL	SOLO	ASST	ST	SACKS	FF	FR	PD	INT
09/10	at Houston				DNP					
09/17	vs. Tennessee				DNP					
09/24	vs. Baltimore	2	2	0	0	0.0	0	0	0	0
10/01	at New York Jets	0	0	0	0	0.0	0	0	0	0
10/08	at Pittsburgh	0	0	0	0	0.0	0	0	0	0
10/15	vs. LA Rams									
10/22	at Indianapolis									
	BYE WEEK									
11/05	vs. Cincinnati									
11/12	vs. LA Chargers									
11/19	at Cleveland									
11/26	at Arizona									
12/03	vs. Indianapolis									
12/10	vs. Seattle									
12/17	vs. Houston									
12/24	at San Francisco									
12/31	at Tennessee									
2017 totals:		2	2	0	0	0.0	0	0	0	0

DONALD PAYNE

52

DONALD PAYNE



LINEBACKER

5-11 217 LBS

STETSON UNIVERSITY

BORN JULY 12, 1994

FAYETTEVILLE, GEORGIA

ACQ: WAIVERS (BALTIMORE) 2017

EXP: ROOKIE

TRANSACTIONS

Originally signed by Baltimore as an undrafted free agent on 4/29/17 ... Waived by Baltimore on 9/2/17 ... Signed by Jacksonville on 9/3/17

PRO (Games played/started - 4/0)

Spent offseason program and training camp with the Baltimore Ravens before being claimed off waivers by Jacksonville

2017 (w/ JAX - 4/0)

- **9/10 at HOU:** Saw action on special teams and recorded one solo special teams tackle
- **9/17 vs. TEN:** Saw action on special teams
- **9/24 vs. BAL:** Saw action on special teams
- **10/1 at NYJ:** Did not play
- **10/8 at PIT:** Saw action on special teams

COLLEGE (at Stetson University, 2013-16)

- Three-time Defensive Player of the Year in the Pioneer Football League
- Played in 44 career games and totaled 538 tackles (344 solo), nine INTs, 14.0 sacks, 65.5 tackles for a loss, 42 passes defensed, seven forced fumbles, eight fumble recoveries and three blocked kicks
- 2013 Pioneer Football League Defensive Rookie of the Year

PERSONAL

- Attended Landmark Christian (Fayetteville, Ga.) where he was first team All-State as a senior and was also named first team All-Region his final three years

REGULAR SEASON CAREER STATISTICS

YEAR	TEAM	GP/GS	TKL	SOLO	ASST	ST	SACKS	FF	FR	PD
2017	JAX	4/0	0	0	0	1	0.0	0	0	0
NFL totals: 1 yr.		4/0	0	0	0	1	0.0	0	0	0


2017 GAME-BY-GAME STATISTICS

DATE	OPP	TKL	SOLO	ASST	TFL	SACKS	ST	FF	FR	INT	PD
09/10	at Houston	0	0	0	0	0.0	1	0	0	0	0
09/17	vs. Tennessee	0	0	0	0	0.0	0	0	0	0	0
09/24	vs. Baltimore	0	0	0	0	0.0	0	0	0	0	0
10/01	at New York Jets				DNP						
10/08	at Pittsburgh	0	0	0	0	0.0	0	0	0	0	0
10/15	vs. LA Rams										
10/22	at Indianapolis										
	BYE WEEK										
11/05	vs. Cincinnati										
11/12	vs. LA Chargers										
11/19	at Cleveland										
11/26	at Arizona										
12/03	vs. Indianapolis										
12/10	vs. Seattle										
12/17	vs. Houston										
12/24	at San Francisco										
12/31	at Tennessee										
2017 totals:		0	0	0	0	0.0	1	0	0	0	0

LAFAYETTE PITTS

29

LAFAYETTE PITTS



CORNERBACK

5-11 195 LBS

PITTSBURGH

BORN SEPTEMBER 24, 1992

DUQUESNE, PENNSYLVANIA

ACQ: WAIVERS (MIAMI) 2017

EXP: 2ND YEAR

TRANSACTIONS

Originally signed with Miami as an undrafted free agent on 5/6/16 ... Waived on 9/3/16 ... Signed to the practice squad by Miami on 9/4/16 ... Signed to the active roster on 11/7/16 ... Waived by Miami on 9/2/17 ... Signed by Jacksonville on 9/3/17

PRO (Games played/started - 13/0)

Appeared in eight games with Miami after spending the previous eight weeks on the team's practice squad

2017 (w/ JAX - 5/0)

- **9/10 at HOU:** Saw action on special teams
- **9/17 vs. TEN:** Saw action on special teams
- **9/24 vs. BAL:** Saw action at CB and on special teams
- **10/1 at NYJ:** Saw action on special teams
- **10/8 at PIT:** Saw action on special teams

2016 (w/ K.C. - 8/0)

Appeared in eight games and totaled three tackles (one solo) and one special teams tackle

COLLEGE (at Pittsburgh, 2012-15)

- Appeared in all 52 games (51 starts)
- Totaled 152 tackles (118 solo), four INTs and also returned 52 kickoffs for 1,196 yards (23.0 avg.) and was named a team captain as a senior in 2015.

PERSONAL

- Attended Woodland Hills High School
- Selected first team All-State Class AAAA by the Pennsylvania Sports Writers, Pittsburgh Post-Gazette "Fabulous 22", Pittsburgh Tribune-Review "Terrific 25" and was selected to play in the Big 33 Football Classic (Pennsylvania vs. Ohio)
- Led team to a combined 21-6 mark (.778) his final two years, including back-to-back appearances in the WPIAL Class AAAA championship game

REGULAR SEASON CAREER STATISTICS

DATE	TEAM	GP/GS	TKL	SOLO	ASST	TFL	SACKS	ST	FF	FR	INT	PD
2016	MIA	8/0	3	1	2	0	0.0	1	0	0	0	0
2017	JAX	5/0	0	0	0	0	0.0	0	0	0	0	0
NFL totals:		2 yrs. 13/0	3	1	2	0	0.0	1	0	0	0	0

2017 GAME-BY-GAME STATISTICS

DATE	OPP	TKL	SOLO	ASST	ST	SACKS	FF	FR	PD	INT
09/10	at Houston	0	0	0	0	0.0	0	0	0	0
09/17	vs. Tennessee	0	0	0	0	0.0	0	0	0	0
09/24	vs. Baltimore	0	0	0	0	0.0	0	0	0	0
10/01	at New York Jets	0	0	0	0	0.0	0	0	0	0
10/08	at Pittsburgh	0	0	0	0	0.0	0	0	0	0
10/15	vs. LA Rams									
10/22	at Indianapolis									
	BYE WEEK									
11/05	vs. Cincinnati									
11/12	vs. LA Chargers									
11/19	at Cleveland									
11/26	at Arizona									
12/03	vs. Indianapolis									
12/10	vs. Seattle									
12/17	vs. Houston									
12/24	at San Francisco									
12/31	at Tennessee									
2017 totals:		0	0	0	0	0.0	0	0	0	0

WILLIAM POEHLS

[75]

WILLIAM POEHLS

OFFENSIVE LINEMAN

6-8 344 LBS

MONTANA

BORN NOVEMBER 27, 1991

CHANDLER, ARIZONA

ACQ: WAIVERS (CHICAGO) 2017

EXP: 1ST YEAR



TRANSACTIONS

Originally signed with Tennessee as an undrafted free agent on 5/16/14 ... Waived on 8/30/14 ... Signed to the practice squad by Tennessee on 9/1/14 ... Waived on 9/5/15 ... Signed to the practice squad by Tennessee on 9/7/15 ... Waived by Tennessee on 9/3/16 ... Signed to the practice squad by Buffalo on 9/19/16 ... Released from practice squad by Buffalo on 10/27/16 ... Signed to the practice by Chicago on 11/2/16 ... Waived by Chicago on 9/2/17 ... Signed by Jacksonville on 9/3/17

PRO (Games played/started - 0/0)

Has spent time on Tennessee's, Buffalo's and Chicago's practice squad

2017 (w/ JAX - 0/0)

- 9/10 at HOU: Inactive
- 9/17 vs. TEN: Inactive
- 9/24 vs. BAL: Inactive
- 10/1 at NYJ: Inactive
- 10/8 at PIT: Inactive

COLLEGE (at Montana, 2010-13)

- Appeared in 45 career games with 27 starts
- Named a second-team All-Big Sky Conference selection his senior year

PERSONAL

- Earned three letters in both football and wrestling and was a team captain in both sports at Chandler High School
- Named a 5A first-team all-state and all-region selection as a senior and all-region as a junior

PAUL POSLUSZNY

51 PAUL POSLUSZNY



LINEBACKER

6-2 232 LBS.


PENN STATE

BORN OCTOBER 10, 1984

ALTIQUIPPA, PENNSYLVANIA

ACQ: UFA (BUFFALO) 2011

EXP: 11TH YEAR



TRANSACTIONS

Originally drafted by Buffalo in the second round (34th overall) of the 2007 draft ... Signed by Jacksonville as an unrestricted free agent on 7/29/11

PRO (Games played/started - 134/134)

- 11th-year LB is in his sixth season with the Jaguars
- Has registered 931 tackles as a Jaguar, the second-most in franchise history
- Voted to Pro Bowl in 2013
- Owns two of the four highest tackle totals in Jaguars history as he compiled 192 tackles in 2011, the fourth-most for a season
- Selected as a defensive captain by his teammates for the 2017 season

2017 (w/ JAX - 5/5)

- **9/10 at HOU:** Started at MLB and recorded two tackles (one solo)
- **9/17 vs. TEN:** Recorded five tackles (four solo) and one tackle for a loss
- **9/24 vs. BAL:** Started at MLB and recorded three solo tackles, a tackle for a loss and a pass defended
- **10/1 at NYJ:** Started at MLB and recorded two tackles (one solo)
- **10/8 at PIT:** Started at MLB and recorded one solo tackle

2016 (w/ JAX - 16/16)

Started and played all 16 games at MLB ... Led the team with 133 tackles (97 solo), the eighth time in the last nine seasons that he's tallied 100-plus tackles

- **9/11 vs. G.B.:** Made five tackles (four solo) at MLB in the team's season opener
- **9/18 at S.D.:** Started at MLB and tallied a team-high 11 tackles (six solo)
- **9/25 vs. BAL:** Posted a team-high 12 tackles (10 solo) and his 15th career INT
- **10/2 vs. IND:** Started at MLB and recorded seven tackles (five solo) and a tackle for a loss ... Posted his second career multi-sack game (1.5 sacks)
- **10/16 at CHI:** Led the team with 11 tackles (10 solo), including one tackle for loss
- **10/23 vs. OAK:** Finished second on the team with eight tackles (seven solo), including one tackle for loss
- **10/27 at TEN:** Finished third on the team with 10 tackles (six solo)
- **11/6 at K.C.:** Led the team with 10 tackles (six solo) and registered one QB hit
- **11/13 vs. HOU:** Started at MLB and tallied five tackles (four solo)
- **11/20 at DET:** Started at MLB and made six tackles (five solo), including one tackle for loss
- **11/27 at BUF:** Started at MLB and tallied six tackles (five solo), including two tackles for loss
- **12/4 vs. DEN:** Started at MLB and made six solo tackles
- **12/11 vs. MIN:** Started at MLB and made 10 tackles (eight solo), including one tackle for loss
- **12/18 at HOU:** Started at MLB and recorded 11 tackles (five solo) ... With his seventh tackle of the game, Posluszny became the second Jaguar in team history to record 900 tackles, joining Daryl Smith (1,089) as the only two players to record at least 900 tackles in a Jaguars uniform
- **12/24 vs. TEN:** Started at MLB and recorded a team-high nine tackles (seven solo) and one pass defended
- **1/1 at IND:** Started at MLB and recorded five tackles (two solo), a tackle for a loss and one pass defended

2015 (w/ JAX - 14/14)

Started and played in 14 games, missing two games because of ankle and hand injuries ... Led the team with 133 tackles (103 solo), the seventh time in the last eight seasons that he's tallied 100+ tackles ... Tied for the team lead (LB **Telvin Smith**) with 13 tackles for loss, the most by a Jaguars LB since LB **Kevin Hardy's** 13 tackles for loss in 1999 ... Tied a career-high with three INTs

- **9/13 vs. CAR:** In his 100th game and start, made nine tackles (eight solo) and recorded a 19-yard interception return in the second quarter
- **9/20 vs. MIA:** Made seven solo tackles and registered one QB hurry
- **9/27 at N.E.:** Made a game-high 18 tackles (14 solo)
- **10/18 vs. HOU:** Made 10 tackles (nine solo), including two tackles for loss
- **10/25 vs. BUF:** Made seven tackles (six solo), including one tackle for loss ... Added his 13th career interception
- **11/8 at NYJ:** Made seven tackles (three solo), including one tackle for loss
- **11/15 at BAL:** Was second on the team with 10 tackles (six solo) and recorded one pass defended
- **11/29 vs. S.D.:** Led the team with 11 tackles (11 solo), including a season-high three tackles for loss
- **12/6 at TEN:** Led the team with 13 tackles (10 solo), including two tackles for loss

... Exited the game in the fourth quarter with a hand injury

- **12/20 vs. ATL:** Tallied a team-high 10 tackles (nine solo), including two tackles for loss, one interception and one pass defended
- **12/27 at N.O.:** Posted nine tackles (seven solo), and 1.0 sack and one pass defended
- **1/3 at HOU:** Started at MLB and made 10 tackles (four solo)

2014 (w/ JAX - 7/7)

Started the first seven games at MLB before suffering a season-ending torn pectoral muscle on Oct. 19 vs. Cleveland ... Ranked fifth on the club with 69 tackles (47 solo), two sacks, one pass defended, two tackles for loss, three QB hits and one fumble recovery

- **9/7 at PHI:** Started at MLB in season-opener and paced team with 12 tackles (11 solo) ... Left the game in the third quarter with a knee injury but returned to the game
- **9/14 at WAS:** Ranked second on the team with seven tackles (four solo)
- **9/21 at IND:** Led team with 11 tackles (seven solo)
- **9/28 at S.D.:** Registered a game-high 11 tackles (9 solo)
- **10/5 vs. PIT:** Totaled a team-high 12 tackles (nine solo) along with one sack, one tackle for loss, one QB hit and a pass defended
- **10/19 vs. CLE:** Registered a game-high 12 tackles (five solo) along with one sack, one tackle for loss, one QB hit and one fumble recovery ... Suffered a torn pectoral muscle in the second half
- **10/21:** Placed on injured reserve

2013 (w/ JAX - 15/15)

Replaced injured LB **NaVarro Bowman** on the Pro Bowl roster ... Started 15 games at LB and led the Jaguars for the third consecutive season with 161 tackles (121 solo) and tied for team lead with two INTs ... The 161 tackles ranked second in the NFL ... Added a career-high 3.0 sacks and 10 passes defended along with six tackles for loss, two forced fumbles, one fumble recovery and seven QB pressures ... Played 1,038 snaps, the second-most on the team

- **9/15 at OAK:** Posted nine tackles, one sack, one QB hit and one pass defended ... Sacked QB **Terrelle Pryor** in the fourth quarter
- **9/22 at SEA:** Registered a game-high 12 tackles (five solo) along with an INT, one tackle for loss and one pass defended ... Intercepted QB **Russell Wilson** in the third quarter to set up a Jaguars TD
- **10/13 at DEN:** Intercepted QB **Peyton Manning** with 36 seconds remaining in the first half and returned it 59 yards for his first career TD ... Marked the fourth-longest return in team history and longest by a LB
- **10/20 vs. S.D.:** Totaled a season-high 14 tackles (13 solo)
- **10/27 vs. S.F.:** Made a team-high 12 tackles (10 solo)
- **11/10 at TEN:** Forced a fumble of RB **Chris Johnson** on the first play from scrimmage and recovered it to set up a Jaguars TD
- **11/17 vs. ARI:** Inactive (concussion), marking first missed game as a Jaguar
- **11/24 at HOU:** Returned to the lineup and posted a game-high 14 tackles (11 solo) along with two tackles for loss, one QB hit and one pass defended
- **12/1 at CLE:** Paced team with 11 tackles (seven solo), two tackles for loss, a half sack, one QB hit and one pass defended. Split a sack with DE **Jason Babin** in the third quarter
- **12/5 vs. HOU:** Posted double-digit tackles for the third straight game, finishing with a team-high 13 stops (10 solo) along with one tackle for loss and one QB hit
- **12/15 vs. BUF:** Led team with 13 tackles (nine solo) including a sack of QB **E.J. Manuel** in the first quarter ... Set single-season career-high for sacks (2.5)
- **12/22 vs. TEN:** Tallied a game-high 13 tackles (10 solo), his fifth straight game with double-digit tackles ... Split a sack of QB **Ryan Fitzpatrick** with DT **Abry Jones** in the first quarter

2012 (w/ JAX - 16/16)

Started all 16 games for the second consecutive season and third time overall ... Led team with a single-season franchise record 231 tackles, surpassing the previous mark of 230 set by LB **Hardy Nickerson** in 2001 ... Matched his career-high two sacks and three INTs ... Added two forced fumbles and four passes defended ... Had double-digit tackles in 15 of 16 games

- **9/9 at MIN:** Registered 16 tackles (10 solo) with one tackle for loss
- **9/16 vs. HOU:** Logged 17 tackles (10 solo) with one tackle for loss
- **9/23 at IND:** Intercepted a QB **Andrew Luck** pass in the third quarter and re turned it 13 yards before a lateral to S **Dawan Landry** added nine yards
- **11/4 vs. DET:** Led team with 17 tackles (12 solo)
- **11/18 at HOU:** Forced an RB **Arian Foster** fumble in the third quarter, intercepted QB **Matt Schaub** in the fourth quarter and finished with a team-high 18 tackles
- **11/25 vs. TEN:** Caused a RB **Chris Johnson** fumble in the fourth quarter
- **12/2 at BUF:** Intercepted QB **Ryan Fitzpatrick** in the second quarter and made a team-high 13 tackles (five solo) with two QB pressures
- **12/9 vs. NYJ:** Totaled a team-high 17 tackles (10 solo)
- **12/16 at MIA:** Registered a career-high 21 tackles (15 solo), tied for the fifth-most in franchise history
- **12/23 vs. N.E.:** Had 11 tackles (eight solo) with two QB pressures
- **12/30 at TEN:** Totaled 13 tackles (nine solo) with a career-high two sacks, two tackles for loss and one pass defended

PAUL POSLUSZNY

2011 (w/ JAX - 16/16)

Started all 16 games at MLB in his first season with the Jaguars ... Led club with 192 tackles (132 solo) and ranked second with nine tackles for loss ... The 192 tackles ranked as second-most in franchise history and marked his fourth straight season with 100-plus tackles ... Tied for the team-lead with two INTs ... Added seven QB pressures, one forced fumble, two passes defended and two sacks ... Played major role on defense that ranked sixth in the NFL (313.0-yard average), the highest ranking for the club since 2006 (2nd) ... Recorded double-digit tackles in 11 of 16 games

- **9/11 vs. TEN:** Did not miss a snap and had four tackles and one pass defended in his Jaguars debut
- **9/18 at NYJ:** Led team with 14 tackles
- **10/2 vs. N.O.:** Posted a team-high 16 tackles (13 solo) along with one sack, one tackle for loss and one pass defended
- **10/9 vs. CIN:** Tallied a team-high 15 tackles while not missing a snap
- **10/16 at PIT:** Returned to home state and registered a career-high 19 tackles and one tackle for loss
- **10/30 at HOU:** Paced team with 15 tackles (eight solo), one tackle for loss and one QB pressure
- **11/13 at IND:** Intercepted QB **Curtis Painter** in the fourth quarter and split a sack with DL **John Chick** of Painter in the second quarter ... Totaled 11 tackles (eight solo) and one tackle for loss
- **11/20 at CLE:** Split a sack with DL **Matt Roth** in the third quarter and led team with 13 tackles (six solo)
- **11/27 vs. HOU:** Forced a fumble by RB **Arian Foster** in the first quarter that was scooped up by CB **Ashton Youtboty** and returned 38 yards for a TD
- **12/11 vs. T.B.:** Intercepted QB **Josh Freeman** in the third quarter and paced team with 12 tackles
- **1/1 vs. IND:** Compiled six tackles before leaving game with a shoulder injury

2010 (w/ BUF - 14/14)

Started 13 games at MLB ... Led team with career-high 140 tackles (95 solo) along with a career-high two sacks, five QB pressures and three passes defended ... Had eight double-digit tackle games

- **9/12 vs. MIA:** Opened season with eight tackles, one tackle for loss and second career sack
- **10/10 vs. JAX:** Led team with 13 tackles
- **10/31 at K.C.:** Registered a career-high 18 tackles along with one QB hit and one pass defended
- **12/5 at MIN:** Paced team with 15 tackles including two tackles for loss and a sack

2009 (w/ BUF - 12/12)

Started 12 games at MLB ... Voted team captain ... Totaled 115 tackles (92 solo), one sack, three INTs, four passes defended and three forced fumbles ... Tied for second among NFL LBs with three INTs and was first Bills LB with three INTs in a season since 2006

- **10/18 at NYJ:** Returned from injury and recorded nine tackles, one tackle for loss, one QB hit and an INT ... Intercepted QB **Mark Sanchez** in overtime which led to the game-winning FG
- **11/1 vs. HOU:** Forced a fumble and accumulated nine tackles
- **12/3 vs. NYJ:** Recorded first career sack which included a forced fumble
- **12/20 vs. N.E.:** Tied for a team-high with nine tackles on and had an INT in the first quarter ... Became first Bills LB to post INTs in consecutive games since LB **Bryce Paup** in 1995

2008 (w/ BUF - 16/16)

Started all 16 games ... Led team with 129 tackles (90 solo) ... Added four QB pressures, one INT, seven passes defended, one forced fumble and one fumble recovery

- **9/7 vs. SEA:** Opened season with seven tackles
- **9/14 vs. OAK:** Recovered first career fumble
- **9/28 at STL:** Led the team in tackles with 12
- **10/26 at MIA:** Recorded first career forced fumble
- **12/14 at NYJ:** Registered first career INT

2007 (w/ BUF - 3/3)

Started three games as a rookie before suffering a season-ending forearm injury in week three ... Became first Bills rookie MLB to start the season-opener since Shane Conlan in 1987

- **9/9 vs. DEN:** Started first career game and tied for team lead with 11 tackles
- **9/16 at PIT:** Led team in tackles with 12
- **9/23 at N.E.:** Totaled three tackles before leaving game with an arm injury

COLLEGE (at Penn State, 2003-06)

- Finished career with a school-record 372 tackles
- Started 37 of 44 games
- First player ever to record 100-plus tackles three times in a college career
- Two-time winner of the Bednarik Award for best defensive player in the nation, joining Pat Fitzgerald of Northwestern as the only players to win the award twice
- Won Dick Butkus Award for nation's top LB as a junior
- Selected as first-team All-America by the Associated Press, Walter Camp, and the NFL Draft Report
- Graduated in three and a half years with a degree in finance

PERSONAL

- Married (Elizabeth Johnson) with two daughters, London Noelle and Scarlett Rue
- Attended Hopewell High (Pa.) where he lettered in football, basketball and baseball
- Led team to WPIAL and Pennsylvania Class AAA championships as a senior
- Served as team captain
- Totaled 88 tackles and six sacks at LB and set school records with 1,575 rushing yards and 15 TDs as RB
- Named Pittsburgh Post-Gazette, Pittsburgh Tribune-Review and Pittsburgh Athletic Association Player of the Year as senior
- Graduated 17th in his class of 220 with a 3.8 GPA
- Went on a 10-day trip to Iraq to visit military troops in January 2008
- Brother, Stan, played baseball at West Virginia
- Younger brother, David, played football at Notre Dame
- Interned at UBS Financial Services in Pittsburgh during 2010 offseason
- Full name: Paul Michael Posluszny, pronounced puz-LUZ-nee.

REGULAR SEASON CAREER STATISTICS

YEAR	TEAM	GP/GS	TKL	SOLO	ASST	ST	SACKS	FF	FR	PD
2007	BUF	3/3	26	20	6	1	0.0	0	0	0
2008	BUF	16/16	129	90	39	0	0.0	1	1	7
2009	BUF	12/12	110	87	23	0	1.0	3	0	4
2010	BUF	14/14	151	103	48	0	2.0	0	0	3
2011	JAX	16/16	192*	132*	*68	0	2.0	1	0	2
2012	JAX	16/16	231*	152*	79	0	2.0	2	0	4
2013	JAX	15/15	161*	121*	40	0	3.0	1	1	9
2014	JAX	7/7	69	47	22	0	2.0	0	1	1
2015	JAX	14/14	133*	103*	30	0	1.0	0	0	6
2016	JAX	16/16	133*	97	36	0	1.5	0	0	3
2017	JAX	5/5	13	10	3	0	0.0	0	0	1
NFL totals:	11 yrs.	134/134	1,348	962	386	1	14.5	8	3	40

* team leader

INTERCEPTIONS

YEAR	TEAM	NO	YDS	AVG	LG	TD
2007	BUF	0	0	0.0	0	0
2008	BUF	1	9	9.0	9	0
2009	BUF	3	20	6.7	17	0
2010	BUF	0	0	0.0	0	0
2011	JAX	2	2	1.0	2	0
2012	JAX	3	20	6.7	13	0
2013	JAX	2	69	34.5	59t	1
2014	JAX	0	0	0.0	0	0
2015	JAX	3	25	8.3	19	0
2016	JAX	1	0	0.0	0	0
2017	JAX	0	0	0.0	0	0
NFL totals:	11 yrs	15	145	11.6	59t	1

CAREER HIGHS

	GAME	SEASON
Tackles:	21 (12/16/12 vs. MIA)	231 (2012)
Sacks:	2.0 (12/30/12 at TEN)	3.0 (2013)
Forced fumbles:	1 (eight times, last: 11/10/13 at TEN)	3 (2009)
Fumble recoveries:	1 (three times, last: 10/19/14 vs. CLE)	1 (2008, 2013-14)
Passes defended:	3 (10/6/13 at STL)	9 (2013)
Interceptions:	1 (15 times, last: 9/25/16 vs. BAL)	3 (2009, 12, 15)

2017 GAME-BY-GAME STATISTICS

DATE	OPP	TKL	SOLO	ASST	TFL	SACKS	ST	FF	FR	INT	PD
09/10	at Houston	2	1	1	0	0.0	0	0	0	0	0
09/17	vs. Tennessee	5	4	1	1	0.0	0	0	0	0	0
09/24	vs. Baltimore	3	3	0	1	0.0	0	0	0	0	1
10/01	at New York Jets	2	1	1	0	0.0	0	0	0	0	0
10/08	at Pittsburgh	1	1	0	0	0.0	0	0	0	0	0
10/15	vs. LA Rams										
10/22	at Indianapolis										
	BYE WEEK										
11/05	vs. Cincinnati										
11/12	vs. LA Chargers										
11/19	at Cleveland										
11/26	at Arizona										
12/03	vs. Indianapolis										
12/10	vs. Seattle										
12/17	vs. Houston										
12/24	at San Francisco										
12/31	at Tennessee										
2017 totals:		13	10	3	2	0.0	0	0	0	0	1

PAUL POSLUSZNY



2016 GAME-BY-GAME STATISTICS

DATE	OPP	TKL	SOLO	ASST	TFL	SACKS	ST	FF	FR	INT	PD
09/11	vs. Green Bay	5	4	1	0	0.0	0	0	0	0	0
09/18	at San Diego	11	6	5	0	0.0	0	0	0	0	0
09/25	vs. Baltimore	12	10	2	0	0.0	0	0	0	1	1
10/02	vs. Indianapolis	7	5	2	1	1.5	0	0	0	0	0
BYE WEEK											
10/16	at Chicago	11	10	1	1	0.0	0	0	0	0	0
10/23	vs. Oakland	8	7	1	1	0.0	0	0	0	0	0
10/27	at Tennessee	10	6	4	0	0.0	0	0	0	0	0
11/06	at Kansas City	10	6	4	0	0.0	0	0	0	0	0
11/13	vs. Houston	5	4	1	0	0.0	0	0	0	0	0
11/20	at Detroit	6	5	1	1	0.0	0	0	0	0	0
11/27	at Buffalo	6	5	1	2	0.0	0	0	0	0	0
12/04	vs. Denver	6	6	0	0	0.0	0	0	0	0	0
12/11	vs. Minnesota	10	8	2	1	0.0	0	0	0	0	0
12/18	at Houston	11	5	6	0	0.0	0	0	0	0	0
12/24	vs. Tennessee	9	7	2	0	0.0	0	0	0	0	1
01/01	at Indianapolis	6	3	3	1	0.0	0	0	0	0	1
2016 totals:		133	97	36	8	1.5	0	0	0	1	3



2015 GAME-BY-GAME STATISTICS

DATE	OPP	TKL	SOLO	ASST	TFL	SACKS	ST	FF	FR	INT	PD
09/13	vs. Carolina	9	8	1	0	0.0	0	0	0	1	2
09/20	vs. Miami	7	7	0	0	0.0	0	0	0	0	0
09/27	at New England	18	14	4	0	0.0	0	0	0	0	0
10/04	at Indianapolis	5	4	1	1	0.0	0	0	0	0	0
10/11	at Tampa Bay					ina					
10/18	vs. Houston	10	9	1	2	0.0	0	0	0	0	0
10/25	vs. Buffalo	7	6	1	1	0.0	0	0	0	1	1
BYE WEEK											
11/08	at N.Y. Jets	7	3	4	1	0.0	0	0	0	0	0
11/15	at Baltimore	10	6	4	0	0.0	0	0	0	0	1
11/19	vs. Tennessee	7	7	0	0	0.0	0	0	0	0	0
11/29	vs. San Diego	11	11	0	3	0.0	0	0	0	0	0
12/06	at Tennessee	13	10	3	2	0.0	0	0	0	0	0
12/13	vs. Indianapolis					ina					
12/20	vs. Atlanta	10	9	1	2	0.0	0	0	0	1	1
12/27	at New Orleans	9	5	4	1	1.0	0	0	0	0	1
01/03	at Houston	10	4	6	0	0.0	0	0	0	0	0
2015 totals:		133	103	30	13	1.0	0	0	0	3	6



2014 GAME-BY-GAME STATISTICS

DATE	OPP	TKL	SOLO	ASST	TFL	SACKS	ST	FF	FR	INT	PD
09/07	at Philadelphia	12	11	1	0	0.0	0	0	0	0	0
09/14	at Washington	7	4	3	0	0.0	0	0	0	0	0
09/21	vs. Indianapolis	11	7	4	0	0.0	0	0	0	0	0
09/28	at San Diego	11	9	2	0	0.0	0	0	0	0	0
10/05	vs. Pittsburgh	12	9	3	1	1.0	0	0	0	0	1
10/12	at Tennessee	4	2	2	0	0.0	0	0	0	0	0
10/19	vs. Cleveland	12	5	7	1	1.0	0	0	1	0	0
10/26	vs. Miami					IR					
11/02	at Cincinnati					IR					
11/09	vs. Dallas					IR					
BYE WEEK											
11/23	at Indianapolis					IR					
11/30	vs. N.Y. Giants					IR					
12/07	vs. Houston					IR					
12/14	at Baltimore					IR					
12/18	vs. Tennessee					IR					
12/28	at Houston					IR					
2014 totals:		69	47	22	2	2.0	0	0	1	0	1



2013 GAME-BY-GAME STATISTICS

DATE	OPP	TKL	SOLO	ASST	TFL	SACKS	ST	FF	FR	INT	PD
09/08	vs. Kansas City	10	10	0	0	0.0	0	0	0	0	0
09/15	at Oakland	9	4	5	0	1.0	0	0	0	0	1
09/22	at Seattle	12	5	7	1	0.0	0	0	0	1	1
09/29	vs. Indianapolis	9	8	1	0	0.0	0	0	0	0	1
10/06	at St. Louis	7	6	1	0	0.0	0	0	0	0	3
10/13	at Denver	7	7	0	0	0.0	0	0	0	1	1
10/20	vs. San Diego	14	13	1	0	0.0	0	0	0	0	0
10/27	vs. San Francisco	12	10	2	0	0.0	0	0	0	0	0
BYE WEEK											
11/10	at Tennessee	8	5	3	0	0.0	0	1	1	0	0
11/17	vs. Arizona					ina					
11/24	at Houston	14	11	3	2	0.0	0	0	0	0	1
12/01	at Cleveland	11	7	4	2	0.5	0	0	0	0	1
12/05	vs. Houston	13	10	3	1	0.0	0	0	0	0	0
12/15	vs. Buffalo	13	9	4	0	1.0	0	0	0	0	0
12/22	vs. Tennessee	13	10	3	0	0.5	0	0	0	0	0
12/29	at Indianapolis	9	6	3	0	0.0	0	0	0	0	0
2013 totals:		161	121	40	6	3.0	0	1	1	2	9



2012 GAME-BY-GAME STATISTICS

DATE	OPP	TKL	SOLO	ASST	TFL	SACKS	ST	FF	FR	INT	PD
09/09	at Minnesota	16	10	5	1	0.0	0	0	0	0	1
09/16	vs. Houston	17	10	7	1	0.0	0	0	0	0	0
09/23	at Indianapolis	11	10	1	0	0.0	0	0	0	1	1
09/30	vs. Cincinnati	15	13	2	0	0.0	0	0	0	0	0
10/07	vs. Chicago	14	8	6	0	0.0	0	0	0	0	0
BYE WEEK											
10/21	at Oakland	12	8	4	1	0.0	0	0	0	0	1
10/28	at Green Bay	8	2	6	0	0.0	0	0	0	0	0
11/04	vs. Detroit	17	12	5	0	0.0	0	0	0	0	0
11/08	vs. Indianapolis	15	8	7	0	0.0	0	0	0	0	0
11/18	at Houston	18	15	3	0	0.0	0	1	0	1	0
11/25	vs. Tennessee	13	9	4	1	0.0	0	1	0	0	0
12/02	at Buffalo	13	5	8	2	0.0	0	0	0	1	0
12/09	vs. N.Y. Jets	17	10	7	0	0.0	0	0	0	0	0
12/16	at Miami	21	15	6	0	0.0	0	0	0	0	0
12/23	vs. New England	11	8	3	0	0.0	0	0	0	0	0
12/30	at Tennessee	13	9	4	2	2.0	0	0	0	0	1
2012 totals:		231	152	79	8	2.0	0	2	0	3	4



2011 GAME-BY-GAME STATISTICS

DATE	OPP	TKL	SOLO	ASST	TFL	SACKS	ST	FF	FR	INT	PD
09/11	vs. Tennessee	4	3	1	0	0.0	0	0	0	0	1
09/18	at N.Y. Jets	14	11	3	0	0.0	0	0	0	0	0
09/25	at Carolina	12	8	4	1	0.0	0	0	0	0	0
10/02	vs. New Orleans	16	13	3	1	1.0	0	0	0	0	1
10/09	vs. Cincinnati	15	10	5	0	0.0	0	0	0	0	0
10/16	at Pittsburgh	19	16	3	1	0.0	0	0	0	0	0
10/24	vs. Baltimore	5	5	0	1	0.0	0	0	0	0	0
10/30	at Houston	15	8	7	1	0.0	0	0	0	0	0
BYE WEEK											
11/13	at Indianapolis	11	8	3	1	0.5	0	0	0	1	0
11/20	at Cleveland	13	6	7	1	0.5	0	0	0	0	0
11/27	vs. Houston	14	8	6	2	0.0	0	1	0	0	0
12/05	vs. San Diego	14	11	3	0	0.0	0	0	0	0	0
12/11	vs. Tampa Bay	12	9	3	0	0.0	0	0	0	1	0
12/15	at Atlanta	15	8	7	0	0.0	0	0	0	0	0
12/24	at Tennessee	7	5	2	0	0.0	0	0	0	0	0
01/01	vs. Indianapolis	6	3	3	0	0.0	0	0	0	0	0
2011 totals:		192	132	60	9	2.0	0	1	0	2	2

PAUL POSLUSZNY



2010 GAME-BY-GAME STATISTICS

DATE	OPP	TKL	SOLO	ASST	TFL	SACKS	ST	FF	FR	INT	PD
09/12	vs. Miami	8	6	2	1	1.0	0	0	0	0	0
09/19	at Green Bay					ina					
09/26	at New England					ina					
10/03	vs. N.Y. Jets	12	8	4	0	0.0	0	0	0	0	0
10/10	vs. Jacksonville	13	8	5	0	0.0	0	0	0	0	0
	BYE WEEK										
10/24	at Baltimore	5	4	1	0	0.0	0	0	0	0	1
10/31	at Kansas City	17	11	6	0	0.0	0	0	0	0	1
11/07	vs. Chicago	10	6	4	0	0.0	0	0	0	0	0
11/14	vs. Detroit	13	11	2	1	0.0	0	0	0	0	0
11/21	at Cincinnati	10	6	4	1	0.0	0	0	0	0	1
11/28	vs. Pittsburgh	8	6	2	0	0.0	0	0	0	0	0
12/05	at Minnesota	15	11	4	2	1.0	0	0	0	0	0
12/12	vs. Cleveland	9	6	3	0	0.0	0	0	0	0	0
12/19	at Miami	6	5	1	0	0.0	0	0	0	0	0
12/26	vs. New England	13	7	6	0	0.0	0	0	0	0	0
01/02	at N.Y. Jets	12	8	4	1	0.0	0	0	0	0	0
2010 totals:		151	103	48	6	2.0	0	0	0	0	3



2009 GAME-BY-GAME STATISTICS

DATE	OPP	TKL	SOLO	ASST	TFL	SACKS	ST	FF	FR	INT	PD
09/14	at New England	6	6	0	0	0.0	0	0	0	0	0
09/20	vs. Tampa Bay					ina					
09/27	vs. New Orleans					ina					
10/04	at Miami					ina					
10/11	vs. Cleveland					ina					
10/18	at N.Y. Jets	9	6	3	1	0.0	0	0	0	1	1
10/25	at Carolina	11	9	2	0	0.0	0	0	0	0	0
11/01	vs. Houston	9	5	4	0	0.0	0	1	0	0	0
	BYE WEEK										
11/15	at Tennessee	12	10	2	1	0.0	0	0	0	0	0
11/22	at Jacksonville	12	11	1	0	0.0	0	1	0	0	0
11/29	vs. Miami	10	6	4	0	0.0	0	0	0	0	1
12/03	vs. N.Y. Jets	5	5	0	0	1.0	0	1	0	0	0
12/13	at Kansas City	9	8	1	1	0.0	0	0	0	1	1
12/20	vs. New England	9	7	2	1	0.0	0	0	0	1	1
12/27	at Atlanta	7	6	1	0	0.0	0	0	0	0	0
01/03	vs. Indianapolis	11	8	3	0	0.0	0	0	0	0	0
2009 totals:		129	90	39	4	1.0	0	3	0	3	4



2008 GAME-BY-GAME STATISTICS

DATE	OPP	TKL	SOLO	ASST	TFL	SACKS	ST	FF	FR	INT	PD
09/07	vs. Seattle	7	5	2	0	0.0	0	0	0	0	2
09/14	at Jacksonville	9	6	3	0	0.0	0	0	0	0	0
09/21	vs. Oakland	7	7	0	0	0.0	0	0	1	0	1
09/28	at St. Louis	12	9	3	1	0.0	0	0	0	0	1
10/05	at Arizona	11	7	4	0	0.0	0	0	0	0	0
	BYE WEEK										
10/19	vs. San Diego	7	7	0	0	0.0	0	0	0	0	0
10/26	at Miami	8	7	1	1	0.0	0	1	0	0	0
11/02	vs. N.Y. Jets	13	9	4	1	0.0	0	0	0	0	0
11/09	at New England	10	5	5	0	0.0	0	0	0	0	0
11/17	vs. Cleveland	2	1	1	0	0.0	0	0	0	0	0
11/23	at Kansas City	8	5	3	0	0.0	0	0	0	0	0
11/30	vs. San Francisco	4	3	1	0	0.0	0	0	0	0	0
12/07	vs. Miami	8	5	3	0	0.0	0	0	0	0	0
12/14	at N.Y. Jets	7	4	3	0	0.0	0	0	0	1	2
12/21	at Denver	8	4	4	0	0.0	0	0	0	0	1
12/28	vs. New England	8	6	3	0	0.0	0	0	0	0	0
2008 totals:		129	90	39	3	0.0	0	1	1	1	7



2007 GAME-BY-GAME STATISTICS

DATE	OPP	TKL	SOLO	ASST	TFL	SACKS	ST	FF	FR	INT	PD
09/09	vs. Denver	11	9	2	0	0.0	0	0	0	0	0
09/16	at Pittsburgh	12	8	4	0	0.0	0	0	0	0	0
09/23	at New England	3	3	0	0	0.0	0	0	0	0	0
09/30	vs. N.Y. Jets					IR					
10/08	vs. Dallas					IR					
	BYE WEEK										
10/21	vs. Baltimore					IR					
10/28	at N.Y. Jets					IR					
11/04	vs. Cincinnati					IR					
11/11	at Miami					IR					
11/18	vs. New England					IR					
11/25	at Jacksonville					IR					
12/02	at Washington					IR					
12/09	vs. Miami					IR					
12/16	at Cleveland					IR					
12/23	vs. N.Y. Giants					IR					
12/30	at Philadelphia					IR					
2007 totals:		26	20	6	0	0.0	0	0	0	0	0

JALEN RAMSEY

20

JALEN RAMSEY



CORNERBACK

6-1 208 LBS

FLORIDA STATE

BORN OCTOBER 24, 1994

SMYRNA, TENNESSEE

ACQ: 1ST ROUND OF 2016 DRAFT (5TH)

EXP: 2ND YEAR

TRANSACTIONS

- Originally drafted by Jacksonville in the first round (fifth overall) of the 2016 draft

PRO (Games played/started - 21/21)

- Made NFL and Jaguars debut in Week 1 of the 2016 season

2017 (w/ JAX - 5/5)

- 9/10 at HOU:** Started at LCB and recorded three tackles (two solo) and a team-high three passes defended
- 9/17 vs. TEN:** Started at LCB and recorded two solo tackles
- 9/24 vs. BAL:** Started at LCB and recorded two solo tackles and registered one INT and one pass defended
- 10/1 at NYJ:** Started at LCB and recorded four solo tackles and one pass defended
- 10/8 at PIT:** Started at LCB and recorded seven solo tackles, one INT and four passes defended

2016 (w/ JAX - 16/16)

Led all NFL rookies with 14 passes defended ... One of four rookies to return an INT for a TD in the NFL this season ... Named AFC Defensive Player of the Week for Week 16 after registering four solo tackles, four passes defended and an INT-TD against Tennessee ... Joined K.C.'s **Marcus Peters** as the only rookie CBs over the last eight seasons to tally 50-plus tackles, at least one pick-six and one forced fumble during their rookie year

- 9/11 vs. G.B.:** Started at CB and made three tackles (two solo) in NFL debut
- 9/18 at S.D.:** Started at CB and made six solo tackles and one tackle for loss
- 9/25 vs. BAL:** Started at RCB and made five tackles (four solo)
- 10/2 vs. IND:** Started at RCB and registered four solo tackles
- 10/16 at CHI:** Started at RCB and posted two solo tackles and the game-clinching pass defended on fourth down with 1:03 remaining in the fourth quarter ... Limited Bears WR **Alshon Jeffrey** to one catch for three yards on six targets in the second half
- 10/23 vs. OAK:** Started at RCB and registered two solo tackles
- 10/27 at TEN:** Started at RCB and recorded eight tackles (four solo)
- 11/6 at K.C.:** Started at RCB and recorded two tackles (one solo)
- 11/13 vs. HOU:** Started at RCB and led the team with six solo tackles
- 11/20 at DET:** Started at RCB and posted six tackles (five solo)
- 11/27 at BUF:** Started at RCB and made three solo tackles, including one tackle for loss
- 12/4 vs. DEN:** Started at RCB and made four tackles (three solo) and a career-high two passes defended
- 12/11 vs. MIN:** Started at RCB and made two tackles (one solo) and one pass defended
- 12/18 at HOU:** Started at RCB and recorded four solo tackles, one interception, which he returned 35 yards, five passes defended and one forced fumble ... Ramsey's five passes defended are the second-most in the NFL in 2016 and most by a rookie since 2013 when Dee Milliner (NYJ) also registered five.
- 12/24 vs. TEN:** Started at RCB and recorded four solo tackles and four passes defended ... Also returned an interception of Titans QB **Matt Cassel** 30 yards for a TD as he became the first rookie in franchise history to record a pick-six ... Also became the first rookie in Jaguars history to record INTs in back-to-back games
- 1/1 at IND:** Started at RCB and recorded four solo tackles and one pass defended

COLLEGE (at Florida State, 2013-15)

- Started all 41 games in three years at Florida State
- Finished career with 180 tackles (119 solo), 15.5 tackles for loss, 5.0 sacks, three forced fumbles, two fumble recoveries, 23 passes defended and three INTs
- Decided to forgo his final year of eligibility in 2016 and declare for the NFL Draft
- Became Florida State's 36th consensus All-American
- All-ACC First Team, AFCA First Team All-America, Walter Camp First Team All-America, ESPN.com First Team All-America as a senior
- Started all 14 games for the Seminoles' third-ranked defense (281.4) and the nation's top pass defense (156.6) as a CB and FS in 2013

PERSONAL

- Attended Brentwood Academy (Tenn.), where he was rated a five-star prospect by both Rivals.com and Scout.com and a four-star according to ESPN and 247Sports
- U.S. Army All-America selection
- Twitter handle is @jalenramsey

REGULAR SEASON CAREER STATISTICS

YEAR	TEAM	GP/PS	TKL	SOLO	ASST	TFL	SACKS	ST	FF	FR	INT	PD
2016	JAX	16/16	65	55	10	2	0.0	0	1	0	2	14
2017	JAX	5/5	18	17	1	0	0.0	0	0	0	2	9
NFL totals: 2 yrs. 21/21			83	72	11	2	0.0	0	1	0	4	23

CAREER HIGHS

	GAME	SEASON
Tackles:	8 (10/27/16 at TEN)	65 (2016)
Interceptions:	1 (four times, last: 10/8/17 at PIT)	2 (2016-17)
Forced fumbles:	1 (12/18/16 at HOU)	1 (2016)
Passes defended:	5 (12/18/16 at HOU)	14 (2016)

2017 GAME-BY-GAME STATISTICS

DATE	OPP	TKL	SOLO	ASST	TFL	SACKS	ST	FF	FR	INT	PD
09/10	at Houston	3	2	1	0	0.0	0	0	0	0	3
09/17	vs. Tennessee	2	2	0	0	0.0	0	0	0	0	0
09/24	vs. Baltimore	2	2	0	0	0.0	0	0	0	1	1
10/01	at New York Jets	4	4	0	0	0.0	0	0	0	0	1
10/08	at Pittsburgh	7	7	0	0	0.0	0	0	0	1	4
10/15	vs. LA Rams										
10/22	at Indianapolis										
	BYE WEEK										
11/05	vs. Cincinnati										
11/12	vs. LA Chargers										
11/19	at Cleveland										
11/26	at Arizona										
12/03	vs. Indianapolis										
12/10	vs. Seattle										
12/17	vs. Houston										
12/24	at San Francisco										
12/31	at Tennessee										
2017 totals:		18	17	1	0	0.0	0	0	0	2	9

2016 GAME-BY-GAME STATISTICS

DATE	OPP	TKL	SOLO	ASST	TFL	SACKS	ST	FF	FR	INT	PD
09/11	vs. Green Bay	3	2	1	0	0.0	0	0	0	0	0
09/18	at San Diego	6	6	0	1	0.0	0	0	0	0	0
09/25	vs. Baltimore	5	4	1	0	0.0	0	0	0	0	0
10/02	vs. Indianapolis	4	4	0	0	0.0	0	0	0	0	0
	BYE WEEK										
10/16	at Chicago	2	2	0	0	0.0	0	0	0	0	1
10/23	vs. Oakland	2	2	0	0	0.0	0	0	0	0	0
10/27	at Tennessee	8	4	4	0	0.0	0	0	0	0	0
11/06	at Kansas City	2	1	1	0	0.0	0	0	0	0	0
11/13	vs. Houston	6	6	0	0	0.0	0	0	0	0	0
11/20	at Detroit	6	5	1	0	0.0	0	0	0	0	0
11/27	at Buffalo	3	3	0	1	0.0	0	0	0	0	0
12/04	vs. Denver	4	3	1	0	0.0	0	0	0	0	2
12/11	vs. Minnesota	2	1	1	0	0.0	0	0	0	0	1
12/18	at Houston	4	4	0	0	0.0	0	1	0	1	5
12/24	vs. Tennessee	4	4	0	0	0.0	0	0	0	1	4
01/01	at Indianapolis	4	4	0	0	0.0	0	0	0	0	1
2016 totals:		65	55	10	2	0.0	0	1	0	2	14

CHRIS REED

64

CHRIS REED

OFFENSIVE LINEMAN
6-5 310 LBS
MINNESOTA STATE-MANKATO
BORN JULY 22, 1992
OMAHA, NEBRASKA
ACQ: FREE AGENT 2015
EXP: 2ND YEAR



TRANSACTIONS

Originally signed by Jacksonville as an undrafted rookie on 5/8/15 ... Signed to practice squad on 9/6/15 ... Placed on injured reserve on 12/23/16 ... Waived by Jacksonville on 9/2/17 ... Signed to the practice squad by Jacksonville on 9/3/17 ... Promoted to the active roster on 10/7/17

PRO (Games played/started - 11/4)

Spent his rookie season on the practice squad, before appearing in 10 games and starting four at LG in 2016

2017 (w/ JAX - 1/0)

Signed off the team's practice squad prior to Week 5

- 10/8 at PIT: Saw action at LG

2016 (w/ JAX - 10/4)

Made four starts at LG while playing in 10 games

- 9/11 vs. G.B.: Inactive for the team's season opener
- 9/18 at S.D.: Inactive
- 9/25 vs. BAL: Earned his first career start at LG
- 10/2 vs. IND: Inactive
- 10/16 at CHI: Played two snaps at G and saw action on special teams
- 10/23 vs. OAK: Made his second consecutive appearance
- 10/27 at TEN: Saw action on special teams
- 11/6 at K.C.: Saw action on special teams
- 11/13 vs. HOU: Saw action on special teams
- 11/20 at DET: Played 47 snaps at LG after starting LG Patrick Omameh suffered a left foot injury
- 11/27 at BUF: Started at LG, helping the team rush for 183 yards
- 12/4 vs. DEN: Started at LG and helped the team rush for 154 yards
- 12/11 vs. MIN: Started at LG
- 12/18 at HOU: Inactive (toe)

2015 (w/ JAX - ps)

Spent season on the team's practice squad

COLLEGE (at Minnesota State, 2010-14)

- Four-year letterman appeared in 48 games in his career
- Started in all 15 games as a senior in 2014
- Helped school rush for 3,625 yards and pass for 3,079 yards, compiling 82 total TDs
- Selected as D2Football.com first-team All-America, first-team NSIC South Division All-Conference and second-team Don Hansen All-Super Region Three
- Also participated on the school's indoor and outdoor track teams and qualified for the 2011 NCAA Division II National Championships in shot put
- Eleven-time NCAA Division II Track & Field All-American
- Two-time NCAA Division II champion in outdoor shot put (2013 and 2014)
- Holds Minnesota State record in indoor shot put (65'010.5") & outdoor shot put (65'-7")
- Holds Minnesota State record in indoor weight throw (67'-7.5") and outdoor hammer throw (215'-11")

PERSONAL

- Three-year starter at Omaha Central (Neb.) High School
- Also attended Spirit Lake (Iowa) High School for one year
- Honorable mention All-State selection
- Stand-out athlete in track and field and won the State Title twice for Nebraska
- Named the state's Field Athlete of the Year in 2009
- Son of Chuck Reed and Anne McCormick
- Majored in psychology with a minor in coaching

CAM ROBINSON

75

CAM ROBINSON

OFFENSIVE LINEMAN

6-6 320 LBS

ALABAMA

BORN OCTOBER 9, 1995

MONROE, LOUISIANA

ACQ: SECOND ROUND OF 2017 DRAFT (34TH)

EXP: ROOKIE



TRANSACTIONS

Drafted by Jacksonville in the second round (34th overall) of the 2017 draft on choice obtained from Seattle for Jaguars' second-round (35th) and sixth-round (187th overall) picks

PRO (Games played/started - 5/5)

2017 (w/ JAX - 5/5)

- **9/10 at HOU:** Made his NFL debut and started at LT and helped pave the way for the team to rush for 155 yards ... Did not allow a sack
- **9/17 vs. TEN:** Started at LT
- **9/24 vs. BAL:** Started at LT and helped the team rush for 166 yards and did not allow a sack
- **10/1 at NYJ:** Started at LT and helped the team rush for 175 yards
- **10/8 at PIT:** Started at LT and helped the team rush for 231 yards

COLLEGE (at Alabama, 2014-16)

- Started all 43 games at LT during his three seasons
- Paved the way for 28 100-yard rushing performances
- Blocked for Jaguars RB **T.J. Yeldon** during Robinson's freshman season

2016 (Junior)

Selected as one of the Crimson Tide's permanent team captains ... Unanimous All-American ... Outland Trophy winner, given annually to the nation's top interior lineman on offense or defense ... Claimed the SEC Jacobs Blocking Trophy, the Tide's second in as many years ... First-team All-SEC selection by the conference coaches and the Associated Press ... Midseason All-American by Sports Illustrated, CBS, ESPN and Sporting News ... Helped the Tide rank 16th nationally and first in the SEC in scoring offense (38.8 ppg), 12th nationally and second in the league in rushing offense (245.0 ypg) and 34th in the nation in total offense (455.3)

2015 (Sophomore)

Named to the All-SEC first team by both the conference coaches and the Associated Press ... Helped blocking for an offense that rushed for 199.9 yards per game, which ranked 32nd nationally and third in the SEC ... Blocked for 17 100-yard rushing performances

2014 (Freshman)

Earned freshman All-American honors by Sporting news and the Football Writers Association of America ... Finished with 32 knockdown blocks while surrendering just three sacks on 861 snaps ... Helped lead a blocking unit that averaged 206.6 yards per game, which ranked seventh in the SEC and 30th nationally ... The offensive line surrendered 16 sacks on the season, the second-fewest in the SEC and 14th nationally (1.14 per game) ... Blocked for 484.5 yards of total offense per game (third in the SEC and 17th nationally)

HIGH SCHOOL

- Played at West Monroe High School for Head Coach **Jerry Arledge**
- Parade Magazine All-American
- First-team All-USA selection by the USA Today
- Rated as the No. 2 player in the nation by Scout.com
- ESPN rated him the No. 1 offensive tackle, No. 2 player in the state and No. 2 prospect in the ESPN 300

TYLER SHATLEY

69

TYLER SHATLEY

OFFENSIVE LINEMAN

6-3 310 LBS

CLEMSON

BORN MAY 5, 1991

ICARD, NORTH CAROLINA

ACQ: ROOKIE FREE AGENT 2014

EXP: 3RD YEAR



TRANSACTIONS:

Originally signed by Jacksonville as an undrafted rookie on 5/12/14

PRO (Games played/started - 35/5)

- Has played in 30 games in three seasons with the team, primarily on special teams
- Was one of three undrafted rookies to make opening day roster in 2014

2017 (w/ JAX - 5/1)

- **9/10 at HOU:** Saw action as an extra offensive lineman and on special teams ... Helped pave the way for the team to rush for 155 yards
- **9/17 vs. TEN:** Saw action on special teams
- **9/24 vs. BAL:** Saw action as an extra offensive lineman and on special teams
- **10/1 at NYJ:** Saw action at RG and on special teams
- **10/8 at PIT:** Started at C and helped the team rush for 231 yards

2016 (w/ JAX - 16/4)

Made two starts at C and two at LG while seeing action in all 16 games

- **9/11 vs. G.B.:** Played 11 snaps on special teams in team's season opener
- **9/18 at S.D.:** Saw action on special teams
- **9/25 vs. BAL:** Started at center and played in all 66 offensive snaps
- **10/2 vs. IND:** Played three snaps at guard and saw time on special teams
- **10/16 at CHI:** Saw action on special teams
- **10/23 vs. OAK:** Saw action on special team
- **10/27 at TEN:** Saw action on special teams
- **11/6 at K.C.:** Saw action on special teams
- **11/13 vs. HOU:** Saw action on special teams
- **11/20 at DET:** Saw action on special teams
- **11/27 at BUF:** Saw action on special teams
- **12/4 vs. DEN:** Saw action on special teams and played six snaps at center when **Brandon Linder** left the game with an ankle injury
- **12/11 vs. MIN:** Started at C
- **12/18 at HOU:** Saw action at LG after injuries to **Jeremiah Poutasi** (ankle) and **Josh Wells** (shoulder)
- **12/24 vs. TEN:** Started at LG
- **1/1 at IND:** Started at LG, helping the team rush for 182 yards

2015 (w/ JAX - 13/0)

- Saw action in 13 games, primarily on special teams

2014 (w/ JAX - 1/0)

- Earned spot on opening day roster after joining club as a rookie free agent
- Was inactive for 15 games
 - **11/9 vs. DAL:** Made NFL debut and played RG for the entire second half

COLLEGE (at Clemson, 2009-13)

- Began his career as a fullback, before moving to the defensive line in 2010 and the offensive line in the spring of 2012
- Played in 51 games with 27 starts
- Started 25 games on offense over his final two seasons and registered 60 knock-downs on 1,776 snaps
- As a senior in 2013, was a team captain and earned third-team All-ACC honors
- As a junior in 2013, named a Strength & Conditioning All-American by the NSCA
- Graduated with a degree in civil engineering

PERSONAL

- Attended East Burke (Icard, N.C.) High School where he was the No. 3 rated FB in the nation by Tom Lemming
- Did not play on the offensive line in HS
- As a FB, had 2,000 rushing yards and 31 TDs in his junior and senior seasons
- Also served as the team's punter and averaged 40.7 yards per punt
- Full name is Christian Tyler Shatley
- Twitter handle is @tyler_shatley

TELVIN SMITH

50 TELVIN SMITH

LINEBACKER

6-3 215 LBS.


FLORIDA STATE

BORN APRIL 11, 1991

VALDOSTA, GEORGIA

ACQ: 5TH ROUND OF 2014 DRAFT (144TH)

EXP: 4TH YEAR



TRANSACTIONS

Originally drafted by Jacksonville in the fifth round (144th overall) of the 2014 draft

PRO (Games played/started - 51/45)

• Fourth-year LB was drafted in the fifth round from Florida State and has emerged as a starter at WLB

2017 (w/ JAX - 5/5)

Selected as a defensive captain by his teammates for the 2017 season

- **9/10 at HOU:** Started at WLB and recorded two tackles (one solo) and added one pass defended
- **9/17 vs. TEN:** Led the team with eight tackles (six solo) and also recorded one tackle for a loss, one pass defended and one INT
- **9/24 vs. BAL:** Started at WLB and led the team with seven solo tackles and also registered one fumble recovery that he returned 52 yards to the Baltimore 2-yard line
- **10/1 at NYJ:** Started at WLB and led the team with 13 tackles (11 solo) and recorded one tackle for a loss
- **10/8 at PIT:** Started at WLB and tied for the team lead with 10 tackles (six solo), while also recording two tackles for a loss, one pass defended and one INT he returned 28 yards for a TD

2016 (w/ JAX - 16/16)

Set career highs and led the team with 14 tackles for loss ... Also set career highs with eight passes defended and two INTs

- **9/11 vs. G.B.:** Made his 25th career start at WLB and tallied eight tackles (six solo), including two tackles for loss
- **9/18 at S.D.:** Started at WLB and made nine tackles (seven solo), including two tackles for loss
- **9/25 vs. BAL:** Started at WLB and had seven tackles (six solo), including one tackle for a loss and two passes defended
- **10/2 vs. IND:** Recorded a team-high eight solo tackles and also had a tackle for a loss
- **10/16 at OAK:** Posted eight solo tackles, including one tackle for loss
- **10/23 vs. OAK:** Registered five tackles (four solo), including a season-high three tackles for loss
- **10/27 at TEN:** Recorded a team-high 15 tackles (10 solo) starting at WLB
- **11/6 at K.C.:** Had five solo tackles and one pass defended
- **11/13 vs. HOU:** Tied for the team-lead with six tackles (four solo)
- **11/20 at DET:** Started at WLB and led the team with eight tackles (seven solo), including one tackle for loss and one fumble recovery
- **11/27 at BUF:** Led the team with nine tackles (seven solo), including two tackles for loss
- **12/4 vs. DEN:** Tied for the team lead with six solo tackles, while also registering one sack, his first since recording two at Tennessee last season
- **12/11 vs. MIN:** Tallied two solo tackles, including one tackle for loss
- **12/18 at HOU:** Recorded eight tackles (six solo), one interception and one pass defended
- **12/24 vs. TEN:** Started at WLB and recorded five tackles (four solo)
- **1/1 at IND:** Started at WLB and recorded a team-high nine tackles (eight solo), one interception and two passes defended

2015 (w/ JAX - 14/14)

Played and started in 14 games at WLB in his second season with the Jaguars ... Finished second on the team with 128 tackles, the most in the NFL by a player in his first or second season ... Added seven passes defended, the second-most on the team

- **9/13 vs. CAR:** Recorded nine tackles (seven solo) and three tackles for loss
- **9/20 vs. MIA:** Led the team with nine tackles (six solo) and recorded one pass defended
- **9/27 at N.E.:** Recorded 11 tackles (seven solo) in team's road opener
- **10/4 at IND:** Made eight tackles (six solo) and 0.5 sacks
- **10/11 at T.B.:** Recorded 14 tackles (13 solo) and one tackle for loss
- **10/25 vs. BUF:** Made a team-high nine tackles (eight solo), including two tackles for loss and three passes defended ... Recorded his first career TD, intercepting QB **E.J. Manuel** and returning it 26 yards for the second-quarter score
- **11/8 at NYJ:** Made seven tackles (five solo), including two passes defended, one forced fumble and a tackle for loss
- **11/15 at BAL:** Led the team with 12 tackles (five solo)

- **12/6 at TEN:** Registered nine tackles (seven solo), two sacks, including one sack-fumble ... First Jaguars LB with multiple sacks in a single game since **Paul Posluszny** registered 2.0 sacks in Week 17 of the 2012 season and is just the sixth linebacker in franchise history to accomplish the feat, joining Posluszny, **Mike Peterson**, **Akin Ayodele**, **Kevin Hardy** (two games with multiple sacks) and **Brant Boyer** (two games with multiple sacks)
- **12/13 vs. IND:** Started at WLB and made nine tackles (eight solo), including one tackle for loss ... Added one pass defended

2014 (w/ JAX - 16/10)

Appeared in all 16 games and made 10 starts at LB ... Ranked second on team with 99 tackles (68 solo) and nine tackles for loss ... Had a team-high two fumble recoveries along with four passes defended, one QB hit and one forced fumble ... Ranked third among all NFL rookies in tackles

- **9/7 at PHI:** Made NFL debut and posted three solo tackles with one stop for loss
- **9/14 at WAS:** Produced four tackles (two solo) including his first career sack: QB **Kirk Cousins** for an 11-yard loss in the fourth quarter
- **10/19 vs. CLE:** Named AFC Defensive Player of the Week after producing a sack/forced fumble, interception and two passes defended ... Registered a sack/forced fumble of QB **Brian Hoyer** in the third quarter and the ball was recovered by **Paul Posluszny** ... With 5:21 remaining in the game, Smith picked off Hoyer and returned it 15 yards to set up a Jaguars TD
- **11/23 at IND:** Started at LB and paced the team with 12 tackles (nine solo) along with two fumble recoveries and two tackles for loss ... Recovered an **Andrew Luck** fumble in the first quarter and a **Dan Herron** fumble in the second quarter
- **11/30 vs. NYG:** Started at LB and had double-digit tackles for the second straight game, finishing with 10 stops (eight solo)
- **12/18 vs. TEN:** Compiled a then career-high 15 tackles (10 solo) including one for loss
- **12/28 at HOU:** Registered a career-high 16 tackles (11 solo) in the season-finale

COLLEGE (at Florida State, 2010-13)

- Appeared in 54 games with 15 starts
- Totaled 214 tackles (139 solo) with seven sacks, 29 tackles for loss and six QB pressures
- Added four fumble recoveries and two forced fumbles
- Had 10 passes defended and four INTs, three returned for TDs
- Started all 14 games as a senior and tallied a team-high 90 tackles (61 solo), three INTs, 9.5 tackles for loss, two sacks, two fumble recoveries and four passes defended
- Recorded three INTs and tied the school single-season record with three returned for TDs
- First-team All-ACC selection by the league's coaches, ESPN.com and The Sporting News
- Majored in sports administration

PERSONAL

- Attended Lowndes High School in Georgia
- Received four-star ranking from Rivals.com and a three-star rating from Scout.com
- Super Prep All-State selection
- Registered 109 tackles (84 solo) as a senior with a pair of INTs
- Recorded 97 tackles, 16 tackles for loss and two INTs as a junior, leading team to Class 5A championship
- Played in the Georgia Athletic Coaches Association North/South All-Star Classic
- Twitter handle is @TelvinSmith_22



REGULAR SEASON CAREER STATISTICS

YEAR	TEAM	GP/GS	TKL	SOLO	ASST	TFL	SACKS	ST	FF	FR	PD	INT
2014	JAX	16/10	99	68	31	9	2.0	4	1	2	4	1
2015	JAX	14/14	128	99	29	13	2.5	0	2	0	7	1
2016	JAX	16/16	118	98	20	14	1.0	0	0	1	8	2
2017	JAX	5/5	40	31	9	4	0.0	0	0	1	3	2
NFL totals: 4 yrs.		51/45	385	296	89	40	5.5	4	3	4	22	6



CAREER HIGHS

	GAME	SEASON
Tackles:	16 (12/28/14 at HOU)	128 (2015)
Tackles for loss:	3 (9/13/15 vs. CAR)	14 (2016)
Sacks:	2.0 (12/6/15 at TEN)	2.5 (2015)
Forced fumbles:	1 (three times; last: 12/6/15 at TEN)	2 (2015)
Fumble recoveries:	2 (11/23/14 at IND)	2 (2014)
Passes defended:	3 (10/25/15 vs. BUF)	8 (2016)
Interceptions:	1 (six times; last: 10/8/17 at PIT)	2 (2016 & 2017)

TELVIN SMITH



2017 GAME-BY-GAME STATISTICS

DATE	OPP	TKL	SOLO	ASST	TFL	SACKS	ST	FF	FR	INT	PD
09/10	at Houston	2	1	1	0	0.0	0	0	0	0	1
09/17	vs. Tennessee	8	6	2	1	0.0	0	0	0	1	1
09/24	vs. Baltimore	7	7	0	0	0.0	0	0	1	0	0
10/01	at New York Jets	13	11	2	1	0.0	0	0	0	0	0
10/08	at Pittsburgh	10	6	4	2	0.0	0	0	0	1	1
10/15	vs. LA Rams										
10/22	at Indianapolis										
	BYE WEEK										
11/05	vs. Cincinnati										
11/12	vs. LA Chargers										
11/19	at Cleveland										
11/26	at Arizona										
12/03	vs. Indianapolis										
12/10	vs. Seattle										
12/17	vs. Houston										
12/24	at San Francisco										
12/31	at Tennessee										
2017 totals:		40	31	9	4	0.0	0	0	1	2	3



2016 GAME-BY-GAME STATISTICS

DATE	GAME	TKL	SOLO	ASST	TFL	SACKS	ST	FF	FR	PD	INT
09/11	vs. Green Bay	8	6	2	2	0.0	0	0	0	0	0
09/18	at San Diego	9	7	2	2	0.0	0	0	0	0	0
09/25	vs. Baltimore	7	6	1	1	0.0	0	0	0	2	0
10/02	vs. Indianapolis	8	8	0	1	0.0	0	0	0	0	0
	BYE WEEK										
10/16	at Chicago	8	8	0	1	0.0	0	0	0	1	0
10/23	vs. Oakland	5	4	1	3	0.0	0	0	0	0	0
10/27	at Tennessee	15	10	5	0	0.0	0	0	0	1	0
11/06	at Kansas City	5	5	0	0	0.0	0	0	0	1	0
11/13	vs. Houston	6	4	2	0	0.0	0	0	0	0	0
11/20	at Detroit	8	7	1	1	0.0	0	0	1	0	0
11/27	at Buffalo	9	7	2	2	0.0	0	0	0	0	0
12/04	vs. Denver	6	6	0	0	1.0	0	0	0	0	0
12/11	vs. Minnesota	2	2	0	1	0.0	0	0	0	0	0
12/18	at Houston	8	6	2	0	0.0	0	0	0	1	1
12/24	vs. Tennessee	5	4	1	0	0.0	0	0	0	0	0
01/01	at Indianapolis	9	8	1	0	0.0	0	0	0	2	1
2016 totals:		118	98	20	14	1.0	0	0	1	8	2



2015 GAME-BY-GAME STATISTICS

DATE	GAME	TKL	SOLO	ASST	TFL	SACKS	ST	FF	FR	PD	INT
09/13	vs. Carolina	9	7	2	3	0.0	0	0	0	0	0
09/20	vs. Miami	9	6	3	0	0.0	0	0	0	1	1
09/27	at New England	11	7	4	0	0.0	0	0	0	0	0
10/04	at Indianapolis	9	5	4	1	0.5	0	0	0	0	0
10/11	at Tampa Bay	14	13	1	1	0.0	0	0	0	0	0
10/18	vs. Houston	7	7	0	1	0.0	0	0	0	0	0
10/25	vs. Buffalo	9	8	1	2	0.0	0	0	0	3	1
	BYE WEEK										
11/08	at N.Y. Jets	8	6	2	1	0.0	0	1	0	2	0
11/15	at Baltimore	12	5	7	0	0.0	0	0	0	0	0
11/19	vs. Tennessee	9	8	1	1	0.0	0	0	0	0	0
11/29	vs. San Diego	7	6	1	0	0.0	0	0	0	0	0
12/06	at Tennessee	9	7	2	1	2.0	0	1	0	0	0
12/13	vs. Indianapolis	9	8	1	1	0.0	0	0	0	1	0
12/20	vs. Atlanta	6	6	0	1	0.0	0	0	0	0	0
12/27	at New Orleans					ina					
01/03	at Houston					ina					
2015 totals:		128	99	29	13	2.5	0	2	0	7	1



2014 GAME-BY-GAME STATISTICS

DATE	GAME	TKL	SOLO	ASST	TFL	SACKS	ST	FF	FR	PD	INT
09/07	at Philadelphia	3	3	0	1	0.0	0	0	0	0	0
09/14	at Washington	4	2	2	1	1.0	0	0	0	0	0
09/21	vs. Indianapolis	3	2	1	0	0.0	0	0	0	0	0
09/28	at San Diego	1	1	0	0	0.0	0	0	0	0	0
10/05	vs. Pittsburgh	4	2	2	0	0.0	0	0	0	0	0
10/12	at Tennessee	2	2	0	0	0.0	0	0	0	0	0
10/19	vs. Cleveland	4	3	1	1	1.0	0	1	0	2	1
10/26	vs. Miami	5	2	3	0	0.0	0	0	0	1	0
11/02	at Cincinnati	7	5	2	0	0.0	0	0	0	0	0
11/09	vs. Dallas	3	3	0	1	0.0	0	0	0	0	0
	BYE WEEK										
11/23	at Indianapolis	12	9	3	2	0.0	0	0	2	0	0
11/30	vs. N.Y. Giants	10	9	2	0	0.0	0	0	0	0	0
12/07	vs. Houston	5	4	1	2	0.0	0	0	0	1	0
12/14	at Baltimore	5	1	4	0	0.0	0	0	0	0	0
12/18	vs. Tennessee	15	10	5	1	0.0	0	0	0	0	0
12/28	at Houston	16	11	5	0	0.0	0	0	0	0	0
2014 totals:		99	68	31	9	2.0	0	1	2	4	1

DAWUANE SMOOT

94 DAWUANE SMOOT

DEFENSIVE END

6-3 264 LBS


ILLINOIS

BORN MARCH 2, 1995

GROVEPORT, OHIO

ACQ: THIRD ROUND OF 2017 DRAFT (68TH)

EXP: ROOKIE



TRANSACTIONS

Drafted by Jacksonville in the third round (68th overall) in the 2017 draft

PRO (Games played/started - 5/0)

2017 (w/ JAX - 5/0)

- **9/10 at HOU:** Made his NFL debut and recorded one solo tackle
- **9/17 vs. TEN:** Saw action at DE and recorded one special teams tackle
- **9/24 vs. BAL:** Saw action at DE and recorded two solo tackles
- **10/1 at NYJ:** Recorded one quarterback hit
- **10/8 at PIT:** Recorded two tackles (one solo) and one tackle for a loss

COLLEGE (at Illinois, 2013-16)

- Finished his career with 24 straight starts
- Tied for sixth in Illinois history with 38.5 tackles for a loss and eighth with 16.5 career sacks

2016 (Senior)

Named team captain as a senior, starting all 12 games at defensive tackle ... Totaled 56 tackles, 15 for a loss, 5.0 sacks, 10 QB pressures, one pass defended and two forced fumbles ... All-Big Ten third team

- **9/11 vs. UNC:** Earned a safety on a tackle for a loss
- **10/22 at Michigan:** Posted eight tackles
- **11/26 at Northwestern:** Matched his career high of 2.0 sacks

2015 (Junior)

Started all 12 games on the defensive line to total 40 tackles, 15 for a loss, 8.0 sacks, two passes defended, three QB pressures, three forced fumbles and two fumble recoveries ... Led the team in tackles for loss (15) and sacks (8.0), including most tackles for loss in a single season by an Illini since Whitney Mercilus' 22.5 in 2011

- **9/26 vs. MTSU:** Recorded a career-high and Illini season-best 2.0 sacks and had 3 tackles for loss
- **11/28 vs. Northwestern:** Had a season-high six tackles

2014 (Sophomore)

Played in all 13 games, totaling 33 tackles, including 7.5 for a loss, 2.5 sacks, three QB pressures and two passes defended

- **9/20 vs. Texas State:** Posted a career high of 2.0 sacks

2013 (Freshman)

Played in seven games, posting eight tackles and 1.0 sack on the season

- **11/30 vs. Northwestern:** Registered four tackles and 1.0 sack

HIGH SCHOOL

- Attended Groveport Madison (Groveport, Ohio) HS
- In his final two seasons, totaled 204 tackles, 24.0 sacks, five forced fumbles, one fumble recovery and four passes defended
- Earned defensive MVP at Madison his junior and senior years

PERSONAL

- Son of Darrell Sr. and Jamecca Smoot
- Goes by "D.J"



REGULAR SEASON CAREER STATISTICS

YEAR	TEAM	GP/GS	TKL	SOLO	ASST	TFL	SACKS	ST	FF	FR	PD	INT
2017	JAX	5/0	5	4	1	1	0.0	0	0	0	0	0
NFL totals: 1 yr.		5/0	5	4	1	1	0.0	0	0	0	0	0



2017 GAME-BY-GAME STATISTICS

DATE	OPP	TKL	SOLO	ASST	TFL	SACKS	ST	FF	FR	INT	PD
09/10	at Houston	1	1	0	0	0.0	0	0	0	0	0
09/17	vs. Tennessee	0	0	0	0	0.0	1	0	0	0	0
09/24	vs. Baltimore	2	2	0	0	0.0	0	0	0	0	0
10/01	at New York Jets	0	0	0	0	0.0	0	0	0	0	0
10/08	at Pittsburgh	2	1	1	1	0.0	0	0	0	0	0
10/15	vs. LA Rams										
10/22	at Indianapolis										
	BYE WEEK										
11/05	vs. Cincinnati										
11/12	vs. LA Chargers										
11/19	at Cleveland										
11/26	at Arizona										
12/03	vs. Indianapolis										
12/10	vs. Seattle										
12/17	vs. Houston										
12/24	at San Francisco										
12/31	at Tennessee										
2017 totals:		5	4	1	1	0.0	1	0	0	0	0

JAELEN STRONG

10

JAELEN STRONG

WIDE RECEIVER
6-2 220 LBS
ARIZONA STATE
BORN JANUARY 25, 1994
PHILADELPHIA, PENNSYLVANIA
ACQ: WAIVERS (HOUSTON) 2017
EXP: 3RD YEAR



TRANSACTIONS

Originally drafted by Houston in the third round (70th overall) of the 2015 NFL Draft ... Waived by Houston on 9/18/17 ... Signed by Jacksonville on 9/19/17

PRO (Games played/started - 18/3, 1/0)

Appeared in 18 games over two seasons with Houston and totaled 28 receptions for 292 yards and three TDs

2017 (w/ JAX - 0/0)

Signed with the team before their Week 3 game vs. Baltimore

- 9/24 vs. BAL: Inactive
- 10/1 at NYJ: Inactive
- 10/8 at PIT: Inactive

2016 (w/ HOU - 8/2)

Appeared in eight games and recorded 14 receptions for 131 yards

2015 (w/ HOU - 10/1, 1/0)

Appeared in 10 games and recorded 14 receptions for 161 yards and three TDs

COLLEGE (at Pierce College, 2012; Arizona State, 2013-14)

- Attended Pierce College in Philadelphia, Pa. for one season
- Saw action in 26 career games at ASU and totaled 157 receptions for 2,287 yards and 17 TDs
- His 157 receptions are fifth-most in school history
- Recorded nine 100-yard receiving games, which is the third-most in school history

PERSONAL

- Attended West Catholic High School (Philadelphia, Pa.)

REGULAR SEASON CAREER STATISTICS							
YEAR	TEAM	GP/GS	NO	YDS	AVG	LG	TD
2015	HOU	10/1	14	161	11.5	42t	3
2016	HOU	8/2	14	131	9.4	36	0
2017	JAX	0/0	0	0	0	0	0
NFL totals: 3 yrs.		18/3	28	292	10.4	42t	3

POST SEASON CAREER STATISTICS							
YEAR	TEAM	GP/GS	NO	YDS	AVG	LG	TD
2015	HOU	1/1	1	17	17.0	17	0
NFL totals: 3 yrs.		1/1	1	17	17.0	17	0

2017 GAME-BY-GAME STATISTICS							
DATE	OPP	RECs	YDS	AVG.	LG	TD	
09/10	at Houston		---				
09/17	vs. Tennessee		---				
09/24	vs. Baltimore		Inactive				
10/01	at New York Jets		Inactive				
10/08	at Pittsburgh		Inactive				
10/15	vs. LA Rams						
10/22	at Indianapolis						
	BYE WEEK						
11/05	vs. Cincinnati						
11/12	vs. LA Chargers						
11/19	at Cleveland						
11/26	at Arizona						
12/03	vs. Indianapolis						
12/10	vs. Seattle						
12/17	vs. Houston						
12/24	at San Francisco						
12/31	at Tennessee						
2017 totals:		0	0	0.0	0	0	

PEYTON THOMPSON

25 PEYTON THOMPSON



FREE SAFETY
5-10 184 LBS.
SAN JOSE STATE
BORN SEPTEMBER 26, 1990
ABILENE, TEXAS
ACQ: FREE AGENT 2014
EXP: 3RD YEAR

TRANSACTIONS

Originally signed by Atlanta as an undrafted rookie on 4/30/12 ... Waived on 8/31/12 ... Signed by Atlanta to the practice squad on 9/1/12 ... Signed by Atlanta to the 90-man roster on 1/21/13 ... Waived on 8/30/13 ... Signed by Washington to the practice squad on 11/26/13 ... Signed by Washington to the 90-man roster on 13/31/13 ... Waived on 8/9/14 ... Signed by Chicago on 8/18/14 ... Waived on 8/24/14 ... Signed by Jacksonville to the practice squad on 9/1/14 ... Signed to Jacksonville's active roster on 10/25/14 ... Waived on 11/11/14 ... Signed by Jacksonville to the practice squad on 11/12/14 ... Waived on 9/5/15 ... Signed by Jacksonville to the practice squad on 9/6/15 ... Activated to the 53-man active roster on 9/19/15

PRO (Games played/started - 37/0)

- Third-year CB has spent time with Atlanta, Washington, Chicago and Jacksonville
- Entered NFL as an undrafted rookie with the Falcons in 2012

2017 (w/ JAX - 5/0)

- **9/10 at HOU:** Saw action on special teams
- **9/17 vs. TEN:** Saw action on special teams
- **9/24 vs. BAL:** Recorded one solo tackle
- **10/1 at NYJ:** Saw action on special teams
- **10/8 at PIT:** Assisted on one tackle

2016 (w/ JAX - 15/0)

- Saw action in 15 games ... Led the team seven special team tackles
- **9/11 vs. G.B.:** Played 18 snaps on special teams in the team's season opener
 - **9/18 at S.D.:** Saw action on special teams
 - **9/25 vs. BAL:** Saw action on special teams
 - **10/2 vs. IND:** Made one stop on special teams
 - **10/16 at CHI:** Saw action on special teams
 - **10/23 vs. OAK:** Saw action on special teams and assisted on one ST tackle
 - **10/27 at TEN:** Saw action on special teams
 - **11/6 at K.C.:** Saw action on special teams
 - **11/13 vs. HOU:** Saw action on special teams
 - **11/20 at DET:** Saw action at CB and made two tackles (one solo)
 - **11/27 at BUF:** Led the team with three special teams tackles
 - **12/4 vs. DEN:** Saw action on special teams
 - **12/11 vs. MIN:** Inactive (ankle)
 - **12/18 at HOU:** Saw action in relief of CB Aaron Colvin (ankle) and recorded three tackles (two solo)
 - **12/24 vs. TEN:** Saw action on special teams and recorded one special teams tackle
 - **1/1 at IND:** Saw action on special teams

2015 (w/ JAX - 15/0)

- Played in 15 games after promotion from the practice squad after Week 1 ... Totaled eight tackles (six solo), one pass defended and 0.5 sacks
- **9/20 vs. MIA:** Made two solo tackles and recorded one pass defended in season debut
 - **9/27 at N.E.:** Made two solo tackles at CB and FS and saw action on special teams
 - **1/3 at HOU:** Saw action at CB and on special teams ... Tallied one tackle and 0.5 sacks

2014 (w/ JAX - 2/0)

- Saw action in two games
- **11/2 at CIN:** Made his NFL debut

2013 (w/ WAS - ps)

Spent the offseason with the Atlanta Falcons before being released on Aug. 30 ... Signed to the Redskins' practice squad in Week 13

2012 (w/ ATL - ps)

Spent the season on the Atlanta's practice squad

COLLEGE (at San Jose State, 2008-11)

- Credited with 186 tackles (125 solo), 10.5 tackles for loss, seven interceptions, one sack, two forced fumbles, two fumble recoveries and 22 passes defended in his four seasons at San Jose State
- As a senior in 2011, played in all 13 games with 11 starts
- Shared the team lead with 10 pass break-ups and finished second on the team with two interceptions that year

- Also added 82 total tackles, which ranked third for the Spartans
- Graduated with a degree in sociology

PERSONAL

- Attended Granite Bay (Calif.) High School, where he was a two-time Sacramento Bee honorable mention All-Metro
- Lettered in football and track
- Set a school record in the 400-yard dash (48.2 seconds)
- Native of Abilene, Texas
- Twitter handle is @tattedNspatted

REGULAR SEASON CAREER STATISTICS

YEAR	TEAM	GP/GS	TKL	SOLO	ASST	SACKS	FF	FR	PD	INT
2014	JAX	2/0	0	0	0	0.0	0	0	0	0
2015	JAX	15/0	8	6	2	0.5	0	0	1	0
2016	JAX	15/0	5	3	2	0.0	0	0	0	0
2017	JAX	5/0	2	1	1	0.0	0	0	0	0
Career totals: 3 yrs.		37/0	15	10	5	0.5	0	0	1	0

Additional statistics: five special teams tackles in 2015; six in 2016

CAREER HIGHS

	GAME	SEASON
Tackles:	3 (12/18/16 at HOU)	8 (2015)
Sacks:	0.5 (1/3/15 at HOU)	0.5 (2015)
Passes defended:	1 (9/20/15 vs. MIA)	1 (2015)

2017 GAME-BY-GAME STATISTICS

DATE	OPP	TKL	SOLO	ASST	TFL	SACKS	ST	FF	FR	INT	PD
09/10	at Houston	0	0	0	0	0.0	0	0	0	0	0
09/17	vs. Tennessee	0	0	0	0	0.0	0	0	0	0	0
09/24	vs. Baltimore	1	1	0	0	0.0	0	0	0	0	0
10/01	at New York Jets	0	0	0	0	0.0	0	0	0	0	0
10/08	at Pittsburgh	1	0	1	0	0.0	0	0	0	0	0
10/15	vs. LA Rams										
10/22	at Indianapolis										
	BYE WEEK										
11/05	vs. Cincinnati										
11/12	vs. LA Chargers										
11/19	at Cleveland										
11/26	at Arizona										
12/03	vs. Indianapolis										
12/10	vs. Seattle										
12/17	vs. Houston										
12/24	at San Francisco										
12/31	at Tennessee										
2017 totals:		2	1	1	0.0	0	0	0	0	0	0

2016 GAME-BY-GAME STATISTICS

DATE	GAME	TKL	SOLO	ASST	SACKS	FF	FR	PD	INT
09/11	vs. Green Bay	0	0	0	0.0	0	0	0	0
09/18	at San Diego	0	0	0	0.0	0	0	0	0
09/25	vs. Baltimore	0	0	0	0.0	0	0	0	0
10/02	vs. Indianapolis	0	0	0	0.0	0	0	0	0
	BYE WEEK								
10/16	at Chicago	0	0	0	0.0	0	0	0	0
10/23	vs. Oakland	0	0	0	0.0	0	0	0	0
10/27	at Tennessee	0	0	0	0.0	0	0	0	0
11/06	at Kansas City	0	0	0	0.0	0	0	0	0
11/13	vs. Houston	0	0	0	0.0	0	0	0	0
11/20	at Detroit	2	1	1	0.0	0	0	0	0
11/27	at Buffalo	0	0	0	0.0	0	0	0	0
12/04	vs. Denver	0	0	0	0.0	0	0	0	0
12/11	vs. Minnesota								
12/18	at Houston	3	2	1	0.0	0	0	0	0
12/24	vs. Tennessee	0	0	0	0.0	0	0	0	0
01/01	at Indianapolis	0	0	0	0.0	0	0	0	0
2016 totals:		5	3	2	0.0	0	0	0	0

Additional statistics: nine special teams tackles (seven solo) in 2016

PEYTON THOMPSON



2015 GAME-BY-GAME STATISTICS

DATE	GAME	TKL	SOLO	ASST	SACKS	FF	FR	PD	INT
09/13	vs. Carolina				ps				
09/20	vs. Miami	2	2	0	0.0	0	0	1	0
09/27	at New England	2	2	0	0.0	0	0	0	0
10/04	at Indianapolis	1	0	1	0.0	0	0	0	0
10/11	at Tampa Bay	0	0	0	0.0	0	0	0	0
10/18	vs. Houston	0	0	0	0.0	0	0	0	0
10/25	vs. Buffalo	0	0	0	0.0	0	0	0	0
11/01	BYE WEEK								
11/08	at N.Y. Jets	1	1	0	0.0	0	0	0	0
11/15	at Baltimore	0	0	0	0.0	0	0	0	0
11/19	vs. Tennessee	0	0	0	0.0	0	0	0	0
11/29	vs. San Diego	0	0	0	0.0	0	0	0	0
12/06	at Tennessee	0	0	0	0.0	0	0	0	0
12/13	vs. Indianapolis	0	0	0	0.0	0	0	0	0
12/20	vs. Atlanta	1	1	0	0.0	0	0	0	0
12/27	at New Orleans	0	0	0	0.0	0	0	0	0
01/03	at Houston	1	0	1	0.5	0	0	0	0
2015 totals:		8	6	2	0.5	0	0	1	0

Additional statistics: five special teams tackles in 2015

JOSH WALKER

73

JOSH WALKER

OFFENSIVE LINEMAN
6-5 330 LBS.
MIDDLE TENNESSEE STATE
BORN JUNE 2, 1991
SPRING CITY, TENNESSEE
ACQ: FREE AGENT 2017
EXP: 3RD YEAR



TRANSACTIONS

Originally signed by Indianapolis as an undrafted free agent on 5/11/14 ... Waived on 8/30/14 ... Signed by Indianapolis to the practice squad on 9/16/14 ... Signed by Green Bay to the practice squad on 9/23/14 ... Signed by Green Bay on 1/20/15 ... Waived on 9/3/16 ... Signed by Houston to the practice squad on 10/27/16 ... Promoted to the 53-man active roster on 11/8/16

PRO (Games played/started - 15/0)

• Has played in 14 career games with Houston and Green Bay, as well as several stints on the practice squad in Green Bay, Indianapolis and Houston

2017 (w/ JAX - 0/0)

- 9/10 at HOU: Inactive
- 9/17 vs. TEN: Inactive
- 9/24 vs. BAL: Inactive
- 10/1 at NYJ: Inactive
- 10/8 at PIT: Inactive

2016 (w/ HOU - 2/0)

- Spent training camp with Green Bay, before being waived and signed to the Houston practice squad prior to Week 8
- Active but DNP in Week 10
 - 12/18 vs. JAX: Made his Houston debut as a reserve offensive lineman

2015 (w/ G.B. - 13/0)

- Played in 13 games, seeing action on offense and special teams
 - 9/13 at CHI: Made his NFL debut, appearing on five snaps on special teams and three on offense
 - 10/11 vs. STL: Played 32 snaps at RG in place of T.J. Lang after he departed with injury

2014 (w/ IND - ps; w/ G.B. - ps)

- Served on Green Bay's practice squad for the final 13 games of the regular season and two playoff games
- Spent the first two weeks of the regular season on Indianapolis' practice squad

COLLEGE (at Middle Tennessee State, 2010-13)

- Played in 49 games with 34 starts, including 25 straight to end his collegiate career, in four seasons with the Blue Raiders
- Never missed a game during his career
- Earned second-team All-Conference USA honors and was voted a team captain in his final season

PERSONAL

- Attended Rhea County (Evansville, Tenn.) High School, where he was a three-year starter on the offensive and defensive line for the Golden Eagles
- Named to The Tennessean's 2008 Dream Team and the Best of Preps after recording 41 pancake blocks his senior year in helping lead his team to a 10-3 record
- Also lettered in track and field his senior year, participating in the shot put and discus events

JOSH WELLS

72

JOSH WELLS

OFFENSIVE LINEMAN

6-6 306 LBS


JAMES MADISON

BORN FEBRUARY 14, 1991

MECHANICSVILLE, VIRGINIA

ACQ: ROOKIE FREE AGENT 2014

EXP: 3RD YEAR



TRANSACTIONS

Originally signed by Jacksonville as an undrafted rookie on 5/14/14 ... Placed on injured reserve on 9/4/16 ... Activated to 53-man roster on 11/21/16

PRO (Games played/started - 22/0)

• Third-year OL has contributed on special teams, LT, LG and RT

2017 (w/ JAX - 5/0)

- **9/10 at HOU:** Saw action on special teams
- **9/17 vs. TEN:** Saw action on special teams
- **9/24 vs. BAL:** Saw action at LT and on special teams
- **10/1 at NYJ:** Saw action on special teams
- **10/8 at PIT:** Saw action as an extra offensive lineman and on special teams

2016 (w/ JAX - 5/0)

Spent the first 11 weeks on the team's injured reserve list (thumb) before being activated to the 53-man roster prior Week 12

- **11/27 at BUF:** Made his 2016 debut on special teams
- **12/4 vs. DEN:** Saw action on special teams
- **12/11 vs. MIN:** Saw one snap at LT and saw action on special teams
- **12/18 at HOU:** Saw action at LG in relief of **Jeremiah Poutasi** ... Left the game with a shoulder injury and did not return
- **12/24 vs. TEN:** Dressed but did not play
- **1/1 at IND:** Saw action along the offensive line

2015 (w/ JAX - IR)

Placed on injured reserve on August 28 with a thumb injury

2014 (w/ JAX - 12/0)

One of three undrafted rookies to make opening day roster (**Tyler Shatley**, **Allen Hurns**) ... Played in 12 games as a rookie, primarily on special teams

- **9/21 at IND:** Made NFL debut on special teams
- **10/26 vs. MIA:** Inserted into the game in the first quarter for **Luke Joeckel** (concussion) at LT and played the remainder of the game
- **11/30 vs. NYG:** Inserted into the game in the second quarter for an injured **Austin Pasztor** at RT and played every snap

COLLEGE (at James Madison, 2009-13)

- Four-year letterman
- Started all 12 games as a senior in 2013 while serving as a team captain
- Two-time second-team All-CAA selection
- Saw action at TE and DL to fill-in for injury
- Majored in sports management

PERSONAL

- Four-year letterman at QB for Hanover (Mechanicsville, Va.) High School, where he threw for more than 4,000 yards and 28 TDs while rushing for 900 yards and five TDs
- First-team All-Capital District selection as a senior
- Two-year team captain
- Full name is Joshua Ryan Wells
- Twitter handle is @J_Wells72

JARROD WILSON

26

JARROD WILSON



SAFETY

6-2 210 LBS

MICHIGAN

BORN FEBRUARY 9, 1994

AKRON, OHIO

ACQ: FREE AGENT 2016

EXP: 2ND YEAR

TRANSACTIONS

Originally signed by Jacksonville as an undrafted rookie on May 1, 2016

PRO (Games played/started - 20/0)

- Made his NFL debut in Week 1 of the 2016 season

2017 (w/ JAX - 4/0)

- **9/10 at HOU:** Saw action on special teams
- **9/17 vs. TEN:** Saw action on special teams
- **9/24 vs. BAL:** Saw action at S and on special teams
- **10/1 at NYJ:** Recorded one solo special teams tackle
- **10/8 at PIT:** Inactive

2016 (w/ JAX - 16/0)

- **9/11 vs. G.B.:** Made his NFL and Jaguars debut and played 12 snaps on special teams
- **9/18 at S.D.:** Played four snaps at SS and four snaps on special teams
- **9/25 vs. BAL:** Saw action on special teams
- **10/2 vs. IND:** Played one snap at safety and contributed on special teams
- **10/16 at CHI:** Saw one snap at SS and contributed on special teams
- **10/23 vs. OAK:** Saw action on special teams and on defense and led the team with four ST tackles (three solo)
- **10/27 at TEN:** Saw action on special teams and assisted on one special teams tackle
- **11/6 at K.C.:** Saw action on special teams
- **11/13 vs. HOU:** Saw three snaps at SS and registered one solo tackle ... Also saw action on special teams
- **11/20 at DET:** Saw action primarily on special teams
- **11/27 at BUF:** Saw action primarily on special teams
- **12/4 vs. DEN:** Played two snaps at safety and saw action on special teams
- **12/11 vs. MIN:** Saw nine snaps at SS and action on special teams, recording one special teams tackles
- **12/18 at HOU:** Saw action at FS in goal-line situations and recorded one solo tackle
- **12/24 vs. TEN:** Saw action on special teams
- **1/1 at IND:** Played two snaps at safety and saw action on special teams

COLLEGE (at Michigan, 2012-15)

- Four-year letterman
- Appeared in 48 games with 31 starts
- Career totals include 169 tackles, 4 tackles for loss, one forced fumble, one fumble recovery, four INTs and seven passes defended
- Named a 2015 All-Big Ten honorable mention
- As a senior in 2015, started all 13 games at safety
- As a junior in 2014, started 10 games at safety and totaled 50 tackles and one forced fumble
- Majored in general studies in the College of Literature, Science and the Arts

PERSONAL

- Attended Akron (Ohio) Buchtel High School where he played for former Michigan RB Ricky Powers
- Registered 71 tackles and three INTs, including one pick-six, as a senior in 2011 en route to first-team All-State honors
- Also lettered in basketball
- His uncle, Dave Young, played at Purdue and for the Baltimore Colts

REGULAR SEASON CAREER STATISTICS

YEAR	TEAM	GP/GS	TKL	SOLO	ASST	SACKS	FF	FR	PD	INT
2016	JAX	16/0	2	2	0	0.0	0	0	0	0
2017	JAX	4/0	0	0	0	0.0	0	0	0	0
Career totals: 2 yrs.20/0			2	2	0	0.0	0	0	0	0

2017 GAME-BY-GAME STATISTICS

DATE	OPP	TKL	SOLO	ASST	TFL	SACKS	ST	FF	FR	INT	PD
09/10	at Houston	0	0	0	0	0.0	0	0	0	0	0
09/17	vs. Tennessee	0	0	0	0	0.0	0	0	0	0	0
09/24	vs. Baltimore	0	0	0	0	0.0	0	0	0	0	0
10/01	at New York Jets	0	0	0	0	0.0	1	0	0	0	0
10/08	at Pittsburgh	Inactive									
10/15	vs. LA Rams	Inactive									
10/22	at Indianapolis	BYE WEEK									
11/05	vs. Cincinnati	BYE WEEK									
11/12	vs. LA Chargers	BYE WEEK									
11/19	at Cleveland	BYE WEEK									
11/26	at Arizona	BYE WEEK									
12/03	vs. Indianapolis	BYE WEEK									
12/10	vs. Seattle	BYE WEEK									
12/17	vs. Houston	BYE WEEK									
12/24	at San Francisco	BYE WEEK									
12/31	at Tennessee	BYE WEEK									
2017 totals:		0	0	0	0.0	0	1	0	0	0	0

Additional statistics: one special teams tackle

2016 GAME-BY-GAME STATISTICS

DATE	GAME	TKL	SOLO	ASST	SACKS	FF	FR	PD	INT	
09/11	vs. Green Bay	0	0	0	0.0	0	0	0	0	
09/18	at San Diego	0	0	0	0.0	0	0	0	0	
09/25	vs. Baltimore	0	0	0	0.0	0	0	0	0	
10/02	vs. Indianapolis	0	0	0	0.0	0	0	0	0	
BYE WEEK										
10/16	at Chicago	0	0	0	0.0	0	0	0	0	
10/23	vs. Oakland	0	0	0	0.0	0	0	0	0	
10/27	at Tennessee	0	0	0	0.0	0	0	0	0	
11/06	at Kansas City	0	0	0	0.0	0	0	0	0	
11/13	vs. Houston	1	1	0	0.0	0	0	0	0	
11/20	at Detroit	0	0	0	0.0	0	0	0	0	
11/27	at Buffalo	0	0	0	0.0	0	0	0	0	
12/04	vs. Denver	0	0	0	0.0	0	0	0	0	
12/11	vs. Minnesota	0	0	0	0.0	0	0	0	0	
12/18	at Houston	1	1	0	0.0	0	0	0	0	
12/24	vs. Tennessee	0	0	0	0.0	0	0	0	0	
01/01	at Indianapolis	0	0	0	0.0	0	0	0	0	
2016 totals:		2	2	0	0.0	0	0	0	0	


Additional statistics: six special teams tackles in 2016

T.J. YELDON

24

T.J. YELDON

RUNNING BACK
6-1 223 LBS
ALABAMA
BORN OCTOBER 2, 1993
DAPHNE, ALABAMA
ACQ: 2ND ROUND OF 2015 DRAFT (36TH)
EXP: 3RD YEAR



TRANSACTIONS

Originally drafted by Jacksonville in the second round (36th overall) of the 2015 Draft ... Placed on injured reserve on 12/26/16

PRO (Games played/started - 27/25)

• Third-year RB has started in 25 of 27 career games he has appeared in

2017 (w/ JAX - 0/0)

- 9/10 at HOU: Inactive
- 9/17 vs. TEN: Inactive
- 9/24 vs. BAL: Inactive
- 10/1 at NYJ: Inactive
- 10/8 at PIT: Inactive

2016 (w/ JAX - 15/13)

Started 13 of 15 games played ... Totaled 130 rushes for 465 yards, including one TD, and had 50 receptions for 312 receiving yards and one TD

- 9/11 vs. G.B.: Started at RB and rushed 21 times for 39 yards and one TD
- 9/18 at S.D.: Rushed seven times for 28 yards (4.0 avg.)
- 9/25 vs. BAL: Rushed six times for 17 yards and also had 2 receptions for 11 yards
- 10/2 vs. IND: Rushed 14 times for 71 yards (5.1 avg.) and recorded four receptions for 46 yards
- 10/16 at CHI: Rushed six times for 21 yards and posted one reception for five yards
- 10/23 vs. OAK: Rushed six times for 24 yards and caught one pass for four yards ... Matched his longest rush of the season with a 15-yard run
- 10/27 at TEN: Rushed for 20 yards on three carries and also had four receptions for 36 yards
- 11/6 at K.C.: Rushed seven times for 33 yards (4.7 rush avg.) and had five receptions for 32 yards and one TD
- 11/13 vs. HOU: Rushed nine times for 31 yards (3.4 rush avg.) and had three receptions for 27 yards (9.0 rec. avg.)
- 11/20 at DET: Rushed four times for 16 yards (4.0 rush avg.) before exiting the game with an ankle injury
- 11/27 at BUF: Rushed six times for 17 yards and posted one reception for three yards
- 12/4 vs. DEN: Rushed 14 times for 55 yards and posted three receptions for 27 yards
- 12/11 vs. MIN: Rushed 17 times for 59 yards (3.5 avg.) and posted a team-high seven receptions for 31 yards (4.4 rec. avg.)
- 12/18 at HOU: Rushed eight times for 28 yards (3.5 avg.) and recorded team-highs with five receptions for 34 yards
- 12/24 vs. TEN: Rushed twice for five yards and left the game in the first quarter with an ankle injury and did not return

2015 (w/ JAX - 12/12)

Played and started in 12 games during his rookie season ... Totaled 182 rushes for 740 yards (4.1 rush avg.) and two TDs and 36 receptions for 279 yards (7.8 rec. avg.) and one TD ... His 740 rushing yards are the most by a Jaguars rookie in a single season since Maurice Jones-Drew (941 yards) in 2006 ... Ranked fourth among NFL rookies with 1,019 scrimmage yards (740 rushing, 279 receiving)

- 9/13 vs. CAR: Rushed 12 times for 51 yards (4.3 avg.) and had three receptions for 16 yards (5.3 avg.) in NFL debut
- 9/20 vs. MIA: Rushed 25 times for 70 yards (2.8 avg.) and had three receptions for 13 yards (4.3 avg.)
- 10/4 at IND: Recorded his first 100-yard rushing game of his career, tallying 22 rushes for 105 yards (4.8 avg.), including a career-long 36-yard scamper in OT ... Also had two catches for four yards (2.0 rec. avg.) ... Became first Jaguars rookie RB to rush for 100 yards since Jones-Drew recorded 131 yards on 12/24/06 versus New England
- 10/11 at T.B.: Rushed 11 times for 32 yards (2.9 rush avg.) and had five receptions for 31 yards (6.2 rec. avg.), including his first career NFL touchdown
- 10/25 vs. BUF: Rushed 20 times for a season- and career-high 115 yards and his first career TD
- 11/8 at NYJ: Rushed 14 times for 64 yards (4.6 rush avg.), including a career-long 45-yard carry in the fourth quarter
- 12/6 at TEN: Rushed 15 times for 57 yards (3.8 rush avg.) and one TD, and had four receptions for a career-high 79 receiving yards, including a career-long

reception of 67 yards

COLLEGE (at Alabama, 2012-14)

- Appeared in 39 games with 21 starts and finished fourth in school history with 3,322 career rushing yards and third with 37 career rushing TDs
- Only player in school history to rush for 1,000-plus yards in his first two seasons
- Fifth player in program history to rush for 1,000-plus yards in multiple seasons, joining Johnny Musso (1970-71), Bobby Humphrey (1986-87), Shaun Alexander (1998-99) and Kenneth Darby (2004-05)
- Finished 243 yards behind Alexander's school record of 3,565 yards (1996-99)
- Only player in school history to be named the Dixie Howell Memorial Most Valuable Player of the A-Day Game three times

PERSONAL

- Attended Daphne (Ala.) High School where he played for coach Glenn Vickery
- Named Mr. Football for the state of Alabama by the Alabama Sports Writers Association
- First-team All-State selection by the ASWA
- Second-team USA Today High School All-America selection
- Five-star recruit according to Rivals.com and 247sports.com
- Totaled 6,155 scrimmage yards in four years with 73 TDs
- Won the 2010 Alabama 6A State Championship
- Twitter handle is @T_Yeldon

REGULAR SEASON CAREER STATISTICS

YEAR	TEAM	GP/GS	RUSHING					RECEIVING				
			NO	YDS	AVG	LG	TD	NO	YDS	AVG	LG	TD
2015	JAX	12/12	182	740	4.1	45	2	36	279	7.8	67	1
2016	JAX	15/13	130	465	3.6	16	1	50	312	6.2	16	1
2017	JAX	0/0	0	0	0.0	0	0	0	0	0.0	0	0
NFL totals: 3 yrs. 27/25			312	1,205	3.9	45	3	86	591	6.9	67	2

CAREER HIGHS

	GAME	SEASON
Rushing attempts:	25 (9/20/15 vs. MIA)	182 (2015)
Rushing yards:	115 (10/25/15 vs. BUF)	740 (2015)
Longest rush:	45 (11/8/15 at NYJ)	45 (2015)
Rushing touchdowns:	1 (three times, last: 9/11/16 vs. G.B.)	2 (2014)
Receptions:	8 (9/18/16 at S.D.)	36 (2015)
Receiving yards:	79 (12/6/15 at TEN)	279 (2015)
Longest reception:	67 (12/6/15 at TEN)	67 (2015)
Receiving touchdowns:	1 (twice, last: 11/6/16 at KC)	1 (2015 & 2016)

2017 GAME-BY-GAME STATISTICS

DATE	GAME	RUSHING					RECEIVING				
		NO	YDS	AVG	LG	TD	NO	YDS	AVG	LG	TD
09/10	at Houston										Inactive
09/17	vs. Tennessee										Inactive
09/24	vs. Baltimore										Inactive
10/01	at New York Jets										Inactive
10/08	at Pittsburgh										Inactive
10/15	vs. LA Rams										
10/22	at Indianapolis										BYE WEEK
11/05	vs. Cincinnati										
11/12	vs. LA Chargers										
11/19	at Cleveland										
11/26	at Arizona										
12/03	vs. Indianapolis										
12/10	vs. Seattle										
12/17	vs. Houston										
12/24	at San Francisco										
12/31	at Tennessee										
2017 totals:		0	0	0.0	0	0	0	0	0.0	0	0

T.J. YELDON



2016 GAME-BY-GAME STATISTICS

DATE	GAME	RUSHING					RECEIVING				
		NO	YDS	AVG	LG	TD	NO	YDS	AVG	LG	TD
09/11	vs. Green Bay	21	39	1.9	7	1	4	30	7.5	11	0
09/18	at San Diego	7	28	4.0	15	0	8	10	1.3	8	0
09/25	vs. Baltimore	6	17	2.8	9	0	2	11	5.5	6	0
10/02	vs. Indianapolis	14	71	5.1	15	0	4	46	11.5	16	0
	BYE WEEK										
10/16	at Chicago	6	21	3.5	13	0	1	5	5.0	5	0
10/23	vs. Oakland	6	24	4.0	15	0	1	4	4.0	4	0
10/27	at Tennessee	3	20	6.7	12	0	4	36	9.0	12	0
11/06	at Kansas City	7	33	4.7	16	0	5	32	6.4	13t	1
11/13	vs. Houston	9	32	3.6	7	0	3	27	9.0	17	0
11/20	at Detroit	4	16	4.0	7	0	2	16	8.0	14	0
11/27	at Buffalo	6	17	2.8	6	0	1	3	3.0	3	0
12/04	vs. Denver	14	55	3.9	8	0	3	27	9.0	10	0
12/11	vs. Minnesota	17	59	3.5	12	0	7	31	4.4	10	0
12/18	at Houston	8	28	3.5	12	0	5	34	6.8	10	0
12/24	vs. Tennessee	2	5	2.5	4	0	0	0	0.0	0	0
01/01	at Indianapolis					IR					
2016 totals:		130	465	3.6	16	1	50	312	6.2	16	1



2015 GAME-BY-GAME STATISTICS

DATE	GAME	RUSHING					RECEIVING				
		NO	YDS	AVG	LG	TD	NO	YDS	AVG	LG	TD
09/13	vs. Carolina	12	51	4.3	14	0	3	16	5.3	7	0
09/20	vs. Miami	25	70	2.8	12	0	3	13	4.3	11	0
09/27	at New England	11	33	3.0	8	0	2	9	4.5	9	0
10/04	at Indianapolis	22	105	4.8	36	0	2	4	2.0	5	0
10/11	at Tampa Bay	11	32	2.9	10	0	5	31	6.2	13	1
10/18	vs. Houston					ina					
10/25	vs. Buffalo	20	115	5.8	28t	1	1	9	9.0	9	0
	BYE WEEK										
11/08	at N.Y. Jets	14	64	4.6	45	0	3	37	12.3	21	0
11/15	at Baltimore	18	61	3.4	16	0	5	6	1.2	7	0
11/19	vs. Tennessee	14	54	3.9	15	0	3	28	9.3	13	0
11/29	vs. San Diego	9	36	4.0	21	0	4	46	11.5	20	0
12/06	at Tennessee	15	57	3.8	9	1	4	79	19.8	67	0
12/13	vs. Indianapolis	11	62	5.6	14	0	1	1	1.0	1	0
12/20	vs. Atlanta					ina					
12/27	at New Orleans					ina					
01/03	at Houston					ina					
2015 totals:		182	740	4.1	45	2	36	279	7.8	67	1



GAME SUMMARIES

REGULAR SEASON WEEK 6 VS. LOS ANGELES RAMS

GAME SUMMARIES



WEEK 1 AT HOUSTON

Sept. 10, 2016 at NRG Stadium

	1	2	3	4	OT	Final
JACKSONVILLE JAGUARS (1-0)	3	16	7	3	-	29
HOUSTON TEXANS (0-1)	0	0	7	0	-	7

With the backdrop of hurricane relief efforts in Houston in the aftermath of Harvey, and a raucous crowd on hand, the Jaguars turned in their best Opening Day effort in years with a statement-making 29-7 division win at NRG Stadium. Leading the way was a defense that dominated the game with a franchise-record 10 sacks, including 4.0 by **Calais Campbell**, and four takeaways that led to 16 points. On offense rookie **Leonard Fournette** rushed for 100 yards and a touchdown in his NFL debut, while **Chris Ivory** added 42 yards on nine carries. Jacksonville scored on its first possession of the new season, marching 51 yards in eight plays to set up **Jason Myers**' 42-yard field goal. Houston's first six possessions ended with four punts, including three 3-and-outs, followed by back-to-back fumbles on strip-sacks by **Yannick Ngakoue**. The first fumble led to Fournette's 1-yard scoring run, and the second was scooped up by **Dante Fowler Jr.** and returned 53 yards for a touchdown to give the Jaguars a 19-0 halftime lead with 49 seconds remaining in the first half. By that time Campbell had 3.5 sacks and Ngakoue had 2.0 with two forced fumbles. **Deshawn Watson** replaced **Tom Savage** as the Texans quarterback at halftime, and Houston opened the second half with its best drive of the day, going 75 yards on 14 plays to a 4-yard touchdown pass from Watson to **DeAndre Hopkins**. But Jacksonville responded quickly with a 10-play, 75-yard series ending with a TD pass from Bortles to **Tommy Bohanon** to make it 26-7. The Texans' next drive of 11 plays reached the Jacksonville 35-yard line before Fowler's strip sack of Watson was recovered by Ngakoue. Two possessions later Houston put together a 7-play drive, but that was ended by another turnover, this time an interception by **Tashaun Gipson** that he returned 67 yards to set up Myers' 38-yard field goal to cap the scoring at 29-7 with 3:15 remaining. In the only bad news of the day, **Allen Robinson** suffered a torn ACL on the third play of the game. The win was the Jaguars' first on Opening Day since 2011, and their first road win on Opening Day since 2004.

Team	Q	Time	Scoring Play	Drive Info
Jax	1	12:08	J. Myers 42 yd. Field Goal	8-51, 2:52
Jax	2	14:49	J. Myers 25 yd. Field Goal	10-77, 5:14
Jax	2	2:02	L. Fournette 1 yd. run (kick failed, wr)	9-53, 5:29
Jax	2	0:49	D. Fowler 53 yd. fumble return (Myers kick)	
Hou	3	9:09	D. Hopkins 4 yd. pass from D. Watson (Fairbairn kick)	14-75, 5:51
Jax	3	4:14	T. Bohanon 1 yd. pass from B. Bortles (Myers kick)	10-75, 4:55
Jax	4	3:11	J. Myers 38 yd. Field Goal	4-7, 0:20

Team Statistics

	Jaguars	Texans
First Downs (Run-Pass-Pen)	19 (7-8-4)	23 (4-11-8)
Total Yards-Plays-Avg.	280-60-4.7	203-69-2.9
Rushing Yards-Attempts-Avg.	155-39-4.0	93-23-4.0
Net Yards Passing (Sacked-Yds)	125 (0-0)	110 (10-54)
Att-Comp-Int	21-11-0	36-19-1
Third Down Conversions (%)	3-12 (25%)	5-12 (42%)
Fourth Down Conversions (%)	1-1 (100%)	0-1 (0%)
Punts-Avg.	4-46.8	5-43.2
Fumbles-Lost	0-0	3-3
Penalties-Yards	10-89	9-94
Time of Possession	30:05	29:55

Individual Statistics

Texans Rushing: L. Miller 17-65, D. Watson 2-16, T. Ervin 3-8, D. Foreman 1-4
Jaguars Rushing: L. Fournette 26-100, C. Ivory 9-42, B. Bortles 3-13

Texans Passing: D. Watson 12-23-102 (TD, INT); T. Savage 7-13-62
Jaguars Passing: B. Bortles 11-21-125 (TD)

Texans Receiving: D. Hopkins 7-55, C. Fierdorowicz 4-46, T. Ervin 4-18, L. Miller 2-31, S. Anderson 2-14
Jaguars Receiving: A. Hurns 3-42, L. Fournette 3-24, J. O'Shaughnessy 1-18, A> Robinson 1-17, A. Benn 1-12, C. Ivory 1-11, T. Bohanon 1-1

Sacks: Texans None

Sacks: Jaguars 10.0 (Campbell 4.0; Ngakoue 2.0; McCray 1.5; Fowler Jr. 1.0; Jackson 1.0; Jones 0.5)

Interceptions: Texans None
Interceptions: Jaguars 1 (T. Gipson)

Paid Attendance: 71,710 **Time:** 3:06 **Temperature:** 80 degrees



WEEK 2 VS. TENNESSEE

Sept. 17, 2016 at EverBank Field

	1	2	3	4	OT	Final
TENNESSEE TITANS (1-1)	3	3	17	14	--	37
JACKSONVILLE JAGUARS (1-1)	3	0	0	13	--	16

Making their regular season home debut, the Jaguars started fast with a three-and-out on defense followed by a **Jason Myers** 43-yard field goal on their first possession, but Tennessee took over from there on the strength of 179 rushing yards and three takeaways for a 37-16 win. Following the Jaguars' opening drive the offense struggled, with five punts and three turnovers on their next eight possessions including three straight turnovers in the second and third quarters. Tennessee turned both of **Blake Bortles'** interceptions into points with field goals of 41 and 26 yards for a 9-3 lead early in the second half, then extended its string to six straight scoring drives with touchdowns on each of the next four. **Derek Henry** blasted through the defense for a 17-yard scoring run before **Delanie Walker** ran in from a yard out to give Tennessee a 23-3 advantage late in the third quarter. Four touchdowns were scored in the final period, with Tennessee extending the lead to 30-0 on a **Marcus Mariota** 32-yard pass to **Jonnu Smith** before Leonard Fournette got the Jaguars' first touchdown of the day on a one-yard run. The Titans' **Jalston Fowler** scored on a three-yard touchdown run for a 37-9 lead before Bortles threw a seven-yard touchdown pass to **Allen Hurns** with 2:11 remaining. While Tennessee scored in all four quarters, the Jaguars' highlights were limited to **Marqise Lee's** seven receptions and the defense was limited to a **Telvin Smith** interception and a **Myles Jack** sack of Mariota.

Team	Q	Time	Scoring Play	Drive Info
Jax	1	7:24	J. Myers 43 yd. Field Goal	12-51, 6:01
Ten	1	2:16	R. Succop 40 yd. Field Goal	11-53, 5:08
Ten	2	0:00	R. Succop 41 yd. Field Goal	10-38, 2:13
Ten	3	9:24	R. Succop 26 yd. Field Goal	10-31, 4:40
Ten	3	6:36	D. Henry 17 yd. run (Succop kick)	2-34, 0:46
Ten	3	2:49	D. Walker 1 yd. run (Succop kick)	3-49, 1:34
Ten	4	9:57	J. Smith 32 yd. pass from M. Mariota (Succop kick)	8-86, 5:19
Jax	4	7:12	L. Fournette 1 yd. run (pass failed)	6-75, 2:45
Ten	4	4:14	J. Fowler 3 yd. run (Succop kick)	6-25, 2:58
Jax	4	2:11	A. Hurns 7 yd. pass from B. Bortles (Myers kick)	6-77, 2:03

Team Statistics

	Titans	Jaguars
First Downs (Run-Pass-Pen)	21 (12-9-0)	20 (6-13-1)
Total Yards-Plays-Avg.	390-64-6.1	310-61-5.1
Rushing Yards-Attempts-Avg.	179-36-5.0	99-25-4.0
Net Yards Passing (Sacked-Yds)	211 (1-4)	211 (2-12)
Att-Comp-Int	27-15-1	34-20-2
Third Down Conversions (%)	6-13 (46%)	5-13 (46%)
Fourth Down Conversions (%)	0-0 (0%)	0-0 (0%)
Punts-Avg.	3-41.7	5-49.2
Fumbles-Lost	0-0	3-1
Penalties-Yards	7-70	10-99
Time of Possession	30:46	29:14

Individual Statistics

Titans Rushing: D. Henry 14-92, D. Murray 9-25, M. Mariota 6-24, D. Fluellen 3-18, T. Taylor 2-16, J. Fowler 1-3, D. Walker 1-1

Jaguars Rushing: L. Fournette 14-40, B. Bortles 4-29, C. Ivory 6-17, C. Grant 1-13

Titans Passing: M. Mariota 15-27-215 (INT, TD)

Jaguars Passing: B. Bortles 20-34-223 (2 INTs, TD)

Titans Receiving: D. Walker 4-61, R. Matthews 3-43, E. Decker 3-32, J. Smith 2-30, T. Taylor 1-42, C. Davis 1-4, D. Murray 1-3

Jaguars Receiving: M. Lee 7-76, A. Hurns 6-82, C. Ivory 3-31, L. Fournette 2-21, K. Cole 2-13

Sacks: Titans 2.0 (B. Orakpo 1.0; D. Morgan 1.0)

Sacks: Jaguars 1.0 (M. Jack)

Interceptions: Titans 2 (D. Searcy, C. Riley)

Interceptions: Jaguars 1 (T. Smith)

Paid Attendance: 61,709

Time: 3:02

Temperature: 84 degrees

GAME SUMMARIES



WEEK 3 VS. BALTIMORE

Sept. 24, 2016 at Wembley Stadium

	1	2	3	4	OT	Final
BALTIMORE RAVENS (2-1)	0	0	0	7	--	7
JACKSONVILLE JAGUARS (2-1)	10	13	14	7	--	44

Playing in Wembley Stadium for the fifth consecutive year, the Jaguars turned in their most complete performance to date with a dominant 44-7 win against Baltimore led by **Marcedes Lewis'** career-high 3 touchdown catches. Scoring on three of their first five possessions, Jacksonville built a 23-0 halftime lead before adding three straight second-half touchdowns to go up 44-0 before the Ravens scored on their final possession. The Jaguars defense held Baltimore to 3-and-outs on their first four possessions, and overall held the Ravens to seven punts, three turnovers and a failed 4th down. The scoring began when **Jason Myers** kicked a 23-yard field goal to cap the Jaguars' opening 9-play drive. Their next series covered 80 yards in 7 plays and resulted in **Blake Bortles'** 17-yard touchdown pass to Lewis for a 10-0 lead. Myers added a 45-yard field goal on their next drive, and after the first of just 3 punts on the day the Jaguars scored on back-to-back possessions again. **A.J. Bouye's** interception and 19-yard return led to **Allen Hurns** catching a 5-yard Bortles touchdown pass, and Myers tacked on a 29-yard field goal for a 23-0 halftime lead. In the second half the Jacksonville defense got takeaways on consecutive Ravens possessions, with **Jalen Ramsey** intercepting **Joe Flacco** at the Baltimore 32 to set up Lewis' second of 3 touchdowns, this time a 30-yarder. **Calais Campbell** forced a fumble on Baltimore's next series, and **Telvin Smith** scooped the ball and returned it to the Baltimore 2 to set up Lewis' 4-yard touchdown catch. On the Jaguars' next drive they converted a fake punt on 4th-and-1 at the Jacksonville 35, with **Corey Grant** racing 58 yards to the Baltimore 7. **Leonard Fournette** then scored on a 3-yard run to make it 44-0 at the start of the fourth quarter when Flacco was replaced by **Ryan Mallett**.

Team	Q	Time	Scoring Play	Drive Info
Jax	1	9:05	J. Myers 23 yd. Field Goal	9-58, 4:27
Jax	1	3:32	M. Lewis 17 yd. pass from B. Bortles (Myers kick)	7-80, 3:53
Jax	2	10:49	J. Myers 45 yd. Field Goal	10-34, 6:16
Jax	2	4:55	A. Hurns 5 yd. pass from B. Bortles (Myers kick)	8-28, 3:11
Jax	2	0:38	J. Myers 29 yd. Field Goal	9-66, 2:15
Jax	3	9:42	M. Lewis 30 yd. pass from B. Bortles (Myers kick)	2-32, :43
Jax	3	7:48	M. Lewis 4 yd. pass from B. Bortles (Myers kick)	2-2, 0:25
Jax	4	14:56	L. Fournette 3 yd. run (Myers kick)	7-85, 3:28
Bal	4	3:24	B. Watson 6 yd. pass from R. Mallett (Tucker kick)	9-76, 5:09

Team Statistics

	Ravens	Jaguars
First Downs (Run-Pass-Pen)	12(6-4-2)	24(7-13-4)
Total Yards-Plays-Avg.	186-54-3.4	410-68-6.0
Rushing Yards-Attempts-Avg.	134-25-5.4	166-35-4.7
Net Yards Passing (Sacked-Yds)	52 (2-12)	244 (0-0)
Att-Comp-Int	27-14-2	33-20-0
Third Down Conversions (%)	3-11 (27%)	3-12 (25%)
Fourth Down Conversions (%)	0-1 (0%)	2-2 (100%)
Punts-Avg.	7-44.4	3-50.0
Fumbles-Lost	1-1	0-0
Penalties-Yards	10-88	9-70
Time of Possession	25:57	34:03

Individual Statistics

Ravens Rushing: A. Collins 9-82, T. West 6-26, J. Allen 8-15, M. Campanaro 1-7, M. Wallace 1-4
Jaguars Rushing: C. Grant 6-75, L. Fournette 17-59, B. Bortles 3-18, C. Ivory 6-17

Ravens Passing: J. Flacco 8-18-28 (2 INTs), R. Mallett 6-9-36
Jaguars Passing: B. Bortles 20-31-244 (4 TDs), C. Henne 0-2-0

Ravens Receiving: J. Allen 5-13, B. Watson 3-12, N. Boyle 2-14, J. Maclin 1-8, C. Matthews 1-8, M. Wallace 1-6, M. Campanaro 1-3
Jaguars Receiving: M. Lee 4-65, M. Lewis 4-62, L. Fournette 3-21, A. Hurns 3-20, C. Ivory 2-25, C. Grant 1-18, K. Cole 1-13, J. O'Shaughnessy 1-12, T. Bohanon 1-8

Sacks: Ravens None
Sacks: Jaguars 2.0 (D. Fowler 1.0, C. Campbell 0.5, M. Jackson 0.5)

Interceptions: Ravens None
Interceptions: Jaguars 2 (A. Bouye, J. Ramsey)

Paid Attendance: 84,592 **Time:** 2:49 **Temperature:** 70 degrees



WEEK 4 AT NEW YORK JETS

Oct. 1, 2017 at MetLife Stadium

	1	2	3	4	OT	Final
JACKSONVILLE JAGUARS (2-2)	7	3	0	10	0	20
NEW YORK JETS (2-2)	7	3	10	0	3	23

Despite several chances to finish with a win, the Jaguars forced overtime before falling to the Jets, 23-20. The Jets rushed for 256 yards, highlighted by 75- and 69-yard touchdown runs by **Bilal Powell** and **Elijah McGuire**. The game began the same as the Jaguars' first three – with the defense forcing a 3-and-out and the offense scoring on its first drive. But right after **Leonard Fournette** opened the scoring with a 10-yard touchdown reception, Powell burst through the Jacksonville defense, fell down apparently untouched, and continued on his 75-yard run to tie the score at 7-7. In the second quarter the teams exchanged field goals for a 20-20 tie that stood at halftime, but the Jets wasted no time taking their first lead with McGuire's 69-yard touchdown run coming on their second play of the second half. Late in the third quarter a Bortles pass was deflected and picked off by **Kony Ealy** at the Jacksonville 16, and he rumbled to the 7 before being brought down by Bortles. The defense held, however, forcing a 26-yard **Chandler Catanzaro** field goal for a 20-10 Jets lead with 34 seconds left in the period. A 52-yard field goal try by **Jason Myers** missed, but on the Jets' ensuing possession **Myles Jack** alertly picked up a lateral pass and raced 81 yards for his first NFL touchdown, getting the Jaguars within three at 20-17. Two possessions later the Jaguars defense again made a play when **A.J. Bouye** intercepted **Josh McCown** at the New York 35. Fournett's 23-yard touchdown catch-and-run was nullified by a holding penalty, but the Jaguars still advanced to the New York 4-yard line before being forced to settle for a 22-yard game-tying field goal with 49 seconds remaining in regulation. In overtime both teams punted on their first two possessions. The Jaguars' third series began at their own 3 after a 70-yard punt and a penalty, and when they were forced to punt the ball back to New York, the Jets got possession at the Jacksonville 25-yard line following another penalty. From there it took just four plays for Catanzaro to kick the 41-yard game-winner with 32 seconds left in overtime. Fournette led the Jaguars in rushing and receiving with 145 combined yards. The Jets' 256 rushing yards marked the 3rd-most ever allowed by a Jaguars defense, topped only by Tennessee's 305 (11/1/09) and 282 (9/9/07).

Team	Q	Time	Scoring Play	Drive Info
Jax	1	8:02	L. Fournette 10 yd. pass from B. Bortles (Myers kick)	10-61, 5:15
NYJ	1	7:49	B. Powell 75 yd. run (Catanzaro kick)	1-75, 0:13
Jax	2	5:10	J. Myers 30 yd. Field Goal	9-42, 3:59
NYJ	2	1:11	C. Catanzaro 45 yd. Field Goal	9-42, 3:59
NYJ	3	10:02	E. McGuire 69 yd. run (Catanzaro kick)	2-82, 0:47
NYJ	3	0:34	C. Catanzaro 29 yd. Field Goal	4--1, 1:31
Jax	4	10:20	M. Jack 81 yd. fumble return (Myers kick)	8-31, 2:33
Jax	4	0:46	J. Myers 22 yd. Field Goal	4-2, 1:10
NYJ	5	0:28	C. Catanzaro 41 yd. Field Goal	

Team Statistics

	Jaguars	Jets
First Downs (Run-Pass-Pen)	20 (9-8-3)	18 (6-12-0)
Total Yards-Plays-Avg.	311-75-4.1	471-69-6.8
Rushing Yards-Attempts-Avg.	175-39-4.5	256-32-8.0
Net Yards Passing (Sacked-Yds)	136 (1-4)	215 (5-40)
Att-Comp-Int	35-15-1	32-23-1
Third Down Conversions (%)	4-15 (27%)	6-17 (35%)
Fourth Down Conversions (%)	0-0 (0%)	1-1 (100%)
Punts-Avg.	8-45.1	6-43.7
Fumbles-Lost	0-0	3-1
Penalties-Yards	6-47	10-70
Time of Possession	35:08	34:24

Individual Statistics

Jets Rushing: B. Powell 21-163, E. McGuire 10-93, J. McCown 1-0
Jaguars Rushing: L. Fournette 24-86, C. Ivory 9-42, B. Bortles 4-38, C. Grant 2-9

Jets Passing: J. McCown 22-31-244 (INT)
Jaguars Passing: B. Bortles 15-35-140 (TD, INT)

Jets Receiving: J. Kerley 5-7, A. Seferian-Jenkins 4-46, B. Powell 4-27, J. Kearse 4-17, R. Anderson 3-59, E. McGuire 2-38, M. Williams 1-31
Jaguars Receiving: L. Fournette 4-59, A. Hurns 4-42, M. Lee 2-18, T. Bohanon 2-14, K. Cole 1-10, C. Ivory 1-2

Sacks: Jets 1.0 (D. Bass)
Sacks: Jaguars 5.0 (Ngakoue 2.0, Campbell 1.0, Church 1.0, Fowler 1.0)

Interceptions: Jets 1 (K. Ealy)
Interceptions: Jaguars 1 (A. Bouye)

Paid Attendance: 77,562 **Time:** 3:33 **Temperature:** 64 degrees

GAME SUMMARIES



WEEK 5 AT PITTSBURGH

Oct. 8, 2017 at Heinz Field

	1	2	3	4	OT	Final
JACKSONVILLE JAGUARS (3-2)	0	7	13	10	-	30
PITTSBURGH STEELERS (3-2)	3	3	3	0	-	9

Posting their most impressive win of the short season, the Jaguars rode an opportunistic defense and a strong running game to dominate the Steelers at Heinz Field, 30-9, taking sole possession of first place in the AFC South. Jacksonville's 231 rushing yards, its most since 2010, were led by **Leonard Fournette's** 181 yards and two touchdowns including a 90-yard game-clincher with 1:47 remaining. **Blake Bortles** threw just 14 passes on the day including only one in the second half. The halftime score stood at 7-6 with the Jaguars getting a two-yard dive by Fournette while the Steelers settled for two field goals. Pittsburgh took a 9-7 lead on its best drive of the day at the start of the third quarter, marching 73 yards in 14 plays, but was forced to settle for a field goal for the third time in three red zone trips despite a first-and-goal at the Jacksonville five-yard line. From there it was all Jacksonville, as the defense contributed four interceptions of **Ben Roethlisberger** in the second half with two returned for touchdowns – **Telvin Smith** for 28 yards and **Barry Church** for 51 – to give the Jaguars a 20-9 third-quarter lead. In the third quarter alone the Jaguars outscored Pittsburgh 14-3 despite a possession time of just 1:32 and three offensive plays to the Steelers' 31 plays and 13:28 possession time. In the fourth quarter **Jason Myers'** 47-yard field goal extended the lead to 14 points at 23-9 on a 13-play, 67-yard drive in which the Jaguars ran on every play. The Steelers' next two possessions ended on interceptions by **Tashaun Gipson** in Jacksonville territory, giving the unit a team-record five interceptions on the day. Through five games the Jaguars led the NFL in rushing offense, averaging 165.2 yards per game, and turnover margin at +10. The defense ranked first in the league in sacks with 20 and in interceptions with 10.

Team	Q	Time	Scoring Play	Drive Info
Pit	1	10:17	C. Boswell 29 yd. Field Goal	7-61, 3:06
Jax	2	12:19	L. Fournette 2 yd. run (Myers kick)	8-47, 4:05
Pit	2	0:03	C. Boswell 34 yd. Field Goal	6-45, 0:38
Pit	3	8:54	C. Boswell 20 yd. Field Goal	14-73, 6:06
Jax	3	6:38	T. Smith 28 yd. interception return (kick failed)	
Jax	3	3:59	B. Church 51 yd. interception return (Myers kick)	
Jax	4	6:43	J. Myers 47 yd. Field Goal	13-67, 8:07
Jax	4	1:47	L. Fournette 90 yd. run (Myers kick)	3-98, 1:29

Team Statistics

	Jaguars	Steelers
First Downs (Run-Pass-Pen).....	15 (10-5-0).....	21 (5-16-0)
Total Yards-Plays-Avg.	313-53-5.9	371-77-4.8
Rushing Yards-Attempts-Avg.....	231-37-6.2	70-20-3.5
Net Yards Passing (Sacked-Yds)	82 (2-13)	301 (2-11)
Att-Comp-Int	14-8-1	55-33-5
Third Down Conversions (%).....	6-12 (50%)	7-15 (47%)
Fourth Down Conversions (%).....	0-0 (0%)	0-0 (0%)
Punts-Avg.	5-38.0.....	3-44.7
Fumbles-Lost	0-0	1-0
Penalties-Yards.....	4-19	5-37
Time of Possession	28:52	31:08

Individual Statistics

Steelers Rushing: L. Bell 15-47, M. Bryant 1-13, J. Conner 3-9, B. Roethlisberger 1-1

Jaguars Rushing: L. Fournette 28-181, C. Ivory 8-41, B. Bortles 1-9

Steelers Passing: B. Roethlisberger 33-55-312 (5 INTs)

Jaguars Passing: B. Bortles 8-14-95 (INT)

Steelers Receiving: A. Brown 10-157, L. Bell 10-46, M. Bryant 5-21, J. Smith-Schuster 4-58, J. James 3-24, J. Hunter 1-6

Jaguars Receiving: M. Lee 2-49, A. Hurns 2-21, M. Lewis 1-14, M. McCaffery 1-4, K. Cole 1-4

Sacks: Steelers 2.0 (T. Watt 1.0, V. Williams 1.0)

Sacks: Jaguars 2.0 (D. Fowler 1.0, C. Campbell 0.5, A. Jones 0.5)

Interceptions: Steelers 1 (R. Shazier)

Interceptions: Jaguars 5 (A. Bouye, B. Church, T. Gipson (2), J. Ramsey, T. Smith)

Paid Attendance: 66,237

Time: 3:01

Temperature: 73 degrees

National Football League Game Summary

NFL Copyright © 2017 by The National Football League. All rights reserved. This summary and play-by-play is for the express purpose of assisting media in their coverage of the game; any other use of this material is prohibited without the written permission of the National Football League. Updated: 10/9/2017

Date: Sunday, 10/8/2017

Jacksonville Jaguars at Pittsburgh Steelers

at Heinz Field, Pittsburgh

Start Time: 1:02 PM EDT

Game Day Weather

Game Weather: Cloudy
Played Outdoors on Turf: Grass

Temp: 73° F (22.8° C) Humidity: 80%, Wind: From SW 9 mph
Outdoor Weather: Cloudy, Wind Chill: 73

Officials

Referee: Parry, John (132)	Umpire: Pellis, Mark (131)	Down Judge: Spanier, Michael (90)
Line Judge: Seeman, Jeff (45)	Field Judge: Meslow, David (118)	Side Judge: Washington, Keith (7)
Back Judge: Paganelli, Perry (46)	Replay Official: Oldham, James (0)	

Lineups

Jacksonville Jaguars			Pittsburgh Steelers		
Offense		Defense	Offense		Defense
WR 11 M.Lee		DE 91 Y.Ngakoue	WR 84 A.Brown		LDE 97 C.Heyward
LT 74 C.Robinson		NT 95 A.Jones	LT 78 A.Villanueva		NT 79 J.Hargrave
LG 77 P.Omameh		DT 97 M.Jackson	LG 73 R.Foster		RDE 91 S.Tuitt
C 69 T.Shatley		DE 93 C.Campbell	C 53 M.Pouncey		LOLB 48 B.Dupree
RG 60 A.Cann		WLB 50 T.Smith	RG 66 D.DeCastro		LILB 50 R.Shazier
RT 78 J.Parnell		MLB 51 P.Posluszny	RT 74 C.Hubbard		RILB 98 V.Williams
TE 89 M.Lewis		SLB 44 M.Jack	TE 81 J.James		ROLB 90 T.Watt
WR 88 A.Hurns		LCB 20 J.Ramsey	WR 10 M.Bryant		LCB 21 J.Haden
QB 5 B.Bortles		FS 39 T.Gipson	TE 89 V.McDonald		FS 23 M.Mitchell
RB 27 L.Fournette		SS 42 B.Church	RB 26 L.Bell		SS 28 S.Davis
FB 40 T.Bohanon		RCB 21 A.Bouye	QB 7 B.Roethlisberger		RCB 25 A.Burns

Substitutions

K 2 J.Myers, P 3 B.Nortman, WR 17 A.Benn, WR 19 M.McCaffrey, CB 22 A.Colvin, CB 23 T.Patmon, S 25 P.Thompson, CB 29 L.Pitts, RB 30 C.Grant, CB 31 J.Myrick, RB 33 C.Ivory, LS 43 M.Overton, LB 52 D.Payne, LB 53 B.Brown, DE 56 D.Fowler, OL 72 J.Wells, TE 80 J.O'Shaughnessy, TE 83 B.Koyack, WR 84 K.Cole, DT 92 S.Day, DE 94 D.Smoot, DT 99 E.Ankou

Substitutions

P 4 J.Berry, K 9 C.Boswell, WR 11 J.Hunter, WR 19 J.Smith-Schuster, DB 20 R.Golden, CB 22 W.Gay, DB 24 C.Sensabaugh, DB 27 J.Wilcox, RB 30 J.Conner, CB 31 M.Hilton, RB 39 T.Watson, LB 44 T.Matakevich, RB 45 R.Nix, LB 54 L.Fort, ILB 55 A.Moats, OLB 56 A.Chickillo, LS 57 K.Canaday, C 67 B.Finney, TE 85 X.Grimble, WR 88 D.Heyward-Bey, DT 94 T.Alualu, DE 96 L.Walton

Did Not Play

QB 7 C.Henne, G 64 C.Reed

Did Not Play

QB 3 L.Jones, T 71 M.Feiler

Not Active

WR 10 J.Strong, RB 24 T.Yeldon, S 26 J.Wilson, LB 55 L.McCray, OL 65 B.Linder, OL 73 J.Walker, OL 75 W.Poehls

Not Active

QB 5 J.Dobbs, WR 17 E.Rogers, DB 29 B.Allen, T 65 J.Hawkins, OT 77 M.Gilbert, OLB 92 J.Harrison, DT 93 D.McCullers

Field Goals (made () & missed)

J.Myers	(47)	C.Boswell	(29) (34) (20)
		1	2
VISITOR:	Jacksonville Jaguars	0	7
HOME:	Pittsburgh Steelers	3	3
		3	4
		OT	Total
		0	30
		0	9

Scoring Plays

Team	Qtr	Time	Play Description (Extra Point) (Drive Info)	Visitor	Home
Steelers	1	10:17	C.Boswell 29 yd. Field Goal (7-61, 3:06)	0	3
Jaguars	2	12:19	L.Fournette 2 yd. run (J.Myers kick) (8-47, 4:05)	7	3
Steelers	2	0:03	C.Boswell 34 yd. Field Goal (6-45, 0:38)	7	6
Steelers	3	8:54	C.Boswell 20 yd. Field Goal (14-73, 6:06)	7	9
Jaguars	3	6:38	T.Smith 28 yd. interception return (kick failed, wl)	13	9
Jaguars	3	3:59	B.Church 51 yd. interception return (J.Myers kick)	20	9
Jaguars	4	6:43	J.Myers 47 yd. Field Goal (13-67, 8:07)	23	9
Jaguars	4	1:47	L.Fournette 90 yd. run (J.Myers kick) (3-98, 1:29)	30	9

Paid Attendance: 66,237

Time: 3:01

Jacksonville Jaguars vs Pittsburgh Steelers
10/8/2017 at Heinz Field

Final Team Statistics

	Visitor Jaguars	Home Steelers
TOTAL FIRST DOWNS	15	21
By Rushing	10	5
By Passing	5	16
By Penalty	0	0
THIRD DOWN EFFICIENCY	6-12-50%	7-15-47%
FOURTH DOWN EFFICIENCY	0-0-0%	0-0-0%
TOTAL NET YARDS	313	371
Total Offensive Plays (inc. times thrown passing)	53	77
Average gain per offensive play	5.9	4.8
NET YARDS RUSHING	231	70
Total Rushing Plays	37	20
Average gain per rushing play	6.2	3.5
Tackles for a loss-number and yards	2-6	3-8
NET YARDS PASSING	82	301
Times thrown - yards lost attempting to pass	2-13	2-11
Gross yards passing	95	312
PASS ATTEMPTS-COMPLETIONS-HAD INTERCEPTED	14-8-1	55-33-5
Avg gain per pass play (inc.# thrown passing)	5.1	5.3
KICKOFFS Number-In End Zone-Touchbacks	6-4-4	4-3-3
PUNTS Number and Average	5-38.0	3-44.7
Had Blocked	0	0
FGs - PATs Had Blocked	0-0	0-0
Net Punting Average	38.0	44.7
TOTAL RETURN YARDAGE (Not Including Kickoffs)	103	0
No. and Yards Punt Returns	0-0	1-0
No. and Yards Kickoff Returns	1-14	2-14
No. and Yards Interception Returns	5-103	1-0
PENALTIES Number and Yards	4-19	5-37
FUMBLES Number and Lost	0-0	0-0
TOUCHDOWNS	4	0
Rushing	2	0
Passing	0	0
Interceptions	2	0
EXTRA POINTS Made-Attempts	3-4	0-0
Kicking Made-Attempts	3-4	0-0
FIELD GOALS Made-Attempts	1-1	3-3
RED ZONE EFFICIENCY	1-1-100%	0-3-0%
GOAL TO GO EFFICIENCY	1-1-100%	0-1-0%
SAFETIES	0	0
FINAL SCORE	30	9
TIME OF POSSESSION	28:52	31:08

Jacksonville Jaguars vs Pittsburgh Steelers
10/8/2017 at Heinz Field

Ball Possession And Drive Chart

Jacksonville Jaguars

#	Time Recd	Time Lost	Time Poss	How Ball Obtained	Drive Began	# Play	Yds Gain	Yds Pen	Net Yds	1st Down	Last Scrm	How Given Up
1	15:00	13:23	1:37	Kickoff	JAX 25	3	5	0	5	0	JAX 30	Punt
2	10:17	7:21	2:56	Kickoff	JAX 25	6	36	0	36	1	PIT 39	Punt
3	1:24	12:19	4:05	Interception	PIT 47	8	47	0	47	4	* PIT 2	Touchdown
4	9:27	1:51	7:36	Punt	JAX 8	13	53	-4	49	4	PIT 43	Punt
5	1:06	0:41	0:25	Punt	PIT 48	2	3	0	3	0	PIT 45	Interception
6	0:03	0:00	0:03	Kickoff		0	0	0	0	0		End of Half
7	8:54	7:22	1:32	Kickoff	JAX 25	3	0	0	0	0	JAX 25	Punt
8	14:50	6:43	8:07	Punt	JAX 4	13	67	0	67	5	PIT 29	Field Goal
9	5:30	4:28	1:02	Interception	JAX 44	3	9	0	9	0	PIT 47	Punt
10	3:16	1:47	1:29	Interception	JAX 2	3	93	5	98	1	JAX 10	Touchdown

(238) Average JAX 26

Pittsburgh Steelers

#	Time Recd	Time Lost	Time Poss	How Ball Obtained	Drive Began	# Play	Yds Gain	Yds Pen	Net Yds	1st Down	Last Scrm	How Given Up
1	13:23	10:17	3:06	Punt	PIT 28	7	61	0	61	2	* JAX 11	Field Goal
2	7:21	1:24	5:57	Punt	PIT 4	11	54	-12	42	3	PIT 46	Interception
3	12:19	9:27	2:52	Kickoff	PIT 18	4	20	0	20	1	PIT 38	Punt
4	1:51	1:06	0:45	Punt	PIT 5	6	14	0	14	1	PIT 19	Punt
5	0:41	0:03	0:38	Interception	PIT 39	6	45	0	45	2	* JAX 16	Field Goal
6	15:00	8:54	6:06	Kickoff	PIT 25	14	63	10	73	5	* JAX 2	Field Goal
7	7:22	6:38	0:44	Punt	PIT 23	2	-1	0	-1	0	PIT 22	Interception
8	6:38	3:59	2:39	Kickoff	PIT 25	6	9	0	9	1	PIT 34	Interception
9	3:59	14:50	4:09	Kickoff	PIT 25	9	20	0	20	2	PIT 45	Punt
10	6:43	5:30	1:13	Kickoff	PIT 25	5	13	0	13	1	PIT 38	Interception
11	4:28	3:16	1:12	Punt	PIT 14	7	64	-10	54	3	JAX 32	Interception
12	1:47	0:00	1:47	Kickoff	PIT 30	3	9	0	9	0	PIT 36	End of Game

(261) Average PIT 22

* inside opponent's 20

Time of Possession by Quarter		1st	2nd	3rd	4th	OT	Total
Visitor	Jacksonville Jaguars	5:57	10:45	1:32	10:38		28:52
Home	Pittsburgh Steelers	9:03	4:15	13:28	4:22		31:08
Kickoff Drive No.-Start Average		Jaguars: 3 - JAX 25			Steelers: 6 - PIT 25		

Jacksonville Jaguars vs Pittsburgh Steelers
10/8/2017 at Heinz Field

Final Defensive Statistics

Jacksonville Jaguars	Regular Defensive Plays											Special Teams					Misc			
	TKL	AST	COMB	SK	/ YDS	TFL	Q	IN	PD	FF	FR	TKL	AST	FF	FR	BL	TKL	AST	FF	FR
A.Colvin	9	1	10	0	0	2	0	0	0	0	0	0	0	0	0	0	0	0	0	0
T.Smith	6	4	10	0	0	2	0	1	1	0	0	0	0	0	0	0	0	0	0	0
M.Jack	5	4	9	0	0	0	0	0	0	0	0	0	0	0	0	0	0	0	0	0
J.Ramsey	7	0	7	0	0	0	0	1	4	0	0	0	0	0	0	0	0	0	0	0
T.Gipson	5	1	6	0	0	0	0	2	2	0	0	0	0	0	0	0	0	0	0	0
A.Jones	2	3	5	0.5	3.5	0	1	0	3	0	0	0	0	0	0	0	0	0	0	0
B.Church	2	2	4	0	0	0	0	1	1	0	0	1	0	0	0	0	0	0	0	0
C.Campbell	1	3	4	0.5	3.5	0	2	0	0	0	0	0	0	0	0	0	0	0	0	0
E.Ankou	1	3	4	0	0	0	0	0	0	0	0	0	0	0	0	0	0	0	0	0
A.Bouye	3	0	3	0	0	0	0	0	1	0	0	0	0	0	0	0	0	0	0	0
D.Smoot	1	1	2	0	0	1	0	0	0	0	0	0	0	0	0	0	0	0	0	0
D.Fowler	1	0	1	1	4	1	1	0	0	0	0	0	0	0	0	0	0	0	0	0
P.Posluszny	1	0	1	0	0	0	1	0	0	0	0	0	0	0	0	0	0	0	0	0
Y.Ngakoue	0	1	1	0	0	0	0	0	0	0	0	0	0	0	0	0	0	0	0	0
P.Thompson	0	1	1	0	0	0	0	0	0	0	0	0	0	0	0	0	0	0	0	0
J.O'Shaughnessy	0	0	0	0	0	0	0	0	0	0	0	1	0	0	0	0	1	0	0	0
C.Grant	0	0	0	0	0	0	0	0	0	0	0	1	0	0	0	0	0	0	0	0
Total	44	24	68	2	11	6	5	5	12	0	0	3	0	0	0	0	1	0	0	0

TKL = Tackle AST = Assist COMB = Combined QH=QB Hit IN = Interception PD = Pass Defense FF = Forced Fumble FR = Fumble Recovery

Pittsburgh Steelers	Regular Defensive Plays											Special Teams					Misc			
	TKL	AST	COMB	SK	/ YDS	TFL	QH	IN	PD	FF	FR	TKL	AST	FF	FR	BL	TKL	AST	FF	FR
J.Hargrave	4	6	10	0	0	0	0	0	0	0	0	0	0	0	0	0	0	0	0	0
M.Mitchell	4	5	9	0	0	0	0	0	0	0	0	0	0	0	0	0	0	0	0	0
V.Williams	6	2	8	1	10	1	2	0	0	0	0	0	0	0	0	0	0	0	0	0
R.Shazier	5	3	8	0	0	0	0	1	1	0	0	0	0	0	0	0	0	0	0	0
T.Watt	5	1	6	1	3	2	1	0	0	0	0	0	0	0	0	0	0	0	0	0
S.Davis	3	2	5	0	0	1	1	0	0	0	0	0	0	0	0	0	0	0	0	0
T.Alualu	2	2	4	0	0	0	0	0	0	0	0	0	0	0	0	0	0	0	0	0
S.Tuitt	2	0	2	0	0	0	0	0	0	0	0	0	0	0	0	0	0	0	0	0
A.Burns	2	0	2	0	0	0	0	0	0	0	0	0	0	0	0	0	0	0	0	0
C.Heyward	1	1	2	0	0	0	1	0	0	0	0	0	0	0	0	0	0	0	0	0
J.Wilcox	1	1	2	0	0	0	0	0	0	0	0	0	0	0	0	0	0	0	0	0
M.Hilton	1	0	1	0	0	0	0	0	0	0	0	0	1	0	0	0	0	0	0	0
W.Gay	1	0	1	0	0	0	0	0	0	0	0	0	0	0	0	0	0	0	0	0
R.Golden	1	0	1	0	0	0	0	0	0	0	0	0	0	0	0	0	0	0	0	0
B.Dupree	0	1	1	0	0	0	0	0	0	0	0	0	0	0	0	0	0	0	0	0
T.Matakevich	0	0	0	0	0	0	0	0	0	0	0	0	1	0	0	0	0	0	0	0
J.Smith-Schuster	0	0	0	0	0	0	0	0	0	0	0	0	0	0	0	0	2	0	0	0
Total	38	24	62	2	13	4	5	1	1	0	0	0	2	0	0	0	2	0	0	0

First Quarter

10/8/2017

Play By Play

PIT wins the coin toss and elects to defer. JAX elects to Receive, and PIT elects to defend the north goal.

C.Boswell kicks 65 yards from PIT 35 to end zone, Touchback.

Jacksonville Jaguars at 15:00

- 1-10-JAX 25 (15:00) L.Fournette up the middle to JAX 28 for 3 yards (V.Williams, M.Mitchell).
- 2-7-JAX 28 (14:14) L.Fournette up the middle to JAX 30 for 2 yards (T.Watt).
- 3-5-JAX 30 (13:34) (Shotgun) B.Bortles pass incomplete short right to A.Hurns. Coverage by 31-Hilton.
- 4-5-JAX 30 (13:30) (Punt formation) B.Nortman punts 42 yards to PIT 28, Center-M.Overton, fair catch by A.Brown.

Pittsburgh Steelers at 13:23

- 1-10-PIT 28 (13:23) B.Roethlisberger pass deep right to A.Brown to JAX 23 for 49 yards (J.Ramsey). P1
- 1-10-JAX 23 (12:35) (Shotgun) B.Roethlisberger pass incomplete short right to V.McDonald. Pressure 93-Campbell.
- 2-10-JAX 23 (12:32) B.Finney reported in as eligible. L.Bell left guard to JAX 13 for 10 yards (A.Jones). R2
- 1-10-JAX 13 (11:50) L.Bell up the middle to JAX 9 for 4 yards (B.Church).
- 2-6-JAX 9 (11:08) L.Bell left end to JAX 11 for -2 yards (T.Smith).
- 3-8-JAX 11 (10:27) (Shotgun) B.Roethlisberger pass incomplete short right to M.Bryant. Coverage 21-Bouye.
- 4-8-JAX 11 (10:21) (Field Goal formation) C.Boswell 29 yard field goal is GOOD, Center-K.Canaday, Holder-J.Berry.

JAX 0 PIT 3, 7 plays, 61 yards, 3:06 drive, 4:43 elapsed

C.Boswell kicks 65 yards from PIT 35 to end zone, Touchback.

Jacksonville Jaguars at 10:17

- 1-10-JAX 25 (10:17) B.Bortles pass short left to L.Fournette to JAX 28 for 3 yards (M.Mitchell).
- 2-7-JAX 28 (9:47) L.Fournette right tackle to JAX 28 for no gain (R.Shazier; J.Hargrave).
- 3-7-JAX 28 (9:05) (Shotgun) B.Bortles pass deep left to M.Lee to PIT 41 for 31 yards (R.Shazier; J.Wilcox) [S.Davis]. P1
- 1-10-PIT 41 (8:17) (Shotgun) B.Bortles pass incomplete short middle to M.Lewis. Coverage by 98-Williams.
- 2-10-PIT 41 (8:13) (Shotgun) L.Fournette up the middle to PIT 39 for 2 yards (T.Alualu).
- 3-8-PIT 39 (7:35) (Shotgun) B.Bortles pass incomplete deep right to M.Lee. Coverage by 21-Haden.
- 4-8-PIT 39 (7:31) (Punt formation) B.Nortman punts 35 yards to PIT 4, Center-M.Overton, downed by JAX-D.Payne.

Pittsburgh Steelers at 7:21

- 1-10-PIT 4 (7:21) *PENALTY on PIT-M.Bryant, False Start, 2 yards, enforced at PIT 4 - No Play.*
- 1-12-PIT 2 (7:21) B.Finney reported in as eligible. L.Bell left guard to PIT 2 for no gain (C.Campbell, A.Jones).
- 2-12-PIT 2 (6:46) B.Roethlisberger pass short middle to L.Bell to PIT 10 for 8 yards (T.Smith).
- 3-4-PIT 10 (5:59) (Shotgun) B.Roethlisberger pass short middle to L.Bell to PIT 16 for 6 yards (A.Colvin). P3
- 1-10-PIT 16 (5:19) B.Roethlisberger scrambles right end pushed ob at PIT 17 for 1 yard (A.Jones).
- 2-9-PIT 17 (4:38) L.Bell left tackle to PIT 30 for 13 yards (T.Smith, C.Campbell). R4
- 1-10-PIT 30 (4:05) (No Huddle) L.Bell left guard to PIT 30 for no gain (E.Ankou; Y.Ngakoue).
- 2-10-PIT 30 (3:29) (Shotgun) M.Bryant right end to PIT 43 for 13 yards (A.Bouye). Reverse from 26-Bell.
PENALTY on PIT-A.Brown, Offensive Holding, 10 yards, enforced at PIT 43.
- 2-7-PIT 33 (3:29) B.Roethlisberger pass short left to L.Bell to PIT 37 for 4 yards (M.Jack).
- 3-3-PIT 37 (2:19) (Shotgun) B.Roethlisberger pass short middle to L.Bell to PIT 46 for 9 yards (A.Bouye). P5
- 1-10-PIT 46 (1:37) B.Finney reported in as eligible. B.Roethlisberger pass incomplete short right to J.Conner (A.Jones).
- 2-10-PIT 46 (1:33) B.Roethlisberger pass deep middle intended for V.McDonald INTERCEPTED by J.Ramsey [P.Posluszny] at JAX 38. J.Ramsey ran ob at PIT 47 for 15 yards.
The Replay Official reviewed the runner was not down by contact ruling, and the play was Upheld. The ruling on the field stands.

Jacksonville Jaguars at 1:24

- 1-10-PIT 47 (1:24) L.Fournette up the middle to PIT 47 for no gain (S.Tuitt).
- 2-10-PIT 47 (:48) (Shotgun) B.Bortles pass short middle to A.Hurns to PIT 29 for 18 yards (V.Williams; M.Mitchell). P2
- 1-10-PIT 29 (:12) L.Fournette up the middle to PIT 17 for 12 yards (M.Mitchell). R3

END OF QUARTER

	Score	Time Poss	First Downs				Efficiencies	
			R	P	X	T	3 Down	4 Down
Jacksonville Jaguars	0	5:57	1	2	0	3	1/3	0/0
Pittsburgh Steelers	3	9:03	2	3	0	5	2/3	0/0

Second Quarter

10/8/2017

Play By Play

Jacksonville Jaguars continued.

<u>1-10-PIT 17</u>	(15:00) L.Fournette left guard to PIT 13 for 4 yards (S.Davis, V.Williams).	
2-6-PIT 13	(14:24) L.Fournette right tackle to PIT 9 for 4 yards (C.Heyward, M.Mitchell).	
3-2-PIT 9	(13:42) (Shotgun) L.Fournette up the middle to PIT 4 for 5 yards (V.Williams).	R4
<u>1-4-PIT 4</u>	(13:00) (Shotgun) C.Ivory up the middle to PIT 2 for 2 yards (R.Shazier).	
2-2-PIT 2	(12:23) J.Wells reported in as eligible. L.Fournette up the middle for 2 yards, TOUCHDOWN.	R5
	<i>Penalty on PIT-B.Dupree, Defensive Offside, declined.</i>	
	J.Myers extra point is GOOD, Center-M.Overton, Holder-B.Nortman.	

JAX 7 PIT 3, 8 plays, 47 yards, 4:05 drive, 2:41 elapsed

J.Myers kicks 56 yards from JAX 35 to PIT 9. J.Smith-Schuster pushed ob at PIT 18 for 9 yards (B.Church).

Pittsburgh Steelers at 12:19, (1st play from scrimmage 12:12)

1-10-PIT 18	(12:12) (Shotgun) B.Roethlisberger pass short right to A.Brown to PIT 33 for 15 yards (J.Ramsey, M.Jack).	P6
<u>1-10-PIT 33</u>	(11:31) L.Bell left guard to PIT 35 for 2 yards (T.Smith).	
2-8-PIT 35	(10:55) L.Bell up the middle to PIT 36 for 1 yard (P.Thompson; T.Smith).	
3-7-PIT 36	(10:09) (Shotgun) B.Roethlisberger pass short middle to M.Bryant to PIT 38 for 2 yards (A.Colvin).	
4-5-PIT 38	(9:31) (Punt formation) J.Berry punts 54 yards to JAX 8, Center-K.Canaday, fair catch by M.McCaffrey.	

Jacksonville Jaguars at 9:27

1-10-JAX 8	(9:27) <i>PENALTY on JAX-C.Robinson, False Start, 4 yards, enforced at JAX 8 - No Play.</i>	
1-14-JAX 4	(9:27) L.Fournette left tackle to JAX 6 for 2 yards (J.Hargrave).	
2-12-JAX 6	(8:50) L.Fournette left guard to JAX 9 for 3 yards (V.Williams).	
3-9-JAX 9	(8:07) (Shotgun) B.Bortles scrambles left guard to JAX 18 for 9 yards (R.Shazier).	R6
<u>1-10-JAX 18</u>	(7:23) L.Fournette left guard to JAX 16 for -2 yards (T.Watt).	
2-12-JAX 16	(6:44) B.Bortles pass short left to M.Lewis to JAX 30 for 14 yards (C.Heyward; S.Davis).	P7
<u>1-10-JAX 30</u>	(5:55) B.Bortles pass short left to M.McCaffrey to JAX 34 for 4 yards (J.Hargrave; M.Mitchell) [V.Williams].	
2-6-JAX 34	(5:19) L.Fournette right guard to JAX 36 for 2 yards (J.Wilcox, J.Hargrave).	
3-4-JAX 36	(4:40) (Shotgun) B.Bortles pass short left to K.Cole to JAX 40 for 4 yards (A.Burns). Pittsburgh challenged the first down ruling, and the play was Upheld. The ruling on the field stands. (Timeout #1.)	P8
<u>1-10-JAX 40</u>	(4:10) (Shotgun) B.Bortles pass incomplete short right to C.Grant. Coverage by 50-Shazier.	
2-10-JAX 40	(4:07) (Shotgun) B.Bortles pass short left to M.Lee to PIT 42 for 18 yards (M.Mitchell; T.Watt).	P9
<u>1-10-PIT 42</u>	(3:26) (Shotgun) B.Bortles sacked at JAX 48 for -10 yards (V.Williams).	
2-20-JAX 48	(2:44) (Shotgun) C.Ivory up the middle to JAX 49 for 1 yard (S.Davis). Timeout #2 by PIT at 02:20.	
3-19-JAX 49	(2:20) (Shotgun) C.Ivory left tackle to PIT 43 for 8 yards (W.Gay, R.Shazier).	

Two-Minute Warning

4-11-PIT 43	(2:00) (Punt formation) B.Nortman punts 38 yards to PIT 5, Center-M.Overton, out of bounds.
-------------	---

Pittsburgh Steelers at 1:51

1-10-PIT 5	(1:51) (Shotgun) B.Roethlisberger pass incomplete deep left to M.Bryant.	
2-10-PIT 5	(1:45) L.Bell up the middle to PIT 5 for no gain (C.Campbell; T.Smith). Timeout #1 by JAX at 01:40.	
3-10-PIT 5	(1:40) (Shotgun) B.Roethlisberger pass short right to A.Brown pushed ob at PIT 15 for 10 yards (A.Colvin).	P7
<u>1-10-PIT 15</u>	(1:35) (No Huddle, Shotgun) B.Roethlisberger pass short right to L.Bell to PIT 19 for 4 yards (J.Ramsey).	
2-6-PIT 19	(1:27) (No Huddle, Shotgun) B.Roethlisberger pass incomplete short right to M.Bryant (J.Ramsey).	
3-6-PIT 19	(1:20) (No Huddle, Shotgun) B.Roethlisberger pass incomplete short right to J.Smith-Schuster (J.Ramsey).	
4-6-PIT 19	(1:16) (Punt formation) J.Berry punts 29 yards to PIT 48, Center-K.Canaday, out of bounds.	

Jacksonville Jaguars at 1:06

1-10-PIT 48	(1:06) (Shotgun) B.Bortles pass short left to A.Hurns to PIT 45 for 3 yards (A.Burns).	
2-7-PIT 45	(:45) (No Huddle, Shotgun) B.Bortles pass short right intended for J.O'Shaughnessy INTERCEPTED by R.Shazier at PIT 39. R.Shazier to PIT 39 for no gain (J.O'Shaughnessy). The Replay Official reviewed the pass interception ruling, and the play was Upheld. The ruling on the field was confirmed.	

Pittsburgh Steelers at 0:41

1-10-PIT 39	(:41) (Shotgun) B.Roethlisberger pass deep right to J.Smith-Schuster to JAX 40 for 21 yards (T.Gipson).	P8
<u>1-10-JAX 40</u>	(:33) (No Huddle) B.Roethlisberger spiked the ball to stop the clock.	

Jacksonville Jaguars vs Pittsburgh Steelers at Heinz Field

2-10-JAX 40 (:26) (Shotgun) B.Roethlisberger pass short right to A.Brown to JAX 17 for 23 yards (A.Colvin).

Timeout #3 by PIT at 00:18.

1-10-JAX 17 (:18) (Shotgun) B.Roethlisberger pass short right to L.Bell to JAX 16 for 1 yard (A.Colvin).

2-9-JAX 16 (:11) (Shotgun) B.Roethlisberger pass incomplete deep left to A.Brown.

3-9-JAX 16 **(:04) (Field Goal formation) C.Boswell 34 yard field goal is GOOD, Center-K.Canaday, Holder-J.Berry.**

JAX 7 PIT 6, 6 plays, 45 yards, 0:38 drive, 14:57 elapsed
--

C.Boswell kicks 45 yards from PIT 35 to JAX 20. T.Bohanon to JAX 34 for 14 yards (T.Matakevich; M.Hilton).

END OF QUARTER

	Score	Time Poss	First Downs				Efficiencies	
			R	P	X	T	3 Down	4 Down
Jacksonville Jaguars	7	10:45	3	3	0	6	3/4	0/0
Pittsburgh Steelers	6	4:15	0	4	0	4	1/3	0/0

Third Quarter

10/8/2017

Play By Play

PIT elects to Receive, and JAX elects to defend the South goal.

J.Myers kicks 65 yards from JAX 35 to end zone, Touchback.

Pittsburgh Steelers at 15:00

1-10-PIT 25	(15:00) (Shotgun) B.Roethlisberger pass short right to J.James to PIT 30 for 5 yards (A.Colvin; M.Jack).	
2-5-PIT 30	(14:28) (No Huddle, Shotgun) B.Roethlisberger pass short left to L.Bell to PIT 39 for 9 yards (M.Jack).	P10
<u>1-10-PIT 39</u>	(13:52) (No Huddle, Shotgun) B.Roethlisberger pass short right to M.Bryant to PIT 41 for 2 yards (A.Colvin).	
2-8-PIT 41	(13:25) (No Huddle, Shotgun) B.Roethlisberger pass incomplete deep left to A.Brown [C.Campbell]. <i>PENALTY on JAX-C.Campbell, Defensive Offside, 5 yards, enforced at PIT 41 - No Play.</i>	
2-3-PIT 46	(13:20) (Shotgun) L.Bell right guard to JAX 47 for 7 yards (M.Jack; A.Jones).	R11
<u>1-10-JAX 47</u>	(12:39) (Shotgun) B.Roethlisberger pass short left to M.Bryant to JAX 38 for 9 yards (T.Gipson).	
2-1-JAX 38	(12:05) (Shotgun) L.Bell right tackle to JAX 39 for -1 yards (T.Smith). Timeout #1 by JAX at 11:38.	
3-2-JAX 39	(11:38) (Shotgun) B.Roethlisberger pass short right to A.Brown to JAX 35 for 4 yards (J.Ramsey).	P12
<u>1-10-JAX 35</u>	(10:58) (No Huddle, Shotgun) B.Roethlisberger pass incomplete deep right to A.Brown. Coverage 20-Ramsey.	
2-10-JAX 35	(10:50) (No Huddle, Shotgun) B.Roethlisberger pass incomplete short right to M.Bryant. <i>PENALTY on JAX-M.Jackson, Defensive Offside, 5 yards, enforced at JAX 35 - No Play.</i>	
2-5-JAX 30	(10:49) (Shotgun) L.Bell right end to JAX 15 for 15 yards (B.Church).	R13
<u>1-10-JAX 15</u>	(10:16) (Shotgun) B.Roethlisberger pass short middle to J.Smith-Schuster to JAX 5 for 10 yards (T.Smith).	P14
<u>1-5-JAX 5</u>	(9:40) (No Huddle, Shotgun) B.Roethlisberger pass incomplete short right to J.Smith-Schuster.	
2-5-JAX 5	(9:37) (Shotgun) B.Roethlisberger pass short middle to L.Bell to JAX 2 for 3 yards (P.Posluszny).	
3-2-JAX 2	(9:02) (No Huddle, Shotgun) B.Roethlisberger pass incomplete short left to A.Brown.	
4-2-JAX 2	(8:57) (Field Goal formation) C.Boswell 20 yard field goal is GOOD, Center-K.Canaday, Holder-J.Berry.	

JAX 7 PIT 9, 14 plays, 73 yards, 2 penalties, 6:06 drive, 6:06 elapsed

C.Boswell kicks 65 yards from PIT 35 to end zone, Touchback.

Jacksonville Jaguars at 8:54

1-10-JAX 25	(8:54) L.Fournette right tackle to JAX 28 for 3 yards (T.Watt).
2-7-JAX 28	(8:11) B.Bortles pass incomplete deep left to M.Lee [C.Heyward]. Pressure by 50-Shazier, Coverage by 28-Davis.
3-7-JAX 28	(8:05) (Shotgun) B.Bortles sacked at JAX 25 for -3 yards (T.Watt).
4-10-JAX 25	(7:31) (Punt formation) B.Nortman punts 42 yards to PIT 33, Center-M.Overton. A.Brown to PIT 40 for 7 yards (C.Grant). <i>Penalty on PIT-C.Sensabaugh, Offensive Holding, declined.</i> <i>PENALTY on PIT-R.Nix, Offensive Holding, 10 yards, enforced at PIT 33.</i>

Pittsburgh Steelers at 7:22

1-10-PIT 23	(7:22) (Shotgun) B.Roethlisberger pass short left to M.Bryant to PIT 22 for -1 yards (A.Colvin).
2-11-PIT 22	(6:44) (Shotgun) B.Roethlisberger pass short left intended for A.Brown INTERCEPTED by T.Smith (A.Jones) at PIT 28. T.Smith for 28 yards, TOUCHDOWN.

Jacksonville Jaguars at 6:38

J.Myers extra point is No Good, Wide Left, Center-M.Overton, Holder-B.Nortman.

JAX 13 PIT 9, 0 plays, 28 yards, 0:00 drive, 8:22 elapsed

J.Myers kicks 65 yards from JAX 35 to end zone, Touchback.

Pittsburgh Steelers at 6:38

1-10-PIT 25	(6:38) (Shotgun) L.Bell left guard to PIT 20 for -5 yards (D.Smoot, T.Smith).	
2-15-PIT 20	(6:00) (Shotgun) B.Roethlisberger pass short middle to L.Bell to PIT 23 for 3 yards (M.Jack; T.Smith).	
3-12-PIT 23	(5:19) (Shotgun) B.Roethlisberger pass deep right to A.Brown pushed ob at PIT 41 for 18 yards (T.Gipson).	P15
<u>1-10-PIT 41</u>	(4:55) (Shotgun) B.Roethlisberger sacked at PIT 34 for -7 yards (sack split by C.Campbell and A.Jones).	
2-17-PIT 34	(4:15) (Shotgun) B.Roethlisberger pass incomplete short middle to J.James.	
3-17-PIT 34	(4:11) (Shotgun) B.Roethlisberger pass deep middle intended for A.Brown INTERCEPTED by B.Church (J.Ramsey) at JAX 49. B.Church for 51 yards, TOUCHDOWN.	

Jacksonville Jaguars at 3:59

J.Myers extra point is GOOD, Center-M.Overton, Holder-B.Nortman.

JAX 20 PIT 9, 0 plays, 51 yards, 0:00 drive, 11:01 elapsed

J.Myers kicks 65 yards from JAX 35 to end zone, Touchback.

Pittsburgh Steelers at 3:59

Jacksonville Jaguars vs Pittsburgh Steelers at Heinz Field

1-10-PIT 25 (3:59) (Shotgun) L.Bell left tackle to PIT 27 for 2 yards (A.Bouye).
 2-8-PIT 27 (3:26) (No Huddle, Shotgun) B.Roethlisberger pass short right to A.Brown to PIT 33 for 6 yards (J.Ramsey).
 3-2-PIT 33 (2:53) (No Huddle, Shotgun) B.Roethlisberger pass short middle to J.James to PIT 37 for 4 yards (M.Jack). P16
1-10-PIT 37 (2:17) (No Huddle, Shotgun) B.Roethlisberger pass short right to A.Brown to PIT 46 for 9 yards (J.Ramsey).
 2-1-PIT 46 (1:44) (No Huddle, Shotgun) B.Roethlisberger pass incomplete short middle to J.James (A.Jones).
 3-1-PIT 46 (1:40) (No Huddle) L.Bell right guard to PIT 47 for 1 yard (M.Jack). R17
1-10-PIT 47 (1:03) (No Huddle, Shotgun) B.Roethlisberger pass incomplete short right to J.Hunter.
 2-10-PIT 47 (1:03) (No Huddle, Shotgun) B.Roethlisberger pass short left to A.Brown to PIT 49 for 2 yards (A.Colvin).
 3-8-PIT 49 (:20) (No Huddle, Shotgun) B.Roethlisberger sacked at PIT 45 for -4 yards (D.Fowler).

END OF QUARTER

	Score	Time Poss	First Downs				Efficiencies	
			R	P	X	T	3 Down	4 Down
Jacksonville Jaguars	20	1:32	0	0	0	0	0/1	0/0
Pittsburgh Steelers	9	13:28	3	5	0	8	4/7	0/0

Fourth Quarter

10/8/2017

Play By Play

Pittsburgh Steelers continued.

4-12-PIT 45 (15:00) (Punt formation) J.Berry punts 51 yards to JAX 4, Center-K.Canaday, downed by PIT-A.Moats.

Jacksonville Jaguars at 14:50

1-10-JAX 4 (14:50) L.Fournette left tackle to JAX 5 for 1 yard (J.Hargrave).

2-9-JAX 5 (14:12) L.Fournette left guard to JAX 18 for 13 yards (R.Shazier). R10

1-10-JAX 18 (13:25) L.Fournette up the middle to JAX 29 for 11 yards (M.Mitchell). R11

1-10-JAX 29 (12:52) L.Fournette left guard to JAX 30 for 1 yard (S.Davis; B.Dupree).

2-9-JAX 30 (12:13) C.Ivory up the middle to JAX 36 for 6 yards (V.Williams).

3-3-JAX 36 (11:32) (Shotgun) C.Ivory left tackle to JAX 39 for 3 yards (V.Williams). R12

1-10-JAX 39 (10:49) L.Fournette right end to PIT 49 for 12 yards (M.Mitchell). R13

1-10-PIT 49 (10:01) L.Fournette up the middle to PIT 47 for 2 yards (T.Watt, T.Alualu).

2-8-PIT 47 (9:25) C.Ivory left end to PIT 28 for 19 yards (R.Golden). R14

1-10-PIT 28 (8:58) C.Ivory right guard to PIT 32 for -4 yards (S.Davis).

2-14-PIT 32 (8:19) L.Fournette up the middle to PIT 29 for 3 yards (T.Alualu, J.Hargrave).

3-11-PIT 29 (7:35) (Shotgun) L.Fournette left tackle to PIT 29 for no gain (R.Shazier, T.Alualu).

Timeout #2 by JAX at 06:48.

4-11-PIT 29 (6:48) (Field Goal formation) J.Myers 47 yard field goal is GOOD, Center-M.Overton, Holder-B.Nortman.

JAX 23 PIT 9, 13 plays, 67 yards, 8:07 drive, 8:17 elapsed

J.Myers kicks 65 yards from JAX 35 to end zone, Touchback.

Pittsburgh Steelers at 6:43

1-10-PIT 25 (6:43) (Shotgun) B.Roethlisberger pass short left to L.Bell to PIT 24 for -1 yards (A.Colvin).

2-11-PIT 24 (6:15) (No Huddle, Shotgun) B.Roethlisberger pass short middle to J.Smith-Schuster to PIT 38 for 14 yards (T.Gipson). P18

1-10-PIT 38 (5:51) (No Huddle, Shotgun) B.Roethlisberger pass incomplete deep middle to A.Brown.
Pittsburgh challenged the incomplete pass ruling, and the play was Upheld. The ruling on the field was confirmed. (Timeout #1.)

2-10-PIT 38 (5:43) (Shotgun) B.Roethlisberger pass incomplete deep left to A.Brown (A.Bouye).

3-10-PIT 38 (5:38) (Shotgun) B.Roethlisberger pass deep right intended for J.Hunter INTERCEPTED by T.Gipson at JAX 42. T.Gipson to JAX 49 for 7 yards (J.Smith-Schuster).
PENALTY on JAX-T.Gipson, Delay of Game, 5 yards, enforced at JAX 49.

Jacksonville Jaguars at 5:30

1-10-JAX 44 (5:30) L.Fournette up the middle to JAX 46 for 2 yards (R.Shazier, J.Hargrave).

2-8-JAX 46 (4:46) L.Fournette right guard to JAX 47 for 1 yard (S.Tuitt, J.Hargrave).

Timeout #2 by PIT at 04:41.

3-7-JAX 47 (4:40) (Shotgun) C.Ivory up the middle to PIT 47 for 6 yards (M.Hilton).

Timeout #3 by PIT at 04:35.

4-1-PIT 47 (4:35) (Punt formation) B.Nortman punts 33 yards to PIT 14, Center-M.Overton, out of bounds.

Pittsburgh Steelers at 4:28

1-10-PIT 14 (4:28) (Shotgun) B.Roethlisberger pass incomplete deep middle to A.Brown [C.Campbell]. Coverage 21-Bouye, Pressure 93-Campbell.

2-10-PIT 14 (4:23) (Shotgun) B.Roethlisberger pass short right to J.James pushed ob at PIT 29 for 15 yards (T.Gipson). P19

1-10-PIT 29 (4:15) (No Huddle, Shotgun) B.Roethlisberger pass deep middle to A.Brown to 50 for 21 yards (T.Gipson; B.Church). P20

1-10-50 (3:47) (No Huddle, Shotgun) B.Roethlisberger pass short right to M.Bryant to JAX 41 for 9 yards (J.Ramsey).

2-1-JAX 41 (3:42) (No Huddle, Shotgun) B.Roethlisberger pass short left to J.Smith-Schuster ran ob at JAX 28 for 13 yards. P21

1-10-JAX 28 (3:37) (No Huddle, Shotgun) B.Roethlisberger pass deep middle to A.Brown for 28 yards, TOUCHDOWN NULLIFIED by Penalty.
PENALTY on PIT-D.DeCastro, Offensive Holding, 10 yards, enforced at JAX 28 - No Play.

1-20-JAX 38 (3:29) (Shotgun) B.Roethlisberger pass short right to J.Hunter pushed ob at JAX 32 for 6 yards (M.Jack).

2-14-JAX 32 (3:22) (No Huddle, Shotgun) B.Roethlisberger pass deep middle intended for A.Brown INTERCEPTED by T.Gipson at JAX 0. T.Gipson to JAX 2 for 2 yards (J.Smith-Schuster).

Jacksonville Jaguars at 3:16

1-10-JAX 2 (3:16) L.Fournette up the middle to JAX 3 for 1 yard (C.Heyward).
PENALTY on PIT-B.Dupree, Defensive Offside, 5 yards, enforced at JAX 2 - No Play.

1-5-JAX 7 (3:11) L.Fournette up the middle to JAX 8 for 1 yard (J.Hargrave).

2-4-JAX 8 (2:28) L.Fournette up the middle to JAX 10 for 2 yards (J.Hargrave).

Two-Minute Warning

Jacksonville Jaguars vs Pittsburgh Steelers at Heinz Field

3-2-JAX 10

(2:00) J.Wells reported in as eligible. L.Fournette left tackle for 90 yards, TOUCHDOWN.

R15

J.Myers extra point is GOOD, Center-M.Overton, Holder-B.Nortman.

JAX 30 PIT 9, 3 plays, 98 yards, 1 penalty, 1:29 drive, 13:13 elapsed
--

J.Myers kicks 40 yards from JAX 35 to PIT 25. R.Golden to PIT 30 for 5 yards (J.O'Shaughnessy).

Pittsburgh Steelers at 1:47, (1st play from scrimmage 1:44)

1-10-PIT 30 (1:44) B.Finney reported in as eligible. J.Conner up the middle to PIT 31 for 1 yard (E.Ankou).

2-9-PIT 31 (1:07) J.Conner up the middle to PIT 36 for 5 yards (E.Ankou; B.Church).

3-4-PIT 36 (:34) J.Conner up the middle to PIT 39 for 3 yards (D.Smoot; E.Ankou).

END OF QUARTER

	Score	Time Poss	First Downs				Efficiencies	
			R	P	X	T	3 Down	4 Down
Jacksonville Jaguars	30	10:38	6	0	0	6	2/4	0/0
Pittsburgh Steelers	9	4:22	0	4	0	4	0/2	0/0

Miscellaneous Statistics Report

Jacksonville Jaguars vs Pittsburgh Steelers
10/8/2017 at Heinz Field

Ten Longest Plays for Jacksonville Jaguars

Yards	Qtr	Play Start	Play Description
90	4	3-2-JAX 10	(2:00) J.Wells reported in as eligible. L.Fournette left tackle for 90 yards, TOUCHDOWN.
31	1	3-7-JAX 28	(9:05) (Shotgun) B.Bortles pass deep left to M.Lee to PIT 41 for 31 yards (R.Shazier; J.Wilcox) [S.Davis].
19	4	2-8-PIT 47	(9:25) C.Ivory left end to PIT 28 for 19 yards (R.Golden).
18	1	2-10-PIT 47	(:48) (Shotgun) B.Bortles pass short middle to A.Hurns to PIT 29 for 18 yards (V.Williams; M.Mitchell).
18	2	2-10-JAX 40	(4:07) (Shotgun) B.Bortles pass short left to M.Lee to PIT 42 for 18 yards (M.Mitchell; T.Watt).
14	2	2-12-JAX 16	(6:44) B.Bortles pass short left to M.Lewis to JAX 30 for 14 yards (C.Heyward; S.Davis).
13	4	2-9-JAX 5	(14:12) L.Fournette left guard to JAX 18 for 13 yards (R.Shazier).
12	1	1-10-PIT 29	(:12) L.Fournette up the middle to PIT 17 for 12 yards (M.Mitchell).
12	4	1-10-JAX 39	(10:49) L.Fournette right end to PIT 49 for 12 yards (M.Mitchell).
11	4	1-10-JAX 18	(13:25) L.Fournette up the middle to JAX 29 for 11 yards (M.Mitchell).

Ten Longest Plays for Pittsburgh Steelers

Yards	Qtr	Play Start	Play Description
49	1	1-10-PIT 28	(13:23) B.Roethlisberger pass deep right to A.Brown to JAX 23 for 49 yards (J.Ramsey).
23	2	2-10-JAX 40	(:26) (Shotgun) B.Roethlisberger pass short right to A.Brown to JAX 17 for 23 yards (A.Colvin).
21	2	1-10-PIT 39	(:41) (Shotgun) B.Roethlisberger pass deep right to J.Smith-Schuster to JAX 40 for 21 yards (T.Gipson).
21	4	1-10-PIT 29	(4:15) (No Huddle, Shotgun) B.Roethlisberger pass deep middle to A.Brown to 50 for 21 yards (T.Gipson; B.Church).
18	3	3-12-PIT 23	(5:19) (Shotgun) B.Roethlisberger pass deep right to A.Brown pushed ob at PIT 41 for 18 yards (T.Gipson).
15	2	1-10-PIT 18	(12:12) (Shotgun) B.Roethlisberger pass short right to A.Brown to PIT 33 for 15 yards (J.Ramsey, M.Jack).
15	3	2-5-JAX 30	(10:49) (Shotgun) L.Bell right end to JAX 15 for 15 yards (B.Church).
15	4	2-10-PIT 14	(4:23) (Shotgun) B.Roethlisberger pass short right to J.James pushed ob at PIT 29 for 15 yards (T.Gipson).
14	4	2-11-PIT 24	(6:15) (No Huddle, Shotgun) B.Roethlisberger pass short middle to J.Smith-Schuster to PIT 38 for 14 yards (T.Gipson).
13	1	2-9-PIT 17	(4:38) L.Bell left tackle to PIT 30 for 13 yards (T.Smith, C.Campbell).

Touchdown Scoring Information

		Offense	Defense	Special Teams
VISITOR	Jacksonville Jaguars	2	2	0
HOME	Pittsburgh Steelers	0	0	0

Player Scoring Information

Club	Player	TD	Rush TD	Rec TD	KO TD	Punt TD	Int TD	Fum TD	Misc TD	FG	XP	2Pt Rush	2Pt Rec	Sfty	Points
JAX	L.Fournette	0	2	0	0	0	0	0	0	0	0	0	0	0	12
JAX	B.Church	0	0	0	0	0	1	0	0	0	0	0	0	0	6
JAX	T.Smith	0	0	0	0	0	1	0	0	0	0	0	0	0	6
JAX	J.Myers	0	0	0	0	0	0	0	0	1	3	0	0	0	6
PIT	C.Boswell	0	0	0	0	0	0	0	0	3	0	0	0	0	9

Possession Detail

	First Half		Second Half		Game	
	Visitor	Home	Visitor	Home	Visitor	Home
Largest Lead	4	3	21	2	21	3
Drives Leading	3	1	3	1	6	2
Time of Possession Leading	8:04	5:57	10:38	0:44	18:42	6:41
Largest Deficit	-3	-4	-2	-21	-3	-21
Drives Trailing	2	3	1	6	3	9
Time of Possession Trailing	7:01	4:15	1:32	17:06	8:33	21:21
Times Score Tied Up		0		0		0
Lead Changes		2		2		4

Playtime Percentage

Percent of playtime per player on offense, defense and special teams

Jacksonville Jaguars

Pittsburgh Steelers

		Offense	Defense	Special Teams				Offense	Defense	Special Teams	
A Cann	G	54 100%		6	23%	R Foster	G	79 100%		3	12%
T Shatley	C	54 100%		5	19%	D DeCastro	G	79 100%		3	12%
J Parnell	T	54 100%		5	19%	C Hubbard	T	79 100%		3	12%
C Robinson	T	54 100%				A Villanueva	T	79 100%		3	12%
B Bortles	QB	54 100%				B Roethlisberger	QB	79 100%			
P Oameh	G	52 96%		5	19%	M Pouncey	C	79 100%			
M Lewis	TE	45 83%		5	19%	A Brown	WR	75 95%		5	19%
A Hurns	WR	39 72%				L Bell	RB	73 92%			
L Fournette	RB	39 72%				J James	TE	72 91%		3	12%
M Lee	WR	34 63%				J Smith-Schuster	WR	65 82%		6	23%
K Cole	WR	27 50%		6	23%	M Bryant	WR	62 78%			
B Koyack	TE	25 46%		4	15%	V McDonald	TE	15 19%		6	23%
J O'Shaughnessy	TE	18 33%		17	65%	R Nix	FB	13 16%		18	69%
C Ivory	RB	15 28%				B Finney	C	8 10%		3	12%
T Bohanon	FB	12 22%		9	35%	J Conner	RB	6 8%		6	23%
A Benn	WR	10 19%		18	69%	J Hunter	WR	4 5%			
M McCaffrey	WR	3 6%		3	12%	D Heyward-Bey	WR	2 3%		12	46%
J Wells	T	2 4%		5	19%	R Shazier	LB		54 100%	5	19%
C Reed	G	2 4%				A Burns	CB		53 98%	10	38%
C Grant	RB	1 2%		18	69%	J Haden	CB		53 98%	5	19%
T Smith	LB		79 100%	3	12%	B Dupree	LB		51 94%	5	19%
J Ramsey	CB		79 100%	3	12%	S Davis	SS		50 93%	6	23%
M Jack	LB		79 100%	3	12%	T Watt	LB		50 93%	6	23%
T Gipson	FS		78 99%	3	12%	S Tuitt	DE		48 89%	7	27%
A Bouye	CB		77 97%	3	12%	M Mitchell	FS		47 87%	5	19%
B Church	SS		73 92%	4	15%	V Williams	LB		46 85%	9	35%
Y Ngakoue	DE		62 78%	3	12%	C Heyward	DE		46 85%	8	31%
C Campbell	DE		58 73%	9	35%	J Hargrave	NT		33 61%	2	8%
A Colvin	CB		55 70%	2	8%	M Hilton	CB		17 31%	5	19%
M Jackson	DT		55 70%	1	4%	T Alualu	DE		13 24%	2	8%
D Fowler	DE		37 47%			W Gay	CB		8 15%		
A Jones	NT		36 46%	8	31%	J Wilcox	FS		6 11%	8	31%
S Day	DT		25 32%	7	27%	L Walton	DE		6 11%	8	31%
E Ankou	NT		23 29%			A Chickillo	LB		5 9%	17	65%
D Smoot	DE		21 27%	8	31%	R Golden	SS		4 7%	18	69%
P Posluszny	LB		18 23%	10	38%	A Moats	LB		2 4%	8	31%
T Patmon	CB		8 10%	9	35%	L Fort	LB		1 2%	18	69%
P Thompson	FS		6 8%	18	69%	T Matakevich	LB		1 2%	18	69%
D Payne	LB			18	69%	T Watson	RB			15	58%
B Brown	LB			18	69%	C Sensabaugh	CB			9	35%
L Pitts	CB			14	54%	C Boswell	K			7	27%
J Myers	K			11	42%	J Berry	P			6	23%
B Nortman	P			10	38%	K Canaday	LS			6	23%
M Overton	LS			10	38%	X Grimble	TE			2	8%
J Myrick	CB			5	19%						



TEAM GAME-BY-GAME STATISTICS
REGULAR SEASON WEEK 6 VS. LOS ANGELES RAMS

JACKSONVILLE JAGUARS 1995 OFFENSE GAME-BY-GAME

Wk.	Date	Opp	FIRST DOWNS			TOT. OFFENSE			RUSHING			PASSING			PUNTS			FUM.			Tot. TD	Rn	Ps	Rt	Sfty	PAT	2PT	FGs	T.O.P.		
			Tot	Run	Pass	Pen	3 RD	Down	Yards	Plays	Avg.	Yards	Att.	Avg.	Gross	Att./Cmp./Int.	Avg.	Yards	Lost	Phs.											
1	9/3	vs HOU	[L]	10	6	4	0	2/12	146	52	2.8	101	22	4.6	45	4-24	69	26/10/1	8-43.1	6-30	2-1	3	0	0	0	0	0/0	-	1/2	24:16	
2	9/10	at CIN	[L]	14	5	8	1	7/17	259	66	3.9	119	29	4.1	140	7-39	179	30/12/1	6-41.5	7-59	1-1	17	2	1	1	0	2/2	-	1/1	29:58	
3	9/17	at NYJ	[L]	20	11	6	3	7/17	251	74	3.4	146	35	4.2	105	6-33	138	33/15/1	6-46.5	8-44	3-2	10	1	0	1	0	1/1	-	1/1	27:48	
4	9/24	vs GB	[L]	13	2	10	1	5/15	201	57	3.5	76	23	3.3	125	5-31	156	29/16/0	8-45.4	8-52	0-0	14	2	0	2	0	2/2	-	0/0	26/09	
5	10/1	at HOU	[W]	16	5	7	4	1/8	219	50	4.4	68	20	3.4	151	3-23	174	27/15/1	5-46.2	7-58	2-2	17	2	1	1	0	2/2	-	1/1	25/52	
6	10/8	vs PIT	[W]	17	6	10	1	3/14	267	63	4.2	96	29	3.3	171	4-18	189	30/17/0	8-48.5	5-86	1-0	20	2	1	1	0	2/2	-	2/2	32/06	
7	10/15	vs CHI	[L]	26	7	16	3	6/13	409	72	5.7	121	23	5.3	288	1-14	302	48/30/1	1-55.0	8-51	0-0	27	3	0	3	0	3/3	-	2/4	31:10	
8	10/22	at CLE	[W]	24	12	9	3	12/17	315	74	4.3	159	45	3.5	156	1-8	164	28/16/1	3-37.0	10-64	2-1	23	3	1	1	1	2/3	-	1/1	32:24	
9	10/29	at PIT	[L]	14	4	9	1	2/14	229	60	3.8	84	20	4.2	145	7-44	189	33/18/0	9-41.0	8-67	2-1	7	1	0	1	0	1/1	-	0/0	28:36	
11	11/12	vs SEA	[L]	19	10	6	3	2/7	266	51	5.2	161	28	5.8	105	3-16	121	20/13/1	3-46.3	9-75	2-1	30	3	2	1	0	3/3	-	3/3	25:57	
12	11/19	at TB	[L]	19	6	12	1	5/13	350	59	5.9	87	23	3.8	263	3-10	273	33/24/1	6-41.8	6-42	1-0	16	2	1	1	0	1/1	-	2/4	30:26	
13	11/26	vs CIN	[L]	18	4	13	1	4/12	295	58	5.1	78	20	3.9	217	4-28	245	34/18/1	4-46.0	8-104	4-1	13	1	0	1	0	1/1	-	0/1	1/1	31:00
14	12/3	at DEN	[L]	13	2	11	0	3/12	260	52	5.0	69	21	3.3	191	3-7	198	28/15/1	5-43.2	10-67	1-1	23	3	0	1	2	2/2	0/1	1/1	28:43	
15	12/10	vs IND	[L]	27	7	16	4	7/13	424	66	6.4	126	25	5.0	298	2-14	312	39/26/1	2-42.5	6-55	1-1	31	4	1	3	0	4/4	-	1/2	31:18	
16	12/17	at DET	[L]	15	7	6	2	5/11	235	51	4.6	109	20	5.5	126	3-34	160	28/13/4	3-45.3	8-67	1-1	0	0	0	0	0	0/0	-	0/1	23:59	
17	12/24	vs CLE	[W]	18	6	11	1	3/10	373	57	6.5	105	27	3.9	268	1-7	275	29/17/0	5-38.0	7-49	0-0	24	2	1	1	0	1/1	1/1	3/3	28:08	
Totals	4-12	283	100	154	29	74/205	4,495	962	4.7	1,705	410	4.2	2,790	57-354	3,144	495/275/15	82-43.8	121-970	23-13	275	31	9	19	3	0	27/28	1/3	20/27	28:37		

JACKSONVILLE JAGUARS 1995 DEFENSE GAME-BY-GAME

Wk.	Date	Opp	FIRST DOWNS			TOT. OFFENSE			RUSHING			PASSING			PUNTS			FUM.			Tot. TD	Rn	Ps	Rt	Sfty	PAT	2PT	FGs	T.O.P.	
			Tot	Run	Pass	Pen	3 RD	Down	Yards	Plays	Avg.	Yards	Att.	Avg.	Gross	Att./Cmp./Int.	Avg.	Yards	Lost	Phs.										
1	9/3	vs HOU	[L]	14	8	6	0	6/16	240	64	3.8	160	41	3.9	80	0-0	80	23/13/0	9-44.4	10-69	3-1	10	1	0	1	0	1/1	-	1/1	35:44
2	9/10	at CIN	[L]	17	5	11	1	6/14	346	63	5.5	118	30	3.9	228	3-19	247	30/20/0	4-40.3	6-49	2-2	24	3	1	2	0	3/3	-	1/2	30:02
3	9/17	at NYJ	[L]	23	3	18	2	7/15	375	69	5.4	79	26	3.0	296	0-0	296	43/27/1	5-39.0	5-46	0-0	27	3	0	3	0	3/3	-	2/2	32:12
4	9/24	vs GB	[L]	16	5	10	1	9/16	322	61	5.3	129	29	4.4	193	2-9	202	30/20/1	4-49.0	9-70	2-0	24	3	1	2	0	3/3	-	1/2	33:51
5	10/1	at HOU	[W]	19	9	9	1	11/19	297	77	3.9	91	28	3.3	206	2-19	225	47/27/1	4-44.8	7-70	3-2	16	1	0	1	0	1/1	-	3/4	34:08
6	10/8	vs PIT	[W]	16	4	9	3	3/13	350	58	6.0	68	23	3.0	282	0-0	282	35/19/0	5-42.0	5-35	3-1	16	1	0	1	0	1/1	-	3/3	27:54
7	10/15	vs CHI	[L]	23	9	13	1	8/14	380	62	6.1	135	33	4.1	245	0-0	245	29/17/0	1-29.0	4-46	0-0	30	3	0	3	0	3/3	-	3/3	28:50
8	10/22	at CLE	[W]	20	3	14	3	6/12	387	59	6.6	89	24	3.7	298	1-1	299	34/20/2	2-40.5	6-66	2-2	15	1	0	1	0	0/0	0/1	3/3	27:36
9	10/29	at PIT	[L]	20	9	9	2	3/10	316	58	5.4	138	33	4.2	178	0-0	178	25/17/0	6-37.2	6-59	2-1	24	3	1	2	0	3/3	-	1/1	31:24
11	11/12	vs SEA	[L]	26	12	12	2	8/14	481	73	6.6	246	40	6.2	235	2-9	244	31/18/1	3-48.0	10-129	1-0	47	6	4	2	0	6/6	-	1/1	34:05
12	11/19	at TB	[L]	17	11	5	1	2/9	246	54	4.6	145	33	4.4	101	1-2	103	20/9/0	6-45.8	2-20	0-0	17	2	2	0	0	2/2	-	1/1	29:00
13	11/26	vs CIN	[L]	21	7	12	2	6/13	323	66	4.9	113	27	4.2	210	0-0	210	39/19/3	4-42.8	14-98	0-0	17	2	1	1	0	2/2	-	1/1	29:34
14	12/3	at DEN	[L]	20	7	13	0	8/13	397	67	5.9	111	33	3.4	286	0-0	286	34/22/1	3-29.0	2-10	2-2	31	4	0	4	0	4/4	-	1/1	31:17
15	12/10	vs IND	[L]	15	9	6	0	8/13	219	52	4.2	91	35	2.6	128	1-1	129	16/9/0	2-43.0	6-72	0-0	41	5	2	2	1	5/5	-	2/2	28:42
16	12/17	at DET	[L]	28	11	13	4	7/14	386	71	5.4	156	41	3.8	230	2-3	233	28/19/0	1-28.0	3-51	1-1	44	5	3	2	0	5/5	-	3/3	36:01
17	12/24	vs CLE	[W]	26	9	17	0	9/17	450	76	5.9	134	28	4.8	316	3-9	325	45/28/3	2-50.5	7-70	1-1	21	3	2	1	0	3/3	-	0/1	31:52
Totals	4-12	320	121	177	22	107/222	5,515	1,050	5.4	2,003	504	4.0	3,512	17-72	3,584	509/304/13	61-42.0	102-958	22-11	404	46	17	28	1	0	45/45	0/1	27/31	31:23	

JACKSONVILLE JAGUARS 1996 OFFENSE GAME-BY-GAME

Wk.	Date	Opp	FIRST DOWNS			3 RD	TOT. OFFENSE			RUSHING			PASSING			PUNTS			FUM.			Tot.	T.O.P.												
			Run	Pass	Pen		Yards	Plays	Avg.	Yards	Att.	Avg.	Sacks	Gross	Att./	Cmp./	Int.	Avg.	Yards	Lost	Pts.			TD	Rn	Ps	Rt	Sfty	PAT	2PT	Fgs				
1	9/1	vs PIT	[W]	22	7	12	3	10/16	313	71	4.4	119	36	3.3	194	4-18	212	31/	20/	2	5-41.4	4-35	1-0	24	3	1	2	0	0	3/3	-	1/3	35:06		
2	9/8	vs HOU	[L]	26	7	18	1	1/6	370	61	6.1	72	21	3.4	298	2-4	302	38/	27/	2	1-48.0	6-55	2-1	27	3	1	2	0	0	3/3	-	2/3	31:15		
3	9/15	at OAK	[L]	14	2	9	3	2/13	270	61	4.4	69	21	3.3	201	3-16	217	37/	18/	2	7-36.6	8-58	1-0	3	0	0	0	0	0/0	-	1/1	31:41			
4	9/22	at NE ot	[L]	12	1	11	0	5/14	442	52	8.5	29	11	2.6	413	2-19	432	39/	23/	1	5-40.6	17-148	2-1	25	3	0	3	0	0	2/2	1/1	1/2	24:58		
5	9/29	vs CAR	[W]	22	10	11	1	8/14	378	68	5.6	179	38	4.7	199	3-15	214	27/	15/	1	6-51.7	13-118	2-1	24	3	2	1	0	0	3/3	-	1/1	34:59		
6	10/6	at NO	[L]	22	7	12	3	6/15	382	70	5.5	141	34	4.1	241	1-9	250	35/	28/	0	3-41.0	10-99	3-2	13	1	0	1	0	0	1/1	-	2/3	37:19		
7	10/13	vs NYJ	[W]	10	2	7	1	5/14	289	51	5.7	72	23	3.1	217	5-31	248	23/	14/	0	7-39.3	15-123	2-0	21	2	0	2	0	0	1/1	1/1	2/2	26:57		
8	10/20	at STL	[L]	36	10	24	2	11/14	538	87	6.2	118	33	3.5	420	2-1	421	52/	37/	5	0-0.0	3-15	2-1	14	2	2	0	0	0	2/2	-	0/0	41:34		
9	10/27	at CIN	[L]	19	8	10	1	5/13	338	63	5.4	149	28	5.3	189	4-26	215	31/	18/	2	7-43.6	8-48	2-0	21	3	2	1	0	0	3/3	-	0/0	28:24		
11	11/10	vs BAL	[W]	22	3	17	2	4/12	418	63	6.6	86	20	4.3	332	6-22	354	37/	24/	1	4-49.3	8-65	1-1	30	3	2	1	0	0	1/1	1/2	3/3	26:27		
12	11/17	at PIT	[L]	20	2	14	4	3/12	239	71	3.4	78	18	4.3	161	6-54	215	47/	28/	2	8-43.4	12-84	5-2	3	0	0	0	0	0/0	-	1/1	33:21			
13	11/24	at BAL ot	[W]	23	5	16	2	9/16	374	75	5.0	82	27	3.0	292	2-14	306	46/	28/	2	4-50.8	13-80	1-0	28	3	1	2	0	0	2/2	1/1	2/3	35:25		
14	12/1	vs CIN	[W]	19	3	16	0	3/11	422	58	7.3	66	23	2.9	356	1-0	356	34/	21/	0	3-51.7	5-44	1-0	30	2	0	1	1	0	1/1	1/1	5/5	27:22		
15	12/8	at HOU	[W]	19	8	8	3	6/14	279	63	4.4	114	35	3.3	165	3-7	172	25/	15/	0	3-47.3	2-10	1-1	23	2	2	0	0	0	2/2	-	3/4	30:44		
16	12/15	vs SEA	[W]	18	7	10	1	5/12	351	60	5.9	133	31	4.3	218	3-13	231	26/	19/	0	3-36.7	2-21	2-0	20	2	0	2	0	0	2/2	-	2/3	30:35		
17	12/22	vs ATL	[W]	21	8	13	0	4/11	357	64	5.6	143	32	4.5	214	3-8	222	29/	18/	0	3-45.0	1-3	0-0	19	1	1	0	0	0	1/1	-	4/4	30:43		
Totals			9-7	325	90	208	27	87/208	5,760	1,038	5.5	1,650	431	3.8	4,110	50-257	4,367	557/	353/	20	69-43.7	127-1006	29-10	325	33	13	19	1	0	27/27	5/6	30/36	31-18		
WC 12/28	at BUF		[W]	18	5	13	0	7/17	409	70	5.8	184	35	5.3	225	2-14	239	33/	18/	2	5-50.6	6-42	0-0	30	3	1	1	1	0	3/3	-	3/4	33:06		
DIV 1/4	at DEN		[W]	22	9	11	2	8/15	443	67	6.6	203	36	5.6	240	2-5	245	29/	18/	0	3-39.7	3-18	0-0	30	3	1	2	0	0	3/3	-	3/3	32:24		
AFC 1/12	at NE		[L]	18	6	12	0	5/14	289	72	4	101	33	3.1	188	1-2	190	38/	20/	2	5-36.4	4-23	3-2	6	0	0	0	0	0	0/0	-	2/2	-	2/3	34:43

JACKSONVILLE JAGUARS 1996 DEFENSE GAME-BY-GAME

Wk.	Date	Opp	FIRST DOWNS			3 RD	TOT. OFFENSE			RUSHING			PASSING			PUNTS			FUM.			Tot.	T.O.P.										
			Run	Pass	Pen		Yards	Plays	Avg.	Yards	Att.	Avg.	Sacks	Gross	Att./	Cmp./	Int.	Avg.	Yards	Lost	Pts.			TD	Rn	Ps	Rt	Sfty	PAT	2PT	Fgs		
1	9/1	vs PIT	[W]	13	8	5	0	3-12	187	52	3.6	101	25	4.0	86	4-21	107	23/	12/	1	6-39.5	7-40	2-1	9	0	0	0	0	0/0	-	3/3	24:54	
2	9/8	vs HOU	[L]	21	9	10	2	6-11	401	54	7.4	181	31	5.8	220	1-6	226	22/	14/	0	2-43.5	7-60	2-1	34	4	1	3	0	0	4/4	-	2/2	28:45
3	9/15	at OAK	[L]	18	5	12	1	5-13	331	58	5.7	134	30	4.5	197	1-3	200	27/	18/	2	5-42.4	10-90	3-1	17	2	0	1	1	0	2/2	-	1/1	28:19
4	9/22	at NE ot	[L]	26	9	14	3	7-17	353	79	4.5	123	31	4.0	230	4-25	255	44/	27/	1	2-38.0	6-30	1-1	28	2	1	1	0	0	1/2	-	5/6	37:38
5	9/29	vs CAR	[W]	21	1	14	6	5-13	272	63	4.3	57	21	2.7	215	5-46	261	37/	17/	0	7-43.1	7-41	4-2	14	2	0	2	0	0	1/2	1/1	0/1	25:01
6	10/6	at NO	[L]	11	3	6	2	3-11	197	47	4.2	36	19	1.9	161	0-0	161	28/	15/	1	6-36.7	10-68	0-0	17	2	1	1	0	0	2/2	-	1/1	22:41
7	10/13	vs NYJ	[W]	24	5	15	4	8-17	367	74	5.0	91	30	3.0	276	0-0	276	44/	23/	2	4-48.5	3-25	1-0	17	2	0	2	0	0	2/2	-	1/2	33:03
8	10/20	at STL	[L]	9	5	3	1	4-10	204	39	5.2	83	20	4.2	121	2-8	129	17/	9/	1	5-48.6	7-55	2-0	17	2	0	1	1	0	2/2	-	1/1	18:26
9	10/27	at CIN	[L]	16	5	11	0	9-17	267	67	4.0	60	31	1.9	207	5-42	249	31/	20/	0	6-47.7	5-33	0-0	28	4	2	2	0	0	4/4	-	0/0	31:36
11	11/10	vs BAL	[W]	24	9	14	1	4-10	387	67	5.8	152	36	4.2	235	4-18	253	27/	17/	0	5-35.8	6-78	3-3	27	3	0	3	0	0	3/3	-	2/2	33:33
12	11/17	at PIT	[L]	15	9	6	0	7-15	198	59	3.4	108	32	3.4	90	2-19	109	25/	7/	1	6-39.8	6-58	1-0	28	4	1	2	1	0	4/4	-	0/1	26:39
13	11/24	at BAL ot	[W]	29	7	19	3	8-15	460	81	5.7	104	30	3.5	356	1-10	366	50/	31/	0	3-42.3	7-109	2-2	25	2	1	0	1	0	1/1	0/1	4/5	33:41
14	12/1	vs CIN	[W]	27	10	16	1	6-13	485	70	6.9	172	31	5.5	313	0-0	313	39/	23/	2	3-34.3	5-25	0-0	27	3	0	3	0	0	3/3	-	2/3	32:38
15	12/8	at HOU	[W]	21	7	14	0	5-11	361	62	5.8	74	20	3.7	287	5-21	308	37/	24/	1	3-44.3	4-45	4-3	17	2	1	1	0	0	2/2	-	1/2	29:16
16	12/15	vs SEA	[W]	19	8	10	1	6-14	306	62	4.9	159	29	5.5	147	2-9	156	31/	16/	1	4-41.5	5-33	1-0	13	1	0	1	0	0	1/1	-	2/2	29:25
17	12/22	vs ATL	[W]	21	10	11	0	7-12	309	58	5.3	146	31	4.7	163	1-9	172	26/	17/	0	4-43.8	2-10	0-0	17	2	1	1	0	0	2/2	-	1/2	29:17
Totals			9-7	316	110	181	25	93/211	5,095	993	5.1	1,781	447	4.0	3,314	37-237	3,551	509/	291/	13	71-42.0	97-800	26-14	335	37	9	24	4	0	33/35	1/2	26/34	28-42
WC 12/28	at BUF		[W]	19	5	14	0	5-15	308	68	4.5	92	29	3.2	216	3-30	246	36/	22/	1	5-43.2	6-39	4-2	27	3	1	1	1	0	3/3			

JACKSONVILLE JAGUARS 1997 OFFENSE GAME-BY-GAME

Wk.	Date	Opp	FIRST DOWNS			3 RD			TOT. OFFENSE			RUSHING			PASSING			PUNTS			FUM.			Tot.									
			Tot	Run	Pass	Pen	DOWN	Yards	Plays	Avg.	Yards	Att.	Avg.	Sacks	Gross	Att./	Cmp./	Int.	Avg.	Yards	Lost	Pts.	TD		Rn	Ps	Rt	Sfty	PAT	2PT	FGS	T.O.P.	
1	8/31	at BAL	[W]	19	6	13	0	7/14	411	63	6.5	108	31	3.5	303	3-14	317	29/	23/	0	5-45.2	11-64	1-1	28	4	2	2	0	0	4/4	-	0/1	31:59
2	9/7	vs NYG	[W]	22	7	12	3	6/17	375	75	5.0	123	39	3.2	252	1-0	252	35/	23/	0	6-51.5	9-71	1-1	40	4	4	0	0	0	4/4	-	4/4	39:39
4	9/22	vs PIT	[W]	23	5	16	2	9/17	343	72	4.8	40	26	1.5	303	3-25	328	43/	25/	0	1-38.0	4-35	0-0	30	3	1	1	1	0	3/3	-	3/5	33:55
5	9/28	at WAS	[L]	11	3	8	0	3/13	204	56	3.6	70	22	3.2	134	3-19	153	31/	16/	2	3-46.0	7-68	0-0	12	0	0	0	0	0	0/0	-	4/4	24:52
6	10/5	vs CIN	[W]	21	8	10	3	6/12	308	63	4.9	160	33	4.8	148	3-16	164	27/	14/	0	5-50.6	5-40	1-0	21	3	0	3	0	0	3/3	-	0/1	30:37
7	10/12	vs PHI	[W]	21	12	8	1	2/7	306	48	6.4	149	24	6.2	157	4-6	163	20/	15/	0	4-48.5	7-35	2-1	38	5	5	0	0	0	5/5	-	1/1	23:30
8	10/19	at DAL	[L]	15	3	11	1	5/11	271	51	5.3	42	18	2.3	229	2-13	242	31/	21/	1	5-53.8	10-98	0-0	22	3	0	3	0	0	2/2	1/1	0/0	26:36
9	10/26	at PIT ot	[L]	16	3	11	2	4/14	267	58	4.6	73	23	3.2	194	4-20	214	31/	15/	1	7-36.1	11-69	3-0	17	2	0	2	0	0	2/2	-	1/1	24:20
10	11/2	at TEN	[W]	17	7	9	1	6/16	290	65	4.5	135	31	4.4	155	3-14	169	31/	17/	1	4-51.8	6-65	1-1	30	3	1	1	1	0	3/3	-	3/3	33:24
11	11/9	vs KC	[W]	16	8	8	0	0/8	332	51	6.5	150	27	5.6	182	3-17	199	21/	9/	1	7-42.3	5-39	1-1	24	3	2	1	0	0	3/3	-	1/1	23:46
12	11/16	vs TEN	[W]	21	6	14	1	8/15	352	68	5.2	103	36	2.9	249	2-18	267	30/	22/	0	5-45.2	4-58	2-2	17	2	1	1	0	0	2/2	-	1/1	32:53
13	11/23	at CIN	[L]	20	7	12	1	3/10	415	58	7.2	135	24	5.6	280	1-6	286	33/	20/	1	1-56.0	5-41	2-2	26	2	1	1	0	0	2/2	-	4/4	24:06
14	11/30	vs BAL	[W]	23	7	14	2	7/16	404	72	5.6	91	31	2.9	313	1-4	317	40/	25/	1	2-41.5	11-122	0-0	29	2	1	1	0	0	2/2	-	5/5	35:11
15	12/7	vs NE	[L]	23	10	12	1	8/15	341	73	4.7	107	27	4	234	4-17	251	42/	25/	0	3-38.3	9-63	2-2	20	3	0	2	1	0	2/2	0/1	0/1	32:29
16	12/14	at BUF	[W]	20	5	15	0	4/13	388	65	6.0	91	31	2.9	297	2-20	317	32/	24/	1	4-38.5	3-35	0-0	20	2	2	0	0	0	2/2	-	2/2	31:33
17	12/21	at OAK	[W]	20	6	14	0	4/11	417	60	7.0	143	31	4.6	274	1-9	283	28/	19/	0	4-36.8	3-11	1-0	20	2	0	2	0	0	2/2	-	2/2	28:25
Totals	11-5	308	103	187	18	82/209	5,424	998	5.4	1,720	454	3.8	3,704	3,704	40-218	3922	504/	313/	9	66-44.9	110-914	17-11	394	43	20	20	3	0	41/41	1/2	31/36	29:40	
WC 12/27	at DEN	[L]	14	3	9	2	3/10	237	49	4.8	50	14	3.6	187	3-16	203	32/	18/	1	4-29.5	9-54	1-1	17	2	1	0	1	0	2/2	-	1/1	19:01	

JACKSONVILLE JAGUARS 1997 DEFENSE GAME-BY-GAME

Wk.	Date	Opp	FIRST DOWNS			3 RD			TOT. OFFENSE			RUSHING			PASSING			PUNTS			FUM.			Tot.									
			Tot	Run	Pass	Pen	DOWN	Yards	Plays	Avg.	Yards	Att.	Avg.	Sacks	Gross	Att./	Cmp./	Int.	Avg.	Yards	Lost	Pts.	TD		Rn	Ps	Rt	Sfty	PAT	2PT	FGS	T.O.P.	
1	8/31	at BAL	[W]	22	5	16	1	7/13	373	61	6.1	72	17	4.2	301	3-21	322	41/	24/	3	3-43.7	3-20	0-0	27	3	0	3	0	0	3/3	-	2/2	28:01
2	9/7	vs NYG	[W]	13	3	8	2	2/12	206	53	3.9	39	16	2.4	167	2-15	182	35/	16/	1	9-45.2	9-79	2-2	13	2	1	1	0	0	1/1	0/1	0/0	20:21
4	9/22	vs PIT	[W]	19	7	10	2	5/9	306	48	6.4	153	30	5.1	153	2-2	155	16/	11/	1	2-39.0	6-82	1-1	21	3	1	2	0	0	3/3	-	0/1#	26:05
5	9/28	at WAS	[L]	20	7	13	0	11/17	336	70	4.8	113	42	2.7	223	4-21	244	24/	16/	1	2-42.5	2-15	2-2	24	3	0	3	0	0	3/3	-	1/2	35:08
6	10/5	vs CIN	[W]	17	10	6	1	5/14	348	61	5.7	148	29	5.1	200	5-32	232	27/	16/	0	5-46.4	11-80	0-0	13	2	2	0	0	0	1/2#	-	0/0	29:23
7	10/12	vs PHI	[W]	23	4	18	1	8/16	393	73	5.4	90	27	3.3	303	4-22	325	42/	27/	1	#5-32.0	8-65	2-1	21	3	0	3	0	0	3/3	-	0/1	36:30
8	10/19	at DAL	[L]	24	6	15	3	7/14	337	67	5.0	99	33	3	238	2-24	262	32/	21/	0	3-44.0	4-40	1-0	26	3	1	2	0	0	2/2	0/1	2/3	33:24
9	10/26	at PIT ot	[L]	26	8	17	1	9/17	439	82	5.4	141	37	3.8	298	3-19	317	42/	25/	1	5-42.6	5-54	3-2	23	3	1	2	0	0	2/2	-	1/1	41:27
10	11/2	at TEN	[W]	15	6	8	1	4/11	302	51	5.9	107	27	4	195	2-16	211	22/	13/	1	3-50.0	9-59	3-1	24	3	2	0	1	0	3/3	-	1/3	26:36
11	11/9	vs KC	[W]	22	9	13	0	7/18	413	85	4.9	148	29	5.1	265	6-49	314	50/	29/	2	4-46.0	6-48	5-3	10	1	0	1	0	0	0/0	0/1	1/2	27:07
12	11/16	vs TEN	[W]	17	6	9	2	3/12	320	56	5.7	136	33	4.1	184	0-0	184	23/	9/	2	6-42.0	6-37	0-0	9	1	0	1	0	0	0/0	-	1/1	36:14
13	11/23	at CIN	[L]	24	10	13	1	7/15	327	73	4.5	124	36	3.4	203	1-8	211	36/	26/	0	6-34.8	5-79	1-0	31	4	2	2	0	0	4/4	-	1/1	35:54
14	11/30	vs BAL	[W]	17	6	9	2	5/12	221	55	4.0	58	22	2.6	163	4-25	188	29/	18/	0	6-43.0	6-71	1-0	27	4	1	2	1	0	3/3	0/1	0/0	24:49
15	12/7	vs NE	[L]	16	1	14	1	4/13	282	57	4.9	55	20	2.9	227	2-7	234	35/	26/	0	4-41.5	5-31	1-0	26	2	0	2	0	0	2/2	-	4/5	27:31
16	12/14	at BUF	[W]	24	12	10	2	9/17	335	76	4.4	143	33	4.3	192	2-18	210	41/	19/	1	4-37.8	0-0	3-2	14	1	1	0	0	0	0/0	1/1	2/2	28:27
17	12/21	at OAK	[W]	19	7	11	1	9/16	300	67	4.5	108	24	4.5	192	6-52	244	37/	24/	0	6-42.0	5-40	1-1	9	1	0	1	0	0	0/0	0/1	1/1	31:35
Totals	11-5	318	107	190	21	102/226	5,238	1,035	5.1	1,734	455	3.8	3,504	3,504	48-331	3885	532/	320/	14	73-41.9	90-800	26-15	318	39	12	24	3	0	31/32	1/6	17/25	30:20	
WC 12/27	at DEN	[L]	28	18	8	2	12/16	511	76	6.7	310	49	6.3	201	3-22	223	24/	16/	0	3-33.0	9-94	3-2	42	6	5	1	0	0	6/6	-	0/0	40:59	

JACKSONVILLE JAGUARS 1998 OFFENSE GAME-BY-GAME

Wk.	Date	Opp	FIRST DOWNS			3 RD	TOT. OFFENSE			RUSHING			PASSING			PUNTS			FUM.			Tot.											
			Tot	Run	Pass		Pen	DOWN	Yards	Plays	Avg.	Yards	Att.	Avg.	Gross	Att./	Cmp./	Int.	Avg.	Yards	Lost		Pts.	TD									
1	9/6	at CHI	[W]	21	10	11	0	7/14	367	69	5.3	160	33	4.8	207	35/	22/	2	5-43.0	3-26	4-1	24	3	1	2	0	0	3/3	-	1/1	29:50		
2	9/13	vs KC	[W]	19	9	7	3	6/12	256	58	4.5	145	38	4.0	111	126	18/	11/	0	4-36.8	6-44	0-0	21	3	1	1	1	0	3/3	-	0/2	29:44	
3	9/20	vs BAL	[W]	21	4	16	1	4/14	519	69	7.5	154	32	4.8	365	376	34/	25/	0	8-38.0	8-60	1-1	24	3	1	2	0	0	3/3	-	1/2	33:51	
4	9/27	at TEN	[W]	19	6	10	3	8/15	297	67	4.4	148	37	4.0	149	155	28/	17/	2	3-51.3	10-72	1-1	27	3	1	2	0	0	3/3	-	2/2	32:54	
6	10/12	vs MIA	[W]	12	5	6	1	2/10	385	43	9	186	23	8.1	199	2-14	12/	1	7-44.7	8-86	1-0	28	4	2	2	0	0	4/4	-	0/1	20:54		
7	10/18	at BUF	[L]	16	7	9	0	7/16	238	65	3.7	134	34	3.9	104	119	28/	16/	0	5-52.4	8-58	1-0	16	1	1	0	0	1/1	-	3/3	34:02		
8	10/25	at DEN	[L]	24	5	18	1	5/14	348	69	5	66	16	4.1	282	353	46/	28/	0	4-39.5	9-56	2-1	24	3	0	3	0	0	3/3	-	1/2	26:13	
9	11/ 1	at BAL	[W]	20	8	10	2	5/10	364	56	6.5	111	32	3.5	253	258	22/	15/	1	3-45.0	10-73	0-0	45	6	2	2	2	0	6/6	-	1/1	28:04	
10	11/ 8	vs CIN	[W]	14	9	5	0	4/13	272	55	4.9	137	32	4.2	135	146	21/	9/	0	5-46.2	9-58	1-1	24	3	1	1	1	0	3/3	-	1/1	24:10	
11	11/15	vs TB	[W]	18	8	10	0	7/16	374	68	5.5	144	28	5.1	230	248	37/	22/	0	6-50.3	8-58	1-0	29	3	3	0	0	2/2	0/1	3/3	31:11		
12	11/22	at PIT	[L]	17	6	10	1	9/16	301	69	4.4	97	26	3.7	204	212	42/	18/	3	6-49.8	5-30	1-1	15	2	1	1	0	0	1/1	1/1	0/0	25:16	
13	11/29	at CIN	[W]	16	1	14	1	7/17	322	65	5	79	29	2.7	243	1-1	244	35/	19/	0	6-45.5	7-51	0-0	34	4	0	4	0	0	4/4	-	2/2	29:25
14	12/ 6	vs DET	[W]	24	12	8	4	8/13	426	68	6.3	205	43	4.8	221	1-7	228	24/	15/	0	2-40.5	7-45	0-0	37	4	2	2	0	0	4/4	-	3/3	35:39
15	12/13	vs TEN	[L]	15	4	9	2	4/12	241	54	4.5	69	23	3.0	172	178	29/	18/	1	6-50.7	9-65	1-0	13	1	1	0	0	0	1/1	-	2/2	29:51	
16	12/20	at MIN	[L]	15	9	3	3	3/13	207	59	3.5	138	28	4.9	69	4-19	88	27/	12/	2	8-43.6	7-56	3-2	10	1	0	1	0	0	1/1	-	1/1	26:28
17	12/28	vs PIT	[W]	16	8	7	1	8/15	297	55	5.4	129	33	3.9	168	3-24	192	19/	10/	0	7-42.4	7-60	1-0	21	3	2	1	0	0	3/3	-	0/0	26:13
Totals				11-5	287	111	153	23	94/220	5,214	989	5.3	2,102	487	4.3	3,112	39-231	3,343	269/	12	85-45.0	121-898	18-8	392	47	19	24	4	0	45/45	1/2	21/26	28:59
WC	1/3	vs NE	[W]	17	6	9	2	7/18	308	73	4.2	160	37	4.3	148	2-13	161	34/	14/	0	6-44.8	25	2-0	25	2	1	1	0	0	1/1	0/1	4/4	32:00
DIV	1/10	at NYJ	[L]	14	5	8	1	4/12	251	53	4.7	95	22	4.3	156	0-0	156	31/	12/	3	3-37.0	24	1-1	24	3	0	3	0	0	3/3	-	1/1	20:44

JACKSONVILLE JAGUARS 1998 DEFENSE GAME-BY-GAME

Wk.	Date	Opp	FIRST DOWNS			3 RD	TOT. OFFENSE			RUSHING			PASSING			PUNTS			FUM.			Tot.												
			Tot	Run	Pass		Pen	DOWN	Yards	Plays	Avg.	Yards	Att.	Avg.	Gross	Att./	Cmp./	Int.	Avg.	Yards	Lost		Pts.	TD										
1.	9/6	at CHI	[W]	16	9	6	1	5/13	321	61	5.3	132	34	3.9	189	0-0	189	27/	16/	0	4-45.5	4-26	2-2	23	2	1	0	1	0	2/2	-	3/4	30:10	
2	9/13	vs KC	[W]	23	7	14	2	3/11	364	64	5.7	111	25	4.4	253	2-10	263	37/	23/	0	4-43.3	5-54	3-2	16	1	1	0	0	1/1	-	3/3	30:16		
3	9/20	vs BAL	[W]	11	3	8	0	2/15	313	61	5.1	81	25	3.2	232	2-16	248	34/	17/	1	10-49.1	7-54	0-0	10	1	0	1	0	0	1/1	-	1/1	26:09	
4	9/27	at TEN	[W]	15	4	9	2	5/13	219	57	3.8	40	20	2.0	179	4-29	208	33/	17/	2	3-50.3	9-73	3-1	22	2	0	2	0	0	1/1	0/1	3/3	27:06	
6	10/12	vs MIA	[W]	25	7	16	2	6/14	374	79	4.7	67	28	2.4	307	2-16	323	49/	30/	1	6-41.7	11-89	1-1	21	3	1	2	0	0	3/3	-	0/1	39:06	
7	10/18	at BUF	[L]	22	7	12	3	8/15	337	63	5.3	110	23	4.8	227	1-1	228	39/	18/	0	5-39.2	6-53	1-1	17	2	1	1	0	0	2/2	-	1/1	25:58	
8	10/25	at DEN	[L]	24	10	12	2	6/14	465	71	6.5	170	36	4.7	295	0-0	295	35/	21/	0	3-41.7	8-54	0-0	37	4	3	1	0	0	4/4	-	3/3	33:47	
9	11/ 1	at BAL	[W]	22	6	14	2	5/10	357	59	6.1	126	23	5.5	231	2-12	243	34/	27/	1	4-32.5	9-70	5-4	19	3	0	3	0	0	1/1	0/2	0/0	31:56	
10	11/ 8	vs CIN	[W]	19	5	12	2	4/16	318	71	4.5	118	27	4.4	200	4-35	235	40/	24/	1	6-41.2	4-40	4-1	11	1	0	1	0	0	0/0	1/1	1/1	35:50	
11	11/15	vs TB	[W]	13	8	5	0	4/13	343	59	5.8	157	33	4.8	186	2-8	194	24/	10/	2	6-45.8	7-52	1-1	24	3	0	3	0	0	3/3	-	1/1	28:49	
12	11/22	at PIT	[L]	18	5	13	0	9/18	329	70	4.7	121	34	3.6	208	0-0	208	36/	25/	0	7-36.9	3-25	0-0	30	3	0	1	2	0	3/3	-	3/3	34:44	
13	11/29	at CIN	[W]	20	6	12	2	5/15	355	68	5.2	131	24	5.5	224	1-10	234	43/	24/	2	4-49.8	3-27	3-2	17	2	1	1	0	0	2/2	-	1/2	30:35	
14	12/ 6	vs DET	[W]	16	3	12	1	6/15	332	60	5.5	120	22	5.5	212	5-38	250	33/	14/	0	3-39.3	9-76	0-0	22	2	0	2	0	0	1/1	0/1	3/4	24:21	
15	12/13	vs TEN	[L]	20	7	13	0	6/15	354	68	5.2	131	27	4.9	223	2-9	232	39/	22/	1	4-48.3	9-73	1-1	16	1	0	1	0	0	1/1	-	3/3	30:09	
16	12/20	at MIN	[L]	25	11	12	2	4/12	417	71	5.9	180	33	5.5	237	1-7	244	37/	20/	0	5-48.6	8-108	0-0	50	6	1	4	1	0	5/5	0/1	3/3	33:32	
17	12/28	vs PIT	[W]	20	10	8	2	3/13	361	75	4.8	205	36	5.7	156	2-18	174	37/	17/	2	4-41.0	7-79	1-1	3	0	0	0	0	0	0/0	-	1/2	33:47	
Totals				11-5	309	108	178	23	81/222	5,559	1,057	5.3	2,000	450	4.4	3,559	30-209	3,768	577/	325/	13	78-43.5	109-953	25-17	338	36	9	23	4	0	30/30	1/6	30/35	31:01
WC	1/ 3	vs NE	[W]	14	3	11	0	5/15	206	65	3.2	35	19	1.8	171	2-19	190	44/	21/	1	8-47.3	6-50	4-2	10	1	1	0	0	1/1	-	1/1	28:00		
DIV	1/10	at NYJ	[L]	29	11	17	1	10/14	429	77	5.6	151																						

JACKSONVILLE JAGUARS 1999 OFFENSE GAME-BY-GAME

Wk.	Date	Opp	FIRST DOWNS			3 RD			TOT. OFFENSE			RUSHING			PASSING			PUNTS			FUM.			Tot.											
			Tot	Run	Pass	Pen	DOWN	Yards	Plays	Avg.	Yards	Att.	Avg.	Net	Sacks	Gross	Att./	Cmp./	Int.	Avg.	Yards	Pen.	Lost	Pts.	TD	Rn	Ps	Rt	Sfty	PAT	2PT	FGs	T.O.P.		
1	9/12	vs SF	[W]	18	7	11	0	2/13	344	67	5.1	97	34	2.9	247	2-18	265	31/	22/	0	5-43.4	6-57	0-0	41	4	1	1	2	0	3/3	1/1	4/4	35:02		
2	9/19	at CAR	[W]	27	12	14	1	7/16	414	80	5.2	214	46	4.7	200	2-14	214	32/	20/	0	3-47.7	5-35	1-1	22	2	2	0	0	1/1	0/1	3/4	38:09			
3	9/26	vs TEN	[L]	22	7	14	1	6/16	369	75	4.2	137	33	4.2	232	0-0	232	42/	22/	3	5-45.8	9-79	2-1	19	2	0	1	1	2/2	-	1/1	32:06			
4	10/ 3	at PIT	[W]	13	6	5	2	3/15	204	61	3.3	124	35	3.5	80	1-5	85	25/	10/	1	8-41.5	5-32	0-0	17	1	0	1	0	2	1/1	-	2/2	28:47		
5	10/11	at NYJ	[W]	16	11	5	0	7/17	322	71	4.5	125	34	3.7	197	2-18	215	35/	21/	0	7-45.9	7-67	2-1	16	1	1	0	0	1/1	-	3/3	32:33			
6	10/17	vs CLE	[W]	21	4	16	1	7/14	325	66	4.9	103	33	3.1	222	0-0	222	33/	24/	0	4-44.0	7-55	0-0	24	2	1	1	0	1/1	1/1	3/3	32:24			
8	10/31	at CIN	[W]	23	10	13	0	6/11	377	64	5.9	183	34	5.4	194	2-20	214	28/	17/	0	2-44.5	2-16	0-0	41	5	3	2	0	0	5/5	-	2/2	30:01		
9	11/ 7	at ATL	[W]	20	8	12	0	10/19	367	71	5.2	152	34	4.5	215	3-23	238	34/	19/	0	4-41.8	5-40	1-0	30	3	0	3	0	3/3	-	3/4	34:24			
10	11/14	vs BAL	[W]	9	1	6	2	6/19	132	61	2.2	47	26	1.8	85	6-33	118	29/	20/	0	9-42.6	4-30	1-0	6	0	0	0	0	0/0	-	2/3	32:51			
11	11/21	vs NO	[W]	30	9	17	4	3/7	494	62	8.0	139	27	5.1	355	3-17	372	32/	21/	1	2-26.0	4-50	0-0	41	5	2	2	1	0	5/5	-	2/2	27:52		
12	11/28	at BAL	[W]	24	3	20	1	9/18	388	75	5.2	60	25	2.4	328	3-10	338	47/	27/	2	6-43.2	8-41	1-1	30	4	1	2	1	0	2/2	2/2	0/0	32:35		
13	12/ 2	vs PIT	[W]	24	7	15	2	7/15	466	73	6.4	168	34	4.9	298	2-10	308	37/	25/	0	5-29.6	9-98	3-1	20	2	1	1	0	2/2	-	2/2	36:06			
14	12/13	vs DEN	[W]	18	9	6	3	4/13	265	60	4.4	161	32	5.0	104	3-11	115	25/	11/	0	7-41.1	3-20	4-0	27	3	3	0	0	3/3	-	2/2	27:35			
15	12/19	at CLE	[W]	20	7	13	0	6/14	442	67	6.6	181	33	5.5	261	1-6	267	33/	21/	1	3-43.0	4-57	1-1	24	3	2	1	0	0	3/3	-	1/3	31:44		
16	12/26	at TEN	[L]	16	5	8	3	1/9	237	55	4.3	65	18	3.6	172	4-24	196	33/	12/	3	6-38.5	4-29	1-0	14	2	1	0	1	0	2/2	-	0/0	21:30		
17	1/ 2	vs CIN	[W]	30	10	19	1	8/14	440	77	5.7	135	36	3.8	305	2-12	317	39/	28/	0	2-48.0	8-49	1-1	24	3	2	1	0	0	3/3	-	1/3	37:37		
Totals				14-2	331	116	194	21	92/230	5,586	1,085	5.1	2,091	514	4.1	3,495	36-221	3,716	535/	320/	11	78-41.8	90-755	18-7	396	42	20	16	6	3	37/37	4/5	31/38	31-57	
Div.				1/15	vs MIA	[W]	21	10	1	8/16	520	68	7.6	257	46	5.6	263	2-14	277	20/	12/	1	5-39.0	7-51	1-1	62	8	3	4	1	0	8/8	-	2/3	35-23
AFC				1/23	vs TEN	[L]	20	5	13	2	3/10	360	64	5.6	216	3-10	226	38/	19/	2	3-45.3	9-100	5-4	14	2	1	1	0	0	2/2	-	0/0	28-24		

JACKSONVILLE JAGUARS 1999 DEFENSE GAME-BY-GAME

Wk.	Date	Opp	FIRST DOWNS			3 RD			TOT. OFFENSE			RUSHING			PASSING			PUNTS			FUM.			Tot.									
			Tot	Run	Pass	Pen	DOWN	Yards	Plays	Avg.	Yards	Att.	Avg.	Net	Sacks	Gross	Att./	Cmp./	Int.	Avg.	Yards	Pen.	Lost	Pts.	TD	Rn	Ps	Rt	Sfty	PAT	2PT	FGs	T.O.P.
1	9/12	vs SF	[W]	11	3	6	2	1/14	203	59	3.4	94	20	4.7	109	4-32	141	35/	14/	3	8-46.5	2-10	3-2	3	0	0	0	0	0/0	-	1/1	24:58	
2	9/19	at CAR	[W]	16	5	11	0	2/9	283	48	5.9	87	18	4.8	196	4-20	216	26/	16/	1	5-45.0	5-37	0-0	20	3	0	3	0	2/2	0/1	0/0	21:51	
3	9/26	vs TEN	[L]	15	2	12	1	4/13	242	60	4.0	51	26	2.0	191	2-13	204	32/	17/	1	6-37.0	9-82	2-1	20	2	0	2	0	2/2	-	2/2	27:54	
4	10/ 3	at PIT	[W]	14	5	8	1	5/16	216	67	3.2	117	31	3.8	99	4-27	126	32/	15/	1	6-44.3	7-65	4-1	3	0	0	0	0	0/0	-	1/1	31:13	
5	10/11	at NYJ	[W]	13	6	7	0	3/16	230	66	3.5	89	24	3.7	141	4-23	164	38/	19/	2	7-45.1	2-15	1-0	6	0	0	0	0	0/0	-	2/2	27:27	
6	10/17	vs CLE	[W]	16	4	10	2	7/14	243	55	4.4	113	28	4.0	130	4-31	161	23/	18/	0	7-35.4	6-55	2-1	7	1	0	1	0	1/1	-	0/0	27:36	
8	10/31	at CIN	[W]	14	4	10	0	8/16	300	63	4.8	93	23	4.0	207	4-21	228	36/	20/	2	4-39.5	4-24	1-1	10	1	0	1	0	1/1	-	1/1	29:59	
9	11/ 7	at ATL	[W]	10	1	9	0	4/13	182	50	3.6	42	11	3.8	140	9-63	203	30/	17/	3	6-36.8	5-34	2-1	7	1	0	1	0	0	1/1	-	0/0	25:36
10	11/14	vs BAL	[W]	13	4	8	1	2/14	242	61	4.0	88	24	3.7	154	4-22	176	33/	17/	0	9-37.9	6-29	3-1	3	0	0	0	0	0/0	-	1/1	27:09	
11	11/21	vs NO	[W]	21	8	12	1	6/12	339	58	5.8	106	29	3.7	233	2-18	251	27/	18/	1	4-43.0	8-42	2-0	23	3	3	0	0	2/2	0/1	1/2	32:08	
12	11/28	at BAL	[W]	14	3	11	0	3/12	280	59	4.7	81	22	3.7	199	3-15	214	34/	17/	1	5-37.8	6-39	4-2	23	2	0	2	0	2/2	-	3/3	27:25	
13	12/ 2	vs PIT	[W]	15	3	10	2	1/11	235	57	4.1	63	15	4.2	172	3-22	194	39/	19/	0	6-52.7	9-76	2-0	6	0	0	0	0	0/0	-	2/2	23:54	
14	12/13	vs DEN	[W]	18	4	13	1	7/14	358	61	5.9	90	27	3.3	268	1-7	275	33/	21/	2	6-41.5	9-83	4-0	24	3	1	2	0	3/3	-	1/1	32:25	
15	12/19	at CLE	[W]	19	5	12	2	7/16	269	67	4.0	72	20	3.6	197	6-44	241	41/	24/	0	8-42.5	5-40	1-1	14	2	1	1	0	2/2	-	0/0	28:16	
16	12/26	at TEN	[L]	26	9	15	2	11/18	476	76	6.3	148	37	4.0	328	0-0	328	39/	26/	0	4-40.0	4-33	0-0	41	5	0	5	0	5/5	-	2/2	38:30	
17	1/ 2	vs CIN	[W]	13	6	5	2	1/7	236	44	5.4	110	18	6.1	126	3-15	141	23/	13/	2	5-36.2	6-64	0-0	7	1	1	0	0	1/1	-	0/0	22:23	
Totals				14-2	248	72	159	17	72/215	4,334	951	4.6	1,444	373	3.9	2,890	57-373	3,263	521/	291/	19	96-41.4	93-728	31-11	217	24	6	18	0	22/22	0/2	17/18	28-03
Div.				1/15	vs MIA	[W]	10	0	6	4	2/13	131	64	2.0	110	5-31	141	41/	16/	2	9-39.6	9-88	6-5	7	1	0	1	0	1/1	-	0/0	24-37	
AFC				1/23	vs TEN	[L]																											

JACKSONVILLE JAGUARS 2000 OFFENSE GAME-BY-GAME

Wk.	Date	Opp	FIRST DOWNS			3 RD	TOT. OFFENSE			RUSHING			PASSING			PUNTS			FUM.	Tot.												
			Tot	Run	Pass		Pen	DOWN	Yards	Plays	Avg.	Yards	Att.	Avg.	Net	Sacks	Gross	Att./			Cmp./	Int.	Avg.	Yards	Pen.	Lost	Pts.	TD	Rn	Ps	Rt	Sfty
1	9/3	at CLE	[W]	28	9	19	0	10/16	398	78	5.1	119	40	3.0	279	4-22	301	34/24	0	3-39.0	1-5	1-0	27	3	2	1	0	0	3/3	-	2/2	37:10
2	9/10	at BAL	[L]	22	3	15	4	5/14	421	75	5.6	46	21	2.2	375	4-11	386	50/28	2	3-38.0	10-60	4-2	36	3	0	3	0	0	3/3	-	5/5	31:23
3	9/17	vs CIN	[W]	15	4	9	2	4/16	241	65	3.7	84	29	2.9	157	4-19	176	32/20	1	7-42.3	7-76	0-0	13	1	0	1	0	0	1/1	-	2/3	31:29
4	9/25	at IND	[L]	18	5	12	1	5/14	286	65	4.4	97	24	4.0	189	5-40	229	36/21	2	9-43.2	4-40	1-0	14	2	0	2	0	0	2/2	-	0/0	27:38
5	10/1	vs PIT	[L]	17	1	16	0	5/15	206	68	3.0	26	16	1.6	180	7-45	225	45/23	1	4-50.0	10-75	1-1	13	1	0	1	0	0	1/1	-	2/2	24:50
6	10/8	vs BAL	[L]	22	5	16	1	8/15	348	73	4.8	95	27	3.5	253	3-7	260	43/29	3	5-38.0	6-34	8-3	10	1	1	0	0	0	1/1	-	1/2	31:48
7	10/16	at TEN	[L]	13	4	7	2	4/14	304	58	5.2	143	26	5.5	161	5-35	196	27/18	0	5-44.6	5-40	2-2	13	1	1	0	0	0	1/1	-	2/2	26:53
8	10/22	vs WAS	[L]	21	7	13	1	8/17	385	74	5.2	146	26	5.6	239	6-32	271	42/21	2	5-48.0	5-42	3-2	16	1	0	1	0	0	1/1	-	3/3	32:18
9	10/29	at DAL	[W]	18	8	9	1	7/15	392	62	6.3	161	38	4.2	231	0-0	231	24/20	0	5-43.6	8-50	0-0	23	3	0	3	0	0	2/2	-	1/2	33:36
11	11/12	vs SEA	[L]	24	8	15	1	6/12	437	64	6.8	122	26	4.7	315	5-25	340	33/24	0	4-42.5	7-55	2-1	21	3	2	1	0	0	3/3	-	0/0	30:48
12	11/19	at PIT	[W]	20	11	9	0	6/14	417	70	6.0	240	36	6.7	177	3-13	190	31/17	1	5-42.8	8-55	1-1	34	4	3	1	0	0	4/4	-	2/2	34:20
13	11/26	vs TEN	[W]	16	5	11	0	6/14	334	56	6.0	111	28	4.0	223	3-14	237	25/15	2	3-53.7	4-25	0-0	16	1	0	1	0	0	1/1	-	3/3	29:19
14	12/3	vs CLE	[W]	28	15	11	2	10/18	449	82	5.5	244	47	5.2	205	2-13	218	33/16	0	5-39.2	9-59	0-0	48	6	5	1	0	0	6/6	-	2/2	37:11
15	12/10	vs ARZ	[W]	25	14	10	1	5/12	469	66	7.1	214	45	4.8	255	0-0	255	21/15	0	1-55.0	2-15	0-0	44	5	2	3	0	0	5/5	-	3/3	34:56
16	12/17	at CIN	[L]	17	8	9	0	6/15	276	63	4.4	114	34	3.4	162	1-8	170	28/19	0	8-28.9	6-47	3-1	14	2	1	1	0	0	2/2	-	0/1	37:15
17	12/23	at NYG	[L]	14	2	12	0	5/14	327	61	5.4	70	18	3.9	257	2-5	262	41/23	1	7-42.4	3-25	1-1	25	3	1	2	0	0	2/2	1/1	1/1	25:39
Totals	7-9	318	109	193	16	100/235	5,690	1,080	5.3	2,032	481	4.2	3,658	54-289	3,947	545/333/15	79-41.9	95-703	27-14	367	40	18	22	0	0	38/38	0	38/38	1/1	29/33	31:32	

JACKSONVILLE JAGUARS 2000 DEFENSE GAME-BY-GAME

Wk.	Date	Opp	FIRST DOWNS			3 RD	TOT. OFFENSE			RUSHING			PASSING			PUNTS			FUM.	Tot.												
			Tot	Run	Pass		Pen	DOWN	Yards	Plays	Avg.	Yards	Att.	Avg.	Net	Sacks	Gross	Att./			Cmp./	Int.	Avg.	Yards	Pen.	Lost	Pts.	TD	Rn	Ps	Rt	Sfty
1	9/3	at CLE	[W]	9	2	7	0	3/10	249	44	5.7	96	16	6.0	153	1-7	160	27/19	0	5-50.8	3-25	1-1	7	1	0	1	0	0	1/1	-	0/0	22:50
2	9/10	at BAL	[L]	17	4	11	2	3/13	331	61	5.4	89	18	4.9	242	3-20	262	40/23	2	7-41.1	8-65	1-0	39	5	0	5	0	0	4/4	1/1	1/1	28:37
3	9/17	vs CIN	[W]	14	4	7	3	4/17	233	69	3.4	71	23	3.1	162	5-21	183	41/18	2	7-42.0	6-44	3-2	0	0	0	0	0	0/0	-	0/2	28:31	
4	9/25	at IND	[L]	21	4	16	1	5/12	533	64	8.3	93	28	3.3	440	0-0	440	36/23	0	5-47.4	11-90	1-1	43	5	1	4	0	1	5/5	-	2/2	32:22
5	10/1	vs PIT	[L]	22	13	5	4	4/11	332	62	5.4	209	44	4.8	123	2-9	132	16/10	1	3-34.0	7-55	2-2	24	3	3	0	0	0	3/3	-	1/1	35:10
6	10/8	vs BAL	[L]	10	1	9	0	3/17	194	66	2.9	56	25	2.2	138	2-16	154	39/17	0	9-41.9	5-25	1-1	15	0	0	0	0	0/0	-	5/5	28:12	
7	10/16	at TEN	[L]	18	8	10	0	6/12	409	59	6.9	175	38	4.6	234	0-0	234	21/13	0	3-49.3	10-89	1-1	27	3	1	2	0	0	3/3	-	2/3	33:07
8	10/22	vs WAS	[L]	18	9	8	1	2/9	399	54	7.4	130	30	4.3	269	0-0	269	24/16	1	6-45.0	6-59	1-1	35	5	2	3	0	0	5/5	-	0/0	27:42
9	10/29	at DAL	[W]	22	9	11	2	5/9	325	59	5.5	118	32	3.7	207	2-13	220	25/17	1	3-40.7	7-54	3-2	17	2	1	1	0	0	2/2	-	1/1	30:08
11	11/12	vs SEA	[L]	22	6	12	4	8/15	326	66	4.9	96	32	3.0	230	1-1	231	33/22	0	6-44.8	5-50	3-0	28	4	1	3	0	0	4/4	-	0/0	29:12
12	11/19	at PIT	[W]	15	7	7	1	5/12	302	56	5.4	147	24	6.1	155	5-33	188	27/13	2	4-46.0	4-30	3-3	24	3	2	1	0	0	1/1	1/2	1/2	25:40
13	11/26	vs TEN	[W]	17	6	10	1	6/14	334	57	5.9	117	31	3.8	217	2-11	228	24/13	0	5-38.2	4-40	1-0	13	1	1	0	0	0	1/1	-	2-3	30:41
14	12/3	vs CLE	[W]	2	1	0	1	0/12	53	42	1.3	62	18	3.4	-9	6-42	33	18/7	0	12-43.1	9-85	2-1	0	0	0	0	0	0/0	-	0/0	22:49	
15	12/10	vs ARZ	[W]	11	2	9	0	6/13	189	49	3.9	40	19	2.1	149	4-32	181	26/15	1	5-47.8	4-53	0-0	10	1	0	1	0	0	1/1	-	1/2	25:04
16	12/17	at CIN	[L]	15	6	7	2	5/10	263	53	5.0	106	27	3.9	157	4-14	171	22/10	1	5-36.2	6-40	3-3	17	2	1	0	1	0	2/2	-	1/1	22:45
17	12/23	at NYG	[L]	19	3	15	1	9/17	373	73	5.1	80	31	2.6	293	3-28	321	39/22	1	5-29.8	1-10	0-0	28	4	1	2	1	0	4/4	-	0/1	34:21
Totals	7-9	252	85	144	23	74/203	4,845	934	5.2	1,685	436	3.9	3,160	40-247	3,407	458/258/12	90-42.5	96-814	26-18	327	39	14	23	2	1	36/36	2/3	17/24	28:28			

JACKSONVILLE JAGUARS 2001 OFFENSE GAME-BY-GAME

Wk.	Date	Opp	FIRST DOWNS			TOT. OFFENSE			RUSHING			PASSING			PUNTS			FUM.			Tot.										
			Tot	Run	Pass	Pen	Down	Yards	Plays	Avg.	Yards	Att.	Avg.	Sacks	Gross	Att./	Cmp./	Int.	Avg.	Yards		Pen.	Lost	Pts.	TD	Rn	Ps	Rt	Sfty	PAT	2PT
1	9/9	vs PIT	16	6	9	1	4/12	299	56	5.3	101	29	3.5	198	1-0	198	26/15/0	6-45.7	4-31	2-20	21	3	0	3	0	0	0	3/3	-	0/1	28:50
2	9/23	vs TEN	16	4	10	2	2/12	329	60	5.5	119	30	4.0	210	3-25	235	27/17/0	5-48.0	3-20	4-2	13	1	1	0	0	0	1/1	-	2/3	30:13	
3	9/30	vs CLE	14	5	8	1	4/12	259	58	4.5	98	19	5.2	161	2-9	170	37/19/2	6-47.8	8-63	2-0	14	2	0	1	1	0	2/2	-	0/1	24:20	
4	10/7	at SEA	18	3	14	1	4/14	256	63	4.1	57	21	2.7	199	3-34	233	39/21/0	4-44.5	4-24	3-2	15	1	0	1	0	0	-	0/1	3/4	26:54	
6	10/18	vs BUF	14	6	7	1	3/10	247	51	4.8	115	21	5.5	132	4-18	150	26/16/2	5-45.0	3-35	2-0	10	1	0	1	0	0	1/1	-	1/1	24:26	
7	10/28	at BAL	19	4	12	3	3/10	365	55	6.6	81	15	5.4	284	3-22	306	37/25/0	3-43.3	10-70	1-1	17	2	0	2	0	0	2/2	-	1/1	26:16	
8	11/4	at TEN	20	5	13	2	3/9	309	54	5.7	70	17	4.1	239	5-22	261	32/21/1	5-44.2	3-14	2-0	24	3	2	1	0	0	3/3	-	1/1	22:12	
9	11/11	vs CIN	21	9	10	2	3/11	261	60	4.4	97	25	3.9	164	3-25	189	32/20/0	8-44.9	6-32	1-0	30	4	2	2	0	1	4/4	-	0/0	28:08	
10	11/18	at PIT	14	1	10	3	3/11	234	52	4.5	48	16	3.0	186	5-39	225	31/17/0	7-46.6	7-35	4-3	7	1	0	0	1	0	1/1	-	0/1	25:09	
11	11/25	vs BAL	19	4	14	1	4/12	305	61	5.0	75	19	3.9	230	4-29	259	38/23/0	7-40.4	9-58	1-0	21	3	2	0	1	0	3/3	-	0/1	26:26	
12	12/3	vs GB	20	2	16	2	5/15	348	73	4.8	62	23	2.7	286	5-25	311	45/26/2	6-40.8	13-111	2-2	21	2	0	1	1	0	1/1	1/1	2/3	30:53	
13	12/9	at CIN	17	2	14	1	8/16	255	65	3.9	62	25	2.5	193	8-49	242	32/23/1	7-39.6	7-40	1-0	14	2	0	2	0	0	2/2	-	0/1	31:06	
14	12/16	at CLE	19	8	10	1	8/18	282	76	3.7	128	33	3.9	154	8-48	202	35/20/2	3-44.3	9-85	2-1	15	1	0	1	0	0	0/1	-	3/3	37:13	
15	12/23	at MIN	23	12	11	0	9/14	423	62	6.8	214	37	5.8	209	1-8	217	24/17/0	1-53.0	3-34	0-0	33	3	2	1	0	0	3/3	-	4/4	34:08	
16	12/30	vs KC	22	9	12	1	3/11	431	67	6.4	182	26	7.0	249	4-34	283	37/22/1	4-42.8	5-44	2-2	26	3	2	1	0	1	3/3	-	1/2	27:20	
17	1/6	at CHI	17	5	11	1	4/11	237	56	4.2	91	16	5.7	146	4-43	189	36/19/3	5-35.0	3-14	0-0	13	2	0	2	0	0	1/2	-	0/1	24:47	
Totals			6-10	289	85	181	23	70/198	4,840	969	5.0	1,600	372	4.3	3,240	63-430	3670	534/ 321/ 14	82-43.6	97-710	29-13	294	34	11	20	3	2	30/32	1/2	18/28	28:01

JACKSONVILLE JAGUARS 2001 DEFENSE GAME-BY-GAME

Wk.	Date	Opp	FIRST DOWNS			TOT. OFFENSE			RUSHING			PASSING			PUNTS			FUM.			Tot.										
			Tot	Run	Pass	Pen	Down	Yards	Plays	Avg.	Yards	Att.	Avg.	Sacks	Gross	Att./	Cmp./	Int.	Avg.	Yards		Pen.	Lost	Pts.	TD	Rn	Ps	Rt	Sfty	PAT	2PT
1	9/9	vs PIT	15	5	9	1	6/16	281	68	4.1	120	28	4.3	161	3-20	181	37/21/2	5-35.4	4-29	5-2	3	0	0	0	0	0	0/0	-	1/1	31:10	
2	9/23	vs TEN	13	5	7	1	1/14	264	62	4.3	87	22	4.0	177	4-38	215	36/21/0	6-47.0	6-65	0-0	6	0	0	0	0	0	0/0	-	2/3	29:47	
3	9/30	vs CLE	19	6	13	0	9/16	321	73	4.4	95	36	2.6	226	3-23	249	34/24/1	5-38.4	5-47	2-2	23	2	1	0	1	0	2/2	-	3/3	35:40	
4	10/7	at SEA	21	9	11	1	4/12	395	61	6.5	185	36	5.1	210	2-9	219	23/15/1	6-39.2	7-60	1-1	24	3	2	1	0	0	3/3	-	1/2	33:06	
6	10/18	vs BUF	19	5	12	2	6/14	317	67	4.7	98	35	2.8	219	2-19	238	30/23/0	4-37.0	5-31	0-0	13	1	0	1	0	0	1/1	-	2/4	35:34	
7	10/28	at BAL	23	7	15	1	6/13	305	68	4.5	114	32	3.6	191	5-31	222	31/23/1	5-32.4	4-34	2-0	18	2	1	1	0	0	0/0	0/2	2/2	33:44	
8	11/4	at TEN	27	10	16	1	9/15	362	71	5.1	146	33	4.4	216	4-25	241	34/27/0	4-57.5	8-48	0-0	28	4	2	2	0	0	4/4	-	0/2	37:48	
9	11/11	vs CIN	18	2	16	0	9/19	352	75	4.7	73	23	3.2	279	4-24	303	48/28/1	7-46.7	10-107	3-0	13	1	1	0	0	0	1/1	-	2/2	31:52	
10	11/18	at PIT	20	7	13	0	6/15	402	69	5.8	145	34	4.3	257	2-9	266	33/21/0	8-45.9	9-65	0-0	20	2	1	1	0	0	2/2	-	2/2	34:51	
11	11/25	vs BAL	24	6	17	1	8/15	361	74	4.9	115	42	2.7	246	2-13	259	30/21/1	5-37.4	6-39	4-1	24	3	2	1	0	0	3/3	-	1/2	33:34	
12	12/3	vs GB	20	3	13	4	3/13	389	64	6.1	37	21	1.8	352	1-10	362	42/24/0	7-46.9	9-81	2-1	28	4	1	3	0	0	4/4	-	0/2	29:07	
13	12/9	at CIN	12	3	9	0	3/13	200	58	3.4	60	27	2.2	140	1-7	147	30/16/1	6-35.5	7-54	0-0	10	1	1	0	0	0	1/1	-	1/1	28:54	
14	12/16	at CLE	11	3	8	0	3/11	220	48	4.6	47	15	3.1	173	3-11	184	30/21/1	3-27.3	5-72	2-1	10	1	0	0	1	0	1/1	-	1/1	22:47	
15	12/23	at MIN	16	3	11	2	4/14	214	60	3.6	28	14	2.0	186	4-32	218	42/24/1	6-35.0	3-33	2-1	3	0	0	0	0	0/0	-	1/1	25:52		
16	12/30	vs KC	23	5	15	3	4/11	365	68	5.4	92	31	3.0	273	2-21	294	35/26/2	3-40.3	5-55	4-2	30	3	1	2	0	0	3/3	-	3/3	32:40	
17	1/6	at CHI	19	10	8	1	6/16	322	70	4.6	169	40	4.2	153	1-6	159	29/19/0	3-32.7	3-14	1-1	33	3	2	1	0	0	3/3	-	4/4	35:13	
Totals			6-10	300	89	193	18	87/227	5,070	1,056	4.8	1,611	469	3.4	3,459	43-298	757	544/ 354/ 12	83-40.5	96-834	28-12	286	30	15	13	2	0	28/28	0/2	26/35	31:59

JACKSONVILLE JAGUARS 2002 OFFENSE GAME-BY-GAME

Wk.	Date	Opp	FIRST DOWNS			3 RD			TOT. OFFENSE			RUSHING			PASSING			PUNTS			PEN.			FUM.			Tot.			
			Tot	Run	Pass	Pen	DOWN	Yards	Plays	Avg.	Yards	Att.	Avg.	Net	Sacks	Gross	Att./	Cmp./	Int.	Avg.	Yards	Loss	Pts.	TD	Rn	Ps		Rt	Sfty	PAT
1	9/ 8 vs. IND	[L]	19	8	11	0	8-16	343	69	5.0	118	32	3.7	225	1-3	228	36/ 22/ 1	3-52.0	5-40	3-1	25	3	1	2	0	0	2/2	1/1	1/2	32:33
2	9/15 at KC	[W]	19	5	14	0	7-15	450	65	6.9	130	29	4.5	320	0-0	320	36/ 25/ 0	4-40.5	5-45	1-1	23	3	1	2	0	0	2/2	0/1	1/2	31:44
4	9/29 vs. NYJ	[W]	20	12	8	0	4-10	383	57	6.7	223	40	5.6	160	2-13	173	15/ 10/ 0	5-53.2	3-15	0-0	28	4	4	0	0	0	4/4	-	0/1	33:26
5	10/6 vs. PHI	[W]	16	4	10	2	2-11	267	51	5.2	70	27	2.6	197	1-0	197	23/ 13/ 0	5-44.6	4-21	0-0	28	3	1	1	1	0	2/2	1/1	2/2	25:02
6	10/13 at TEN	[L]	13	7	4	2	4-9	198	42	4.7	130	26	5.0	68	3-16	84	13/ 7/ 2	4-49.5	4-22	0-0	14	2	2	0	0	0	2/2	-	0/0	22:17
7	10/20 at BAL	[L]	22	8	14	0	6-16	397	78	5.1	173	30	5.8	224	2-7	231	46/ 24/ 3	4-38.3	5-30	1-0	10	1	1	0	0	0	1/1	-	1/2	32:01
8	10/27 vs. HOU	[L]	18	7	9	2	6-17	290	71	4.1	126	32	3.9	164	5-38	202	34/ 16/ 0	8-44.1	5-50	0-0	19	2	1	1	0	1	2/2	-	1/3	33:39
9	11/ 3 at NYG	[L]	16	6	9	1	5-14	329	60	5.5	126	20	6.3	203	2-27	230	38/ 23/ 0	3-36.0	8-63	1-1	17	2	0	2	0	0	2/2	-	1/1	26:56
10	11/10 vs. WAS	[W]	18	7	10	1	6-15	309	64	4.8	142	32	4.4	167	3-27	194	29/ 19/ 0	5-48.2	8-55	1-0	26	2	2	0	0	0	2/2	-	4/4	33:43
11	11/17 at HOU	[W]	16	5	11	0	4-12	321	58	5.5	122	28	4.4	199	5-25	224	25/ 15/ 1	6-43.0	7-62	1-0	24	3	1	2	0	0	3/3	-	1/2	28:52
12	11/24 at DAL	[L]	19	5	14	0	5-14	326	68	4.8	132	26	5.1	194	2-8	202	40/ 22/ 1	6-44.5	11-79	2-2	19	2	1	1	0	1	2/2	-	1/2	27:52
13	12/ 1 vs. PIT	[L]	13	4	7	2	3-11	226	47	4.8	102	21	4.9	124	3-22	146	23/ 12/ 0	6-41.7	0-0	0-0	23	3	1	2	0	0	2/2	0/1	1/1	21:19
14	12/ 8 vs. CLE	[L]	13	7	4	2	2-11	211	48	4.4	157	31	5.1	54	3-19	73	14/ 10/ 0	7-46.6	5-51	1-0	20	2	1	1	0	0	2/2	-	2/2	25:04
15	12/15 at CIN	[W]	20	6	13	1	3-12	321	61	5.3	109	30	3.6	212	3-11	223	28/ 19/ 0	5-42.0	5-54	0-0	29	4	1	3	0	0	3/3	1/1	0/0	30:01
16	12/22 vs. TEN	[L]	13	4	9	0	0-11	214	58	3.7	75	18	4.2	139	4-18	157	36/ 18/ 1	7-41.4	8-51	0-0	10	1	0	1	0	0	1/1	-	1/1	24:21
17	12/29 at IND	[L]	20	10	9	1	6-13	266	62	4.3	154	33	4.7	112	3-23	135	26/ 13/ 0	3-40.7	6-47	1-1	13	1	1	0	0	0	1/1	-	2/2	29:29
Totals			6-10 275	105	156	14	71-207	4,851	959	5.1	2,089	455	4.6	2,762	42-257	3,019	462/ 268/ 9	81-44.2	89-685	6-Dec 328	38	19	18	1	2	33/33	3/5	19/27	28:39	

JACKSONVILLE JAGUARS 2002 DEFENSE GAME-BY-GAME

Wk.	Date	Opp	FIRST DOWNS			3 RD			TOT. OFFENSE			RUSHING			PASSING			PUNTS			PEN.			FUM.			Tot.			
			Tot	Run	Pass	Pen	DOWN	Yards	Plays	Avg.	Yards	Att.	Avg.	Net	Sacks	Gross	Att./	Cmp./	Int.	Avg.	Yards	Loss	Pts.	TD	Rn	Ps		Rt	Sfty	PAT
1	9/ 8 vs. IND	[L]	18	5	13	0	9-14	307	60	5.1	104	28	3.7	203	1-8	211	31/ 19/ 0	3-47.3	2-14	2-2	28	4	0	3	1	0	4/4	-	0/1	27:27
2	9/15 at KC	[W]	18	7	11	0	6-13	336	61	5.5	140	28	5.0	196	1-3	199	32/ 16/ 2	4-43.5	5-48	0-0	16	1	0	1	0	0	1/1	-	3/3	28:16
4	9/29 vs. NYJ	[W]	18	2	15	1	5-13	345	63	5.5	78	22	3.5	267	2-14	281	39/ 21/ 2	3-48.3	4-25	4-2	3	0	0	0	0	0	0/0	-	1/1	26:34
5	10/6 vs. PHI	[W]	28	12	15	1	7-17	406	83	4.9	199	30	6.6	207	5-23	230	48/ 28/ 0	5-39.4	10-75	0-0	25	3	1	2	0	0	2/2	1/1	1/1	34:58
6	10/13 at TEN	[L]	25	10	14	1	10-17	370	77	4.8	152	40	3.8	218	1-8	226	36/ 26/ 0	1-30.0	5-55	2-1	23	2	1	1	0	0	2/2	-	3/4	37:43
7	10/20 at BAL	[L]	16	6	9	1	6-14	261	62	4.2	118	32	3.7	143	2-9	152	28/ 14/ 0	6-35.7	4-30	2-2	17	2	0	2	0	0	2/2	-	1/2	27:59
8	10/27 vs. HOU	[L]	12	3	7	2	3-13	242	53	4.6	81	31	2.6	161	4-23	184	18/ 11/ 0	7-37.6	9-60	2-1	21	2	1	1	0	0	1/1	1/1	2/3	26:21
9	11/ 3 at NYG	[L]	26	10	13	3	5-12	394	66	6.0	177	35	5.1	217	3-11	228	28/ 20/ 0	3-38.0	7-59	1-1	24	3	2	1	0	0	3/3	-	1/3	33:04
10	11/10 vs. WAS	[W]	23	3	16	4	3-12	307	69	4.4	68	16	4.3	239	2-17	256	51/ 27/ 3	5-31.4	6-49	1-0	7	1	0	1	0	0	1/1	-	0/1	26:17
11	11/17 at HOU	[W]	18	6	10	2	2-11	272	62	4.4	78	28	2.8	194	4-34	228	30/ 22/ 1	6-34.7	5-40	2-1	21	3	2	1	0	0	3/3	-	0/0	31:08
12	11/24 at DAL	[L]	21	7	12	2	2-9	405	58	7.0	118	31	3.8	287	3-14	301	24/ 16/ 2	5-38.8	10-75	2-1	21	3	1	2	0	0	3/3	-	0/1	32:08
13	12/ 1 vs. PIT	[L]	23	13	10	0	2-11	403	69	5.8	219	40	5.5	184	2-17	201	27/ 17/ 1	1-53.0	4-25	0-0	25	1	1	0	0	0	1/1	-	6/6	38:41
14	12/ 8 vs. CLE	[L]	21	8	11	2	7-15	417	71	5.9	173	33	5.2	244	3-20	264	35/ 21/ 2	5-39.8	10-68	0-0	21	3	1	2	0	0	3/3	-	0/2	34:56
15	12/15 at CIN	[W]	19	5	12	2	7-17	300	69	4.3	65	24	2.7	235	3-23	258	42/ 22/ 1	2-41.0	5-29	1-1	15	1	1	0	0	0	0/0	0/1	3/3	29:59
16	12/22 vs. TEN	[L]	20	8	11	1	4-11	298	62	4.8	175	40	4.4	123	0-0	123	22/ 14/ 0	6-39.7	4-30	0-0	28	4	2	1	1	0	4/4	-	0/1	35:39
17	12/29 at IND	[L]	18	7	9	2	5-13	272	57	4.8	126	29	4.3	146	0-0	146	28/ 20/ 0	3-36.0	6-35	1-1	20	2	1	1	0	0	2/2	-	2/2	30:31
Totals			6-10 324	112	188	24	83-212	5,335	1,042	5.1	2,071	487	4.3	3,264	36-224	3,488	519/ 314/ 14	65-38.7	96-717	20-13 315	35	14	19	2	0	32/32	2/3	23/34	31:21	

JACKSONVILLE JAGUARS 2003 OFFENSE GAME-BY-GAME

Wk.	Date	Opp	FIRST DOWNS			3 RD			TOT. OFFENSE			RUSHING			PASSING			PUNTS			FUM.			Tot.								
			Tot	Run	Pass	Pen	DOWN	Yards	Plays	Avg.	Yards	Att.	Avg.	Net	Sacks	Gross	Att./	Cmp./	Int.	Avg.	Yards	Lost	Pts.		TD	Rn	Ps	Rt	Sfty	PAT	2PT	Fgs
1	9/7	at CAR	[L]	17	4	11	2	4-13	331	59	5.6	2.7	256	4-16	272	27/	23/	0	8-40.9	8-82	1-1	23	3	1	2	0	0	2-2	0-1	1-2	33:23	
2	9/14	vs. BUF	[L]	20	7	12	1	4-14	287	65	4.4	4.3	192	3-22	214	40/	26/	0	4-44.3	8-97	0-0	17	2	1	1	0	0	2-2	-	1-2	28:50	
3	9/21	at IND	[L]	15	7	7	1	5-15	266	55	4.8	6.1	114	2-8	122	28/	16/	0	4-38.8	7-38	2-1	13	1	0	1	0	0	1-1	-	2-4	23:48	
4	9/28	at HOU	[L]	15	4	9	2	2-11	342	59	5.8	3.6	263	0-0	263	37/	18/	3	4-43.5	9-48	3-2	20	2	1	1	0	0	2-2	-	2-2	24:46	
5	10/5	vs. SD	[W]	21	7	14	0	6-14	436	68	6.4	3.3	313	3-23	336	28/	19/	0	4-42.0	8-89	2-1	27	3	1	2	0	0	3-3	-	2-2	33:13	
6	10/12	vs. MIA	[L]	22	7	11	4	8-17	332	76	4.4	2.9	244	4-12	256	42/	24/	3	1-42.0	7-50	5-2	10	1	1	0	0	0	1-1	-	1-2	32:54	
8	10/26	vs. TEN	[L]	15	3	12	0	5-10	293	52	5.6	4.9	239	2-5	244	39/	24/	2	3-47.0	5-45	1-1	17	2	0	2	0	0	2-2	-	1-1	20:46	
9	11/2	at BAL	[L]	20	6	13	1	3-14	320	71	4.5	4.1	186	4-22	208	34/	22/	1	7-44.1	7-52	4-2	17	2	0	1	1	0	2-2	-	1-1	34:53	
10	11/9	vs. IND	[W]	20	10	8	2	9-14	353	62	5.7	4.6	174	0-0	174	24/	12/	1	4-36.0	7-47	1-1	28	4	3	1	0	0	4-4	-	0-0	31:39	
11	11/16	at TEN	[L]	16	8	8	0	2-13	271	62	4.4	4.2	145	1-6	151	31/	15/	2	6-41.3	3-15	1-0	3	0	0	0	0	0-0	-	1-2	30:28		
12	11/23	at NYJ	[L]	20	9	9	2	4-14	330	71	4.6	4.3	172	1-0	172	33/	17/	1	4-38.3	3-37	1-1	10	1	1	0	0	1-1	-	1-2	32:30		
13	11/30	vs. TB	[W]	21	8	11	2	4-12	359	69	5.2	3.9	224	0-0	224	34/	20/	0	3-43.3	5-48	2-1	17	2	0	2	0	0	2-2	-	1-3	31:30	
14	12/7	vs. HOU	[W]	23	11	8	4	7-17	390	70	5.6	5.2	182	1-12	194	29/	18/	0	6-41.0	7-70	1-0	27	3	2	1	0	0	3-3	-	2-3	35:46	
15	12/14	at NE	[L]	17	5	12	0	6-14	354	61	5.8	3.6	282	1-6	288	40/	21/	2	5-43.2	8-60	2-0	13	1	0	1	0	0	1-1	-	2-3	32:41	
16	12/21	vs. NO	[W]	22	11	8	3	6-13	374	63	5.9	5.4	131	1-0	131	17/	9/	2	2-34.5	7-69	0-0	20	2	1	1	0	0	2-2	-	2-3	32:03	
17	12/28	at ATL	[L]	21	11	10	0	5-13	320	61	5.2	5.6	163	1-4	167	32/	19/	0	4-38.5	9-48	1-1	14	2	1	1	0	0	2-2	-	0-1	28:38	
Totals				5-11	305	118	163	24	80-216	5,358	1,024	5.2	4.3	3,285	28-136	3,421	515/	303/	17	69-41.3	108-895	27-14	276	31	13	17	1	0	30-30	0-1	20-33	30-09

JACKSONVILLE JAGUARS 2003 DEFENSE GAME-BY-GAME

Wk.	Date	Opp	FIRST DOWNS			3 RD			TOT. OFFENSE			RUSHING			PASSING			PUNTS			FUM.			Tot.								
			Tot	Run	Pass	Pen	DOWN	Yards	Plays	Avg.	Yards	Att.	Avg.	Net	Sacks	Gross	Att./	Cmp./	Int.	Avg.	Yards	Lost	Pts.		TD	Rn	Ps	Rt	Sfty	PAT	2PT	Fgs
1	9/7	at CAR	[L]	17	7	9	1	4-14	242	61	4.0	4.7	120	5-21	141	30/	16/	2	7-40.7	9-83	4-0	24	3	0	3	0	1	1-1	0-2	1-1	26:37	
2	9/14	vs. BUF	[L]	20	6	12	2	8-14	371	59	6.3	1.3	328	0-0	328	27/	20/	0	2-48.5	6-55	2-0	38	5	3	2	0	0	5-5	-	1-1	31:10	
3	9/21	at IND	[L]	17	6	11	0	7-14	289	63	4.6	2.4	216	0-0	216	33/	21/	1	3-42.0	4-20	0-0	23	2	0	2	0	0	2-2	-	3-3	36:12	
4	9/28	at HOU	[L]	21	7	12	2	7-16	339	75	4.5	3.0	229	1-5	234	37/	23/	2	4-34.8	4-43	4-2	24	3	2	1	0	0	3-3	-	1-2	35:14	
5	10/5	vs. SD	[W]	21	4	14	3	5-11	346	58	6.0	5.3	277	4-19	296	41/	24/	0	6-40.3	10-61	3-2	21	3	0	3	0	0	3-3	-	0-0	26:47	
6	10/12	vs. MIA	[L]	16	6	9	1	4-10	234	52	4.5	3.8	143	1-4	147	27/	14/	1	5-44.2	11-149	2-1	24	3	1	0	2	0	3-3	-	1-1	27:06	
8	10/26	vs. TEN	[L]	23	11	11	1	8-14	320	65	4.9	3.5	187	0-0	187	27/	21/	1	3-49.7	8-49	0-0	30	3	2	1	0	0	3-3	-	3-3	39:14	
9	11/2	at BAL	[L]	9	4	5	0	6-15	259	53	4.9	3.4	156	0-0	156	23/	10/	1	5-46.8	7-40	1-1	24	2	1	1	0	0	1-1	-	1-1	25:07	
10	11/9	vs. IND	[W]	20	2	16	2	6-15	394	66	6.0	2.2	347	0-0	347	45/	28/	2	4-34.8	7-38	1-0	23	2	0	2	0	0	2-2	-	3-3	28:21	
11	11/16	at TEN	[L]	13	5	8	0	7-15	246	60	4.1	3.0	150	2-16	166	26/	13/	1	4-43.5	2-12	2-2	10	1	0	1	0	0	1-1	-	1-2	29:32	
12	11/23	at NYJ	[L]	17	1	15	1	4-13	282	62	4.5	2.9	221	2-15	236	39/	25/	1	6-39.0	6-45	0-0	13	1	0	1	0	0	1-1	-	2-2	27:30	
13	11/30	vs. TB	[W]	16	6	9	1	2-12	221	59	3.7	4.1	144	2-12	156	38/	21/	1	5-36.6	7-80	0-0	10	1	1	0	0	0	1-1	-	1-2	28:30	
14	12/7	vs. HOU	[W]	7	2	4	1	1-12	124	49	2.5	3.0	54	3-17	71	23/	11/	1	10-41.9	10-86	3-2	0	0	0	0	0	0-0	-	0-0	24:14		
15	12/14	at NE	[L]	18	6	12	0	8-16	296	68	4.4	2.6	212	2-16	228	34/	22/	0	4-40.3	4-55	1-1	27	3	2	1	0	0	3-3	-	2-2	27:19	
16	12/21	vs. NO	[W]	20	0	16	4	6-13	350	64	5.5	2.4	289	1-7	296	38/	22/	0	3-36.0	4-30	2-1	19	2	0	2	0	0	1-2	-	2-2	27:57	
17	12/28	at ATL	[L]	21	11	9	1	9-14	344	62	5.5	4.3	178	1-2	180	22/	12/	1	4-41.5	4-35	1-0	21	3	1	2	0	0	3-3	-	0-0	31:22	
Totals				5-11	276	84	172	20	92-218	4,657	976	4.8	3.2	3,251	24-134	3,385	510/	303/	15	75-41.0	103-881	26-12	331	37	13	22	2	1	33-34	1-3	24-27	29-51

JACKSONVILLE JAGUARS 2004 OFFENSE GAME-BY-GAME

Wk.	Date	Opp	FIRST DOWNS			3 RD			TOT. OFFENSE			RUSHING			PASSING			PUNTS			PEN.			FUM.			Tot.							
			Tot	Run	Pass	Pen	DOWN	Yards	Plays	Avg.	Yards	Att.	Avg.	Net	Sacks	Gross	Att./	Cmp./	Int.	Avg.	Yards	Lost	Pts.	TD	Rn	Ps	Rt	Sfty	PAT	2PT	FGs	T.O.P.		
1	9/12	at BUF	[W]	14	4	8	2	2-13	225	61	3.7	83	23	3.6	142	2-5	147	36/	18/	2	6-47.0	9-50	0-0	13	1	0	1	0	0	1-1	-	2-2	26:07	
2	9/19	vs DEN	[W]	8	2	4	2	1-10	176	40	4.4	67	22	3.0	109	2-11	120	16/	8/	0	9-44.1	10-85	1-0	7	1	0	1	0	0	1-1	-	0-0	22:52	
3	9/26	at TEN	[W]	15	7	6	2	3-11	253	51	5.0	136	29	4.7	117	2-7	124	20/	14/	0	7-39.0	9-87	3-0	15	2	1	1	0	0	1-1	1-1	0-0	28:46	
4	10/3	vs IND	[L]	23	5	16	2	8-15	408	73	5.6	97	31	3.1	311	1-7	318	41/	29/	0	1-33.0	5-28	2-1	17	1	0	1	0	0	--	-	1-1	3-4	35:33
5	10/10	at SD	[L]	28	6	19	3	7-14	429	75	5.7	80	18	4.4	349	3-8	357	54/	36/	2	3-38.7	5-33	1-1	21	3	2	1	0	0	3-3	-	0-0	30:02	
6	10/17	vs KC	[W]	19	4	14	1	6-13	378	63	6.0	101	23	4.4	277	4-21	298	36/	24/	0	5-46.0	5-46	0-0	22	3	1	2	0	0	2-2	1-1	0-1	30:00	
7	10/24	at IND	[W]	20	5	15	0	5-11	414	60	6.9	128	27	4.7	286	3-14	300	30/	23/	1	1-36.0	6-48	2-1	27	2	0	2	0	0	1-1	1-1	4-4	34:34	
8	10/31	at HOU	[L]	14	3	10	1	4-12	287	55	5.2	39	12	3.3	248	1-7	255	42/	27/	2	4-47.0	11-80	1-0	6	0	0	0	0	0	--	-	2-3	24:54	
10	11/14	vs DET ot	[W]	22	10	11	1	12-22	415	89	4.7	239	50	4.8	176	3-22	198	36/	19/	0	8-39.6	10-99	0-0	23	3	1	2	0	0	2-2	-	1-1	41:44	
11	11/21	vs TEN	[L]	18	9	8	1	3-13	274	61	4.5	151	32	4.7	123	2-6	129	27/	13/	1	6-40.8	3-22	1-1	15	1	1	0	0	1	1-1	-	2-3	31:32	
12	11/28	at MIN	[L]	18	7	10	1	7-15	379	63	6.0	154	27	5.7	225	2-10	235	34/	19/	0	2-54.0	6-45	3-2	16	1	0	1	0	0	1-1	-	3-3	31:17	
13	12/5	vs PIT	[L]	20	5	11	4	6-14	359	63	5.7	100	34	2.9	259	2-9	268	27/	16/	0	3-47.7	3-25	1-0	16	1	0	1	0	0	1-1	-	3-5	34:37	
14	12/12	vs CH	[W]	22	5	13	4	4-15	332	73	4.5	90	28	3.2	242	0-0	242	45/	25/	1	8-42.6	8-75	1-0	22	2	0	2	0	1	2-2	-	2-2	35:43	
15	12/19	at GB	[W]	19	8	6	5	3-11	312	57	5.5	197	36	5.5	115	1-6	121	20/	9/	0	7-36.6	7-85	3-2	28	4	2	2	0	0	4-4	-	0-0	30:42	
16	12/26	vs HOU	[L]	6	4	2	0	1-10	126	44	2.9	95	20	4.8	31	3-23	54	21/	10/	1	7-45.3	5-45	3-2	0	0	0	0	0	0	0-0	-	0-1	21:02	
17	1/2	at OAK	[W]	13	4	8	1	8-1	242	63	3.8	93	34	2.7	149	1-0	149	28/	15/	1	7-43.6	7-87	1-1	13	1	1	0	0	0	1-1	-	2-2	30:53	
Totals	9-7	279	88	161	30	80-217	5,009	991	5.1	1,850	446	4.2	3,159	32-156	3,315	513/	305/	11	84-42.8	109-940	23-11	261	26	9	17	0	2	21-21	4-4	24-31	30-28			

JACKSONVILLE JAGUARS 2004 DEFENSE GAME-BY-GAME

Wk.	Date	Opp	FIRST DOWNS			3 RD			TOT. OFFENSE			RUSHING			PASSING			PUNTS			PEN.			FUM.			Tot.						
			Tot	Run	Pass	Pen	DOWN	Yards	Plays	Avg.	Yards	Att.	Avg.	Net	Sacks	Gross	Att./	Cmp./	Int.	Avg.	Yards	Lost	Pts.	TD	Rn	Ps	Rt	Sfty	PAT	2PT	FGs	T.O.P.	
1	9/12	at BUF	[W]	16	5	10	1	7-14	242	63	3.8	95	36	2.6	147	1-6	153	26/	17/	0	5-44.6	7-78	3-2	10	1	0	1	0	0	1-1	-	1-2	33:53
2	9/19	vs DEN	[W]	20	4	13	3	6-17	356	74	4.8	106	35	3.0	250	0-0	250	39/	23/	0	7-41.4	7-57	3-1	6	0	0	0	0	0	0-0	-	2-3	37:08
3	9/26	at TEN	[W]	13	5	7	1	6-13	249	56	4.4	119	26	4.6	130	3-13	143	27/	16/	1	4-52.3	6-56	2-0	12	1	1	0	0	0	0-1	2-2	31:14	
4	10/3	vs IND	[L]	23	7	14	2	3-8	337	56	6.0	117	27	4.3	220	0-0	220	29/	20/	1	3-48.0	3-26	0-0	24	3	1	2	0	0	3-3	-	1-1	24:27
5	10/10	at SD	[L]	18	8	10	0	9-15	386	62	6.2	176	35	5.0	210	1-1	211	26/	17/	0	4-41.5	4-44	0-0	34	4	2	2	0	0	4-4	-	2-2	29:58
6	10/17	vs KC	[W]	19	3	15	1	6-13	350	60	5.8	77	21	3.7	273	6-42	315	33/	23/	1	5-42.4	5-30	3-0	16	2	0	2	0	0	1-2	-	1-2	30:00
8	10/31	at HOU	[W]	23	5	17	1	6-10	446	59	7.6	87	18	4.8	359	1-9	368	40/	27/	0	3-48.0	12-62	2-2	24	3	0	3	0	0	3-3	-	2-2	35:06
10	11/14	vs DET ot	[W]	10	4	3	3	2-14	190	54	3.5	81	19	4.3	109	2-12	121	33/	11/	1	6-44.2	8-45	0-0	17	2	0	0	2	0	2-2	-	1-1	25:26
11	11/21	vs TEN	[L]	14	4	10	0	4-13	295	60	4.9	103	27	3.8	192	3-17	209	30/	18/	2	5-43.2	4-49	1-0	18	2	1	1	0	0	1-1	1-1	1-1	28:28
12	11/28	at MIN	[L]	27	7	14	3	6-10	330	61	5.4	112	30	3.7	218	4-17	235	27/	19/	1	2-49.0	4-35	1-1	27	3	1	1	0	3-3	-	2-2	28:43	
13	12/5	vs PIT	[L]	15	5	9	1	5-10	316	45	7.0	120	25	4.8	196	3-25	221	17/	14/	0	5-46.4	11-82	2-0	17	2	0	2	0	0	2-2	-	1-1	25:23
14	12/12	vs CH	[W]	10	0	9	1	2-12	210	52	4.0	31	14	2.2	179	5-33	212	33/	17/	1	7-48.3	13-104	2-1	3	0	0	0	0	0	-	1-2	24:17	
15	12/19	at GB	[W]	26	2	21	3	6-11	444	67	6.6	94	21	4.5	350	2-17	367	44/	30/	3	3-38.0	12-101	4-2	25	3	0	2	1	0	2-2	1-1	1-2	29:18
16	12/26	vs HOU	[L]	19	11	8	0	7-15	333	67	5.0	219	44	4.9	114	4-17	131	19/	13/	2	5-44.2	6-50	2-0	21	3	1	1	0	3-3	-	0-1	38:58	
17	1/2	at OAK	[W]	16	7	6	3	5-17	281	69	4.1	147	28	5.3	134	2-8	142	39/	15/	3	6-39.7	8-72	3-1	6	0	0	0	0	0-0	-	2-2	29:07	
Totals	9-7	290	83	181	26	84-205	5,134	972	5.3	1,777	438	4.1	3,357	37-217	3,574	497/	306/	16	74-44.1	118-966	30-12	280	31	7	18	6	0	27-28	2-3	21-28	29-32		

JACKSONVILLE JAGUARS 2005 OFFENSE GAME-BY-GAME

Wk.	Date	Opp	FIRST DOWNS			3 RD			TOT. OFFENSE			RUSHING			PASSING			PUNTS			FUM.			Tot.	T.O.P.							
			Tot	Run	Pass	Pen	Down	Yards	Plays	Avg.	Yards	Att.	Avg.	Net	Sacks	Gross	Att./	Cmp./	Int.	Avg.	Yards	Loss	Pts.			TD	Rn	Ps	Rt	Sfty	PAT	2PT
1	9/11 vs. SEA	[W]	18	4	13	1	4-13	362	66	5.5	119	31	3.8	243	3-15	258	32/	18/	0	4-44.0	6-31	1-0	26	2	0	2	0	0	2/2	-	4/5	34:11
2	9/18 at IND	[L]	12	4	7	1	6-15	303	59	5.1	128	24	5.3	175	6-23	198	29/	16/	0	7-45.6	7-60	6-0	3	0	0	0	0	0/0	-	1/2	31:20	
3	9/25 at NYJ	[W]	16	8	7	1	10-20	308	73	4.2	139	47	3.0	169	2-8	177	24/	16/	1	6-50.0	9-85	3-2	26	3	1	2	0	0	2/2	-	2/2	40:31
4	10/2 vs. DEN	[L]	13	1	10	2	3-9	241	47	5.1	12	11	1.1	229	2-11	240	34/	20/	2	6-41.8	15-119	3-2	7	1	0	1	0	0	1/1	-	0/0	21:55
5	10/9 vs. CIN	[W]	19	8	7	4	2-11	342	61	5.6	181	37	4.9	161	0-0	161	24/	10/	0	5-39.8	10-98	1-1	23	2	0	2	0	0	2/2	-	3/3	29:25
6	10/16 at PIT	[W]	17	6	9	2	7-19	246	73	3.4	93	35	2.7	153	3-24	177	35/	19/	1	9-46.9	10-106	1-0	21	3	1	1	0	2/2	-	1/1	36:09	
8	10/30 at STL	[L]	16	6	10	0	6-14	427	61	7.0	221	28	7.9	206	2-7	213	31/	18/	1	3-25.7	4-25	1-0	23	3	1	2	0	0	3/3	-	0/2	31:22
9	11/6 vs. HOU	[W]	18	4	12	2	6-12	312	54	5.8	98	27	3.6	214	2-4	218	25/	19/	0	6-37.8	6-45	1-0	21	3	2	1	0	0	3/3	-	0/0	29:04
10	11/13 vs. BAL	[W]	20	8	10	2	5-14	338	66	5.1	133	35	3.8	205	1-6	211	30/	16/	0	5-40.6	5-42	0-0	30	3	1	1	0	0	3/3	-	3/3	34:29
11	11/20 at TEN	[W]	22	5	15	2	10-17	295	70	4.2	49	30	1.6	246	2-12	258	38/	22/	0	6-50.2	3-15	1-1	31	4	1	3	0	0	4/4	-	1/1	31:54
12	11/27 at AZ	[W]	19	8	9	2	8-15	295	61	4.8	162	33	4.9	133	0-0	133	28/	14/	0	4-39.0	11-81	0-0	24	3	2	0	1	0	3/3	-	1/2	31:41
13	12/4 at CLE	[W]	17	7	8	2	5-13	237	59	4.0	122	38	3.8	115	1-1	116	20/	11/	1	4-41.3	5-50	0-0	20	2	0	2	0	0	2/2	-	2/2	29:43
14	12/11 vs. IND	[L]	18	5	12	1	3-11	324	58	5.6	74	23	3.2	250	0-0	250	35/	26/	0	5-38.6	7-65	4-3	18	2	1	1	0	0	1/1	1/1	1/1	26:02
15	12/18 vs. SF	[W]	21	6	13	2	6-17	336	77	4.4	134	35	3.8	202	2-14	216	40/	21/	0	8-39.3	10-84	0-0	10	1	1	0	0	0	1/1	-	1/2	35:40
16	12/24 at HOU	[W]	30	11	14	5	5-11	448	67	6.7	172	33	5.2	276	3-16	292	31/	18/	0	2-49.0	6-50	2-0	38	5	4	1	0	0	5/5	-	1/2	32:18
17	1/1 vs. TEN	[W]	25	6	14	5	7-14	335	69	4.9	122	35	3.5	213	3-21	234	31/	19/	0	3-38.7	7-50	2-1	40	5	3	2	0	0	4/5	-	2/2	34:11
Totals	12-4	301	97	170	34	93-225	5,149	1,021	5.0	1,959	502	3.9	3,190	32-162	3,352	487/	283/	6	83-42.4	121-1006	27-11	361	42	18	21	3	0	38/39	1/1	23/30	31:33	
WC 1/7/05 at NE	[L]	15	1	14	0	1-12	292	62	4.7	87	17	5.1	205	6-42	247	39/	21/	1	5-41.8	8-40	2-1	3	0	0	0	0	0/0	-	1/2	29:34		

JACKSONVILLE JAGUARS 2005 DEFENSE GAME-BY-GAME

Wk.	Date	Opp	FIRST DOWNS			3 RD			TOT. OFFENSE			RUSHING			PASSING			PUNTS			FUM.			Tot.	T.O.P.							
			Tot	Run	Pass	Pen	Down	Yards	Plays	Avg.	Yards	Att.	Avg.	Net	Sacks	Gross	Att./	Cmp./	Int.	Avg.	Yards	Loss	Pts.			TD	Rn	Ps	Rt	Sfty	PAT	2PT
1	9/11 vs. SEA	[W]	20	5	13	2	3-9	322	58	5.6	97	19	5.1	225	3-21	246	37/	21/	1	5-46.0	5-29	3-3	14	2	0	2	0	0	2/2	-	0/0	25:49
2	9/18 at IND	[L]	18	10	7	1	7-16	268	66	4.1	146	38	3.8	122	0-0	122	28/	13/	2	7-46.1	6-45	0-0	10	1	1	0	0	0	1/1	-	1/1	28:40
3	9/25 at NYJ	[W]	12	4	5	3	3-12	168	51	3.3	89	25	3.6	79	4-16	95	22/	11/	2	7-48.6	6-44	3-1	20	2	1	0	1	0	2/2	-	2/2	25:34
4	10/2 vs. DEN	[L]	24	9	12	3	5-15	306	73	4.2	188	44	4.3	118	3-18	136	26/	19/	0	4-48.5	5-30	0-0	20	2	0	2	0	0	2/2	-	2/4	38:05
5	10/9 vs. CIN	[W]	20	6	12	2	4-13	364	61	6.0	132	26	5.1	232	2-7	239	33/	22/	0	6-36.0	12-94	2-1	20	2	0	2	0	0	2/2	-	2/2	30:35
6	10/16 at PIT	[W]	16	3	7	6	1-12	218	60	3.6	73	30	2.4	145	2-9	154	28/	11/	3	6-31.7	7-80	2-1	17	2	0	1	1	0	2/2	-	1/2	27:27
8	10/30 at STL	[L]	15	7	7	1	4-12	386	56	6.9	200	33	6.1	186	2-14	200	21/	13/	3	5-40.8	9-59	0-0	24	3	0	2	1	0	3/3	-	1/1	28:38
9	11/6 vs. HOU	[W]	17	7	10	0	4-12	279	59	4.7	88	23	3.8	191	6-28	219	30/	22/	0	5-44.0	4-30	5-1	14	2	1	1	0	0	2/2	-	0/0	30:56
10	11/13 vs. BAL	[W]	8	2	5	1	4-14	163	54	3.0	53	17	3.1	110	4-32	142	33/	19/	3	7-44.6	9-86	0-0	3	0	0	0	0	0	0/0	-	1/1	25:31
11	11/20 at TEN	[W]	16	4	11	1	5-13	254	54	4.7	63	21	3.0	191	3-17	208	30/	20/	1	8-46.6	11-73	0-0	28	4	1	2	1	0	4/4	-	0/0	28:06
12	11/27 at AZ	[W]	23	2	16	5	3-11	368	65	5.7	67	16	4.2	301	3-14	315	46/	29/	1	4-40.0	11-105	1-1	17	2	0	2	0	0	2/2	-	1/2	28:19
13	12/4 at CLE	[W]	15	4	9	2	4-12	303	57	5.3	98	32	3.1	205	5-21	226	20/	13/	0	6-37.2	7-97	1-0	14	2	0	2	0	0	2/2	-	0/1	30:17
14	12/11 vs. IND	[L]	25	3	19	3	6-14	399	74	5.4	99	34	2.9	300	3-24	324	37/	24/	0	3-46.3	5-47	0-0	26	2	0	2	0	0	2/2	-	4/4	33:58
15	12/18 vs. SF	[W]	11	4	3	4	1-13	217	51	4.3	110	25	4.4	107	2-16	123	24/	8/	1	8-41.9	8-56	1-0	9	0	0	0	0	0	0/0	-	3/3	24:20
16	12/24 at HOU	[W]	18	4	13	1	7-13	370	62	6.0	107	29	3.7	263	4-32	295	29/	19/	1	2-32.0	7-40	1-0	20	2	0	2	0	0	2/2	-	2/4	27:42
17	1/1 vs. TEN	[W]	15	5	9	1	6-14	270	62	4.4	99	22	4.5	171	1-8	179	39/	21/	1	5-48.0	18-140	2-1	13	2	0	2	0	0	1/2	-	0/0	25:49
Totals	12-4	273	79	158	36	67-205	4,655	963	4.8	1,709	434	3.9	2,946	47-277	3,223	482/	285/	19	88-42.8	130-1055	21-9	269	30	4	22	4	0	29/30	-	20/27	28:27	
WC 1/7/05 at NE	[L]	17	6	10	1	7-14	307	59	5.2	118	28	4.2	189	4-12	201	27/	15/	0	5-39.2	4-32	4-0	28	4	0	3	1	0	4/4	-	0/0	30:26	

JACKSONVILLE JAGUARS 2006 OFFENSE GAME-BY-GAME

Wk.	Date	Opp	FIRST DOWNS			TOT. OFFENSE			RUSHING			PASSING			PUNTS			FUM.			Tot.												
			Tot	Run	Pass	Pen	3 RD	Down	Yards	Plays	Avg.	Yards	Att.	Avg.	Net	Sacks	Gross	Att./	Cmp./	Int.		Avg.	Yards	Pen.	Lost	Pts.	TD	Rn	Ps	Rt	Sfty	PAT	2PT
1	9/10 vs. DAL	[W]	22	6	14	2	5-13	307	67	4.6	78	32	2.4	229	1-8	237	34/	23/	1	6-44.0	2-41	1-0	24	3	2	1	0	0	3/3	-	1/2	34-12	
2	9/18 vs. PIT	[W]	17	3	13	1	6-18	362	70	5.2	110	30	3.7	252	1-8	260	39/	26/	1	6-41.8	10-86	1-0	9	0	0	0	0	0	0/0	-	3/3	37-25	
3	9/24 at IND	[L]	20	12	7	1	9-16	297	69	4.3	191	40	4.8	106	1-1	107	28/	16/	2	4-46.5	4-38	0-0	14	2	1	1	0	0	2/2	-	0/2	39-24	
4	10/1 at WAS	[L]	12	2	10	0	2-13	307	54	5.7	32	16	2.2	275	4-15	290	34/	20/	1	5-49.2	4-35	1-1	30	3	0	3	0	0	3/3	-	3/3	25-17	
5	10/8 vs. NYJ	[W]	19	8	9	2	6-13	312	60	5.2	181	39	4.6	131	1-9	140	20/	9/	0	4-38.5	9-62	0-0	41	5	3	2	0	0	5/5	-	2/2	32-02	
7	10/22 at HOU	[L]	14	7	5	2	3-12	220	54	4.1	102	25	4.1	118	1-7	125	28/	14/	0	7-42.1	7-35	2-2	7	1	1	0	0	1/1	-	0/0	26-30		
8	10/29 at PHI	[W]	16	13	3	0	4-14	285	64	4.5	209	46	4.5	76	1-11	87	17/	10/	0	5-39.8	5-44	2-1	13	1	1	0	0	1/1	-	2/2	36-51		
9	11/5 vs. TEN	[W]	17	8	8	1	5-13	342	54	6.3	173	30	5.8	169	2-8	177	22/	12/	0	5-41.0	4-20	0-0	37	4	0	3	1	0	4/4	-	3/3	30-11	
10	11/12 vs. HOU	[L]	16	6	9	1	5-10	322	55	5.9	118	19	6.2	204	2-10	214	34/	15/	4	4-36.5	9-65	1-0	10	1	1	0	0	1/1	-	1/1	22-27		
11	11/20 vs. NYG	[W]	21	8	13	0	9-18	414	75	5.5	165	43	3.8	249	0-0	249	32/	19/	0	4-36.8	9-65	2-1	26	2	2	0	0	2/2	-	4/4	40-19		
12	11/26 at BUF	[L]	19	11	7	1	1-11	323	60	5.4	207	35	5.9	116	3-16	132	22/	16/	0	6-38.7	10-108	2-1	24	3	1	2	0	0	3/3	-	1/2	32-10	
13	12/3 at MIA	[W]	18	8	10	0	7-12	353	57	6.2	150	31	4.8	203	4-26	229	22/	16/	0	3-38.3	7-60	1-1	24	3	1	2	0	0	3/3	-	1/1	36-56	
14	12/10 vs. IND	[W]	23	16	4	3	2-9	447	57	7.8	375	42	8.9	72	1-7	79	14/	8/	1	1-20.0	3-31	0-0	44	5	4	0	1	0	5/5	-	3/4	31-37	
15	12/17 at TEN	[L]	23	9	13	1	10-19	396	82	4.8	193	41	4.7	203	4-30	233	37/	22/	3	2-37.5	2-25	1-1	17	2	1	1	0	0	2/2	-	1/1	44-22	
16	12/24 vs. NE	[L]	12	3	8	1	5-12	339	46	7.4	144	22	6.5	195	1-0	195	23/	17/	0	5-38.8	7-60	2-1	21	3	2	1	0	0	3/3	-	0/1	22-47	
17	12/31 at KC	[L]	24	7	14	3	6-14	397	65	6.1	113	22	5.1	284	3-22	306	40/	23/	1	6-31.8	5-35	0-0	30	4	3	1	0	0	3/3	0-1	1/1	29-22	
Totals			8-8	293	127	147	19	85-217	5,423	989	5.5	2,541	513	5.0	2,882	30-178	3,060	446/	266/	14	73-40.0	97-806	16-9	371	42	23	17	2	0	41/41	0-1	26/32	32-11

JACKSONVILLE JAGUARS 2006 DEFENSE GAME-BY-GAME

Wk.	Date	Opp	FIRST DOWNS			TOT. OFFENSE			RUSHING			PASSING			PUNTS			FUM.			Tot.												
			Tot	Run	Pass	Pen	3 RD	Down	Yards	Plays	Avg.	Yards	Att.	Avg.	Net	Sacks	Gross	Att./	Cmp./	Int.		Avg.	Yards	Pen.	Lost	Pts.	TD	Rn	Ps	Rt	Sfty	PAT	2PT
1	9/10 vs. DAL	[W]	14	4	9	1	6/15	323	57	5.7	88	22	4.0	235	2-11	246	33/	16/	3	5-53.2	9-93	0-0	17	2	1	1	0	0	2/2	-	1/2	25-48	
2	9/18 vs. PIT	[W]	9	0	7	2	3/13	153	48	3.2	26	14	1.9	127	2-14	141	32/	17/	2	8-44.8	3-25	1-0	0	0	0	0	0	0	0/0	-	0/0	22-35	
3	9/24 at IND	[L]	14	4	10	0	6/13	272	53	5.1	63	20	3.2	209	2-10	219	31/	14/	0	7-43.3	4-35	0-0	21	3	1	1	1	0	3/3	-	0/0	20-36	
4	10/1 at WAS	[L]	22	11	11	0	7/14	481	70	6.9	152	40	3.8	329	0-0	329	30/	18/	1	5-30.8	4-40	1-1	36	4	1	3	0	0	3/3	-	3/3	36-32	
5	10/8 vs. NYJ	[W]	11	6	3	2	3/14	177	58	3.1	132	34	3.9	45	6-26	71	18/	10/	3	6-40.8	6-59	1-1	0	0	0	0	0	0/0	-	0/0	27-58		
7	10/22 at HOU	[L]	21	10	10	1	5/14	349	69	5.1	131	34	3.9	218	1-6	224	34/	25/	0	5-43.4	3-17	0-0	27	3	1	2	0	0	3/3	-	2/3	33-30	
8	10/29 at PHI	[W]	14	4	9	1	4/14	227	58	3.9	85	20	4.3	142	4-19	161	34/	18/	0	7-44.0	8-50	0-0	6	0	0	0	0	0/0	-	2/2	23-09		
9	11/5 vs. TEN	[W]	14	5	8	1	5/18	262	69	3.8	108	32	3.4	154	1-9	163	36/	15/	3	7-46.7	4-20	1-0	7	1	0	1	0	0	1/1	-	0/0	29-49	
10	11/12 vs. HOU	[L]	21	9	9	3	8/19	306	80	3.8	148	42	3.5	158	3-18	176	35/	17/	0	5-34.2	6-51	1-0	13	1	1	0	0	1/1	-	2/4	37-33		
11	11/20 vs. NYG	[W]	13	3	8	2	4/13	247	56	4.4	25	14	1.8	222	1-8	230	41/	19/	2	6-40.2	5-35	1-1	10	1	0	1	0	0	1/1	-	1/1	19-41	
12	11/26 at BUF	[L]	13	3	8	2	3/10	241	51	4.7	72	23	3.1	169	0-0	169	28/	21/	1	6-44.2	4-55	3-0	27	3	2	0	1	0	3/3	-	2/2	27-50	
13	12/3 at MIA	[W]	20	7	12	1	7/14	309	65	4.8	68	19	3.6	241	4-26	267	42/	27/	2	3-41.0	1-10	0-0	10	1	0	1	0	0	1/1	-	1/2	29-04	
14	12/10 vs. IND	[W]	23	6	15	2	7/16	339	72	4.7	34	20	1.7	305	2-8	313	50/	25/	1	6-32.3	7-71	0-0	17	2	2	0	0	2/2	-	1/1	28-23		
15	12/17 at TEN	[L]	5	2	3	0	0/8	98	34	2.9	41	16	2.6	57	3-28	85	15/	8/	0	5-43.8	4-40	1-0	24	3	0	0	3	0	3/3	-	1/2	15-38	
16	12/24 vs. NE	[L]	22	10	10	2	8/16	359	70	5.1	117	30	3.9	242	1-7	249	39/	28/	0	5-35.0	7-51	0-0	24	3	2	1	0	0	3/3	-	1/2	37-13	
17	12/31 at KC	[L]	23	10	11	2	7/16	395	68	5.8	170	40	4.3	225	3-10	235	25/	16/	2	4-39.5	5-32	2-1	35	5	3	1	1	0	5/5	-	0/0	30-38	
Totals			8-8	259	94	143	22	83-227	4,538	978	4.6	1,460	420	3.5	3,078	35-200	3,278	523/	294/	20	90-41.4	80-684	12-4	274	32	14	12	6	0	31/31	0-1	17/24	27-49

JACKSONVILLE JAGUARS 2007 OFFENSE GAME-BY-GAME

Wk.	Date	Opp	FIRST DOWNS			TOT. OFFENSE			RUSHING			PASSING			PUNTS			FUM.			Tot.	T.O.P.							
			Run	Pass	Pen	Yards	Plays	Avg.	Net	Sacks	Gross	Att./Cmp./Int.	Yards	Lost	Pts.	TD	Rn	Pt	Rt	Sfty			PAT	2PT	FGs				
1	9/9	vs. TEN	13	5	6	272	50	5.4	75	17	4.4	197	3-7	204	30/17/0	5-42.2	4-45	1-1	10	1	0	0	1/1	-	1/1	23:05			
2	9/16	vs. ATL	17	5	12	364	63	5.8	113	34	3.3	251	4-21	272	25/17/0	4-33.5	11-91	1-0	13	1	0	1	0	1/1	-	2/2	34:15		
3	9/23	at DEN	21	11	9	326	70	4.7	186	47	4.0	140	3-14	154	20/14/0	2-40.0	3-14	2-2	23	2	1	1	0	0	2/2	-	3/3	38:42	
5	10/7	at KC	20	7	12	357	66	5.4	156	35	4.5	201	4-17	218	27/20/0	4-45.0	5-30	0-0	17	2	1	1	0	0	2/2	-	1/2	36:43	
6	10/14	vs. HOU	25	9	13	457	61	7.5	244	26	9.4	213	1-8	221	34/22/0	0-0.0	3-28	3-3	37	5	2	2	1	0	4/5	-	1/2	29:20	
7	10/22	vs. IND	18	9	8	226	66	3.4	117	27	4.3	109	3-19	128	36/17/2	1-47.0	2-20	2-1	7	1	1	0	0	0	1/1	-	0/0	25:53	
8	10/28	at TB	12	6	6	219	62	3.5	133	44	3.0	86	2-14	100	16/7/0	8-45.5	5-45	1-0	24	3	1	1	0	0	3/3	-	1/1	32:05	
9	11/4	at NO	18	4	13	432	58	7.4	88	23	3.8	344	2-10	354	33/20/3	5-38.6	4-38	0-0	24	3	0	2	1	0	3/3	-	1/1	26:06	
10	11/11	at TEN	19	10	7	262	68	3.9	166	44	3.8	96	1-5	101	23/13/0	5-43.0	4-35	1-1	28	4	3	1	0	0	4/4	-	0/0	34:23	
11	11/18	vs. SD	18	8	9	311	61	5.1	122	37	3.3	189	0-0	189	24/15/0	5-40.6	5-42	0-0	24	3	1	2	0	0	3/3	-	1/1	32:57	
12	11/25	vs. BUF	21	6	14	416	64	6.5	124	26	4.8	292	1-4	296	37/23/0	1-51.0	1-5	1-1	36	3	2	1	0	0	3/3	-	5/5	29:15	
13	12/2	at IND	27	12	14	411	63	6.5	168	31	5.4	243	3-14	257	29/24/1	0-0.0	8-64	1-1	25	3	1	2	0	0	2/2	1/1	1/2	35:45	
14	12/9	vs. CAR	24	8	14	427	75	5.7	178	38	4.7	249	0-0	249	37/21/0	1-26.0	6-40	2-1	37	4	1	2	1	0	4/4	-	3/3	38:58	
15	12/16	at PIT	25	13	11	421	75	5.6	224	42	5.3	197	0-0	197	33/17/1	5-29.0	1-10	0-0	29	4	1	3	0	0	2/3	0/1	1/1	37:39	
16	12/23	vs. OAK	26	9	13	437	56	7.8	201	28	7.2	236	2-17	253	26/16/1	4-50.3	6-42	2-1	49	7	3	4	0	0	7/7	-	0/0	27:12	
17	12/30	at HOU	24	5	19	381	64	6.0	96	23	4.2	285	2-17	302	39/25/0	4-49.8	8-45	1-1	28	4	0	4	0	0	4/4	-	0/0	31:47	
Totals			11-5	328	127	180	21	100-219	5,719	1,022	5.6	3,328	31-167	3,495	469/288/8	54-41.6	76-594	18-13	411	50	18	28	4	0	46/48	1/2	21/24	32:08	
WC 1/5 at PIT			14	8	5	1	4-11	239	54	4.4	135	29	4.7	104	4-36	140	21/9/2	4-50.0	6-40	0-0	31	4	2	1	0	4/4	-	1/2	27:01
DIV 1/12 at NE			22	4	15	3	4-10	350	56	6.3	80	22	3.6	270	1-8	278	33/22/1	1-50.0	5-42	2-1	20	2	0	2	0	2/2	-	2/2	27:18

JACKSONVILLE JAGUARS 2007 DEFENSE GAME-BY-GAME

Wk.	Date	Opp	FIRST DOWNS			TOT. OFFENSE			RUSHING			PASSING			PUNTS			FUM.			Tot.	T.O.P.									
			Run	Pass	Pen	Yards	Plays	Avg.	Net	Sacks	Gross	Att./Cmp./Int.	Yards	Lost	Pts.	TD	Rn	Pt	Rt	Sfty			PAT	2PT	FGs						
1	9/9	vs. TEN	22	15	5	2	6-12	350	69	5.1	282	49	5.8	68	2-10	78	18/11/1	3-30.0	4-29	3-1	13	1	1	0	0	1/1	-	2/2	36:55		
2	9/16	vs. ATL	13	3	9	1	7-14	248	52	4.8	82	25	3.3	166	7-34	200	20/12/0	5-39.2	5-44	0-0	7	1	1	0	0	1/1	-	0/2	25:45		
3	9/23	at DEN	11	2	9	0	4-8	265	42	6.3	47	18	2.6	218	1-4	222	23/16/1	2-63.0	6-36	2-2	14	2	1	1	0	2/2	-	0/0	21:18		
5	10/7	at KC	14	0	14	0	4-14	271	56	4.8	10	10	1.0	261	3-18	279	43/25/1	7-46.0	3-25	1-0	7	1	0	1	0	1/1	-	0/1	23:17		
6	10/14	vs. HOU	23	5	18	0	2-10	390	69	5.7	61	24	2.5	329	2-12	341	43/30/1	2-44.5	8-58	2-2	17	1	0	1	0	0/0	1/1	3/3	30:40		
7	10/22	vs. IND	24	12	10	2	7-14	384	72	5.3	141	33	4.3	243	2-16	259	37/23/1	3-40.3	4-27	1-0	29	3	2	1	0	1	3/3	-	2/2	34:07	
8	10/28	at TB	18	5	12	1	4-14	385	64	6.0	136	21	6.5	249	2-18	267	41/19/3	6-44.5	7-74	0-0	23	2	1	1	0	2/2	-	3/3	27:55		
9	11/4	at NO	32	6	25	1	4-10	538	75	7.2	103	25	4.1	435	1-10	445	49/35/0	3-44.3	2-20	2-1	41	5	1	3	1	0	5/5	-	2/4	33:54	
10	11/11	at TEN	17	2	14	1	4-15	292	64	4.6	62	19	3.3	230	4-27	257	41/24/2	5-44.0	9-56	2-1	13	1	0	1	0	1/1	-	2/2	25:37		
11	11/18	vs. SD	18	6	11	1	4-12	388	60	6.5	79	20	4.0	309	0-0	309	40/22/2	2-44.8	4-31	0-0	17	2	1	1	0	2/2	-	1/1	27:03		
12	11/25	vs. BUF	20	5	14	1	9-16	297	65	4.6	94	24	3.9	203	1-8	211	40/27/2	4-37.8	5-29	1-1	14	2	1	1	0	2/2	-	0/0	30:45		
13	12/2	at IND	19	4	14	1	10-13	342	55	6.2	63	25	2.5	279	1-9	288	29/20/1	2-38.0	2-15	0-0	28	4	0	4	0	4/4	-	0/0	24:15		
14	12/9	vs. CAR	10	3	6	1	2-12	149	54	2.8	50	15	3.3	99	1-6	105	38/16/1	5-48.4	5-50	1-1	6	0	0	0	0	0/0	-	2/2	21:02		
15	12/16	at PIT	13	7	6	0	5-13	217	55	3.9	111	17	6.5	106	5-40	146	33/16/0	7-40.9	4-34	2-0	22	3	0	3	0	2/2	1/1	0/0	22:21		
16	12/23	vs. OAK	13	7	6	0	3-15	215	65	3.3	110	30	3.7	105	4-24	129	31/13/3	6-49.5	11-88	3-1	11	1	0	1	0	0/0	1/1	1/1	32:48		
17	12/30	at HOU	19	10	8	1	5-9	290	53	5.5	170	34	5.0	120	1-8	128	18/11/1	2-36.5	3-20	0-0	42	6	3	1	2	0	6/6	-	0/0	28:13	
Totals			11-5	286	92	181	13	80-201	5,021	970	5.2	1,605	390	4.1	3,416	37-244	3,660	543/319/20	66-43.5	82-636	20-10	304	35	12	20	3	1	32/32	3/3	18/23	27:52
WC 1/5 at PIT			24	5	17	2	7-14	340	74	4.6	43	26	1.7	297	6-40	337	42/29/3	4-44.3	5-50	1-1	29	4	2	2	0	2/2	0/2	1/1	32:59		
DIV 1/12 at NE			24	11	12	1	6-10	403	58	6.9	145	29	5.0	258	1-4	262	28/26/0	1-30.0	6-74	0-0	31	4	1	3	0	4/4	-	1/2	32:42		

JACKSONVILLE JAGUARS 2008 OFFENSE GAME-BY-GAME

Wk.	Date	Opp	FIRST DOWNS			3 RD			TOT. OFFENSE			RUSHING			PASSING			PUNTS			FUM.			Tot.									
			Tot	Run	Pass	Pen	DOWN	Yards	Plays	Avg.	Yards	Att.	Avg.	Net	Sacks	Gross	Att./	Cmp./	Int.	Avg.	Yards	Pen.	Lost		Pts.	TD	Rn	Ps	Rt	Sfty	PAT	2PT	FGs
1	9/7	at TEN	[L]	13	1	11	1	5-14	189	59	3.2	33	17	1.9	156	7-59	215	35/	23/	2	6-37.0	6-50	1-1	10	1	0	1	0	0	1/1	-	1/2	31:20
2	9/14	vs. BUF	[L]	19	9	9	1	2-11	243	57	4.3	98	27	3.6	145	2-20	165	28/	17/	1	4-50.5	5-35	1-0	16	1	1	0	0	0	1/1	-	3/3	28:46
3	9/21	at IND	[W]	25	13	11	1	8-14	403	70	5.8	236	48	4.9	167	0-0	167	22/	16/	1	1-60.0	5-44	0-0	23	2	1	0	1	0	2/2	-	3/3	41:35
4	9/28	vs. HOU	[W]	21	7	14	0	6-12	375	58	6.5	139	25	5.6	236	1-0	236	32/	23/	0	2-46.5	2-27	0-0	30	3	2	1	0	0	3/3	-	3/3	31:15
5	10/5	vs. PIT	[L]	14	2	9	3	3-13	213	54	3.9	38	19	2.0	175	3-25	200	32/	18/	0	5-46.6	8-89	1-0	21	3	1	1	1	0	3/3	-	0/0	26:37
6	10/12	at DEN	[W]	26	9	15	2	5-12	416	70	5.9	155	34	4.6	261	2-15	276	34/	25/	0	4-40.0	6-45	3-2	24	3	2	1	0	0	3/3	-	1/1	33:35
8	10/26	vs. CLE	[L]	23	6	16	1	11-20	380	74	5.1	113	29	3.9	267	3-16	283	42/	25/	0	3-46.7	6-40	1-1	17	2	0	2	0	0	2/2	-	1/2	35:05
9	11/2	at CIN	[L]	18	6	12	0	5-13	282	62	4.5	68	21	3.2	214	3-15	229	38/	23/	1	6-45.0	12-86	1-0	19	2	1	0	1	0	1/1	0/1	2/2	29:41
10	11/9	at DET	[W]	24	11	12	1	5-10	384	61	6.3	157	33	4.8	227	1-11	238	25/	18/	0	2-38.5	5-33	0-0	38	5	3	2	0	0	5/5	-	1/1	30:59
11	11/16	vs. TEN	[L]	17	6	7	4	3-15	257	66	3.9	140	32	4.4	117	4-18	135	30/	13/	1	10-40.9	9-61	1-0	14	2	2	0	0	0	2/2	-	0/0	32:27
12	11/23	vs. MIN	[L]	17	2	13	2	6-14	321	63	5.1	35	14	2.5	286	4-31	317	45/	27/	2	3-41.0	8-81	5-3	12	1	0	1	0	1	1/1	-	1/3	29:31
13	12/1	at HOU	[L]	21	6	15	0	4-11	388	64	6.1	126	26	4.8	262	3-25	287	35/	25/	1	3-40.3	8-60	2-2	17	2	1	1	0	0	2/2	-	1/2	33:03
14	12/7	at CHI	[L]	14	6	8	0	5-17	278	69	4.0	119	28	4.3	159	3-19	178	38/	19/	1	7-40.1	4-21	2-0	10	1	0	1	0	0	1/1	-	1/1	32:03
15	12/14	vs. GB	[W]	18	8	8	2	6-12	323	54	6.0	94	19	4.9	229	2-9	238	33/	21/	0	4-49.5	6-58	1-0	20	3	1	2	0	0	2/2	0/1	0/1	27:57
16	12/18	vs. IND	[L]	28	9	17	2	7-13	409	71	5.8	105	27	3.9	304	3-25	329	41/	28/	1	3-43.0	7-60	1-0	24	3	2	1	0	0	3/3	-	1/1	31:53
17	12/28	at BAL	[L]	14	6	6	2	6-12	245	53	4.6	118	27	4.4	127	1-0	127	25/	14/	2	4-46.5	7-28	3-2	7	1	0	1	0	0	1/1	-	0/0	27:58
Totals			5-11	312	107	183	22	87-213	5,106	1,005	5.1	1,774	426	4.2	3,332	42-288	3,620	537/	335/	13	67-43.3	104-813	23-11	302	35	17	15	3	1	33/33	0/2	19/25	31-22

JACKSONVILLE JAGUARS 2008 DEFENSE GAME-BY-GAME

Wk.	Date	Opp	FIRST DOWNS			3 RD			TOT. OFFENSE			RUSHING			PASSING			PUNTS			FUM.			Tot.									
			Tot	Run	Pass	Pen	DOWN	Yards	Plays	Avg.	Yards	Att.	Avg.	Net	Sacks	Gross	Att./	Cmp./	Int.	Avg.	Yards	Pen.	Lost		Pts.	TD	Rn	Ps	Rt	Sfty	PAT	2PT	FGs
1	9/7	at TEN	[L]	14	7	6	1	3-13	309	57	5.4	137	32	4.3	172	1-3	175	24/	14/	2	7-42.9	5-36	1-0	17	2	1	1	0	0	2/2	-	1/1	28:40
2	9/14	vs. BUF	[L]	18	6	11	1	6-11	285	54	5.3	75	26	2.9	210	3-29	239	25/	20/	0	3-47.7	4-40	1-1	20	2	1	1	0	0	2/2	-	2/2	31:14
3	9/21	at IND	[W]	19	9	7	3	5-9	325	49	6.6	114	19	6.0	211	1-5	216	29/	15/	2	3-45.0	6-37	0-0	21	3	2	1	0	0	3/3	-	0/0	18:25
4	9/28	vs. HOU	[W]	23	4	18	1	9-13	386	63	6.1	79	23	3.4	307	0-0	307	40/	29/	0	2-43.5	2-15	2-0	27	3	0	3	0	0	3/3	-	2/2	32:20
5	10/5	vs. PIT	[L]	28	6	18	4	7-15	415	70	5.9	129	26	5.0	286	3-23	309	41/	26/	1	4-49.8	10-129	0-0	26	3	0	3	0	0	2/2	0/1	2/2	33:23
6	10/12	at DEN	[W]	19	7	10	2	6-13	323	60	5.4	131	23	5.7	192	0-0	192	37/	21/	1	4-48.0	4-52	2-2	17	2	0	2	0	0	2/2	-	1/1	26:25
8	10/26	vs. CLE	[L]	15	6	9	0	3-12	327	52	6.3	91	24	3.8	236	1-10	246	27/	14/	0	5-41.4	1-15	1-0	23	2	1	1	0	0	2/2	-	3/3	24:55
9	11/2	at CIN	[L]	20	9	8	3	6-13	312	62	5.0	159	29	5.5	153	2-9	162	31/	21/	1	7-35.4	5-39	1-1	21	3	1	2	0	0	3/3	-	0/0	30:19
10	11/9	at DET	[W]	13	5	7	1	4-13	256	52	4.9	103	27	3.8	153	7-45	198	18/	11/	1	4-45.3	6-46	1-0	14	2	1	1	0	0	2/2	-	0/1	29:01
11	11/16	vs. TEN	[L]	13	4	8	1	1-12	344	57	6.0	114	33	3.5	230	1-0	230	23/	13/	1	8-43.0	10-63	0-0	24	3	0	3	0	0	3/3	-	1/1	27:33
12	11/23	vs. MIN	[L]	15	9	5	1	4-13	226	57	4.0	122	34	3.6	104	3-16	120	20/	12/	1	3-46.3	5-49	0-0	30	3	2	0	1	0	3/3	-	3/3	30:29
13	12/1	at HOU	[L]	18	8	8	2	1-8	326	51	6.4	126	26	4.8	200	0-0	200	25/	14/	1	3-36.0	5-30	1-0	30	3	2	1	0	0	3/3	-	3/3	26:57
14	12/7	at CHI	[L]	16	5	10	1	5-15	296	61	4.9	86	26	3.3	210	1-9	219	34/	20/	1	6-44.5	1-5	3-0	23	2	0	2	0	0	2/2	-	3/3	27:57
15	12/14	vs. GB	[W]	18	4	13	1	10-16	398	63	5.4	84	28	3.0	254	3-24	278	32/	20/	1	2-43.5	3-30	1-0	16	1	0	1	0	0	1/1	-	3/3	32:03
16	12/18	vs. IND	[L]	20	1	17	2	6-10	336	52	7.6	32	18	1.8	364	0-0	364	34/	29/	0	2-41.0	6-50	0-0	31	4	0	3	1	0	4/4	-	1/2	28:07
17	12/28	at BAL	[L]	20	8	11	1	5-14	431	62	7.0	127	34	3.7	304	3-18	322	25/	18/	0	4-38.3	7-55	1-0	27	3	3	0	0	0	3/3	-	2/3	32:02
Totals			5-11	289	98	166	25	82-200	5,295	922	5.7	1,709	428	4.0	3,586	29-191	3,777	465/	297/	13	67-43.0	80-691	15-4	367	41	14	25	2	0	40/40	0/1	27/30	28-38

JACKSONVILLE JAGUARS 2009 OFFENSE GAME-BY-GAME

Wk.	Date	Opp	FIRST DOWNS					3 RD					TOT. OFFENSE					RUSHING					PASSING					PUNTS					PEN.					FUM. Tot. Tot.				
			Tot	Run	Pass	Pen	DOWN	Yards	Plays	Avg.	Yards	Att.	Avg.	Net	Sacks	Gross	Att./	Cmp./	Int.	Avg.	Yards	Lost	Pts.	TD	Rn	Ps	Rt	Sfty	PAT	2PT	Fgs	T.O.P.										
1	9/13	at IND	[L]	12	7	4	1	6-15	228	55	4.1	114	26	4.4	114	1-8	122	28/	14/	0	5-37.8	3-24	0-0	12	1	1	0	0	0/0	0/1	2/3	26:04										
2	9/20	vs. ARI	[L]	18	4	13	1	6-16	367	67	5.5	92	20	4.6	275	4-7	282	43/	23/	1	4-45.3	8-50	4-2	17	2	0	2	0	2/2	-	1/2	28:39										
3	9/27	at HOU	[W]	24	11	10	3	5-11	399	62	6.4	185	32	5.8	214	0-0	214	30/	18/	0	3-35.3	5-40	1-1	31	4	4	0	0	4/4	-	1/1	30:52										
4	10/4	vs. TEN	[W]	27	10	15	2	6-13	442	69	6.4	137	30	4.6	305	2-18	323	37/	27/	0	3-37.0	4-30	1-1	37	4	1	3	0	4/4	-	3/4	34:07										
5	10/11	at SEA	[L]	10	2	8	0	2-13	199	52	3.8	38	15	2.5	161	5-29	190	32/	19/	0	8-46.4	9-73	2-2	0	0	0	0	0/0	-	0/0	25:16											
6	10/18	vs. STL	[W]	33	14	15	4	11-16	492	84	5.9	166	38	4.4	326	3-9	335	43/	30/	2	4-36.3	3-15	1-1	23	3	3	0	0	2/2	0/1	1/2	42:12										
8	11/1	at TEN	[L]	12	4	8	0	4-12	330	49	6.7	217	16	13.6	113	4-26	139	29/	14/	2	7-44.1	2-27	2-0	13	2	2	0	0	1/2	-	0/0	20:17										
9	11/8	vs. KC	[W]	21	11	10	0	9-16	426	69	6.2	173	41	4.2	253	1-11	264	27/	18/	0	4-44.3	5-31	1-1	24	3	2	1	0	3/3	-	1/2	36:13										
10	11/15	at NYJ	[W]	18	6	11	1	7-13	347	60	5.8	139	32	4.3	208	2-13	221	26/	16/	0	4-36.8	5-40	2-1	24	3	2	1	0	3/3	-	1/2	31:07										
11	11/22	vs. BUF	[W]	19	7	11	1	9-15	310	66	4.7	102	34	3.0	208	2-7	215	30/	21/	1	5-44.8	6-50	3-1	18	2	1	1	0	1/1	1/1	1/1	36:24										
12	11/29	at SF	[L]	18	4	14	0	3-12	357	61	5.9	96	19	5.1	261	6-46	307	36/	25/	0	4-43.3	6-60	2-2	3	0	0	0	0	0/0	-	1/3	29:16										
13	12/6	vs. HOU	[W]	19	7	11	1	8-16	323	68	4.8	107	36	3.0	216	4-22	238	28/	15/	0	3-49.3	4-45	2-1	23	2	0	2	0	1	2/2	-	3/3	30:07									
14	12/13	vs. MIA	[L]	10	5	3	2	3-14	217	54	4.0	95	25	3.8	122	3-17	139	26/	11/	0	7-43.1	2-10	1-0	10	1	1	0	0	1/1	-	1/1	24:54										
15	12/17	vs. IND	[L]	25	9	16	0	10-16	345	76	4.5	139	34	4.1	206	2-17	223	40/	23/	1	3-44.7	4-22	1-0	31	4	1	3	0	4/4	-	1/2	35:26										
16	12/27	at NE	[L]	16	7	9	0	4-11	275	52	5.3	98	25	3.9	177	2-8	185	25/	19/	2	4-38.8	1-5	1-0	7	1	1	0	0	1/1	-	0/0	27:35										
17	1/3	at CLE	[L]	18	6	12	0	9-17	328	66	5.0	131	24	5.5	197	3-5	202	39/	22/	1	4-36.3	3-20	2-0	17	2	0	2	0	2/2	-	1/2	27:02										
Totals			8-8	300	114	170	16	102-226	5,385	1,010	5.3	2,029	447	4.5	3,356	44-243	3,599	519/	315/	10	72-41.9	70-542	26-13	290	34	19	15	0	1	30/31	1/3	18/28	30:08									

JACKSONVILLE JAGUARS 2009 DEFENSE GAME-BY-GAME

Wk.	Date	Opp	FIRST DOWNS					3 RD					TOT. OFFENSE					RUSHING					PASSING					PUNTS					PEN.					FUM. Tot. Tot.				
			Tot	Run	Pass	Pen	DOWN	Yards	Plays	Avg.	Yards	Att.	Avg.	Net	Sacks	Gross	Att./	Cmp./	Int.	Avg.	Yards	Lost	Pts.	TD	Rn	Ps	Rt	Sfty	PAT	2PT	Fgs	T.O.P.										
1	9/13	at IND	[L]	21	4	15	2	8-14	365	70	5.2	71	31	2.3	294	1-7	301	38/	28/	1	2-44.0	3-17	1-1	14	2	1	1	0	2/2	-	0/1	33:56										
2	9/20	vs. ARI	[L]	22	7	15	0	2-9	383	60	6.4	118	28	4.2	265	0-0	265	32/	27/	0	3-46.3	7-58	5-2	31	4	1	2	1	0	4/4	-	1/2	31:21									
3	9/27	at HOU	[W]	23	5	17	1	4-10	397	59	6.7	111	22	5.0	286	2-14	300	35/	26/	1	4-42.8	5-60	1-1	24	3	0	3	0	3/3	-	1/1	29:08										
4	10/4	vs. TEN	[W]	19	5	13	1	8-16	379	67	5.7	95	19	5.0	284	0-0	284	48/	29/	2	5-42.2	6-68	1-1	17	2	1	1	0	0/0	1/2	1/1	25:53										
5	10/11	at SEA	[L]	24	8	13	3	6-14	379	71	5.3	143	40	3.6	236	1-5	241	30/	18/	0	3-44.3	1-10	2-0	41	5	0	4	1	0	5/5	-	2/2	34:44									
6	10/18	vs. STL	[W]	13	1	11	1	4-12	262	53	4.9	55	18	3.1	207	1-6	213	34/	22/	1	6-41.2	6-52	0-0	20	2	0	1	0	2/2	-	2/2	24:48										
8	11/1	at TEN	[L]	20	12	8	0	8-15	430	67	6.4	305	49	6.2	125	0-0	125	18/	15/	0	4-48.3	4-20	0-0	30	3	2	1	0	3/3	-	3/3	39:43										
9	11/8	vs. KC	[W]	14	3	10	1	4-13	301	56	5.4	60	14	4.3	241	3-21	262	39/	23/	0	7-46.6	1-10	1-0	21	2	0	2	0	1/1	1/1	2/3	23:47										
10	11/15	at NYJ	[W]	19	7	10	2	7-13	322	60	5.4	110	29	3.8	212	0-0	212	31/	16/	2	2-50.5	4-26	1-1	22	2	1	1	0	1/1	0/1	3/3	28:53										
11	11/22	vs. BUF	[W]	14	1	12	1	3-11	343	51	6.7	53	18	2.9	290	2-7	297	31/	18/	2	4-50.5	6-43	2-1	15	1	0	1	0	0/0	0/1	3/3	23:36										
12	11/29	at SF	[L]	15	5	9	1	8-16	284	61	4.7	52	20	2.6	232	0-0	232	41/	27/	0	5-50.2	1-5	0-0	20	2	0	2	0	2/2	-	2/2	30:44										
13	12/6	vs. HOU	[W]	19	7	10	2	5-15	305	61	5.0	72	22	3.3	233	2-7	240	37/	22/	3	5-45.0	6-37	1-0	18	2	1	1	0	1/1	0/1	1/1	29:53										
14	12/13	vs. MIA	[L]	22	8	14	0	8-15	354	71	5.0	146	40	3.7	208	2-12	220	29/	21/	1	5-43.8	4-27	5-2	14	2	2	0	0	2/2	-	0/1	35:06										
15	12/17	vs. IND	[L]	18	2	16	0	8-12	369	53	7.0	61	23	2.7	308	0-0	308	30/	23/	1	3-43.0	5-40	0-0	35	5	0	4	1	0	5/5	-	0/0	24:34									
16	12/27	at NE	[L]	26	12	14	0	6-10	464	62	7.5	197	36	5.5	267	0-0	267	26/	23/	0	1-42.0	2-10	1-1	35	5	1	4	0	5/5	-	0/0	32:25										
17	1/3	at CLE	[L]	18	13	4	1	5-13	300	60	5.0	214	49	4.4	86	0-0	86	11/	7/	1	3-35.7	3-15	1-0	23	2	2	0	0	2/2	-	3/3	32:58										
Totals			8-8	307	100	191	16	94-209	5,637	982	5.7	1,863	458	4.1	3,774	14-79	3,853	510/	345/	15	62-44.9	64-498	22-10	380	44	12	28	4	1	38/38	2/6	24/28	29:52									

JACKSONVILLE JAGUARS 2010 OFFENSE GAME-BY-GAME

Wk.	Date	Opp	FIRST DOWNS			3 RD			TOT. OFFENSE			RUSHING			PASSING			PUNTS			PEN.			FUM. Tot. Tot.									
			Tot	Run	Pass	Pen	Down	Yards	Plays	Avg.	Yards	Att.	Avg.	Net	Sacks	Gross	Att./	Cmp./	Int.	Avg.	Yards	Lost	Pts.	TD	Rn	Ps	Rt	Sfty	PAT	2PT	Fgs	T.O.P.	
1	9/12	vs. DEN	[W]	18	9	6	3	3-10	299	56	5.3	134	34	3.9	165	1-5	170	21/	16/	0	4-41.3	5-47	0-0	24	3	0	3	0	0	3/3	-	1/1	29:30
2	9/19	at SD	[L]	20	6	14	0	6-12	350	68	5.1	71	24	3.0	279	2-14	293	42/	26/	4	0-0.0	5-33	2-2	13	1	0	1	0	0	1/1	-	2/2	30:24
3	9/26	vs. PHI	[L]	16	9	6	1	5-17	191	69	2.8	139	32	4.3	52	7-53	105	30/	13/	1	8-48.0	4-67	1-0	3	0	0	0	0	0/0	-	1/1	32:53	
4	10/3	vs. IND	[W]	20	10	9	1	9-13	337	57	5.9	174	35	5.0	163	0-0	163	22/	17/	0	4-42.5	7-45	0-0	31	4	2	2	0	0	4/4	-	1/1	29:46
5	10/10	at BUF	[W]	21	10	11	0	4-11	381	62	6.1	216	40	5.4	165	2-13	178	20/	16/	1	0-0.0	5-38	3-2	36	3	0	3	0	0	3/3	-	5/5	34:21
6	10/18	vs. TEN	[L]	17	7	8	2	3-13	249	63	4.0	76	25	3.0	173	2-16	189	36/	21/	3	3-37.3	7-55	1-1	3	0	0	0	0	0/0	-	1/1	27:15	
7	10/24	at KC	[L]	19	4	12	3	3-10	300	58	5.2	84	23	3.7	216	1-6	222	34/	18/	2	3-38.3	6-43	2-1	20	2	0	2	0	0	2/2	-	2/2	26:00
8	10/31	at DAL	[W]	20	6	14	0	6-12	387	58	6.7	149	34	4.4	238	3-22	260	21/	17/	0	5-48.4	6-36	1-1	35	5	1	4	0	0	5/5	-	0/0	32:35
10	11/14	vs. HOU	[W]	29	12	15	2	4-11	491	69	7.1	165	36	4.6	326	2-16	342	31/	24/	0	3-43.7	8-62	1-0	31	4	2	2	0	0	4/4	-	1/3	35:23
11	11/21	vs. CLE	[W]	24	11	11	2	4-11	371	67	5.5	145	28	5.2	226	4-28	254	35/	20/	4	2-33.5	2-10	2-2	24	3	1	2	0	0	3/3	-	1/1	31:28
12	11/28	at NYG	[L]	26	15	9	2	10-16	328	73	4.5	207	34	6.1	121	4-41	162	35/	20/	1	3-43.3	3-20	3-1	20	2	2	0	0	2/2	-	2/2	35:27	
13	12/5	at TEN	[W]	23	16	7	0	6-15	377	73	5.2	258	53	4.9	119	1-7	126	19/	14/	0	2-43.0	4-31	1-0	17	2	2	0	0	2/2	-	1/3	39:54	
14	12/12	vs. OAK	[W]	19	10	8	1	5-12	385	58	6.6	234	34	6.9	151	2-8	159	22/	11/	1	5-41.4	6-52	0-0	38	5	2	3	0	0	5/5	-	1/1	29:55
15	12/19	at IND	[L]	20	4	14	2	5-13	356	61	5.8	67	22	3.0	289	1-5	294	38/	24/	1	4-48.0	6-55	3-1	24	3	0	2	1	0	3/3	-	1/1	30:22
16	12/26	vs. WAS	[L]	15	4	11	0	7-17	336	65	5.2	78	23	3.4	258	4-41	299	38/	22/	2	7-45.4	7-66	2-0	17	2	1	1	0	0	2/2	-	1/2	32:54
17	1/2	at HOU	[L]	23	15	6	2	1-10	322	62	5.2	198	35	5.7	124	2-16	140	25/	12/	1	4-44.3	2-15	1-1	17	2	1	1	0	0	2/2	-	1/2	30:48
Totals	8-8	330	148	161	21	81-203	5,460	1,019	5.4	2,395	512	4.7	3,065	38-291	3,356	469/	291/	21	57-43.8	83-675	23-12	353	41	14	26	1	0	41/41	-	22/28	31:43		

JACKSONVILLE JAGUARS 2010 DEFENSE GAME-BY-GAME

Wk.	Date	Opp	FIRST DOWNS			3 RD			TOT. OFFENSE			RUSHING			PASSING			PUNTS			PEN.			FUM. Tot. Tot.									
			Tot	Run	Pass	Pen	Down	Yards	Plays	Avg.	Yards	Att.	Avg.	Net	Sacks	Gross	Att./	Cmp./	Int.	Avg.	Yards	Lost	Pts.	TD	Rn	Ps	Rt	Sfty	PAT	2PT	Fgs	T.O.P.	
1	9/12	vs. DEN	[W]	21	6	14	1	3-10	363	61	6.0	89	25	3.6	274	3-21	295	33/	21/	1	4-43.0	7-70	1-1	17	2	1	1	0	0	2/2	-	1/1	30:30
2	9/19	at SD	[L]	25	7	17	1	4-8	477	60	8.0	151	30	5.0	326	1-8	334	29/	22/	2	2-17.0	4-25	1-1	38	5	2	3	0	0	5/5	-	1/1	29:36
3	9/26	vs. PHI	[L]	15	4	10	1	5-13	373	55	6.8	106	21	5.0	267	3-24	291	31/	17/	0	7-45.1	7-84	0-0	28	4	1	3	0	0	4/4	-	0/0	27:07
4	10/3	vs. IND	[W]	28	5	23	0	7-10	406	66	6.2	58	19	3.1	348	1-4	352	46/	33/	1	2-55.0	3-35	2-1	28	4	2	2	0	0	4/4	-	0/0	30:14
5	10/10	at BUF	[W]	17	5	10	2	3-11	306	54	5.7	110	21	5.2	196	3-24	220	30/	20/	0	4-48.5	5-35	2-0	26	3	0	3	0	0	2/2	0/1	2/2	25:39
6	10/18	vs. TEN	[L]	20	8	10	2	8-14	324	60	5.4	153	39	3.9	171	0-0	171	21/	14/	0	2-49.0	8-57	1-0	30	3	1	2	0	0	3/3	-	3/3	32:45
7	10/24	at KC	[L]	25	13	10	2	6-11	426	61	7.0	236	42	5.6	190	1-3	193	18/	13/	0	3-45.3	7-92	0-0	42	6	3	2	1	0	6/6	-	0/0	34:00
8	10/31	at DAL	[W]	25	5	16	4	6-13	415	73	5.7	50	22	2.3	365	2-14	379	49/	34/	4	3-44.7	3-20	1-0	17	2	1	1	0	0	2/2	-	1/1	27:25
9	11/14	vs. HOU	[W]	20	6	13	1	4-10	395	53	7.5	81	21	3.9	314	0-0	314	32/	22/	0	4-37.5	8-49	2-1	24	3	1	2	0	0	3/3	-	1/1	24:37
10	11/21	vs. CLE	[W]	15	4	10	1	7-16	283	60	4.7	88	26	3.4	195	6-46	241	28/	17/	1	5-44.0	5-45	1-0	20	2	0	1	1	0	2/2	-	2/4	28:32
11	11/28	at NYG	[L]	17	6	11	0	3-10	361	50	7.2	135	26	5.2	226	0-0	226	24/	14/	0	3-49.7	4-25	0-0	24	2	0	2	0	0	2/2	1/1	3/3	24:33
12	12/5	at TEN	[W]	11	3	18	1	2-11	220	47	4.7	57	14	4.1	163	1-6	169	32/	14/	2	2-36.0	4-30	0-0	6	0	0	0	0	0/0	-	2/2	20:06	
13	12/12	vs. OAK	[W]	21	3	16	2	6-13	476	61	7.8	153	25	6.1	323	3-21	344	33/	22/	1	5-42.0	4-25	1-1	31	4	2	2	0	0	4/4	-	1/1	30:05
14	12/19	at IND	[L]	19	7	12	0	5-13	376	64	5.9	155	24	6.5	221	1-8	229	39/	29/	0	6-39.2	6-68	0-0	34	4	1	2	1	0	4/4	-	2/2	29:38
15	12/26	vs. WAS	[L]	15	5	8	2	4-15	251	64	3.9	79	24	3.3	172	1-10	182	39/	19/	1	9-40.9	5-40	0-0	20	2	1	1	0	0	2/2	-	2/2	29:53
16	1/2	at HOU	[L]	22	12	9	1	5-11	497	59	8.4	244	37	6.6	253	0-0	253	22/	18/	0	3-38.7	5-48	0-0	34	4	3	1	0	0	4/4	-	2/2	29:12
Totals	8-8	316	98	197	21	78-189	5,949	948	6.3	1,945	416	4.7	4,004	26-189	4,193	506/	329/	13	64-42.4	85-748	12-5	419	50	19	28	3	0	48/48	1/2	23/25	28:17		

JACKSONVILLE JAGUARS 2011 OFFENSE GAME-BY-GAME

Wk.	Date	Opp	FIRST DOWNS			3 RD	TOT. OFFENSE			RUSHING			PASSING			PUNTS			PEN.			FUM. Tot. Tot.											
			Tot	Run	Pass		Pen	Down	Yards	Plays	Avg.	Yards	Att.	Avg.	Sacks	Net	Gross	Att./	Cmp./	Int.	Avg.	Yards	Lost	Pts.	TD	Rn	Ps	Rt	Sfty	PAT	2PT	Fgs	T.O.P.
1	9/11	vs. TEN	[W]	20	10	9	1	9/18	323	73	4.4	163	47	3.5	160	2-15	175	24/	17/	0	5-43.6	5-39	2-1	16	1	1	0	0	0	1/1	-	3/3	39:38
2	9/18	at NYJ	[L]	11	5	6	0	3/12	203	54	3.8	112	27	4.1	91	2-20	111	25/	11/	4	5-40.6	4-50	0-0	3	0	0	0	0	0	0/0	-	1/1	26:37
3	9/25	at CAR	[L]	13	7	4	2	3/14	257	57	4.5	128	34	3.8	129	2-10	139	21/	12/	1	6-39	8-60	5-0	10	1	0	1	0	0	1/1	-	1/1	30:26
4	10/2	vs. NO	[L]	15	4	7	4	4/15	274	62	4.4	104	17	6.1	170	3-26	196	42/	16/	1	4-38.3	2-15	1-0	10	1	0	1	0	0	1/1	-	1/1	22:55
5	10/9	vs. CIN	[L]	12	5	7	0	6/16	296	58	5.1	96	27	3.6	200	3-21	221	28/	15/	0	7-37.7	2-15	4-2	20	2	1	1	0	0	2/2	-	2/2	27:27
6	10/16	at PITT	[L]	16	6	7	3	4/15	209	61	3.4	133	30	4.4	76	5-33	109	26/	12/	0	7-42.3	4-22	0-0	13	1	0	1	0	0	1/1	-	2/2	28:47
7	10/24	vs. BAL	[W]	13	6	5	2	2/16	205	66	3.1	132	42	3.1	73	4-20	93	20/	9/	0	7-40.9	6-90	4-1	12	0	0	0	0	0	0/0	-	4/4	36:15
8	10/30	at HOU	[L]	13	5	8	0	5/14	174	58	3.0	84	25	3.4	90	1-7	97	32/	10/	2	8-46.8	5-39	1-0	14	2	1	1	0	0	2/2	-	0/0	24:41
9	11/13	at IND	[W]	18	9	8	1	6/15	251	64	3.9	141	41	3.4	110	2-8	118	21/	14/	1	6-38.7	5-55	0-0	17	2	1	1	0	0	2/2	-	1/2	35:21
10	11/20	at CLE	[L]	23	10	9	4	7/15	303	71	4.3	108	29	3.7	195	1-15	210	41/	22/	0	5-40.6	9-81	1-0	10	1	1	0	0	0	1/1	-	1/1	30:53
11	11/27	vs. HOU	[L]	14	4	7	3	5/19	255	71	3.6	105	24	4.4	150	7-48	198	40/	20/	1	9-42.2	4-30	1-0	13	1	0	0	1	0	1/1	-	2/3	31:39
12	12/5	vs. SD	[L]	17	6	11	0	9/16	306	66	4.6	129	31	4.2	177	2-18	195	33/	19/	1	5-43.4	3-26	2-0	14	2	0	2	0	0	2/2	-	0/0	31:43
13	12/11	vs. TB	[W]	21	7	10	4	5/15	325	67	4.9	116	33	3.5	209	1-8	217	33/	19/	2	7-41.4	8-80	2-0	41	6	2	2	2	0	5/5	0/1	0/0	32:49
14	12/11	vs. TB	[L]	12	4	8	0	3/10	207	46	4.5	116	19	6.1	91	5-50	141	22/	12/	1	7-43.4	5-40	3-3	14	2	0	1	1	0	2/2	-	0/0	21:29
15	12/15	at ATL	[L]	12	4	8	0	5/18	300	71	4.2	113	28	4.0	187	1-11	198	42/	21/	1	9-45.1	6-28	0-0	17	2	2	0	0	0	2/2	-	1/1	29:01
16	12/24	at TEN	[L]	18	6	12	0	5/18	300	71	4.2	113	28	4.0	187	1-11	198	42/	21/	1	9-45.1	6-28	0-0	17	2	2	0	0	0	2/2	-	1/1	29:01
17	1/1	vs. IND	[W]	15	9	4	2	5/13	261	57	4.6	190	35	5.4	71	3-21	92	19/	11/	0	2-43.5	1-10	1-1	19	1	0	1	0	0	1/1	-	4/4	30:48
Totals			5-11	251	103	122	26	81/241	4,149	1,002	4.1	1,970	489	4.0	2,179	44-331	2,510	469/	240/	15	99-41.9	77-680	27-8	283	25	9	12	4	0	24/24	0/1	23/25	30:02

JACKSONVILLE JAGUARS 2011 DEFENSE GAME-BY-GAME

Wk.	Date	Opp	FIRST DOWNS			3 RD	TOT. OFFENSE			RUSHING			PASSING			PUNTS			PEN.			FUM. Tot. Tot.											
			Tot	Run	Pass		Pen	Down	Yards	Plays	Avg.	Yards	Att.	Avg.	Sacks	Net	Gross	Att./	Cmp./	Int.	Avg.	Yards	Lost	Pts.	TD	Rn	Ps	Rt	Sfty	PAT	2PT	Fgs	T.O.P.
1	9/11	vs. TEN	[W]	13	1	11	1	4/11	292	49	6.0	43	13	3.3	249	2-14	263	34/	21/	1	7-41.6	7-60	1-0	14	2	0	2	0	0	2/2	-	0/1	20:22
2	9/18	at NYJ	[L]	15	5	8	2	3/12	283	57	5.0	101	32	3.2	182	1-0	182	24/	17/	2	5-38.8	7-60	0-0	32	3	1	2	0	1	3/3	-	3/3	33:23
3	9/25	at CAR	[L]	16	5	10	1	6/16	265	62	4.3	107	28	3.8	158	0-0	158	34/	18/	0	8-38.4	8-69	0-0	16	1	0	1	0	1	0/0	1/1	2/2	29:34
4	10/2	vs. NO	[L]	30	9	20	1	7/14	503	81	6.2	177	34	5.2	326	3-25	351	44/	31/	2	1-58.0	6-50	0-0	23	2	1	1	0	0	2/2	-	3/5	37:05
5	10/9	vs. CIN	[L]	13	2	11	0	8/19	239	66	3.6	77	31	2.5	162	2-17	179	33/	21/	1	7-47.7	4-33	1-0	30	4	1	2	1	0	3/4	-	1/1	32:33
6	10/16	at PITT	[L]	15	6	8	1	7/15	370	58	6.4	185	32	5.8	185	3-15	200	23/	12/	0	6-42.7	8-65	1-0	17	2	1	1	0	0	2/2	-	1/2	31:13
7	10/24	vs. BAL	[W]	11	1	8	2	2/12	146	53	2.8	34	12	2.8	112	3-25	137	38/	21/	1	9-52.2	10-85	2-1	7	1	0	1	0	0	1/1	-	0/1	23:45
8	10/30	at HOU	[L]	20	6	14	0	10/17	358	71	5.0	156	39	4.0	202	2-23	225	30/	16/	0	6-45.3	7-60	2-2	24	3	2	1	0	0	3/3	-	1/2	35:19
9	11/13	at IND	[W]	13	2	8	3	4/15	212	57	3.7	84	23	3.7	128	5-33	161	29/	20/	2	6-41.0	6-40	2-1	3	0	0	0	0	0	0/0	-	1/1	24:39
10	11/20	at CLE	[L]	20	6	10	4	4/10	334	54	6.2	148	28	5.3	186	2-13	199	24/	17/	1	3-36.0	9-70	0-0	14	2	1	1	0	0	2/2	-	0/1	29:07
11	11/27	vs. HOU	[L]	9	5	4	0	2/15	215	59	3.6	88	31	2.8	127	0-0	127	28/	18/	0	10-43.6	7-80	3-1	20	2	1	1	0	0	2/2	-	2/2	28:21
12	12/5	vs. SD	[L]	19	7	12	0	4/10	433	54	8.0	139	26	5.3	294	0-0	294	28/	22/	0	4-44.8	6-55	0-0	38	5	2	3	0	0	5/5	-	1/1	28:17
13	12/11	vs. TB	[W]	15	7	7	1	3/11	280	59	4.7	110	24	4.6	170	3-14	184	32/	17/	3	5-37.8	12-97	6-4	14	2	2	0	0	0	2/2	-	0/0	27:11
14	12/15	at ATL	[L]	20	6	13	1	6/15	373	68	5.5	97	35	2.8	276	1-4	280	32/	24/	0	5-40.8	4-31	0-0	41	5	1	3	1	0	5/5	-	2/2	38:31
15	12/24	at TEN	[L]	20	3	14	3	3/12	407	66	6.2	65	25	2.6	342	1-8	350	40/	24/	2	4-43.0	0-0	1-1	23	2	1	1	0	0	2/2	-	3/3	30:59
16	1/1	vs. IND	[W]	19	2	17	0	6/14	298	65	4.6	56	22	2.5	242	3-22	264	40/	27/	2	3-45.3	4-40	2-1	13	1	0	1	0	0	1/1	-	2/2	29:12
Totals			5-11	268	73	175	20	79/218	5,008	979	5.1	1,667	435	3.8	3,341	31-213	3,554	513/	326/	17	89-43.3	105-895	21-11	329	37	14	21	2	2	35/36	1/1	22/29	29:58

JACKSONVILLE JAGUARS 2012 OFFENSE GAME-BY-GAME

Wk.	Date	Opp	FIRST DOWNS			TOT. OFFENSE			RUSHING			PASSING			PUNTS			PEN.			FUM.			Tot.											
			Tot	Run	Pass	Pen	3 RD	Yards	Plays	Avg.	Yards	Att.	Avg.	Net	Sacks	Gross	Att./	Cmp./	Int.	Avg.	Yards	Loss	TD		Rn	Ps	Rt	Sfty	PAT	2PT	FGs	T.O.P.			
1	9/9	at MIN	[L]	22	7	12	3	9/18	355	75	4.7	113	34	3.3	242	2-18	260	39/	23/	0	4-53.5	4-25	3-1	23	2	0	2	0	0	0/1	1/1	3/3	37:49		
2	9/16	vs. HOU	[L]	9	3	4	2	0/9	117	38	3.1	65	14	4.6	52	3-24	76	21/	9/	0	9-51.3	8-71	1-1	7	1	0	1	0	0	1/1	-	0/0	16:43		
3	9/23	at IND	[W]	15	10	3	2	4/13	333	54	6.2	185	32	5.8	148	1-7	155	21/	10/	0	6-53.5	6-67	2-0	22	2	1	1	0	0	1/1	0/1	3/3	27:36		
4	9/30	vs. CIN	[L]	17	5	11	1	2/11	212	58	3.7	69	18	3.8	143	6-43	186	34/	23/	1	6-49.2	3-37	1-1	10	1	0	1	0	0	1/1	-	1/1	28:41		
5	10/7	vs. CHI	[L]	10	3	5	2	5/13	189	53	3.6	60	17	3.5	129	3-13	142	33/	17/	2	6-48.5	6-49	1-1	3	0	0	0	0	0	0/0	-	1/1	24:00		
7	10/21	at OAK	[L]	10	3	6	1	1/15	209	61	3.4	54	26	2.1	155	3-26	181	32/	17/	0	9-42.1	6-92	1-1	23	2	1	1	0	0	2/2	-	3/3	30:05		
8	10/28	at GB	[L]	18	1	14	3	5/16	341	71	4.8	62	20	3.1	279	2-24	303	49/	27/	0	6-33.8	7-77	3-1	15	1	0	1	0	0	0/0	0/1	3/3	30:48		
9	11/4	vs. DET	[L]	19	6	11	2	6/11	279	59	4.7	64	20	3.2	215	1-5	220	38/	27/	2	4-50.5	3-40	0-0	14	2	0	2	0	0	0/0	1/2	0/0	24:30		
10	11/8	vs. IND	[L]	20	2	14	4	1/10	337	63	5.3	37	12	3.1	300	4-30	330	47/	28/	2	5-47.2	10-115	1-1	10	1	0	1	0	0	1/1	-	1/2	24:14		
11	11/18	at HOU	[L]	17	4	12	1	4/14	458	66	6.9	86	29	3.0	372	2-6	378	35/	18/	0	5-48.4	6-54	1-1	37	4	0	4	0	0	4/4	-	3/3	31:19		
12	11/25	vs. TEN	[W]	19	8	9	2	7/14	321	60	5.4	100	27	3.7	221	7-40	261	26/	17/	1	5-47.0	5-30	0-0	24	3	1	2	0	0	3/3	-	1/1	29:23		
13	12/2	at BUF	[L]	21	4	10	7	1/10	236	63	3.7	50	18	2.8	186	3-6	202	42/	19/	1	5-41.6	8-74	3-1	18	2	1	1	0	0	1/1	1/1	1/1	24:51		
14	12/9	vs. NYJ	[L]	16	5	10	1	2/16	291	70	4.2	123	24	5.1	168	3-17	185	43/	21/	2	8-45.4	7-54	0-0	10	1	0	0	0	0	1/1	-	1/2	29:29		
15	12/16	at MIA	[L]	13	3	9	1	6/15	299	57	5.2	86	21	4.1	213	2-8	221	34/	18/	0	5-47.4	10-88	2-0	3	0	0	0	0	0	0/0	-	1/1	24:22		
16	12/23	vs. NE	[L]	22	7	13	2	4/15	436	75	5.8	93	23	4.0	343	1-5	348	51/	29/	3	4-56.3	5-47	0-0	16	1	0	1	0	0	1/1	-	3/4	32:35		
17	12/30	at TEN	[L]	21	5	14	2	7/16	375	71	5.3	122	23	5.3	253	7-45	298	41/	25/	3	5-46.4	7-35	1-0	20	3	0	2	1	0	2/2	0/1	0/0	32:21		
TOTALS	2-14	269	76	157	36	64	216	4,788	994	4.8	1,369	358	3.8	3,419	50-327	3,746	586	328	17	92-47.3	101-955	20-9	255	26	5	20	1	0	18	19	3	7	25	28	27:29

JACKSONVILLE JAGUARS 2012 DEFENSE GAME-BY-GAME

Wk.	Date	Opp	FIRST DOWNS			TOT. OFFENSE			RUSHING			PASSING			PUNTS			PEN.			FUM.			Tot.											
			Tot	Run	Pass	Pen	3 RD	Yards	Plays	Avg.	Yards	Att.	Avg.	Net	Sacks	Gross	Att./	Cmp./	Int.	Avg.	Yards	Loss	TD		Rn	Ps	Rt	Sfty	PAT	2PT	FGs	T.O.P.			
1	9/9	at MIN	[L]	20	6	14	0	2/10	389	58	6.7	123	29	4.2	266	2-4	270	27/	20/	0	5-48.5	5-47	1-1	26	2	2	0	0	2/2	-	4/4	27:45			
2	9/16	vs. HOU	[L]	28	16	11	1	8/17	411	83	5.0	216	48	4.5	195	0-0	195	35/	26/	0	6-49.8	10-64	1-0	27	3	3	0	0	3/3	-	2/2	43:17			
3	9/23	at IND	[W]	23	6	15	2	10/19	437	75	5.8	124	29	4.3	313	0-0	313	46/	22/	1	6-46.7	11-106	0-0	17	2	0	2	0	2/2	-	1/2	32:24			
4	9/30	vs. CIN	[L]	20	6	12	2	2/11	382	65	5.9	138	34	4.1	244	0-0	244	31/	20/	1	3-47.7	6-50	2-1	27	3	1	2	0	3/3	-	2/2	31:19			
5	10/7	vs. CHI	[L]	26	9	16	1	10/17	501	73	6.9	214	33	6.5	287	1-5	292	39/	23/	1	3-40.7	12-80	0-0	41	5	1	2	2	0	5/5	-	2/2	36:00		
7	10/21	at OAK	[L]	20	8	9	3	6/17	351	74	4.7	69	26	2.7	282	2-16	298	46/	26/	1	6-44.0	9-58	4-2	26	2	1	1	0	2/2	-	4/5	32:01			
8	10/28	at GB	[L]	20	5	9	6	5/13	238	64	3.7	66	26	2.5	172	2-14	186	36/	22/	0	5-45.0	5-33	1-1	24	3	0	2	1	0	3/3	-	1/2	29:12		
9	11/4	vs. DET	[L]	26	8	16	2	8/12	434	68	6.4	149	34	4.4	285	1-0	285	33/	22/	0	2-49.5	5-42	0-0	31	4	4	0	0	4/4	-	1/2	35:30			
10	11/8	vs. IND	[L]	24	11	10	3	3/11	359	65	5.5	138	37	3.7	221	2-6	227	26/	18/	1	3-45.0	6-40	1-1	27	3	2	0	1	0	3/3	-	1/2	29:12		
11	11/18	at HOU	[L]	39	10	26	3	4/11	653	92	7.1	149	35	4.3	504	2-23	527	55/	43/	2	3-37.0	2-20	4-2	26	2	1	1	0	2/2	-	4/5	32:01			
12	11/25	vs. TEN	[W]	20	3	15	2	6/15	360	70	5.1	110	29	3.8	250	1-11	261	40/	23/	2	4-50.3	6-42	2-1	43	5	0	5	0	4/4	-	2/2	36:00			
13	12/2	at BUF	[L]	20	14	5	1	5/12	344	63	5.5	232	46	5.0	112	0-0	112	17/	9/	1	4-44.5	9-100	1-0	19	1	0	1	0	1/1	-	4/5	30:37			
14	12/9	vs. NYJ	[L]	17	11	4	2	4/13	270	62	4.4	166	42	4.0	104	1-7	111	19/	12/	0	7-46.6	1-15	2-2	17	2	2	0	0	2/2	-	1/1	30:31			
15	12/16	at MIA	[L]	26	8	13	5	6/11	389	66	5.9	180	36	5.0	209	1-11	220	29/	22/	0	1-63.0	5-41	1-1	24	2	0	2	0	1/1	1/1	3/3	35:38			
16	12/23	vs. NE	[L]	23	6	15	2	4/12	349	71	4.9	103	27	3.8	246	3-21	267	41/	24/	2	5-47.8	4-39	0-0	23	2	0	2	0	2/2	-	3/3	27:25			
17	12/30	at TEN	[L]	12	6	4	2	6/14	221	51	4.3	79	34	2.3	142	2-10	152	15/	9/	0	5-40.8	5-43	0-0	38	5	1	0	4	0	5/5	-	1/1	27:39		
TOTALS	2-14	364	133	194	37	89	215	6,088	1,100	5.5	2,256	545	4.1	3,832	20-128	3,960	535	341	12	68-46.0	101-820	17-11	444	48	19	21	8	0	46	46	1	1	36	43	32:31

JACKSONVILLE JAGUARS 2013 OFFENSE GAME-BY-GAME

Wk.	Date	Opp	FIRST DOWNS					3 RD					TOT. OFFENSE					RUSHING					PASSING					PUNTS					FUM.					Tot.
			Tot	Run	Pass	Pen	DOWN	Yards	Plays	Avg.	Yards	Att.	Avg.	Net	Sacks	Gross	Att./	Cmp./	Int.	Avg.	Yards	Pen.	Yards	Lost	Pts.	TD	Rn	Ps	Rt	Sfty	PAT	2PT	FGs	T.O.P.				
1	9/8 vs. KC	[L]	12	3	9	0	5-19	178	70	2.5	71	23	3.1	107	6-50	157	41	19	2	11-50.5	5-30	0-0	2	0	0	0	0	0	0	0	0	0/0	0/0	28:38				
2	9/15 at OAK	[L]	15	3	12	0	7-17	248	62	4	34	19	1.8	214	5-27	241	38	25	0	8-43.6	10-70	1-0	9	1	0	1	0	0	0	0/0	0/1	1/1	28:12					
3	9/22 at SEA	[L]	17	6	10	1	4-14	265	66	4	51	25	2.1	214	3-21	235	38	18	2	7-42.7	4-45	2-1	17	2	2	0	0	0	2/2	0/0	1/1	27:25						
4	9/29 vs. IND	[L]	14	0	10	4	2-11	205	54	3.8	40	18	2.2	165	4-14	179	32	17	3	6-48.3	9-65	0-0	3	0	0	0	0	0	0/0	0/0	1/1	23:22						
5	10/6 at STL	[L]	16	5	11	0	3-12	363	59	6.2	96	25	3.8	267	2-3	270	32	16	2	5-48.2	4-45	3-1	20	2	0	2	0	0	2/2	0/0	2/2	24:41						
6	10/13 at DEN	[L]	20	4	15	1	5-14	362	71	5.1	71	27	2.6	291	2-12	303	42	27	2	3-50.0	6-45	2-0	19	2	1	0	1	0	1/1	0/1	2/2	31:15						
7	10/20 vs. SD	[L]	18	5	12	1	3-11	353	59	6	78	17	4.6	275	6-43	318	36	23	1	3-50.0	6-45	0-0	6	0	0	0	0	0	0/0	0/0	2/2	22:30						
8	10/27 vs. SF	[L]	20	8	10	2	4-14	318	70	4.5	90	25	3.6	228	0-0	228	45	29	0	4-44.5	6-76	1-1	10	1	0	1	0	0	1/1	0/0	1/1	31:31						
10	11/10 at TEN	[W]	13	4	8	1	3-12	214	56	3.8	54	30	1.8	160	3-20	180	23	14	2	7-43.4	4-19	3-0	29	3	2	0	1	1	3/3	0/0	2/2	29:24						
11	11/17 vs. ARI	[L]	14	3	9	2	2-14	274	60	4.6	32	16	2.0	242	2-13	255	42	27	2	8-47.8	6-40	0-0	14	2	1	1	0	0	2/2	0/0	0/1	24:07						
12	11/24 at HOU	[W]	16	4	11	1	7-17	333	65	5.1	118	28	4.2	215	4-24	239	33	23	0	6-43.2	7-63	1-0	13	1	1	0	0	1/1	0/0	2/3	33:41							
13	12/1 at CLE	[W]	22	7	13	2	7-16	314	72	4.4	112	29	3.9	202	2-1	203	41	23	1	7-43.7	5-35	1-0	32	3	0	3	0	1	3/3	0/0	3/3	30:36						
14	12/5 vs. HOU	[W]	18	4	7	7	4-14	281	57	4.9	149	28	5.3	132	1-6	138	28	13	0	8-42.6	8-57	0-0	27	3	0	3	0	0	3/3	0/0	2/2	24:38						
15	12/15 vs. BUF	[L]	22	9	11	2	8-15	354	72	4.9	159	31	5.1	195	5-42	237	36	21	2	3-45.3	6-80	3-2	20	2	0	2	0	0	2/2	0/0	2/2	27:25						
16	12/22 vs. TEN	[L]	15	4	11	0	3-11	289	57	5.1	63	21	3.0	226	2-11	237	34	24	1	4-45.5	4-15	0-0	16	2	0	2	0	0	1/2	0/0	1/1	24:21						
17	12/29 at IND	[L]	19	2	17	0	3-14	350	70	5.0	42	16	2.6	308	3-23	331	51	30	1	5-46.0	5-50	1-1	10	1	0	1	0	0	1/1	0/0	1/1	26:20						
TOTALS:			4-12	271	71	176	24	70-225	4,701	1,020	4.6	1,260	378	3.3	3,441	50-310	3,751	592	349	21	95-45.7	96-797	18-6	247	25	7	16	2	3	22/23	0/2	23/25	27:22					

JACKSONVILLE JAGUARS 2013 DEFENSE GAME-BY-GAME

Wk.	Date	Opp	FIRST DOWNS					3 RD					TOT. OFFENSE					RUSHING					PASSING					PUNTS					FUM.					Tot.
			Tot	Run	Pass	Pen	DOWN	Yards	Plays	Avg.	Yards	Att.	Avg.	Net	Sacks	Gross	Att./	Cmp./	Int.	Avg.	Yards	Pen.	Yards	Lost	Pts.	TD	Rn	Ps	Rt	Sfty	PAT	2PT	FGs	T.O.P.				
1	9/8 vs. KC	[L]	17	7	10	0	5-15	292	62	4.6	121	27	4.3	171	1-2	173	34	21	0	10-36.3	3-20	1-0	28	4	1	2	1	0	4/4	0/0	0/0	31:30						
2	9/15 at OAK	[L]	16	7	6	3	4-14	340	61	5.6	226	34	6.6	114	3-12	126	24	15	0	4-48.0	5-30	3-1	19	1	1	0	0	1/1	0/0	4/5	31:48							
3	9/22 at SEA	[L]	28	10	16	2	4-10	479	67	7.1	156	36	4.3	323	2-8	331	29	21	1	4-35.0	4-24	1-1	45	6	1	5	0	0	6/6	0/0	1/1	32:35						
4	9/29 vs. IND	[L]	26	8	16	2	6-13	437	70	6.2	157	30	5.3	280	2-14	294	38	23	1	3-46.0	7-58	1-0	37	4	1	2	1	0	4/4	0/0	3/3	36:38						
5	10/6 at STL	[L]	22	7	12	3	8-19	351	72	4.9	143	36	4	208	2-14	222	34	19	0	7-40.9	6-53	1-0	34	4	0	3	1	0	4/4	0/0	2/2	35:19						
6	10/13 at DEN	[L]	26	8	14	4	7-13	407	71	5.7	112	29	3.9	295	0-0	295	42	28	1	3-43.0	4-31	3-2	35	5	3	2	0	0	5/5	0/0	0/0	28:45						
7	10/20 vs. SD	[L]	27	10	14	3	7-12	434	67	6.5	158	40	4	276	1-9	285	26	22	0	3-44.7	8-61	0-0	24	3	2	1	0	0	3/3	0/0	1/1	37:30						
8	10/27 vs. SF	[L]	25	14	9	2	6-9	398	55	7.2	221	38	5.8	177	0-0	177	17	11	0	1-61.0	4-35	3-1	42	6	4	1	1	0	6/6	0/0	0/0	28:29						
10	11/10 at TEN	[W]	19	4	13	2	10-18	362	70	5.2	83	27	3.1	279	1-9	288	42	26	1	5-43.8	6-45	5-3	27	3	1	2	0	0	3/3	0/0	2/2	30:36						
11	11/17 vs. ARI	[L]	19	3	16	0	5-16	416	69	6.0	14	24	0.6	402	3-17	419	42	30	0	8-44.8	5-42	1-0	27	3	1	2	0	0	3/3	0/0	2/2	35:53						
12	11/24 at HOU	[W]	11	5	5	1	4-15	218	57	3.8	77	21	3.7	141	2-28	169	34	18	1	7-44.9	2-22	0-0	6	0	0	0	0	0/0	0/0	2/2	26:19							
13	12/1 at CLE	[W]	24	9	13	2	6-13	439	73	6.0	97	30	3.2	342	3-28	370	40	24	2	4-39.5	9-50	3-1	28	4	1	3	0	0	4/4	0/0	0/1	29:24						
14	12/5 vs. HOU	[W]	23	3	19	1	8-17	406	80	5.1	83	19	4.4	323	3-34	357	58	33	2	5-43.8	14-177	1-0	20	2	0	2	0	2/2	0/0	2/2	35:22							
15	12/15 vs. BUF	[L]	25	12	10	3	5-13	366	72	5.1	198	44	4.5	168	4-25	193	24	17	1	4-45.0	7-67	2-1	27	3	1	2	0	0	3/3	0/0	2/3	32:35						
16	12/22 vs. TEN	[L]	22	10	10	2	3-13	346	73	4.7	182	44	4.1	164	3-17	181	26	17	1	3-46.7	1-4	0-0	20	2	1	1	0	0	2/2	0/0	2/2	35:39						
17	12/29 at IND	[L]	23	4	17	2	8-16	379	70	5.4	80	28	2.9	299	1-8	307	41	29	0	5-47.4	2-10	2-0	30	3	2	1	0	0	3/3	0/0	3/3	33:40						
TOTALS:			4-12	353	121	200	32	96-226	6,070	1,089	5.6	2,108	507	4.2	3,962	31-225	4,187	551	354	11	76-43.0	87-729	27-10	449	53	20	29	4	0	53/53	0/0	26/29	32:38					

JACKSONVILLE JAGUARS 2014 OFFENSE GAME-BY-GAME

Wk.	Date	Opp	FIRST DOWNS				3 RD	TOT. OFFENSE			RUSHING				PASSING			PUNTS		PEN.		FUM.	Tot.		T.O.P.								
			Tot	Run	Pass	Pen		Down	Yards	Plays	Avg.	Yards	Att.	Avg.	Net	Sacks	Gross	Att./	Cmp./	Int.	Avg.		Yards	Loss		Pts.	TD	Rn	Ps	Rt	Sfty	PAT	ZPT
1	9/7	at PHI	[L]	18	2	14	2	2/14	306	71	4.3	64	25	2.6	242	3-24	266	43	24	0	8-46.5	7-55	1-1	17	2	0	2	0	0	2/2	0/0	1/3	29:14
2	9/14	at WAS	[L]	8	2	4	2	3/13	148	48	3.1	25	10	2.5	123	10-70	193	28	14	1	8-47.9	6-44	0-0	10	1	0	1	0	0	1/1	0/0	1/1	20:59
3	9/21	vs. IND	[L]	18	6	10	2	4/10	344	55	6.3	105	20	5.3	239	4-17	256	18	31	2	5-46.4	2-15	1-1	17	2	0	2	0	0	2/2	0/0	1/1	22:57
4	9/28	at S.D.	[L]	21	7	12	2	9/14	319	65	4.9	85	25	3.4	234	3-19	253	37	29	2	2-56.0	3-32	1-1	14	2	1	1	0	0	2/2	0/0	0/0	30:34
5	10/5	vs. PIT	[L]	12	4	8	0	3/12	243	68	4.7	56	15	3.7	187	1-4	191	36	22	2	5-45.0	4-34	3-0	9	0	0	0	0	0	0/0	0/0	3/3	24:43
6	10/12	at TEN	[L]	27	8	17	2	8/15	379	75	5.1	82	23	3.6	297	6-39	336	46	32	1	6-47.7	6-35	1-1	14	2	1	1	0	0	2/2	0.0	0/0	31:07
7	10/19	vs. CLE	[W]	20	10	8	2	5/16	336	68	4.9	185	35	5.3	151	2-8	159	31	17	3	8-43.1	3-25	0-0	24	3	2	1	0	0	3/3	0/0	1/1	31:33
8	10/26	vs. MIA	[L]	19	6	11	2	6/15	377	68	5.5	176	30	5.9	201	4-20	221	34	18	2	4-46.8	6-37	1-1	13	1	0	1	0	0	1/1	0/0	2/3	32:23
9	11/2	at CIN	[L]	19	4	14	1	4/12	365	60	6.1	132	25	5.3	233	2-14	247	33	22	1	7-35.7	3-35	0-0	23	3	1	2	0	0	2/2	0/1	1/1	27:16
10	11/9	vs. DAL	[L]	20	5	11	4	4/14	333	65	5.1	71	24	3	262	4-28	290	37	22	1	6-47.2	2-14	3-2	17	2	2	0	0	1	2/2	1/1	0/0	28:28
12	11/23	at IND	[L]	11	6	5	0	3/12	194	54	3.6	80	23	3.5	114	4-32	146	27	15	1	7-49.4	6-43	2-1	3	0	0	0	0	0	0/0	0/0	1/1	25:55
13	11/30	vs. NYG	[W]	18	6	10	2	3/12	258	64	4	118	22	5.4	140	7-54	194	35	21	0	7-52.4	7-49	0-0	25	3	0	1	2	0	1/1	0/2	2/2	25:21
14	12/7	vs. HOU	[L]	17	4	10	3	5/15	262	66	4	74	22	3.4	188	4-17	188	40	20	1	4-48.3	6-40	0-0	13	1	0	1	0	0	1/1	0/0	2/2	27:31
15	12/14	at BAL	[L]	13	4	9	0	5/18	248	69	3.6	82	23	3.6	166	8-63	229	38	22	1	6-44.5	5-60	0-0	12	0	0	0	0	0	0/0	0/0	4/5	31:42
16	12/18	vs. TEN	[W]	17	7	7	3	5/13	288	56	5.1	177	25	7.1	111	4-13	124	27	14	0	7-45.9	3-25	1-0	21	3	2	1	0	0	3/3	0/0	0/0	25:08
17	12/28	at HOU	[L]	13	5	4	4	0/11	233	53	4.4	121	14	8.6	112	5-28	140	34	15	0	6-49.3	4-25	1-0	17	2	0	1	1	0	2/2	0/0	1/2	20:12
TOTALS:				271	86	154	31	69/216	4,634	988	4.7	1,633	360	4.5	3,001	71/450	3,451	557	325	18	96-46.5	73-573	15-8	249	27	9	15	3	1	23/23	1/4	20/26	27:11

JACKSONVILLE JAGUARS 2014 DEFENSE GAME-BY-GAME

Wk.	Date	Opp	FIRST DOWNS				3 RD	TOT. OFFENSE			RUSHING				PASSING			PUNTS		PEN.		FUM.	Tot.		T.O.P.								
			Tot	Run	Pass	Pen		Down	Yards	Plays	Avg.	Yards	Att.	Avg.	Net	Sacks	Gross	Att./	Cmp./	Int.	Avg.		Yards	Loss		Pts.	TD	Rn	Ps	Rt	Sfty	PAT	ZPT
1	9/7	at PHI	[L]	24	7	14	3	8/19	420	82	5.1	145	32	4.5	275	5-47	322	45	27	1	6-38.3	6-50	3-2	34	4	1	2	1	0	4/4	0/0	2/2	30:46
2	9/14	at WAS	[L]	32	12	16	4	6/14	449	81	5.5	191	42	4.5	258	3-30	288	36	24	0	4-49.8	11-98	0-0	41	5	3	2	0	0	5/5	0/0	2/2	39:01
3	9/21	vs. IND	[L]	27	5	22	0	8/14	529	74	7.1	144	29	5	385	2-5	390	43	33	0	5-46.4	8-46	0-0	44	5	0	4	1	0	5/5	0/0	3/3	37:03
4	9/28	at S.D.	[L]	19	2	16	1	9/16	407	61	6.7	42	20	2.1	365	2-12	377	39	29	0	3-42.0	7-57	1-0	33	3	0	3	0	0	3/3	0/0	4/4	29:26
5	10/5	vs. PIT	[L]	20	5	15	0	8/16	372	68	5.5	111	28	4	261	4-12	273	36	26	0	5-45.4	7-50	1-1	17	2	0	1	1	0	2/2	0/0	1/1	35:17
6	10/12	at TEN	[L]	14	3	9	2	3/11	290	55	5.3	70	24	2.9	220	3-13	233	28	17	0	5-49.8	5-48	1-0	16	1	1	0	0	1/1	0/0	3/3	28:53	
7	10/19	vs. CLE	[W]	13	2	11	0	4/17	266	74	3.6	69	30	2.3	197	3-18	215	41	16	1	7-50.4	8-50	2-2	6	0	0	0	0	0/0	0/0	2/2	28:27	
8	10/26	vs. MIA	[L]	17	7	8	2	5/12	326	56	5.8	148	24	6.2	178	3-18	196	29	16	1	5-51.0	7-52	0-0	27	3	0	1	2	0	3/3	0/0	2/2	27:37
9	11/2	at CIN	[L]	23	11	12	0	6/13	423	67	6.3	191	34	5.6	232	2-1	233	31	19	2	5-50.4	6-40	1-0	33	4	2	2	0	1	4/4	0/0	1/1	32:44
10	11/9	vs. DAL	[L]	16	6	10	0	4/13	399	59	6.8	151	30	5.0	248	1-6	254	28	21	0	5-46.8	9-65	1-1	31	4	1	3	0	0	4/4	0/0	1/2	31:32
12	11/23	at IND	[L]	24	12	9	3	9/17	389	72	5.4	175	35	5.0	214	5-39	253	32	21	0	3-48.7	6-54	6-3	23	2	1	1	0	0	2/2	0/0	3/3	34:05
13	11/30	vs. NYG	[W]	22	8	14	0	7/15	329	73	4.5	116	35	3.3	213	4-34	247	34	24	0	5-51.8	6-40	3-3	24	3	2	1	0	0	3/3	0/0	1/2	34:39
14	12/7	vs. HOU	[L]	19	9	7	3	3/14	304	63	4.8	173	42	4.1	131	2-4	135	19	13	0	5-47.6	7-64	1-0	27	3	3	0	0	3/3	0/0	2/2	32:29	
15	12/14	at BAL	[L]	17	3	11	3	4/12	314	56	5.6	93	26	3.6	221	0-0	221	30	20	0	4-50.8	9-70	1-1	20	2	0	1	1	0	2-2	0/0	2/4	28:18
16	12/18	vs. TEN	[W]	19	6	13	0	7/15	357	67	5.3	95	28	3.4	262	4-25	287	35	24	0	5-40.6	7-47	0-0	13	1	0	1	0	0	1/1	0/0	2/2	34:52
17	12/28	at HOU	[L]	24	9	13	2	10/18	358	77	4.6	123	39	3.2	235	3-15	250	35	25	1	6-46.3	6-55	1-1	23	3	1	2	0	1	3/3	0/0	0/0	39:48
TOTALS:				330	107	200	23	101/236	5,932	1,085	5.5	2,033	499	4.1	3,899	45/275	4,174	541	355	6	75-47.5	115/886	22-14	412	45	15	24	6	2	45/45	0/0	31/33	32:49

JACKSONVILLE JAGUARS 2015 OFFENSE GAME-BY-GAME

Wk.	Date	Opp	FIRST DOWNS					3 RD DOWN	TOT. OFFENSE			RUSHING			PASSING			PUNTS			PEN.			FUM.		Tot. Tot.		T.O.P.				
			Tot	Run	Pass	Pen	Down		Yards	Plays	Avg.	Yards	Att.	Avg.	Net	Sacks	Gross	Att./	Cmp./	Int.	Avg.	Yards	Lost	Pts.	TD	Rn	Ps		Rt	Sfty	PAT	2PT
1	9/13 vs. CAR	[L]	18	6	12	0	3/12	265	66	4.0	96	21	4.6	169	5	183	40	22	2	46.2	25	1	9	1	0	1	0	0	0/1	0/0	1/2	25:54
2	9/20 vs. MIA	[W]	19	4	11	4	5/14	396	66	6.0	123	33	3.7	273	0	273	33	18	0	45.3	93	0	23	2	0	2	0	0	2/2	0/0	3/3	30:08
3	9/28 at N.E.	[L]	15	2	12	1	6/12	293	55	5.3	57	20	2.9	236	2	242	33	17	1	48.8	114	0	17	2	0	2	0	0	2/2	0/0	1/1	25:20
4	10/4 at IND	[L]	21	5	15	1	7/18	431	79	5.5	142	28	5.1	289	1	298	50	28	0	38.4	92	0	13	1	0	1	0	0	1/1	0/0	2/4	36:10
5	10/11 at T.B.	[L]	21	3	15	3	2/8	325	56	5.8	55	17	3.2	270	6	303	33	23	1	55.3	12	1	31	4	0	4	0	0	4/4	0/0	1/1	25:19
6	10/18 vs. HOU	[L]	26	4	18	4	5/15	394	77	5.1	83	21	4.0	311	3	331	53	30	3	46.8	64	0	20	3	0	3	0	0	2/3	0/0	0/0	29:58
7	10/25 vs. BUF	[W]	17	6	9	2	5/14	295	63	4.7	120	32	3.8	175	2	182	29	13	1	44.8	66	0	34	5	1	2	2	0	4/5	0/0	0/0	28:38
9	11/8 at NYJ	[L]	19	3	16	0	7/16	436	65	6.7	98	19	5.2	338	6	381	40	24	2	40.6	30	2	23	2	0	2	0	0	2/2	0/0	3/3	29:16
10	11/15 at BAL	[W]	22	6	10	6	4/16	258	70	3.7	90	22	4.1	168	3	188	45	22	1	52.0	30	0	22	2	0	2	0	0	1/1	0/1	3/4	30:32
11	11/19 vs. TEN	[W]	18	3	13	2	4/13	308	58	5.3	90	23	3.9	218	4	242	31	21	1	48.0	88	1	19	1	0	1	0	0	1/1	0/0	4/4	28:25
12	11/29 vs. S.D.	[L]	20	4	15	1	5/15	420	70	6.0	102	19	5.4	318	2	329	49	30	1	41.3	35	0	25	2	0	2	0	0	1/2	0/0	4/4	28:36
13	12/6 at TEN	[L]	20	3	17	3	10/14	383	59	6.5	81	21	3.9	302	2	322	36	24	0	53.3	21	1	39	6	1	5	0	0	3/5	0/1	0/0	26:26
14	12/13 vs. IND	[W]	24	9	12	3	2/9	380	62	6.1	154	29	5.3	226	3	250	30	16	0	45.6	40	2	51	7	2	3	1	0	6/7	0/0	1/1	29:12
15	12/20 vs. ATL	[L]	21	6	14	1	0/8	357	60	6.0	72	20	3.6	285	2	297	38	23	1	42.3	62	0	17	2	1	1	0	0	2/2	0/0	1/1	25:27
16	12/27 at N.O.	[L]	21	4	17	0	6/9	412	52	7.9	65	15	4.3	347	2	368	35	27	2	50.0	55	0	27	4	0	4	0	0	1/1	1/3	0/0	22:07
17	1/3 at HOU	[L]	11	1	9	1	1/12	215	54	4.0	32	14	2.3	183	8	239	32	17	2	5-50.2	7-53	3-2	6	0	0	0	0	0	0/0	0/0	2/2	24:23
TOTALS:			313	69	215	29	72/205	5581	1012	5.5	1473	354	4.16	4108	51	4428	607	355	18	80-46.3	105-880	25-10	376	44	5	35	4	0	32/39	1/5	26/30	27:34

JACKSONVILLE JAGUARS 2015 DEFENSE GAME-BY-GAME

Wk.	Date	Opp	FIRST DOWNS					3 RD DOWN	TOT. OFFENSE			RUSHING			PASSING			PUNTS			PEN.			FUM.		Tot. Tot.		T.O.P.				
			Tot	Run	Pass	Pen	Down		Yards	Plays	Avg.	Yards	Att.	Avg.	Net	Sacks	Gross	Att./	Cmp./	Int.	Avg.	Yards	Lost	Pts.	TD	Rn	Ps		Rt	Sfty	PAT	2PT
1	9/13 vs. CAR	[L]	17	6	10	1	8/17	263	68	3.9	105	35	3.0	158	2	175	31	18	1	44.8	22	0-0	20	2	0	1	1	0	2/2	0/0	2/4	34:06
2	9/20 vs. MIA	[W]	17	0	15	2	5/15	386	62	6.2	42	16	2.6	344	2	359	44	30	0	48.2	112	1-0	20	2	0	2	0	0	2/2	0/0	2/3	29:52
3	9/28 at N.E.	[L]	35	12	19	4	11/14	471	76	6.2	125	32	3.9	346	2	358	42	33	0	0.0	30	0-0	51	6	4	2	0	0	6/6	0/0	3/3	34:40
4	10/4 at IND	[L]	22	3	14	5	7/15	326	74	4.4	60	24	2.5	266	3	282	47	30	0	47.8	45	3-2	16	1	0	1	0	0	1/1	0/0	3/3	34:14
5	10/11 at T.B.	[L]	20	8	11	1	5/11	369	61	6.0	183	40	4.6	186	2	209	19	13	0	33.7	72	0-0	38	4	2	1	1	0	3/3	1/1	3/3	34:41
6	10/18 vs. HOU	[L]	24	6	15	3	7/14	382	68	5.6	95	31	3.1	287	1	293	36	24	0	38.8	69	1-0	31	4	0	3	1	0	4/4	0/0	1/1	30:02
7	10/25 vs. BUF	[W]	26	10	13	3	3/12	375	74	5.1	115	28	4.1	260	4	298	42	24	2	49.3	87	4-2	31	3	0	2	1	0	2/2	1/1	3/3	31:22
9	11/8 at NYJ	[L]	14	2	12	0	5/15	290	64	4.5	29	28	1.0	261	2	272	34	21	0	39.0	41	1-0	28	4	2	2	0	0	4/4	0/0	0/0	30:44
10	11/15 at BAL	[W]	22	7	15	0	8/14	397	67	5.9	89	21	4.2	308	1	316	45	34	2	40.4	121	2-2	20	3	0	3	0	0	2/2	0/1	0/1	29:28
11	11/19 vs. TEN	[W]	22	4	13	5	5/13	316	65	4.9	104	26	4.0	212	4	231	35	22	0	45.2	59	1-1	13	1	1	0	0	0	1/1	0/0	2/3	31:35
12	11/29 vs. S.D.	[L]	24	4	19	1	6/14	369	71	5.2	79	26	3.0	290	2	300	43	29	0	41.2	70	0-0	31	4	0	4	0	0	4/4	0/0	1/1	31:24
13	12/6 at TEN	[L]	26	9	13	4	8/13	467	68	6.9	210	35	6.0	257	4	268	29	20	1	44.3	38	1-1	42	6	2	3	1	0	6/6	0/0	0/0	33:34
14	12/13 vs. IND	[W]	17	7	9	1	4/16	322	69	4.7	95	23	4.1	227	3	260	43	20	1	47.9	85	1-1	16	1	0	1	0	0	1/1	0/0	3/3	30:48
15	12/20 vs. ATL	[L]	22	6	13	3	7/14	328	69	4.8	83	33	2.5	245	1	246	35	22	1	39.8	43	0-0	23	2	1	1	0	0	0/0	0/0	3/3	34:33
16	12/27 at N.O.	[L]	29	9	18	2	8/13	537	72	7.5	135	35	3.9	402	1	412	36	25	0	49.5	40	0-0	38	5	2	3	0	0	5/5	0/0	1/3	37:53
17	1/3 at HOU	[L]	25	9	13	3	8/17	402	74	5.4	160	31	5.2	242	2	249	41	25	1	4-47.5	9-55	1-1	30	3	1	1	1	0	3/3	0/0	3/4	35:37
TOTALS:			362	102	222	38	105/227	6000	11-2	5.4	1709	464	3.7	4291	36	4528	602	390	9	72-43.9	114-989	16-9	448	51	15	29	7	0	48/48	2/3	30/38	32:26

JACKSONVILLE JAGUARS 2016 OFFENSE GAME-BY-GAME

Wk.	Date	Opp	FIRST DOWNS					3 RD	TOT. OFFENSE					RUSHING			PASSING			PUNTS		PEN.		FUM.		Tot. Tot.		T.O.P.					
			Tot	Run	Pass	Pen	Down		Yards	Plays	Avg.	Yards	Att.	Avg.	Net	Sacks	Gross	Att./	Cmp./	Int.	Avg.	Yards	Lost	Pts.	TD	Rn	Ps		Rt	Sfty	PAT	2PT	FGs
1	9/11 vs. G.B.	[L]	20	4	14	2	4/15	348	68	5.1	48	26	1.8	300	3-24	320	39	24	1	62.5	9-79	1-0	23	2	1	1	0	0	2/2	0/0	3/3	31:23	
2	9/18 at S.D.	[L]	20	6	13	1	2/11	388	63	6.2	69	11	6.3	319	2-10	329	50	31	2	44.8	14-93	1-1	14	2	0	2	0	0	2/2	0/0	0/1	25:08	
3	9/25 vs. BAL	[L]	14	1	12	1	6/16	216	63	3.4	48	21	2.3	168	4-26	194	38	24	3	41.5	7-75	0-0	17	2	0	2	0	0	2/2	0/0	1/2	28:54	
4	10/2 vs. IND	[W]	23	7	11	5	3/11	331	65	5.1	136	29	4.7	195	3-12	207	33	19	0	53.8	11-145	1-0	30	3	1	2	0	0	3/3	0/0	3/3	27:21	
6	10/16 at CHI	[W]	20	3	12	5	2/10	317	55	5.8	54	20	2.7	263	2-8	271	33	20	1	55	5-50	2-1	17	2	1	1	0	0	2/2	0/0	1/1	24:13	
7	10/23 vs. OAK	[L]	19	4	11	4	4/13	344	60	5.7	105	16	6.6	239	1-7	246	43	23	2	47.8	13-122	2-1	16	1	0	1	0	0	1/1	0/0	3/3	26:33	
8	10/27 at TEN	[L]	27	3	22	2	6/13	370	67	5.5	48	11	4.4	322	2-15	337	54	33	0	45.8	7-75	2-1	22	3	0	3	0	0	3/3	1/1	0/0	25:35	
9	11/6 at K.C.	[L]	25	6	17	2	5/13	449	75	6	205	32	6.4	244	2-8	252	44	22	1	41.8	5-46	3-3	14	2	0	2	0	0	2/2	0/0	0/1	29:39	
10	11/13 vs. HOU	[L]	23	3	18	2	10/17	327	73	4.5	80	22	3.6	247	2-8	265	49	32	1	38.3	4-48	2-1	21	2	0	2	0	0	2/2	1/1	2/2	32:10	
11	11/20 at DET	[L]	16	1	13	2	4/14	285	62	4.6	83	27	3.1	202	0-0	202	35	22	2	40.8	4-25	2-1	19	2	0	2	0	0	1/2	0/0	2/2	32:55	
12	11/27 at BUF	[L]	20	11	8	1	8/15	301	65	4.6	183	37	4.9	118	2-8	126	26	13	0	45.5	6-60	2-0	21	3	1	2	0	0	3/3	0/0	0/0	33:55	
13	12/4 vs. DEN	[L]	19	7	10	2	6/18	333	81	4.1	154	38	4.1	179	1-2	181	42	19	2	46.1	6-65	1-1	10	1	1	0	0	1/1	0/0	1/1	34:34		
14	12/11 vs. MIN	[L]	18	3	11	4	7/16	315	65	4.8	85	24	3.5	230	4-27	257	37	23	0	40.8	14-114	0-0	16	1	0	1	0	0	1/1	0/0	3/5	29:04	
15	12/18 at HOU	[L]	9	3	4	2	3/13	150	50	3	67	20	3.4	83	2-9	92	28	12	1	52.5	12-91	0-0	20	2	1	0	1	0	2/2	0/0	2/2	23:18	
16	12/24 vs. TEN	[W]	25	6	16	3	4/12	415	69	6	84	28	3	331	2-14	345	39	27	0	47.7	4-45	2-1	38	4	1	2	1	0	2/4	0/0	4/4	32:31	
17	1/1 at IND	[L]	23	7	15	1	4/14	470	71	6.6	182	30	6.1	288	2-13	301	39	25	0	47	8-54	2-2	20	2	1	1	0	0	2/2	0/0	2/4	29:36	
TOTALS:			3-13	321	75	207	39	78/221	5359	1052	5.1	1631	392	4.2	3728	34-197	3925	629	369	16	46.6	129-1178	23-13	318	34	8	24	2	0	29/32	2/2	27/34	29:09

JACKSONVILLE JAGUARS 2016 DEFENSE GAME-BY-GAME

Wk.	Date	Opp	FIRST DOWNS					3 RD	TOT. OFFENSE					RUSHING			PASSING			PUNTS		PEN.		FUM.		Tot. Tot.		T.O.P.					
			Tot	Run	Pass	Pen	Down		Yards	Plays	Avg.	Yards	Att.	Avg.	Net	Sacks	Gross	Att./	Cmp./	Int.	Avg.	Yards	Lost	Pts.	TD	Rn	Ps		Rt	Sfty	PAT	2PT	FGs
1	9/11 vs. G.B.	[L]	18	6	10	2	7/14	294	60	4.9	95	25	3.8	199	1-0	199	34	20	0	46	5-24	1-0	27	3	1	2	0	0	3/3	0/0	2/2	28:37	
2	9/18 at S.D.	[L]	25	10	10	5	7/13	357	63	5.7	150	35	4.3	207	3-13	220	25	17	0	43.3	3-23	1-1	38	5	1	4	0	0	5/5	0/0	1/1	34:52	
3	9/25 vs. BAL	[L]	18	3	11	4	5/13	283	64	4.4	84	22	3.8	199	2-15	214	40	29	2	48.6	8-58	2-1	19	1	1	0	0	1/1	0/0	4/4	31:06		
4	10/2 vs. IND	[W]	23	7	11	5	9/17	284	73	3.9	94	25	3.8	190	6-44	234	42	27	1	49.7	7-78	1-0	27	3	1	2	0	0	3/3	0/0	2/2	32:39	
6	10/16 at CHI	[W]	22	5	16	1	7/17	389	77	5.1	92	27	3.4	297	1-5	302	49	30	0	43.5	10-87	1-0	16	1	1	0	0	1/1	0/0	3/3	35:47		
7	10/23 vs. OAK	[L]	21	8	10	3	8/18	344	71	4.8	144	34	4.2	200	0-0	200	37	23	0	54.6	11-117	1-0	33	3	2	1	0	0	3/3	0/0	4/4	33:27	
8	10/27 at TEN	[L]	25	11	12	2	9/15	494	66	7.5	214	43	5	280	0-0	280	23	19	0	38.8	7-54	1-0	36	4	2	2	0	0	3/4	0/0	3/3	34:25	
9	11/6 at K.C.	[L]	10	4	6	0	1/14	231	57	4.1	62	22	2.8	169	2-18	187	33	20	0	50.4	8-75	0-0	19	1	0	1	0	0	1/1	0/0	4/4	30:21	
10	11/13 vs. HOU	[L]	16	9	6	1	7/15	273	61	4.5	181	33	5.5	92	1-7	99	27	14	0	46	4-89	0-0	24	3	0	2	1	0	3/3	0/0	1/3	27:50	
11	11/20 at DET	[L]	14	1	12	1	5/14	277	57	4.9	14	21	0.7	263	3-15	278	33	24	0	48.5	5-32	3-2	26	3	1	0	2	0	2/3	0/0	2/2	27:05	
12	11/27 at BUF	[L]	15	6	7	2	5/12	304	52	5.3	153	29	5.3	151	5-15	166	18	12	0	44	6-31	0-0	28	4	3	1	0	0	2/3	1/1	0/0	26:25	
13	12/4 vs. DEN	[L]	10	4	5	1	1/13	206	54	3.8	104	28	3.7	102	2-2	104	24	12	0	46	4-32	0-0	20	2	1	0	1	0	2/2	0/0	2/2	25:26	
14	12/11 vs. MIN	[L]	22	5	13	4	3/11	377	63	6	85	29	2.9	292	0-0	292	34	24	0	42	7-93	2-1	25	2	1	1	0	0	1/2	0/0	4/4	30:56	
15	12/18 at HOU	[L]	23	6	13	4	4/14	387	78	5	79	31	2.5	308	0-0	308	47	29	2	45.2	6-71	3-0	21	1	1	0	0	1/1	0/0	4/4	36:42		
16	12/24 vs. TEN	[W]	17	4	14	1	5/14	263	67	3.9	58	20	2.9	205	3-18	223	44	21	1	44.7	6-49	1-0	17	2	0	2	0	0	2/2	0/0	2/2	27:29	
17	1/1 at IND	[L]	24	4	18	2	2/10	384	67	5.7	94	22	4.3	290	4-31	321	41	24	1	40.6	4-35	1-1	24	3	1	2	0	0	3/3	0/0	1/2	30:24	
TOTALS:			3-13	303	93	174	38	83/224	5147	1050	5	1703	446	3.8	3444	33-183	3627	551	345	7	46	97-913	18-6	400	41	17	20	4	1	36/40	1/1	38/41	30:51

JACKSONVILLE JAGUARS 2017 OFFENSE GAME-BY-GAME

Wk.	Date	Opp	FIRST DOWNS			3 RD	TOT. OFFENSE			RUSHING			PASSING			PUNTS			PEN.	FUM.			Tot. TD	T.O.P.												
			Tot	Run	Pass		Down	Yards	Plays	Avg.	Yards	Att.	Avg.	Net	Sacks	Gross	Att./	Cmp./		Int.	Avg.	Yards			Lost	Pts.	TD	Rn	Ps	Rt	Sfty	PAT	2PT	FGs		
1	9/10	at HOU	W	19	7	8	4	3-12	280	60	4.7	155	39	4	125	0-0	125	21	11	0	36.5	10-89	1-0	29	3	1	1	1	0	2-3	0-0	3-4	30:05			
2	9/17	vs. TEN	L	20	6	13	1	6-13	310	61	5.1	99	25	4	211	2-12	223	34	20	2	49.2	10-99	2-1	16	2	1	1	0	0	1-1	0-1	1-1	29:14			
3	9/24	vs. BAL	W	24	7	13	4	3-12	410	68	6	166	35	4.7	244	0-0	244	33	20	0	50	9-70	0-0	44	5	1	4	0	0	5-5	0-0	3-3	34:03			
4	10/1	at NYJ	L	20	9	8	3	4-15	311	75	4.1	175	39	4.5	136	1-4	140	35	15	1	44.3	6-47	0-0	20	2	0	1	1	0	2-2	0-0	2-3	35:08			
5	10/8	at PIT	W	15	10	5	0	6-12	313	53	5.9	231	37	6.2	82	2-13	95	14	8	1	38	4-19	0-0	30	4	2	0	2	0	3-4	0-0	1-1	28:52			
6	10/15	vs. LAR																																		
7	10/22	at IND																																		
9	11/5	vs. CIN																																		
10	11/12	vs. CIN																																		
11	11/19	at CLE																																		
12	11/26	at ARI																																		
13	12/3	vs. IND																																		
14	12/10	vs. SEA																																		
15	12/18	vs HOU																																		
16	12/24	at S.F.																																		
17	12/31	at TEN																																		
TOTALS:			3-2	98	39	47	12	22-64	1624	317	5.12	826	175	4.72	798	5-29	827	137	74	4	45.4	39-324	3-1	139	16	5	7	4	0	13-15	0-1	10-12	0-1	30:30		

JACKSONVILLE JAGUARS 2017 DEFENSE GAME-BY-GAME

Wk.	Date	Opp	FIRST DOWNS			3 RD	TOT. OFFENSE			RUSHING			PASSING			PUNTS			PEN.	FUM.			Tot. TD	T.O.P.													
			Tot	Run	Pass		Down	Yards	Plays	Avg.	Yards	Att.	Avg.	Net	Sacks	Gross	Att./	Cmp./		Int.	Avg.	Yards			Lost	Pts.	TD	Rn	Ps	Rt	Sfty	PAT	2PT	FGs			
1	9/10	at HOU	W	23	4	11	8	5-12	203	69	2.9	93	23	4	110	10-54	164	36	19	1	41.8	9-94	3-3	7	1	0	1	0	0	1-1	0-0	0-0	29:55				
2	9/17	vs. TEN	L	21	12	9	0	6-13	390	64	6.1	179	36	5	211	1-4	215	27	15	1	41.7	7-70	0-0	37	4	3	1	0	0	4-4	0-0	3-3	30:46				
3	9/24	vs. BAL	W	12	6	4	2	3-11	186	54	3.4	134	25	5.4	52	2-12	64	27	14	2	41.3	10-88	1-1	7	1	0	1	0	0	1-1	0-0	0-0	25:57				
4	10/1	at NYJ	L	18	6	12	0	6-17	471	69	6.8	256	32	8	215	5-40	255	32	23	1	43.7	10-70	3-1	23	2	2	0	0	2-2	0-0	3-4	34:24					
5	10/8	at PIT	W	21	5	16	0	7-15	371	77	4.8	70	20	3.5	301	2-11	312	55	33	5	44.7	5-37	0-0	9	0	0	0	0	0-0	0-0	3-3	31:08					
6	10/15	vs. LAR																																			
7	10/22	at IND																																			
9	11/5	vs. CIN																																			
10	11/12	vs. CIN																																			
11	11/19	at CLE																																			
12	11/26	at ARI																																			
13	12/3	vs. IND																																			
14	12/10	vs. SEA																																			
15	12/18	vs HOU																																			
16	12/24	at S.F.																																			
17	12/31	at TEN																																			
TOTALS:			3-2	95	33	52	10	27-68	1621	333	4.9	732	136	5.38	889	20-121	1010	177	104	10	43.7	41-359	7-5	83	8	5	3	0	8-8	0-0	9-10	0-0	29:30				



JAGUARS RECORD BOOK
REGULAR SEASON WEEK 6 VS. LOS ANGELES RAMS

TEAM RECORDS

SCORING

MOST POINTS SCORED IN A GAME

vs. Indianapolis (W, 51-16, 12/13/15)	51
vs. Oakland (W, 49-11, 12/23/07)	49
vs. Cleveland (W, 48-0, 12/3/00)	48
at Baltimore (W, 45-19, 11/1/98)	45
vs. Baltimore (W, 44-7, 9/24/17)	44
vs. Arizona (W, 44-10, 12/10/00)	44
vs. Indianapolis (W, 44-17, 12/10/06)	44

MOST POINTS SCORED - FIRST QUARTER

vs. Philadelphia (W, 38-21, 10/12/97)	21
vs. Tennessee (W, 40-13, 1/1/06)	17
at Tennessee (W, 30-24, 11/2/97)	17
at Baltimore (L, 36-39, 9/10/00)	17
at New Orleans (L, 24-41, 11/4/07)	17

MOST POINTS SCORED - SECOND QUARTER

at Baltimore (W, 45-19, 11/1/98)	28
vs. Tampa Bay (W, 41-14, 12/11/11)	28
vs. Buffalo (W, 34-31, 10/25/15)	27
at Detroit (W, 38-14, 11/9/08)	21
vs. Pittsburgh (W, 21-3, 9/9/01)	21

MOST POINTS SCORED - FIRST HALF

at Baltimore (W, 45-19, 11/1/98)	42
vs. Tampa Bay (W, 41-14, 12/11/11)	28
vs. N.Y. Jets (W, 41-0, 10/8/06)	28
vs. Oakland (W, 49-11, 12/23/07)	28

MOST POINTS SCORED - THIRD QUARTER

vs. Cleveland (W, 48-0, 12/3/00)	21
vs. Tennessee (W, 37-7, 11/5/06)	17
at Pittsburgh (W, 34-24, 11/19/00)	17

MOST POINTS SCORED - FOURTH QUARTER

vs. N.Y. Giants (W, 40-13, 9/7/97)	17
vs. Buffalo (W, 36-14, 11/25/07)	17
vs. Oakland (W, 49-11, 12/23/07)	14
vs. Houston (W, 31-24, 11/14/10)	14
vs. Philadelphia (W, 28-25, 10/6/02)	14
vs. Miami (W, 28-21, 10/12/98)	14

MOST POINTS SCORED - SECOND HALF

vs. Cleveland (W, 48-0, 12/3/00)	28
vs. New Orleans (W, 41-23, 11/21/99)	24
at Pittsburgh (W, 30-9, 10/8/17)	23
vs. Oakland (W, 49-11, 12/23/07)	21
at Dallas (W, 35-17, 10/31/10)	21

FEWEST POINTS ALLOWED

vs. Cincinnati (W, 13-0, 9/17/00)	0
vs. Cleveland (W, 48-0, 12/3/00)	0
vs. Houston (W, 27-0, 12/7/03)	0
vs. Pittsburgh (W, 9-0, 9/18/06)	0
vs. New York Jets (W, 41-0, 10/8/06)	0

LARGEST MARGIN OF VICTORY

vs. Cleveland (W, 48-0, 12/3/00)	48
vs. N.Y. Jets (W, 41-0, 10/8/06)	41
vs. San Francisco (W, 41-3, 9/12/99)	38
vs. Oakland (W, 49-11, 12/23/07)	38
vs. Baltimore (W, 44-7, 9/24/17)	37

MOST TOUCHDOWNS

vs. Oakland (W, 49-11, 12/23/07)	7
vs. Indianapolis (W, 51-16, 12/13/15)	7
at Baltimore (W, 45-19, 11/1/98)	6
vs. Cleveland (W, 48-0, 12/3/00)	6
vs. Tampa Bay (W, 41-14, 12/11/11)	6
at Tennessee (L, 39-42, 12/6/15)	6

BIGGEST COMEBACK VICTORY BY POINTS TRAILED

vs. New York Giants (25-24, 11/30/14)	21
at Baltimore (28-25, 11/24/96)	15
vs. Baltimore (30-27, 11/10/96)	14
vs. Tampa Bay (41-14, 12/11/11)	14
vs. Denver (27-24, 12/13/99)	14
vs. Indianapolis (28-23, 11/9/03)	13
at Chicago (17-16, 10/16/16)	13
at Tennessee (27-22, 9/27/09)	12

OFFENSE & DEFENSE

MOST NET YARDS

at St. Louis (L, 14-17, 10/20/96)	538
vs. Baltimore (W, 24-10, 9/20/98)	519
vs. New Orleans (W, 41-23, 11/21/99)	494
vs. St. Louis (W, 23-20 OT, 10/18/09)	492
vs. Houston (W, 31-24, 11/14/10)	491

FEWEST NET YARDS ALLOWED

vs. Cleveland (W, 48-0, 12/3/00)	53
at Tennessee (L, 17-24, 12/17/06)	98
vs. Houston (W, 27-0, 12/7/03)	124
vs. Baltimore (W, 12-7, 10/24/11)	146
vs. Carolina (W, 37-6, 12/9/07)	149

LARGEST TIME OF POSSESSION

at Tennessee (L, 17-24, 12/17/06)	44:22
vs. St. Louis (W, 23-20 OT, 10/18/09)	42:12
vs. Detroit (W, 23-17 OT, 11/14/04)	41:44
at Indianapolis (W, 23-21, 9/21/09)	41:35
at St. Louis (L, 14-17, 10/20/96)	41:34

MOST INTERCEPTIONS

at Pittsburgh (W, 30-9, 10/8/17)	5
at Dallas (W, 35-17, 10/31/10)	4
18 times (last: W, 41-14, 12/11/11 vs. T.B.)	3

MOST INTERCEPTION YARDS

at Tennessee (W, 37-7, 11/5/06)	110
at Pittsburgh (W, 30-9, 10/8/17)	103
vs. San Francisco (W, 41-3, 9/12/99)	93
at Indianapolis (W, 23-21, 9/21/08)	88
vs. Pittsburgh (L, 21-26, 10/5/08)	72
at Cincinnati (W, 41-10, 10/31/99)	69

MOST FIRST DOWNS

vs. St. Louis (L, 14-17, 10/20/96)	36
vs. St. Louis (W, 23-20 OT, 10/18/09)	33
vs. New Orleans (W, 41-23, 11/21/99)	30
vs. Cincinnati (W, 24-7, 1/2/00)	30
at Houston (W, 38-20, 12/24/05)	30

FEWEST FIRST DOWNS ALLOWED

vs. Cleveland (W, 48-0, 12/3/00)	2
at Tennessee (L, 17-24, 12/17/06)	5
vs. Houston (W, 27-0, 12/7/03)	7
at St. Louis (L, 14-17, 10/20/96)	8
vs. Baltimore (W, 30-3, 11/13/05)	8

MOST PENALTIES

vs. Denver (L, 7-20, 10/2/05)	15
vs. Minnesota (L, 16-25, 12/11/16)	14
at San Diego (L, 14-38, 9/18/16)	14
vs. Oakland (L, 16-33, 10/23/16)	13
at Indianapolis (L, 13-16 OT, 10/4/15)	13
vs. Green Bay (L, 21-28, 12/3/01)	13

MOST PENALTY YARDS

at Indianapolis (L, 13-16 OT, 10/4/15)	145
vs. Denver (L, 7-20, 10/2/05)	119
vs. Indianapolis (L, 10-27, 11/8/12)	115
vs. Minnesota (L, 16-25, 12/11/16)	114
at New England (L, 17-51, 9/27/15)	114

FEWEST PENALTIES

vs. Pittsburgh (L, 23-25, 12/1/02)	0
vs. Cleveland (W, 27-7, 9/3/00)	1
vs. Indianapolis (W, 19-13, 1/1/12)	1
at New England (L, 7-35, 12/27/09)	1
at Pittsburgh (W, 29-22, 12/16/07)	1
vs. Buffalo (W, 36-14, 11/25/07)	1

MOST DEFENSIVE TAKEAWAYS

vs. Tampa Bay (W, 41-14, 12/11/11)	7
at Pittsburgh (W, 30-9, 10/8/17)	5
vs. Kansas City (W, 24-10, 11/9/97)	5
at Baltimore (W, 45-19, 11/1/98)	5
vs. San Francisco (W, 41-3, 9/12/99)	5
at Pittsburgh (W, 34-24, 11/19/00)	5
at Green Bay (W, 28-25, 12/19/04)	5
vs. Seattle (W, 26-14, 9/11/05)	5

MOST FORCED FUMBLES

vs. Tampa Bay (W, 41-14, 12/11/11)	6
at Indianapolis (L, 3-23, 11/23/17)	5
vs. Baltimore (L, 21-24, 11/25/01)	4
vs. Miami (L, 10-14, 12/13/09)	4
vs. Houston (W, 38-20, 12/24/05)	4

MOST FUMBLE RECOVERIES

vs. Tampa Bay (W, 41-14, 12/11/11)	4
at Baltimore (W, 45-19, 11/1/98)	4
10 times (last: W, 29-7, 9/10/17 at Houston)	3

MOST FUMBLE RETURN YARDS

at Cincinnati (W, 34-17, 11/29/98)	90
at Baltimore (W, 45-19, 11/1/98)	83
at N.Y. Jets (L, 20-23 OT, 10/1/17)	81
vs. Houston (W, 37-17, 10/14/07)	77
vs. Green Bay (L, 21-28, 12/3/01)	60
at Houston (W, 29-7, 9/10/17)	53

MOST DEFENSIVE SACKS

vs. Houston (W, 29-7, 9/10/17)	10
at Atlanta (W, 30-7, 11/7/99)	9
vs. Atlanta (W, 13-7, 9/16/07)	7
at Detroit (W, 38-14, 11/9/08)	7
Nine times (last: W vs. IND, 30-27, 10/2/16)	6

CAREER RECORDS

SERVICE

SEASONS

Brad Meester (2000-13).....	14
MARCEDES LEWIS (2006-17)	12
Josh Scobee (2004-14).....	11
Fred Taylor (1998-2008).....	11
Jimmy Smith (1995-2005).....	11
Rashean Mathis (2003-12).....	10
Rob Meier (2000-08).....	10
Greg Jones (2004-12).....	9
Daryl Smith (2004-12).....	9
David Garrard (2002-10).....	9
Maurice Williams (2001-09).....	9
Paul Spicer (2000-08).....	9
Donovin Darius (1998-2006).....	9
Mark Brunell (1995-2003).....	9
Maurice Jones-Drew (2006-13).....	8
Vince Manuwai (2003-10).....	8
John Henderson (2002-09).....	8
Joe Zelenka (2001-08).....	8
Kyle Brady (1999-2006).....	8
Tony Brackens (1996-2003).....	8
Tony Boselli (1995-2001).....	8
Mike Hollis (1995-2001).....	8

GAMES PLAYED

Brad Meester (2000-13).....	209
Jimmy Smith (1995-2005).....	171
Josh Scobee (2004-14).....	168
MARCEDES LEWIS (2006-17)	159
Fred Taylor (1998-2008).....	140
Rob Meier (2000-08).....	138
Rashean Mathis (2003-12).....	137
Joe Zelenka (2001-08).....	128
Daryl Smith (2004-12).....	126
John Henderson (2002-09).....	124

CONSECUTIVE GAMES PLAYED

Joe Zelenka (2001-08).....	128
Josh Scobee (2007-14).....	119
Tyson Alualu (2010-15).....	96
Bryan Barker (1995-2000).....	96
Brad Meester (2000-05).....	92
Brad Meester (2008-13).....	89
Jimmy Smith (1995-2000).....	88
Marcus Stroud (2001-06).....	86
John Henderson (2002-06).....	82
Mike Hollis (1995-2000).....	82

GAMES STARTED

Brad Meester (2000-13).....	209
Jimmy Smith (1995-2005).....	150
MARCEDES LEWIS (2006-17)	144
Fred Taylor (1998-2008).....	136
Rashean Mathis (2003-12).....	129
Daryl Smith (2004-12).....	124
John Henderson (2002-09).....	120
Mark Brunell (1995-2003).....	117
Donovin Darius (1998-2006).....	115
Kyle Brady (1999-2006).....	110

CONSECUTIVE GAMES STARTED

Brad Meester (Sept. 3, 2000-Dec. 4, 2005).....	92
Brad Meester (Oct. 26, 2008-Dec. 22, 2013).....	89
Rashean Mathis (Sept. 7, 2003-Nov. 25, 2007).....	74
Vince Manuwai (Nov. 30, 2003-Dec. 23, 2007).....	68
Marcus Stroud (Sept. 8, 2002-Oct. 1, 2006).....	68
Tyson Alualu (Sept. 12, 2011-Dec. 29, 2013).....	64
Maurice Williams (Sept. 7, 2003-Dec. 31, 2006).....	64
Chris Naeole (Sept. 8, 2002-Dec. 24, 2005).....	63
Uche Nwaneri (Oct. 4, 2009-Dec. 23, 2012).....	60
Kevin Hardy (Dec. 21, 1997-Nov. 18, 2001).....	58

SCORING

POINTS

Josh Scobee (2004-14).....	1,022
Mike Hollis (1995-2001).....	764
Maurice Jones-Drew (2006-13).....	486
Fred Taylor (1998-2008).....	424
Jimmy Smith (1995-2005).....	418
JASON MYERS (2015-17).....	263
James Stewart (1995-99).....	228
Keenan McCardell (1996-2001).....	190
MARCEDES LEWIS (2006-17)	186
Stacey Mack (1999-2002).....	120

CONSECUTIVE GAMES SCORING

Mike Hollis (Dec. 24, 1995-Sept. 10, 2000).....	67
Josh Scobee (Jan. 2, 2005-Oct. 4, 2009).....	61
Josh Scobee (Oct. 18, 2009-Oct. 28, 2012).....	50
JASON MYERS (Sept. 13, 2015-Oct. 8, 2017)	37
Josh Scobee (Sept. 15, 2013-Dec. 28, 2014).....	31
Mike Hollis (Oct. 16, 2000-Dec. 30, 2001).....	25
Seth Marler (Sept. 7, 2003-Dec. 28, 2003).....	16
Josh Scobee (Sept. 12-Dec. 19, 2004).....	14
Mike Hollis (Sept. 3-Dec. 10, 1995).....	14
<i>Several players tied.....</i>	8

TOUCHDOWNS

Maurice Jones-Drew (2006-13).....	81
Fred Taylor (1998-2008).....	70
Jimmy Smith (1995-2005).....	69
James Stewart (1995-99).....	38
MARCEDES LEWIS (2006-17)	31
Keenan McCardell (1996-2001).....	30
ALLEN ROBINSON (2014-17).....	22
ALLEN HURNS (2014-17)	21
Stacey Mack (1999-2002).....	20
Reggie Williams (2004-08).....	18
David Garrard (2002-10).....	17

CONSECUTIVE GAMES SCORING TD

Fred Taylor (Sept. 20-Nov. 22, 1998).....	8
MAURICE JONES-DREW (Nov. 12-Dec. 31, 2006).....	8
ALLEN HURNS (Sept. 27-Nov. 15, 2015).....	7
Fred Taylor (Nov. 12-Dec. 23, 2000).....	7
LEONARD FOURNETTE (Sept. 10-Oct. 8, 2017).....	5
ALLEN ROBINSON (Nov. 29-Dec. 27, 2015).....	5
Maurice Jones-Drew (Oct. 18-Nov. 22, 2009).....	5
Maurice Jones-Drew (Nov. 4-Dec. 2, 2007).....	5
MARCEDES LEWIS (Dec. 1-22, 2013)	4
<i>Several players tied.....</i>	4

FIELD GOALS MADE

Josh Scobee (2004-14).....	235
Mike Hollis (1995-2001).....	175
JASON MYERS (2015-17).....	63
Seth Marler (2003).....	20
John Carney (2007).....	9
Tim Seder (2002).....	8
Danny Boyd (2002).....	5
Hayden Epstein (2002).....	5
Steve Lindsey (1999-2000).....	5
Richie Cunningham (2002).....	1

CONSECUTIVE FIELD GOALS MADE

Josh Scobee (Nov. 27, 2011-Nov. 4, 2012).....	20
Mike Hollis (Nov. 1, 1998-Sept. 19, 1999).....	20
JASON MYERS (Nov. 15, 2015-Sept. 11, 2016).....	16
Mike Hollis (Oct. 12-Nov. 30, 1997).....	16
Josh Scobee (Sept. 11-Nov. 13, 2011).....	15
Josh Scobee (Oct. 1-Nov. 26, 2006).....	15
Josh Scobee (Dec. 23, 2012-Nov. 10, 2013).....	14
Josh Scobee (Sept. 12-Nov. 14, 2010).....	14
Mike Hollis (Sept. 3-Oct. 29, 2000).....	13

CONSECUTIVE GAMES SCORING FG

Josh Scobee (Nov. 14, 2010-Oct. 24, 2011).....	15
Josh Scobee (Oct. 29, 2006-Dec. 16, 2007).....	13
Mike Hollis (Sept. 12-Nov. 21, 1999).....	10
Josh Scobee (Nov. 24, 2013-Sept. 21, 2014).....	9
Josh Scobee (Sept. 15-Nov. 10, 2013).....	8
Josh Scobee (Jan. 3-Oct. 24, 2010).....	8
Josh Scobee (Nov. 13, 2005-Jan. 1, 2006).....	8
Seth Marler (Sept. 7-Nov. 2, 2003).....	8
Mike Hollis (Dec. 24, 1995-Oct. 13, 1996).....	8

FIELD GOAL PERCENTAGE (MIN. 25 FGA)

JASON MYERS (2015-17).....	82.9
Josh Scobee (2004-14).....	80.8
Mike Hollis (1995-2001).....	80.6
Seth Marler (2003).....	60.6

EXTRA POINTS MADE

Josh Scobee (2004-14).....	317
Mike Hollis (1995-2001).....	239
JASON MYERS (2015-17).....	74
Seth Marler (2003).....	30
John Carney (2007).....	20
Hayden Epstein (2002).....	13
Tim Seder (2002).....	11
Danny Boyd (2002).....	7
Steve Lindsey (1999-2000).....	5
Richie Cunningham (2002).....	2

LONGEST FIELD GOALS

Josh Scobee (Oct. 3, 2010 vs. Ind.).....	59
JASON MYERS (Sept. 20, 2015 vs. Mia.)	58
JASON MYERS (Dec. 24, 2016 vs. Ten.)	56
Josh Scobee (Dec. 15, 2013 vs. Buf.).....	55
Josh Scobee (Sept. 18, 2011 at NYJ).....	55
JASON MYERS (Nov. 13, 2016 vs. Hou.)	54
Josh Scobee (Oct. 24, 2011 vs. Bal.).....	54

EXTRA-POINT PERCENTAGE (MIN. 25 XPA)

Seth Marler (2003).....	100.0
Mike Hollis (1995-2001).....	98.8
Josh Scobee (2004-14).....	98.4
JASON MYERS (2015-17).....	86.0

CONSECUTIVE EXTRA POINTS MADE

Mike Hollis (Oct. 22, 1995-Dec. 9, 2001).....	220
Josh Scobee (Nov. 8, 2009-Jan. 1, 2012).....	82
Josh Scobee (Sept. 12, 2004-Jan. 1, 2006).....	59
Josh Scobee (Dec. 16, 2007-Nov. 1, 2009).....	58
Josh Scobee (Sept. 10, 2006-Dec. 16, 2007).....	55
Josh Scobee (Sept. 16, 2012-Dec. 22, 2013).....	39
Seth Marler (Sept. 7-Dec. 28, 2003).....	30

CAREER RECORDS


PASSING

PASSING YARDS

Mark Brunell (1995-2003)	25,698
David Garrard (2002-10).....	16,003
BLAKE BORTLES (2014-17).....	12,068
Byron Leftwich (2003-06)	9,042
CHAD HENNE (2012-17).....	5,817
Blaine Gabbert (2011-13).....	4,357
Quinn Gray (2005-07).....	1,252
Steve Beuerlein (1995).....	952
Jonathan Quinn (1998-2001).....	748
Jamie Martin (1998-2000).....	662

CONSECUTIVE PASS COMPLETIONS

David Garrard (Nov. 14-21, 2010)	17
Byron Leftwich (Oct. 17-24, 2004)	15
Mark Brunell (Sept. 7, 2003 at Car.).....	13
Mark Brunell (Oct. 6, 1996 at N.O.).....	13



LONGEST PASS COMPLETIONS

BLAKE BORTLES (Dec. 27, 2015 at N.O.)	90t
Byron Leftwich (Sept. 28, 2003 at Hou.)	84t
CHAD HENNE (Nov. 18, 2012 at Hou.)	81t
BLAKE BORTLES (Dec. 13, 2015 vs. Ind.)	80t
Blaine Gabbert (Sept. 23, 2012 at Ind.)	80t
Quinn Gray (Nov. 4, 2007 at N.O.)	80t
Mark Brunell (Sept. 15, 2002 at K.C.).....	79t
Mark Brunell (Nov. 1, 1998 at Bal.).....	78t
David Garrard (Nov. 21, 2010 vs. Cle.)	75
Mark Brunell (Nov. 9, 1997 vs. K.C.).....	75

AVG. GAIN PER ATTEMPT (MIN. 200 ATTEMPTS)

Mark Brunell (1995-2003)	7.11
David Garrard (2002-10).....	7.02
Quinn Gray (2005-07).....	6.96
Byron Leftwich (2003-06)	6.73
Steve Beuerlein (1995).....	6.70
BLAKE BORTLES (2014-16).....	6.59
CHAD HENNE (2012-15).....	6.54
Jonathan Quinn (1998-2001).....	5.98
Blaine Gabbert (2011-13).....	5.61

PASS ATTEMPTS

Mark Brunell (1995-2003)	3,616
David Garrard (2002-10).....	2,281
BLAKE BORTLES (2014-17).....	1,841
Byron Leftwich (2003-06)	1,344
CHAD HENNE (2012-17).....	891
Blaine Gabbert (2011-13).....	777
Quinn Gray (2005-07).....	180
Steve Beuerlein (1995).....	142
Jonathan Quinn (1998-2001).....	125
Jay Fiedler (1999).....	94

TOUCHDOWN PASSES

Mark Brunell (1995-2003)	144
David Garrard (2002-10).....	89
BLAKE BORTLES (2014-17).....	76
Byron Leftwich (2003-06)	51
CHAD HENNE (2012-17).....	27
Blaine Gabbert (2011-13).....	22
Quinn Gray (2005-07).....	12
Jamie Martin (1998-2000).....	4
Steve Beuerlein (1995).....	4
Jonathan Quinn (1998-2001).....	3

INTERCEPTIONS THROWN

Mark Brunell (1995-2003)	86
BLAKE BORTLES (2014-17).....	55
David Garrard (2002-10).....	54
Byron Leftwich (2003-06)	36
CHAD HENNE (2012-17).....	26
Blaine Gabbert (2011-13).....	24
Steve Beuerlein (1995).....	7
Quinn Gray (2005-07).....	5
Luke McCown (2009-11).....	4
Jonathan Quinn (1998-2001).....	4

INTERCEPTION % (MIN. 125 ATTEMPTS)

David Garrard (2002-10).....	2.37
Mark Brunell (1995-2003)	2.38
Byron Leftwich (2003-06)	2.68
Quinn Gray (2005-07).....	2.78
CHAD HENNE (2012-17).....	2.92
Blaine Gabbert (2011-13).....	3.09
BLAKE BORTLES (2014-17).....	3.00

LONGEST PASSING TOUCHDOWNS

BLAKE BORTLES (Dec. 27, 2015 at N.O.)	90
Byron Leftwich (Sept. 28, 2003 at Hou.)	84
CHAD HENNE (Nov. 18, 2012 at Hou.)	81
BLAKE BORTLES (Dec. 13, 2015 vs. Ind.)	80
Blaine Gabbert (Sept. 23, 2012 at Ind.)	80
Quinn Gray (Nov. 4, 2007 at N.O.)	80
Mark Brunell (Sept. 15, 2002 at K.C.).....	79
Mark Brunell (Nov. 1, 1998 at Bal.).....	78
Blaine Gabbert (Oct. 9, 2011 vs. Cin.)	74

300-YARD PASSING GAMES

Mark Brunell (1995-2003)	22
BLAKE BORTLES (2014-17).....	12
David Garrard (2002-10).....	6
CHAD HENNE (2012-17).....	5
Byron Leftwich (2003-06)	4
Quinn Gray (2003-07).....	2

400-YARD PASSING GAMES

Mark Brunell (1995-2003)	2
--------------------------------	---

PASS COMPLETIONS

Mark Brunell (1995-2003)	2,184
David Garrard (2002-10).....	1,406
BLAKE BORTLES (2014-17).....	1,077
Byron Leftwich (2003-06)	789
CHAD HENNE (2012-17).....	513
Blaine Gabbert (2011-13).....	414
Quinn Gray (2005-07).....	101
Steve Beuerlein (1995).....	71
Jonathan Quinn (1998-2001).....	66
Jay Fiedler (1999).....	61

CONSECUTIVE GAMES WITH TD PASS

Blake Bortles (Sept. 13-Dec. 27, 2015).....	15
Mark Brunell (Oct. 7, 2001-Sept. 15, 2002).....	14
Byron Leftwich (Nov. 30, 2003-Oct. 24, 2004).....	12
BLAKE BORTLES (Sept. 11-Nov. 27, 2016)	11
Mark Brunell (Oct. 22-Dec. 23, 2000)	9
David Garrard (Dec. 17, 2006-Oct. 14, 2007)	8
Byron Leftwich (Sept. 25-Nov. 20, 2005)	8
Mark Brunell (Oct. 19-Dec. 7, 1997).....	8
Mark Brunell (Sept. 17-Nov. 12, 1995).....	8
<i>Two players tied</i>	7

CONSECUTIVE GAMES WITH NO INTs

David Garrard (Sept. 9-Nov. 25, 2007)	8
David Garrard (Dec. 11, 2005-Nov. 5, 2006)	6
Mark Brunell (Oct. 11-Nov. 14, 1999)	5
Mark Brunell (Dec. 1, 1996-Sept. 22, 1997)	5
<i>Several players tied</i>	4

CONSECUTIVE PASSES WITH NO INTs

David Garrard (Sept. 9-Nov. 25, 2007)	209
David Garrard (Dec. 4, 2005-Nov. 12, 2006)	175
Mark Brunell (Nov. 24, 1996-Sept. 28, 1997).....	172
David Garrard (Nov. 22-Dec. 17, 2009)	155
Mark Brunell (Oct. 3-Nov. 21, 1999).....	148

PASSER RATING (MIN. 200 ATTEMPTS)

David Garrard (2002-10).....	85.8
Mark Brunell (1995-2003)	85.4
Byron Leftwich (2003-06)	80.5
BLAKE BORTLES (2014-17).....	89.5
CHAD HENNE (2012-17).....	75.4
Blaine Gabbert (2011-13).....	66.4

COMPLETION % (MIN. 125 ATTEMPTS)

David Garrard (2002-10).....	61.64
Mark Brunell (1995-2003)	60.40
Byron Leftwich (2003-06)	58.71
BLAKE BORTLES (2014-17).....	58.50
CHAD HENNE (2012-17).....	57.71
Quinn Gray (2005-07).....	56.11
Blaine Gabbert (2011-13).....	53.28
Jonathan Quinn (1998-2001).....	52.80
Steve Beuerlein (1995).....	50.00



CAREER RECORDS

RUSHING

RUSHING YARDS

Fred Taylor (1998-2008).....	11,271
Maurice Jones-Drew (2006-13).....	8,071
James Stewart (1995-99).....	2,951
Mark Brunell (1995-2003).....	2,219
David Garrard (2002-10).....	1,746
Stacey Mack (1999-2002).....	1,498
Natrone Means (1996-97).....	1,330
T.J. YELDON (2015-17).....	1,205
Denard Robinson (2013-16).....	1,058
Rashad Jennings (2009-12).....	944

RUSHING ATTEMPTS

Fred Taylor (1998-2008).....	2,428
Maurice Jones-Drew (2006-13).....	1,804
James Stewart (1995-99).....	765
Mark Brunell (1995-2003).....	429
Natrone Means (1996-97).....	396
David Garrard (2002-10).....	380
Stacey Mack (1999-2002).....	372
T.J. YELDON (2015-17).....	312
Greg Jones (2004-12).....	270
Denard Robinson (2013-16).....	263

RUSHING TOUCHDOWNS

Maurice Jones-Drew (2006-13).....	68
Fred Taylor (1998-2008).....	62
James Stewart (1995-99).....	33
Stacey Mack (1999-2002).....	19
David Garrard (2002-10).....	17
Mark Brunell (1995-2003).....	14
Natrone Means (1996-97).....	11
Greg Jones (2004-12).....	10
Byron Leftwich (2003-06).....	8
<i>Several players tied</i>	7

CONSECUTIVE GAMES WITH RUSHING TD

Maurice Jones-Drew (Nov. 12-Dec. 31, 2006).....	8
Maurice Jones-Drew (Oct. 18-Nov. 22, 2009).....	5
Maurice Jones-Drew (Nov. 11-Dec. 2, 2007).....	4
Fred Taylor (Dec. 3-23, 2000).....	4
Fred Taylor (Dec. 13, 1999-Jan. 2, 2000).....	4
James Stewart (Nov. 21-Dec. 13, 1999).....	4
Fred Taylor (Nov. 1-22, 1998).....	4
Natrone Means (Nov. 9-30, 1997).....	4

RUSHING AVERAGE (MIN. 100 ATTEMPTS)

BLAKE BORTLES (2014-17).....	6.60
Mark Brunell (1995-2003).....	5.17
Fred Taylor (1998-2008).....	4.64
David Garrard (2002-10).....	4.59
Maurice Jones-Drew (2006-13).....	4.47
Rashad Jennings (2009-12).....	4.21
Jordan Todman (2012-14).....	4.05
Stacey Mack (1999-2002).....	4.03
Denard Robinson (2013-16).....	4.02

200-YARD RUSHING GAMES

Fred Taylor (1998-2008).....	1
------------------------------	---

100-YARD RUSHING GAMES

Fred Taylor (1998-2008).....	47
Maurice Jones-Drew (2006-13).....	27
James Stewart (1995-99).....	6
Stacey Mack (1999-2002).....	3
T.J. YELDON (2015-17).....	2
Denard Robinson (2013-16).....	2
Rashad Jennings (2009-12).....	2
Greg Jones (2004-12).....	2

LONGEST RUNS FROM SCRIMMAGE

Maurice Jones-Drew (Nov. 1, 2009 at Ten.).....	80t
Fred Taylor (Dec. 9, 2007 vs. Car.).....	80t
Maurice Jones-Drew (Nov. 1, 2009 at Ten.).....	79t
Fred Taylor (Oct. 12, 1998 vs. Mia.).....	77t
Fred Taylor (Oct. 14, 2007 vs. Hou.).....	76
Fred Taylor (Dec. 10, 2006 vs. Ind.).....	76
Rashad Jennings (Dec. 12, 2010 vs. Oak.).....	74t
Maurice Jones-Drew (Dec. 24, 2006 vs. N.E.).....	74t

LONGEST RUSHING TDs

Maurice Jones-Drew (Nov. 1, 2009 at Ten.).....	80
Fred Taylor (Dec. 9, 2007 vs. Car.).....	80
Maurice Jones-Drew (Nov. 1, 2009 at Ten.).....	79
Fred Taylor (Oct. 12, 1998 vs. Mia.).....	77
Rashad Jennings (Dec. 12, 2010 vs. Oak.).....	74
Maurice Jones-Drew (Dec. 24, 2006 vs. N.E.).....	74
Fred Taylor (Oct. 30, 2005 at STL).....	71

RECEIVING

RECEPTIONS

Jimmy Smith (1995-2005).....	862
Keenan McCardell (1996-2001).....	499
MARCEDES LEWIS (2006-17).....	356
Maurice Jones-Drew (2006-13).....	335
Fred Taylor (1998-2008).....	286
Kyle Brady (1999-2006).....	241
ALLEN ROBINSON (2014-17).....	202
Pete Mitchell (1995-2002).....	191
Reggie Williams (2004-08).....	189
Cecil Shorts III (2011-14).....	176

RECEIVING YARDS

Jimmy Smith (1995-2005).....	12,287
Keenan McCardell (1996-2001).....	6,393
MARCEDES LEWIS (2006-16).....	4,260
Maurice Jones-Drew (2006-13).....	2,873
ALLEN ROBINSON (2014-17).....	2,848
Kyle Brady (1999-2006).....	2,500
Fred Taylor (1998-2008).....	2,361
Cecil Shorts III (2011-14).....	2,343
Reggie Williams (2004-08).....	2,322
Matt Jones (2005-08).....	2,153

RECEIVING TOUCHDOWNS

Jimmy Smith (1995-2005).....	67
MARCEDES LEWIS (2006-17).....	31
Keenan McCardell (1996-2001).....	30
ALLEN ROBINSON (2014-17).....	22
ALLEN HURNS (2014-17).....	21
Reggie Williams (2004-08).....	18
Ernest Wilford (2004-10).....	15
Matt Jones (2005-08).....	15
Mike Sims-Walker (2008-11).....	14
Kyle Brady (1999-2006).....	13

CONSECUTIVE GAMES WITH RECEPTION

Jimmy Smith (Oct. 29, 1995-Dec. 17, 2000).....	86
Jimmy Smith (Sept. 9, 2001-Jan. 1, 2006).....	76
Maurice Jones-Drew (Dec. 10, 2006-Dec. 19, 2010).....	65
Keenan McCardell (Dec. 28, 1998-Jan. 6, 2002).....	49
Keenan McCardell (Sept. 1, 1996-Dec. 13, 1998).....	45
ALLEN ROBINSON (Sept. 7, 2014-Sept. 10, 2017).....	43
ALLEN HURNS (Sept. 7, 2014-Oct. 27, 2016).....	38
MARCEDES LEWIS (Sept. 12, 2010-Sept. 9, 2012).....	32
Ernest Wilford (Dec. 26, 2004-Dec. 3, 2006).....	30

CONSECUTIVE GAMES WITH REC. TD

ALLEN HURNS (Sept. 27-Nov. 15, 2015).....	7
ALLEN ROBINSON (Nov. 29-Dec. 27, 2015).....	5
Julius Thomas (Nov. 19-Dec. 13, 2015).....	4
MARCEDES LEWIS (Dec. 1-22, 2013).....	4
Cecil Shorts III (Nov. 8-Dec. 2, 2012).....	4
Reggie Williams (Dec. 9-30, 2007).....	4
<i>Several players tied</i>	3

YARDS PER RECEPTION (MIN. 100 RECEPTIONS)

Jimmy Smith (1995-2005).....	14.25
ALLEN HURNS (2014-17).....	14.20
ALLEN ROBINSON (2014-17).....	14.10
Ernest Wilford (2004-10).....	13.86
Mike Sims-Walker (2008-11).....	13.49
Cecil Shorts III (2011-14).....	13.31
Matt Jones (2005-08).....	12.97
Keenan McCardell (1996-2001).....	12.81
Willie Jackson (1995-97).....	12.44

*An active streak



CAREER RECORDS

RECEIVING



200-YARD RECEIVING GAMES

Jimmy Smith (1995-2005).....2

100-YARD RECEIVING GAMES

Jimmy Smith (1995-2005).....46
 Keenan McCardell (1996-2001).....19
ALLEN ROBINSON (2014-17).....8
ALLEN HURNS (2014-17).....7
 Cecil Shorts III (2011-14).....7
 Matt Jones (2005-08).....6
 Mike Sims-Walker (2008-10).....6
 Justin Blackmon (2012-13).....3
Several players tied.....2

LONGEST RECEPTIONS

ALLEN ROBINSON (Dec. 27, 2015 at N.O.).....90t
 Troy Edwards (Sept. 28, 2003 at Hou.).....84t
 Justin Blackmon (Nov. 18, 2012 at Hou.).....81t
ALLEN HURNS (Dec. 13, 2015 vs. IND.).....80t
 Cecil Shorts III (Sept. 23, 2012 at Ind.).....80t
 Reggie Williams (Nov. 4, 2007 at N.O.).....80t
 Patrick Johnson (Sept. 15, 2002 at K.C.).....79t

CONSECUTIVE 100-YARD GAMES

Jimmy Smith (Oct. 24-Nov. 14, 2004).....3
 Jimmy Smith (Dec. 19, 1999-Jan. 2, 2000).....3
 Jimmy Smith (Nov. 21-Dec. 2, 1999).....3
 Jimmy Smith (Sept. 12-26, 1999).....3
 Jimmy Smith (Nov. 29-Dec. 13, 1998).....3
 Jimmy Smith (Nov. 9-23, 1997).....3
 Jimmy Smith (Aug. 31-Sept. 22, 1997).....3
Several players tied.....2

LONGEST RECEIVING TDs

ALLEN ROBINSON (Dec. 27, 2015 at N.O.).....90
 Troy Edwards (Sept. 28, 2003 at Hou.).....84
 Justin Blackmon (Nov. 18, 2012 at Hou.).....81
ALLEN HURNS (Dec. 13, 2015 vs. IND.).....80
 Cecil Shorts III (Sept. 23, 2012 at Ind.).....80
 Reggie Williams (Nov. 4, 2007 at N.O.).....80
 Patrick Johnson (Sept. 15, 2002 at K.C.).....79
 Fred Taylor (Nov. 1, 1998 at Bal.).....78
 Jason Hill (Oct. 9, 2011 vs. Cin.).....74

YARDAGE

SCRIMMAGE YARDS

Fred Taylor (1998-2008).....13,632
 Jimmy Smith (1995-2005).....12,286
 Maurice Jones-Drew (2006-13).....10,944
 Keenan McCardell (1996-2001).....6,393
MARCEDES LEWIS (2006-17).....4,260
 James Stewart (1995-99).....3,804
ALLEN ROBINSON (2014-17).....2,848
 Kyle Brady (1999-2006).....2,500
 Reggie Williams (2004-08).....2,366
 Cecil Shorts III (2011-14).....2,339

ALL-PURPOSE YARDS

Fred Taylor (1998-2008).....13,640
 Maurice Jones-Drew (2006-13).....13,110
 Jimmy Smith (1995-2005).....12,875
 Keenan McCardell (1996-2001).....6,499
MARCEDES LEWIS (2006-17).....4,260
 James Stewart (1995-99).....3,793
 Reggie Barlow (1996-2000).....3,687
 Mike Thomas (2009-12).....3,276
ALLEN ROBINSON (2014-17).....2,848
 Kyle Brady (1999-2006).....2,567

PUNTING

PUNTS

Bryan Barker (1995-2000).....456
 Chris Hanson (2001-06).....424
 Bryan Anger (2012-15).....360
 Adam Podlesh (2007-10).....229
BRAD NORTMAN (2016-17).....102
 Nick Harris (2011).....72
 Mark Royals (2003).....45
 Matt Turk (2011).....27
 Steve Weatherford (2008).....21

LONGEST PUNTS

Bryan Barker (Oct. 11, 1999 at N.Y. Jets).....83
BRAD NORTMAN (Oct. 2, 2016 vs. IND.).....78
 Adam Podlesh (Oct. 28, 2007 at T.B.).....76
 Chris Hanson (Nov. 20, 2005 at Ten.).....74
 Bryan Anger (Oct. 4, 2012 vs. Det.).....73
 Bryan Anger (Dec. 14, 2014 at Bal.).....69
 Chris Hanson (Sept. 12, 2004 at Buf.).....69
BRAD NORTMAN (DEC. 18, 2016 at Hou.).....67
BRAD NORTMAN (Sept. 11, 2016 vs. G.B.).....67
 Bryan Anger (Nov. 30, 2014 vs. N.Y. Giants).....66
BRAD NORTMAN (Sept. 11, 2016 vs. G.B.).....65
 Bryan Anger (Sept. 23, 2012 at Ind.).....66
 Bryan Anger (Dec. 23, 2012 vs. N.E.).....65
 Bryan Anger (Nov. 25, 2012 vs. Ten.).....65
 Bryan Anger (Oct. 7, 2012 vs. Chi.).....65
 Matt Turk (Sept. 11, 2011 vs. Ten.).....65

PUNT YARDS

Bryan Barker (1995-2000).....19,849
 Chris Hanson (2001-06).....18,190
 Bryan Anger (2012-15).....16,855
 Adam Podlesh (2007-10).....9,751
BRAD NORTMAN (2016-17).....4,723
 Nick Harris (2011).....3,075
 Mark Royals (2003).....1,852
 Matt Turk (2011).....1,072
 Steve Weatherford (2008).....915

INSIDE THE 20 (MIN. 100 PUNTS)

Bryan Barker (1995-2000).....151
 Chris Hanson (2001-06).....136
 Bryan Anger (2011-15).....113
 Adam Podlesh (2007-10).....75



GROSS AVERAGE (MIN. 100 PUNTS)

Bryan Anger (2012-15).....46.8
BRAD NORTMAN (2016-17).....46.3
 Bryan Barker (1995-2000).....43.5
 Chris Hanson (2001-06).....42.9

NET AVERAGE (MIN. 100 PUNTS)

Bryan Anger (2012-15).....40.5
BRAD NORTMAN (2016-17).....39.9
 Adam Podlesh (2007-10).....37.8
 Bryan Barker (1995-2000).....37.2

CONSECUTIVE PUNTS WITHOUT BLOCK

Bryan Barker (1995-2000).....456
 Adam Podlesh (2007-10).....229
 Chris Hanson (2001-03).....168

FEWEST TOUCHBACKS (MIN. 100 PUNTS)

BRAD NORTMAN (2016-17).....9
 Adam Podlesh (2007-10).....19
 Bryan Anger (2012-15).....27
 Bryan Barker (1995-2000).....43

CAREER RECORDS

RETURNS

KICKOFF RETURNS

Maurice Jones-Drew (2006-13).....	79
Deji Karim (2010-11).....	77
Brian Witherspoon (2008-09).....	76
Reggie Barlow (1996-2000).....	70
Jordan Todman (2012-14).....	68
Willie Jackson (1995-97).....	58
David Allen (2003-04).....	52
Derrick Wimbush (2005-06).....	47
Elvis Joseph (2001-02).....	44
Shyrone Stith (2000).....	33

LONGEST KICKOFF RETURNS

MARQISE LEE (Dec. 18, 2016 at Hou.).....	100t
Maurice Jones-Drew (Nov. 4, 2007 at N.O.).....	100t
Alvis Whitted (Dec. 26, 1999 at Ten.).....	98t
Elvis Joseph (Nov. 18, 2001 at Pit.).....	85t
Maurice Jones-Drew (Dec. 10, 2006 vs. Ind.).....	93t
Reggie Barlow (Dec. 7, 1997 vs. N.E.).....	92t

PUNT RETURN YARDS

Reggie Barlow (1996-2000).....	1,581
Alvin Pearman (2005-08).....	693
Mike Thomas (2009-12).....	620
David Allen (2003-04).....	468
RASHAD GREENE SR. (2015-17).....	432
Ace Sanders (2013-14).....	367
Chris Hudson (1995-98).....	348
Damon Gibson (2001-02).....	333
Bobby Shaw (2002).....	310
Jermaine Lewis (2003-04).....	272



KICKOFF RETURN YARDS

Maurice Jones-Drew (2006-12).....	2,054
Deji Karim (2010-11).....	1,900
Brian Witherspoon (2008-09).....	1,818
Jordan Todman (2012-14).....	1,762
Reggie Barlow (1996-2000).....	1,634
Willie Jackson (1995-97).....	1,206
Derrick Wimbush (2005-06).....	1,136
David Allen (2003-04).....	1,041
Elvis Joseph (2001-02).....	990
Shyrone Stith (2000).....	785

KICK RETURN AVERAGE (MIN. 50 RETURNS)

Maurice Jones-Drew (2006-13).....	26.00
Jordan Todman (2012-14).....	25.91
Deji Karim (2010-11).....	24.68
Brian Witherspoon (2008-09).....	23.92
Reggie Barlow (1996-2000).....	23.34
Willie Jackson (1995-97).....	20.79
David Allen (2003-04).....	20.02

PUNT RETURN AVERAGE (MIN. 25 RETURNS)

Bobby Shaw (2002).....	12.40
David Allen (2003-04).....	11.14
RASHAD GREENE SR. (2015-17).....	11.08
Chris Hudson (1995-98).....	10.88
Reggie Barlow (1996-2000).....	10.83
Jermaine Lewis (2003-04).....	9.71
Alvin Pearman (2005-08).....	8.56
Damon Gibson (2001-02).....	8.54
Mike Thomas (2009-12).....	8.27
Dennis Northcutt (2007-08).....	8.19

PUNT RETURN TOUCHDOWNS

Reggie Barlow (1996-2000).....	2
RASHAD GREENE (2015-17).....	1
Mike Thomas (2009-12).....	1
Bobby Shaw (2002).....	1

KICKOFF RETURN TOUCHDOWNS

Maurice Jones-Drew (2006-11).....	2
MARQISE LEE (2014-2017).....	1
Derrick Wimbush (2005-06).....	1
Jimmy Smith (1995-2005).....	1
Elvis Joseph (2001-02).....	1
Alvis Whitted (1998-2001).....	1
Reggie Barlow (1996-2000).....	1



PUNT RETURNS

Reggie Barlow (1996-2000).....	146
Alvin Pearman (2005-08).....	81
Mike Thomas (2009-12).....	75
Ace Sanders (2013-14).....	57
David Allen (2003-04).....	42
RASHAD GREENE SR. (2015-17).....	40
Damon Gibson (2001-02).....	39
Chris Hudson (1995-98).....	32
Dennis Northcutt (2007-08).....	31
Jermaine Lewis (2003-04).....	28
Bobby Shaw (2002).....	25

LONGEST PUNT RETURNS

Reggie Barlow (Sept. 13, 1998 vs. K.C.).....	85t
Mike Thomas (Dec. 18, 2010 at Ind.).....	78t
Reggie Barlow (Nov. 21, 1999 vs. N.O.).....	74t
RASHAD GREENE SR. (Dec. 13, 2015 vs. Ind.).....	73t
Bobby Shaw (Oct. 6, 2002 vs. Phi.).....	69t
Rashad Greene (Nov. 19, 2015 vs. Ten.).....	63
Chris Hudson (Oct. 6, 1996 at N.O.).....	60

DEFENSE

INTERCEPTIONS

Rashean Mathis (2003-12).....	30
Aaron Beasley (1996-2001).....	15
Donovin Darius (1998-2006).....	14
Derek Cox (2009-12).....	12
PAUL POSLUSZNY (2011-17).....	11
Mike Peterson (2003-08).....	8
Chris Hudson (1995-98).....	8
Reggie Nelson (2007-09).....	7
Deon Grant (2004-06).....	7
Marlon McCree (2001-03).....	7
Jason Craft (1999-2003).....	7

LONGEST INTERCEPTION RETURNS

Aaron Beasley (Sept. 12, 1999 vs. S.F.).....	93t
Rashean Mathis (Oct. 5, 2008 vs. Pit.).....	72t
TASHAUN GIPSON (Sept. 10, 2017 at Hou.).....	67
Rashean Mathis (Sept. 21, 2008 at Ind.).....	61t
PAUL POSLUSZNY (Oct. 13, 2013 at Den.).....	59T
Dwayne Gratz (Dec. 28, 2014 at Hou.).....	55t
Rashean Mathis (Nov. 5, 2006 vs. Ten.).....	55
Scott Starks (Nov. 5, 2006 vs. Ten.).....	55t

CONSECUTIVE GAMES WITH INT

Brian Williams (Oct. 14-Nov. 11, 2007).....	3
JALEN RAMSEY (Dec. 18-24, 2016).....	2
Geno Hayes (Dec. 5-15, 2013).....	2
Derek Cox (Oct. 7-21, 2012).....	2
Morgan Trent (Dec. 24, 2011-Jan. 1, 2012).....	2
Rashean Mathis (Dec. 31, 2006-Sept. 9, 2007).....	2
Gerald Sensabaugh (Dec. 3-10, 2006).....	2
Rashean Mathis (Sept. 10-18, 2006).....	2
Rashean Mathis (Oct. 16-30, 2005).....	2
Donovin Darius (Nov. 21-28, 2004).....	2
Mike Peterson (Nov. 23-30, 2003).....	2
Marlon McCree (Dec. 1-8, 2002).....	2
Marlon McCree (Nov. 10-17, 2002).....	2
Donovin Darius (Oct. 31-Nov. 7, 1999).....	2
Chris Hudson (Sept. 20-27, 1998).....	2
Chris Hudson (Nov. 2-9, 1997).....	2
James Williams (Nov. 26-Dec. 3, 1995).....	2

INTS RETURNED FOR TOUCHDOWN

Rashean Mathis (2003-12).....	3
TELVIN SMITH (2014-17).....	2
Aaron Beasley (1996-2001).....	2
Several players tied.....	1



CAREER RECORDS

DEFENSE

SACKS

Tony Brackens (1996-2003)	55.0
Joel Smeenge (1995-2000)	34.0
John Henderson (2002-09)	29.0
Paul Spicer (2001-08)	28.5
Kevin Hardy (1996-2001)	28.5
Gary Walker (1999-2001)	22.5
Marcus Stroud (2001-07)	22.0

CONSECUTIVE GAMES WITH SACK

Tony Brackens (Nov. 11-Dec. 30, 2001)	8
YANNICK NGAKOUE (Sept. 18-Oct. 16, 2016)	4
Gary Walker (Oct. 18-Nov. 11, 2001)	4
Tony Brackens (Nov. 28-Dec. 19, 1999)	4
Kevin Hardy (Oct. 11-Nov. 7, 1999)	4
Tony Brackens (Sept. 22-Oct. 12, 1997)	4

TACKLES

Daryl Smith (2004-12)	1,089
PAUL POSLUSZNY (2011-17)	931
Donovin Darius (1998-2006)	858
Mike Peterson (2003-08)	837
Kevin Hardy (1996-2001)	789
John Henderson (2002-09)	563
Rashean Mathis (2003-12)	554
Akin Ayodele (2002-05)	489

TAKEAWAYS

Rashean Mathis (2003-12)	35
Donovin Darius (1998-2006)	20
Tony Brackens (1996-2003)	18
Aaron Beasley (1996-2001)	18



FUMBLES

FUMBLES

Mark Brunell (1995-2003)	51
David Garrard (2002-10)	44
BLAKE BORTLES (2014-17)	30
Fred Taylor (1998-2008)	25
Byron Leftwich (2003-06)	25
Maurice Jones-Drew (2006-13)	22
Blaine Gabbert (2011-13)	21

FUMBLES LOST

David Garrard (2002-10)	21
Mark Brunell (1995-2003)	18
Fred Taylor (1998-2008)	12
BLAKE BORTLES (2014-17)	13
Maurice Jones-Drew (2006-13)	10
Byron Leftwich (2003-06)	10

LONGEST FUMBLE RECOVERY RETURNS

Aaron Beasley (Nov. 8, 1998 vs. Cin.)	90t
Donovin Darius (Nov. 1, 1998 at Bal.)	83t
Daryl Smith (Oct. 14, 2007 vs. Hou.)	77t
Ainsley Battles (Dec. 3, 2001 vs. G.B.)	60t
DANTE FOWLER JR. (Sept. 10, 2017 at Hou.)	53t

FORCED FUMBLES

Tony Brackens (1996-2003)	28
Daryl Smith (2004-12)	9
Joel Smeenge (1995-2000)	9
Aaron Beasley (1996-2001)	8
Kevin Hardy (1996-2001)	8
Marcus Stroud (2001-07)	7
Donovin Darius (1998-2006)	7
Akin Ayodele (2002-05)	7

OPPONENT FUMBLE RECOVERIES

Tony Brackens (1996-2003)	13
Donovin Darius (1998-2006)	6
Fernando Bryant (1999-2003)	6
Kevin Hardy (1996-2001)	6
Bryan Schwartz (1995-99)	6
Travis Davis (1995-98)	6



BLOCKS

BLOCKED FIELD GOALS

Marcus Stroud (2001-07)	2
Clyde Simmons (1996-97)	2
Tyson Alualu (2010-16)	1
Chris Clemons (2014-15)	1
Rashean Mathis (2003-10)	1
John Henderson (2002-09)	1

BLOCKED PUNTS

Donovin Darius (1998-2006)	2
Dave Thomas (1995-99)	2

BLOCKED FIELD GOAL RETURNS

Chris Hudson (Sept. 22, 1997 vs. Pit.)	1
Mickey Washington (Dec. 1, 1996 vs. Cin.)	1

BLOCKED EXTRA POINTS

Sen'Derrick Marks (Nov. 20, 2016 at Det.)	1
Tony Brackens (Oct. 5, 1997 vs. Cin.)	1
Clyde Simmons (Sept. 22, 1996 at N.E.)	1

BLOCKED PUNT RETURNS

Mike Harris (Dec. 30, 2012 at Ten.)	1
Zach Potter (Dec. 15, 2011 at Atl.)	1
Alvis Whitted (Nov. 1, 1998 at Bal.)	1
Jimmy Smith (Dec. 3, 1995 at Den.)	1

SINGLE-SEASON RECORDS

SCORING

POINTS

Mike Hollis (1997)	134
Mike Hollis (1999)	130
Josh Scobee (2006).....	119
Mike Hollis (1996).....	117
JASON MYERS (2016)	110
Jason Myers (2015).....	110
Mike Hollis (1998).....	108
Josh Scobee (2010).....	107
Josh Scobee (2005).....	107

TOUCHDOWNS

Fred Taylor (1998).....	17
Maurice Jones-Drew (2009)	16
Maurice Jones-Drew (2006)	16
ALLEN ROBINSON (2015)	16
Maurice Jones-Drew (2008)	14
Fred Taylor (2000).....	14
James Stewart (1999).....	13
Maurice Jones-Drew (2011)	11
Several players tied.....	10

FIELD GOALS

Mike Hollis (1999)	31
Mike Hollis (1997)	31
Mike Hollis (1996)	30
JASON MYERS (2016)	27
JASON MYERS (2015)	26
Josh Scobee (2006).....	26
Josh Scobee (2012).....	25
Josh Scobee (2000).....	24
Mike Hollis (2000)	24

FIELD GOAL % (MIN. 25 ATTEMPTS)

Mike Hollis (2000)	92.3
Josh Scobee (2013).....	92.0
Josh Scobee (2011).....	92.0
Josh Scobee (2012).....	89.3
JASON MYERS (2015)	86.7
Mike Hollis (1997)	86.1
Mike Hollis (1996).....	83.3
Mike Hollis (1999)	81.6
Josh Scobee (2006).....	81.3
Mike Hollis (1998)	80.8

EXTRA POINTS

Mike Hollis (1998)	45
Josh Scobee (2010).....	41
Josh Scobee (2006).....	41
Mike Hollis (1997)	41
Josh Scobee (2005).....	38
Mike Hollis (1999)	37
Josh Scobee (2008).....	33
Mike Hollis (2000)	33
JASON MYERS (2015)	32
Several players tied.....	30



PASSING

PASSING YARDS

BLAKE BORTLES (2015)	4,428
Mark Brunell (1996) *Led NFL*	4,367
BLAKE BORTLES (2016)	3,925
Mark Brunell (2000)	3,640
David Garrard (2008).....	3,620
David Garrard (2009).....	3,597
Mark Brunell (2001).....	3,309
Mark Brunell (1997)	3,281
Chad Henne (2013).....	3,241
Mark Brunell (1999).....	3,060

PASS ATTEMPTS

BLAKE BORTLES (2016)	625
BLAKE BORTLES (2015)	606
Mark Brunell (1996)	557
David Garrard (2008)	535
David Garrard (2009).....	516
Mark Brunell (2000).....	512
Chad Henne (2013).....	503
BLAKE BORTLES (2014)	475
Mark Brunell (2001).....	473
Mark Brunell (1999).....	441

PASS COMPLETIONS

BLAKE BORTLES (2016)	368
BLAKE BORTLES (2015)	355
Mark Brunell (1996)	353
David Garrard (2008).....	335
David Garrard (2009).....	314
Mark Brunell (2000).....	311
Chad Henne (2013).....	305
Mark Brunell (2001).....	289
BLAKE BORTLES (2014)	280
Byron Leftwich (2004).....	267

TOUCHDOWN PASSES

BLAKE BORTLES (2015)	35
BLAKE BORTLES (2016)	23
David Garrard (2010).....	23
Mark Brunell (2000)	20
Mark Brunell (1998).....	20
Mark Brunell (2001).....	19
Mark Brunell (1996).....	19
David Garrard (2007).....	18
Mark Brunell (1997).....	18
Mark Brunell (2002).....	17

INTERCEPTIONS

Mark Brunell (1996)	20
BLAKE BORTLES (2015)	18
BLAKE BORTLES (2014)	17
BLAKE BORTLES (2016)	16
Byron Leftwich (2003).....	16
David Garrard (2010).....	15
Chad Henne (2013).....	14
Mark Brunell (2000).....	14
David Garrard (2008).....	13
Mark Brunell (2001).....	13

INTERCEPTION % (MIN. 300 ATTEMPTS)

David Garrard (2007).....	0.92
Mark Brunell (1997)	1.61
Byron Leftwich (2005).....	1.66
Mark Brunell (2002).....	1.68
David Garrard (2009).....	1.94
Mark Brunell (1995).....	2.02
Mark Brunell (1999).....	2.04
Byron Leftwich (2004).....	2.27
David Garrard (2008).....	2.43
Mark Brunell (1998)	2.54

COMPLETION % (MIN. 300 ATTEMPTS)

David Garrard (2010).....	64.48
David Garrard (2007).....	64.00
Mark Brunell (1996).....	63.38
David Garrard (2008).....	62.62
Mark Brunell (2001).....	61.10
David Garrard (2009).....	60.85
Mark Brunell (2000).....	60.74
Mark Brunell (1997).....	60.69
Chad Henne (2013).....	60.64
Byron Leftwich (2004).....	60.54

PASSER RATING (MIN. 300 ATTEMPTS)

David Garrard (2007).....	102.2
Mark Brunell (1997).....	91.2
David Garrard (2010).....	90.8
Mark Brunell (1998).....	89.9
Byron Leftwich (2005).....	89.3
BLAKE BORTLES (2015)	88.2
Mark Brunell (2002).....	85.7
Mark Brunell (2001).....	84.1
Mark Brunell (1996).....	84.0

AVG. GAIN PER ATTEMPT (MIN. 300 ATTEMPTS)

Mark Brunell (1996) *Led NFL*	7.84
David Garrard (2007).....	7.72
Mark Brunell (1997).....	7.54
David Garrard (2010).....	7.47
Mark Brunell (1998).....	7.35
BLAKE BORTLES (2015)	7.31
Mark Brunell (2000).....	7.11
Byron Leftwich (2005).....	7.03
Mark Brunell (2001).....	7.00
David Garrard (2009).....	6.97

400-YARD PASSING GAMES

Mark Brunell (1996).....	2
--------------------------	---

300-YARD PASSING GAMES

Blake Bortles (2015).....	6
Mark Brunell (1996).....	6
BLAKE BORTLES (2016)	5
Several players tied.....	3

SINGLE-SEASON RECORDS

RUSHING

RUSHING YARDS

Maurice Jones-Drew (2011) *Led NFL*	1,606
Fred Taylor (2003)	1,572
Fred Taylor (2000)	1,399
Maurice Jones-Drew (2009)	1,391
Maurice Jones-Drew (2010)	1,324
Fred Taylor (2002)	1,314
Fred Taylor (2004)	1,224
Fred Taylor (1998)	1,223
Fred Taylor (2007)	1,202
Fred Taylor (2006)	1,146

RUSHING ATTEMPTS

Fred Taylor (2003)	345
Maurice Jones-Drew (2011)	343
Maurice Jones-Drew (2009)	312
Maurice Jones-Drew (2010)	299
Fred Taylor (2000)	292
Fred Taylor (2002)	287
Fred Taylor (1998)	264
Fred Taylor (2004)	260
James Stewart (1999)	249
Natrone Means (1997)	244

RUSHING TOUCHDOWNS

Maurice Jones-Drew (2009)	15
Fred Taylor (1998)	14
Maurice Jones-Drew (2006)	13
James Stewart (1999)	13
Maurice Jones-Drew (2008)	12
Fred Taylor (2000)	12
Maurice Jones-Drew (2007)	9
Stacey Mack (2002)	9
Stacey Mack (2001)	9
Natrone Means (1997)	9

RUSHING AVERAGE (MIN. 150 ATTEMPTS)

Maurice Jones-Drew (2006)	5.67
Fred Taylor (2007)	5.39
Fred Taylor (2006)	4.96
Fred Taylor (2000)	4.79
Fred Taylor (2004)	4.71
Maurice Jones-Drew (2011)	4.68
Fred Taylor (1998)	4.63
Maurice Jones-Drew (2007)	4.60
Fred Taylor (1999)	4.60
Fred Taylor (2002)	4.58

200-YARD RUSHING GAMES

Fred Taylor (2000)	1
--------------------	---



100-YARD RUSHING GAMES

Fred Taylor (2000)	9
Maurice Jones-Drew (2010)	7
Fred Taylor (2003)	7
Maurice Jones-Drew (2011)	6
Fred Taylor (1998)	6
Maurice Jones-Drew (2009)	5
Fred Taylor (2007)	5
Fred Taylor (2004)	5
Fred Taylor (2002)	5
Fred Taylor (2006)	4

RECEIVING

RECEPTIONS

Jimmy Smith (1999) *Led NFL*	116
Jimmy Smith (2001)	112
Keenan McCardell (2000)	94
Keenan McCardell (2001)	93
Jimmy Smith (2000)	91
Keenan McCardell (1997)	85
Keenan McCardell (1996)	85
Jimmy Smith (1996)	83
Jimmy Smith (1997)	82
Several players tied	80

RECEIVING TOUCHDOWNS

ALLEN ROBINSON (2015) *Led NFL*	14
Allen Hurns (2015)	10
MARCEDES LEWIS (2010)	10
Reggie Williams (2007)	10
Jimmy Smith (2001)	8
Jimmy Smith (2000)	8
Jimmy Smith (1998)	8

200-YARD RECEIVING GAMES

Justin Blackmon (2012)	1
Jimmy Smith (2000)	1
Jimmy Smith (1999)	1
Keenan McCardell (1996)	1

RECEIVING YARDS

Jimmy Smith (1999)	1,636
ALLEN ROBINSON (2015)	1,400
Jimmy Smith (2001)	1,373
Jimmy Smith (2000)	1,324
Jimmy Smith (1996)	1,244
Jimmy Smith (2000)	1,213
Keenan McCardell (2000)	1,207
Jimmy Smith (1998)	1,182
Jimmy Smith (2004)	1,172
Keenan McCardell (1997)	1,164
Keenan McCardell (1996)	1,129
Keenan McCardell (2001)	1,110
ALLEN HURNS (2015)	1,031
Jimmy Smith (2002)	1,027
Jimmy Smith (2005)	1,023

100-YARD RECEIVING GAMES

Jimmy Smith (1999)	9
ALLEN ROBINSON (2015)	6
Jimmy Smith (2001)	6
Jimmy Smith (1997)	6
Keenan McCardell (2000)	5
Jimmy Smith (2000)	5
Jimmy Smith (1998)	5

YARDS PER RECEPTION (MIN. 50 RECEPTIONS)

Cecil Shorts III (2012)	17.80
ALLEN ROBINSON (2015)	17.50
Jimmy Smith (1997)	16.15
ALLEN HURNS (2015)	16.11
Jimmy Smith (2004)	15.84
Jimmy Smith (1998)	15.15
Jimmy Smith (1996)	14.99



YARDAGE

SCRIMMAGE YARDS

Maurice Jones-Drew (2011)	1,980
Fred Taylor (2003)	1,942
Maurice Jones-Drew (2009)	1,765
Fred Taylor (2002)	1,722
Fred Taylor (1998)	1,644
Maurice Jones-Drew (2010)	1,641
Fred Taylor (2000)	1,639
Jimmy Smith (1999)	1,636
Fred Taylor (2004)	1,569
ALLEN ROBINSON (2015)	1,400

ALL-PURPOSE YARDS

Maurice Jones-Drew (2006)	2,250
Maurice Jones-Drew (2007)	2,014
Maurice Jones-Drew (2011)	1,964
Fred Taylor (2003)	1,942
Maurice Jones-Drew (2009)	1,881
Maurice Jones-Drew (2008)	1,739
Fred Taylor (2002)	1,722
Fred Taylor (1998)	1,653
Maurice Jones-Drew (2010)	1,641
Fred Taylor (2000)	1,638



SINGLE-SEASON RECORDS

PUNTING

PUNTS

Bryan Anger (2013)	95
Bryan Anger (2014)	94
Bryan Anger (2012)	91
Bryan Barker (1998)	85
Chris Hanson (2004)	84
Chris Hanson (2005)	82
Chris Hanson (2001)	82
Bryan Barker (1995)	82
Chris Hanson (2002)	81
Bryan Anger (2015)	80

GROSS AVERAGE (MIN. 50 PUNTS)

Bryan Anger (2012) *NFL rookie record*	47.8
Bryan Anger (2014)	47.5
BRAD NORTMAN (2016)	46.6
Bryan Anger (2015)	46.3
Bryan Anger (2013)	45.7
Bryan Barker (1998)	45.0
Bryan Barker (1997)	44.9

NET AVERAGE (MIN. 50 PUNTS)

Bryan Anger (2012) *NFL rookie record*	40.8
Bryan Anger (2013)	40.5
Bryan Anger (2014)	39.6
BRAD NORTMAN (2016)	39.5
Bryan Anger (2015)	39.5
Adam Podlesh (2010)	39.2
Bryan Barker (1997)	38.8

INSIDE THE 20 (MIN. 50 PUNTS)

Chris Hanson (2005)	33
Bryan Barker (1999)	32
Bryan Anger (2013)	31
Bryan Anger (2012)	31
Bryan Barker (2000)	29
Chris Hanson (2004)	28
Bryan Barker (1998)	28

TOUCHBACKS (MIN. 50 PUNTS)

Adam Podlesh (2007)	2
Bryan Anger (2015)	4
Several players tied	5



KICKOFF RETURNS

Brian Witherspoon (2008)	52
Deji Karim (2010)	50
David Allen (2003)	41
Derrick Wimbush (2005)	39
Jordan Todman (2014)	38
Shyrone Stith (2000)	33
Willie Jackson (1997)	32
Maurice Jones-Drew (2007)	31
Maurice Jones-Drew (2006)	31
Reggie Barlow (1998)	30

KICKOFF RETURN TOUCHDOWNS

MARQISE LEE (2016)	1
Maurice Jones-Drew (2007)	1
Several players tied	1

PUNT RETURNS

Alvin Pearman (2005)	49
Reggie Barlow (1998)	43
Damon Gibson (2001)	38
Reggie Barlow (1999)	38
Reggie Barlow (1997)	36
Mike Thomas (2010)	34
Ace Sanders (2014)	32
Chris Hudson (2006)	32
Chris Hudson (1996)	32
Reggie Barlow (2000)	29

PUNT RETURN AVERAGE (MIN. 15 RETURNS)

RASHAD GREENE SR. (2015)	16.72
Reggie Barlow (1998)	12.91
Bobby Shaw (2002)	12.40
David Allen (2003)	12.00
Reggie Barlow (1997)	11.44
Brian Witherspoon (2008)	11.29
Reggie Barlow (1999)	10.89
Chris Hudson (1996)	10.88
Mike Thomas (2010)	10.53
Desmond Howard (1995)	10.25

RETURNS

KICKOFF RETURN YARDS

Brian Witherspoon (2008)	1,250
Deji Karim (2010)	1,248
Jordan Todman (2014)	972
Derrick Wimbush (2005)	955
Maurice Jones-Drew (2006)	860
David Allen (2003)	831
Maurice Jones-Drew (2007)	811
Shyrone Stith (2000)	785
Reggie Barlow (1998)	747
Jordan Todman (2013)	712

KICKOFF RETURN AVERAGE (MIN. 25 RETURNS)

Maurice Jones-Drew (2006)	27.74
Jordan Todman (2013)	27.38
Maurice Jones-Drew (2007)	26.16
Jordan Todman (2014)	25.58
Deji Karim (2010)	24.96
Reggie Barlow (1998)	24.90
Mike Thomas (2009)	24.77
Derrick Wimbush (2005)	24.49

PUNT RETURN YARDS

Reggie Barlow (1998)	555
Reggie Barlow (1999)	414
Reggie Barlow (1997)	412
Alvin Pearman (2005)	410
Mike Thomas (2010)	358
Chris Hudson (1996)	348
Damon Gibson (2001)	333
David Allen (2003)	324
Bobby Shaw (2002)	310
Rashad Greene (2015)	301

PUNT RETURN TOUCHDOWNS

RASHAD GREENE SR. (2015)	1
Mike Thomas (2010)	1
Bobby Shaw (2002)	1
Reggie Barlow (1999)	1
Reggie Barlow (1998)	1

DEFENSE

INTERCEPTIONS

Rashean Mathis (2006)	8
Marlon McCree (2002)	6
Aaron Beasley (1999)	6
Reggie Nelson (2007)	5
Rashean Mathis (2005)	5
Donovin Darius (2004)	5
Rashean Mathis (2004)	5
Deon Figures (1997)	5
Several players tied	4

INTs RETURNED FOR TOUCHDOWN

Rashean Mathis (2008)	2
Aaron Beasley (1999)	2
Several players tied	1

SACKS

Tony Brackens (1999)	12.0
Tony Brackens (2001)	11.0
Kevin Hardy (1999)	10.5
Bobby McCray (2006)	10.0
Gary Walker (1999)	10.0

TACKLES

PAUL POSLUSZNY (2012)	231
Hardy Nickerson (2001)	230
Russell Allen (2012)	201
PAUL POSLUSZNY (2011)	192
Mike Peterson (2005)	190
Wali Rainer (2002)	188
Kevin Hardy (1998)	186
Mike Peterson (2004)	178

SINGLE-SEASON RECORDS

DEFENSE & FUMBLES

TAKEAWAYS

Donovin Darius (2004).....	9
Rashean Mathis (2006).....	8
Marlon McCree (2002).....	6
Aaron Beasley (1999).....	6

FORCED FUMBLES

Tony Brackens (1999).....	8
Tony Brackens (1997).....	6
Tony Brackens (2001).....	5
Tony Brackens (1996).....	5

FUMBLES

BLAKE BORTLES (2015).....	14
Blaine Gabbert (2011).....	14
David Garrard (2009).....	14
Mark Brunell (1996).....	13
David Garrard (2010).....	11
Byron Leftwich (2003).....	11

OPPONENT FUMBLE RECOVERIES

Donovin Darius (2004).....	4
Bryan Schwartz (1998).....	4

FUMBLES LOST

David Garrard (2009).....	8
Blake Bortles (2016).....	6
Byron Leftwich (2003).....	6
Blake Bortles (2015).....	5
Blaine Gabbert (2011).....	5
David Garrard (2010).....	4
Several players tied.....	3

SINGLE-GAME RECORDS

SCORING

POINTS

James Stewart (Oct. 12, 1997 vs. Phi.).....	30
Maurice Jones-Drew (Dec. 11, 2011 vs. T.B.).....	24
Fred Taylor (Nov. 19, 2000 at Pit.).....	24
Several players tied.....	18

FIELD GOALS

Josh Scobee (Oct. 10, 2010 at Buf.).....	5
Josh Scobee (Nov. 25, 2007 vs. Buf.).....	5
Mike Hollis (Sept. 10, 2000 at Bal.).....	5
Mike Hollis (Nov. 30, 1997 vs. Bal.).....	5
Mike Hollis (Dec. 1, 1996 vs. Cin.).....	5
Jason Myers (Dec. 24, 2016 vs. Ten.).....	4
Several players tied.....	4

TOUCHDOWNS

James Stewart (Oct. 12, 1997 vs. Phi.).....	5
Maurice Jones-Drew (Dec. 11, 2011 vs. T.B.).....	4
Fred Taylor (Nov. 19, 2000 at Pit.).....	4
Several players tied.....	3

EXTRA POINTS

Josh Scobee (Dec. 23, 2007 vs. Oak.).....	7
Mike Hollis (Dec. 3, 2000 vs. Cle.).....	6
Mike Hollis (Nov. 1, 1998 at Bal.).....	6
Several players tied.....	5



PASSING

PASSING YARDS

Mark Brunell (Sept. 22, 1996 at N.E.).....	432
Mark Brunell (Oct. 20, 1996 at STL).....	421
Mark Brunell (Sept. 10, 2000 at Bal.).....	386
BLAKE BORTLES (Nov. 8, 2015 at NYJ).....	381
Mark Brunell (Sept. 20, 1998 vs. Bal.).....	376
BLAKE BORTLES (Dec. 27, 2015 at N.O.).....	368
Byron Leftwich (Oct. 10, 2004 at S.D.).....	357
Mark Brunell (Dec. 1, 1996 vs. Cin.).....	356
Chad Henne (Nov. 18, 2012 at Hou.).....	354
Quinn Gray (Nov. 4, 2007 at N.O.).....	354
Mark Brunell (Nov. 10, 1996 vs. Bal.).....	354

PASSING TDs

BLAKE BORTLES (Dec. 6, 2015 at Ten.).....	5
BLAKE BORTLES (Sept. 24, 2017 vs. Bal.).....	4
BLAKE BORTLES (Oct. 11, 2015 at T.B.).....	4
CHAD HENNE (Nov. 18, 2012 at Hou.).....	4
David Garrard (Oct. 31, 2010 at Dal.).....	4
Quinn Gray (Dec. 30, 2007 at Hou.).....	4
Mark Brunell (Nov. 29, 1998 at Cin.).....	4
Several players tied.....	3

PASS ATTEMPTS

BLAKE BORTLES (Oct. 27, 2016 vs. Ten.).....	54
Byron Leftwich (Oct. 10, 2004 at S.D.).....	54
BLAKE BORTLES (Oct. 18, 2015 vs. Hou.).....	53
Mark Brunell (Oct. 20, 1996 at STL).....	52
CHAD HENNE (Dec. 29, 2013 at Ind.).....	51
CHAD HENNE (Dec. 23, 2012 vs. N.E.).....	51
BLAKE BORTLES (Oct. 4, 2015 at Ind.).....	50
Mark Brunell (Sept. 10, 2000 at Bal.).....	50
BLAKE BORTLES (Nov. 29, 2015 vs. S.D.).....	49
Blaine Gabbert (Oct. 28, 2012 at G.B.).....	49
Mark Brunell (Oct. 15, 1995 vs. Chi.).....	48

INTERCEPTIONS

Mark Brunell (Oct. 20, 1996 at STL).....	5
Luke McCown (Sept. 18, 2011 at NYJ).....	4
David Garrard (Sept. 19, 2010 at S.D.).....	4
David Garrard (Nov. 12, 2006 vs. Hou.).....	4
Several players tied.....	3

AVG. GAIN PER ATTEMPT (MIN. 20 ATTEMPTS)

David Garrard (Oct. 21, 2010 at Dal.).....	12.38
Rob Johnson (Aug. 31, 1997 at Bal.).....	12.25
Byron Leftwich (Oct. 5, 2003 vs. S.D.).....	12.00
Mark Brunell (Nov. 1, 1998 at Bal.).....	11.85
Mark Brunell (Nov. 21, 1999 vs. N.O.).....	11.70
Mark Brunell (Sept. 22, 1996 at N.E.).....	11.08

PASS COMPLETIONS

Mark Brunell (Oct. 20, 1996 at STL).....	37
Byron Leftwich (Oct. 10, 2004 at S.D.).....	36
BLAKE BORTLES (Oct. 27, 2016 at Ten.).....	33
BLAKE BORTLES (Oct. 12, 2014 at Ten.).....	32
BLAKE BORTLES (Nov. 13, 2016 vs. Hou.).....	32
BLAKE BORTLES (Nov. 29, 2015 vs. S.D.).....	30
BLAKE BORTLES (Oct. 18 vs. Hou.).....	30
CHAD HENNE (Dec. 29, 2013 at Ind.).....	30
David Garrard (Oct. 18, 2009 vs. STL).....	30
Mark Brunell (Oct. 15, 1995 vs. Chi.).....	30

COMPLETION % (MIN. 20 ATTEMPTS)

Mark Brunell (Sept. 7, 2003 at Car.).....	85.2
Mark Brunell (Oct. 29, 2000 at Dal.).....	83.3
Rob Johnson (Aug. 31, 1997 at Bal.).....	83.3
David Garrard (Dec. 2, 2007 at Ind.).....	82.8
David Garrard (Oct. 31, 2010 at Dal.).....	81.0
David Garrard (Oct. 10, 2010 at Buf.).....	80.0
Mark Brunell (Oct. 6, 1996 at N.O.).....	80.0

SINGLE-GAME RECORDS

RUSHING

RUSHING YARDS

Fred Taylor (Nov. 19, 2000 at Pit.).....	234
Fred Taylor (Dec. 21, 2003 vs. N.O.).....	194
Maurice Jones-Drew (Dec. 5, 2010 at Ten.).....	186
Fred Taylor (Dec. 6, 1998 vs. Det.).....	183
LEONARD FOURNETTE (Oct. 8, 2017 at Pit.)	181
Fred Taylor (Dec. 3, 2000 vs. Cle.).....	181
Maurice Jones-Drew (Sept. 23, 2012 at Ind.).....	177
Maurice Jones-Drew (Nov. 1, 2009 at Ten.).....	177
Maurice Jones-Drew (Jan. 1, 2012 vs. Ind.).....	169
Maurice Jones-Drew (Dec. 10, 2006 vs. Ind.).....	166

RUSHING TOUCHDOWNS

James Stewart (Oct. 12, 1997 vs. Phi.).....	5
Maurice Jones-Drew (Oct. 18, 2009 vs. STL).....	3
Maurice Jones-Drew (Sept. 27, 2009 at Hou.).....	3
Fred Taylor (Dec. 3, 2000 vs. Cle.).....	3
Fred Taylor (Nov. 19, 2000 at Pit.).....	3
Fred Taylor (Nov. 15, 1998 vs. T.B.).....	3
<i>Several players tied</i>	2

RUSHING ATTEMPTS

Fred Taylor (Dec. 21, 2003 vs. N.O.).....	34
Maurice Jones-Drew (Oct. 18, 2009 vs. STL).....	33
Fred Taylor (Nov. 23, 2003 at NYJ).....	32
Fred Taylor (Dec. 17, 2000 at Cin.).....	32
Fred Taylor (Dec. 6, 1998 vs. Det.).....	32
Maurice Jones-Drew (Dec. 5, 2010 at Ten.).....	31
Fred Taylor (Oct. 29, 2000 at Dal.).....	31
<i>Several players tied</i>	30

RUSHING AVERAGE (MIN. 10 ATTEMPTS)

Maurice Jones-Drew (Dec. 10, 2006 vs. Ind.).....	11.07
Maurice Jones-Drew (Oct. 14, 2007 vs. Hou.).....	10.42
Fred Taylor (Oct. 31, 1999 at Cin.).....	8.53
Maurice Jones-Drew (Sept. 24, 2006 at Ind.).....	7.92
Stacey Mack (Dec. 30, 2001 vs. K.C.).....	7.81
Fred Taylor (Nov. 19, 2000 at Pit.).....	7.80
Fred Taylor (Oct. 30, 2005 at STL).....	7.50
Fred Taylor (Dec. 19, 2004 at G.B.).....	7.50



RECEIVING & YARDAGE

RECEPTIONS

Keenan McCardell (Oct. 20, 1996 at STL).....	16
Jimmy Smith (Sept. 10, 2000 at Bal.).....	15
Justin Blackmon (Oct. 13, 2013 at Den.).....	14
Jimmy Smith (Jan. 2, 2000 vs. Cin.).....	14
ALLEN HURNS (Oct. 4, 2015 at Ind.).....	11
Keenan McCardell (Dec. 23, 2000 at NYG).....	11
Keenan McCardell (Oct. 1, 2000 vs. Pit.).....	11
Keenan McCardell (Dec. 7, 1997 vs. N.E.).....	11
<i>Several players tied</i>	10

RECEIVING TDs

MARCEDES LEWIS (Sept. 24 vs. Bal.).....	3
ALLEN ROBINSON (Dec. 6, 2015 at Ten.).....	3
Jimmy Smith (Sept. 10, 2000 at Bal.).....	3
<i>Several players tied</i>	2

YARDS PER RECEPTION (MIN. 4 RECEPTIONS)

Justin Blackmon (Nov. 18, 2012 at Hou.).....	33.7
Ernest Wilford (Dec. 24, 2005 at Hou.).....	29.5
Andre Rison (Sept. 22, 1996 at N.E.).....	28.8
Jimmy Smith (Nov. 9, 1997 vs. K.C.).....	28.0

RECEIVING YARDS

Jimmy Smith (Sept. 10, 2000 at Bal.).....	291
Justin Blackmon (Nov. 18, 2012 at Hou.).....	236
Keenan McCardell (Oct. 20, 1996 at STL).....	232
Jimmy Smith (Nov. 21, 1999 vs. N.O.).....	220
Justin Blackmon (Oct. 13, 2013 at Den.).....	190
Jimmy Smith (Jan. 2, 2000 vs. Cin.).....	165
Jimmy Smith (Sept. 22, 1997 vs. Pit.).....	164
Jimmy Smith (Dec. 1, 1996 vs. Cin.).....	162
Pete Mitchell (Nov. 19, 1995 at T.B.).....	161
Jimmy Smith (Nov. 16, 1997 vs. Ten.).....	158

SCRIMMAGE YARDS

Jimmy Smith (Sept. 10, 2000 at Bal.).....	291
Fred Taylor (Nov. 19, 2000 at Pit.).....	248
Fred Taylor (Sept. 29, 2002 vs. NYJ).....	237
Justin Blackmon (Nov. 18, 2012 at Hou.).....	236
Keenan McCardell (Oct. 20, 1996 at STL).....	232
Fred Taylor (Dec. 21, 2003 at N.O.).....	225
Maurice Jones-Drew (Nov. 21, 2010 vs. Cle.).....	220
Jimmy Smith (Nov. 21, 1999 vs. N.O.).....	220
Fred Taylor (Sept. 20, 1998 vs. Bal.).....	213
Fred Taylor (Dec. 6, 1998 vs. Det.).....	206



ALL-PURPOSE YARDS

Maurice Jones-Drew (Dec. 10, 2006 vs. Ind.).....	303
Jimmy Smith (Sept. 10, 2000 at Bal.).....	291
Maurice Jones-Drew (Oct. 14, 2007 vs. Hou.).....	260
Fred Taylor (Nov. 19, 2000 at Pit.).....	248
Maurice Jones-Drew (Sept. 24, 2006 at Ind.).....	244
Fred Taylor (Sept. 29, 2002 vs. NYJ).....	237
Justin Blackmon (Nov. 18, 2012 at Hou.).....	236
Keenan McCardell (Oct. 20, 1996 at STL).....	232
Fred Taylor (Dec. 21, 2003 vs. N.O.).....	225
<i>Several players tied</i>	220

PUNTING

PUNTS

Bryan Anger (Sept. 8, 2013 vs. K.C.).....	11
Adam Podlesh (Nov. 16, 2008 vs. Ten.).....	10
Bryan Anger (Oct. 21, 2012 at Oak.).....	9
Bryan Anger (Sept. 16, 2012 vs. Hou.).....	9
Nick Harris (Dec. 24, 2011 at Ten.).....	9
Nick Harris (Nov. 27, 2011 vs. Hou.).....	9
Chris Hanson (Oct. 16, 2005 at Pit.).....	9
Chris Hanson (Sept. 19, 2004 vs. Den.).....	9
Bryan Barker (Sept. 25, 2000 at Ind.).....	9
Bryan Barker (Nov. 14, 1999 vs. Bal.).....	9
Bryan Barker (Oct. 29, 1995 at Pit.).....	9

PUNTS INSIDE 20

Bryan Barker (Nov. 14, 1999 vs. Bal.).....	8
Bryan Anger (Nov. 17, 2013 vs. Ari.).....	6
Bryan Barker (Oct. 3, 1999 vs. Pit.).....	6

GROSS AVERAGE (MIN. 4 PUNTS)

Bryan Anger (Dec. 23, 2012 vs. N.E.).....	56.3
Bryan Anger (Oct. 11, 2015 at T.B.).....	55.3
BRAD NORTMAN (Oct. 16, 2016 at Chi.)	55.0
Bryan Barker (Oct. 19, 1997 at Dal.).....	53.8
BRAD NORTMAN (Oct. 2, 2016 vs. Ind.).....	53.6
Bryan Anger (Sept. 9, 2012 at Min.).....	53.5
Bryan Anger (Sept. 23, 2012 at Ind.).....	53.5

NET AVERAGE (MIN. 4 PUNTS)

BRAD NORTMAN (Oct. 16, 2016 at Chi.)	52.2
Bryan Anger (Nov. 4, 2012 vs. Det.).....	50.5
Adam Podlesh (Dec. 23, 2007 vs. Oak.).....	49.8
Chris Hanson (Nov. 10, 2002 vs. Was.).....	48.2
Bryan Anger (Dec. 26, 2012 at Mia.).....	47.4



SINGLE-GAME RECORDS

RETURNS

KICKOFF RETURNS

Deji Karim (Oct. 18, 2010 vs. Ten.)	7
Jermaine Lewis (Oct. 10, 2004 at S.D.)	7
Curtis Marsh (Nov. 12, 1995 vs. Sea.)	7
<i>Several players tied</i>	6

KICKOFF RETURN AVERAGE (MIN. 3 RETURNS)

Maurice Jones-Drew (Nov. 4, 2007 at N.O.)	47.33
Derrick Wimbush (Nov. 27, 2005 at Ari.)	46.00
Brian Witherspoon (Sept. 7, 2008 at Ten.)	41.33
Randy Jordan (Oct. 13, 1996 vs. NYJ)	39.67
Tiquan Underwood (Sept. 12, 2010 vs. Den.)	38.33

KICKOFF RETURN YARDS

Reggie Barlow (Oct. 25, 1998 at Den.)	206
Jordan Todman (Sept. 28, 2014 at S.D.)	174
Jordan Todman (Nov. 2, 2014 at Cin.)	173
Curtis Marsh (Nov. 12, 1995 vs. Sea.)	169
Deji Karim (Oct. 18, 2010 vs. Ten.)	168
Reggie Barlow (Dec. 7, 1997 vs. N.E.)	157
Rashad Jennings (Nov. 18, 2012 at Hou.)	149
David Allen (Dec. 14, 2003 at N.E.)	147
Alvis Whitted (Dec. 26, 1999 at Ten.)	147
Mike Thomas (Nov. 1, 2009 at Ten.)	146

KICKOFF RETURN TDs

MARQISE LEE (Dec. 18, 2016 at Hou.)	1
Maurice Jones-Drew (Nov. 4, 2007 at N.O.)	1
Maurice Jones-Drew (Dec. 10, 2006 vs. Ind.)	1
Derrick Wimbush (Nov. 27, 2005 at Ari.)	1
Elvis Joseph (Nov. 18, 2001 at Pit.)	1
Alvis Whitted (Dec. 26, 1999 at Ten.)	1
Reggie Barlow (Dec. 7, 1997 vs. N.E.)	1

PUNT RETURN YARDS

Reggie Barlow (Sept. 13, 1998 vs. K.C.)	134
Mike Thomas (Dec. 19, 2010 at Ind.)	99
Desmond Howard (Sept. 24, 1995 vs. G.B.)	82
Reggie Barlow (Sept. 20, 1998 vs. Bal.)	81
Reggie Barlow (Nov. 21, 1999 vs. N.O.)	80
Reggie Barlow (Nov. 23, 1997 at Cin.)	79
Jermaine Lewis (Sept. 19, 2004 vs. Den.)	78
RASHAD GREENE SR. (Nov. 19, 2015 vs. Ten.)	76
Reggie Barlow (Nov. 2, 1997 at Ten.)	76
<i>Several players tied</i>	73

PUNT RETURNS

Alvin Pearman (Dec. 18, 2005 vs. S.F.)	7
Alvin Pearman (Nov. 13, 2005 vs. Bal.)	7
Ace Sanders (Nov. 17, 2013 vs. Ari.)	6
Mike Thomas (Oct. 24, 2011 vs. Bal.)	6
David Allen (Dec. 7, 2003 vs. Hou.)	6
Reggie Barlow (Dec. 3, 2000 vs. Cle.)	6
R. Jay Soward (Oct. 8, 2000 vs. Bal.)	6
Reggie Barlow (Nov. 14, 1999 vs. Bal.)	6
Reggie Barlow (Sept. 20, 1998 vs. Bal.)	6
<i>Several players tied</i>	5

PUNT RETURN TDs

RASHAD GREENE (Dec. 13, 2015 vs. Ind.)	1
Mike Thomas (Dec. 19, 2010 at Ind.)	1
Bobby Shaw (Oct. 6, 2002 vs. Phi.)	1
Reggie Barlow (Nov. 21, 1999 vs. N.O.)	1
Reggie Barlow (Sept. 13, 1998 vs. K.C.)	1

PUNT RETURN YARD AVG.

Reggie Barlow (Sept. 13, 1998 vs. K.C.)	44.67
Reggie Barlow (Nov. 23, 1997 at Cin.)	26.33
Reggie Barlow (Nov. 2, 1997 at Ten.)	25.33
Mike Thomas (Dec. 19, 2010 at Ind.)	24.75
Reggie Barlow (Nov. 29, 1998 at Cin.)	23.00
Brian Witherspoon (Nov. 29, 2009 at S.F.)	21.00
Desmond Howard (Sept. 24, 1995 vs. G.B.)	20.50
Dennis Northcutt (Dec. 9, 2007 vs. Car.)	20.00



DEFENSE, FUMBLES & BLOCKS

INTERCEPTIONS

TASHAUN GIPSON (Oct. 8, 2017 at Pit.)	2
Davon House (Nov. 15, 2015 at Bal.)	2
Derek Cox (Oct. 31, 2010 at Dal.)	2
Rashean Mathis (Nov. 5, 2006 vs. Ten.)	2
Rashean Mathis (Sept. 18, 2006 vs. Pit.)	2
Terry Cousin (Nov. 13, 2005 vs. Bal.)	2
Rashean Mathis (Oct. 30, 2005 at STL)	2
Donovin Darius (Jan. 2, 2005 at Oak.)	2
Rashean Mathis (Dec. 19, 2004 at G.B.)	2
Marlon McCree (Sept. 15, 2002 at K.C.)	2
Rayna Stewart (Sept. 10, 2000 at Bal.)	2
Aaron Beasley (Sept. 12, 1999 vs. S.F.)	2
Deon Figures (Aug. 31, 1997 at Bal.)	2
<i>Several players tied</i>	1

TAKEAWAYS

Darren Carrington (Oct. 1, 1995 at Hou.)	3
--	---

FORCED FUMBLES

Tony Brackens (Oct. 3, 1999 vs. Pit.)	3
<i>Several players tied</i>	2

OPPONENT FUMBLE RECOVERIES

Telvin Smith (Nov. 23, 2014 at Ind.)	2
Tony Brackens (Sept. 29, 1996 vs. Car.)	2
Darren Carrington (Oct. 1, 1995 at Hou.)	2

INTs RETURNED FOR TOUCHDOWN

BARRY CHURCH (Oct. 8, 2017 at Pit.)	1
TELVIN SMITH (Oct. 8, 2017 at Pit.)	1
JALEN RAMSEY (Dec. 24, 2016 vs. Ten.)	1
TELVIN SMITH (Oct. 25, 2015 vs. Buf.)	1
Dwayne Gratz (Dec. 28, 2014 at Hou.)	1
PAUL POSLUSZNY (Oct. 13, 2013 at Den.)	1
Rashean Mathis (Sept. 21, 2008 at Ind.)	1
Rashean Mathis (Oct. 5, 2008 vs. Pit.)	1
Clint Ingram (Dec. 9, 2007 vs. Car.)	1
Aaron Glenn (Oct. 28, 2007 at T.B.)	1
Scott Starks (Nov. 5, 2006 vs. Ten.)	1
Mike Peterson (Nov. 13, 2005 vs. Bal.)	1
Rashean Mathis (Oct. 16, 2005 at Pit.)	1
Tony Brackens (Nov. 28, 1999 at Bal.)	1
Aaron Beasley (Sept. 26, 1999 vs. Ten.)	1
Aaron Beasley (Sept. 12, 1999 vs. S.F.)	1
Mickey Washington (Oct. 22, 1995 at Cle.)	1

BLOCKED PUNTS

Dan Skuta (Jan. 1, 2017 at IND)	1
Hayes Pullard III (Nov. 29, 2015 vs. S.D.)	1
J.T. Thomas (Sept. 8, 2013 vs. K.C.)	1
Mike Harris (Dec. 30, 2012 at Ten.)	1
Kassim Osgood (Dec. 15, 2011 at Atl.)	1
Rashad Jennings (Sept. 19, 2010 at S.D.)	1
Jorge Cordova (Dec. 10, 2006 vs. Ind.)	1
Gerald Sensabaugh (Oct. 8, 2006 vs. NYJ)	1
Derrick Wimbush (Oct. 9, 2005 vs. Cin.)	1
Eric Westmoreland (Oct. 27, 2002 vs. Hou.)	1
Donovin Darius (Sept. 10, 2001 vs. Pit.)	1
Donovin Darius (Oct. 1, 2000 vs. Pit.)	1
Dave Thomas (Nov. 14, 1999 vs. Bal.)	1
Alvis Whitted (Nov. 1, 1998 at Bal.)	1
Dave Thomas (Oct. 12, 1997 vs. Phi.)	1
Mike Dumas (Dec. 3, 1995 at Den.)	1

SACKS

CALAIS CAMPBELL (Sept. 24, 2017 at Hou.)	4.0
Chris Clemons (Nov. 23, 2014 at Ind.)	3.0
Paul Spicer (Sept. 25, 2005 at NYJ)	3.0
John Henderson (Oct. 6, 2002 vs. Phi.)	3.0
Kelvin Prichett (Oct. 5, 1997 vs. Cin.)	3.0

TACKLES

Hardy Nickerson (Nov. 25, 2001 vs. Bal.)	23
Russell Allen (Sept. 16, 2012 vs. Hou.)	22
Wali Rainer (Oct. 13, 2002 at Ten.)	22
T.J. Slaughter (Nov. 25, 2001 vs. Bal.)	22
PAUL POSLUSZNY (Dec. 19, 2012 at Mia.)	21
Bryan Schwartz (Dec. 17, 1995 at Det.)	21
Russell Allen (Nov. 18, 2012 at Hou.)	20
Daryl Smith (Dec. 18, 2010 at Ind.)	20
Kevin Hardy (Nov. 1, 1998 at Bal.)	20

BLOCKED FIELD GOALS

Tyson Alualu (Dec. 27, 2015 at N.O.)	1
Chris Clemons (Sept. 13, 2015 vs. Car.)	1
Rashean Mathis (Oct. 2, 2005 vs. Den.)	1
John Henderson (Dec. 8, 2002 vs. Cle.)	1
Marcus Stroud (Sept. 8, 2002 vs. Ind.)	1
Marcus Stroud (Dec. 3, 2001 vs. G.B.)	1
Clyde Simmons (Sept. 22, 1997 vs. Pit.)	1
Clyde Simmons (Dec. 1, 1996 vs. Cin.)	1

ROOKIE RECORDS

SCORING & PASSING

POINTS (SEASON)

Fred Taylor (1998).....	102
Maurice Jones-Drew (2006)	96
Josh Scobee (2004).....	93
Seth Marler (2003).....	90
LEONARD FOURNETTE (2017).....	36
ALLEN HURNS (2014).....	36
Justin Blackmon (2012).....	32
Willie Jackson (1995).....	32
Matt Jones (2005).....	30
Hayden Epstein (2002).....	28

PASSING YARDS (GAME)

BLAKE BORTLES (Oct. 12, 2014 at Ten.)	336
Byron Leftwich (Oct. 5, 2003 vs. S.D.).....	336
BLAKE BORTLES (Nov. 9, 2014 vs. Dal.)	290
Byron Leftwich (Dec. 14, 2003).....	288
Byron Leftwich (Oct. 12, 2003).....	256
BLAKE BORTLES (Sept. 28, 2014 at S.D.)	254
BLAKE BORTLES (Nov. 2, 2014 at Cin.)	247
Byron Leftwich (Sept. 28, 2003 at Hou.).....	231
Byron Leftwich (Nov. 30, 2003 vs. T.B.).....	224
BLAKE BORTLES (Sept. 21, 2014 vs. Ind.).....	223

PASS COMPLETIONS (SEASON)

Blake Bortles (2014)	280
Byron Leftwich (2003).....	239
Blaine Gabbert (2011).....	210
Jonathan Quinn (1998).....	34
David Garrard (2002).....	23
Rob Johnson (1995).....	3
Matt Jones (2005).....	2
LaBrandon Toefield (2003).....	1
Ace Sanders (2013).....	1

PASSING TDs (SEASON)

Byron Leftwich (2003).....	14
Blaine Gabbert (2011).....	12
BLAKE BORTLES (2014).....	11
Jonathan Quinn (1998).....	2
David Garrard (2002).....	1
Ace Sanders (2013).....	1

INTERCEPTIONS (SEASON)

BLAKE BORTLES (2014).....	17
Byron Leftwich (2003).....	16
Blaine Gabbert (2011).....	11
Jonathan Quinn (1998).....	3
David Garrard (2002).....	2
Rob Johnson (1995).....	1

TOUCHDOWNS (SEASON)

Fred Taylor (1998).....	17
Maurice Jones-Drew (2006)	16
LEONARD FOURNETTE (2017).....	6
ALLEN HURNS (2014)	6
Matt Jones (2005).....	5
Justin Blackmon (2012).....	5
Greg Jones (2004).....	3
LaBrandon Toefield (2003).....	3
Elvis Joseph (2001).....	3
James Stewart (1995).....	3

PASS ATTEMPTS (SEASON)

BLAKE BORTLES (2014).....	475
Byron Leftwich (2003).....	418
Blaine Gabbert (2011).....	413
Jonathan Quinn (1998).....	64
David Garrard (2002).....	46
Rob Johnson (1995).....	7
Matt Jones (2005).....	3
LaBrandon Toefield (2003).....	2
Ace Sanders (2013).....	1

PASS COMPLETIONS (GAME)

BLAKE BORTLES (Oct. 12, 2014 at Ten.)	32
BLAKE BORTLES (Sept. 28, 2014 at S.D.)	29
Byron Leftwich (Oct. 12, 2003 vs. Mia.).....	24
BLAKE BORTLES (Nov. 9, 2014 vs. Dal.)	22
BLAKE BORTLES (Nov. 2, 2014 at Cin.)	22
BLAKE BORTLES (Oct. 5, 2014 vs. Pit.)	22
Blaine Gabbert (Nov. 20, 2011 at Cle.).....	22
Byron Leftwich (Nov. 2, 2003 at Bal.).....	22
<i>Several players tied.....</i>	<i>21</i>

PASSING TDs (GAME)

BLAKE BORTLES (Nov. 2, 2014 at Cin.)	2
BLAKE BORTLES (Sept. 21, 2014 vs. Ind.)	2
Blaine Gabbert (Dec. 11, 2011 vs. T.B.).....	2
Blaine Gabbert (Dec. 5, 2011 vs. S.D.).....	2
Byron Leftwich (Oct. 5, 2003 vs. S.D.).....	2
Byron Leftwich (Nov. 30, 2003 vs. T.B.).....	2
<i>Several players tied.....</i>	<i>1</i>

INTERCEPTIONS (GAME)

BLAKE BORTLES (Oct. 19, 2014 vs. Cle.)	3
Byron Leftwich (Oct. 12, 2003 vs. Mia.).....	3
Byron Leftwich (Sept. 28, 2003 at Hou.).....	3
<i>Several players tied.....</i>	<i>2</i>

PASSING YARDS (SEASON)

BLAKE BORTLES (2014).....	2,908
Byron Leftwich (2003).....	2,819
Blaine Gabbert (2011).....	2,214
Jonathan Quinn (1998).....	387
David Garrard (2002).....	231
LaBrandon Toefield (2003).....	32
Rob Johnson (1995).....	24
Ace Sanders (2013).....	21
Matt Jones (2005).....	12

PASS ATTEMPTS (GAME)

BLAKE BORTLES (Oct. 12, 2014 at Ten.)	46
Byron Leftwich (Oct. 12, 2003 vs. Mia.).....	42
Blaine Gabbert (Dec. 24, 2011 at Ten.).....	42
Blaine Gabbert (Oct. 2, 2011 vs. N.O.).....	42
Blaine Gabbert (Nov. 20, 2011 at Cle.).....	41
Byron Leftwich (Dec. 14, 2003 at N.E.).....	40
BLAKE BORTLES (Dec. 14, 2014 at Bal.)	37
BLAKE BORTLES (Dec. 7, 2014 vs. Hou.)	39
BLAKE BORTLES (Nov. 9, 2014 vs. Dal.)	37
BLAKE BORTLES (Sept. 28, 2014 at S.D.)	37



RUSHING

RUSHING YARDS (SEASON)

Fred Taylor (1998).....	1,223
Maurice Jones-Drew (2006)	941
T.J. YELDON (2015).....	740
James Stewart (1995).....	525
LEONARD FOURNETTE (2017).....	466
BLAKE BORTLES (2014).....	419
Elvis Joseph (2001).....	294
LaBrandon Toefield (2003).....	212
Rashad Jennings (2009).....	202
Greg Jones (2004).....	162
Deji Karim (2010).....	160

RUSHING YARDS (GAME)

Fred Taylor (Dec. 6, 1998 vs. Det.).....	183
LEONARD FOURNETTE (Oct. 8, 2017)	181
Maurice Jones-Drew (Dec. 10, 2006 vs. Ind.).....	166
Maurice Jones-Drew (Dec. 24, 2006 vs. N.E.).....	131
Fred Taylor (Nov. 15, 1998 vs. T.B.).....	128
Fred Taylor (Sept. 20, 1998 vs. Bal.).....	128
Fred Taylor (Nov. 8, 1998 vs. Cin.).....	118
Fred Taylor (Sept. 27, 1998 at Ten.).....	116
T.J. YELDON (Oct. 25, 2015 vs. Buf.).....	115
T.J. YELDON (Oct. 4, 2015 at Ind.).....	105
Fred Taylor (Dec. 20, 1998 at Min.).....	105

RUSHING ATTEMPTS (SEASON)

Fred Taylor (2003).....	264
T.J. YELDON (2015).....	182
Maurice Jones-Drew (2006).....	166
James Stewart (1995).....	137
LEONARD FOURNETTE (2017)	109
Elvis Joseph (2001).....	68
Greg Jones (2004).....	62
BLAKE BORTLES (2014).....	56
LaBrandon Toefield (2003).....	53
Blaine Gabbert (2011).....	48

ROOKIE RECORDS

RUSHING

RUSHING ATTEMPTS (GAME)

Fred Taylor (Dec. 6, 1998 vs. Det.).....	32
LEONARD FOURNETTE (Oct. 9, 2017 at Pit.)	28
Fred Taylor (Nov. 8, 1998 vs. Cin.).....	27
LEONARD FOURNETTE (Sept. 10, 2017 at Hou.) ...	26
Maurice Jones-Drew (Dec. 17, 2006 at Ten.).....	25
Fred Taylor (Sept. 27, 1998 at Ten.).....	25
T.J. Yeldon (Sept. 20, 2015 vs. Mia.).....	25
LEONARD FOURNETTE (Oct. 1, 2017 at NYJ)	24
Fred Taylor (Dec. 20, 1998 at Min.).....	23
Fred Taylor (Sept. 20, 1998 vs. Bal.).....	23
T.J. Yeldon (Oct. 4, 2015 at Ind.).....	22
Fred Taylor (Nov. 1, 1998 at Bal.).....	22

RUSHING TDs (SEASON)

Fred Taylor (1998).....	14
Maurice Jones-Drew (2006)	13
LEONARD FOURNETTE (2017)	5
Greg Jones (2004).....	3
T.J. Yeldon (2015).....	2
Storm Johnson (2014).....	2
Byron Leftwich (2003).....	2
LaBrandon Toefield (2003).....	2
David Garrard (2002).....	2
James Stewart (1995).....	2

RUSHING TDs (GAME)

Fred Taylor (Nov. 15, 1998 vs. T.B.).....	3
LEONARD FOURNETTE (Oct. 8, 2017)	2
Maurice Jones-Drew (Dec. 24, 2006 vs. N.E.).....	2
Maurice Jones-Drew (Dec. 10, 2006 vs. Ind.).....	2
Maurice Jones-Drew (Oct. 8, 2006 vs. NYJ)	2
David Garrard (Oct. 13, 2002 at Ten.).....	2
Fred Taylor (Oct. 12, 1998 vs. Mia.)	2
Fred Taylor (Dec. 6, 1998 vs. Det.).....	2
<i>Several players tied</i>	1

RECEIVING & YARDAGE

RECEPTIONS (SEASON)

Justin Blackmon (2012).....	64
Willie Jackson (1995).....	53
ALLEN HURNS (2014)	51
Ace Sanders (2013).....	51
ALLEN ROBINSON (2014)	48
Mike Thomas (2009).....	48
Maurice Jones-Drew (2006)	46
Fred Taylor (1998).....	44
Pete Mitchell (1995).....	41
MARQISE LEE (2014)	37

RECEPTIONS (GAME)

Pete Mitchell (Nov. 19, 1995 at T.B.).....	10
Fred Taylor (Sept. 20, 1998 vs. Bal.).....	9
ALLEN ROBINSON (Oct. 12, 2014 at Ten.).....	8
Ace Sanders (Dec. 1, 2013 at Cle.).....	8
Ace Sanders (Nov. 17, 2013 vs. Ari.)	8
Zach Miller (Jan. 3, 2010 at Cle.)	8
<i>Several players tied</i>	7

RECEIVING YARDS (SEASON)

Justin Blackmon (2012).....	865
ALLEN HURNS (2014)	677
Willie Jackson (1995).....	589
ALLEN ROBINSON (2014)	548
Pete Mitchell (1995).....	527
Ace Sanders (2013).....	484
Mike Thomas (2009).....	453
Maurice Jones-Drew (2006)	436
Matt Jones (2005)	432
Marqise Lee (2014)	422

RECEIVING TDs (SEASON)

ALLEN HURNS (2014)	6
Justin Blackmon (2012).....	5
Matt Jones (2005).....	5
Willie Jackson (1995).....	5
Fred Taylor (1998).....	3
<i>Several players tied</i>	2

YARDS/REC. (SEASON) (MIN. 25 RECEPTIONS)

Justin Blackmon (2012).....	13.52
ALLEN HURNS (2014)	13.27
Pete Mitchell (1995).....	12.85
Matt Jones (2005).....	12.00
ALLEN ROBINSON (2014)	11.42
Marqise Lee (2014).....	11.41
Willie Jackson (1995).....	11.11
Reggie Williams (2004).....	9.93
Fred Taylor (1998).....	9.57
Ace Sanders (2013).....	9.49

YARDS/REC. (GAME) (MIN. 4 RECEPTIONS)

Justin Blackmon (Nov. 18, 2012 at Hou.)	33.71
ALLEN HURNS (Sept. 7, 2014 at Phi.)	27.50
Matt Jones (Nov. 13, 2005 vs. Bal.)	23.40
Willie Jackson (Dec. 24, 1995 vs. Cle.).....	20.25
T.J. YELDON (Dec. 6, 2015 at Ten.)	19.75
Willie Jackson (Dec. 10, 1995 vs. Ind.).....	18.83
ALLEN ROBINSON (Sept. 14, 2014 at Was.)....	18.75
Mike Sims-Walker (Oct. 5, 2008 vs. Pit.)	17.83

SCRIMMAGE YARDS (SEASON)

Fred Taylor (1998).....	1,644
Maurice Jones-Drew (2006)	1,377
T.J. YELDON (2015)	1,019
Justin Blackmon (2012).....	888
James Stewart (1995).....	715
ALLEN HURNS (2014)	677
Willie Jackson (1995).....	589
ALLEN ROBINSON (2014)	548

ALL-PURPOSE YARDS (SEASON)

Maurice Jones-Drew (2006)	2,250
Fred Taylor (1998).....	1,653
Brian Witherspoon (2008)	1,442
Deji Karim (2010).....	1,418
Mike Thomas (2009).....	1,301
David Allen (2003).....	1,223
T.J. Yeldon (2015).....	1,019

100-YARD RECEIVING GAMES (SEASON)

ALLEN HURNS (2014)	2
Justin Blackmon (2012).....	1
Matt Jones (2005).....	1
Pete Mitchell (1995).....	1

DEFENSE

SACKS (SEASON)

YANNICK NGAKOUE (2016).....	8.0
Tony Brackens (1996).....	7.0
John Henderson (2002)	6.5
Kevin Hardy (1996).....	5.5
Tyson Alualu (2010).....	3.5
Derrick Harvey (2008).....	3.5
Bobby McCray (2004).....	3.5
Chris Smith (2014).....	3.0
Akin Ayodele (2002).....	3.0
Larry Smith (1999).....	3.0

TACKLES (SEASON)

Bryan Schwartz (1995).....	161
Kevin Hardy (1996).....	130
Clint Ingram (2006).....	117
Akin Ayodele (2002).....	108
T.J. Slaughter (2000).....	108

TACKLES (GAME)

Bryan Schwartz (Dec. 17, 1995 at Det.).....	21
Bryan Schwartz (Dec. 24, 1995 vs. Cle.).....	19
Bryan Schwartz (Dec. 10, 1995 vs. Ind.).....	17

INTERCEPTIONS (SEASON)

Reggie Nelson (2007).....	5
Derek Cox (2009).....	4
<i>Several players tied</i>	2

TAKEAWAYS (SEASON)

Derek Cox (2009).....	5
Reggie Nelson (2007).....	5
Fernando Bryant (1999).....	5



OPPONENT RECORDS

SCORING

POINTS

Jeff Reed, Pittsburgh (12/1/02).....	19
Several players tied (K. Moreno, Den., 2013).....	18

TOUCHDOWNS

Several players tied (D. Martin, T.B., 2013).....	3
---	---

PASSING

PASSING YARDS

Matt Schaub, Hou. (11/18/12).....	527
Drew Brees, N.O. (11/4/07).....	445
Peyton Manning, Ind. (9/25/00).....	440
Carson Palmer, Ari. (11/17/13).....	419
Drew Brees, N.O. (12/27/15).....	412

PASS ATTEMPTS

Matt Schaub, Hou. (11/16/12).....	55
Vinny Testaverde, Bal. (11/24/96).....	50
Rich Gannon, K.C. (11/9/97).....	50
Shane Matthews, Was. (11/10/02).....	50
Peyton Manning, Ind. (12/10/06).....	50

INTERCEPTIONS THROWN

Jon Kitna, Dal. (10/31/10).....	4
Several players tied (J. Russell, Oak. 2007).....	3

TOUCHDOWN PASSES

Steve McNair, Ten. (12/26/99).....	5
Tony Banks, Bal. (9/10/00).....	5
Matt Schaub, Hou. (11/18/12).....	5
Several players tied (P. Rivers, S.D., 2015).....	4

PASS COMPLETIONS

Matt Schaub, Hou. (11/18/12).....	43
Drew Brees, N.O. (11/4/07).....	35
Jon Kitna, Dal. (10/31/10).....	34
Joe Flacco, Bal. (11/15/15).....	34
Two players tied.....	33

RUSHING

RUSHING YARDS

Chris Johnson, Ten. (11/1/09).....	228
Arian Foster, Hou. (1/2/10).....	180
Steven Jackson, Stl. (10/30/05).....	179
Shawn Alexander, Sea. (10/7/01).....	176
Chris Brown, Ten. (9/9/07).....	175

RUSHING ATTEMPTS

Terry Allen, Was. (9/28/97).....	36
Several players tied (A. Foster, Hou., 2011).....	33

LONGEST RUSHING TDs

Chris Johnson, Ten. (11/1/09).....	89
Marcus Mariota, Ten. (12/6/15).....	87
Joey Galloway, Sea. (11/12/95).....	86
LeSean McCoy, Buf. (11/27/16).....	75
Bilal Powell, NYJ (10/1/17).....	75

RUSHING TOUCHDOWNS

Several players tied (K. Moreno, Den., 2013).....	3
---	---

YARDAGE

SCRIMMAGE YARDS

Andre Johnson, Hou. (11/18/12).....	273
Josh Gordon, Cle. (12/1/13).....	261
Chris Johnson, Ten. (11/1/09).....	239
Terrell Davis, Den. (10/25/98).....	212
Albert Connell, Was. (10/22/00).....	211

ALL-PURPOSE YARDS

Andre Johnson, Hou. (11/18/12).....	273
Ridel Anthony, T.B. (11/15/98).....	269
Josh Gordon, Cle. (12/1/13).....	261
Eddy Drummond, Det. (11/14/04).....	257
Andre Davis, Hou. (12/30/07).....	254

RECEIVING

RECEPTIONS

Reggie Wayne, Ind. (10/3/10).....	15
Tim Brown, Oak. (12/21/97).....	14
David Boston, S.D. (10/5/03).....	14
Andre Johnson, Hou. (11/18/12).....	14
Several players tied (A. Johnson, Hou. 2013).....	13

RECEIVING YARDS

Andre Johnson, Hou. (11/18/12).....	273
Josh Gordon, Cle. (12/1/13).....	261
Albert Connell, Was. (10/22/00).....	211
Terrell Owens, Buf. (11/22/09).....	197
Several players tied (R. Wayne, Ind., 2010).....	196

LONGEST RECEPTIONS

Terrell Owens, Buf. (11/22/09).....	98
Josh Gordon, Cle. (12/1/13).....	95
Michael Floyd, Ari. (11/17/13).....	91
Kevin Curtis, Stl. (10/30/05).....	83
Kenny Britt, Ten. (9/11/11).....	80

RECEIVING TOUCHDOWNS

Several players tied (R. Moss, N.E., 2009).....	3
---	---

PUNTING

PUNTS

Chris Gardocki, Cle. (12/3/00).....	12
Several players tied (B. Hartmann, Hou., 2011).....	10

LONGEST PUNTS

Brian Moorman, Buf. (9/12/04).....	80
Josh Miller, Pit. (12/2/99).....	75
Kyle Larson, Cin. (10/9/05).....	75
Craig Hentrich, Ten. (11/5/06).....	73

INSIDE THE 20 (MIN. 5 PUNTS)

Several players tied (D. Colquitt, K.C., 2013).....	5
---	---

GROSS AVERAGE (MIN. 4 PUNTS)

Craig Hentrich, Ten. (11/4/01).....	57.5
Mat McBriar, Dal. (9/10/06).....	53.2
Josh Miller, Pit. (12/2/99).....	52.7

KICKING

FIELD GOALS

Jeff Reed, Pit. (12/1/02).....	6
Adam Vinatieri, N.E. (9/22/96).....	5
Matt Stover, Bal. (10/8/00).....	5

LONGEST FIELD GOALS

Jason Elam, Den. (10/25/98).....	63
Blair Walsh, Min. (9/9/12).....	55
Ryan Longwell, Min. (11/23/08).....	54
Several players tied (N. Rackers, Hou., 2011).....	53

EXTRA POINTS

Several players tied (P. Dawson, S.F., 2013).....	6
---	---

MOST BLOCKED KICKS (FGs, PATs)

Several players tied (Z. Smith, Bal., 2015).....	1
--	---

OPPONENT RECORDS

DEFENSE

SACKS

Ryan Kerrigan, Was. (9/14/14).....	4.0
Connor Barwin, Hou. (11/27/11).....	4.0
John Abraham, Atl. (12/15/11).....	3.5
Whitney Mercilus, Hou. (1/3/16).....	3.5

TACKLES

Steven Tulloch, Ten. (12/5/10).....	17
Keith Brooking, Atl. (12/28/03).....	15
Jonathan Joseph, Cin. (11/2/08).....	15
Jerod Mayo, N.E. (12/27/09).....	15

INTERCEPTIONS

Samari Rolle, Ten. (12/26/99).....	3
<i>Several players tied (M. Williams, NYJ, 2015).....</i>	2

LONGEST INTERCEPTION RETURN TDs

Anthony Henry, Cle. (12/16/01).....	97t
Anthony Parker, Stl. (10/20/96).....	92t
Adam Jones, Ten. (12/17/06).....	83t
Matt Giordano, Stl. (10/6/12).....	82t

RETURNS

PUNT RETURNS

Jacoby Jones, Hou. (11/27/11).....	7
Dexter McCluster, K.C. (9/8/13).....	7
<i>Several players tied (T. Holliday, Hou., 2012).....</i>	6

PUNT RETURN YARDS

Eddie Drummond, Det. (11/14/04).....	199
Darius Reynaud, Ten. (12/30/12).....	160
Jacoby Jones, Hou. (11/27/11).....	116
Roscoe Parrish, Buf. (11/26/06).....	104

LONGEST PUNT RETURNS

Eddie Drummond, Det. (11/14/04).....	83t
Peter Warrick, Cin. (12/17/00).....	82t
Terrence Wilkins, Ind. (9/24/06).....	82t
Roscoe Parrish, Buf. (11/26/06).....	82t

KICKOFF RETURNS

MarTey Jenkins, Ari. (12/10/00).....	8
Nate Jacquet, Min. (12/23/01).....	8
Justin Miller, NYJ (10/8/06).....	8

KICKOFF RETURN YARDS

Andre Davis, Hou. (12/30/07).....	234
Glyn Milburn, Chi. (9/6/98).....	197
Adam Jones, Ten. (11/20/05).....	196

LONGEST KICKOFF RETURNS

Andre Davis, Hou. (12/30/07).....	104t
Andre Davis, Hou. (12/30/07).....	97t
Aaron Bailey, Ind. (12/10/95).....	95t
Chad Simpson, Ind. (12/17/09).....	93t
Glyn Milburn, Chi. (9/6/98).....	88t



LEAGUE STATISTICS

REGULAR SEASON WEEK 6 VS. LOS ANGELES RAMS

WEEK 5 / THROUGH MONDAY, OCTOBER 9, 2017

OFFENSE	Phil.	Car.	Miami	Atl.	Chi.	Balt.	Clev.	Hou.
GAMES (Won-Lost)	4-1	4-1	2-2	3-1	1-4	3-2	0-5	2-3
FIRST DOWNS	115	101	60	88	93	90	103	113
Rushing	37	36	14	30	32	36	28	33
Passing	66	58	39	52	49	47	55	62
Penalty	12	7	7	6	12	7	20	18
YDS GAINED (tot)	1989	1636	925	1553	1499	1444	1603	1723
Avg per Game	397.8	327.2	231.3	388.3	299.8	288.8	320.6	344.6
RUSHING (net)	694	493	299	503	585	652	446	703
Avg per Game	138.8	98.6	74.8	125.8	117.0	130.4	89.2	140.6
Rushes	155	145	93	107	132	153	117	155
Yards per Rush	4.5	3.4	3.2	4.7	4.4	4.3	3.8	4.5
PASSING (net)	1295	1143	626	1050	914	792	1157	1020
Avg per Game	259.0	228.6	156.5	262.5	182.8	158.4	231.4	204.0
Passes Att.	177	152	134	135	166	153	197	158
Completed	110	101	82	88	106	98	107	97
Pct Completed	62.1	66.4	61.2	65.2	63.9	64.1	54.3	61.4
Yards Gained	1362	1254	706	1109	999	859	1228	1134
Sacked	13	15	10	8	9	9	14	20
Yards Lost	67	111	80	59	85	67	71	114
Had intercepted	3	5	4	5	6	6	11	4
Yards Opp Ret	21	72	27	126	77	41	135	125
Opp TDs on Int	1	0	0	1	1	0	0	0
PUNTS	17	18	25	12	24	26	25	25
Avg Yards	43.8	44.6	47.4	46.2	47.2	43.7	48.2	50.1
PUNT RETURNS	8	13	14	7	12	9	11	10
Avg Return	18.0	6.7	6.4	10.0	7.3	6.8	6.0	10.9
Returned for TD	0	0	0	0	0	0	0	0
KICKOFF RETURNS	6	7	8	8	14	4	7	9
Avg Return	22.7	18.9	21.9	22.6	20.8	24.0	21.1	23.2
Returned for TD	0	0	0	0	0	0	0	0
PENALTIES	35	24	29	26	38	35	35	38
Yards Penalized	327	218	187	220	289	278	327	294
FUMBLES BY	6	6	4	3	12	7	7	6
Fumbles Lost	3	2	1	1	6	3	2	4
Opp Fumbles	6	5	7	4	4	5	7	8
Opp Fum Lost	5	2	3	1	3	3	3	3
POSS. TIME (avg)	35:32	33:16	28:08	30:45	29:59	30:19	28:45	31:26
TOUCHDOWNS	14	10	4	11	10	10	10	17
Rushing	3	2	0	5	4	4	4	3
Passing	10	8	3	5	6	5	6	12
Returns	1	0	1	1	0	1	0	2
EXTRA-PT KICKS	12/13	9/10	2/4	11/11	8/8	9/9	9/9	13/14
2-PT CONVERSIONS	1/1	0/0	0/0	0/0	1/1	0/1	1/1	1/3
FIELD GOALS/FGA	13/15	12/13	5/5	9/9	2/4	7/9	2/5	9/9
POINTS SCORED	137	105	41	104	78	90	77	144
DEFENSE	Phil.	Car.	Miami	Atl.	Chi.	Balt.	Clev.	Hou.
POINTS ALLOWED	99	94	67	89	124	97	124	130
OPP FIRST DOWNS	87	87	76	80	93	95	95	90
Rushing	15	22	14	20	26	33	23	20
Passing	64	59	53	52	55	51	63	59
Penalty	8	6	9	8	12	11	9	11
OPP YARDS GAINED	1730	1370	1238	1273	1525	1643	1524	1616
Avg per Game	346.0	274.0	309.5	318.3	305.0	328.6	304.8	323.2
OPP RUSHING(net)	314	399	302	372	501	617	383	509
Avg per Game	62.8	79.8	75.5	93.0	100.2	123.4	76.6	101.8
Rushes	80	99	96	89	129	145	133	137
Yards per Rush	3.9	4.0	3.1	4.2	3.9	4.3	2.9	3.7
OPP PASSING(net)	1416	971	936	901	1024	1026	1141	1107
Avg per Game	283.2	194.2	234.0	225.3	204.8	205.2	228.2	221.4
Passes Att.	197	169	135	155	159	162	154	148
Completed	129	118	99	96	102	87	114	95
Pct Completed	65.5	69.8	73.3	61.9	64.2	53.7	74.0	64.2
Sacked	12	17	10	12	13	12	12	11
Yards Lost	79	103	53	101	91	63	78	61
INTERCEPTED BY	3	1	0	1	0	9	3	4
Yards Returned	15	23	0	0	0	102	33	45
Returned for TD	0	0	0	0	0	0	0	1
OPP PUNT RETURNS	7	5	10	4	10	9	17	14
Avg return	3.0	5.8	9.4	13.8	10.2	4.2	9.2	17.4
OPP KICKOFF RET	13	2	7	6	4	6	4	10
Avg return	21.6	22.5	18.3	21.8	21.5	18.0	8.8	24.8
OPP TOUCHDOWNS	12	10	7	9	14	11	16	14
Rushing	3	3	2	2	5	4	4	3
Passing	8	7	5	5	8	7	11	9
Returns	1	0	0	2	1	0	1	2

WEEK 5 / THROUGH MONDAY, OCTOBER 9, 2017

OFFENSE	G.B.	Minn.	Det.	N.O.	N.E.	NY-J	S.F.	Wash.
GAMES (Won-Lost)	4-1	3-2	3-2	2-2	3-2	3-2	0-5	2-2
FIRST DOWNS	114	94	90	82	122	76	92	70
Rushing	30	26	20	21	29	19	23	19
Passing	71	57	62	57	79	50	61	48
Penalty	13	11	8	4	14	7	8	3
YDS GAINED (tot)	1683	1785	1441	1482	2097	1504	1593	1452
Avg per Game	336.6	357.0	288.2	370.5	419.4	300.8	318.6	363.0
RUSHING (net)	458	591	438	376	495	557	484	520
Avg per Game	91.6	118.2	87.6	94.0	99.0	111.4	96.8	130.0
Rushes	109	140	124	93	128	124	116	116
Yards per Rush	4.2	4.2	3.5	4.0	3.9	4.5	4.2	4.5
PASSING (net)	1225	1194	1003	1106	1602	947	1109	932
Avg per Game	245.0	238.8	200.6	276.5	320.4	189.4	221.8	233.0
Passes Att.	190	165	173	152	195	148	194	121
Completed	127	110	111	105	133	106	115	80
Pct Completed	66.8	66.7	64.2	69.1	68.2	71.6	59.3	66.1
Yards Gained	1367	1277	1116	1135	1702	1051	1211	1004
Sacked	19	9	18	4	16	15	15	7
Yards Lost	142	83	113	29	100	104	102	72
Had intercepted	3	0	1	0	1	4	4	1
Yards Opp Ret	99	0	82	0	2	15	71	15
Opp TDs on Int	1	0	1	0	0	0	0	0
PUNTS	21	22	27	12	22	26	26	17
Avg Yards	46.1	42.3	43.3	48.6	43.1	47.3	45.3	44.5
PUNT RETURNS	8	10	8	6	7	12	11	8
Avg Return	9.4	8.0	20.6	9.0	16.0	7.7	9.0	4.9
Returned for TD	0	0	1	0	0	0	0	0
KICKOFF RETURNS	1	12	6	9	7	7	13	5
Avg Return	17.0	26.0	16.2	21.6	19.9	21.1	20.2	18.6
Returned for TD	0	0	0	0	0	0	0	0
PENALTIES	35	32	32	20	39	39	49	23
Yards Penalized	266	313	318	168	353	353	385	161
FUMBLES BY	3	6	5	3	6	11	5	11
Fumbles Lost	2	4	2	0	2	4	2	6
Opp Fumbles	7	4	7	5	8	4	10	7
Opp Fum Lost	6	1	4	0	2	1	3	3
POSS. TIME (avg)	30:14	29:55	30:55	29:49	30:38	29:28	27:03	30:45
TOUCHDOWNS	18	11	14	9	16	9	7	10
Rushing	4	4	2	1	5	4	3	2
Passing	13	7	9	8	11	5	4	7
Returns	1	0	3	0	0	0	0	1
EXTRA-PT KICKS	14/16	9/11	10/10	9/9	14/15	8/8	5/6	10/10
2-PT CONVERSIONS	0/2	0/0	1/4	0/0	1/1	0/1	0/1	0/0
FIELD GOALS/FGA	5/5	8/9	9/10	10/13	12/12	10/12	14/14	7/9
POINTS SCORED	137	99	123	93	148	92	89	91

DEFENSE	G.B.	Minn.	Det.	N.O.	N.E.	NY-J	S.F.	Wash.
POINTS ALLOWED	112	93	97	78	142	106	120	89
OPP FIRST DOWNS	98	96	95	81	123	102	117	69
Rushing	33	19	22	27	32	34	39	14
Passing	59	66	64	47	80	53	63	46
Penalty	6	11	9	7	11	15	15	9
OPP YARDS GAINED	1606	1546	1652	1499	2236	1773	1832	1245
Avg per Game	321.2	309.2	330.4	374.8	447.2	354.6	366.4	311.3
OPP RUSHING(net)	607	400	373	438	621	715	583	355
Avg per Game	121.4	80.0	74.6	109.5	124.2	143.0	116.6	88.8
Rushes	140	122	114	98	125	156	164	90
Yards per Rush	4.3	3.3	3.3	4.5	5.0	4.6	3.6	3.9
OPP PASSING(net)	999	1146	1279	1061	1615	1058	1249	890
Avg per Game	199.8	229.2	255.8	265.3	323.0	211.6	249.8	222.5
Passes Att.	151	169	178	132	188	172	177	132
Completed	100	110	115	96	125	104	114	87
Pct Completed	66.2	65.1	64.6	72.7	66.5	60.5	64.4	65.9
Sacked	11	12	13	11	10	7	13	12
Yards Lost	92	91	96	80	60	37	83	75
INTERCEPTED BY	3	4	7	4	3	6	3	4
Yards Returned	35	60	190	37	49	110	66	34
Returned for TD	1	0	2	0	0	0	0	1
OPP PUNT RETURNS	10	7	10	7	13	11	13	7
Avg return	4.4	3.4	7.6	4.6	7.7	8.1	1.4	4.0
OPP KICKOFF RET	9	12	11	7	17	6	5	7
Avg return	24.3	19.8	22.4	26.1	20.5	21.3	25.8	19.6
OPP TOUCHDOWNS	13	8	11	8	17	14	11	9
Rushing	4	1	3	2	4	4	4	2
Passing	7	7	7	6	12	9	7	5
Returns	2	0	1	0	1	1	0	2

WEEK 5 / THROUGH MONDAY, OCTOBER 9, 2017

OFFENSE	T.B.	Ariz.	LA-R	Jax	Pitt.	K.C.	LA-C	Oak.
GAMES (Won-Lost)	2-2	2-3	3-2	3-2	3-2	5-0	1-4	2-3
FIRST DOWNS	88	104	104	98	100	116	104	76
Rushing	17	14	29	39	28	34	21	21
Passing	63	74	64	47	62	72	68	50
Penalty	8	16	11	12	10	10	15	5
YDS GAINED (tot)	1496	1704	1910	1624	1659	2071	1728	1396
Avg per Game	374.0	340.8	382.0	324.8	331.8	414.2	345.6	279.2
RUSHING (net)	344	259	554	826	450	781	394	453
Avg per Game	86.0	51.8	110.8	165.2	90.0	156.2	78.8	90.6
Rushes	86	100	140	175	128	137	104	109
Yards per Rush	4.0	2.6	4.0	4.7	3.5	5.7	3.8	4.2
PASSING (net)	1152	1445	1356	798	1209	1290	1334	943
Avg per Game	288.0	289.0	271.2	159.6	241.8	258.0	266.8	188.6
Passes Att.	155	227	166	137	195	158	194	152
Completed	94	136	102	74	120	121	116	98
Pct Completed	60.6	59.9	61.4	54.0	61.5	76.6	59.8	64.5
Yards Gained	1198	1573	1400	827	1269	1391	1365	1018
Sacked	7	19	6	5	9	17	6	12
Yards Lost	46	128	44	29	60	101	31	75
Had intercepted	3	5	3	4	7	0	5	3
Yards Opp Ret	66	115	34	19	133	0	38	0
Opp TDs on Int	0	1	0	0	2	0	0	0
PUNTS	17	28	16	25	23	21	24	23
Avg Yards	45.8	47.4	47.3	45.4	41.5	44.2	48.9	52.0
PUNT RETURNS	6	9	13	5	11	12	10	8
Avg Return	10.3	3.2	4.5	2.6	5.5	9.3	7.0	4.6
Returned for TD	0	0	0	0	0	1	0	0
KICKOFF RETURNS	6	10	14	7	8	14	9	9
Avg Return	22.0	19.5	26.1	19.1	15.4	24.4	18.6	28.2
Returned for TD	0	0	0	0	0	0	0	0
PENALTIES	24	35	33	39	42	42	38	28
Yards Penalized	160	287	263	324	352	380	283	262
FUMBLES BY	6	4	13	3	4	7	4	6
Fumbles Lost	1	2	7	1	2	1	1	2
Opp Fumbles	4	5	8	7	10	8	6	7
Opp Fum Lost	3	0	3	5	3	3	2	4
POSS. TIME (avg)	27:36	29:19	29:25	30:30	31:19	33:03	26:53	27:35
TOUCHDOWNS	10	8	15	16	10	19	12	12
Rushing	2	1	6	5	3	6	3	4
Passing	7	6	7	7	6	11	9	8
Returns	1	1	2	4	1	2	0	0
EXTRA-PT KICKS	7/9	6/6	15/15	13/15	9/9	17/17	12/12	12/12
2-PT CONVERSIONS	0/1	0/1	0/0	0/1	0/1	0/2	0/0	0/0
FIELD GOALS/FGA	6/11	9/13	15/16	10/12	10/12	11/12	5/8	8/8
POINTS SCORED	85	81	152	139	99	164	99	108

DEFENSE	T.B.	Ariz.	LA-R	Jax	Pitt.	K.C.	LA-C	Oak.
POINTS ALLOWED	83	125	121	83	89	111	115	109
OPP FIRST DOWNS	91	91	93	95	85	111	103	91
Rushing	18	26	30	33	35	31	42	31
Passing	64	57	56	52	43	66	53	56
Penalty	9	8	7	10	7	14	8	4
OPP YARDS GAINED	1585	1630	1712	1621	1381	1830	1757	1756
Avg per Game	396.3	326.0	342.4	324.2	276.2	366.0	351.4	351.2
OPP RUSHING(net)	349	474	668	732	683	590	806	623
Avg per Game	87.3	94.8	133.6	146.4	136.6	118.0	161.2	124.6
Rushes	104	142	148	136	135	127	160	151
Yards per Rush	3.4	3.3	4.5	5.4	5.1	4.6	5.0	4.1
OPP PASSING(net)	1236	1156	1044	889	698	1240	951	1133
Avg per Game	309.0	231.2	208.8	177.8	139.6	248.0	190.2	226.6
Passes Att.	167	175	159	177	153	177	150	147
Completed	116	107	96	104	94	91	95	101
Pct Completed	69.5	61.1	60.4	58.8	61.4	51.4	63.3	68.7
Sacked	4	10	15	20	17	14	17	10
Yards Lost	25	73	96	121	122	78	120	55
INTERCEPTED BY	3	4	6	10	5	4	2	0
Yards Returned	71	113	166	192	38	35	19	0
Returned for TD	1	1	2	2	0	0	0	0
OPP PUNT RETURNS	5	18	9	5	6	6	14	14
Avg return	12.2	14.7	3.6	16.6	7.7	13.2	9.4	6.9
OPP KICKOFF RET	4	10	8	6	11	10	12	4
Avg return	21.5	22.2	20.4	15.3	22.3	21.9	24.8	23.5
OPP TOUCHDOWNS	9	14	14	8	11	13	12	10
Rushing	2	3	7	5	6	4	4	3
Passing	7	10	7	3	3	9	8	6
Returns	0	1	0	0	2	0	0	1

WEEK 5 / THROUGH MONDAY, OCTOBER 9, 2017

OFFENSE	NY-G	Denv.	Ind.	Tenn.	Buff.	Cin.	Dal.	Sea.
GAMES (Won-Lost)	0-5	3-1	2-3	2-3	3-2	2-3	2-3	3-2
FIRST DOWNS	90	85	85	86	81	90	101	94
Rushing	20	30	30	28	28	25	35	28
Passing	64	46	46	49	48	55	58	60
Penalty	6	9	9	9	5	10	8	6
YDS GAINED (tot)	1632	1365	1510	1543	1358	1555	1781	1688
Avg per Game	326.4	341.3	302.0	308.6	271.6	311.0	356.2	337.6
RUSHING (net)	389	572	500	624	533	420	620	546
Avg per Game	77.8	143.0	100.0	124.8	106.6	84.0	124.0	109.2
Rushes	100	130	149	131	158	133	133	135
Yards per Rush	3.9	4.4	3.4	4.8	3.4	3.2	4.7	4.0
PASSING (net)	1243	793	1010	919	825	1135	1161	1142
Avg per Game	248.6	198.3	202.0	183.8	165.0	227.0	232.2	228.4
Passes Att.	202	126	145	152	136	159	179	179
Completed	137	79	86	91	85	104	112	111
Pct Completed	67.8	62.7	59.3	59.9	62.5	65.4	62.6	62.0
Yards Gained	1338	888	1125	954	910	1220	1192	1222
Sacked	13	13	18	10	18	15	7	13
Yards Lost	95	95	115	35	85	85	31	80
Had intercepted	5	4	5	5	2	6	4	4
Yards Opp Ret	33	44	140	47	62	95	151	98
Opp TDs on Int	0	0	3	1	0	0	2	0
PUNTS	28	15	30	28	28	26	20	28
Avg Yards	43.6	44.6	45.5	51.8	45.9	46.9	43.9	44.4
PUNT RETURNS	7	11	12	11	10	24	8	8
Avg Return	6.9	11.1	3.2	11.6	9.8	9.2	7.6	6.1
Returned for TD	0	0	0	0	0	0	0	0
KICKOFF RETURNS	11	6	8	10	6	8	7	7
Avg Return	20.7	25.7	20.3	19.4	21.8	23.9	23.3	23.7
Returned for TD	0	0	0	0	0	0	0	0
PENALTIES	34	27	35	34	34	37	33	41
Yards Penalized	309	242	282	329	289	316	310	304
FUMBLES BY	5	6	12	3	4	8	4	6
Fumbles Lost	1	2	3	3	0	5	3	1
Opp Fumbles	5	0	6	9	8	3	5	7
Opp Fum Lost	2	0	1	2	2	0	2	4
POSS. TIME (avg)	27:35	32:38	30:24	28:28	28:40	30:15	29:45	29:42
TOUCHDOWNS	10	11	10	11	8	9	15	12
Rushing	2	3	8	7	1	1	4	2
Passing	8	7	2	4	6	7	11	8
Returns	0	1	0	0	1	1	0	2
EXTRA-PT KICKS	8/8	11/11	8/9	11/11	8/8	9/9	14/14	9/10
2-PT CONVERSIONS	0/2	0/0	0/1	0/0	0/0	0/0	0/1	1/2
FIELD GOALS/FGA	4/5	7/10	9/10	11/12	11/12	7/8	7/7	9/10
POINTS SCORED	82	98	97	110	89	84	125	110
DEFENSE	NY-G	Denv.	Ind.	Tenn.	Buff.	Cin.	Dal.	Sea.
POINTS ALLOWED	122	74	159	142	74	83	132	87
OPP FIRST DOWNS	99	60	106	111	94	86	110	95
Rushing	40	9	26	30	29	26	33	28
Passing	53	45	70	75	54	45	64	52
Penalty	6	6	10	6	11	15	13	15
OPP YARDS GAINED	1819	1043	1987	1725	1612	1314	1699	1650
Avg per Game	363.8	260.8	397.4	345.0	322.4	262.8	339.8	330.0
OPP RUSHING(net)	695	203	517	550	438	516	590	636
Avg per Game	139.0	50.8	103.4	110.0	87.6	103.2	118.0	127.2
Rushes	154	84	134	149	122	135	128	129
Yards per Rush	4.5	2.4	3.9	3.7	3.6	3.8	4.6	4.9
OPP PASSING(net)	1124	840	1470	1175	1174	798	1109	1014
Avg per Game	224.8	210.0	294.0	235.0	234.8	159.6	221.8	202.8
Passes Att.	173	144	185	176	189	162	183	177
Completed	103	93	113	108	116	93	120	101
Pct Completed	59.5	64.6	61.1	61.4	61.4	57.4	65.6	57.1
Sacked	8	10	11	8	12	18	16	11
Yards Lost	32	52	70	58	70	110	143	66
INTERCEPTED BY	1	4	6	4	8	4	2	5
Yards Returned	0	126	101	31	90	94	25	83
Returned for TD	0	1	0	0	0	1	0	1
OPP PUNT RETURNS	10	6	6	15	15	16	8	12
Avg return	16.1	7.3	3.5	6.1	5.7	9.6	5.6	7.6
OPP KICKOFF RET	10	5	9	8	11	7	10	12
Avg return	20.4	25.2	17.6	26.9	26.2	21.4	24.7	19.4
OPP TOUCHDOWNS	13	8	18	17	6	8	15	8
Rushing	2	0	6	3	4	3	2	4
Passing	10	8	8	12	2	5	11	4
Returns	1	0	4	2	0	0	2	0

WEEK 5 / THROUGH MONDAY, OCTOBER 9, 2017

OFFENSE	NFL/Avg
GAMES (Won-Lost)	---
FIRST DOWNS	93.9
Rushing	26.9
Passing	57.5
Penalty	9.6
YDS GAINED (tot)	1607.2
Avg per Game	334.0
RUSHING (net)	517.5
Avg per Game	107.5
Rushes	126.7
Yards per Rush	4.1
PASSING (net)	1089.7
Avg per Game	226.4
Passes Att.	164.8
Completed	104.4
Pct Completed	63.4
Yards Gained	1168.9
Sacked	12.2
Yards Lost	79.2
Had intercepted	3.8
Yards Opp Ret	62.0
Opp TDs on Int	0.4
PUNTS	22.7
Avg Yards	46.0
PUNT RETURNS	10.0
Avg Return	8.3
Returned for TD	0.1
KICKOFF RETURNS	8.2
Avg Return	21.8
Returned for TD	0.0
PENALTIES	33.9
Yards Penalized	285.9
FUMBLES BY	6.1
Fumbles Lost	2.5
Opp Fumbles	6.1
Opp Fum Lost	2.5
POSS. TIME (avg)	30:00
TOUCHDOWNS	11.5
Rushing	3.4
Passing	7.3
Returns	0.8
EXTRA POINTS(tot)	95%
Kicks Made/2Pt	25%
FIELD GOALS/FGA	9/*
POINTS SCORED	105.3

DEFENSE	NFL/Avg
POINTS ALLOWED	105.3
OPP FIRST DOWNS	93.9
Rushing	26.9
Passing	57.5
Penalty	9.6
OPP YARDS GAINED	1607.2
Avg per Game	334.0
OPP RUSHING(net)	517.5
Avg per Game	107.5
Rushes	126.7
Yards per Rush	4.1
OPP PASSING(net)	1089.7
Avg per Game	226.4
Passes Att.	164.8
Completed	104.4
Pct Completed	63.4
Sacked	12.2
Yards Lost	79.2
INTERCEPTED BY	3.8
Yards Returned	62.0
Returned for TD	0.4
OPP PUNT RETURNS	10.0
Avg return	8.3
OPP KICKOFF RET	8.2
Avg return	21.8
OPP TOUCHDOWNS	11.5
Rushing	3.4
Passing	7.3
Returns	0.8

WEEK 5 / THROUGH MONDAY, OCTOBER 9, 2017

TEAM RANKINGS

American Football Conference

Offense Defense

	Total	Rush	Pass	Total	Rush	Pass
Balt.	13	5	15	9	10	5
Buff.	15	8	13	6	4	12
Cin.	9	14	6	2	6	2
Cleve.	8	13	5	4	3	10
Denver	5	3	9	*1	*1	6
Hou.	4	4	7	7	5	8
Ind.	11	9	8	15	7	15
Jax	7	*1	14	8	15	3
K.C.	2	2	3	14	9	14
L.A.-C	3	15	2	12	16	4
Miami	16	16	16	5	2	11
N.E.	*1	10	*1	16	11	16
Jets	12	7	10	13	14	7
Oak.	14	11	11	11	12	9
Pitt.	6	12	4	3	13	*1
Tenn.	10	6	12	10	8	13

National Football Conference

Offense Defense

	Total	Rush	Pass	Total	Rush	Pass
Ariz.	9	16	1	7	8	11
Atl.	2	3	5	5	7	9
Car.	12	9	12	1	3	1
Chi.	15	6	16	2	9	4
Dallas	8	4	11	10	12	6
Det.	16	13	15	9	2	13
G.B.	11	12	8	6	13	2
Rams	3	7	4	11	15	5
Minn.	7	5	9	3	4	10
N.O.	5	11	3	15	10	14
Giants	13	15	7	13	16	8
Phil.	1	1	6	12	1	15
S.F.	14	10	14	14	11	12
Sea.	10	8	13	8	14	3
T.B.	4	14	2	16	5	16
Wash.	6	2	10	4	6	7

National Football League

Offense Defense

	Total	Rush	Pass	Total	Rush	Pass
Ariz.	14	32	2	15	12	21
Atl.	4	8	7	10	11	17
Balt.	28	6	31	16	23	9
Buff.	31	16	29	12	9	23
Car.	18	19	17	3	6	5
Chi.	27	12	28	6	13	8
Cin.	23	28	19	2	15	2
Cleve.	21	25	16	5	5	19
Dallas	10	10	15	19	20T	14
Denver	13	3	24	*1	*1	11
Det.	29	26	23	18	3	27
G.B.	16	22	11	11	22	6
Hou.	12	4	21	13	14	13
Ind.	25	17	22	31	16	30
Jax	20	*1	30	14	31	3
K.C.	2	2	9	27	20T	25
L.A.-C	11	29	6	24	32	4
Rams	5	14	5	20	27	10
Miami	32	31	32	8	4	22
Minn.	9	11	13	7	7	20
N.E.	*1	18	*1	32	24	32
N.O.	7	21	4	29	17	28
Giants	19	30	10	26	29	16
Jets	26	13	25	25	30	12
Oak.	30	23	26	23	25	18
Phil.	3	5	8	22	2	29
Pitt.	17	24	12	4	28	*1
S.F.	22	20	20	28	19	26
Sea.	15	15	18	17	26	7
T.B.	6	27	3	30	8	31
Tenn.	24	9	27	21	18	24
Wash.	8	7	14	9	10	15

T = Tied for position

* = League Leader

WEEK 5 / THROUGH MONDAY, OCTOBER 9, 2017

AFC / TEAM/OFFENSE RANK

Tm	(A)	(B)	(C)	(D)	(E)	(F)	(G)	(H)	(I)	(J)	(K)	(L)	(M)	(N)	(O)	(P)	(Q)
BAL	13	14	5	7	15	15	15	4	9t	5	9t	10	4	14	9	12	13
BUF	15	15	8	13	13	14	3	16	13	6	9t	5	8	9	13	13	5t
CIN	9	10	14	16	6	4	14	10	9t	11	7	7	5	8	8	14	9
CLE	8	12	13	10	5	13	16	6	6	15	4	12	9t	5	6	15	16
DEN	5	9	3	6	9	10	10	12	4	2	9t	3	2	12	10	5	14
HOU	4	6	4	4	7	9	5	15	3	8	3	4	6	3	11	3	1t
IND	11	13	9	14	8	5	12	14	12	4	9t	15	11	10	3	10	8
JAC	7	7	1	3	14	12	8	2	8	13	1t	16	14	11	7	4	10t
KC	2	1	2	1	3	2	1	13	2	1	9t	6	3	13	16	1	5t
LAC	3	3	15	11	2	3	6	1	5	9	5t	9	15	4	12	8t	15
MIA	16	16	16	15	16	16	9	7	16	16	9t	11	7	6	5	16	1t
NE	1	2	10	9	1	1	2	9	1	3	5t	1	12	15	15	2	1t
NYJ	12	5	7	5	10	7	7	11	14t	10	1t	8	9t	7	4	11	10t
OAK	14	8	11	8	11	8	4	8	14t	12	8	14	1	1	2	7	1t
PIT	6	11	12	12	4	6	13	3	7	7	15t	13	16	16	14	8t	10t
TEN	10	4	6	2	12	11	11	5	11	14	15t	2	13	2	1	6	5t

AFC / OPPONENT/DEFENSE RANK

Tm	(A)	(B)	(C)	(D)	(E)	(F)	(G)	(H)	(I)	(J)	(K)	(L)	(M)	(N)	(O)	(P)	(Q)	(R)	(S)
BAL	9	8	10	10	5	7	2	8t	7t	3	9t	2	4	6	11	7	9t	10	11
BUF	6	5	4	4	12	6	3	12	6	8	8	3	15	4	2	1	15t	4	12
CIN	2	1	6	7	2	2	9	3t	3	4	9t	13	8	11	3	2t	11t	8	3t
CLE	4	6	3	2	10	12	12	6	7t	13	1t	10	1	13	13	12	5	15	6
DEN	1	2	1	1	6	4	7	10	1	1	6	6	14	14	5	6	8	3	1
HOU	7	12	5	6	8	13	8	7	4	6	14	16	13	10	7	13	14	5	5
IND	15	15	7	8	15	15	6	13	13	14	15t	1	3	7	14	16	7	16	16
JAC	8	4	15	16	3	3	1	2	7t	11	7	15	2	3	10	2t	11t	1	7
KC	14	14	9	12	14	11	11	5	14t	9	9t	14	9	5	1	10	9t	2	3t
LAC	12	11	16	14	4	5	14	1	12	15	4	12	12	9	9	11	13	12	8
MIA	5	7	2	3	11	10	15t	8t	7t	2	9t	11	5	15	16	4	2	14	15
NE	16	16	11	13	16	16	13	14	16	12	9t	8	6	8	6	14t	3	7	9
NYJ	13	10	14	11	7	8	4	16	11	7	3	9	7	12	12	8	1	11	13
OAK	11	13	12	9	9	14	15t	11	5	16	1t	5	11	2	8	9	6	9	14
PIT	3	3	13	15	1	1	5	3t	2	5	5	7	10	1	4	5	4	6	2
TEN	10	9	8	5	13	9	10	15	14t	10	15t	4	16	16	15	14t	15t	13	10

- (A) Total Yards per Game
- (B) Yards per Play
- (C) Rushing Yards per Game
- (D) Rushing Yards per Attempt
- (E) Passing Net Yards per Game
- (F) Passing Net Yards per Play
- (G) Passing, Percent Had Intercepted
- (H) Sacks per Pass Play
- (I) First Downs per Game
- (J) Third Down Efficiency
- (K) Fourth Down Efficiency
- (L) Punt Return Average
- (M) Kickoff Return Average
- (N) Gross Punting Average
- (O) Net Punting Average
- (P) Points per Game
- (Q) Field Goal Percentage
- Combined Offense/Defense Rank
- (R) Points per Game Differential
- (S) Net Yards per Game Differential

WEEK 5 / THROUGH MONDAY, OCTOBER 9, 2017

NFC / TEAM/OFFENSE RANK

Tm	(A)	(B)	(C)	(D)	(E)	(F)	(G)	(H)	(I)	(J)	(K)	(L)	(M)	(N)	(O)	(P)	(Q)
ARI	9	13	16	16	1	11	10	13	5t	12	7t	16	12	2	15	15	14
ATL	2	1	3	1	5	2	16	8	3t	6	7t	4	6	5	7	4	1t
CAR	12	10	9	15	12	7	14	14	8t	2	16	12	13	9	9	11	6
CHI	15	15	6	5	16	16	15	5	12	10	6	10	9	4	14	16	16
DAL	8	8	4	2	11	9	11t	3	8t	8	4t	9	4	12	10	5	1t
DET	16	16	13	14	15	15	3	16	14t	13	13t	1	16	15	12	6	7t
GB	11	9	12	7	8	12	5	15	2	3	1	5	15	6	4	2t	1t
LAR	3	2	7	12	4	1	7	2	5t	4	7t	15	1	3	2	1	5
MIN	7	7	5	6	9	6	1t	6	10t	5	13t	8	2	16	8	12	9
NO	5	4	11	10	3	5	1t	1	7	9	7t	6t	8	1	1	7	13
NYG	13	11	15	13	7	13	13	9	14t	14	12	11	10	14	16	14	11
PHI	1	6	1	4	6	8	6	11	1	1	2t	2	5	13	13	2t	10
SF	14	14	10	8	14	14	9	12	13	16	4t	6t	11	8	3	13	1t
SEA	10	12	8	9	13	10	11t	10	10t	7	2t	13	3	11	11	9	7t
TB	4	3	14	11	2	4	8	4	3t	15	13t	3	7	7	5	10	15
WAS	6	5	2	3	10	3	4	7	16	11	7t	14	14	10	6	8	12

NFC / OPPONENT/DEFENSE RANK

Tm	(A)	(B)	(C)	(D)	(E)	(F)	(G)	(H)	(I)	(J)	(K)	(L)	(M)	(N)	(O)	(P)	(Q)	(R)	(S)
ARI	7	3	8	3	11	10	7	14	4	10	8t	15	10	2	14	15	13t	15	9
ATL	5	2	7	10	9	3	13	7	12	3	12	14	9	15	7	8t	13t	6t	1
CAR	1	1	3	9	1	1	14	1	2t	4	5t	9	12	6	6	3	8	8	2
CHI	2	4	9	6	4	5	16	6	5t	13	13t	12	6t	14	8	14	9t	16	12
DAL	10	7	12	15	6	4	12	4	14	12	10t	8	14	9	9	16	5t	12	7
DET	9	12	2	1	13	13	1	9	7t	5	4	11	11	5	2	4	1	3	15
GB	6	10	13	11	2	7	8	10	10	7	13t	6	13	11	10	10	2	4	8
LAR	11	9	15	14	5	6	2	2	5t	6	8t	4	4	10	13	12	4	2	6
MIN	3	5	4	2	10	11	6	11	9	1	13t	3	3	3	5	2	12	9	5
NO	15	16	10	12	14	16	3t	5	13	16	1t	7	16	1	3	5	13t	6t	11
NYG	13	13	16	13	8	9	15	15	11	11	7	16	5	12	11	13	3	14	14
PHI	12	15	1	7	15	14	11	13	2t	2	5t	2	8	4	1	6	5t	1	3
SF	14	6	11	5	12	12	10	8	16	15	13t	1	15	16	15	11	13t	13	16
SEA	8	8	14	16	3	2	5	12	7t	8	1t	10	1	13	16	1	11	5	10
TB	16	14	5	4	16	15	9	16	15	14	1t	13	6t	7	4	7	7	10t	13
WAS	4	11	6	8	7	8	3t	3	1	9	10t	5	2	8	12	8t	9t	10t	4

- (A) Total Yards per Game
- (B) Yards per Play
- (C) Rushing Yards per Game
- (D) Rushing Yards per Attempt
- (E) Passing Net Yards per Game
- (F) Passing Net Yards per Play
- (G) Passing, Percent Had Intercepted
- (H) Sacks per Pass Play
- (I) First Downs per Game
- (J) Third Down Efficiency
- (K) Fourth Down Efficiency
- (L) Punt Return Average
- (M) Kickoff Return Average
- (N) Gross Punting Average
- (O) Net Punting Average
- (P) Points per Game
- (Q) Field Goal Percentage
- Combined Offense/Defense Rank
- (R) Points per Game Differential
- (S) Net Yards per Game Differential

WEEK 5 / THROUGH MONDAY, OCTOBER 9, 2017

NFL / TEAM/OFFENSE RANK

Tm	(A)	(B)	(C)	(D)	(E)	(F)	(G)	(H)	(I)	(J)	(K)	(L)	(M)	(N)	(O)	(P)	(Q)
BAL	28	29	6	12	31	31	31	11	22t	14	21t	21	6	27	18	24	24t
BUF	31	31	16	28	29	27	7	32	29	15	21t	9	15	15	26	25t	11t
CIN	23	22	28	31	19	12	30	23	22t	24t	18	12	7	12	16	27	18
CLE	21	26	25	23	16	26	32	15	12	30	7	25	17t	6	11	31	32
DEN	13	21	3	11	24	23	23	27	8	6	21t	5	4	20	22	11	27
HOU	12	17	4	6	21	22	18	31	5	17t	6	6	10	3	23	4	1t
IND	25	28	17	29	22	14	26	30	28	13	21t	31	21	17	6	22	14t
JAC	20	19	1	3	30	25	21	4	17	28	1t	32	26	18	14	5	20t
KC	2	1	2	1	9	3	1t	29	2	5	21t	11	5	24	31	1	11t
LAC	11	10	29	24	6	11	19	2	9t	20	11t	19	29	4	25	19t	29
MIA	32	32	31	30	32	32	22	18	32	32	21t	23	14	7	10	32	1t
NE	1	3	18	22	1	2	4	21	1	10	11t	3	23	30	30	3	1t
NYJ	26	15	13	7	25	19	20	26	30t	23	1t	16	17t	10	8	23	20t
OAK	30	20	23	16	26	21	12	20	30t	26	19	28	1	1	2	16	1t
PIT	17	23	24	26	12	16	27	7	16	16	30t	26	32	32	28	19t	20t
TEN	24	13	9	2	27	24	24t	14	27	29	30t	4	25	2	1	14t	11t
ARI	14	24	32	32	2	17	14	22	9t	21	11t	30	24	8	29	29	28
ATL	4	2	8	4	7	4	29	12	6t	8	11t	8	12	13	13	8	1t
CAR	18	14	19	27	17	9	24t	24	14t	2	30t	22	27	21	17	18	10
CHI	27	27	12	10	28	30	28	8	20	17t	10	18	19	11	27	30	31
DAL	10	11	10	5	15	13	15t	5	14t	11	8t	17	9	25	19	9	1t
DET	29	30	26	25	23	29	5	28	22t	22	21t	1	31	29	21	10	14t
GB	16	12	22	14	11	18	8	25	4	3	1t	10	30	14	7	6t	1t
LAR	5	4	14	20	5	1	10	3	9t	4	11t	29	2	9	4	2	9
MIN	9	9	11	13	13	8	1t	9	18t	7	21t	15	3	31	15	19t	17
NO	7	6	21	18	4	7	1t	1	13	12	11t	13t	16	5	3	12	26
NYG	19	16	30	21	10	20	17	13	22t	24t	20	20	20	28	32	28	23
PHI	3	8	5	9	8	10	9	17	3	1	4t	2	11	26	24	6t	19
SF	22	25	20	15	20	28	13	19	21	31	8t	13t	22	19	5	25t	1t
SEA	15	18	15	17	18	15	15t	16	18t	9	4t	24	8	23	20	14t	14t
TB	6	5	27	19	3	6	11	6	6t	27	21t	7	13	16	9	17	30
WAS	8	7	7	8	14	5	6	10	26	19	11t	27	28	22	12	13	24t

- (A) Total Yards per Game
- (B) Yards per Play
- (C) Rushing Yards per Game
- (D) Rushing Yards per Attempt
- (E) Passing Net Yards per Game
- (F) Passing Net Yards per Play
- (G) Passing, Percent Had Intercepted
- (H) Sacks per Pass Play
- (I) First Downs per Game
- (J) Third Down Efficiency
- (K) Fourth Down Efficiency
- (L) Punt Return Average
- (M) Kickoff Return Average
- (N) Gross Punting Average
- (O) Net Punting Average
- (P) Points per Game
- (Q) Field Goal Percentage

WEEK 5 / THROUGH MONDAY, OCTOBER 9, 2017

NFL / OPPONENT/DEFENSE RANK

Tm	(A)	(B)	(C)	(D)	(E)	(F)	(G)	(H)	(I)	(J)	(K)	(L)	(M)	(N)	(O)	(P)	(Q)	(R)	(S)
BAL	16	13	23	20	9	11	2	15t	13t	4	16t	7	4	14	20	10t	15t	21t	25
BUF	12	8	9	9	23	10	3	23	12	13	14t	11	31	6	6	1	27t	11	28
CIN	2	1	15	12	2	2	14	3t	3	6	16t	24	13	26	7	2t	19t	19	7t
CLE	5	10	5	2	19	26	20	12	13t	23	1t	21	1	28	25	25t	8	31	13
DEN	1	2	1	1	11	7	12	21	1	2	10	15	28	29	10	7	14	5	1
HOU	13	25	14	11	13	27	13	14	7	9	23t	32	27	25	12	28	25t	12	11
IND	31	30	16	13	30	31	8	26	26	24	26t	4	3	18	30	32	11t	32	32
JAC	14	5	31	32	3	3	1	2	13t	16	11t	31	2	4	17	2t	19t	1	17
KC	27	27	20t	27	25	22	18	11	28t	14	16t	27	18	8	3	17	15t	2	7t
LAC	24	22	32	30	4	9	25	1	25	26	7t	23	26	21	14	21	23t	24	20
MIA	8	12	4	3	22	21	30t	15t	13t	3	16t	22	5	31	32	4	2	27	31
NE	32	32	24	29	32	32	23	28	32	18t	16t	19	11	19	11	30t	3	15t	22
NYJ	25	18	30	25	12	12	6	31	24	11	6	20	12	27	21	15	1	23	29
OAK	23	26	25	18	18	28	30t	22	8t	30	1t	14	23	3	13	16	9	20	30
PIT	4	3	28	31	1	1	7	3t	2	7	9	18	20	2	9	6	5	14	3
TEN	21	15	18	10	24	20	17	30	28t	15	26t	13	32	32	31	30t	27t	26	23
ARI	15	7	12	6	21	18	16	27	8t	22	16t	29	19	5	27	27	27t	29	15
ATL	10	6	11	19	17	6	27	13	22	8	28	28	17	24	16	18t	27t	9t	2
CAR	3	4	6	17	5	4	28	5	5t	10	11t	12	22	11	15	9	18	13	4
CHI	6	9	13	14	8	13	30t	10	10t	28	29t	25	14t	23	18	25t	19t	30	19
DAL	19	16	20t	26	14	8	26	8	27	27	23t	10	25	15	19	29	11t	21t	12
DET	18	23	3	4	27	24	4	18	13t	12	7t	17	21	10	2	10t	4	6	26
GB	11	20	22	21	6	15	19	19	20	18t	29t	8	24	17	22	20	6	7	14
LAR	20	19	27	24	10	14	5	6	10t	17	16t	5	9	16	26	23	10	4	10
MIN	7	11	7	5	20	19	15	20	19	1	29t	3	8	7	8	8	25t	15t	9
NO	29	31	17	22	28	30	9t	9	23	32	3t	9	30	1	4	12	27t	9t	18
NYG	26	24	29	23	16	17	29	29	21	25	14t	30	10	20	23	24	7	28	24
PHI	22	29	2	15	29	25	24	25	5t	5	11t	2	16	9	1	13	11t	3	5
SF	28	14	19	8	26	23	22	17	31	31	29t	1	29	30	28	22	27t	25	27
SEA	17	17	26	28	7	5	11	24	13t	20	3t	16	6	22	29	5	23t	8	16
TB	30	28	8	7	31	29	21	32	30	29	3t	26	14t	12	5	14	15t	17t	21
WAS	9	21	10	16	15	16	9t	7	4	21	23t	6	7	13	24	18t	19t	17t	6

- (A) Total Yards per Game
- (B) Yards per Play
- (C) Rushing Yards per Game
- (D) Rushing Yards per Attempt
- (E) Passing Net Yards per Game
- (F) Passing Net Yards per Play
- (G) Passing, Percent Had Intercepted
- (H) Sacks per Pass Play
- (I) First Downs per Game
- (J) Third Down Efficiency
- (K) Fourth Down Efficiency
- (L) Punt Return Average
- (M) Kickoff Return Average
- (N) Gross Punting Average
- (O) Net Punting Average
- (P) Points per Game
- (Q) Field Goal Percentage
- Combined Offense/Defense Rank
- (R) Points per Game Differential
- (S) Net Yards per Game Differential

WEEK 5 / THROUGH MONDAY, OCTOBER 9, 2017**AFC / TOTAL OFFENSE**

Rank	Team	Total	Rushing	Passing	Total	Rushing	Passing
1)	New England	2097	495	1602	419.4	99.0	320.4
2)	Kansas City	2071	781	1290	414.2	156.2	258.0
3)	Los Angeles Chargers	1728	394	1334	345.6	78.8	266.8
4)	Houston	1723	703	1020	344.6	140.6	204.0
5)	Denver	1365	572	793	341.3	143.0	198.3
6)	Pittsburgh	1659	450	1209	331.8	90.0	241.8
7)	Jacksonville	1624	826	798	324.8	165.2	159.6
8)	Cleveland	1603	446	1157	320.6	89.2	231.4
9)	Cincinnati	1555	420	1135	311.0	84.0	227.0
10)	Tennessee	1543	624	919	308.6	124.8	183.8
11)	Indianapolis	1510	500	1010	302.0	100.0	202.0
12)	New York Jets	1504	557	947	300.8	111.4	189.4
13)	Baltimore	1444	652	792	288.8	130.4	158.4
14)	Oakland	1396	453	943	279.2	90.6	188.6
15)	Buffalo	1358	533	825	271.6	106.6	165.0
16)	Miami	925	299	626	231.3	74.8	156.5

AFC / TOTAL DEFENSE

Rank	Team	Total	Rushing	Passing	Total	Rushing	Passing
1)	Denver	1043	203	840	260.8	50.8	210.0
2)	Cincinnati	1314	516	798	262.8	103.2	159.6
3)	Pittsburgh	1381	683	698	276.2	136.6	139.6
4)	Cleveland	1524	383	1141	304.8	76.6	228.2
5)	Miami	1238	302	936	309.5	75.5	234.0
6)	Buffalo	1612	438	1174	322.4	87.6	234.8
7)	Houston	1616	509	1107	323.2	101.8	221.4
8)	Jacksonville	1621	732	889	324.2	146.4	177.8
9)	Baltimore	1643	617	1026	328.6	123.4	205.2
10)	Tennessee	1725	550	1175	345.0	110.0	235.0
11)	Oakland	1756	623	1133	351.2	124.6	226.6
12)	Los Angeles Chargers	1757	806	951	351.4	161.2	190.2
13)	New York Jets	1773	715	1058	354.6	143.0	211.6
14)	Kansas City	1830	590	1240	366.0	118.0	248.0
15)	Indianapolis	1987	517	1470	397.4	103.4	294.0
16)	New England	2236	621	1615	447.2	124.2	323.0

WEEK 5 / THROUGH MONDAY, OCTOBER 9, 2017**NFC / TOTAL OFFENSE**

Rank	Team	Total	Rushing	Passing	Total	Rushing	Passing
1)	Philadelphia	1989	694	1295	397.8	138.8	259.0
2)	Atlanta	1553	503	1050	388.3	125.8	262.5
3)	Los Angeles Rams	1910	554	1356	382.0	110.8	271.2
4)	Tampa Bay	1496	344	1152	374.0	86.0	288.0
5)	New Orleans	1482	376	1106	370.5	94.0	276.5
6)	Washington	1452	520	932	363.0	130.0	233.0
7)	Minnesota	1785	591	1194	357.0	118.2	238.8
8)	Dallas	1781	620	1161	356.2	124.0	232.2
9)	Arizona	1704	259	1445	340.8	51.8	289.0
10)	Seattle	1688	546	1142	337.6	109.2	228.4
11)	Green Bay	1683	458	1225	336.6	91.6	245.0
12)	Carolina	1636	493	1143	327.2	98.6	228.6
13)	New York Giants	1632	389	1243	326.4	77.8	248.6
14)	San Francisco	1593	484	1109	318.6	96.8	221.8
15)	Chicago	1499	585	914	299.8	117.0	182.8
16)	Detroit	1441	438	1003	288.2	87.6	200.6

NFC / TOTAL DEFENSE

Rank	Team	Total	Rushing	Passing	Total	Rushing	Passing
1)	Carolina	1370	399	971	274.0	79.8	194.2
2)	Chicago	1525	501	1024	305.0	100.2	204.8
3)	Minnesota	1546	400	1146	309.2	80.0	229.2
4)	Washington	1245	355	890	311.3	88.8	222.5
5)	Atlanta	1273	372	901	318.3	93.0	225.3
6)	Green Bay	1606	607	999	321.2	121.4	199.8
7)	Arizona	1630	474	1156	326.0	94.8	231.2
8)	Seattle	1650	636	1014	330.0	127.2	202.8
9)	Detroit	1652	373	1279	330.4	74.6	255.8
10)	Dallas	1699	590	1109	339.8	118.0	221.8
11)	Los Angeles Rams	1712	668	1044	342.4	133.6	208.8
12)	Philadelphia	1730	314	1416	346.0	62.8	283.2
13)	New York Giants	1819	695	1124	363.8	139.0	224.8
14)	San Francisco	1832	583	1249	366.4	116.6	249.8
15)	New Orleans	1499	438	1061	374.8	109.5	265.3
16)	Tampa Bay	1585	349	1236	396.3	87.3	309.0

WEEK 5 / THROUGH MONDAY, OCTOBER 9, 2017**NFL / TOTAL OFFENSE**

Rank	Team	Total	Rushing	Passing	Total	Rushing	Passing
1)	New England	2097	495	1602	419.4	99.0	320.4
2)	Kansas City	2071	781	1290	414.2	156.2	258.0
3)	Philadelphia	1989	694	1295	397.8	138.8	259.0
4)	Atlanta	1553	503	1050	388.3	125.8	262.5
5)	Los Angeles Rams	1910	554	1356	382.0	110.8	271.2
6)	Tampa Bay	1496	344	1152	374.0	86.0	288.0
7)	New Orleans	1482	376	1106	370.5	94.0	276.5
8)	Washington	1452	520	932	363.0	130.0	233.0
9)	Minnesota	1785	591	1194	357.0	118.2	238.8
10)	Dallas	1781	620	1161	356.2	124.0	232.2
11)	Los Angeles Chargers	1728	394	1334	345.6	78.8	266.8
12)	Houston	1723	703	1020	344.6	140.6	204.0
13)	Denver	1365	572	793	341.3	143.0	198.3
14)	Arizona	1704	259	1445	340.8	51.8	289.0
15)	Seattle	1688	546	1142	337.6	109.2	228.4
16)	Green Bay	1683	458	1225	336.6	91.6	245.0
17)	Pittsburgh	1659	450	1209	331.8	90.0	241.8
18)	Carolina	1636	493	1143	327.2	98.6	228.6
19)	New York Giants	1632	389	1243	326.4	77.8	248.6
20)	Jacksonville	1624	826	798	324.8	165.2	159.6
21)	Cleveland	1603	446	1157	320.6	89.2	231.4
22)	San Francisco	1593	484	1109	318.6	96.8	221.8
23)	Cincinnati	1555	420	1135	311.0	84.0	227.0
24)	Tennessee	1543	624	919	308.6	124.8	183.8
25)	Indianapolis	1510	500	1010	302.0	100.0	202.0
26)	New York Jets	1504	557	947	300.8	111.4	189.4
27)	Chicago	1499	585	914	299.8	117.0	182.8
28)	Baltimore	1444	652	792	288.8	130.4	158.4
29)	Detroit	1441	438	1003	288.2	87.6	200.6
30)	Oakland	1396	453	943	279.2	90.6	188.6
31)	Buffalo	1358	533	825	271.6	106.6	165.0
32)	Miami	925	299	626	231.3	74.8	156.5

NFL / TOTAL DEFENSE

Rank	Team	Total	Rushing	Passing	Total	Rushing	Passing
1)	Denver	1043	203	840	260.8	50.8	210.0
2)	Cincinnati	1314	516	798	262.8	103.2	159.6
3)	Carolina	1370	399	971	274.0	79.8	194.2
4)	Pittsburgh	1381	683	698	276.2	136.6	139.6
5)	Cleveland	1524	383	1141	304.8	76.6	228.2
6)	Chicago	1525	501	1024	305.0	100.2	204.8
7)	Minnesota	1546	400	1146	309.2	80.0	229.2
8)	Miami	1238	302	936	309.5	75.5	234.0
9)	Washington	1245	355	890	311.3	88.8	222.5
10)	Atlanta	1273	372	901	318.3	93.0	225.3
11)	Green Bay	1606	607	999	321.2	121.4	199.8
12)	Buffalo	1612	438	1174	322.4	87.6	234.8
13)	Houston	1616	509	1107	323.2	101.8	221.4
14)	Jacksonville	1621	732	889	324.2	146.4	177.8
15)	Arizona	1630	474	1156	326.0	94.8	231.2
16)	Baltimore	1643	617	1026	328.6	123.4	205.2
17)	Seattle	1650	636	1014	330.0	127.2	202.8
18)	Detroit	1652	373	1279	330.4	74.6	255.8
19)	Dallas	1699	590	1109	339.8	118.0	221.8
20)	Los Angeles Rams	1712	668	1044	342.4	133.6	208.8
21)	Tennessee	1725	550	1175	345.0	110.0	235.0
22)	Philadelphia	1730	314	1416	346.0	62.8	283.2
23)	Oakland	1756	623	1133	351.2	124.6	226.6
24)	Los Angeles Chargers	1757	806	951	351.4	161.2	190.2
25)	New York Jets	1773	715	1058	354.6	143.0	211.6
26)	New York Giants	1819	695	1124	363.8	139.0	224.8
27)	Kansas City	1830	590	1240	366.0	118.0	248.0
28)	San Francisco	1832	583	1249	366.4	116.6	249.8
29)	New Orleans	1499	438	1061	374.8	109.5	265.3
30)	Tampa Bay	1585	349	1236	396.3	87.3	309.0
31)	Indianapolis	1987	517	1470	397.4	103.4	294.0
32)	New England	2236	621	1615	447.2	124.2	323.0

WEEK 5 / THROUGH MONDAY, OCTOBER 9, 2017

AFC / TAKEAWAYS, GIVEAWAYS

Rank	Team	TAKEAWAYS			GIVEAWAYS			Net Diff
		Int	Fum	Total	Int	Fum	Total	
1)	Jacksonville	10	5	15	4	1	5	= +10
2)	Buffalo	8	2	10	2	0	2	= +8
3)	Kansas City	4	3	7	0	1	1	= +6
4)	Baltimore	9	3	12	6	3	9	= +3
5)	New England	3	2	5	1	2	3	= +2
6t)	Houston	4	3	7	4	4	8	= -1
6t)	Indianapolis	6	1	7	5	3	8	= -1
6t)	New York Jets	6	1	7	4	4	8	= -1
6t)	Oakland	0	4	4	3	2	5	= -1
6t)	Pittsburgh	5	3	8	7	2	9	= -1
11t)	Denver	4	0	4	4	2	6	= -2
11t)	Los Angeles Chargers	2	2	4	5	1	6	= -2
11t)	Miami	0	3	3	4	1	5	= -2
11t)	Tennessee	4	2	6	5	3	8	= -2
15t)	Cincinnati	4	0	4	6	5	11	= -7
15t)	Cleveland	3	3	6	11	2	13	= -7
	Totals	72	37	109	71	36	107	= +2

NFC / TAKEAWAYS, GIVEAWAYS

Rank	Team	TAKEAWAYS			GIVEAWAYS			Net Diff
		Int	Fum	Total	Int	Fum	Total	
1)	Detroit	7	4	11	1	2	3	= +8
2t)	Green Bay	3	6	9	3	2	5	= +4
2t)	New Orleans	4	0	4	0	0	0	= +4
2t)	Seattle	5	4	9	4	1	5	= +4
5t)	Philadelphia	3	5	8	3	3	6	= +2
5t)	Tampa Bay	3	3	6	3	1	4	= +2
7)	Minnesota	4	1	5	0	4	4	= +1
8t)	San Francisco	3	3	6	4	2	6	= 0
8t)	Washington	4	3	7	1	6	7	= 0
10)	Los Angeles Rams	6	3	9	3	7	10	= -1
11t)	Arizona	4	0	4	5	2	7	= -3
11t)	Dallas	2	2	4	4	3	7	= -3
11t)	New York Giants	1	2	3	5	1	6	= -3
14t)	Atlanta	1	1	2	5	1	6	= -4
14t)	Carolina	1	2	3	5	2	7	= -4
16)	Chicago	0	3	3	6	6	12	= -9
	Totals	51	42	93	52	43	95	= -2

NFL / TAKEAWAYS, GIVEAWAYS

Rank	Team	TAKEAWAYS			GIVEAWAYS			Net Diff
		Int	Fum	Total	Int	Fum	Total	
1)	Jacksonville	10	5	15	4	1	5	= +10
2t)	Buffalo	8	2	10	2	0	2	= +8
2t)	Detroit	7	4	11	1	2	3	= +8
4)	Kansas City	4	3	7	0	1	1	= +6
5t)	Green Bay	3	6	9	3	2	5	= +4
5t)	New Orleans	4	0	4	0	0	0	= +4
5t)	Seattle	5	4	9	4	1	5	= +4
8)	Baltimore	9	3	12	6	3	9	= +3
9t)	New England	3	2	5	1	2	3	= +2
9t)	Philadelphia	3	5	8	3	3	6	= +2
9t)	Tampa Bay	3	3	6	3	1	4	= +2
12)	Minnesota	4	1	5	0	4	4	= +1
13t)	San Francisco	3	3	6	4	2	6	= 0
13t)	Washington	4	3	7	1	6	7	= 0
15t)	Houston	4	3	7	4	4	8	= -1
15t)	Indianapolis	6	1	7	5	3	8	= -1
15t)	New York Jets	6	1	7	4	4	8	= -1
15t)	Oakland	0	4	4	3	2	5	= -1
15t)	Pittsburgh	5	3	8	7	2	9	= -1
15t)	Los Angeles Rams	6	3	9	3	7	10	= -1
21t)	Denver	4	0	4	4	2	6	= -2
21t)	Los Angeles Chargers	2	2	4	5	1	6	= -2
21t)	Miami	0	3	3	4	1	5	= -2
21t)	Tennessee	4	2	6	5	3	8	= -2
25t)	Arizona	4	0	4	5	2	7	= -3
25t)	Dallas	2	2	4	4	3	7	= -3
25t)	New York Giants	1	2	3	5	1	6	= -3
28t)	Atlanta	1	1	2	5	1	6	= -4
28t)	Carolina	1	2	3	5	2	7	= -4
30t)	Cincinnati	4	0	4	6	5	11	= -7
30t)	Cleveland	3	3	6	11	2	13	= -7
32)	Chicago	0	3	3	6	6	12	= -9
	Totals	123	79	202	123	79	202	= 0

WEEK 5 / THROUGH MONDAY, OCTOBER 9, 2017**AFC / TEAM/OFFENSE INSIDE THE 20**

Rank	Team	Poss	Pts	TD	TD%	FG	Score	Score%
1)	Kansas City	17	94	11	64.7	6	17	100.0
2)	Oakland	11	61	7	63.6	4	11	100.0
3)	Jacksonville	16	83	10	62.5	5	15	93.8
4)	Houston	18	91	11	61.1	5	16	88.9
5)	Buffalo	12	61	7	58.3	4	11	91.7
6)	Indianapolis	14	69	8	57.1	5	13	92.9
7)	New England	22	107	12	54.5	8	20	90.9
8)	Los Angeles Chargers	15	68	8	53.3	4	12	80.0
9t)	Baltimore	16	73	8	50.0	6	14	87.5
9t)	Cleveland	14	53	7	50.0	1	8	57.1
9t)	Denver	16	74	8	50.0	6	14	87.5
9t)	New York Jets	8	36	4	50.0	3	7	87.5
9t)	Pittsburgh	18	86	9	50.0	8	17	94.4
9t)	Tennessee	12	60	6	50.0	6	12	100.0
15)	Cincinnati	15	57	6	40.0	5	11	73.3
16)	Miami	6	21	2	33.3	3	5	83.3

AFC / OPPONENTS/DEFENSE INSIDE THE 20

Rank	Team	Poss	Pts	TD	TD%	FG	Score	Score%
1)	Oakland	17	65	5	29.4	10	15	88.2
2)	Buffalo	15	58	5	33.3	8	13	86.7
3)	Jacksonville	12	50	5	41.7	5	10	83.3
4t)	Cincinnati	14	60	6	42.9	6	12	85.7
4t)	Los Angeles Chargers	14	60	6	42.9	6	12	85.7
6)	Baltimore	17	70	8	47.1	5	13	76.5
7)	Kansas City	19	88	10	52.6	6	16	84.2
8t)	Houston	15	72	8	53.3	6	14	93.3
8t)	New York Jets	15	64	8	53.3	3	11	73.3
10)	Pittsburgh	12	57	7	58.3	3	10	83.3
11)	Indianapolis	17	79	10	58.8	3	13	76.5
12)	Miami	10	48	6	60.0	2	8	80.0
13)	New England	18	88	11	61.1	4	15	83.3
14)	Denver	8	38	5	62.5	1	6	75.0
15)	Tennessee	19	104	14	73.7	3	17	89.5
16)	Cleveland	14	90	12	85.7	2	14	100.0

WEEK 5 / THROUGH MONDAY, OCTOBER 9, 2017**NFC / TEAM/OFFENSE INSIDE THE 20**

Rank	Team	Poss	Pts	TD	TD%	FG	Score	Score%
1)	Green Bay	19	112	15	78.9	3	18	94.7
2)	Dallas	18	96	12	66.7	4	16	88.9
3)	Detroit	13	66	8	61.5	4	12	92.3
4)	Philadelphia	17	84	10	58.8	5	15	88.2
5)	Chicago	12	52	7	58.3	1	8	66.7
6)	Atlanta	14	68	8	57.1	4	12	85.7
7)	Minnesota	17	79	9	52.9	6	15	88.2
8t)	New York Giants	12	53	6	50.0	4	10	83.3
8t)	Tampa Bay	14	60	7	50.0	4	11	78.6
10)	Los Angeles Rams	23	101	11	47.8	8	19	82.6
11)	New Orleans	15	70	7	46.7	7	14	93.3
12t)	Carolina	16	72	7	43.8	8	15	93.8
12t)	San Francisco	16	68	7	43.8	7	14	87.5
14)	Seattle	14	56	6	42.9	5	11	78.6
15)	Washington	11	43	4	36.4	5	9	81.8
16)	Arizona	16	42	4	25.0	5	9	56.3

NFC / OPPONENTS/DEFENSE INSIDE THE 20

Rank	Team	Poss	Pts	TD	TD%	FG	Score	Score%
1)	Seattle	13	41	3	23.1	7	10	76.9
2)	San Francisco	21	82	8	38.1	9	17	81.0
3)	Minnesota	13	60	5	38.5	8	13	100.0
4)	New Orleans	16	65	7	43.8	6	13	81.3
5)	Philadelphia	13	54	6	46.2	4	10	76.9
6)	New York Giants	17	83	9	52.9	7	16	94.1
7t)	Detroit	15	67	8	53.3	4	12	80.0
7t)	Tampa Bay	15	70	8	53.3	5	13	86.7
9t)	Atlanta	11	51	6	54.5	3	9	81.8
9t)	Washington	11	56	6	54.5	5	11	100.0
11)	Chicago	20	98	11	55.0	7	18	90.0
12)	Dallas	18	86	10	55.6	6	16	88.9
13)	Arizona	15	75	9	60.0	5	14	93.3
14)	Los Angeles Rams	19	96	12	63.2	5	17	89.5
15)	Carolina	11	58	7	63.6	3	10	90.9
16)	Green Bay	13	83	11	84.6	2	13	100.0

WEEK 5 / THROUGH MONDAY, OCTOBER 9, 2017**NFL / TEAM/OFFENSE INSIDE THE 20**

Rank	Team	Poss	Pts	TD	TD%	FG	Score	Score%
1)	Green Bay	19	112	15	78.9	3	18	94.7
2)	Dallas	18	96	12	66.7	4	16	88.9
3)	Kansas City	17	94	11	64.7	6	17	100.0
4)	Oakland	11	61	7	63.6	4	11	100.0
5)	Jacksonville	16	83	10	62.5	5	15	93.8
6)	Detroit	13	66	8	61.5	4	12	92.3
7)	Houston	18	91	11	61.1	5	16	88.9
8)	Philadelphia	17	84	10	58.8	5	15	88.2
9t)	Buffalo	12	61	7	58.3	4	11	91.7
9t)	Chicago	12	52	7	58.3	1	8	66.7
11t)	Atlanta	14	68	8	57.1	4	12	85.7
11t)	Indianapolis	14	69	8	57.1	5	13	92.9
13)	New England	22	107	12	54.5	8	20	90.9
14)	Los Angeles Chargers	15	68	8	53.3	4	12	80.0
15)	Minnesota	17	79	9	52.9	6	15	88.2
16t)	Baltimore	16	73	8	50.0	6	14	87.5
16t)	Cleveland	14	53	7	50.0	1	8	57.1
16t)	Denver	16	74	8	50.0	6	14	87.5
16t)	New York Giants	12	53	6	50.0	4	10	83.3
16t)	New York Jets	8	36	4	50.0	3	7	87.5
16t)	Pittsburgh	18	86	9	50.0	8	17	94.4
16t)	Tampa Bay	14	60	7	50.0	4	11	78.6
16t)	Tennessee	12	60	6	50.0	6	12	100.0
24)	Los Angeles Rams	23	101	11	47.8	8	19	82.6
25)	New Orleans	15	70	7	46.7	7	14	93.3
26t)	Carolina	16	72	7	43.8	8	15	93.8
26t)	San Francisco	16	68	7	43.8	7	14	87.5
28)	Seattle	14	56	6	42.9	5	11	78.6
29)	Cincinnati	15	57	6	40.0	5	11	73.3
30)	Washington	11	43	4	36.4	5	9	81.8
31)	Miami	6	21	2	33.3	3	5	83.3
32)	Arizona	16	42	4	25.0	5	9	56.3

NFL / OPPONENTS/DEFENSE INSIDE THE 20

Rank	Team	Poss	Pts	TD	TD%	FG	Score	Score%
1)	Seattle	13	41	3	23.1	7	10	76.9
2)	Oakland	17	65	5	29.4	10	15	88.2
3)	Buffalo	15	58	5	33.3	8	13	86.7
4)	San Francisco	21	82	8	38.1	9	17	81.0
5)	Minnesota	13	60	5	38.5	8	13	100.0
6)	Jacksonville	12	50	5	41.7	5	10	83.3
7t)	Cincinnati	14	60	6	42.9	6	12	85.7
7t)	Los Angeles Chargers	14	60	6	42.9	6	12	85.7
9)	New Orleans	16	65	7	43.8	6	13	81.3
10)	Philadelphia	13	54	6	46.2	4	10	76.9
11)	Baltimore	17	70	8	47.1	5	13	76.5
12)	Kansas City	19	88	10	52.6	6	16	84.2
13)	New York Giants	17	83	9	52.9	7	16	94.1
14t)	Detroit	15	67	8	53.3	4	12	80.0
14t)	Houston	15	72	8	53.3	6	14	93.3
14t)	New York Jets	15	64	8	53.3	3	11	73.3
14t)	Tampa Bay	15	70	8	53.3	5	13	86.7
18t)	Atlanta	11	51	6	54.5	3	9	81.8
18t)	Washington	11	56	6	54.5	5	11	100.0
20)	Chicago	20	98	11	55.0	7	18	90.0
21)	Dallas	18	86	10	55.6	6	16	88.9
22)	Pittsburgh	12	57	7	58.3	3	10	83.3
23)	Indianapolis	17	79	10	58.8	3	13	76.5
24t)	Arizona	15	75	9	60.0	5	14	93.3
24t)	Miami	10	48	6	60.0	2	8	80.0
26)	New England	18	88	11	61.1	4	15	83.3
27)	Denver	8	38	5	62.5	1	6	75.0
28)	Los Angeles Rams	19	96	12	63.2	5	17	89.5
29)	Carolina	11	58	7	63.6	3	10	90.9
30)	Tennessee	19	104	14	73.7	3	17	89.5
31)	Green Bay	13	83	11	84.6	2	13	100.0
32)	Cleveland	14	90	12	85.7	2	14	100.0

WEEK 5 / THROUGH MONDAY, OCTOBER 9, 2017**AFC / OFFENSE/TEAMS: FIRST DOWNS, THIRD DOWNS, FOURTH DOWNS**

Rank	Team	FIRST DOWNS				THIRD DOWNS			FOURTH DOWNS		
		Total	Rush	Pass	Pen	Made	Att	Pct	Made	Att	Pct
1)	New England	122	29	79	14	28	66	42.4	2	4	50.0
2)	Kansas City	116	34	72	10	30	64	46.9	0	1	0.0
3)	Houston	113	33	62	18	24	63	38.1	2	3	66.7
4)	Denver	85	30	46	9	28	60	46.7	0	2	0.0
5)	Los Angeles Chargers	104	21	68	15	23	61	37.7	1	2	50.0
6)	Cleveland	103	28	55	20	21	67	31.3	5	8	62.5
7)	Pittsburgh	100	28	62	10	26	67	38.8	0	0	---
8)	Jacksonville	98	39	47	12	22	64	34.4	3	3	100.0
9t)	Baltimore	90	36	47	7	25	63	39.7	0	3	0.0
9t)	Cincinnati	90	25	55	10	24	66	36.4	1	3	33.3
11)	Tennessee	86	28	49	9	21	62	33.9	0	0	---
12)	Indianapolis	85	30	46	9	30	75	40.0	0	1	0.0
13)	Buffalo	81	28	48	5	30	77	39.0	0	2	0.0
14t)	New York Jets	76	19	50	7	25	68	36.8	2	2	100.0
14t)	Oakland	76	21	50	5	21	59	35.6	2	7	28.6
16)	Miami	60	14	39	7	12	48	25.0	0	5	0.0
	Totals	1485	443	875	167	390	1030	37.9	18	46	39.1

AFC / DEFENSE/OPPONENTS: FIRST DOWNS, THIRD DOWNS, FOURTH DOWNS

Rank	Team	FIRST DOWNS				THIRD DOWNS			FOURTH DOWNS		
		Total	Rush	Pass	Pen	Made	Att	Pct	Made	Att	Pct
1)	Denver	60	9	45	6	14	54	25.9	3	10	30.0
2)	Pittsburgh	85	35	43	7	23	64	35.9	2	7	28.6
3)	Cincinnati	86	26	45	15	28	78	35.9	1	2	50.0
4)	Houston	90	20	59	11	24	64	37.5	2	3	66.7
5)	Oakland	91	31	56	4	33	71	46.5	0	0	---
6)	Buffalo	94	29	54	11	28	72	38.9	2	5	40.0
7t)	Baltimore	95	33	51	11	22	64	34.4	3	6	50.0
7t)	Cleveland	95	23	63	9	27	64	42.2	0	0	---
7t)	Jacksonville	95	33	52	10	27	68	39.7	1	3	33.3
7t)	Miami	76	14	53	9	14	47	29.8	1	2	50.0
11)	New York Jets	102	34	53	15	27	70	38.6	1	5	20.0
12)	Los Angeles Chargers	103	42	53	8	31	71	43.7	1	4	25.0
13)	Indianapolis	106	26	70	10	30	71	42.3	3	4	75.0
14t)	Kansas City	111	31	66	14	25	64	39.1	2	4	50.0
14t)	Tennessee	111	30	75	6	26	66	39.4	3	4	75.0
16)	New England	123	32	80	11	24	59	40.7	1	2	50.0
	Totals	1523	448	918	157	403	1047	38.5	26	61	42.6

WEEK 5 / THROUGH MONDAY, OCTOBER 9, 2017

NFC / OFFENSE/TEAMS: FIRST DOWNS, THIRD DOWNS, FOURTH DOWNS

Rank	Team	FIRST DOWNS				THIRD DOWNS			FOURTH DOWNS		
		Total	Rush	Pass	Pen	Made	Att	Pct	Made	Att	Pct
1)	Philadelphia	115	37	66	12	39	73	53.4	3	4	75.0
2)	Green Bay	114	30	71	13	31	64	48.4	5	5	100.0
3t)	Atlanta	88	30	52	6	19	44	43.2	1	2	50.0
3t)	Tampa Bay	88	17	63	8	16	45	35.6	0	1	0.0
5t)	Arizona	104	14	74	16	29	78	37.2	3	6	50.0
5t)	Los Angeles Rams	104	29	64	11	31	66	47.0	1	2	50.0
7)	New Orleans	82	21	57	4	20	48	41.7	2	4	50.0
8t)	Carolina	101	36	58	7	34	68	50.0	0	0	---
8t)	Dallas	101	35	58	8	27	64	42.2	6	10	60.0
10t)	Minnesota	94	26	57	11	30	67	44.8	0	4	0.0
10t)	Seattle	94	28	60	6	33	77	42.9	3	4	75.0
12)	Chicago	93	32	49	12	24	63	38.1	4	7	57.1
13)	San Francisco	92	23	61	8	22	74	29.7	6	10	60.0
14t)	Detroit	90	20	62	8	26	70	37.1	0	3	0.0
14t)	New York Giants	90	20	64	6	24	66	36.4	1	7	14.3
16)	Washington	70	19	48	3	19	50	38.0	1	2	50.0
	Totals	1520	417	964	139	424	1017	41.7	36	71	50.7

NFC / DEFENSE/OPPONENTS: FIRST DOWNS, THIRD DOWNS, FOURTH DOWNS

Rank	Team	FIRST DOWNS				THIRD DOWNS			FOURTH DOWNS		
		Total	Rush	Pass	Pen	Made	Att	Pct	Made	Att	Pct
1)	Washington	69	14	46	9	21	50	42.0	2	3	66.7
2t)	Carolina	87	22	59	6	24	63	38.1	3	9	33.3
2t)	Philadelphia	87	15	64	8	20	57	35.1	2	6	33.3
4)	Arizona	91	26	57	8	32	76	42.1	1	2	50.0
5t)	Chicago	93	26	55	12	30	66	45.5	1	1	100.0
5t)	Los Angeles Rams	93	30	56	7	29	72	40.3	3	6	50.0
7t)	Detroit	95	22	64	9	24	62	38.7	1	4	25.0
7t)	Seattle	95	28	52	15	29	71	40.8	0	1	0.0
9)	Minnesota	96	19	66	11	14	55	25.5	1	1	100.0
10)	Green Bay	98	33	59	6	24	59	40.7	5	5	100.0
11)	New York Giants	99	40	53	6	31	73	42.5	2	5	40.0
12)	Atlanta	80	20	52	8	19	51	37.3	4	5	80.0
13)	New Orleans	81	27	47	7	23	48	47.9	0	1	0.0
14)	Dallas	110	33	64	13	29	65	44.6	2	3	66.7
15)	Tampa Bay	91	18	64	9	26	56	46.4	0	3	0.0
16)	San Francisco	117	39	63	15	36	76	47.4	1	1	100.0
	Totals	1482	412	921	149	411	1000	41.1	28	56	50.0

WEEK 5 / THROUGH MONDAY, OCTOBER 9, 2017

NFL / OFFENSE/TEAMS: FIRST DOWNS, THIRD DOWNS, FOURTH DOWNS

Rank	Team	FIRST DOWNS				THIRD DOWNS			FOURTH DOWNS		
		Total	Rush	Pass	Pen	Made	Att	Pct	Made	Att	Pct
1)	New England	122	29	79	14	28	66	42.4	2	4	50.0
2)	Kansas City	116	34	72	10	30	64	46.9	0	1	0.0
3)	Philadelphia	115	37	66	12	39	73	53.4	3	4	75.0
4)	Green Bay	114	30	71	13	31	64	48.4	5	5	100.0
5)	Houston	113	33	62	18	24	63	38.1	2	3	66.7
6t)	Atlanta	88	30	52	6	19	44	43.2	1	2	50.0
6t)	Tampa Bay	88	17	63	8	16	45	35.6	0	1	0.0
8)	Denver	85	30	46	9	28	60	46.7	0	2	0.0
9t)	Los Angeles Chargers	104	21	68	15	23	61	37.7	1	2	50.0
9t)	Arizona	104	14	74	16	29	78	37.2	3	6	50.0
9t)	Los Angeles Rams	104	29	64	11	31	66	47.0	1	2	50.0
12)	Cleveland	103	28	55	20	21	67	31.3	5	8	62.5
13)	New Orleans	82	21	57	4	20	48	41.7	2	4	50.0
14t)	Carolina	101	36	58	7	34	68	50.0	0	0	---
14t)	Dallas	101	35	58	8	27	64	42.2	6	10	60.0
16)	Pittsburgh	100	28	62	10	26	67	38.8	0	0	---
17)	Jacksonville	98	39	47	12	22	64	34.4	3	3	100.0
18t)	Minnesota	94	26	57	11	30	67	44.8	0	4	0.0
18t)	Seattle	94	28	60	6	33	77	42.9	3	4	75.0
20)	Chicago	93	32	49	12	24	63	38.1	4	7	57.1
21)	San Francisco	92	23	61	8	22	74	29.7	6	10	60.0
22t)	Baltimore	90	36	47	7	25	63	39.7	0	3	0.0
22t)	Cincinnati	90	25	55	10	24	66	36.4	1	3	33.3
22t)	Detroit	90	20	62	8	26	70	37.1	0	3	0.0
22t)	New York Giants	90	20	64	6	24	66	36.4	1	7	14.3
26)	Washington	70	19	48	3	19	50	38.0	1	2	50.0
27)	Tennessee	86	28	49	9	21	62	33.9	0	0	---
28)	Indianapolis	85	30	46	9	30	75	40.0	0	1	0.0
29)	Buffalo	81	28	48	5	30	77	39.0	0	2	0.0
30t)	New York Jets	76	19	50	7	25	68	36.8	2	2	100.0
30t)	Oakland	76	21	50	5	21	59	35.6	2	7	28.6
32)	Miami	60	14	39	7	12	48	25.0	0	5	0.0
	Totals	3005	860	1839	306	814	2047	39.8	54	117	46.2

NFL / DEFENSE/OPPONENTS: FIRST DOWNS, THIRD DOWNS, FOURTH DOWNS

Rank	Team	FIRST DOWNS				THIRD DOWNS			FOURTH DOWNS		
		Total	Rush	Pass	Pen	Made	Att	Pct	Made	Att	Pct
1)	Denver	60	9	45	6	14	54	25.9	3	10	30.0
2)	Pittsburgh	85	35	43	7	23	64	35.9	2	7	28.6
3)	Cincinnati	86	26	45	15	28	78	35.9	1	2	50.0
4)	Washington	69	14	46	9	21	50	42.0	2	3	66.7
5t)	Carolina	87	22	59	6	24	63	38.1	3	9	33.3
5t)	Philadelphia	87	15	64	8	20	57	35.1	2	6	33.3
7)	Houston	90	20	59	11	24	64	37.5	2	3	66.7
8t)	Oakland	91	31	56	4	33	71	46.5	0	0	---
8t)	Arizona	91	26	57	8	32	76	42.1	1	2	50.0
10t)	Chicago	93	26	55	12	30	66	45.5	1	1	100.0
10t)	Los Angeles Rams	93	30	56	7	29	72	40.3	3	6	50.0
12)	Buffalo	94	29	54	11	28	72	38.9	2	5	40.0
13t)	Baltimore	95	33	51	11	22	64	34.4	3	6	50.0
13t)	Cleveland	95	23	63	9	27	64	42.2	0	0	---
13t)	Jacksonville	95	33	52	10	27	68	39.7	1	3	33.3
13t)	Miami	76	14	53	9	14	47	29.8	1	2	50.0
13t)	Detroit	95	22	64	9	24	62	38.7	1	4	25.0
13t)	Seattle	95	28	52	15	29	71	40.8	0	1	0.0
19)	Minnesota	96	19	66	11	14	55	25.5	1	1	100.0
20)	Green Bay	98	33	59	6	24	59	40.7	5	5	100.0
21)	New York Giants	99	40	53	6	31	73	42.5	2	5	40.0
22)	Atlanta	80	20	52	8	19	51	37.3	4	5	80.0
23)	New Orleans	81	27	47	7	23	48	47.9	0	1	0.0
24)	New York Jets	102	34	53	15	27	70	38.6	1	5	20.0
25)	Los Angeles Chargers	103	42	53	8	31	71	43.7	1	4	25.0
26)	Indianapolis	106	26	70	10	30	71	42.3	3	4	75.0
27)	Dallas	110	33	64	13	29	65	44.6	2	3	66.7
28t)	Kansas City	111	31	66	14	25	64	39.1	2	4	50.0
28t)	Tennessee	111	30	75	6	26	66	39.4	3	4	75.0
30)	Tampa Bay	91	18	64	9	26	56	46.4	0	3	0.0
31)	San Francisco	117	39	63	15	36	76	47.4	1	1	100.0
32)	New England	123	32	80	11	24	59	40.7	1	2	50.0
	Totals	3005	860	1839	306	814	2047	39.8	54	117	46.2

WEEK 5 / THROUGH MONDAY, OCTOBER 9, 2017

AFC / FIRST-DOWN PLAYS BY TEAMS

Rank	Team	Yds/Play	Plays	Yards
1)	Kansas City	7.70	148	1140
2)	New England	6.90	158	1090
3)	Cincinnati	6.47	140	906
4)	Tennessee	6.03	133	802
5)	Oakland	5.74	118	677
6)	New York Jets	5.20	123	639
7)	Houston	5.18	151	782
8)	Indianapolis	5.07	137	695
9)	Jacksonville	4.96	142	705
10)	Denver	4.94	118	583
11)	Los Angeles Chargers	4.82	139	670
12)	Pittsburgh	4.73	148	700
13)	Cleveland	4.66	144	671
14)	Buffalo	4.44	128	568
15)	Miami	4.14	102	422
16)	Baltimore	4.09	137	561
	TOTAL	5.36	2166	11611

AFC / FIRST-DOWN PLAYS BY OPPONENTS

Rank	Team	Yds/Play	Plays	Yards
1)	Pittsburgh	3.94	130	512
2)	Baltimore	4.40	141	621
3)	Cincinnati	4.52	131	592
4)	Cleveland	4.56	137	625
5)	Miami	4.62	108	499
6)	Oakland	5.09	132	672
7)	New York Jets	5.10	144	734
8)	Denver	5.16	99	511
9)	Buffalo	5.30	141	747
10)	Jacksonville	5.71	147	840
11)	Los Angeles Chargers	5.78	144	833
12)	Kansas City	5.94	149	885
13)	Tennessee	6.13	154	944
14)	Indianapolis	6.42	147	944
15)	Houston	6.74	135	910
16)	New England	7.88	159	1253
	TOTAL	5.52	2198	12122

WEEK 5 / THROUGH MONDAY, OCTOBER 9, 2017

NFC / FIRST-DOWN PLAYS BY TEAMS

Rank	Team	Yds/Play	Plays	Yards
1)	Tampa Bay	6.76	120	811
2)	Los Angeles Rams	6.48	143	926
3)	San Francisco	6.30	141	889
4)	Atlanta	6.03	120	723
5)	New Orleans	5.74	108	620
6)	Dallas	5.45	139	758
7)	Seattle	5.33	141	752
8)	Carolina	5.28	142	750
9)	Washington	5.28	105	554
10)	Green Bay	5.21	144	750
11)	Philadelphia	5.12	156	799
12)	New York Giants	5.06	138	698
13)	Arizona	4.88	152	742
14)	Minnesota	4.59	133	611
15)	Chicago	4.29	135	579
16)	Detroit	3.92	136	533
	TOTAL	5.34	2153	11495

NFC / FIRST-DOWN PLAYS BY OPPONENTS

Rank	Team	Yds/Play	Plays	Yards
1)	Chicago	4.42	132	583
2)	Dallas	4.47	144	644
3)	Detroit	4.72	141	665
4)	Arizona	4.74	141	669
5)	Atlanta	4.84	113	547
6)	Carolina	4.90	125	613
7)	New York Giants	4.98	141	702
8)	Philadelphia	5.01	128	641
9)	Seattle	5.05	138	697
10)	Washington	5.07	107	543
11)	San Francisco	5.23	163	852
12)	Los Angeles Rams	5.62	138	776
13)	Green Bay	5.67	135	766
14)	Tampa Bay	5.84	122	713
15)	Minnesota	6.21	142	882
16)	New Orleans	6.23	111	691
	TOTAL	5.18	2121	10984

WEEK 5 / THROUGH MONDAY, OCTOBER 9, 2017**NFL / FIRST-DOWN PLAYS BY TEAMS**

Rank	Team	Yds/Play	Plays	Yards
1)	Kansas City	7.70	148	1140
2)	New England	6.90	158	1090
3)	Tampa Bay	6.76	120	811
4)	Los Angeles Rams	6.48	143	926
5)	Cincinnati	6.47	140	906
6)	San Francisco	6.30	141	889
7)	Tennessee	6.03	133	802
8)	Atlanta	6.03	120	723
9)	New Orleans	5.74	108	620
10)	Oakland	5.74	118	677
11)	Dallas	5.45	139	758
12)	Seattle	5.33	141	752
13)	Carolina	5.28	142	750
14)	Washington	5.28	105	554
15)	Green Bay	5.21	144	750
16)	New York Jets	5.20	123	639
17)	Houston	5.18	151	782
18)	Philadelphia	5.12	156	799
19)	Indianapolis	5.07	137	695
20)	New York Giants	5.06	138	698
21)	Jacksonville	4.96	142	705
22)	Denver	4.94	118	583
23)	Arizona	4.88	152	742
24)	Los Angeles Chargers	4.82	139	670
25)	Pittsburgh	4.73	148	700
26)	Cleveland	4.66	144	671
27)	Minnesota	4.59	133	611
28)	Buffalo	4.44	128	568
29)	Chicago	4.29	135	579
30)	Miami	4.14	102	422
31)	Baltimore	4.09	137	561
32)	Detroit	3.92	136	533
	TOTAL	5.35	4319	23106

NFL / FIRST-DOWN PLAYS BY OPPONENTS

Rank	Team	Yds/Play	Plays	Yards
1)	Pittsburgh	3.94	130	512
2)	Baltimore	4.40	141	621
3)	Chicago	4.42	132	583
4)	Dallas	4.47	144	644
5)	Cincinnati	4.52	131	592
6)	Cleveland	4.56	137	625
7)	Miami	4.62	108	499
8)	Detroit	4.72	141	665
9)	Arizona	4.74	141	669
10)	Atlanta	4.84	113	547
11)	Carolina	4.90	125	613
12)	New York Giants	4.98	141	702
13)	Philadelphia	5.01	128	641
14)	Seattle	5.05	138	697
15)	Washington	5.07	107	543
16)	Oakland	5.09	132	672
17)	New York Jets	5.10	144	734
18)	Denver	5.16	99	511
19)	San Francisco	5.23	163	852
20)	Buffalo	5.30	141	747
21)	Los Angeles Rams	5.62	138	776
22)	Green Bay	5.67	135	766
23)	Jacksonville	5.71	147	840
24)	Los Angeles Chargers	5.78	144	833
25)	Tampa Bay	5.84	122	713
26)	Kansas City	5.94	149	885
27)	Tennessee	6.13	154	944
28)	Minnesota	6.21	142	882
29)	New Orleans	6.23	111	691
30)	Indianapolis	6.42	147	944
31)	Houston	6.74	135	910
32)	New England	7.88	159	1253
	TOTAL	5.35	4319	23106

WEEK 5 / THROUGH MONDAY, OCTOBER 9, 2017

AFC / KICKOFFS (Receiving Team)

Rank	Team	TotKO	AdjKO	TB	TB%	EZ	EZ%	OB	I20	Avg.Start
1)	Baltimore	23	23	18	78.3	19	82.6	1	0	26.0
2)	Oakland	28	26	17	65.4	24	85.7	0	4	25.7
3)	New York Jets	21	20	13	65.0	17	81.0	0	2	25.6
4)	Denver	18	17	11	64.7	14	77.8	0	2	25.1
5)	Cincinnati	22	22	14	63.6	17	77.3	0	2	25.0
6)	Buffalo	22	22	15	68.2	18	81.8	0	0	24.7
7)	Houston	30	29	21	72.4	27	90.0	0	2	24.5
8)	Indianapolis	35	33	25	75.8	30	85.7	0	2	24.2
9)	New England	29	27	20	74.1	22	75.9	0	3	24.1
10)	Tennessee	30	28	19	67.9	24	80.0	0	3	24.1
11)	Pittsburgh	19	19	11	57.9	14	73.7	0	3	24.1
12)	Kansas City	23	21	8	38.1	19	82.6	0	6	24.0
13)	Cleveland	24	23	16	69.6	20	83.3	0	3	23.3
14)	Miami	16	16	8	50.0	13	81.3	0	4	23.0
15)	Jacksonville	21	20	14	70.0	18	85.7	0	4	22.7
16)	Los Angeles Char	27	27	18	66.7	22	81.5	0	4	21.9
	Totals	388	373	248	66.5	318	85.3	1	44	24.2

AFC / KICKOFFS (Kicking Team)

Rank	Team	TotKO	AdjKO	TB	TB%	EZ	EZ%	OB	I20	Avg.Start
1)	Miami	12	12	5	41.7	8	66.7	0	3	20.7
2)	New York Jets	23	22	16	72.7	21	91.3	0	5	22.7
3)	Baltimore	22	21	15	71.4	17	77.3	0	4	23.3
4)	Cleveland	17	14	10	71.4	10	58.8	0	2	23.6
5)	Kansas City	34	34	24	70.6	30	88.2	0	4	23.7
6)	Indianapolis	24	24	15	62.5	18	75.0	0	5	24.1
7)	Pittsburgh	26	25	15	60.0	21	80.8	0	3	24.2
8)	New England	31	31	14	45.2	22	71.0	0	4	24.5
9)	Cincinnati	21	20	13	65.0	15	71.4	1	1	24.8
10)	Jacksonville	31	30	24	80.0	26	83.9	1	2	25.0
11)	Houston	30	29	20	69.0	26	86.7	0	3	25.1
12)	Tennessee	25	24	16	66.7	22	88.0	0	2	25.1
13)	Oakland	24	24	20	83.3	22	91.7	0	1	25.8
14)	Buffalo	24	23	12	52.2	19	79.2	0	3	26.0
15)	Los Angeles Char	21	20	9	45.0	16	76.2	0	2	26.1
16)	Denver	22	22	16	72.7	18	81.8	0	1	26.1
	Totals	387	375	244	65.1	311	82.9	2	45	24.5

Note: Average team drive start DOES NOT include onside kicks or kickoffs at the end of a half unless either kickoff is returned for a touchdown. All other kickoffs (returned kickoffs, fair catches, touchback and kickoffs out of bounds) are included. Kickoffs resulting in the kicking team retaining possession are not included.

ADJ KO: Adjusted kickoffs are used to compute the Avg. Team Drive Start.

I20: The number of drives that start inside (not including) the 20 yd line.

WEEK 5 / THROUGH MONDAY, OCTOBER 9, 2017

NFC / KICKOFFS (Receiving Team)

Rank	Team	TotKO	AdjKO	TB	TB%	EZ	EZ%	OB	I20	Avg.Start
1)	Los Angeles Rams	28	26	12	46.2	20	71.4	1	4	27.0
2)	New Orleans	19	18	10	55.6	14	73.7	0	1	25.8
3)	Philadelphia	21	21	15	71.4	17	81.0	0	1	25.8
4)	Green Bay	24	24	22	91.7	22	91.7	1	1	25.4
5)	Seattle	22	22	15	68.2	19	86.4	0	2	24.9
6)	Chicago	29	29	15	51.7	20	69.0	0	3	24.5
7)	Washington	20	20	15	75.0	18	90.0	0	3	24.5
8)	Atlanta	22	22	14	63.6	19	86.4	0	5	24.4
9)	Tampa Bay	20	20	14	70.0	16	80.0	0	2	24.4
10)	New York Giants	28	27	17	63.0	22	78.6	0	3	24.2
11)	Dallas	29	29	22	75.9	26	89.7	0	2	24.2
12)	Detroit	23	22	15	68.2	20	87.0	2	5	23.9
13)	Carolina	21	21	14	66.7	16	76.2	0	2	23.9
14)	San Francisco	29	29	15	51.7	20	69.0	1	5	23.7
15)	Minnesota	24	23	11	47.8	21	87.5	1	7	23.6
16)	Arizona	28	28	18	64.3	24	85.7	0	5	22.9
	Totals	387	381	244	64.0	314	82.4	6	51	24.5

NFC / KICKOFFS (Kicking Team)

Rank	Team	TotKO	AdjKO	TB	TB%	EZ	EZ%	OB	I20	Avg.Start
1)	Arizona	22	21	11	52.4	19	86.4	1	4	22.3
2)	Tampa Bay	18	17	13	76.5	16	88.9	0	3	22.8
3)	Washington	21	21	14	66.7	17	81.0	0	2	23.5
4)	Philadelphia	30	29	16	55.2	24	80.0	0	6	23.7
5)	New Orleans	21	19	12	63.2	18	85.7	1	4	23.7
6)	Dallas	27	27	17	63.0	24	88.9	0	7	24.0
7)	Chicago	15	15	11	73.3	14	93.3	0	2	24.2
8)	Atlanta	24	24	18	75.0	22	91.7	0	2	24.3
9)	Detroit	27	27	16	59.3	22	81.5	0	3	24.4
10)	Los Angeles Rams	34	34	25	73.5	29	85.3	1	4	24.5
11)	San Francisco	27	25	21	84.0	26	96.3	0	1	24.6
12)	New York Giants	19	19	8	42.1	11	57.9	1	4	24.6
13)	Seattle	25	24	11	45.8	16	64.0	1	3	24.8
14)	Minnesota	25	24	13	54.2	17	68.0	0	4	24.9
15)	Green Bay	28	28	19	67.9	22	78.6	0	1	25.1
16)	Carolina	25	25	23	92.0	24	96.0	0	0	25.1
	Totals	388	379	248	65.4	321	84.7	5	50	24.2

Note: Average team drive start DOES NOT include onside kicks or kickoffs at the end of a half unless either kickoff is returned for a touchdown. All other kickoffs (returned kickoffs, fair catches, touchback and kickoffs out of bounds) are included. Kickoffs resulting in the kicking team retaining possession are not included.

ADJ KO: Adjusted kickoffs are used to compute the Avg. Team Drive Start.

I20: The number of drives that start inside (not including) the 20 yd line.

WEEK 5 / THROUGH MONDAY, OCTOBER 9, 2017

NFL / KICKOFFS (Receiving Team)

Rank	Team	TotKO	AdjKO	TB	TB%	EZ	EZ%	OB	I20	Avg.Start
1)	Los Angeles Rams	28	26	12	46.2	20	71.4	1	4	27.0
2)	Baltimore	23	23	18	78.3	19	82.6	1	0	26.0
3)	New Orleans	19	18	10	55.6	14	73.7	0	1	25.8
4)	Philadelphia	21	21	15	71.4	17	81.0	0	1	25.8
5)	Oakland	28	26	17	65.4	24	85.7	0	4	25.7
6)	New York Jets	21	20	13	65.0	17	81.0	0	2	25.6
7)	Green Bay	24	24	22	91.7	22	91.7	1	1	25.4
8)	Denver	18	17	11	64.7	14	77.8	0	2	25.1
9)	Cincinnati	22	22	14	63.6	17	77.3	0	2	25.0
10)	Seattle	22	22	15	68.2	19	86.4	0	2	24.9
11)	Buffalo	22	22	15	68.2	18	81.8	0	0	24.7
12)	Chicago	29	29	15	51.7	20	69.0	0	3	24.5
12t)	Houston	30	29	21	72.4	27	90.0	0	2	24.5
14)	Washington	20	20	15	75.0	18	90.0	0	3	24.5
15)	Atlanta	22	22	14	63.6	19	86.4	0	5	24.4
16)	Tampa Bay	20	20	14	70.0	16	80.0	0	2	24.4
17)	New York Giants	28	27	17	63.0	22	78.6	0	3	24.2
18)	Indianapolis	35	33	25	75.8	30	85.7	0	2	24.2
19)	Dallas	29	29	22	75.9	26	89.7	0	2	24.2
20)	New England	29	27	20	74.1	22	75.9	0	3	24.1
21)	Tennessee	30	28	19	67.9	24	80.0	0	3	24.1
22)	Pittsburgh	19	19	11	57.9	14	73.7	0	3	24.1
23)	Kansas City	23	21	8	38.1	19	82.6	0	6	24.0
24)	Detroit	23	22	15	68.2	20	87.0	2	5	23.9
25)	Carolina	21	21	14	66.7	16	76.2	0	2	23.9
26)	San Francisco	29	29	15	51.7	20	69.0	1	5	23.7
27)	Minnesota	24	23	11	47.8	21	87.5	1	7	23.6
28)	Cleveland	24	23	16	69.6	20	83.3	0	3	23.3
29)	Miami	16	16	8	50.0	13	81.3	0	4	23.0
30)	Arizona	28	28	18	64.3	24	85.7	0	5	22.9
31)	Jacksonville	21	20	14	70.0	18	85.7	0	4	22.7
32)	Los Angeles Char	27	27	18	66.7	22	81.5	0	4	21.9
	Totals	775	754	492	65.3	632	83.8	7	95	24.4

Note: Average opponent drive start DOES NOT include inside kicks or kickoffs at the end of a half unless either kickoff is returned for a touchdown. All other kickoffs (returned kickoffs, fair catches, touchback and kickoffs out of bounds) are included. Kickoffs resulting in the kicking team retaining possession are not included.

ADJ KO: Adjusted kickoffs are used to compute the Avg. Team Drive Start.

I20: The number of drives that start inside (not including) the 20 yd line.

WEEK 5 / THROUGH MONDAY, OCTOBER 9, 2017

NFL / KICKOFFS (Kicking Team)

Rank	Team	TotKO	AdjKO	TB	TB%	EZ	EZ%	OB	I20	Avg.Start
1)	Miami	12	12	5	41.7	8	66.7	0	3	20.7
2)	Arizona	22	21	11	52.4	19	86.4	1	4	22.3
3)	New York Jets	23	22	16	72.7	21	91.3	0	5	22.7
4)	Tampa Bay	18	17	13	76.5	16	88.9	0	3	22.8
5)	Baltimore	22	21	15	71.4	17	77.3	0	4	23.3
6)	Washington	21	21	14	66.7	17	81.0	0	2	23.5
7)	Cleveland	17	14	10	71.4	10	58.8	0	2	23.6
8)	Kansas City	34	34	24	70.6	30	88.2	0	4	23.7
9)	Philadelphia	30	29	16	55.2	24	80.0	0	6	23.7
10)	New Orleans	21	19	12	63.2	18	85.7	1	4	23.7
11)	Dallas	27	27	17	63.0	24	88.9	0	7	24.0
12)	Indianapolis	24	24	15	62.5	18	75.0	0	5	24.1
13)	Chicago	15	15	11	73.3	14	93.3	0	2	24.2
14)	Pittsburgh	26	25	15	60.0	21	80.8	0	3	24.2
15)	Atlanta	24	24	18	75.0	22	91.7	0	2	24.3
16)	Detroit	27	27	16	59.3	22	81.5	0	3	24.4
17)	New England	31	31	14	45.2	22	71.0	0	4	24.5
18)	Los Angeles Rams	34	34	25	73.5	29	85.3	1	4	24.5
19)	San Francisco	27	25	21	84.0	26	96.3	0	1	24.6
20)	New York Giants	19	19	8	42.1	11	57.9	1	4	24.6
21)	Seattle	25	24	11	45.8	16	64.0	1	3	24.8
22)	Cincinnati	21	20	13	65.0	15	71.4	1	1	24.8
23)	Minnesota	25	24	13	54.2	17	68.0	0	4	24.9
24)	Jacksonville	31	30	24	80.0	26	83.9	1	2	25.0
25)	Houston	30	29	20	69.0	26	86.7	0	3	25.1
26)	Green Bay	28	28	19	67.9	22	78.6	0	1	25.1
27)	Carolina	25	25	23	92.0	24	96.0	0	0	25.1
28)	Tennessee	25	24	16	66.7	22	88.0	0	2	25.1
29)	Oakland	24	24	20	83.3	22	91.7	0	1	25.8
30)	Buffalo	24	23	12	52.2	19	79.2	0	3	26.0
31)	Los Angeles Char	21	20	9	45.0	16	76.2	0	2	26.1
32)	Denver	22	22	16	72.7	18	81.8	0	1	26.1
	Totals	775	754	492	65.3	632	83.8	7	95	24.4

Note: Average team drive start DOES NOT include inside kicks or kickoffs at the end of a half unless either kickoff is returned for a touchdown. All other kickoffs (returned kickoffs, fair catches, touchback and kickoffs out of bounds) are included. Kickoffs resulting in the kicking team retaining possession are not included.

ADJ KO: Adjusted kickoffs are used to compute the Avg. Team Drive Start.

I20: The number of drives that start inside (not including) the 20 yd line.

WEEK 5 / THROUGH MONDAY, OCTOBER 9, 2017

AFC / SINGLE-GAME HIGHS / PLAYERS

Most Points-- 18, (6 times in Non-Overtime Games)
Passing Yards-- 447, Brady, N.E. at N.O., 9/17, (30-39, 447, 3 td, 0 int)
Longest Pass-- 78, A. Smith, K.C. at N.E., 9/7, (to Hunt, Kareem, td)
Passing Touchdowns-- 5, Brady, N.E. vs. Hou., 9/24, (25-35, 378, 5 td, 0 int)
Passing Touchdowns-- 5, Watson, Hou. vs. K.C., 10/8, (16-31, 261, 5 td, 0 int)
Rushing Yards-- 181, Fournette, Jax at Pitt., 10/8, (28-181, 2 td)
Rushing Attempts-- 35, Bell, Pitt. at Balt., 10/1, (35-144, 2 td)
Longest Rush-- 90, Fournette, Jax at Pitt., 10/8, td
Receptions-- 13, Landry, Miami at LA-C, 9/17, (13-78, 0 td)
Receiving Yards-- 189, Green, Cin. vs. Buff., 10/8, (7-189, 1 td)
Kickoff Return Yards-- 116, Peppers, Clev. vs. Cin., 10/1, (5-116, 0 td)
Kickoff Returns-- 5, Peppers, Clev. vs. Cin., 10/1, (5-116, 0 td)
Kickoff Returns-- 5, Bray, Ind. at Sea., 10/1, (5-83, 0 td)
Longest Kickoff Return-- 49, Patterson, Oak. at Denv., 10/1
Punt Return Yards-- 75, Hill, K.C. at Hou., 10/8, (2-75, 0 fc, 1 td)
Punt Returns-- 5, (3 times in Non-Overtime Games)
Longest Punt Return-- 82, Hill, K.C. at Hou., 10/8, td
Interceptions-- 2, (6 times in Non-Overtime Games)
Longest Interception Return-- 103, Talib, Denv. vs. Dal., 9/17, td
Sacks-- 4.0, Campbell, Jax at Hou., 9/10
Scrimmage Yards-- 246, K. Hunt, K.C. at N.E., 9/7, (Rush 17-148, Rec 5-98)
Longest Punt-- 71, Kern, Tenn. at Miami, 10/8
Punts-- 10, Kern, Tenn. at Miami, 10/8, (10-549, 54.9)
Field Goals Made-- 5, Butker, K.C. at Hou., 10/8, (5-5, 49 lg)
Longest Field Goal-- 58, Gostkowski, N.E. vs. Car., 10/1

NFC / SINGLE-GAME HIGHS / PLAYERS

Most Points-- 23, Zuerlein, LA-R at Dal., 10/1, (0 td, 7 fg, 2 xp, 0 2pt)
Passing Yards-- 373, Wilson, Sea. at Tenn., 9/24, (29-49, 373, 4 td, 0 int)
Longest Pass-- 88, Ryan, Atl. at Chi., 9/10, (to Hooper, Austin, td)
Passing Touchdowns-- 4, (4 times in Non-Overtime Games)
Rushing Yards-- 140, Howard, Chi. vs. Pitt., 9/24 (OT), (23-140, 2 td)
Rushing Yards-- 136, Blount, Phil. at LA-C, 10/1, (16-136, 0 td)
Rushing Attempts-- 29, E. Elliott, Dal. vs. G.B., 10/8, (29-116, 0 td)
Longest Rush-- 70, Morris, Dal. vs. LA-R, 10/1
Receptions-- 13, Fitzgerald, Ariz. vs. Dal., 9/25, (13-149, 1 td)
Receiving Yards-- 175, Dickson, Car. at Det., 10/8, (5-175, 0 td)
Kickoff Return Yards-- 123, Cooper, LA-R at Dal., 10/1, (4-123, 0 td)
Kickoff Returns-- 4, Bolden, S.F. at Ind., 10/8 (OT), (4-59, 0 td)
Kickoff Returns-- 4, (4 times in Non-Overtime Games)
Longest Kickoff Return-- 66, Cooper, LA-R at Dal., 10/1
Punt Return Yards-- 110, Barner, Phil. vs. Ariz., 10/8, (3-110, 1 fc, 0 td)
Punt Returns-- 5, Davis, G.B. vs. Cin., 9/24 (OT), (5-70, 1 fc, 0 td)
Punt Returns-- 5, McCaffrey, Car. vs. Buff., 9/17, (5-30, 1 fc, 0 td)
Longest Punt Return-- 88, Agnew, Det. at NY-G, 9/18, td
Interceptions-- 2, Slay, Det. vs. Atl., 9/24, (2-52, 0 td)
Longest Interception Return-- 82, Bethel, Ariz. at Det., 9/10, td
Sacks-- 3.0, Ansah, Det. at NY-G, 9/18
Sacks-- 3.0, Lawrence, Dal. at Ariz., 9/25
Scrimmage Yards-- 215, Gurley, LA-R at Dal., 10/1, (Rush 23-121, Rec 7-94)
Longest Punt-- 69, O'Donnell, Chi. vs. Atl., 9/10
Punts-- 8, Ryan, Sea. at Tenn., 9/24, (8-388, 48.5)
Punts-- 8, Wing, NY-G vs. LA-C, 10/8, (8-353, 44.1)
Field Goals Made-- 7, Zuerlein, LA-R at Dal., 10/1, (7-7, 49 lg)
Longest Field Goal-- 61, Elliott, Phil. vs. NY-G, 9/24

WEEK 5 / THROUGH MONDAY, OCTOBER 9, 2017

NFL / SINGLE-GAME HIGHS / PLAYERS

Most Points-- 23, Zuerlein, LA-R at Dal., 10/1, (0 td, 7 fg, 2 xp, 0 2pt)
Passing Yards-- 447, Brady, N.E. at N.O., 9/17, (30-39, 447, 3 td, 0 int)
Longest Pass-- 88, Ryan, Atl. at Chi., 9/10, (to Hooper, Austin, td)
Passing Touchdowns-- 5, Brady, N.E. vs. Hou., 9/24, (25-35, 378, 5 td, 0 int)
Passing Touchdowns-- 5, Watson, Hou. vs. K.C., 10/8, (16-31, 261, 5 td, 0 int)
Rushing Yards-- 181, Fournette, Jax at Pitt., 10/8, (28-181, 2 td)
Rushing Attempts-- 35, Bell, Pitt. at Balt., 10/1, (35-144, 2 td)
Longest Rush-- 90, Fournette, Jax at Pitt., 10/8, td
Receptions-- 13, Landry, Miami at LA-C, 9/17, (13-78, 0 td)
Receptions-- 13, Fitzgerald, Ariz. vs. Dal., 9/25, (13-149, 1 td)
Receiving Yards-- 189, Green, Cin. vs. Buff., 10/8, (7-189, 1 td)
Kickoff Return Yards-- 123, Cooper, LA-R at Dal., 10/1, (4-123, 0 td)
Kickoff Returns-- 5, Peppers, Clev. vs. Cin., 10/1, (5-116, 0 td)
Kickoff Returns-- 5, Bray, Ind. at Sea., 10/1, (5-83, 0 td)
Longest Kickoff Return-- 66, Cooper, LA-R at Dal., 10/1
Punt Return Yards-- 110, Barner, Phil. vs. Ariz., 10/8, (3-110, 1 fc, 0 td)
Punt Returns-- 5, Davis, G.B. vs. Cin., 9/24 (OT), (5-70, 1 fc, 0 td)
Punt Returns-- 5, (4 times in Non-Overtime Games)
Longest Punt Return-- 88, Agnew, Det. at NY-G, 9/18, td
Interceptions-- 2, (7 times in Non-Overtime Games)
Longest Interception Return-- 103, Talib, Denv. vs. Dal., 9/17, td
Sacks-- 4.0, Campbell, Jax at Hou., 9/10
Scrimmage Yards-- 246, K. Hunt, K.C. at N.E., 9/7, (Rush 17-148, Rec 5-98)
Longest Punt-- 71, Kern, Tenn. at Miami, 10/8
Punts-- 10, Kern, Tenn. at Miami, 10/8, (10-549, 54.9)
Field Goals Made-- 7, Zuerlein, LA-R at Dal., 10/1, (7-7, 49 lg)
Longest Field Goal-- 61, Elliott, Phil. vs. NY-G, 9/24

WEEK 5 / THROUGH MONDAY, OCTOBER 9, 2017

300-Yard Passing Games

447, Brady, NE at NO 09/17 (30-39, 3 TD)
378, Brady, NE vs. HOU 09/24 (25-35, 5 TD)
373, Wilson, SEA at TEN 09/24 (29-49, 4 TD)
369, Keenum, MIN vs. TB 09/24 (25-33, 3 TD)
368, A. Smith, KC at NE 09/07 (28-35, 4 TD)
366, Manning, NYG at PHI 09/24 (35-47, 3 TD)
365, Cousins, WAS vs. OAK 09/24 (25-30, 3 TD)
357, Palmer, ARI vs. SF 10/01 (ot) (33-51, 1 TD)
356, Brees, NO vs. NE 09/17 (27-45, 2 TD)
355, Newton, CAR at DET 10/08 (26-33, 3 TD)
353, Hoyer, SF at IND 10/08 (ot) (29-46, 2 TD)
347, Rivers, LAC vs. PHI 10/01 (22-38, 2 TD)
346, Bradford, MIN vs. NO 09/11 (27-32, 3 TD)
343, A. Rodgers, GB at ATL 09/17 (33-50, 2 TD)
334, Winston, TB vs. NE 10/05 (26-46, 1 TD)
333, Wentz, PHI at KC 09/17 (25-46, 2 TD)
332, Palmer, ARI at IND 09/17 (ot) (19-36, 1 TD)
332, Winston, TB vs. NYG 10/01 (22-38, 3 TD)
332, Hoyer, SF vs. LAR 09/21 (23-37, 2 TD)
331, Rivers, LAC vs. MIA 09/17 (31-39, 1 TD)
328, Dalton, CIN vs. BUF 10/08 (22-36, 1 TD)
328, Winston, TB at MIN 09/24 (28-40, 2 TD)
325, Palmer, ARI vs. DAL 09/25 (29-48, 2 TD)
324, A. Smith, KC at HOU 10/08 (29-37, 3 TD)
321, Ryan, ATL at CHI 09/10 (21-30, 1 TD)
316, Newton, CAR at NE 10/01 (22-29, 3 TD)
314, Brissett, IND vs. SF 10/08 (ot) (22-34, 0 TD)
313, A. Rodgers, GB vs. CIN 09/24 (ot) (28-42, 3 TD)
312, Roethlisberger, PIT vs. JAX 10/08 (33-55, 0 TD)
311, A. Rodgers, GB vs. SEA 09/10 (28-42, 1 TD)
307, Brady, NE vs. CAR 10/01 (32-45, 2 TD)
307, Wentz, PHI at WAS 09/10 (26-39, 2 TD)
306, Goff, LAR vs. IND 09/10 (21-29, 1 TD)
304, Wentz, PHI vs. ARI 10/08 (21-30, 4 TD)
303, Brady, NE at TB 10/05 (30-40, 1 TD)
301, Glennon, CHI at TB 09/17 (31-45, 1 TD)
301, Watson, HOU at NE 09/24 (22-33, 2 TD)

WEEK 5 / THROUGH MONDAY, OCTOBER 9, 2017

100-Yard Receiving Games

189, Green, CIN vs. BUF 10/08 (7 rec., 1 TD)
182, Brown, PIT at CLE 09/10 (11 rec., 0 TD)
177, Hilton, IND vs. SF 10/08 (ot) (7 rec., 0 TD)
175, Dickson, CAR at DET 10/08 (5 rec., 0 TD)
173, Diggs, MIN vs. TB 09/24 (8 rec., 2 TD)
157, Brown, PIT vs. JAX 10/08 (10 rec., 0 TD)
157, Thielen, MIN vs. NO 09/11 (9 rec., 0 TD)
153, Hilton, IND vs. CLE 09/24 (7 rec., 1 TD)
150, C. Thompson, WAS vs. OAK 09/24 (6 rec., 1 TD)
149, Fitzgerald, ARI vs. DAL 09/25 (13 rec., 1 TD)
142, Garcon, SF vs. LAR 09/21 (7 rec., 0 TD)
138, Allen, LAC vs. PHI 10/01 (5 rec., 0 TD)
133, Shepard, NYG at PHI 09/24 (7 rec., 1 TD)
133, Wallace, BAL at OAK 10/08 (3 rec., 0 TD)
133, Hill, KC at NE 09/07 (7 rec., 1 TD)
131, Cooks, NE vs. HOU 09/24 (5 rec., 2 TD)
128, Hooper, ATL at CHI 09/10 (2 rec., 1 TD)
122, Allison, GB vs. CIN 09/24 (ot) (6 rec., 0 TD)
120, Nelson, ARI at IND 09/17 (ot) (5 rec., 1 TD)
116, Gronkowski, NE at NO 09/17 (6 rec., 1 TD)
116, Goodwin, SF at IND 10/08 (ot) (5 rec., 0 TD)
115, Ty. Williams, LAC vs. PHI 10/01 (5 rec., 1 TD)
112, C. Clay, BUF at ATL 10/01 (5 rec., 0 TD)
111, Kelce, KC vs. WAS 10/02 (7 rec., 1 TD)
111, Green, CIN at GB 09/24 (ot) (10 rec., 1 TD)
110, Brown, PIT at CHI 09/24 (ot) (10 rec., 1 TD)
108, Woods, LAR at SF 09/21 (6 rec., 0 TD)
108, Ju. Jones, ATL vs. GB 09/17 (5 rec., 0 TD)
107, Tate, DET vs. ARI 09/10 (10 rec., 0 TD)
107, Hopkins, HOU vs. TEN 10/01 (10 rec., 1 TD)
106, Jackson, TB vs. NE 10/05 (5 rec., 0 TD)
106, Watkins, LAR at SF 09/21 (6 rec., 2 TD)
105, Baldwin, SEA at TEN 09/24 (10 rec., 1 TD)
105, Ja. Brown, ARI vs. SF 10/01 (ot) (8 rec., 0 TD)
105, Benjamin, LAC vs. KC 09/24 (5 rec., 0 TD)
104, Benjamin, CAR at NE 10/01 (4 rec., 0 TD)
103, Kelce, KC vs. PHI 09/17 (8 rec., 1 TD)
101, McCaffrey, CAR vs. NO 09/24 (9 rec., 0 TD)
100, Allen, LAC vs. MIA 09/17 (9 rec., 0 TD)
100, Amendola, NE vs. KC 09/07 (6 rec., 0 TD)

WEEK 5 / THROUGH MONDAY, OCTOBER 9, 2017

100-Yard Rushing Games

181, Fournette, JAX at PIT 10/08 (28 att., 2 TD)
172, K. Hunt, KC at LAC 09/24 (17 att., 1 TD)
163, Powell, NYJ vs. JAX 10/01 (ot) (21 att., 1 TD)
148, K. Hunt, KC at NE 09/07 (17 att., 1 TD)
144, Bell, PIT at BAL 10/01 (35 att., 2 TD)
140, Howard, CHI vs. PIT 09/24 (ot) (23 att., 2 TD)
136, Blount, PHI at LAC 10/01 (16 att., 0 TD)
127, Cook, MIN vs. NO 09/11 (22 att., 0 TD)
125, A. Jones, GB at DAL 10/08 (19 att., 1 TD)
124, Hyde, SF at SEA 09/17 (15 att., 0 TD)
122, Ajayi, MIA at LAC 09/17 (28 att., 0 TD)
121, Gurley, LAR at DAL 10/01 (23 att., 0 TD)
118, C. Anderson, DEN vs. DAL 09/17 (25 att., 1 TD)
116, E. Elliott, DAL vs. GB 10/08 (29 att., 0 TD)
115, Murray, TEN vs. SEA 09/24 (14 att., 1 TD)
113, Gurley, LAR at SF 09/21 (28 att., 2 TD)
110, McCoy, BUF vs. NYJ 09/10 (22 att., 0 TD)
107, K. Hunt, KC at HOU 10/08 (29 att., 0 TD)
106, Freeman, ATL at DET 09/24 (21 att., 1 TD)
105, Gordon, LAC at NYG 10/08 (20 att., 0 TD)
104, E. Elliott, DAL vs. NYG 09/10 (24 att., 0 TD)
101, K. Hunt, KC vs. WAS 10/02 (21 att., 0 TD)
100, Fournette, JAX at HOU 09/10 (26 att., 1 TD)

WEEK 5 / THROUGH MONDAY, OCTOBER 9, 2017**AFC / LEADING PASSERS**

Player, Team	Att	Comp	Pct		Avg		Pct			Pct Rating	
			Comp	Yds	Gain	TD	TD	Long	Int	Int	Points
A. Smith, K.C.	158	121	76.6	1391	8.80	11	7.0	78t	0	0.0	125.8
Brady, N.E.	195	133	68.2	1702	8.73	11	5.6	54	1	0.5	112.0
Carr, Oak.	109	74	67.9	753	6.91	7	6.4	64t	2	1.8	101.2
*Watson, Hou.	145	90	62.1	1072	7.39	12	8.3	48t	4	2.8	100.7
Taylor, Buf.	136	85	62.5	910	6.69	6	4.4	47	2	1.5	90.6
McCown, NY-J	147	105	71.4	1020	6.94	5	3.4	69t	4	2.7	90.5
Siemian, Den.	126	79	62.7	888	7.05	7	5.6	44	4	3.2	89.0
Dalton, Cin.	159	104	65.4	1220	7.67	7	4.4	77t	6	3.8	87.5
Rivers, LA-C	194	116	59.8	1365	7.04	9	4.6	75t	5	2.6	86.0
Brissett, Ind.	127	77	60.6	997	7.85	2	1.6	63	3	2.4	80.7
Mariota, Ten.	110	66	60.0	792	7.20	3	2.7	55t	3	2.7	79.8
Bortles, Jac.	135	74	54.8	827	6.13	7	5.2	35	4	3.0	78.2
Roethlisberger, Pit.	195	120	61.5	1269	6.51	6	3.1	51	7	3.6	75.8
Cutler, Mia.	131	82	62.6	706	5.39	3	2.3	31	3	2.3	74.8
Flacco, Bal.	144	92	63.9	823	5.72	4	2.8	54	6	4.2	71.0
*Kizer, Cle.	159	81	50.9	851	5.35	3	1.9	38	9	5.7	49.5

AFC / LEADING PASSERS, RANKS

Player, Team	Att	Comp	Pct		Avg		Pct			Pct Rating	
			Comp	Yds	Gain	TD	TD	Long	Int	Int	Points
A. Smith, K.C.	6	2	1	2	1	2t	2		1	1	1
Brady, N.E.	1t	1	3	1	2	2t	4		2	2	2
Carr, Oak.	16	14t	4	15	10	5t	3		3t	4	3
*Watson, Hou.	8	8	10	6	5	1	1		8t	10	4
Taylor, Buf.	10	9	9	9	11	9t	8		3t	3	5
McCown, NY-J	7	5	2	7	9	11	10		8t	8	6
Siemian, Den.	14	12	7	10	7	5t	5		8t	12	7
Dalton, Cin.	4t	6	5	5	4	5t	9		13t	14	8
Rivers, LA-C	3	4	14	3	8	4	7		12	7	9
Brissett, Ind.	13	13	12	8	3	17	16		5t	6	10
Mariota, Ten.	15	16	13	14	6	13t	13		5t	9	11
Bortles, Jac.	11	14t	15	12	13	5t	6		8t	11	12
Roethlisberger, Pit.	1t	3	11	4	12	9t	11		15	13	13
Cutler, Mia.	12	10	8	16	15	13t	14		5t	5	14
Flacco, Bal.	9	7	6	13	14	12	12		13t	15	15
*Kizer, Cle.	4t	11	16	11	16	13t	15		16	16	16

WEEK 5 / THROUGH MONDAY, OCTOBER 9, 2017**AFC / FOURTH-QUARTER PASSING LEADERS**

Rank	Player, Team	Att	Comp	Comp%	Yards	YPA	TD	TD%	Int	Int%	Rating
1)	A. Smith, K.C.	38	26	68.4	369	9.71	3	7.9	0	0.0	125.9
2)	Hogan, Cle.	16	11	68.8	153	9.56	1	6.3	0	0.0	120.1
3)	Bortles, Jac.	19	14	73.7	167	8.79	1	5.3	0	0.0	117.7
4)	Carr, Oak.	33	24	72.7	195	5.91	2	6.1	0	0.0	107.5
5)	Brady, N.E.	48	32	66.7	364	7.58	2	4.2	0	0.0	103.1
6)	Rivers, LA-C	68	42	61.8	418	6.15	4	5.9	0	0.0	98.8
7)	*Watson, Hou.	48	27	56.3	421	8.77	4	8.3	2	4.2	95.9
8)	Cutler, Mia.	50	33	66.0	326	6.52	2	4.0	1	2.0	89.3
9)	Mariota, Ten.	23	12	52.2	148	6.43	1	4.3	0	0.0	86.9
10)	Brissett, Ind.	23	13	56.5	207	9.00	0	0.0	0	0.0	86.7
11)	Taylor, Buf.	30	21	70.0	173	5.77	0	0.0	1	3.3	70.6
12)	McCown, NY-J	34	22	64.7	251	7.38	2	5.9	3	8.8	69.6
13)	Dalton, Cin.	36	20	55.6	205	5.69	0	0.0	1	2.8	60.5
14)	Roethlisberger, Pit.	45	30	66.7	324	7.20	0	0.0	3	6.7	59.9
15)	Flacco, Bal.	36	24	66.7	184	5.11	0	0.0	2	5.6	55.8
16)	*Kizer, Cle.	57	26	45.6	284	4.98	2	3.5	3	5.3	50.6
17)	Manuel, Oak.	23	12	52.2	123	5.35	0	0.0	1	4.3	49.7
18)	Siemian, Den.	21	11	52.4	152	7.24	0	0.0	2	9.5	36.3
19)	Cassel, Ten.	13	6	46.2	48	3.69	0	0.0	2	15.4	16.3

AFC / THIRD-DOWN PASSING LEADERS

Rank	Player, Team	Att	Comp	Comp%	Yards	YPA	TD	TD%	Int	Int%	Rating
1)	Brady, N.E.	48	32	66.7	403	8.40	4	8.3	0	0.0	120.4
2)	A. Smith, K.C.	39	30	76.9	332	8.51	2	5.1	0	0.0	118.8
3)	Siemian, Den.	40	27	67.5	322	8.05	4	10.0	1	2.5	114.8
4)	*Watson, Hou.	30	18	60.0	173	5.77	2	6.7	0	0.0	98.3
5)	Taylor, Buf.	45	30	66.7	275	6.11	3	6.7	2	4.4	86.8
6)	McCown, NY-J	47	34	72.3	405	8.62	2	4.3	3	6.4	85.9
7)	Flacco, Bal.	34	19	55.9	200	5.88	1	2.9	0	0.0	83.0
8)	Cutler, Mia.	34	20	58.8	153	4.50	1	2.9	0	0.0	79.7
9)	Brissett, Ind.	44	26	59.1	303	6.89	1	2.3	1	2.3	78.1
10)	Carr, Oak.	30	18	60.0	167	5.57	1	3.3	1	3.3	72.5
11)	Dalton, Cin.	42	22	52.4	273	6.50	2	4.8	3	7.1	58.9
12)	Mariota, Ten.	36	18	50.0	219	6.08	0	0.0	1	2.8	57.5
13)	Rivers, LA-C	53	31	58.5	394	7.43	1	1.9	4	7.5	56.6
14)	Roethlisberger, Pit.	51	28	54.9	259	5.08	3	5.9	4	7.8	55.9
15)	Bortles, Jac.	43	18	41.9	189	4.40	1	2.3	1	2.3	53.3
16)	*Kizer, Cle.	41	19	46.3	238	5.80	0	0.0	4	9.8	25.3

WEEK 5 / THROUGH MONDAY, OCTOBER 9, 2017**AFC / LEADING RUSHERS**

Rank	Player, Team	Att	Yards	Avg	Long	TD
1)	*K. Hunt, K.C.	97	609	6.3	69t	4
2)	*Fournette, Jac.	109	466	4.3	90t	5
3)	Bell, Pit.	102	371	3.6	21	3
4)	L. Miller, Hou.	83	331	4.0	19	1
5)	C. Anderson, Den.	73	330	4.5	40	1
6)	McCoy, Buf.	87	279	3.2	27	0
7t)	Gordon, LA-C	74	273	3.7	21	2
7t)	Murray, Ten.	56	273	4.9	75t	1
9t)	Ajayi, Mia.	76	261	3.4	20	0
9t)	Collins, Bal.	37	261	7.1	50	0
11)	Gillislee, N.E.	69	246	3.6	16	4
12)	Powell, NY-J	51	240	4.7	75t	2
13)	Gore, Ind.	75	239	3.2	21	2
14)	Allen, Bal.	66	232	3.5	37	1
15t)	Crowell, Cle.	62	194	3.1	17	0
15t)	Lynch, Oak.	57	194	3.4	14	2
17t)	Henry, Ten.	43	187	4.3	25	1
17t)	*Mixon, Cin.	67	187	2.8	20	1
19)	*Watson, Hou. (QB)	22	179	8.1	49t	2
20)	*McGuire, NY-J	34	176	5.2	69t	1
21)	Charles, Den.	33	175	5.3	19	1
22)	Ivory, Jac.	38	159	4.2	19	0
23)	*Foreman, Hou.	38	148	3.9	25	0
24)	West, Bal.	39	138	3.5	13	2
25)	Tolbert, Buf.	37	135	3.6	16	1
26)	Richard, Oak.	24	128	5.3	52t	1
27)	*Kizer, Cle. (QB)	28	126	4.5	18	2
28)	Taylor, Buf. (QB)	32	121	3.8	14	0
29)	Mariota, Ten. (QB)	20	116	5.8	34t	3
30)	*Mack, Ind.	25	112	4.5	35	2
31)	A. Smith, K.C. (QB)	23	108	4.7	32	1
32)	Bortles, Jac. (QB)	15	107	7.1	27	0
33)	D. Lewis, N.E.	19	99	5.2	31	1
34)	Hill, Cin.	29	98	3.4	13	0
35)	C. Grant, Jac.	9	97	10.8	58	0
36)	Forte, NY-J	23	94	4.1	16	0
37)	Bernard, Cin.	20	91	4.6	25	0
38)	Brissett, Ind. (QB)	22	83	3.8	25	3
39)	D. Johnson, Cle.	16	77	4.8	19t	2
40)	White, N.E.	20	76	3.8	10	0
41)	Patterson, Oak. (WR)	7	69	9.9	43t	1
42)	Oliver, LA-C	17	58	3.4	26	0
43)	*Conner, Pit.	12	55	4.6	23	0
44)	Turbin, Ind.	20	50	2.5	7	1
45)	Siemian, Den. (QB)	18	46	2.6	8	1
46)	Dalton, Cin. (QB)	14	36	2.6	12	0
47t)	*Ekeler, LA-C	5	35	7.0	35t	1
47t)	Hogan, Cle. (QB)	5	35	7.0	11	0
47t)	McCown, NY-J (QB)	14	35	2.5	22	1
50)	Washington, Oak.	11	28	2.5	10	0

AFC / THIRD-AND-ONE RUSHING LEADERS

Rank	Player, Team	Att	FD	Pct
1t)	Turbin, Ind.	7	7	100.0
1t)	Henry, Ten.	3	3	100.0
1t)	*K. Hunt, K.C.	3	3	100.0
1t)	A. Smith, K.C.	3	3	100.0
1t)	Allen, Bal.	2	2	100.0
1t)	Charles, Den.	2	2	100.0
1t)	*Kizer, Cle.	2	2	100.0
1t)	Watson, Pit.	2	2	100.0
1t)	West, Bal.	2	2	100.0
1t)	C. Anderson, Den.	1	1	100.0
1t)	Janovich, Den.	1	1	100.0
12t)	Ajayi, Mia.	3	2	66.7
12t)	Dalton, Cin.	3	2	66.7
12t)	Ivory, Jac.	3	2	66.7
12t)	McCoy, Buf.	3	2	66.7

WEEK 5 / THROUGH MONDAY, OCTOBER 9, 2017**AFC / LEADERS IN RECEPTIONS**

Rank	Player, Team	Rec	Yards	Avg	Long	TD
1)	Brown, Pit.	40	545	13.6	50	1
2)	Hopkins, Hou.	35	363	10.4	34t	5
3)	Green, Cin.	32	504	15.8	77t	3
4)	Landry, Mia.	30	210	7.0	18	1
5t)	Kelce, K.C. (TE)	29	353	12.2	44	2
5t)	White, N.E. (RB)	29	230	7.9	26	0
7)	Allen, LA-C	28	401	14.3	50	1
8t)	McCoy, Buf. (RB)	27	189	7.0	21	0
8t)	Bell, Pit. (RB)	27	144	5.3	18	0
10)	Hill, K.C.	25	356	14.2	75t	2
11)	Hilton, Ind.	24	466	19.4	63	1
12t)	Hogan, N.E.	23	288	12.5	47t	5
12t)	D. Johnson, Cle. (RB)	23	270	11.7	41t	1
12t)	Amendola, N.E.	23	267	11.6	27	1
15)	Kearse, NY-J	22	220	10.0	34t	3
16)	Walker, Ten. (TE)	21	244	11.6	23	0
17t)	Gronkowski, N.E. (TE)	20	318	15.9	53t	2
17t)	Matthews, Ten.	20	284	14.2	55t	1
17t)	C. Clay, Buf. (TE)	20	258	12.9	44	2
17t)	Sanders, Den.	20	190	9.5	29	2
17t)	Allen, Bal. (RB)	20	97	4.9	11	1
22t)	Crabtree, Oak.	19	252	13.3	41t	4
22t)	Parker, Mia.	19	236	12.4	31	1
22t)	J. Cook, Oak. (TE)	19	195	10.3	28	1
22t)	Gordon, LA-C (RB)	19	155	8.2	22	3
26t)	Cooks, N.E.	18	379	21.1	54	2
26t)	De. Thomas, Den.	18	247	13.7	29	0
26t)	Hurns, Jac.	18	207	11.5	20	2
26t)	James, Pit. (TE)	18	151	8.4	19	2
26t)	Watson, Bal. (TE)	18	148	8.2	23	1
31t)	Ty. Williams, LA-C	17	260	15.3	75t	1
31t)	Doyle, Ind. (TE)	17	163	9.6	21	0
31t)	Kerley, NY-J	17	132	7.8	18	0
34t)	*K. Hunt, K.C. (RB)	16	166	10.4	78t	2
34t)	Maclin, Bal.	16	159	9.9	48t	2
34t)	A. Wilson, K.C.	16	158	9.9	37	1
34t)	Decker, Ten.	16	138	8.6	17	0
38t)	Lee, Jac.	15	208	13.9	35	0
38t)	Bryant, Pit.	15	204	13.6	51	1
38t)	Louis, Cle.	15	204	13.6	31	0
38t)	LaFell, Cin.	15	108	7.2	16	0
38t)	Seferian-Jenkins, NY-J (TE)	15	106	7.1	27	1
43t)	Anderson, NY-J	14	220	15.7	69t	1
43t)	Kroft, Cin. (TE)	14	139	9.9	21	2
45t)	Benjamin, LA-C	13	198	15.2	44	1
45t)	*Fournette, Jac. (RB)	13	128	9.8	28	1
45t)	Cooper, Oak.	13	118	9.1	23	1
45t)	Powell, NY-J (RB)	13	72	5.5	13	0
49t)	Wallace, Bal.	12	209	17.4	54	1
49t)	*Smith-Schuster, Pit.	12	160	13.3	25	2
49t)	DeValve, Cle. (TE)	12	158	13.2	49	0
49t)	Henry, LA-C (TE)	12	138	11.5	25t	2
49t)	L. Miller, Hou. (RB)	12	135	11.3	32	1
49t)	*Njoku, Cle. (TE)	12	118	9.8	23t	3

WEEK 5 / THROUGH MONDAY, OCTOBER 9, 2017**AFC / RECEIVING YARDAGE LEADERS**

Rank	Player, Team	Yards	Rec	Avg	Long	TD
1)	Brown, Pit.	545	40	13.6	50	1
2)	Green, Cin.	504	32	15.8	77t	3
3)	Hilton, Ind.	466	24	19.4	63	1
4)	Allen, LA-C	401	28	14.3	50	1
5)	Cooks, N.E.	379	18	21.1	54	2
6)	Hopkins, Hou.	363	35	10.4	34t	5
7)	Hill, K.C.	356	25	14.2	75t	2
8)	Kelce, K.C. (TE)	353	29	12.2	44	2
9)	Gronkowski, N.E. (TE)	318	20	15.9	53t	2
10)	Hogan, N.E.	288	23	12.5	47t	5
11)	Matthews, Ten.	284	20	14.2	55t	1
12)	D. Johnson, Cle. (RB)	270	23	11.7	41t	1
13)	Amendola, N.E.	267	23	11.6	27	1
14)	Ty. Williams, LA-C	260	17	15.3	75t	1
15)	C. Clay, Buf. (TE)	258	20	12.9	44	2
16)	Crabtree, Oak.	252	19	13.3	41t	4
17)	De. Thomas, Den.	247	18	13.7	29	0
18)	Walker, Ten. (TE)	244	21	11.6	23	0
19)	Parker, Mia.	236	19	12.4	31	1
20)	White, N.E. (RB)	230	29	7.9	26	0
21t)	Anderson, NY-J	220	14	15.7	69t	1
21t)	Kearse, NY-J	220	22	10.0	34t	3
23)	Landry, Mia.	210	30	7.0	18	1
24)	Wallace, Bal.	209	12	17.4	54	1
25)	Lee, Jac.	208	15	13.9	35	0
26)	Hurns, Jac.	207	18	11.5	20	2
27t)	Bryant, Pit.	204	15	13.6	51	1
27t)	Louis, Cle.	204	15	13.6	31	0
29)	Benjamin, LA-C	198	13	15.2	44	1
30)	J. Cook, Oak. (TE)	195	19	10.3	28	1
31)	Sanders, Den.	190	20	9.5	29	2
32)	McCoy, Buf. (RB)	189	27	7.0	21	0
33)	Conley, K.C.	175	11	15.9	35	0
34)	Moncrief, Ind.	174	11	15.8	50	1
35)	*K. Hunt, K.C. (RB)	166	16	10.4	78t	2
36)	Bernard, Cin. (RB)	164	10	16.4	61t	2
37)	Doyle, Ind. (TE)	163	17	9.6	21	0
38)	Matthews, Buf.	162	10	16.2	47	1
39)	*Smith-Schuster, Pit.	160	12	13.3	25	2
40)	Maclin, Bal.	159	16	9.9	48t	2
41t)	DeValve, Cle. (TE)	158	12	13.2	49	0
41t)	A. Wilson, K.C.	158	16	9.9	37	1
43)	Gordon, LA-C (RB)	155	19	8.2	22	3
44)	James, Pit. (TE)	151	18	8.4	19	2
45)	Watson, Bal. (TE)	148	18	8.2	23	1
46)	Bell, Pit. (RB)	144	27	5.3	18	0
47)	Kroft, Cin. (TE)	139	14	9.9	21	2
48t)	Decker, Ten.	138	16	8.6	17	0
48t)	Henry, LA-C (TE)	138	12	11.5	25t	2
50)	L. Miller, Hou. (RB)	135	12	11.3	32	1

WEEK 5 / THROUGH MONDAY, OCTOBER 9, 2017**AFC / THIRD-DOWN RECEIVING LEADERS**

Rank	Player, Team	Rec	Yards	Avg	Long	TD
1)	Allen, LA-C	14	235	16.8	50	0
2t)	Brown, Pit.	11	107	9.7	18	0
2t)	McCoy, Buf. (RB)	11	96	8.7	18	0
4)	Landry, Mia.	10	46	4.6	12	1
5)	Gronkowski, N.E. (TE)	9	140	15.6	53t	2
6t)	Hilton, Ind.	8	143	17.9	61t	1
6t)	D. Johnson, Cle. (RB)	8	115	14.4	34	0
6t)	Amendola, N.E.	8	109	13.6	27	0
6t)	Kelce, K.C. (TE)	8	105	13.1	32	0
6t)	Hill, K.C.	8	100	12.5	38	0
6t)	Hogan, N.E.	8	75	9.4	26	2
12t)	De. Thomas, Den.	7	134	19.1	29	0
12t)	Kearse, NY-J	7	104	14.9	34t	2
12t)	Kerley, NY-J	7	70	10.0	18	0
15t)	Green, Cin.	6	119	19.8	47	2
15t)	Matthews, Ten.	6	90	15.0	24	0
15t)	Walker, Ten. (TE)	6	56	9.3	19	0
15t)	C. Anderson, Den. (RB)	6	49	8.2	16t	1
15t)	White, N.E. (RB)	6	35	5.8	12	0
20t)	Matthews, Buf.	5	72	14.4	28	0
20t)	Anderson, NY-J	5	68	13.6	41	0
20t)	Hopkins, Hou.	5	66	13.2	34t	1
20t)	Lee, Jac.	5	65	13.0	31	0
20t)	Hurns, Jac.	5	61	12.2	16	1
20t)	Fowler, Den.	5	59	11.8	20	2
20t)	Cooper, Oak.	5	55	11.0	23	0
20t)	DeValve, Cle. (TE)	5	54	10.8	20	0
20t)	J. Cook, Oak. (TE)	5	43	8.6	17	0
20t)	Moncrief, Ind.	5	37	7.4	15	0
20t)	West, K.C. (RB)	5	37	7.4	11	1
20t)	James, Pit. (TE)	5	36	7.2	19	2
20t)	A. Wilson, K.C.	5	36	7.2	14	0
20t)	Powell, NY-J (RB)	5	25	5.0	13	0
20t)	Bell, Pit. (RB)	5	23	4.6	9	0
35t)	Maclin, Bal.	4	72	18.0	48t	1
35t)	*Smith-Schuster, Pit.	4	54	13.5	19	1
35t)	Decker, Ten.	4	49	12.3	17	0
35t)	Ty. Williams, LA-C	4	47	11.8	20	0
35t)	Doyle, Ind. (TE)	4	39	9.8	11	0
35t)	Kroft, Cin. (TE)	4	39	9.8	21	0
35t)	Roberts, Oak.	4	37	9.3	22	0
35t)	Holmes, Buf.	4	30	7.5	10	1
35t)	Bernard, Cin. (RB)	4	28	7.0	18	0
35t)	C. Clay, Buf. (TE)	4	26	6.5	13	1
35t)	Turbin, Ind. (RB)	4	17	4.3	11	0
46t)	J. Thomas, Mia. (TE)	3	43	14.3	23	0
46t)	Bryant, Pit.	3	39	13.0	24	0
46t)	Richard, Oak. (RB)	3	38	12.7	20	0
46t)	Gates, LA-C (TE)	3	37	12.3	14	0
46t)	Aiken, Ind.	3	35	11.7	14	0
46t)	*Davis, Ten.	3	34	11.3	23	0
46t)	Derby, Den. (TE)	3	33	11.0	14	0
46t)	*Ekeler, LA-C (RB)	3	33	11.0	12	0
46t)	L. Miller, Hou. (RB)	3	31	10.3	14	0
46t)	O'Leary, Buf. (TE)	3	28	9.3	12	0
46t)	Ivory, Jac. (RB)	3	27	9.0	14	0
46t)	LaFell, Cin.	3	26	8.7	13	0
46t)	Watson, Bal. (TE)	3	24	8.0	11	1
46t)	Gordon, LA-C (RB)	3	20	6.7	10t	1
46t)	W. Fuller, Hou.	3	19	6.3	10t	1
46t)	Sanders, Den.	3	16	5.3	9	0
46t)	Crowell, Cle. (RB)	3	14	4.7	7	0
46t)	Patterson, Oak.	3	14	4.7	6	0
46t)	Seferian-Jenkins, NY-J (TE)	3	14	4.7	9	0
46t)	Allen, Bal. (RB)	3	11	3.7	6	0
46t)	Murray, Ten. (RB)	3	9	3.0	5	0

WEEK 5 / THROUGH MONDAY, OCTOBER 9, 2017**AFC / LEADING SCORERS, NONKICKERS**

Rank	Player, Team	TD	Rush	Rec	Ret	X2	Pts
1t)	*Fournette, Jac. (RB)	6	5	1	0	0	36
1t)	*K. Hunt, K.C. (RB)	6	4	2	0	0	36
3t)	Gordon, LA-C (RB)	5	2	3	0	0	30
3t)	Hogan, N.E. (WR)	5	0	5	0	0	30
3t)	Hopkins, Hou. (WR)	5	0	5	0	0	30
6t)	Crabtree, Oak. (WR)	4	0	4	0	0	24
6t)	W. Fuller, Hou. (WR)	4	0	4	0	0	24
6t)	Gillislee, N.E. (RB)	4	4	0	0	0	24
9t)	Bell, Pit. (RB)	3	3	0	0	0	18
9t)	Brissett, Ind. (QB)	3	3	0	0	0	18
9t)	Green, Cin. (WR)	3	0	3	0	0	18
9t)	Hill, K.C. (WR)	3	0	2	1	0	18
9t)	D. Johnson, Cle. (RB)	3	2	1	0	0	18
9t)	Kearse, NY-J (WR)	3	0	3	0	0	18
9t)	Lewis, Jac. (TE)	3	0	3	0	0	18
9t)	Mariota, Ten. (QB)	3	3	0	0	0	18
9t)	*Njoku, Cle. (TE)	3	0	3	0	0	18
9t)	West, K.C. (RB)	3	1	2	0	0	18
19t)	Cooks, N.E. (WR)	2	0	2	0	1	14
19t)	*Watson, Hou. (QB)	2	2	0	0	1	14
21t)	Allen, Bal. (RB)	2	1	1	0	0	12
21t)	C. Anderson, Den. (RB)	2	1	1	0	0	12
21t)	Bernard, Cin. (RB)	2	0	2	0	0	12
21t)	C. Clay, Buf. (TE)	2	0	2	0	0	12
21t)	Fowler, Den. (WR)	2	0	2	0	0	12
21t)	Gore, Ind. (RB)	2	2	0	0	0	12
21t)	Gronkowski, N.E. (TE)	2	0	2	0	0	12
21t)	Henry, LA-C (TE)	2	0	2	0	0	12
21t)	Holmes, Buf. (WR)	2	0	2	0	0	12
21t)	Hurns, Jac. (WR)	2	0	2	0	0	12
21t)	James, Pit. (TE)	2	0	2	0	0	12
21t)	Kelce, K.C. (TE)	2	0	2	0	0	12
21t)	*Kizer, Cle. (QB)	2	2	0	0	0	12
21t)	Kroft, Cin. (TE)	2	0	2	0	0	12
21t)	Lynch, Oak. (RB)	2	2	0	0	0	12
21t)	*Mack, Ind. (RB)	2	2	0	0	0	12
21t)	Maclin, Bal. (WR)	2	0	2	0	0	12
21t)	L. Miller, Hou. (RB)	2	1	1	0	0	12
21t)	Powell, NY-J (RB)	2	2	0	0	0	12
21t)	Sanders, Den. (WR)	2	0	2	0	0	12
21t)	*J. Smith, Ten. (TE)	2	0	2	0	0	12
21t)	*Smith-Schuster, Pit. (WR)	2	0	2	0	0	12
21t)	West, Bal. (RB)	2	2	0	0	0	12

WEEK 5 / THROUGH MONDAY, OCTOBER 9, 2017**AFC / LEADING SCORERS, KICKERS**

Rank	Player, Team	PAT	FG	Pct	Long	Pts
1)	Gostkowski, N.E.	14/15	12/12	1.000	58	50
2)	Succop, Ten.	11/11	11/12	.917	52	44
3)	Myers, Jac.	13/15	10/12	.833	47	43
4)	Hauschka, Buf.	8/ 8	11/12	.917	56	41
5)	Fairbairn, Hou.	13/14	9/ 9	1.000	50	40
6)	Boswell, Pit.	9/ 9	10/12	.833	49	39
7)	Catanzaro, NY-J	8/ 8	10/12	.833	57	38
8)	Tavecchio, Oak.	12/12	8/ 8	1.000	52	36
9)	Vinatieri, Ind.	8/ 9	9/10	.900	52	35
10)	McManus, Den.	11/11	7/10	.700	46	32
11t)	Bullock, Cin.	9/ 9	7/ 8	.875	46	30
11t)	Tucker, Bal.	9/ 9	7/ 9	.778	44	30
13)	*Butker, Car.-K.C.	5/ 5	8/ 9	.889	49	29
14)	Santos, K.C.	12/12	3/ 3	1.000	39	21
15)	*Koo, LA-C	9/ 9	3/ 6	.500	41	18
16)	Parkey, Mia.	2/ 4	5/ 5	1.000	54	17
17)	*Gonzalez, Cle.	9/ 9	2/ 5	.400	38	15
18)	Novak, LA-C	3/ 3	2/ 2	1.000	31	9

AFC / TOUCHBACKS ON KICKOFFS

Rank	Player, Team	TB
1)	Myers, Jac.	24
2t)	Fairbairn, Hou.	20
2t)	Tavecchio, Oak.	20
4t)	Catanzaro, NY-J	16
4t)	McManus, Den.	16
4t)	Succop, Ten.	16
7t)	Boswell, Pit.	15
7t)	*Sanchez, Ind.	15
7t)	Tucker, Bal.	15
10t)	*Butker, Car.-K.C.	14
10t)	Gostkowski, N.E.	14
12)	Bullock, Cin.	13
13)	Hauschka, Buf.	12
14t)	*Gonzalez, Cle.	10
14t)	Santos, K.C.	10
16)	*Koo, LA-C	8
17)	Parkey, Mia.	5
18)	Novak, LA-C	1

WEEK 5 / THROUGH MONDAY, OCTOBER 9, 2017

AFC / MOST YARDS FROM SCRIMMAGE

Rank	Player, Team	Total			Rushing			Receiving		
		Yards	Att+Rec	Avg	Yards	Att	Avg	Yards	Rec	Avg
1)	*K. Hunt, K.C. (RB)	775	113	6.9	609	97	6.3	166	16	10.4
2)	*Fournette, Jac. (RB)	594	122	4.9	466	109	4.3	128	13	9.8
3)	Brown, Pit. (WR)	545	40	13.6	0	0	---	545	40	13.6
4)	Bell, Pit. (RB)	515	129	4.0	371	102	3.6	144	27	5.3
5)	Green, Cin. (WR)	504	32	15.8	0	0	---	504	32	15.8
6)	McCoy, Buf. (RB)	468	114	4.1	279	87	3.2	189	27	7.0
7t)	Hilton, Ind. (WR)	466	24	19.4	0	0	---	466	24	19.4
7t)	L. Miller, Hou. (RB)	466	95	4.9	331	83	4.0	135	12	11.3
9)	Gordon, LA-C (RB)	428	93	4.6	273	74	3.7	155	19	8.2
10)	Allen, LA-C (WR)	401	28	14.3	0	0	---	401	28	14.3
11)	C. Anderson, Den. (RB)	397	83	4.8	330	73	4.5	67	10	6.7
12)	Cooks, N.E. (WR)	389	21	18.5	10	3	3.3	379	18	21.1
13)	Hill, K.C. (WR)	380	31	12.3	24	6	4.0	356	25	14.2
14)	Hopkins, Hou. (WR)	363	35	10.4	0	0	---	363	35	10.4
15)	Kelce, K.C. (TE)	360	31	11.6	7	2	3.5	353	29	12.2
16)	D. Johnson, Cle. (RB)	347	39	8.9	77	16	4.8	270	23	11.7
17)	Allen, Bal. (RB)	329	86	3.8	232	66	3.5	97	20	4.9
18)	Gore, Ind. (RB)	321	83	3.9	239	75	3.2	82	8	10.3
19)	Gronkowski, N.E. (TE)	318	20	15.9	0	0	---	318	20	15.9
20t)	Murray, Ten. (RB)	312	66	4.7	273	56	4.9	39	10	3.9
20t)	Powell, NY-J (RB)	312	64	4.9	240	51	4.7	72	13	5.5
22)	White, N.E. (RB)	306	49	6.2	76	20	3.8	230	29	7.9
23)	Hogan, N.E. (WR)	305	26	11.7	17	3	5.7	288	23	12.5
24)	Ajayi, Mia. (RB)	284	83	3.4	261	76	3.4	23	7	3.3
25)	Matthews, Ten. (WR)	281	21	13.4	-3	1	-3.0	284	20	14.2
26)	Amendola, N.E. (WR)	267	23	11.6	0	0	---	267	23	11.6
27)	*Mixon, Cin. (RB)	265	78	3.4	187	67	2.8	78	11	7.1
28)	Collins, Bal. (RB)	261	37	7.1	261	37	7.1	0	0	---
29)	Ty. Williams, LA-C (WR)	260	17	15.3	0	0	---	260	17	15.3
30)	C. Clay, Buf. (TE)	258	20	12.9	0	0	---	258	20	12.9
31)	Bernard, Cin. (RB)	255	30	8.5	91	20	4.6	164	10	16.4
32)	Crabtree, Oak. (WR)	252	19	13.3	0	0	---	252	19	13.3
33)	Crowell, Cle. (RB)	251	69	3.6	194	62	3.1	57	7	8.1
34)	De. Thomas, Den. (WR)	247	18	13.7	0	0	---	247	18	13.7
35)	Gillislee, N.E. (RB)	246	69	3.6	246	69	3.6	0	0	---
36)	Walker, Ten. (TE)	245	22	11.1	1	1	1.0	244	21	11.6
37)	Parker, Mia. (WR)	236	19	12.4	0	0	---	236	19	12.4
38)	Lynch, Oak. (RB)	232	61	3.8	194	57	3.4	38	4	9.5
39)	*McGuire, NY-J (RB)	231	39	5.9	176	34	5.2	55	5	11.0
40)	Ivory, Jac. (RB)	228	45	5.1	159	38	4.2	69	7	9.9
41)	Bryant, Pit. (WR)	224	17	13.2	20	2	10.0	204	15	13.6
42)	Benjamin, LA-C (WR)	221	15	14.7	23	2	11.5	198	13	15.2
43t)	Anderson, NY-J (WR)	220	14	15.7	0	0	---	220	14	15.7
43t)	Kearse, NY-J (WR)	220	22	10.0	0	0	---	220	22	10.0
45)	*Foreman, Hou. (RB)	216	41	5.3	148	38	3.9	68	3	22.7
46)	Wallace, Bal. (WR)	213	13	16.4	4	1	4.0	209	12	17.4
47)	Richard, Oak. (RB)	209	29	7.2	128	24	5.3	81	5	16.2
48)	Lee, Jac. (WR)	208	15	13.9	0	0	---	208	15	13.9
49)	Hurns, Jac. (WR)	207	18	11.5	0	0	---	207	18	11.5
50)	Louis, Cle. (WR)	204	15	13.6	0	0	---	204	15	13.6

WEEK 5 / THROUGH MONDAY, OCTOBER 9, 2017**AFC / LEADERS IN FIRST DOWNS**

Rank	Player, Team	Rush	Rec	Tot
1)	Bell, Pit. (RB)	24	8	32
2)	*K. Hunt, K.C. (RB)	23	8	31
3)	*Fournette, Jac. (RB)	21	5	26
4t)	Brown, Pit. (WR)	0	25	25
4t)	Gordon, LA-C (RB)	17	8	25
6)	McCoy, Buf. (RB)	15	9	24
7t)	Allen, LA-C (WR)	0	23	23
7t)	Hopkins, Hou. (WR)	0	23	23
7t)	L. Miller, Hou. (RB)	15	8	23
10t)	Allen, Bal. (RB)	12	8	20
10t)	Green, Cin. (WR)	0	20	20
12)	Kelce, K.C. (TE)	2	17	19
13)	C. Anderson, Den. (RB)	16	2	18
14t)	Hilton, Ind. (WR)	0	17	17
14t)	*Mixon, Cin. (RB)	13	4	17
14t)	Walker, Ten. (TE)	1	16	17
17t)	Hill, K.C. (WR)	0	16	16
17t)	Landry, Mia. (WR)	0	16	16
17t)	White, N.E. (RB)	4	12	16
20t)	Amendola, N.E. (WR)	0	15	15
20t)	Cooks, N.E. (WR)	1	14	15
20t)	Crowell, Cle. (RB)	11	4	15
20t)	Gillislee, N.E. (RB)	15	0	15
20t)	Gronkowski, N.E. (TE)	0	15	15
20t)	Hogan, N.E. (WR)	1	14	15
20t)	D. Johnson, Cle. (RB)	5	10	15
27)	Ajayi, Mia. (RB)	13	1	14
28t)	Crabtree, Oak. (WR)	0	13	13
28t)	Hurns, Jac. (WR)	0	13	13
28t)	Matthews, Ten. (WR)	0	13	13
28t)	De. Thomas, Den. (WR)	0	13	13
28t)	West, Bal. (RB)	11	2	13
33t)	C. Clay, Buf. (TE)	0	12	12
33t)	Powell, NY-J (RB)	7	5	12
33t)	A. Wilson, K.C. (WR)	1	11	12
36t)	Charles, Den. (RB)	10	1	11
36t)	Collins, Bal. (RB)	11	0	11
36t)	Gore, Ind. (RB)	8	3	11
36t)	Henry, Ten. (RB)	11	0	11
36t)	Ivory, Jac. (RB)	8	3	11
36t)	Lynch, Oak. (RB)	10	1	11
36t)	Parker, Mia. (WR)	0	11	11
36t)	Sanders, Den. (WR)	0	11	11
36t)	Ty. Williams, LA-C (WR)	0	11	11
45t)	J. Cook, Oak. (TE)	0	10	10
45t)	Kearse, NY-J (WR)	0	10	10
45t)	Kroft, Cin. (TE)	0	10	10
45t)	Lee, Jac. (WR)	0	10	10
45t)	Louis, Cle. (WR)	0	10	10
45t)	*Smith-Schuster, Pit. (WR)	0	10	10
45t)	Turbin, Ind. (RB)	9	1	10
45t)	Watson, Bal. (TE)	0	10	10
45t)	*Watson, Hou. (QB)	10	0	10

WEEK 5 / THROUGH MONDAY, OCTOBER 9, 2017**AFC / LEADING PUNTERS**

Rank	Player, Team	No	Yards	Lg	Avg	TB	Blk	Dwn	OB	Ret	Yds	In	Net
1)	King, Oak.	23	1196	65	52.0	2	0	1	2	14	96	9	46.1
2)	Kern, Ten.	28	1449	71	51.8	2	0	1	7	15	92	9	47.0
3)	Colquitt, Cle.	24	1206	67	50.3	0	1	3	1	17	156	7	42.0
4)	Lechler, Hou.	25	1252	68	50.1	0	0	2	2	14	244	9	40.3
5)	Kaser, LA-C	24	1174	68	48.9	4	0	3	2	14	132	10	40.1
6)	*Haack, Mia.	25	1185	64	47.4	2	0	6	3	10	94	8	42.0
7)	Edwards, NY-J	26	1229	70	47.3	2	0	2	4	11	89	11	42.3
8)	Huber, Cin.	26	1220	61	46.9	0	0	2	3	16	153	13	41.0
9)	Schmidt, Buf.	28	1284	60	45.9	4	0	1	0	15	85	9	40.0
10)	*Sanchez, Ind.	30	1366	61	45.5	1	0	4	9	6	21	13	44.2
11)	Nortman, Jac.	25	1134	61	45.4	1	0	2	6	5	83	10	41.2
12)	Dixon, Den.	15	669	53	44.6	1	0	3	2	6	44	6	40.3
13)	Colquitt, K.C.	21	929	63	44.2	3	0	2	1	6	79	9	37.6
14)	Koch, Bal.	26	1135	67	43.7	2	0	5	5	9	38	10	40.7
15)	R. Allen, N.E.	22	948	60	43.1	1	0	4	3	13	100	7	37.6
16)	Berry, Pit.	23	955	59	41.5	1	0	3	5	6	46	8	38.7

AFC / LEADING PUNTERS, NET AVERAGE

Rank	Player, Team	No	Yards	Lg	Avg	TB	Blk	Dwn	OB	Ret	Yds	In	Net
1)	Kern, Ten.	28	1449	71	51.8	2	0	1	7	15	92	9	47.0
2)	King, Oak.	23	1196	65	52.0	2	0	1	2	14	96	9	46.1
3)	*Sanchez, Ind.	30	1366	61	45.5	1	0	4	9	6	21	13	44.2
4)	Edwards, NY-J	26	1229	70	47.3	2	0	2	4	11	89	11	42.3
5)	*Haack, Mia.	25	1185	64	47.4	2	0	6	3	10	94	8	42.0
6)	Colquitt, Cle.	24	1206	67	50.3	0	1	3	1	17	156	7	42.0
7)	Nortman, Jac.	25	1134	61	45.4	1	0	2	6	5	83	10	41.2
8)	Huber, Cin.	26	1220	61	46.9	0	0	2	3	16	153	13	41.0
9)	Koch, Bal.	26	1135	67	43.7	2	0	5	5	9	38	10	40.7
10)	Dixon, Den.	15	669	53	44.6	1	0	3	2	6	44	6	40.3
11)	Lechler, Hou.	25	1252	68	50.1	0	0	2	2	14	244	9	40.3
12)	Kaser, LA-C	24	1174	68	48.9	4	0	3	2	14	132	10	40.1
13)	Schmidt, Buf.	28	1284	60	45.9	4	0	1	0	15	85	9	40.0
14)	Berry, Pit.	23	955	59	41.5	1	0	3	5	6	46	8	38.7
15)	R. Allen, N.E.	22	948	60	43.1	1	0	4	3	13	100	7	37.6
16)	Colquitt, K.C.	21	929	63	44.2	3	0	2	1	6	79	9	37.6

WEEK 5 / THROUGH MONDAY, OCTOBER 9, 2017**AFC / PUNT RETURN LEADERS**

Rank	Player, Team	Ret	FC	Yards	Avg	Long	TD
1)	Hill, K.C.	8	3	100	12.5	82t	1
2)	Tate, Buf.	8	0	96	12.0	40	0
3)	*Jackson, Ten.	11	3	128	11.6	46	0
4)	*McKenzie, Den.	11	3	122	11.1	31	0
5)	Kerley, NY-J	7	6	54	7.7	15	0
6)	Ervin, Hou.	8	4	60	7.5	21	0
7)	Benjamin, LA-C	10	6	70	7.0	23	0
8)	Erickson, Cin.	20	6	139	7.0	26	0
9)	Campanaro, Bal.	9	5	61	6.8	15	0
10)	Grant, Mia.	8	3	53	6.6	14	0
11)	Landry, Mia.	6	0	37	6.2	13	0
12)	*Peppers, Cle.	11	7	66	6.0	25	0
13)	Rogers, Pit.	8	5	46	5.8	15	0
14)	Richard, Oak.	8	3	37	4.6	13	0
15)	Bray, Ind.	12	4	46	3.8	16	0

AFC / KICKOFF RETURN LEADERS

Rank	Player, Team	Ret	Yards	Avg	Long	TD
1)	Patterson, Oak.	8	239	29.9	49	0
2)	Latimer, Den.	5	142	28.4	36	0
3)	Erickson, Cin.	7	184	26.3	41	0
4)	*Jackson, Ten.	7	154	22.0	48	0
5)	Thomas, K.C.	7	153	21.9	31	0
6)	*Peppers, Cle.	7	148	21.1	29	0
7)	Grant, Mia.	5	104	20.8	25	0
8)	Bray, Ind.	8	162	20.3	30	0
9)	D. Lewis, N.E.	7	139	19.9	26	0

WEEK 5 / THROUGH MONDAY, OCTOBER 9, 2017**AFC / LEADERS IN INTERCEPTIONS**

Rank	Player, Team	Int	Yards	Avg	Long	TD
1)	Hyde, Buf.	4	62	15.5	37	0
2t)	Gipson, Jac.	3	76	25.3	67	0
2t)	*Hooker, Ind.	3	73	24.3	32	0
4t)	Smith, Jac.	2	30	15.0	28t	1
4t)	Melvin, Ind.	2	28	14.0	21	0
4t)	Carr, Bal.	2	24	12.0	20	0
4t)	Bouye, Jac.	2	19	9.5	19	0
4t)	Ramsey, Jac.	2	16	8.0	15	0
4t)	Brooks, NY-J	2	13	6.5	13	0
4t)	Poyer, Buf.	2	13	6.5	13	0
4t)	Webb, Bal.	2	10	5.0	10	0
4t)	Hal, Hou.	2	3	1.5	3	0
4t)	McCourty, Cle.	2	3	1.5	3	0
4t)	Shazier, Pit.	2	2	1.0	2	0
4t)	Weddle, Bal.	2	2	1.0	2	0
4t)	Mitchell, K.C.	2	0	0.0	0	0
17t)	Talib, Den.	1	103	103.0	103t	1
17t)	Jackson, Cin.	1	75	75.0	75t	1
17t)	Church, Jac.	1	51	51.0	51t	1
17t)	Burris, NY-J	1	48	48.0	48	0
17t)	Gilmore, N.E.	1	39	39.0	39	0
17t)	Peters, K.C.	1	38	38.0	38	0
17t)	Mosley, Bal.	1	31	31.0	31	0
17t)	Kindred, Cle.	1	30	30.0	30	0
17t)	Claiborne, NY-J	1	28	28.0	28	0
17t)	*Bowser, Bal.	1	27	27.0	27	0
17t)	*Cole, Hou.	1	25	25.0	25t	1
17t)	C. Harris, Den.	1	23	23.0	23	0
17t)	Hilton, Pit.	1	19	19.0	19	0
17t)	M. Gilchrist, Hou.	1	17	17.0	17	0
17t)	*Watt, Pit.	1	17	17.0	17	0
17t)	Boston, LA-C	1	15	15.0	15	0
17t)	Iloka, Cin.	1	14	14.0	14	0
17t)	T. Smith, Ten.	1	14	14.0	14	0
17t)	*White, Buf.	1	14	14.0	14	0
17t)	Harmon, N.E.	1	12	12.0	12	0
17t)	*Maye, NY-J	1	12	12.0	12	0
17t)	Ealy, NY-J	1	9	9.0	9	0
17t)	Searcy, Ten.	1	8	8.0	8	0
17t)	J. Smith, Bal.	1	8	8.0	8	0
17t)	Byard, Ten.	1	7	7.0	7	0
17t)	Fejedelem, Cin.	1	5	5.0	5	0
17t)	Phillips, LA-C	1	4	4.0	4	0
17t)	Jones, K.C.	1	-3	-3.0	-3	0
17t)	M. Butler, N.E.	1	-2	-2.0	-2	0
17t)	Riley, Ten.	1	2	2.0	2	0
17t)	Gaines, Buf.	1	1	1.0	1	0
17t)	Farley, Ind.	1	0	0.0	0	0
17t)	Roby, Den.	1	0	0.0	0	0
17t)	Simmons, Den.	1	0	0.0	0	0
17t)	Vigil, Cin.	1	0	0.0	0	0
17t)	Wilcox, Pit.	1	0	0.0	0	0

WEEK 5 / THROUGH MONDAY, OCTOBER 9, 2017**AFC / LEADERS IN SACKS**

Rank	Player, Team	Sacks
1)	Ingram, LA-C (LB)	7.5
2)	Campbell, Jac. (DE)	6.0
3)	Houston, K.C. (LB)	5.5
4)	Bosa, LA-C (DE)	4.5
5t)	Atkins, Cin. (DT)	4.0
5t)	Fowler, Jac. (DE)	4.0
5t)	Mack, Oak. (DE)	4.0
5t)	Miller, Den. (LB)	4.0
5t)	Ngakoue, Jac. (DE)	4.0
5t)	Suggs, Bal. (LB)	4.0
11t)	T. Flowers, N.E. (DE)	3.5
11t)	Jones, K.C. (DE)	3.5
11t)	*Lawson, Cin. (DE)	3.5
14t)	Branch, Mia. (DE)	3.0
14t)	Chickillo, Pit. (LB)	3.0
14t)	Clowney, Hou. (LB)	3.0
14t)	Edwards, Oak. (DE)	3.0
14t)	Heyward, Pit. (DE)	3.0
14t)	Hughes, Buf. (DE)	3.0
14t)	M. Johnson, Cin. (DE)	3.0
14t)	McCain, LA-C (DE)	3.0
14t)	Morgan, Ten. (LB)	3.0
14t)	*Watt, Pit. (LB)	3.0
14t)	*Wise, N.E. (DE)	3.0
25t)	Sheard, Ind. (LB)	2.5
25t)	Wake, Mia. (DE)	2.5
27t)	Alexander, Buf. (LB)	2.0
27t)	Bailey, K.C. (DE)	2.0
27t)	Bass, Sea.-NY-J (DE)	2.0
27t)	Burgess, Cle. (LB)	2.0
27t)	Casey, Ten. (DE)	2.0
27t)	Dennard, Cin. (DB)	2.0
27t)	Dupree, Pit. (LB)	2.0
27t)	*Garrett, Cle. (DE)	2.0
27t)	*Hairston, Ind. (DB)	2.0
27t)	Hargrave, Pit. (NT)	2.0
27t)	S. Harris, Den. (DE)	2.0
27t)	Jefferson, Bal. (DB)	2.0
27t)	Lawson, Buf. (DE)	2.0
27t)	McKinney, Hou. (LB)	2.0
27t)	Ogbah, Cle. (DE)	2.0
27t)	Philon, LA-C (DE)	2.0
27t)	Poyer, Buf. (DB)	2.0
27t)	Simon, Ind. (LB)	2.0
27t)	Williams, Pit. (LB)	2.0
46t)	Davis, NY-J (LB)	1.5
46t)	Jackson, Jac. (DT)	1.5
46t)	Kirksey, Cle. (LB)	1.5
46t)	McCray, Jac. (DE)	1.5
46t)	C. Smith, Cin. (DE)	1.5
46t)	Van Noy, N.E. (LB)	1.5

WEEK 5 / THROUGH MONDAY, OCTOBER 9, 2017**AFC / FUMBLE RECOVERIES**

Rank	Player, Team	TotRec	OffRec	DefRec
1t)	Brissett, Ind.	4	4	0
1t)	McCown, NY-J	4	4	0
3t)	Andrews, N.E.	2	2	0
3t)	Campanaro, Bal.	2	2	0
3t)	Clowney, Hou.	2	0	2
3t)	Cowser, Oak.	2	0	2
3t)	Hill, K.C.	2	2	0
3t)	Jones, Mia.	2	0	2
3t)	Raymond, NY-J	2	2	0
3t)	A. Smith, K.C.	2	2	0
11t)	Benjamin, LA-C	1	1	0
11t)	Bishop, NY-J	1	0	1
11t)	Bodine, Cin.	1	1	0
11t)	Burns, Pit.	1	0	1
11t)	Byard, Ten.	1	0	1
11t)	Clark, Hou.	1	1	0
11t)	Coley, Cle.	1	0	1
11t)	Dalton, Cin.	1	1	0
11t)	*Dawkins, Buf.	1	1	0
11t)	Dunn, Hou.	1	0	1
11t)	Erickson, Cin.	1	1	0
11t)	Flacco, Bal.	1	1	0
11t)	Fowler, Jac.	1	0	1
11t)	George, Ind.	1	0	1
11t)	Gore, Ind.	1	1	0
11t)	Grant, Mia.	1	1	0
11t)	Hayward, LA-C	1	0	1
11t)	Heyward, Pit.	1	0	1
11t)	*Hogan, Ind.	1	1	0
11t)	Holton, Oak.	1	0	1
11t)	Houston, K.C.	1	0	1
11t)	Hull, Mia.	1	0	1
11t)	Ingram, LA-C	1	0	1
11t)	Jack, Jac.	1	0	1
11t)	James, Mia.	1	1	0
11t)	Johnson, K.C.	1	0	1
11t)	D. Johnson, Cle.	1	1	0
11t)	Jones, Jac.	1	0	1
11t)	Joseph, Oak.	1	0	1
11t)	Judon, Bal.	1	0	1
11t)	Kirksey, Cle.	1	0	1
11t)	*Kizer, Cle.	1	1	0
11t)	Latimer, Den.	1	1	0
11t)	Mason, N.E.	1	1	0
11t)	McCourty, N.E.	1	0	1
11t)	*McKenzie, Den.	1	1	0
11t)	Mills, Buf.	1	1	0
11t)	Milton, Ind.	1	1	0
11t)	Ngakoue, Jac.	1	0	1
11t)	Ogbah, Cle.	1	0	1
11t)	Orchard, Cle.	1	1	0
11t)	*Peppers, Cle.	1	1	0
11t)	Pierce, Bal.	1	0	1
11t)	Poyer, Buf.	1	0	1
11t)	Roberts, N.E.	1	0	1
11t)	Shazier, Pit.	1	0	1
11t)	Sherman, K.C.	1	0	1
11t)	J. Smith, Bal.	1	0	1
11t)	Smith, Jac.	1	0	1
11t)	Tolzien, Ind.	1	1	0
11t)	Travis, K.C.	1	1	0
11t)	Walden, Ten.	1	0	1
11t)	Washington, Oak.	1	1	0
11t)	West, K.C.	1	1	0
11t)	*White, Buf.	1	0	1
11t)	Wright, Buf.	1	1	0

WEEK 5 / THROUGH MONDAY, OCTOBER 9, 2017**AFC / OFFENSIVE FUMBLE RECOVERIES**

Rank	Player, Team	Ret	Yards	Avg	Long	TD
1t)	Brissett, Ind.	4	0	0.0	0	0
1t)	McCown, NY-J	4	0	0.0	0	0
3t)	Andrews, N.E.	2	0	0.0	0	0
3t)	Campanaro, Bal.	2	0	0.0	0	0
3t)	Hill, K.C.	2	0	0.0	0	0
3t)	Raymond, NY-J	2	0	0.0	0	0
3t)	A. Smith, K.C.	2	0	0.0	0	0
8t)	Benjamin, LA-C	1	0	0.0	0	0
8t)	Bodine, Cin.	1	0	0.0	0	0
8t)	Clark, Hou.	1	0	0.0	0	0
8t)	Dalton, Cin.	1	0	0.0	0	0
8t)	*Dawkins, Buf.	1	0	0.0	0	0
8t)	Erickson, Cin.	1	0	0.0	0	0
8t)	Flacco, Bal.	1	0	0.0	0	0
8t)	Gore, Ind.	1	0	0.0	0	0
8t)	Grant, Mia.	1	0	0.0	0	0
8t)	*Hogan, Ind.	1	0	0.0	0	0
8t)	James, Mia.	1	0	0.0	0	0
8t)	D. Johnson, Cle.	1	0	0.0	0	0
8t)	*Kizer, Cle.	1	0	0.0	0	0
8t)	Latimer, Den.	1	0	0.0	0	0
8t)	Mason, N.E.	1	0	0.0	0	0
8t)	*McKenzie, Den.	1	0	0.0	0	0
8t)	Mills, Buf.	1	0	0.0	0	0
8t)	Milton, Ind.	1	0	0.0	0	0
8t)	Orchard, Cle.	1	0	0.0	0	0
8t)	*Peppers, Cle.	1	0	0.0	0	0
8t)	Tolzien, Ind.	1	0	0.0	0	0
8t)	Travis, K.C.	1	0	0.0	0	0
8t)	Washington, Oak.	1	0	0.0	0	0
8t)	West, K.C.	1	0	0.0	0	0
8t)	Wright, Buf.	1	0	0.0	0	0

AFC / DEFENSIVE FUMBLE RECOVERIES

Rank	Player, Team	Ret	Yards	Avg	Long	TD
1t)	Clowney, Hou.	2	71	35.5	49	1
1t)	Jones, Mia.	2	38	19.0	38t	1
1t)	Cowser, Oak.	2	0	0.0	0	0
4t)	Jack, Jac.	1	81	81.0	81t	1
4t)	Fowler, Jac.	1	53	53.0	53t	1
4t)	Smith, Jac.	1	52	52.0	52	0
4t)	*White, Buf.	1	52	52.0	52t	1
4t)	J. Smith, Bal.	1	47	47.0	47t	1
4t)	Poyer, Buf.	1	32	32.0	32	0
4t)	Houston, K.C.	1	13	13.0	13t	1
4t)	Hayward, LA-C	1	11	11.0	11	0
4t)	Coley, Cle.	1	7	7.0	7	0
4t)	Byard, Ten.	1	6	6.0	6	0
4t)	Shazier, Pit.	1	5	5.0	5	0
4t)	Johnson, K.C.	1	3	3.0	3	0
4t)	Bishop, NY-J	1	0	0.0	0	0
4t)	Burns, Pit.	1	0	0.0	0	0
4t)	Dunn, Hou.	1	0	0.0	0	0
4t)	George, Ind.	1	0	0.0	0	0
4t)	Heyward, Pit.	1	0	0.0	0	0
4t)	Holton, Oak.	1	0	0.0	0	0
4t)	Hull, Mia.	1	0	0.0	0	0
4t)	Ingram, LA-C	1	0	0.0	0	0
4t)	Jones, Jac.	1	0	0.0	0	0
4t)	Joseph, Oak.	1	0	0.0	0	0
4t)	Judon, Bal.	1	0	0.0	0	0
4t)	Kirksey, Cle.	1	0	0.0	0	0
4t)	McCourty, N.E.	1	0	0.0	0	0
4t)	Ngakoue, Jac.	1	0	0.0	0	0
4t)	Ogbah, Cle.	1	0	0.0	0	0
4t)	Pierce, Bal.	1	0	0.0	0	0
4t)	Roberts, N.E.	1	0	0.0	0	0
4t)	Sherman, K.C.	1	0	0.0	0	0
4t)	Walden, Ten.	1	0	0.0	0	0

WEEK 5 / THROUGH MONDAY, OCTOBER 9, 2017**NFC / LEADING PASSERS**

Player, Team	Att	Comp	Pct		Avg		Pct			Pct Rating	
			Comp	Yds	Gain	TD	TD	Long	Int	Int	Points
Brees, N.O.	152	105	69.1	1135	7.47	8	5.3	52	0	0.0	108.3
Cousins, Was.	121	80	66.1	1004	8.30	7	5.8	74	1	0.8	107.6
A. Rodgers, G.B.	189	126	66.7	1367	7.23	13	6.9	72	3	1.6	104.1
Newton, Car.	145	99	68.3	1237	8.53	8	5.5	64	5	3.4	98.5
Wentz, Phi.	177	110	62.1	1362	7.69	10	5.6	72t	3	1.7	97.7
Keenum, Min.	121	78	64.5	895	7.40	4	3.3	59t	0	0.0	97.6
Stafford, Det.	173	111	64.2	1116	6.45	9	5.2	45t	1	0.6	97.4
Goff, LA-R	164	100	61.0	1360	8.29	7	4.3	69	3	1.8	94.1
Prescott, Dal.	179	112	62.6	1192	6.66	11	6.1	53	4	2.2	93.1
Winston, T.B.	154	94	61.0	1198	7.78	7	4.5	58t	3	1.9	92.4
Wilson, Sea.	178	111	62.4	1222	6.87	8	4.5	46	3	1.7	90.6
Manning, NY-G	202	137	67.8	1338	6.62	8	4.0	77t	5	2.5	89.1
Ryan, Atl.	135	88	65.2	1109	8.21	5	3.7	88t	5	3.7	87.5
Palmer, Ariz	227	136	59.9	1573	6.93	6	2.6	46	5	2.2	80.5
Glennon, Chi.	140	93	66.4	833	5.95	4	2.9	29	5	3.6	76.9
Hoyer, S.F.	194	115	59.3	1211	6.24	4	2.1	59	4	2.1	75.8

NFC / LEADING PASSERS, RANKS

Player, Team	Att	Comp	Pct		Avg		Pct			Pct Rating	
			Comp	Yds	Gain	TD	TD	Long	Int	Int	Points
Brees, N.O.	11	9	1	11	7	5t	6		1t	1t	1
Cousins, Was.	15t	15	6	14	2	9t	3		3t	4	2
A. Rodgers, G.B.	4	3	4	2	9	1	1		5t	5	3
Newton, Car.	12	11	2	6	1	5t	5		12t	14	4
Wentz, Phi.	7	8	12	3	6	3	4		5t	7	5
Keenum, Min.	15t	16	8	15	8	14t	13		1t	1t	6
Stafford, Det.	8	6t	9	12	14	4	7		3t	3	7
Goff, LA-R	9	10	14	4	3	9t	10		5t	8	8
Prescott, Dal.	5	5	10	10	12	2	2		10t	12	9
Winston, T.B.	10	12	13	9	5	9t	8		5t	9	10
Wilson, Sea.	6	6t	11	7	11	5t	9		5t	6	11
Manning, NY-G	2	1	3	5	13	5t	11		12t	13	12
Ryan, Atl.	14	14	7	13	4	13	12		12t	16	13
Palmer, Ariz	1	2	15	1	10	12	15		12t	11	14
Glennon, Chi.	13	13	5	16	16	14t	14		12t	15	15
Hoyer, S.F.	3	4	16	8	15	14t	16		10t	10	16

WEEK 5 / THROUGH MONDAY, OCTOBER 9, 2017**NFC / FOURTH-QUARTER PASSING LEADERS**

Rank	Player, Team	Att	Comp	Comp%	Yards	YPA	TD	TD%	Int	Int%	Rating
1)	Wilson, Sea.	45	30	66.7	365	8.11	5	11.1	0	0.0	128.5
2)	Brees, N.O.	43	37	86.0	371	8.63	3	7.0	0	0.0	125.9
3)	A. Rodgers, G.B.	54	34	63.0	359	6.65	6	11.1	0	0.0	119.3
4)	Stafford, Det.	45	26	57.8	363	8.07	4	8.9	0	0.0	113.5
5)	Manning, NY-G	65	44	67.7	528	8.12	5	7.7	2	3.1	105.2
6)	Hoyer, S.F.	57	31	54.4	330	5.79	4	7.0	0	0.0	94.9
7)	Ryan, Atl.	39	23	59.0	340	8.72	3	7.7	2	5.1	91.8
8)	Winston, T.B.	48	31	64.6	442	9.21	2	4.2	2	4.2	90.8
9)	Glennon, Chi.	69	45	65.2	410	5.94	2	2.9	1	1.4	84.8
10)	Palmer, Ariz	75	43	57.3	524	6.99	2	2.7	1	1.3	82.3
11)	Cousins, Was.	26	16	61.5	189	7.27	1	3.8	1	3.8	80.4
12)	Wentz, Phi.	48	29	60.4	278	5.79	1	2.1	1	2.1	74.8
13)	Prescott, Dal.	57	31	54.4	417	7.32	3	5.3	3	5.3	73.5
14)	Keenum, Min.	35	20	57.1	189	5.40	0	0.0	0	0.0	72.2
15)	Goff, LA-R	39	19	48.7	319	8.18	1	2.6	2	5.1	63.9
16)	Newton, Car.	26	16	61.5	165	6.35	0	0.0	2	7.7	47.8

NFC / THIRD-DOWN PASSING LEADERS

Rank	Player, Team	Att	Comp	Comp%	Yards	YPA	TD	TD%	Int	Int%	Rating
1)	Wentz, Phi.	52	37	71.2	574	11.04	6	11.5	1	1.9	137.8
2)	Brees, N.O.	41	28	68.3	311	7.59	2	4.9	0	0.0	106.9
3)	Goff, LA-R	49	32	65.3	361	7.37	4	8.2	1	2.0	105.9
4)	A. Rodgers, G.B.	43	24	55.8	348	8.09	4	9.3	1	2.3	103.6
5)	Manning, NY-G	50	35	70.0	328	6.56	2	4.0	0	0.0	101.1
6)	Ryan, Atl.	29	18	62.1	267	9.21	2	6.9	1	3.4	100.8
7)	Cousins, Was.	41	24	58.5	315	7.68	3	7.3	1	2.4	97.1
8)	Stafford, Det.	53	31	58.5	326	6.15	3	5.7	0	0.0	95.3
9)	Keenum, Min.	36	22	61.1	267	7.42	1	2.8	0	0.0	93.2
10)	Prescott, Dal.	48	32	66.7	340	7.08	2	4.2	1	2.1	92.4
11)	Glennon, Chi.	41	29	70.7	291	7.10	2	4.9	2	4.9	86.5
12)	Newton, Car.	39	25	64.1	360	9.23	2	5.1	3	7.7	79.0
13)	Winston, T.B.	34	18	52.9	260	7.65	0	0.0	0	0.0	78.1
14)	Wilson, Sea.	55	31	56.4	303	5.51	2	3.6	1	1.8	76.6
15)	Hoyer, S.F.	56	31	55.4	249	4.45	2	3.6	1	1.8	71.2
16)	Palmer, Ariz	64	35	54.7	391	6.11	2	3.1	2	3.1	70.5

WEEK 5 / THROUGH MONDAY, OCTOBER 9, 2017**NFC / LEADING RUSHERS**

Rank	Player, Team	Att	Yards	Avg	Long	TD
1)	Gurley, LA-R	100	405	4.1	29	4
2)	E. Elliott, Dal.	105	393	3.7	30	2
3)	*Cook, Min.	74	354	4.8	33	2
4)	Hyde, S.F.	73	332	4.5	61	2
5)	Howard, Chi.	82	328	4.0	19t	4
6)	Blount, Phi.	56	323	5.8	68	1
7)	Abdullah, Det.	76	288	3.8	34	1
8)	Freeman, Atl.	70	285	4.1	18	5
9)	Stewart, Car.	77	251	3.3	17	0
10)	*Carson, Sea.	49	208	4.2	30	0
11)	*Cohen, Chi.	36	194	5.4	46	0
12)	T. Coleman, Atl.	29	181	6.2	35	0
13)	*A. Jones, G.B.	32	174	5.4	22	2
14)	Ingram, N.O.	42	170	4.0	28	0
15)	Rodgers, T.B.	43	167	3.9	36	1
16)	Wilson, Sea. (QB)	30	154	5.1	29	1
17)	Montgomery, G.B.	46	152	3.3	11	2
18)	*Perine, Was.	46	143	3.1	12	0
19)	C. Thompson, Was.	20	142	7.1	61t	2
20)	Kelley, Was.	29	131	4.5	21	0
21)	Prescott, Dal. (QB)	16	126	7.9	21	2
22)	Darkwa, NY-G	21	122	5.8	23t	1
23)	McKinnon, Min.	26	121	4.7	58t	1
24)	*Breida, S.F.	30	120	4.0	14	0
25)	C. Johnson, Ariz	45	114	2.5	11	0
26)	Smallwood, Phi.	29	113	3.9	20	1
27t)	Austin, LA-R (WR)	20	108	5.4	27t	1
27t)	Wentz, Phi. (QB)	26	108	4.2	24	0
29)	*Gallman, NY-G	22	99	4.5	15	0
30)	*McCaffrey, Car.	34	96	2.8	11	0
31)	Newton, Car. (QB)	29	90	3.1	15	2
32)	Morris, Dal.	8	87	10.9	70	0
33t)	*Kamara, N.O.	15	83	5.5	25t	1
33t)	A. Rodgers, G.B. (QB)	18	83	4.6	18	0
35)	Peterson, N.O.	27	81	3.0	11	0
36)	Cousins, Was. (QB)	15	77	5.1	15	0
37t)	Lacy, Sea.	25	74	3.0	19	0
37t)	Martin, T.B.	13	74	5.7	17	1
39t)	*Clement, Phi.	23	69	3.0	15t	1
39t)	Murray, Min.	26	69	2.7	8	0
41)	Vereen, NY-G	17	65	3.8	8	0
42t)	Perkins, NY-G	32	61	1.9	14	0
42t)	Sproles, Phi.	15	61	4.1	12	0
44)	Stafford, Det. (QB)	10	53	5.3	15	0
45t)	Barber, T.B.	12	49	4.1	14	0
45t)	Ellington, Ariz	13	49	3.8	14	0
47)	Keenum, Min. (QB)	7	40	5.7	22	0
48)	McKissic, Sea.	6	38	6.3	30t	1
49)	*Williams, G.B.	10	33	3.3	6	0
50)	K. Williams, Ariz	19	32	1.7	5	1

NFC / THIRD-AND-ONE RUSHING LEADERS

Rank	Player, Team	Att	FD	Pct
1t)	Freeman, Atl.	4	4	100.0
1t)	Palmer, Ariz	4	4	100.0
1t)	*A. Jones, G.B.	2	2	100.0
1t)	Montgomery, G.B.	2	2	100.0
1t)	Murray, Min.	2	2	100.0
1t)	Rodgers, T.B.	2	2	100.0
1t)	Stewart, Car.	2	2	100.0
1t)	Kelley, Was.	1	1	100.0
9t)	Blount, Phi.	3	2	66.7
9t)	E. Elliott, Dal.	3	2	66.7
11)	Gurley, LA-R	8	5	62.5
12)	T. Coleman, Atl.	2	1	50.0

WEEK 5 / THROUGH MONDAY, OCTOBER 9, 2017**NFC / LEADERS IN RECEPTIONS**

Rank	Player, Team	Rec	Yards	Avg	Long	TD
1t)	Ertz, Phi. (TE)	32	387	12.1	53	2
1t)	Fitzgerald, Ariz	32	327	10.2	37	2
3t)	Thielen, Min.	29	392	13.5	45	0
3t)	Tate, Det.	29	267	9.2	22	1
5t)	Garcon, S.F.	28	379	13.5	59	0
5t)	Ellington, Ariz (RB)	28	257	9.2	24	0
7t)	Baldwin, Sea.	27	284	10.5	36	1
7t)	*McCaffrey, Car. (RB)	27	237	8.8	37	1
7t)	Witten, Dal. (TE)	27	229	8.5	28t	2
10t)	Thomas, N.O.	25	310	12.4	33	2
10t)	Beckham, NY-G	25	302	12.1	48t	3
10t)	*Cohen, Chi. (RB)	25	144	5.8	19t	1
13t)	M. Evans, T.B.	24	276	11.5	31	2
13t)	Funchess, Car.	24	269	11.2	24	3
15t)	Diggs, Min.	23	395	17.2	59t	4
15t)	D. Adams, G.B.	23	285	12.4	41	4
15t)	Cobb, G.B.	23	218	9.5	29	1
18t)	Shepard, NY-G	22	263	12.0	77t	1
18t)	Gurley, LA-R (RB)	22	241	11.0	53t	3
20t)	Bryant, Dal.	21	264	12.6	36	3
20t)	Graham, Sea. (TE)	21	179	8.5	33	1
22t)	Jeffery, Phi.	20	246	12.3	24	2
22t)	Bennett, G.B. (TE)	20	194	9.7	33	0
22t)	*Kamara, N.O. (RB)	20	147	7.4	38	1
25t)	Ju. Jones, Atl.	19	295	15.5	34	0
25t)	Nelson, G.B.	19	230	12.1	58	6
25t)	*Engram, NY-G (TE)	19	200	10.5	31	1
25t)	Williams, Dal.	19	180	9.5	23	0
25t)	Vereen, NY-G (RB)	19	134	7.1	20	0
30t)	Wright, Chi.	18	200	11.1	22	1
30t)	Marshall, NY-G	18	154	8.6	18	0
30t)	Riddick, Det. (RB)	18	135	7.5	21	1
30t)	Montgomery, G.B. (RB)	18	129	7.2	23	1
30t)	Hyde, S.F. (RB)	18	95	5.3	10	0
35t)	Nelson, Ariz	17	277	16.3	45t	2
35t)	Benjamin, Car.	17	272	16.0	43	1
35t)	Woods, LA-R	17	252	14.8	31	0
35t)	Ja. Brown, Ariz	17	244	14.4	32	1
35t)	*Kupp, LA-R	17	230	13.5	28	2
35t)	Humphries, T.B.	17	207	12.2	38	0
35t)	*Kittle, S.F. (TE)	17	166	9.8	27	1
35t)	E. Elliott, Dal. (RB)	17	134	7.9	31	1
43t)	Agholor, Phi.	16	266	16.6	72t	3
43t)	Lockett, Sea.	16	195	12.2	41	0
43t)	Miller, Chi. (TE)	16	182	11.4	29	1
43t)	Sanu, Atl.	16	163	10.2	24	1
43t)	Rudolph, Min. (TE)	16	154	9.6	27	2
48t)	Brate, T.B. (TE)	15	205	13.7	35	3
48t)	Ingram, N.O. (RB)	15	125	8.3	25	0
48t)	Beasley, Dal.	15	109	7.3	13	2

WEEK 5 / THROUGH MONDAY, OCTOBER 9, 2017**NFC / RECEIVING YARDAGE LEADERS**

Rank	Player, Team	Yards	Rec	Avg	Long	TD
1)	Diggs, Min.	395	23	17.2	59t	4
2)	Thielen, Min.	392	29	13.5	45	0
3)	Ertz, Phi. (TE)	387	32	12.1	53	2
4)	Garcon, S.F.	379	28	13.5	59	0
5)	Fitzgerald, Ariz	327	32	10.2	37	2
6)	Thomas, N.O.	310	25	12.4	33	2
7)	Beckham, NY-G	302	25	12.1	48t	3
8)	Ju. Jones, Atl.	295	19	15.5	34	0
9)	D. Adams, G.B.	285	23	12.4	41	4
10)	Baldwin, Sea.	284	27	10.5	36	1
11)	Nelson, Ariz	277	17	16.3	45t	2
12)	M. Evans, T.B.	276	24	11.5	31	2
13)	Benjamin, Car.	272	17	16.0	43	1
14)	Dickson, Car. (TE)	271	11	24.6	64	0
15)	Funchess, Car.	269	24	11.2	24	3
16)	Tate, Det.	267	29	9.2	22	1
17)	Agholor, Phi.	266	16	16.6	72t	3
18)	Bryant, Dal.	264	21	12.6	36	3
19)	Shepard, NY-G	263	22	12.0	77t	1
20)	Ellington, Ariz (RB)	257	28	9.2	24	0
21)	Woods, LA-R	252	17	14.8	31	0
22)	Jackson, T.B.	249	14	17.8	41	1
23)	Jeffery, Phi.	246	20	12.3	24	2
24)	Ja. Brown, Ariz	244	17	14.4	32	1
25)	Goodwin, S.F.	243	14	17.4	51	0
26)	Gurley, LA-R (RB)	241	22	11.0	53t	3
27)	*McCaffrey, Car. (RB)	237	27	8.8	37	1
28)	C. Thompson, Was. (RB)	235	14	16.8	74	2
29t)	*Kupp, LA-R	230	17	13.5	28	2
29t)	Nelson, G.B.	230	19	12.1	58	6
31)	Witten, Dal. (TE)	229	27	8.5	28t	2
32)	Cobb, G.B.	218	23	9.5	29	1
33)	Watkins, LA-R	211	14	15.1	47	2
34)	P. Richardson, Sea.	208	14	14.9	37	2
35t)	Butler, Dal.	207	8	25.9	53	2
35t)	Humphries, T.B.	207	17	12.2	38	0
37)	Brate, T.B. (TE)	205	15	13.7	35	3
38)	T. Smith, Phi.	204	13	15.7	59t	1
39t)	*Engram, NY-G (TE)	200	19	10.5	31	1
39t)	Wright, Chi.	200	18	11.1	22	1
41)	Lockett, Sea.	195	16	12.2	41	0
42t)	Bennett, G.B. (TE)	194	20	9.7	33	0
42t)	Hooper, Atl. (TE)	194	10	19.4	88t	1
44)	Pryor, Was.	186	13	14.3	44t	1
45)	M. Jones, Det.	184	14	13.1	38	2
46)	Miller, Chi. (TE)	182	16	11.4	29	1
47)	Williams, Dal.	180	19	9.5	23	0
48)	Graham, Sea. (TE)	179	21	8.5	33	1
49t)	Higbee, LA-R (TE)	166	10	16.6	35	0
49t)	*Kittle, S.F. (TE)	166	17	9.8	27	1

WEEK 5 / THROUGH MONDAY, OCTOBER 9, 2017**NFC / THIRD-DOWN RECEIVING LEADERS**

Rank	Player, Team	Rec	Yards	Avg	Long	TD
1t)	Ertz, Phi. (TE)	10	111	11.1	23	2
1t)	Tate, Det.	10	98	9.8	19	0
3t)	Agholor, Phi.	9	212	23.6	72t	2
3t)	Thielen, Min.	9	118	13.1	27	0
3t)	Fitzgerald, Ariz	9	101	11.2	33	0
6t)	Diggs, Min.	8	115	14.4	59t	2
6t)	Lockett, Sea.	8	103	12.9	41	0
6t)	Jeffery, Phi.	8	98	12.3	16	0
6t)	Thomas, N.O.	8	86	10.8	16	0
6t)	Funchess, Car.	8	68	8.5	15	1
11t)	C. Thompson, Was. (RB)	7	138	19.7	74	1
11t)	Ja. Brown, Ariz	7	104	14.9	25t	1
11t)	Gurley, LA-R (RB)	7	92	13.1	28	1
11t)	E. Elliott, Dal. (RB)	7	85	12.1	31	1
11t)	Ellington, Ariz (RB)	7	71	10.1	22	0
11t)	*Engram, NY-G (TE)	7	71	10.1	17	0
11t)	*Taylor, S.F.	7	62	8.9	18	1
11t)	Graham, Sea. (TE)	7	43	6.1	14	0
11t)	McKinnon, Min. (RB)	7	37	5.3	10	0
20t)	Benjamin, Car.	6	125	20.8	43	0
20t)	Rudolph, Min. (TE)	6	80	13.3	27	1
20t)	Nelson, G.B.	6	78	13.0	32t	3
20t)	Brate, T.B. (TE)	6	76	12.7	26	0
20t)	Watkins, LA-R	6	69	11.5	28	2
20t)	Wright, Chi.	6	65	10.8	16	1
20t)	Beckham, NY-G	6	62	10.3	16	0
20t)	Williams, Dal.	6	59	9.8	23	0
20t)	*Cohen, Chi. (RB)	6	53	8.8	14	0
20t)	Crowder, Was.	6	44	7.3	21	0
20t)	Beasley, Dal.	6	40	6.7	12	0
20t)	Witten, Dal. (TE)	6	38	6.3	9	0
20t)	Hyde, S.F. (RB)	6	32	5.3	9	0
20t)	*Kamara, N.O. (RB)	6	16	2.7	12t	1
34t)	Cobb, G.B.	5	80	16.0	29	1
34t)	*Kupp, LA-R	5	76	15.2	28	1
34t)	Woods, LA-R	5	62	12.4	19	0
34t)	D. Thompson, Chi.	5	57	11.4	15	1
34t)	Baldwin, Sea.	5	55	11.0	27	1
34t)	Ju. Jones, Atl.	5	55	11.0	16	0
34t)	Marshall, NY-G	5	38	7.6	12	0
41t)	T. Smith, Phi.	4	114	28.5	59t	1
41t)	Allison, G.B.	4	94	23.5	72	0
41t)	M. Jones, Det.	4	80	20.0	38	1
41t)	Lewis, NY-G	4	74	18.5	29t	1
41t)	M. Evans, T.B.	4	66	16.5	31	0
41t)	*McCaffrey, Car. (RB)	4	51	12.8	16	0
41t)	D. Adams, G.B.	4	44	11.0	21	0
41t)	Fells, Det. (TE)	4	43	10.8	20t	1
41t)	Garcon, S.F.	4	42	10.5	18	0
41t)	Reed, Was. (TE)	4	40	10.0	14	0
41t)	Shepard, NY-G	4	38	9.5	19	0
41t)	Goodwin, S.F.	4	33	8.3	13	0
41t)	Howard, Chi. (RB)	4	29	7.3	10	0
41t)	Sanu, Atl.	4	29	7.3	10	0
41t)	Cunningham, Chi. (RB)	4	28	7.0	11	0
41t)	Ebron, Det. (TE)	4	27	6.8	8	1
41t)	*Kittle, S.F. (TE)	4	18	4.5	8	0
41t)	Riddick, Det. (RB)	4	7	1.8	5	0

WEEK 5 / THROUGH MONDAY, OCTOBER 9, 2017**NFC / LEADING SCORERS, NONKICKERS**

Rank	Player, Team	TD	Rush	Rec	Ret	X2	Pts
1)	Gurley, LA-R (RB)	7	4	3	0	0	42
2)	Nelson, G.B. (WR)	6	0	6	0	0	36
3)	Freeman, Atl. (RB)	5	5	0	0	0	30
4t)	D. Adams, G.B. (WR)	4	0	4	0	0	24
4t)	Diggs, Min. (WR)	4	0	4	0	0	24
4t)	Howard, Chi. (RB)	4	4	0	0	0	24
4t)	C. Thompson, Was. (RB)	4	2	2	0	0	24
8t)	Agholor, Phi. (WR)	3	0	3	0	0	18
8t)	Beckham, NY-G (WR)	3	0	3	0	0	18
8t)	Brate, T.B. (TE)	3	0	3	0	0	18
8t)	Bryant, Dal. (WR)	3	0	3	0	0	18
8t)	E. Elliott, Dal. (RB)	3	2	1	0	0	18
8t)	Funchess, Car. (WR)	3	0	3	0	0	18
8t)	Montgomery, G.B. (RB)	3	2	1	0	0	18
15)	Jeffery, Phi. (WR)	2	0	2	0	1	14
16t)	Beasley, Dal. (WR)	2	0	2	0	0	12
16t)	Blount, Phi. (RB)	2	1	1	0	0	12
16t)	Butler, Dal. (WR)	2	0	2	0	0	12
16t)	Coleman, N.O. (WR)	2	0	2	0	0	12
16t)	*Cook, Min. (RB)	2	2	0	0	0	12
16t)	Ertz, Phi. (TE)	2	0	2	0	0	12
16t)	M. Evans, T.B. (WR)	2	0	2	0	0	12
16t)	Fells, Det. (TE)	2	0	2	0	0	12
16t)	Fitzgerald, Ariz (WR)	2	0	2	0	0	12
16t)	Fleener, N.O. (TE)	2	0	2	0	0	12
16t)	*Golladay, Det. (WR)	2	0	2	0	0	12
16t)	Grant, Was. (WR)	2	0	2	0	0	12
16t)	Hyde, S.F. (RB)	2	2	0	0	0	12
16t)	*A. Jones, G.B. (RB)	2	2	0	0	0	12
16t)	M. Jones, Det. (WR)	2	0	2	0	0	12
16t)	*Kamara, N.O. (RB)	2	1	1	0	0	12
16t)	*Kupp, LA-R (WR)	2	0	2	0	0	12
16t)	McKissic, Sea. (RB)	2	1	1	0	0	12
16t)	Nelson, Ariz (WR)	2	0	2	0	0	12
16t)	Newton, Car. (QB)	2	2	0	0	0	12
16t)	Prescott, Dal. (QB)	2	2	0	0	0	12
16t)	P. Richardson, Sea. (WR)	2	0	2	0	0	12
16t)	Rudolph, Min. (TE)	2	0	2	0	0	12
16t)	Thomas, N.O. (WR)	2	0	2	0	0	12
16t)	Watkins, LA-R (WR)	2	0	2	0	0	12
16t)	Willson, Sea. (TE)	2	0	2	0	0	12
16t)	Witten, Dal. (TE)	2	0	2	0	0	12
43)	Baldwin, Sea. (WR)	1	0	1	0	1	8

WEEK 5 / THROUGH MONDAY, OCTOBER 9, 2017

NFC / LEADING SCORERS, KICKERS

Rank	Player, Team	PAT	FG	Pct	Long	Pts
1)	Zuerlein, LA-R	15/15	15/16	.938	50	60
2)	Gould, S.F.	5/ 6	14/14	1.000	49	47
3)	Gano, Car.	9/10	12/13	.923	48	45
4)	*Elliott, Cin.-Phi.	11/11	10/12	.833	61	41
5)	Lutz, N.O.	9/ 9	10/13	.769	50	39
6)	Bryant, Atl.	11/11	9/ 9	1.000	53	38
7)	Prater, Det.	10/10	9/10	.900	58	37
8)	Walsh, Sea.	9/10	9/10	.900	49	36
9)	Bailey, Dal.	14/14	7/ 7	1.000	56	35
10t)	Dawson, Ariz	6/ 6	9/13	.692	50	33
10t)	Forbath, Min.	9/11	8/ 9	.889	45	33
12)	Hopkins, Was.	10/10	7/ 9	.778	41	31
13)	Crosby, G.B.	14/16	5/ 5	1.000	40	29
14)	Folk, T.B.	7/ 9	6/11	.545	50	25
15)	Rosas, NY-G	8/ 8	4/ 5	.800	41	20
16)	Barth, Chi.	8/ 8	2/ 4	.500	54	14
17)	Sturgis, Phi.	1/ 2	3/ 3	1.000	50	10

NFC / TOUCHBACKS ON KICKOFFS

Rank	Player, Team	TB
1)	Zuerlein, LA-R	25
2)	Gano, Car.	23
3)	Pinion, S.F.	21
4)	Crosby, G.B.	19
5)	Bosher, Atl.	18
6)	Bailey, Dal.	17
7t)	*Elliott, Cin.-Phi.	14
7t)	Hopkins, Was.	14
9t)	Folk, T.B.	13
9t)	Forbath, Min.	13
11t)	Locke, Det.	12
11t)	Lutz, N.O.	12
13t)	Barth, Chi.	11
13t)	Dawson, Ariz	11
13t)	Walsh, Sea.	11
16)	Rosas, NY-G	8
17)	Prater, Det.	4
18)	Sturgis, Phi.	2

WEEK 5 / THROUGH MONDAY, OCTOBER 9, 2017

NFC / MOST YARDS FROM SCRIMMAGE

Rank	Player, Team	Total			Rushing			Receiving		
		Yards	Att+Rec	Avg	Yards	Att	Avg	Yards	Rec	Avg
1)	Gurley, LA-R (RB)	646	122	5.3	405	100	4.1	241	22	11.0
2)	E. Elliott, Dal. (RB)	527	122	4.3	393	105	3.7	134	17	7.9
3)	*Cook, Min. (RB)	444	85	5.2	354	74	4.8	90	11	8.2
4)	Hyde, S.F. (RB)	427	91	4.7	332	73	4.5	95	18	5.3
5)	Thielen, Min. (WR)	403	30	13.4	11	1	11.0	392	29	13.5
6)	Diggs, Min. (WR)	393	25	15.7	-2	2	-1.0	395	23	17.2
7)	Ertz, Phi. (TE)	387	32	12.1	0	0	---	387	32	12.1
8)	Garcon, S.F. (WR)	379	28	13.5	0	0	---	379	28	13.5
9)	Howard, Chi. (RB)	378	92	4.1	328	82	4.0	50	10	5.0
10)	C. Thompson, Was. (RB)	377	34	11.1	142	20	7.1	235	14	16.8
11)	Abdullah, Det. (RB)	356	86	4.1	288	76	3.8	68	10	6.8
12)	Freeman, Atl. (RB)	355	79	4.5	285	70	4.1	70	9	7.8
13)	Blount, Phi. (RB)	344	59	5.8	323	56	5.8	21	3	7.0
14)	*Cohen, Chi. (RB)	338	61	5.5	194	36	5.4	144	25	5.8
15)	T. Coleman, Atl. (RB)	334	42	8.0	181	29	6.2	153	13	11.8
16)	*McCaffrey, Car. (RB)	333	61	5.5	96	34	2.8	237	27	8.8
17)	Fitzgerald, Ariz (WR)	327	32	10.2	0	0	---	327	32	10.2
18t)	Beckham, NY-G (WR)	310	26	11.9	8	1	8.0	302	25	12.1
18t)	Thomas, N.O. (WR)	310	25	12.4	0	0	---	310	25	12.4
20)	Ellington, Ariz (RB)	306	41	7.5	49	13	3.8	257	28	9.2
21t)	Ingram, N.O. (RB)	295	57	5.2	170	42	4.0	125	15	8.3
21t)	Ju. Jones, Atl. (WR)	295	19	15.5	0	0	---	295	19	15.5
21t)	Stewart, Car. (RB)	295	83	3.6	251	77	3.3	44	6	7.3
24)	Nelson, Ariz (WR)	291	18	16.2	14	1	14.0	277	17	16.3
25)	D. Adams, G.B. (WR)	285	23	12.4	0	0	---	285	23	12.4
26t)	Baldwin, Sea. (WR)	281	28	10.0	-3	1	-3.0	284	27	10.5
26t)	Montgomery, G.B. (RB)	281	64	4.4	152	46	3.3	129	18	7.2
28t)	M. Evans, T.B. (WR)	276	24	11.5	0	0	---	276	24	11.5
28t)	Shepard, NY-G (WR)	276	25	11.0	13	3	4.3	263	22	12.0
28t)	Tate, Det. (WR)	276	32	8.6	9	3	3.0	267	29	9.2
31)	Benjamin, Car. (WR)	272	17	16.0	0	0	---	272	17	16.0
32)	Dickson, Car. (TE)	271	11	24.6	0	0	---	271	11	24.6
33)	Funchess, Car. (WR)	269	24	11.2	0	0	---	269	24	11.2
34)	*Carson, Sea. (RB)	267	56	4.8	208	49	4.2	59	7	8.4
35)	Agholor, Phi. (WR)	266	16	16.6	0	0	---	266	16	16.6
36)	Bryant, Dal. (WR)	264	21	12.6	0	0	---	264	21	12.6
37)	Woods, LA-R (WR)	260	18	14.4	8	1	8.0	252	17	14.8
38)	Jackson, T.B. (WR)	249	14	17.8	0	0	---	249	14	17.8
39)	Jeffery, Phi. (WR)	246	20	12.3	0	0	---	246	20	12.3
40)	Ja. Brown, Ariz (WR)	244	17	14.4	0	0	---	244	17	14.4
41)	Goodwin, S.F. (WR)	243	14	17.4	0	0	---	243	14	17.4
42t)	*Kamara, N.O. (RB)	230	35	6.6	83	15	5.5	147	20	7.4
42t)	*Kupp, LA-R (WR)	230	17	13.5	0	0	---	230	17	13.5
42t)	Nelson, G.B. (WR)	230	19	12.1	0	0	---	230	19	12.1
45)	Witten, Dal. (TE)	229	27	8.5	0	0	---	229	27	8.5
46)	Cobb, G.B. (WR)	228	24	9.5	10	1	10.0	218	23	9.5
47)	Lockett, Sea. (WR)	226	19	11.9	31	3	10.3	195	16	12.2
48)	McKinnon, Min. (RB)	212	40	5.3	121	26	4.7	91	14	6.5
49)	Watkins, LA-R (WR)	211	14	15.1	0	0	---	211	14	15.1
50)	P. Richardson, Sea. (WR)	208	14	14.9	0	0	---	208	14	14.9

WEEK 5 / THROUGH MONDAY, OCTOBER 9, 2017**NFC / LEADERS IN FIRST DOWNS**

Rank	Player, Team	Rush	Rec	Tot
1)	Gurley, LA-R (RB)	24	9	33
2)	E. Elliott, Dal. (RB)	25	3	28
3)	Freeman, Atl. (RB)	21	4	25
4)	Howard, Chi. (RB)	22	1	23
5t)	Ertz, Phi. (TE)	0	20	20
5t)	Stewart, Car. (RB)	18	2	20
7t)	Garcon, S.F. (WR)	0	19	19
7t)	Thomas, N.O. (WR)	0	19	19
9t)	*Cook, Min. (RB)	15	3	18
9t)	Fitzgerald, Ariz (WR)	0	18	18
9t)	*McCaffrey, Car. (RB)	5	13	18
12t)	Diggs, Min. (WR)	0	17	17
12t)	M. Evans, T.B. (WR)	0	17	17
12t)	Hyde, S.F. (RB)	13	4	17
12t)	Nelson, G.B. (WR)	0	17	17
12t)	Thielen, Min. (WR)	1	16	17
17t)	Abdullah, Det. (RB)	12	4	16
17t)	D. Adams, G.B. (WR)	0	16	16
17t)	Montgomery, G.B. (RB)	10	6	16
20t)	Beckham, NY-G (WR)	0	15	15
20t)	Bryant, Dal. (WR)	0	15	15
20t)	Funchess, Car. (WR)	0	15	15
20t)	Ingram, N.O. (RB)	8	7	15
20t)	C. Thompson, Was. (RB)	5	10	15
25t)	Baldwin, Sea. (WR)	0	14	14
25t)	Blount, Phi. (RB)	12	2	14
25t)	*Carson, Sea. (RB)	11	3	14
25t)	T. Coleman, Atl. (RB)	7	7	14
25t)	Ellington, Ariz (RB)	2	12	14
25t)	Jeffery, Phi. (WR)	0	14	14
25t)	Ju. Jones, Atl. (WR)	0	14	14
25t)	Tate, Det. (WR)	0	14	14
33t)	Benjamin, Car. (WR)	0	13	13
33t)	Ja. Brown, Ariz (WR)	0	13	13
33t)	*Kupp, LA-R (WR)	0	13	13
33t)	Shepard, NY-G (WR)	1	12	13
37t)	Goodwin, S.F. (WR)	0	12	12
37t)	Humphries, T.B. (WR)	0	12	12
37t)	Jackson, T.B. (WR)	0	12	12
37t)	*Kamara, N.O. (RB)	4	8	12
37t)	Lockett, Sea. (WR)	2	10	12
37t)	Woods, LA-R (WR)	0	12	12
37t)	Wright, Chi. (WR)	0	12	12
44t)	Agholor, Phi. (WR)	0	11	11
44t)	Cobb, G.B. (WR)	1	10	11
44t)	*Cohen, Chi. (RB)	7	4	11
44t)	*A. Jones, G.B. (RB)	10	1	11
44t)	Marshall, NY-G (WR)	0	11	11
44t)	Nelson, Ariz (WR)	1	10	11
44t)	P. Richardson, Sea. (WR)	0	11	11
44t)	Rodgers, T.B. (RB)	8	3	11
44t)	Sanu, Atl. (WR)	1	10	11
44t)	Watkins, LA-R (WR)	0	11	11
44t)	Williams, Dal. (WR)	0	11	11

WEEK 5 / THROUGH MONDAY, OCTOBER 9, 2017**NFC / LEADING PUNTERS**

Rank	Player, Team	No	Yards	Lg	Avg	TB	Blk	Dwn	OB	Opp Ret	In Yds	Net 20	Net Avg
1)	Morstead, N.O.	12	583	68	48.6	0	0	1	1	7	32	5	45.9
2)	Lee, Ariz	28	1327	60	47.4	0	0	4	3	18	265	6	37.9
3)	Hekker, LA-R	16	757	64	47.3	0	0	3	3	9	32	8	45.3
4)	O'Donnell, Chi.	24	1133	69	47.2	4	0	2	3	10	102	10	39.6
5)	Bosher, Atl.	12	554	62	46.2	0	0	1	0	4	55	7	41.6
6)	*Vogel, G.B.	21	969	62	46.1	0	0	3	3	10	44	6	44.0
7)	Anger, T.B.	17	779	62	45.8	0	0	4	2	5	61	6	42.2
8)	Pinion, S.F.	26	1178	59	45.3	0	0	1	4	13	18	11	44.6
9)	Palardy, Car.	18	802	60	44.6	2	0	1	3	5	29	3	40.7
10)	Locke, Det.	22	979	54	44.5	0	0	2	2	9	76	8	41.0
11)	Way, Was.	17	756	62	44.5	1	0	1	1	7	28	9	41.6
12)	Ryan, Sea.	28	1244	64	44.4	1	0	7	2	12	91	10	40.5
13)	C. Jones, Dal.	20	878	62	43.9	1	0	3	3	8	45	12	40.7
14)	D. Jones, Phi.	17	745	58	43.8	2	0	1	3	7	21	5	40.2
15)	Wing, NY-G	28	1220	60	43.6	4	0	4	4	10	161	5	35.0
16)	Quigley, Min.	22	931	55	42.3	0	0	0	4	7	24	9	41.2

NFC / LEADING PUNTERS, NET AVERAGE

Rank	Player, Team	No	Yards	Lg	Avg	TB	Blk	Dwn	OB	Opp Ret	In Yds	Net 20	Net Avg
1)	Morstead, N.O.	12	583	68	48.6	0	0	1	1	7	32	5	45.9
2)	Hekker, LA-R	16	757	64	47.3	0	0	3	3	9	32	8	45.3
3)	Pinion, S.F.	26	1178	59	45.3	0	0	1	4	13	18	11	44.6
4)	*Vogel, G.B.	21	969	62	46.1	0	0	3	3	10	44	6	44.0
5)	Anger, T.B.	17	779	62	45.8	0	0	4	2	5	61	6	42.2
6)	Way, Was.	17	756	62	44.5	1	0	1	1	7	28	9	41.6
7)	Bosher, Atl.	12	554	62	46.2	0	0	1	0	4	55	7	41.6
8)	Quigley, Min.	22	931	55	42.3	0	0	0	4	7	24	9	41.2
9)	Locke, Det.	22	979	54	44.5	0	0	2	2	9	76	8	41.0
10)	Palardy, Car.	18	802	60	44.6	2	0	1	3	5	29	3	40.7
11)	C. Jones, Dal.	20	878	62	43.9	1	0	3	3	8	45	12	40.7
12)	Ryan, Sea.	28	1244	64	44.4	1	0	7	2	12	91	10	40.5
13)	D. Jones, Phi.	17	745	58	43.8	2	0	1	3	7	21	5	40.2
14)	O'Donnell, Chi.	24	1133	69	47.2	4	0	2	3	10	102	10	39.6
15)	Lee, Ariz	28	1327	60	47.4	0	0	4	3	18	265	6	37.9
16)	Wing, NY-G	28	1220	60	43.6	4	0	4	4	10	161	5	35.0

WEEK 5 / THROUGH MONDAY, OCTOBER 9, 2017**NFC / PUNT RETURN LEADERS**

Rank	Player, Team	Ret	FC	Yards	Avg	Long	TD
1)	*Agnew, Det.	7	5	155	22.1	88t	1
2)	Reedy, T.B.	6	3	62	10.3	17	0
3)	Roberts, Atl.	7	4	70	10.0	27	0
4)	*Taylor, S.F.	10	5	99	9.9	21	0
5)	Davis, G.B.	8	7	75	9.4	33	0
6)	Ginn, N.O.	6	4	54	9.0	17	0
7)	Sherels, Min.	10	7	80	8.0	21	0
8)	*Switzer, Dal.	8	4	61	7.6	21	0
9)	*Cohen, Chi.	12	5	87	7.3	17	0
10)	Harris, NY-G	7	9	48	6.9	17	0
11)	*McCaffrey, Car.	12	5	78	6.5	13	0
12)	Lockett, Sea.	8	9	49	6.1	13	0
13)	Crowder, Was.	8	4	39	4.9	18	0
14)	Austin, LA-R	12	1	53	4.4	12	0
15)	K. Williams, Ariz	7	10	24	3.4	7	0

NFC / KICKOFF RETURN LEADERS

Rank	Player, Team	Ret	Yards	Avg	Long	TD
1)	Cooper, LA-R	13	352	27.1	66	0
2)	McKinnon, Min.	12	312	26.0	39	0
3)	*Kamara, N.O.	5	120	24.0	34	0
4)	*Switzer, Dal.	7	163	23.3	28	0
5)	Roberts, Atl.	8	181	22.6	61	0
6)	Reedy, T.B.	6	132	22.0	50	0
7)	Harris, NY-G	9	188	20.9	30	0
8)	D. Thompson, Chi.	11	229	20.8	29	0
9)	*Bolden, S.F.	12	242	20.2	34	0
10)	K. Williams, Ariz	10	195	19.5	23	0

WEEK 5 / THROUGH MONDAY, OCTOBER 9, 2017**NFC / LEADERS IN INTERCEPTIONS**

Rank	Player, Team	Int	Yards	Avg	Long	TD
1t)	Quin, Det.	2	62	31.0	37t	1
1t)	Slay, Det.	2	52	26.0	37	0
1t)	Armstrong, S.F.	2	29	14.5	29	0
1t)	Bethea, Ariz	2	16	8.0	16	0
1t)	Smith, Min.	2	6	3.0	12	0
6t)	Bethel, Ariz	1	82	82.0	82t	1
6t)	*J. Johnson, LA-R	1	69	69.0	69	0
6t)	McClain, T.B.	1	47	47.0	47t	1
6t)	T. Johnson, LA-R	1	39	39.0	39t	1
6t)	Tartt, S.F.	1	37	37.0	37	0
6t)	Sendejo, Min.	1	36	36.0	36	0
6t)	Killebrew, Det.	1	35	35.0	35t	1
6t)	Vaccaro, N.O.	1	30	30.0	30	0
6t)	Joyner, LA-R	1	29	29.0	29t	1
6t)	Coleman, Sea.	1	28	28.0	28t	1
6t)	*Lewis, Dal.	1	25	25.0	25	0
6t)	Robey-Coleman, LA-R	1	25	25.0	25	0
6t)	*N. Jones, Sea.	1	24	24.0	24	0
6t)	Kerrigan, Was.	1	24	24.0	24t	1
6t)	Kuechly, Car.	1	23	23.0	23	0
6t)	Wilson, Det.	1	23	23.0	23	0
6t)	Alexander, T.B.	1	22	22.0	22	0
6t)	Randall, G.B.	1	21	21.0	21t	1
6t)	Thomas, Sea.	1	19	19.0	19	0
6t)	Waynes, Min.	1	18	18.0	18	0
6t)	Whitehead, Det.	1	18	18.0	18	0
6t)	Mathieu, Ariz	1	15	15.0	15	0
6t)	Mills, Phi.	1	15	15.0	15	0
6t)	Brice, G.B.	1	11	11.0	11	0
6t)	Foster, Was.	1	10	10.0	10	0
6t)	Wagner, Sea.	1	7	7.0	7	0
6t)	P. Williams, N.O.	1	7	7.0	7	0
6t)	S. Richardson, Sea.	1	5	5.0	5	0
6t)	Barron, LA-R	1	4	4.0	4	0
6t)	Clinton-Dix, G.B.	1	3	3.0	3	0
6t)	*J. Evans, T.B.	1	2	2.0	2	0
6t)	A. Brown, Dal.	1	0	0.0	0	0
6t)	Crawley, N.O.	1	0	0.0	0	0
6t)	Co. Davis, LA-R	1	0	0.0	0	0
6t)	*Douglas, Phi.	1	0	0.0	0	0
6t)	Fuller, Was.	1	0	0.0	0	0
6t)	*Nicholson, Was.	1	0	0.0	0	0
6t)	Robinson, Phi.	1	0	0.0	0	0
6t)	Thompson, NY-G	1	0	0.0	0	0
6t)	Trufant, Atl.	1	0	0.0	0	0
6t)	*M. Williams, N.O.	1	0	0.0	0	0

WEEK 5 / THROUGH MONDAY, OCTOBER 9, 2017**NFC / LEADERS IN SACKS**

Rank	Player, Team	Sacks
1)	Lawrence, Dal. (DE)	8.5
2)	Griffen, Min. (DE)	6.0
3)	Peppers, Car. (DE)	5.5
4)	Jones, Ariz (LB)	5.0
5t)	Ansah, Det. (DE)	4.0
5t)	Bennett, Sea. (DE)	4.0
5t)	Hicks, Chi. (DE)	4.0
5t)	Smith, Was. (LB)	4.0
5t)	Zettel, Det. (DE)	4.0
10t)	Dumervil, S.F. (DE)	3.5
10t)	B. Graham, Phi. (DE)	3.5
12t)	Addison, Car. (DE)	3.0
12t)	Floyd, Chi. (LB)	3.0
12t)	Jordan, N.O. (DE)	3.0
12t)	Longacre, LA-R (LB)	3.0
12t)	Reed, Atl. (DE)	3.0
12t)	Short, Car. (DT)	3.0
18t)	Clark, Sea. (DE)	2.5
18t)	M. Collins, Dal. (DT)	2.5
18t)	Kerrigan, Was. (LB)	2.5
18t)	Matthews, G.B. (LB)	2.5
18t)	Perry, G.B. (LB)	2.5
18t)	Quinn, LA-R (LB)	2.5
24t)	Barwin, LA-R (LB)	2.0
24t)	Beasley, Atl. (LB)	2.0
24t)	Clayborn, Atl. (DE)	2.0
24t)	Cox, Phi. (DT)	2.0
24t)	Crawford, Dal. (DE)	2.0
24t)	Green-Thompson, Car. (LB)	2.0
24t)	Hunter, Min. (DE)	2.0
24t)	Ioannidis, Was. (DT)	2.0
24t)	Irving, Dal. (DT)	2.0
24t)	*J. Jones, G.B. (DB)	2.0
24t)	Kikaha, N.O. (LB)	2.0
24t)	Long, Phi. (DE)	2.0
24t)	McPhee, Chi. (LB)	2.0
24t)	Ngata, Det. (DT)	2.0
24t)	Ogletree, LA-R (LB)	2.0
24t)	Vernon, NY-G (DE)	2.0
24t)	Young, Chi. (LB)	2.0
41t)	Armstead, S.F. (DE)	1.5
41t)	Buckner, S.F. (DT)	1.5
41t)	Daniels, G.B. (DE)	1.5
41t)	Fox, LA-R (DE)	1.5
41t)	Jernigan, Phi. (DT)	1.5
41t)	Pierre-Paul, NY-G (DE)	1.5
41t)	M. Smith, Sea. (DE)	1.5

WEEK 5 / THROUGH MONDAY, OCTOBER 9, 2017**NFC / FUMBLE RECOVERIES**

Rank	Player, Team	TotRec	OffRec	DefRec
1)	Winston, T.B.	4	4	0
2t)	Brees, N.O.	3	3	0
2t)	Glennon, Chi.	3	3	0
2t)	Wilson, Sea.	3	3	0
5t)	Havenstein, LA-R	2	2	0
5t)	Manning, NY-G	2	2	0
5t)	Newton, Car.	2	2	0
5t)	Reed, Was.	2	2	0
5t)	Rollins, G.B.	2	0	2
5t)	Wentz, Phi.	2	2	0
5t)	Whitehead, Det.	2	0	2
12t)	Apple, NY-G	1	0	1
12t)	Austin, LA-R	1	1	0
12t)	*Barnett, Phi.	1	0	1
12t)	Ja. Brown, Ariz	1	1	0
12t)	Burton, Phi.	1	0	1
12t)	Clarke, T.B.	1	0	1
12t)	M. Collins, Dal.	1	0	1
12t)	Cooper, Dal.	1	1	0
12t)	Cousins, Was.	1	1	0
12t)	Cox, Phi.	1	0	1
12t)	David, T.B.	1	0	1
12t)	*Davis, Det.	1	0	1
12t)	Davis, Car.	1	0	1
12t)	Fackrell, G.B.	1	0	1
12t)	Floyd, Chi.	1	0	1
12t)	Foster, Was.	1	0	1
12t)	Frederick, Dal.	1	0	1
12t)	*Gallman, NY-G	1	1	0
12t)	Garland, Atl.	1	1	0
12t)	Gurley, LA-R	1	1	0
12t)	Hicks, Chi.	1	0	1
12t)	Hicks, Phi.	1	0	1
12t)	Hill, LA-R	1	0	1
12t)	Hoyer, S.F.	1	1	0
12t)	Hyde, S.F.	1	1	0
12t)	L. Johnson, Phi.	1	1	0
12t)	T. Johnson, LA-R	1	0	1
12t)	Joseph, Min.	1	0	1
12t)	M. Kalil, Car.	1	1	0
12t)	Kennard, NY-G	1	0	1
12t)	Lotulelei, Car.	1	0	1
12t)	Lynch, T.B.	1	0	1
12t)	Martinez, G.B.	1	0	1
12t)	Massie, Chi.	1	1	0
12t)	Matthews, Atl.	1	1	0
12t)	McClain, Was.	1	0	1
12t)	McManis, Chi.	1	0	1
12t)	Morgan, Min.	1	1	0
12t)	Nelson, S.F.	1	0	1
12t)	Palmer, Ariz	1	1	0
12t)	Perry, G.B.	1	0	1
12t)	Rawls, Sea.	1	1	0
12t)	Redfern, Det.	1	1	0
12t)	Reedy, T.B.	1	1	0
12t)	S. Richardson, Sea.	1	0	1
12t)	Robertson-Harris, Chi.	1	1	0
12t)	Robey-Coleman, LA-R	1	0	1
12t)	A. Robinson, S.F.	1	0	1
12t)	G. Robinson, Det.	1	1	0
12t)	R. Robinson, S.F.	1	0	1
12t)	A. Rodgers, G.B.	1	1	0
12t)	Ryan, G.B.	1	0	1
12t)	Shepard, NY-G	1	1	0
12t)	Sherman, Sea.	1	1	0
12t)	Spaight, Was.	1	0	1
12t)	Staley, S.F.	1	1	0
12t)	Stewart, Car.	1	1	0
12t)	Sullivan, LA-R	1	1	0
12t)	C. Thompson, Was.	1	1	0
12t)	Thorpe, Sea.	1	0	1
12t)	Trufant, Atl.	1	0	1
12t)	Wagner, Sea.	1	0	1
12t)	Zenner, Det.	1	1	0
12t)	Zettel, Det.	1	0	1

WEEK 5 / THROUGH MONDAY, OCTOBER 9, 2017**NFC / OFFENSIVE FUMBLE RECOVERIES**

Rank	Player, Team	Ret	Yards	Avg	Long	TD
1)	Winston, T.B.	4	0	0.0	0	0
2t)	Brees, N.O.	3	0	0.0	0	0
2t)	Glennon, Chi.	3	0	0.0	0	0
2t)	Wilson, Sea.	3	0	0.0	0	0
5t)	Havenstein, LA-R	2	0	0.0	0	0
5t)	Manning, NY-G	2	0	0.0	0	0
5t)	Newton, Car.	2	0	0.0	0	0
5t)	Wentz, Phi.	2	0	0.0	0	0
5t)	Reed, Was.	2	-2	-1.0	0	0
10t)	Austin, LA-R	1	0	0.0	0	0
10t)	Ja. Brown, Ariz	1	0	0.0	0	0
10t)	Cooper, Dal.	1	0	0.0	0	0
10t)	Cousins, Was.	1	0	0.0	0	0
10t)	*Gallman, NY-G	1	0	0.0	0	0
10t)	Garland, Atl.	1	0	0.0	0	0
10t)	Gurley, LA-R	1	0	0.0	0	0
10t)	Hoyer, S.F.	1	0	0.0	0	0
10t)	L. Johnson, Phi.	1	0	0.0	0	0
10t)	M. Kalil, Car.	1	0	0.0	0	0
10t)	Massie, Chi.	1	0	0.0	0	0
10t)	Matthews, Atl.	1	0	0.0	0	0
10t)	Morgan, Min.	1	0	0.0	0	0
10t)	Palmer, Ariz	1	0	0.0	0	0
10t)	Rawls, Sea.	1	0	0.0	0	0
10t)	Redfern, Det.	1	0	0.0	0	0
10t)	Reedy, T.B.	1	0	0.0	0	0
10t)	Robertson-Harris, Chi.	1	0	0.0	0	0
10t)	G. Robinson, Det.	1	0	0.0	0	0
10t)	A. Rodgers, G.B.	1	0	0.0	0	0
10t)	Shepard, NY-G	1	0	0.0	0	0
10t)	Sherman, Sea.	1	0	0.0	0	0
10t)	Staley, S.F.	1	0	0.0	0	0
10t)	Stewart, Car.	1	0	0.0	0	0
10t)	Sullivan, LA-R	1	0	0.0	0	0
10t)	C. Thompson, Was.	1	0	0.0	0	0
10t)	Zenner, Det.	1	0	0.0	0	0
10t)	Hyde, S.F.	1	-6	-6.0	-6	0

NFC / DEFENSIVE FUMBLE RECOVERIES

Rank	Player, Team	Ret	Yards	Avg	Long	TD
1t)	Whitehead, Det.	2	5	2.5	5	0
1t)	Rollins, G.B.	2	0	0.0	0	0
3t)	Floyd, Chi.	1	21	21.0	21	0
3t)	Wagner, Sea.	1	21	21.0	21t	1
3t)	Cox, Phi.	1	20	20.0	20t	1
3t)	S. Richardson, Sea.	1	20	20.0	20	0
3t)	*Davis, Det.	1	16	16.0	16	0
3t)	Trufant, Atl.	1	15	15.0	15t	1
3t)	Frederick, Dal.	1	7	7.0	7	0
3t)	M. Collins, Dal.	1	6	6.0	6	0
3t)	R. Robinson, S.F.	1	2	2.0	2	0
3t)	Perry, G.B.	1	1	1.0	1	0
3t)	Apple, NY-G	1	0	0.0	0	0
3t)	*Barnett, Phi.	1	0	0.0	0	0
3t)	Burton, Phi.	1	0	0.0	0	0
3t)	Clarke, T.B.	1	0	0.0	0	0
3t)	David, T.B.	1	0	0.0	0	0
3t)	Davis, Car.	1	0	0.0	0	0
3t)	Fackrell, G.B.	1	0	0.0	0	0
3t)	Foster, Was.	1	0	0.0	0	0
3t)	Hicks, Chi.	1	0	0.0	0	0
3t)	Hicks, Phi.	1	0	0.0	0	0
3t)	Hill, LA-R	1	0	0.0	0	0
3t)	T. Johnson, LA-R	1	0	0.0	0	0
3t)	Joseph, Min.	1	0	0.0	0	0
3t)	Kennard, NY-G	1	0	0.0	0	0
3t)	Lotulelei, Car.	1	0	0.0	0	0
3t)	Lynch, T.B.	1	0	0.0	0	0
3t)	Martinez, G.B.	1	0	0.0	0	0
3t)	McClain, Was.	1	0	0.0	0	0
3t)	McManis, Chi.	1	0	0.0	0	0
3t)	Nelson, S.F.	1	0	0.0	0	0
3t)	Robey-Coleman, LA-R	1	0	0.0	0	0
3t)	A. Robinson, S.F.	1	0	0.0	0	0
3t)	Ryan, G.B.	1	0	0.0	0	0
3t)	Spaight, Was.	1	0	0.0	0	0
3t)	Thorpe, Sea.	1	0	0.0	0	0
3t)	Zettel, Det.	1	0	0.0	0	0

WEEK 5 / THROUGH MONDAY, OCTOBER 9, 2017

NFL / LEADING PASSERS

Player, Team	Att	Comp	Pct		Avg		Pct			Pct Rating	
			Comp	Yds	Gain	TD	TD	Long	Int	Int	Points
A. Smith, K.C.	158	121	76.6	1391	8.80	11	7.0	78t	0	0.0	125.8
Brady, N.E.	195	133	68.2	1702	8.73	11	5.6	54	1	0.5	112.0
Brees, N.O.	152	105	69.1	1135	7.47	8	5.3	52	0	0.0	108.3
Cousins, Was.	121	80	66.1	1004	8.30	7	5.8	74	1	0.8	107.6
A. Rodgers, G.B.	189	126	66.7	1367	7.23	13	6.9	72	3	1.6	104.1
Carr, Oak.	109	74	67.9	753	6.91	7	6.4	64t	2	1.8	101.2
*Watson, Hou.	145	90	62.1	1072	7.39	12	8.3	48t	4	2.8	100.7
Newton, Car.	145	99	68.3	1237	8.53	8	5.5	64	5	3.4	98.5
Wentz, Phi.	177	110	62.1	1362	7.69	10	5.6	72t	3	1.7	97.7
Keenum, Min.	121	78	64.5	895	7.40	4	3.3	59t	0	0.0	97.6
Stafford, Det.	173	111	64.2	1116	6.45	9	5.2	45t	1	0.6	97.4
Goff, LA-R	164	100	61.0	1360	8.29	7	4.3	69	3	1.8	94.1
Prescott, Dal.	179	112	62.6	1192	6.66	11	6.1	53	4	2.2	93.1
Winston, T.B.	154	94	61.0	1198	7.78	7	4.5	58t	3	1.9	92.4
Taylor, Buf.	136	85	62.5	910	6.69	6	4.4	47	2	1.5	90.6
Wilson, Sea.	178	111	62.4	1222	6.87	8	4.5	46	3	1.7	90.6
McCown, NY-J	147	105	71.4	1020	6.94	5	3.4	69t	4	2.7	90.5
Manning, NY-G	202	137	67.8	1338	6.62	8	4.0	77t	5	2.5	89.1
Siemian, Den.	126	79	62.7	888	7.05	7	5.6	44	4	3.2	89.0
Ryan, Atl.	135	88	65.2	1109	8.21	5	3.7	88t	5	3.7	87.5
Dalton, Cin.	159	104	65.4	1220	7.67	7	4.4	77t	6	3.8	87.5
Rivers, LA-C	194	116	59.8	1365	7.04	9	4.6	75t	5	2.6	86.0
Brissett, Ind.	127	77	60.6	997	7.85	2	1.6	63	3	2.4	80.7
Palmer, Ariz	227	136	59.9	1573	6.93	6	2.6	46	5	2.2	80.5
Mariota, Ten.	110	66	60.0	792	7.20	3	2.7	55t	3	2.7	79.8
Bortles, Jac.	135	74	54.8	827	6.13	7	5.2	35	4	3.0	78.2
Glennon, Chi.	140	93	66.4	833	5.95	4	2.9	29	5	3.6	76.9
Roethlisberger, Pit.	195	120	61.5	1269	6.51	6	3.1	51	7	3.6	75.8
Hoyer, S.F.	194	115	59.3	1211	6.24	4	2.1	59	4	2.1	75.8
Cutler, Mia.	131	82	62.6	706	5.39	3	2.3	31	3	2.3	74.8
Flacco, Bal.	144	92	63.9	823	5.72	4	2.8	54	6	4.2	71.0
*Kizer, Cle.	159	81	50.9	851	5.35	3	1.9	38	9	5.7	49.5

NFL / LEADING PASSERS, RANKS

Player, Team	Att	Comp	Pct		Avg		Pct			Pct Rating	
			Comp	Yds	Gain	TD	TD	Long	Int	Int	Points
A. Smith, K.C.	15	5	1	3	1	3t	2		1t	1t	1
Brady, N.E.	3t	3	5	1	2	3t	8		4t	4	2
Brees, N.O.	17	13t	3	16	11	9t	11		1t	1t	3
Cousins, Was.	29t	26	10	21	4	13t	6		4t	6	4
A. Rodgers, G.B.	7	4	8	4	14	1	3		9t	8	5
Carr, Oak.	32	30t	6	31	20	13t	4		7t	12	6
*Watson, Hou.	19t	21	22	19	13	2	1		17t	23	7
Newton, Car.	19t	17	4	10	3	9t	10		23t	26	8
Wentz, Phi.	10	12	21	6	9	6	7		9t	10	9
Keenum, Min.	29t	28	13	24	12	25t	23		1t	1t	10
Stafford, Det.	11	10t	14	17	26	7t	12		4t	5	11
Goff, LA-R	12	16	25	7	5	13t	19		9t	11	12
Prescott, Dal.	8	9	18	15	23	3t	5		17t	16	13
Winston, T.B.	16	18	24	14	8	13t	15		9t	13	14
Taylor, Buf.	23	23	19	23	22	20t	17		7t	7	15
Wilson, Sea.	9	10t	20	11	21	9t	16		9t	9	16
McCown, NY-J	18	13t	2	20	18	23t	22		17t	21	17
Manning, NY-G	2	1	7	8	24	9t	20		23t	19	18
Siemian, Den.	28	27	16	25	16	13t	9		17t	25	19
Ryan, Atl.	24t	22	12	18	6	23t	21		23t	29	20
Dalton, Cin.	13t	15	11	12	10	13t	18		29t	30	21
Rivers, LA-C	5t	7	29	5	17	7t	14		23t	20	22
Brissett, Ind.	27	29	26	22	7	34	32		9t	18	23
Palmer, Ariz	1	2	28	2	19	20t	28		23t	15	24
Mariota, Ten.	31	32	27	30	15	29t	27		9t	22	25
Bortles, Jac.	24t	30t	31	28	28	13t	13		17t	24	26
Glennon, Chi.	22	19	9	27	29	25t	25		23t	27	27
Roethlisberger, Pit.	3t	6	23	9	25	20t	24		31	28	28
Hoyer, S.F.	5t	8	30	13	27	25t	30		17t	14	29
Cutler, Mia.	26	24	17	32	31	29t	29		9t	17	30
Flacco, Bal.	21	20	15	29	30	25t	26		29t	31	31
*Kizer, Cle.	13t	25	32	26	32	29t	31		32	32	32

WEEK 5 / THROUGH MONDAY, OCTOBER 9, 2017**NFL / FOURTH-QUARTER PASSING LEADERS**

Rank	Player, Team	Att	Comp	Comp%	Yards	YPA	TD	TD%	Int	Int%	Rating
1)	Wilson, Sea.	45	30	66.7	365	8.11	5	11.1	0	0.0	128.5
2)	A. Smith, K.C.	38	26	68.4	369	9.71	3	7.9	0	0.0	125.9
3)	Brees, N.O.	43	37	86.0	371	8.63	3	7.0	0	0.0	125.9
4)	Hogan, Cle.	16	11	68.8	153	9.56	1	6.3	0	0.0	120.1
5)	A. Rodgers, G.B.	54	34	63.0	359	6.65	6	11.1	0	0.0	119.3
6)	Bortles, Jac.	19	14	73.7	167	8.79	1	5.3	0	0.0	117.7
7)	Stafford, Det.	45	26	57.8	363	8.07	4	8.9	0	0.0	113.5
8)	Carr, Oak.	33	24	72.7	195	5.91	2	6.1	0	0.0	107.5
9)	Manning, NY-G	65	44	67.7	528	8.12	5	7.7	2	3.1	105.2
10)	Brady, N.E.	48	32	66.7	364	7.58	2	4.2	0	0.0	103.1
11)	Rivers, LA-C	68	42	61.8	418	6.15	4	5.9	0	0.0	98.8
12)	*Watson, Hou.	48	27	56.3	421	8.77	4	8.3	2	4.2	95.9
13)	Hoyer, S.F.	57	31	54.4	330	5.79	4	7.0	0	0.0	94.9
14)	Ryan, Atl.	39	23	59.0	340	8.72	3	7.7	2	5.1	91.8
15)	Winston, T.B.	48	31	64.6	442	9.21	2	4.2	2	4.2	90.8
16)	Cutler, Mia.	50	33	66.0	326	6.52	2	4.0	1	2.0	89.3
17)	Mariota, Ten.	23	12	52.2	148	6.43	1	4.3	0	0.0	86.9
18)	Brissett, Ind.	23	13	56.5	207	9.00	0	0.0	0	0.0	86.7
19)	Glennon, Chi.	69	45	65.2	410	5.94	2	2.9	1	1.4	84.8
20)	Palmer, Ariz	75	43	57.3	524	6.99	2	2.7	1	1.3	82.3
21)	Cousins, Was.	26	16	61.5	189	7.27	1	3.8	1	3.8	80.4
22)	Wentz, Phi.	48	29	60.4	278	5.79	1	2.1	1	2.1	74.8
23)	Prescott, Dal.	57	31	54.4	417	7.32	3	5.3	3	5.3	73.5
24)	Keenum, Min.	35	20	57.1	189	5.40	0	0.0	0	0.0	72.2
25)	Taylor, Buf.	30	21	70.0	173	5.77	0	0.0	1	3.3	70.6
26)	McCown, NY-J	34	22	64.7	251	7.38	2	5.9	3	8.8	69.6
27)	Goff, LA-R	39	19	48.7	319	8.18	1	2.6	2	5.1	63.9
28)	Dalton, Cin.	36	20	55.6	205	5.69	0	0.0	1	2.8	60.5
29)	Roethlisberger, Pit.	45	30	66.7	324	7.20	0	0.0	3	6.7	59.9
30)	Flacco, Bal.	36	24	66.7	184	5.11	0	0.0	2	5.6	55.8
31)	*Kizer, Cle.	57	26	45.6	284	4.98	2	3.5	3	5.3	50.6
32)	Manuel, Oak.	23	12	52.2	123	5.35	0	0.0	1	4.3	49.7
33)	Newton, Car.	26	16	61.5	165	6.35	0	0.0	2	7.7	47.8
34)	Siemian, Den.	21	11	52.4	152	7.24	0	0.0	2	9.5	36.3
35)	Cassel, Ten.	13	6	46.2	48	3.69	0	0.0	2	15.4	16.3

NFL / THIRD-DOWN PASSING LEADERS

Rank	Player, Team	Att	Comp	Comp%	Yards	YPA	TD	TD%	Int	Int%	Rating
1)	Wentz, Phi.	52	37	71.2	574	11.04	6	11.5	1	1.9	137.8
2)	Brady, N.E.	48	32	66.7	403	8.40	4	8.3	0	0.0	120.4
3)	A. Smith, K.C.	39	30	76.9	332	8.51	2	5.1	0	0.0	118.8
4)	Siemian, Den.	40	27	67.5	322	8.05	4	10.0	1	2.5	114.8
5)	Brees, N.O.	41	28	68.3	311	7.59	2	4.9	0	0.0	106.9
6)	Goff, LA-R	49	32	65.3	361	7.37	4	8.2	1	2.0	105.9
7)	A. Rodgers, G.B.	43	24	55.8	348	8.09	4	9.3	1	2.3	103.6
8)	Manning, NY-G	50	35	70.0	328	6.56	2	4.0	0	0.0	101.1
9)	Ryan, Atl.	29	18	62.1	267	9.21	2	6.9	1	3.4	100.8
10)	*Watson, Hou.	30	18	60.0	173	5.77	2	6.7	0	0.0	98.3
11)	Cousins, Was.	41	24	58.5	315	7.68	3	7.3	1	2.4	97.1
12)	Stafford, Det.	53	31	58.5	326	6.15	3	5.7	0	0.0	95.3
13)	Keenum, Min.	36	22	61.1	267	7.42	1	2.8	0	0.0	93.2
14)	Prescott, Dal.	48	32	66.7	340	7.08	2	4.2	1	2.1	92.4
15)	Taylor, Buf.	45	30	66.7	275	6.11	3	6.7	2	4.4	86.8
16)	Glennon, Chi.	41	29	70.7	291	7.10	2	4.9	2	4.9	86.5
17)	McCown, NY-J	47	34	72.3	405	8.62	2	4.3	3	6.4	85.9
18)	Flacco, Bal.	34	19	55.9	200	5.88	1	2.9	0	0.0	83.0
19)	Cutler, Mia.	34	20	58.8	153	4.50	1	2.9	0	0.0	79.7
20)	Newton, Car.	39	25	64.1	360	9.23	2	5.1	3	7.7	79.0
21)	Brissett, Ind.	44	26	59.1	303	6.89	1	2.3	1	2.3	78.1
22)	Winston, T.B.	34	18	52.9	260	7.65	0	0.0	0	0.0	78.1
23)	Wilson, Sea.	55	31	56.4	303	5.51	2	3.6	1	1.8	76.6
24)	Carr, Oak.	30	18	60.0	167	5.57	1	3.3	1	3.3	72.5
25)	Hoyer, S.F.	56	31	55.4	249	4.45	2	3.6	1	1.8	71.2
26)	Palmer, Ariz	64	35	54.7	391	6.11	2	3.1	2	3.1	70.5
27)	Dalton, Cin.	42	22	52.4	273	6.50	2	4.8	3	7.1	58.9
28)	Mariota, Ten.	36	18	50.0	219	6.08	0	0.0	1	2.8	57.5
29)	Rivers, LA-C	53	31	58.5	394	7.43	1	1.9	4	7.5	56.6
30)	Roethlisberger, Pit.	51	28	54.9	259	5.08	3	5.9	4	7.8	55.9
31)	Bortles, Jac.	43	18	41.9	189	4.40	1	2.3	1	2.3	53.3
32)	*Kizer, Cle.	41	19	46.3	238	5.80	0	0.0	4	9.8	25.3

WEEK 5 / THROUGH MONDAY, OCTOBER 9, 2017**NFL / LEADING RUSHERS**

Rank	Player, Team	Att	Yards	Avg	Long	TD
1)	*K. Hunt, K.C.	97	609	6.3	69t	4
2)	*Fournette, Jac.	109	466	4.3	90t	5
3)	Gurley, LA-R	100	405	4.1	29	4
4)	E. Elliott, Dal.	105	393	3.7	30	2
5)	Bell, Pit.	102	371	3.6	21	3
6)	*Cook, Min.	74	354	4.8	33	2
7)	Hyde, S.F.	73	332	4.5	61	2
8)	L. Miller, Hou.	83	331	4.0	19	1
9)	C. Anderson, Den.	73	330	4.5	40	1
10)	Howard, Chi.	82	328	4.0	19t	4
11)	Blount, Phi.	56	323	5.8	68	1
12)	Abdullah, Det.	76	288	3.8	34	1
13)	Freeman, Atl.	70	285	4.1	18	5
14)	McCoy, Buf.	87	279	3.2	27	0
15t)	Gordon, LA-C	74	273	3.7	21	2
15t)	Murray, Ten.	56	273	4.9	75t	1
17t)	Ajayi, Mia.	76	261	3.4	20	0
17t)	Collins, Bal.	37	261	7.1	50	0
19)	Stewart, Car.	77	251	3.3	17	0
20)	Gillislee, N.E.	69	246	3.6	16	4
21)	Powell, NY-J	51	240	4.7	75t	2
22)	Gore, Ind.	75	239	3.2	21	2
23)	Allen, Bal.	66	232	3.5	37	1
24)	*Carson, Sea.	49	208	4.2	30	0
25t)	*Cohen, Chi.	36	194	5.4	46	0
25t)	Crowell, Cle.	62	194	3.1	17	0
25t)	Lynch, Oak.	57	194	3.4	14	2
28t)	Henry, Ten.	43	187	4.3	25	1
28t)	*Mixon, Cin.	67	187	2.8	20	1
30)	T. Coleman, Atl.	29	181	6.2	35	0
31)	*Watson, Hou. (QB)	22	179	8.1	49t	2
32)	*McGuire, NY-J	34	176	5.2	69t	1
33)	Charles, Den.	33	175	5.3	19	1
34)	*A. Jones, G.B.	32	174	5.4	22	2
35)	Ingram, N.O.	42	170	4.0	28	0
36)	Rodgers, T.B.	43	167	3.9	36	1
37)	Ivory, Jac.	38	159	4.2	19	0
38)	Wilson, Sea. (QB)	30	154	5.1	29	1
39)	Montgomery, G.B.	46	152	3.3	11	2
40)	*Foreman, Hou.	38	148	3.9	25	0
41)	*Perine, Was.	46	143	3.1	12	0
42)	C. Thompson, Was.	20	142	7.1	61t	2
43)	West, Bal.	39	138	3.5	13	2
44)	Tolbert, Buf.	37	135	3.6	16	1
45)	Kelley, Was.	29	131	4.5	21	0
46)	Richard, Oak.	24	128	5.3	52t	1
47t)	*Kizer, Cle. (QB)	28	126	4.5	18	2
47t)	Prescott, Dal. (QB)	16	126	7.9	21	2
49)	Darkwa, NY-G	21	122	5.8	23t	1
50t)	McKinnon, Min.	26	121	4.7	58t	1
50t)	Taylor, Buf. (QB)	32	121	3.8	14	0

WEEK 5 / THROUGH MONDAY, OCTOBER 9, 2017**NFL / THIRD-AND-ONE RUSHING LEADERS**

Rank	Player, Team	Att	FD	Pct
1t)	Turbin, Ind.	7	7	100.0
1t)	Freeman, Atl.	4	4	100.0
1t)	Palmer, Ariz	4	4	100.0
1t)	Henry, Ten.	3	3	100.0
1t)	*K. Hunt, K.C.	3	3	100.0
1t)	A. Smith, K.C.	3	3	100.0
1t)	Allen, Bal.	2	2	100.0
1t)	Charles, Den.	2	2	100.0
1t)	*A. Jones, G.B.	2	2	100.0
1t)	*Kizer, Cle.	2	2	100.0
1t)	Montgomery, G.B.	2	2	100.0
1t)	Murray, Min.	2	2	100.0
1t)	Rodgers, T.B.	2	2	100.0
1t)	Stewart, Car.	2	2	100.0
1t)	Watson, Pit.	2	2	100.0
1t)	West, Bal.	2	2	100.0
1t)	C. Anderson, Den.	1	1	100.0
1t)	Janovich, Den.	1	1	100.0
1t)	Kelley, Was.	1	1	100.0
20t)	Ajayi, Mia.	3	2	66.7
20t)	Blount, Phi.	3	2	66.7
20t)	Dalton, Cin.	3	2	66.7
20t)	E. Elliott, Dal.	3	2	66.7
20t)	Ivory, Jac.	3	2	66.7
20t)	McCoy, Buf.	3	2	66.7
26)	Gurley, LA-R	8	5	62.5
27)	T. Coleman, Atl.	2	1	50.0

WEEK 5 / THROUGH MONDAY, OCTOBER 9, 2017**NFL / LEADERS IN RECEPTIONS**

Rank	Player, Team	Rec	Yards	Avg	Long	TD
1)	Brown, Pit.	40	545	13.6	50	1
2)	Hopkins, Hou.	35	363	10.4	34t	5
3t)	Green, Cin.	32	504	15.8	77t	3
3t)	Ertz, Phi. (TE)	32	387	12.1	53	2
3t)	Fitzgerald, Ariz	32	327	10.2	37	2
6)	Landry, Mia.	30	210	7.0	18	1
7t)	Thielen, Min.	29	392	13.5	45	0
7t)	Kelce, K.C. (TE)	29	353	12.2	44	2
7t)	Tate, Det.	29	267	9.2	22	1
7t)	White, N.E. (RB)	29	230	7.9	26	0
11t)	Allen, LA-C	28	401	14.3	50	1
11t)	Garcon, S.F.	28	379	13.5	59	0
11t)	Ellington, Ariz (RB)	28	257	9.2	24	0
14t)	Baldwin, Sea.	27	284	10.5	36	1
14t)	*McCaffrey, Car. (RB)	27	237	8.8	37	1
14t)	Witten, Dal. (TE)	27	229	8.5	28t	2
14t)	McCoy, Buf. (RB)	27	189	7.0	21	0
14t)	Bell, Pit. (RB)	27	144	5.3	18	0
19t)	Hill, K.C.	25	356	14.2	75t	2
19t)	Thomas, N.O.	25	310	12.4	33	2
19t)	Beckham, NY-G	25	302	12.1	48t	3
19t)	*Cohen, Chi. (RB)	25	144	5.8	19t	1
23t)	Hilton, Ind.	24	466	19.4	63	1
23t)	M. Evans, T.B.	24	276	11.5	31	2
23t)	Funchess, Car.	24	269	11.2	24	3
26t)	Diggs, Min.	23	395	17.2	59t	4
26t)	Hogan, N.E.	23	288	12.5	47t	5
26t)	D. Adams, G.B.	23	285	12.4	41	4
26t)	D. Johnson, Cle. (RB)	23	270	11.7	41t	1
26t)	Amendola, N.E.	23	267	11.6	27	1
26t)	Cobb, G.B.	23	218	9.5	29	1
32t)	Shepard, NY-G	22	263	12.0	77t	1
32t)	Gurley, LA-R (RB)	22	241	11.0	53t	3
32t)	Kearse, NY-J	22	220	10.0	34t	3
35t)	Bryant, Dal.	21	264	12.6	36	3
35t)	Walker, Ten. (TE)	21	244	11.6	23	0
35t)	Graham, Sea. (TE)	21	179	8.5	33	1
38t)	Gronkowski, N.E. (TE)	20	318	15.9	53t	2
38t)	Matthews, Ten.	20	284	14.2	55t	1
38t)	C. Clay, Buf. (TE)	20	258	12.9	44	2
38t)	Jeffery, Phi.	20	246	12.3	24	2
38t)	Bennett, G.B. (TE)	20	194	9.7	33	0
38t)	Sanders, Den.	20	190	9.5	29	2
38t)	*Kamara, N.O. (RB)	20	147	7.4	38	1
38t)	Allen, Bal. (RB)	20	97	4.9	11	1
46t)	Ju. Jones, Atl.	19	295	15.5	34	0
46t)	Crabtree, Oak.	19	252	13.3	41t	4
46t)	Parker, Mia.	19	236	12.4	31	1
46t)	Nelson, G.B.	19	230	12.1	58	6
46t)	*Engram, NY-G (TE)	19	200	10.5	31	1
46t)	J. Cook, Oak. (TE)	19	195	10.3	28	1
46t)	Williams, Dal.	19	180	9.5	23	0
46t)	Gordon, LA-C (RB)	19	155	8.2	22	3
46t)	Vereen, NY-G (RB)	19	134	7.1	20	0

WEEK 5 / THROUGH MONDAY, OCTOBER 9, 2017**NFL / RECEIVING YARDAGE LEADERS**

Rank	Player, Team	Yards	Rec	Avg	Long	TD
1)	Brown, Pit.	545	40	13.6	50	1
2)	Green, Cin.	504	32	15.8	77t	3
3)	Hilton, Ind.	466	24	19.4	63	1
4)	Allen, LA-C	401	28	14.3	50	1
5)	Diggs, Min.	395	23	17.2	59t	4
6)	Thielen, Min.	392	29	13.5	45	0
7)	Ertz, Phi. (TE)	387	32	12.1	53	2
8t)	Cooks, N.E.	379	18	21.1	54	2
8t)	Garcon, S.F.	379	28	13.5	59	0
10)	Hopkins, Hou.	363	35	10.4	34t	5
11)	Hill, K.C.	356	25	14.2	75t	2
12)	Kelce, K.C. (TE)	353	29	12.2	44	2
13)	Fitzgerald, Ariz	327	32	10.2	37	2
14)	Gronkowski, N.E. (TE)	318	20	15.9	53t	2
15)	Thomas, N.O.	310	25	12.4	33	2
16)	Beckham, NY-G	302	25	12.1	48t	3
17)	Ju. Jones, Atl.	295	19	15.5	34	0
18)	Hogan, N.E.	288	23	12.5	47t	5
19)	D. Adams, G.B.	285	23	12.4	41	4
20t)	Baldwin, Sea.	284	27	10.5	36	1
20t)	Matthews, Ten.	284	20	14.2	55t	1
22)	Nelson, Ariz	277	17	16.3	45t	2
23)	M. Evans, T.B.	276	24	11.5	31	2
24)	Benjamin, Car.	272	17	16.0	43	1
25)	Dickson, Car. (TE)	271	11	24.6	64	0
26)	D. Johnson, Cle. (RB)	270	23	11.7	41t	1
27)	Funchess, Car.	269	24	11.2	24	3
28t)	Amendola, N.E.	267	23	11.6	27	1
28t)	Tate, Det.	267	29	9.2	22	1
30)	Agholor, Phi.	266	16	16.6	72t	3
31)	Bryant, Dal.	264	21	12.6	36	3
32)	Shepard, NY-G	263	22	12.0	77t	1
33)	Ty. Williams, LA-C	260	17	15.3	75t	1
34)	C. Clay, Buf. (TE)	258	20	12.9	44	2
35)	Ellington, Ariz (RB)	257	28	9.2	24	0
36t)	Crabtree, Oak.	252	19	13.3	41t	4
36t)	Woods, LA-R	252	17	14.8	31	0
38)	Jackson, T.B.	249	14	17.8	41	1
39)	De. Thomas, Den.	247	18	13.7	29	0
40)	Jeffery, Phi.	246	20	12.3	24	2
41t)	Ja. Brown, Ariz	244	17	14.4	32	1
41t)	Walker, Ten. (TE)	244	21	11.6	23	0
43)	Goodwin, S.F.	243	14	17.4	51	0
44)	Gurley, LA-R (RB)	241	22	11.0	53t	3
45)	*McCaffrey, Car. (RB)	237	27	8.8	37	1
46)	Parker, Mia.	236	19	12.4	31	1
47)	C. Thompson, Was. (RB)	235	14	16.8	74	2
48t)	*Kupp, LA-R	230	17	13.5	28	2
48t)	Nelson, G.B.	230	19	12.1	58	6
48t)	White, N.E. (RB)	230	29	7.9	26	0

WEEK 5 / THROUGH MONDAY, OCTOBER 9, 2017**NFL / THIRD-DOWN RECEIVING LEADERS**

Rank	Player, Team	Rec	Yards	Avg	Long	TD
1)	Allen, LA-C	14	235	16.8	50	0
2t)	Brown, Pit.	11	107	9.7	18	0
2t)	McCoy, Buf. (RB)	11	96	8.7	18	0
4t)	Ertz, Phi. (TE)	10	111	11.1	23	2
4t)	Tate, Det.	10	98	9.8	19	0
4t)	Landry, Mia.	10	46	4.6	12	1
7t)	Agholor, Phi.	9	212	23.6	72t	2
7t)	Gronkowski, N.E. (TE)	9	140	15.6	53t	2
7t)	Thielen, Min.	9	118	13.1	27	0
7t)	Fitzgerald, Ariz	9	101	11.2	33	0
11t)	Hilton, Ind.	8	143	17.9	61t	1
11t)	Diggs, Min.	8	115	14.4	59t	2
11t)	D. Johnson, Cle. (RB)	8	115	14.4	34	0
11t)	Amendola, N.E.	8	109	13.6	27	0
11t)	Kelce, K.C. (TE)	8	105	13.1	32	0
11t)	Lockett, Sea.	8	103	12.9	41	0
11t)	Hill, K.C.	8	100	12.5	38	0
11t)	Jeffery, Phi.	8	98	12.3	16	0
11t)	Thomas, N.O.	8	86	10.8	16	0
11t)	Hogan, N.E.	8	75	9.4	26	2
11t)	Funchess, Car.	8	68	8.5	15	1
22t)	C. Thompson, Was. (RB)	7	138	19.7	74	1
22t)	De. Thomas, Den.	7	134	19.1	29	0
22t)	Ja. Brown, Ariz	7	104	14.9	25t	1
22t)	Kearse, NY-J	7	104	14.9	34t	2
22t)	Gurley, LA-R (RB)	7	92	13.1	28	1
22t)	E. Elliott, Dal. (RB)	7	85	12.1	31	1
22t)	Ellington, Ariz (RB)	7	71	10.1	22	0
22t)	*Engram, NY-G (TE)	7	71	10.1	17	0
22t)	Kerley, NY-J	7	70	10.0	18	0
22t)	*Taylor, S.F.	7	62	8.9	18	1
22t)	Graham, Sea. (TE)	7	43	6.1	14	0
22t)	McKinnon, Min. (RB)	7	37	5.3	10	0
34t)	Benjamin, Car.	6	125	20.8	43	0
34t)	Green, Cin.	6	119	19.8	47	2
34t)	Matthews, Ten.	6	90	15.0	24	0
34t)	Rudolph, Min. (TE)	6	80	13.3	27	1
34t)	Nelson, G.B.	6	78	13.0	32t	3
34t)	Brate, T.B. (TE)	6	76	12.7	26	0
34t)	Watkins, LA-R	6	69	11.5	28	2
34t)	Wright, Chi.	6	65	10.8	16	1
34t)	Beckham, NY-G	6	62	10.3	16	0
34t)	Williams, Dal.	6	59	9.8	23	0
34t)	Walker, Ten. (TE)	6	56	9.3	19	0
34t)	*Cohen, Chi. (RB)	6	53	8.8	14	0
34t)	C. Anderson, Den. (RB)	6	49	8.2	16t	1
34t)	Crowder, Was.	6	44	7.3	21	0
34t)	Beasley, Dal.	6	40	6.7	12	0
34t)	Witten, Dal. (TE)	6	38	6.3	9	0
34t)	White, N.E. (RB)	6	35	5.8	12	0
34t)	Hyde, S.F. (RB)	6	32	5.3	9	0
34t)	*Kamara, N.O. (RB)	6	16	2.7	12t	1

WEEK 5 / THROUGH MONDAY, OCTOBER 9, 2017**NFL / LEADING SCORERS, NONKICKERS**

Rank	Player, Team	TD	Rush	Rec	Ret	X2	Pts
1)	Gurley, LA-R (RB)	7	4	3	0	0	42
2t)	*Fournette, Jac. (RB)	6	5	1	0	0	36
2t)	*K. Hunt, K.C. (RB)	6	4	2	0	0	36
2t)	Nelson, G.B. (WR)	6	0	6	0	0	36
5t)	Freeman, Atl. (RB)	5	5	0	0	0	30
5t)	Gordon, LA-C (RB)	5	2	3	0	0	30
5t)	Hogan, N.E. (WR)	5	0	5	0	0	30
5t)	Hopkins, Hou. (WR)	5	0	5	0	0	30
9t)	D. Adams, G.B. (WR)	4	0	4	0	0	24
9t)	Crabtree, Oak. (WR)	4	0	4	0	0	24
9t)	Diggs, Min. (WR)	4	0	4	0	0	24
9t)	W. Fuller, Hou. (WR)	4	0	4	0	0	24
9t)	Gillislee, N.E. (RB)	4	4	0	0	0	24
9t)	Howard, Chi. (RB)	4	4	0	0	0	24
9t)	C. Thompson, Was. (RB)	4	2	2	0	0	24
16t)	Agholor, Phi. (WR)	3	0	3	0	0	18
16t)	Beckham, NY-G (WR)	3	0	3	0	0	18
16t)	Bell, Pit. (RB)	3	3	0	0	0	18
16t)	Brate, T.B. (TE)	3	0	3	0	0	18
16t)	Brissett, Ind. (QB)	3	3	0	0	0	18
16t)	Bryant, Dal. (WR)	3	0	3	0	0	18
16t)	E. Elliott, Dal. (RB)	3	2	1	0	0	18
16t)	Funchess, Car. (WR)	3	0	3	0	0	18
16t)	Green, Cin. (WR)	3	0	3	0	0	18
16t)	Hill, K.C. (WR)	3	0	2	1	0	18
16t)	D. Johnson, Cle. (RB)	3	2	1	0	0	18
16t)	Kearse, NY-J (WR)	3	0	3	0	0	18
16t)	Lewis, Jac. (TE)	3	0	3	0	0	18
16t)	Mariota, Ten. (QB)	3	3	0	0	0	18
16t)	Montgomery, G.B. (RB)	3	2	1	0	0	18
16t)	*Njoku, Cle. (TE)	3	0	3	0	0	18
16t)	West, K.C. (RB)	3	1	2	0	0	18
33t)	Cooks, N.E. (WR)	2	0	2	0	1	14
33t)	Jeffery, Phi. (WR)	2	0	2	0	1	14
33t)	*Watson, Hou. (QB)	2	2	0	0	1	14

WEEK 5 / THROUGH MONDAY, OCTOBER 9, 2017**NFL / LEADING SCORERS, KICKERS**

Rank	Player, Team	PAT	FG	Pct	Long	Pts
1)	Zuerlein, LA-R	15/15	15/16	.938	50	60
2)	Gostkowski, N.E.	14/15	12/12	1.000	58	50
3)	Gould, S.F.	5/ 6	14/14	1.000	49	47
4)	Gano, Car.	9/10	12/13	.923	48	45
5)	Succop, Ten.	11/11	11/12	.917	52	44
6)	Myers, Jac.	13/15	10/12	.833	47	43
7t)	*Elliott, Cin.-Phi.	11/11	10/12	.833	61	41
7t)	Hauschka, Buf.	8/ 8	11/12	.917	56	41
9)	Fairbairn, Hou.	13/14	9/ 9	1.000	50	40
10t)	Boswell, Pit.	9/ 9	10/12	.833	49	39
10t)	Lutz, N.O.	9/ 9	10/13	.769	50	39
12t)	Bryant, Atl.	11/11	9/ 9	1.000	53	38
12t)	Catanzaro, NY-J	8/ 8	10/12	.833	57	38
14)	Prater, Det.	10/10	9/10	.900	58	37
15t)	Tavecchio, Oak.	12/12	8/ 8	1.000	52	36
15t)	Walsh, Sea.	9/10	9/10	.900	49	36
17t)	Bailey, Dal.	14/14	7/ 7	1.000	56	35
17t)	Vinatieri, Ind.	8/ 9	9/10	.900	52	35
19t)	Dawson, Ariz	6/ 6	9/13	.692	50	33
19t)	Forbath, Min.	9/11	8/ 9	.889	45	33
21)	McManus, Den.	11/11	7/10	.700	46	32
22)	Hopkins, Was.	10/10	7/ 9	.778	41	31
23t)	Bullock, Cin.	9/ 9	7/ 8	.875	46	30
23t)	Tucker, Bal.	9/ 9	7/ 9	.778	44	30
25t)	*Butker, Car.-K.C.	5/ 5	8/ 9	.889	49	29
25t)	Crosby, G.B.	14/16	5/ 5	1.000	40	29
27)	Folk, T.B.	7/ 9	6/11	.545	50	25
28)	Santos, K.C.	12/12	3/ 3	1.000	39	21
29)	Rosas, NY-G	8/ 8	4/ 5	.800	41	20
30)	*Koo, LA-C	9/ 9	3/ 6	.500	41	18
31)	Parkey, Mia.	2/ 4	5/ 5	1.000	54	17
32)	*Gonzalez, Cle.	9/ 9	2/ 5	.400	38	15
33)	Barth, Chi.	8/ 8	2/ 4	.500	54	14
34)	Sturgis, Phi.	1/ 2	3/ 3	1.000	50	10
35)	Novak, LA-C	3/ 3	2/ 2	1.000	31	9

NFL / TOUCHBACKS ON KICKOFFS

Rank	Player, Team	TB
1)	Zuerlein, LA-R	25
2)	Myers, Jac.	24
3)	Gano, Car.	23
4)	Pinion, S.F.	21
5t)	Fairbairn, Hou.	20
5t)	Tavecchio, Oak.	20
7)	Crosby, G.B.	19
8)	Bosher, Atl.	18
9)	Bailey, Dal.	17
10t)	Catanzaro, NY-J	16
10t)	McManus, Den.	16
10t)	Succop, Ten.	16
13t)	Boswell, Pit.	15
13t)	*Sanchez, Ind.	15
13t)	Tucker, Bal.	15
16t)	*Butker, Car.-K.C.	14
16t)	*Elliott, Cin.-Phi.	14
16t)	Gostkowski, N.E.	14
16t)	Hopkins, Was.	14
20t)	Bullock, Cin.	13
20t)	Folk, T.B.	13
20t)	Forbath, Min.	13
23t)	Hauschka, Buf.	12
23t)	Locke, Det.	12
23t)	Lutz, N.O.	12
26t)	Barth, Chi.	11
26t)	Dawson, Ariz	11
26t)	Walsh, Sea.	11
29t)	*Gonzalez, Cle.	10
29t)	Santos, K.C.	10
31t)	*Koo, LA-C	8
31t)	Rosas, NY-G	8
33)	Parkey, Mia.	5
34)	Prater, Det.	4
35)	Sturgis, Phi.	2
36)	Novak, LA-C	1

WEEK 5 / THROUGH MONDAY, OCTOBER 9, 2017

NFL / MOST YARDS FROM SCRIMMAGE

Rank	Player, Team	Total			Rushing			Receiving		
		Yards	Att+Rec	Avg	Yards	Att	Avg	Yards	Rec	Avg
1)	*K. Hunt, K.C. (RB)	775	113	6.9	609	97	6.3	166	16	10.4
2)	Gurley, LA-R (RB)	646	122	5.3	405	100	4.1	241	22	11.0
3)	*Fournette, Jac. (RB)	594	122	4.9	466	109	4.3	128	13	9.8
4)	Brown, Pit. (WR)	545	40	13.6	0	0	---	545	40	13.6
5)	E. Elliott, Dal. (RB)	527	122	4.3	393	105	3.7	134	17	7.9
6)	Bell, Pit. (RB)	515	129	4.0	371	102	3.6	144	27	5.3
7)	Green, Cin. (WR)	504	32	15.8	0	0	---	504	32	15.8
8)	McCoy, Buf. (RB)	468	114	4.1	279	87	3.2	189	27	7.0
9t)	Hilton, Ind. (WR)	466	24	19.4	0	0	---	466	24	19.4
9t)	L. Miller, Hou. (RB)	466	95	4.9	331	83	4.0	135	12	11.3
11)	*Cook, Min. (RB)	444	85	5.2	354	74	4.8	90	11	8.2
12)	Gordon, LA-C (RB)	428	93	4.6	273	74	3.7	155	19	8.2
13)	Hyde, S.F. (RB)	427	91	4.7	332	73	4.5	95	18	5.3
14)	Thielen, Min. (WR)	403	30	13.4	11	1	11.0	392	29	13.5
15)	Allen, LA-C (WR)	401	28	14.3	0	0	---	401	28	14.3
16)	C. Anderson, Den. (RB)	397	83	4.8	330	73	4.5	67	10	6.7
17)	Diggs, Min. (WR)	393	25	15.7	-2	2	-1.0	395	23	17.2
18)	Cooks, N.E. (WR)	389	21	18.5	10	3	3.3	379	18	21.1
19)	Ertz, Phi. (TE)	387	32	12.1	0	0	---	387	32	12.1
20)	Hill, K.C. (WR)	380	31	12.3	24	6	4.0	356	25	14.2
21)	Garcon, S.F. (WR)	379	28	13.5	0	0	---	379	28	13.5
22)	Howard, Chi. (RB)	378	92	4.1	328	82	4.0	50	10	5.0
23)	C. Thompson, Was. (RB)	377	34	11.1	142	20	7.1	235	14	16.8
24)	Hopkins, Hou. (WR)	363	35	10.4	0	0	---	363	35	10.4
25)	Kelce, K.C. (TE)	360	31	11.6	7	2	3.5	353	29	12.2
26)	Abdullah, Det. (RB)	356	86	4.1	288	76	3.8	68	10	6.8
27)	Freeman, Atl. (RB)	355	79	4.5	285	70	4.1	70	9	7.8
28)	D. Johnson, Cle. (RB)	347	39	8.9	77	16	4.8	270	23	11.7
29)	Blount, Phi. (RB)	344	59	5.8	323	56	5.8	21	3	7.0
30)	*Cohen, Chi. (RB)	338	61	5.5	194	36	5.4	144	25	5.8
31)	T. Coleman, Atl. (RB)	334	42	8.0	181	29	6.2	153	13	11.8
32)	*McCaffrey, Car. (RB)	333	61	5.5	96	34	2.8	237	27	8.8
33)	Allen, Bal. (RB)	329	86	3.8	232	66	3.5	97	20	4.9
34)	Fitzgerald, Ariz (WR)	327	32	10.2	0	0	---	327	32	10.2
35)	Gore, Ind. (RB)	321	83	3.9	239	75	3.2	82	8	10.3
36)	Gronkowski, N.E. (TE)	318	20	15.9	0	0	---	318	20	15.9
37t)	Murray, Ten. (RB)	312	66	4.7	273	56	4.9	39	10	3.9
37t)	Powell, NY-J (RB)	312	64	4.9	240	51	4.7	72	13	5.5
39t)	Beckham, NY-G (WR)	310	26	11.9	8	1	8.0	302	25	12.1
39t)	Thomas, N.O. (WR)	310	25	12.4	0	0	---	310	25	12.4
41t)	Ellington, Ariz (RB)	306	41	7.5	49	13	3.8	257	28	9.2
41t)	White, N.E. (RB)	306	49	6.2	76	20	3.8	230	29	7.9
43)	Hogan, N.E. (WR)	305	26	11.7	17	3	5.7	288	23	12.5
44t)	Ingram, N.O. (RB)	295	57	5.2	170	42	4.0	125	15	8.3
44t)	Ju. Jones, Atl. (WR)	295	19	15.5	0	0	---	295	19	15.5
44t)	Stewart, Car. (RB)	295	83	3.6	251	77	3.3	44	6	7.3
47)	Nelson, Ariz (WR)	291	18	16.2	14	1	14.0	277	17	16.3
48)	D. Adams, G.B. (WR)	285	23	12.4	0	0	---	285	23	12.4
49)	Ajayi, Mia. (RB)	284	83	3.4	261	76	3.4	23	7	3.3
50t)	Baldwin, Sea. (WR)	281	28	10.0	-3	1	-3.0	284	27	10.5
50t)	Matthews, Ten. (WR)	281	21	13.4	-3	1	-3.0	284	20	14.2
50t)	Montgomery, G.B. (RB)	281	64	4.4	152	46	3.3	129	18	7.2

WEEK 5 / THROUGH MONDAY, OCTOBER 9, 2017**NFL / LEADERS IN FIRST DOWNS**

Rank	Player, Team	Rush	Rec	Tot
1)	Gurley, LA-R (RB)	24	9	33
2)	Bell, Pit. (RB)	24	8	32
3)	*K. Hunt, K.C. (RB)	23	8	31
4)	E. Elliott, Dal. (RB)	25	3	28
5)	*Fournette, Jac. (RB)	21	5	26
6t)	Brown, Pit. (WR)	0	25	25
6t)	Freeman, Atl. (RB)	21	4	25
6t)	Gordon, LA-C (RB)	17	8	25
9)	McCoy, Buf. (RB)	15	9	24
10t)	Allen, LA-C (WR)	0	23	23
10t)	Hopkins, Hou. (WR)	0	23	23
10t)	Howard, Chi. (RB)	22	1	23
10t)	L. Miller, Hou. (RB)	15	8	23
14t)	Allen, Bal. (RB)	12	8	20
14t)	Ertz, Phi. (TE)	0	20	20
14t)	Green, Cin. (WR)	0	20	20
14t)	Stewart, Car. (RB)	18	2	20
18t)	Garcon, S.F. (WR)	0	19	19
18t)	Kelce, K.C. (TE)	2	17	19
18t)	Thomas, N.O. (WR)	0	19	19
21t)	C. Anderson, Den. (RB)	16	2	18
21t)	*Cook, Min. (RB)	15	3	18
21t)	Fitzgerald, Ariz (WR)	0	18	18
21t)	*McCaffrey, Car. (RB)	5	13	18
25t)	Diggs, Min. (WR)	0	17	17
25t)	M. Evans, T.B. (WR)	0	17	17
25t)	Hilton, Ind. (WR)	0	17	17
25t)	Hyde, S.F. (RB)	13	4	17
25t)	*Mixon, Cin. (RB)	13	4	17
25t)	Nelson, G.B. (WR)	0	17	17
25t)	Thielen, Min. (WR)	1	16	17
25t)	Walker, Ten. (TE)	1	16	17
33t)	Abdullah, Det. (RB)	12	4	16
33t)	D. Adams, G.B. (WR)	0	16	16
33t)	Hill, K.C. (WR)	0	16	16
33t)	Landry, Mia. (WR)	0	16	16
33t)	Montgomery, G.B. (RB)	10	6	16
33t)	White, N.E. (RB)	4	12	16
39t)	Amendola, N.E. (WR)	0	15	15
39t)	Beckham, NY-G (WR)	0	15	15
39t)	Bryant, Dal. (WR)	0	15	15
39t)	Cooks, N.E. (WR)	1	14	15
39t)	Crowell, Cle. (RB)	11	4	15
39t)	Funchess, Car. (WR)	0	15	15
39t)	Gillislee, N.E. (RB)	15	0	15
39t)	Gronkowski, N.E. (TE)	0	15	15
39t)	Hogan, N.E. (WR)	1	14	15
39t)	Ingram, N.O. (RB)	8	7	15
39t)	D. Johnson, Cle. (RB)	5	10	15
39t)	C. Thompson, Was. (RB)	5	10	15

WEEK 5 / THROUGH MONDAY, OCTOBER 9, 2017**NFL / LEADING PUNTERS**

Rank	Player, Team	No	Yards	Lg	Avg	TB	Blk	Dwn	OB	Opp Ret	Yds	In 20	Net Avg
1)	King, Oak.	23	1196	65	52.0	2	0	1	2	14	96	9	46.1
2)	Kern, Ten.	28	1449	71	51.8	2	0	1	7	15	92	9	47.0
3)	Colquitt, Cle.	24	1206	67	50.3	0	1	3	1	17	156	7	42.0
4)	Lechler, Hou.	25	1252	68	50.1	0	0	2	2	14	244	9	40.3
5)	Kaser, LA-C	24	1174	68	48.9	4	0	3	2	14	132	10	40.1
6)	Morstead, N.O.	12	583	68	48.6	0	0	1	1	7	32	5	45.9
7)	*Haack, Mia.	25	1185	64	47.4	2	0	6	3	10	94	8	42.0
8)	Lee, Ariz	28	1327	60	47.4	0	0	4	3	18	265	6	37.9
9)	Hekker, LA-R	16	757	64	47.3	0	0	3	3	9	32	8	45.3
10)	Edwards, NY-J	26	1229	70	47.3	2	0	2	4	11	89	11	42.3
11)	O'Donnell, Chi.	24	1133	69	47.2	4	0	2	3	10	102	10	39.6
12)	Huber, Cin.	26	1220	61	46.9	0	0	2	3	16	153	13	41.0
13)	Bosher, Atl.	12	554	62	46.2	0	0	1	0	4	55	7	41.6
14)	*Vogel, G.B.	21	969	62	46.1	0	0	3	3	10	44	6	44.0
15)	Schmidt, Buf.	28	1284	60	45.9	4	0	1	0	15	85	9	40.0
16)	Anger, T.B.	17	779	62	45.8	0	0	4	2	5	61	6	42.2
17)	*Sanchez, Ind.	30	1366	61	45.5	1	0	4	9	6	21	13	44.2
18)	Nortman, Jac.	25	1134	61	45.4	1	0	2	6	5	83	10	41.2
19)	Pinion, S.F.	26	1178	59	45.3	0	0	1	4	13	18	11	44.6
20)	Dixon, Den.	15	669	53	44.6	1	0	3	2	6	44	6	40.3
21)	Palardy, Car.	18	802	60	44.6	2	0	1	3	5	29	3	40.7
22)	Locke, Det.	22	979	54	44.5	0	0	2	2	9	76	8	41.0
23)	Way, Was.	17	756	62	44.5	1	0	1	1	7	28	9	41.6
24)	Ryan, Sea.	28	1244	64	44.4	1	0	7	2	12	91	10	40.5
25)	Colquitt, K.C.	21	929	63	44.2	3	0	2	1	6	79	9	37.6
26)	C. Jones, Dal.	20	878	62	43.9	1	0	3	3	8	45	12	40.7
27)	D. Jones, Phi.	17	745	58	43.8	2	0	1	3	7	21	5	40.2
28)	Koch, Bal.	26	1135	67	43.7	2	0	5	5	9	38	10	40.7
29)	Wing, NY-G	28	1220	60	43.6	4	0	4	4	10	161	5	35.0
30)	R. Allen, N.E.	22	948	60	43.1	1	0	4	3	13	100	7	37.6
31)	Quigley, Min.	22	931	55	42.3	0	0	0	4	7	24	9	41.2
32)	Berry, Pit.	23	955	59	41.5	1	0	3	5	6	46	8	38.7

NFL / LEADING PUNTERS, NET AVERAGE

Rank	Player, Team	No	Yards	Lg	Avg	TB	Blk	Dwn	OB	Opp Ret	Yds	In 20	Net Avg
1)	Kern, Ten.	28	1449	71	51.8	2	0	1	7	15	92	9	47.0
2)	King, Oak.	23	1196	65	52.0	2	0	1	2	14	96	9	46.1
3)	Morstead, N.O.	12	583	68	48.6	0	0	1	1	7	32	5	45.9
4)	Hekker, LA-R	16	757	64	47.3	0	0	3	3	9	32	8	45.3
5)	Pinion, S.F.	26	1178	59	45.3	0	0	1	4	13	18	11	44.6
6)	*Sanchez, Ind.	30	1366	61	45.5	1	0	4	9	6	21	13	44.2
7)	*Vogel, G.B.	21	969	62	46.1	0	0	3	3	10	44	6	44.0
8)	Edwards, NY-J	26	1229	70	47.3	2	0	2	4	11	89	11	42.3
9)	Anger, T.B.	17	779	62	45.8	0	0	4	2	5	61	6	42.2
10)	*Haack, Mia.	25	1185	64	47.4	2	0	6	3	10	94	8	42.0
11)	Colquitt, Cle.	24	1206	67	50.3	0	1	3	1	17	156	7	42.0
12)	Way, Was.	17	756	62	44.5	1	0	1	1	7	28	9	41.6
13)	Bosher, Atl.	12	554	62	46.2	0	0	1	0	4	55	7	41.6
14)	Nortman, Jac.	25	1134	61	45.4	1	0	2	6	5	83	10	41.2
15)	Quigley, Min.	22	931	55	42.3	0	0	0	4	7	24	9	41.2
16)	Locke, Det.	22	979	54	44.5	0	0	2	2	9	76	8	41.0
17)	Huber, Cin.	26	1220	61	46.9	0	0	2	3	16	153	13	41.0
18)	Palardy, Car.	18	802	60	44.6	2	0	1	3	5	29	3	40.7
19)	Koch, Bal.	26	1135	67	43.7	2	0	5	5	9	38	10	40.7
20)	C. Jones, Dal.	20	878	62	43.9	1	0	3	3	8	45	12	40.7
21)	Ryan, Sea.	28	1244	64	44.4	1	0	7	2	12	91	10	40.5
22)	Dixon, Den.	15	669	53	44.6	1	0	3	2	6	44	6	40.3
23)	Lechler, Hou.	25	1252	68	50.1	0	0	2	2	14	244	9	40.3
24)	D. Jones, Phi.	17	745	58	43.8	2	0	1	3	7	21	5	40.2
25)	Kaser, LA-C	24	1174	68	48.9	4	0	3	2	14	132	10	40.1
26)	Schmidt, Buf.	28	1284	60	45.9	4	0	1	0	15	85	9	40.0
27)	O'Donnell, Chi.	24	1133	69	47.2	4	0	2	3	10	102	10	39.6
28)	Berry, Pit.	23	955	59	41.5	1	0	3	5	6	46	8	38.7
29)	Lee, Ariz	28	1327	60	47.4	0	0	4	3	18	265	6	37.9
30)	R. Allen, N.E.	22	948	60	43.1	1	0	4	3	13	100	7	37.6
31)	Colquitt, K.C.	21	929	63	44.2	3	0	2	1	6	79	9	37.6
32)	Wing, NY-G	28	1220	60	43.6	4	0	4	4	10	161	5	35.0

WEEK 5 / THROUGH MONDAY, OCTOBER 9, 2017**NFL / PUNT RETURN LEADERS**

Rank	Player, Team	Ret	FC	Yards	Avg	Long	TD
1)	*Agnew, Det.	7	5	155	22.1	88t	1
2)	Hill, K.C.	8	3	100	12.5	82t	1
3)	Tate, Buf.	8	0	96	12.0	40	0
4)	*Jackson, Ten.	11	3	128	11.6	46	0
5)	*McKenzie, Den.	11	3	122	11.1	31	0
6)	Reedy, T.B.	6	3	62	10.3	17	0
7)	Roberts, Atl.	7	4	70	10.0	27	0
8)	*Taylor, S.F.	10	5	99	9.9	21	0
9)	Davis, G.B.	8	7	75	9.4	33	0
10)	Ginn, N.O.	6	4	54	9.0	17	0
11)	Sherels, Min.	10	7	80	8.0	21	0
12)	Kerley, NY-J	7	6	54	7.7	15	0
13)	*Switzer, Dal.	8	4	61	7.6	21	0
14)	Ervin, Hou.	8	4	60	7.5	21	0
15)	*Cohen, Chi.	12	5	87	7.3	17	0
16)	Benjamin, LA-C	10	6	70	7.0	23	0
17)	Erickson, Cin.	20	6	139	7.0	26	0
18)	Harris, NY-G	7	9	48	6.9	17	0
19)	Campanaro, Bal.	9	5	61	6.8	15	0
20)	Grant, Mia.	8	3	53	6.6	14	0
21)	*McCaffrey, Car.	12	5	78	6.5	13	0
22)	Landry, Mia.	6	0	37	6.2	13	0
23)	Lockett, Sea.	8	9	49	6.1	13	0
24)	*Peppers, Cle.	11	7	66	6.0	25	0
25)	Rogers, Pit.	8	5	46	5.8	15	0
26)	Crowder, Was.	8	4	39	4.9	18	0
27)	Richard, Oak.	8	3	37	4.6	13	0
28)	Austin, LA-R	12	1	53	4.4	12	0
29)	Bray, Ind.	12	4	46	3.8	16	0
30)	K. Williams, Ariz	7	10	24	3.4	7	0

NFL / KICKOFF RETURN LEADERS

Rank	Player, Team	Ret	Yards	Avg	Long	TD
1)	Patterson, Oak.	8	239	29.9	49	0
2)	Latimer, Den.	5	142	28.4	36	0
3)	Cooper, LA-R	13	352	27.1	66	0
4)	Erickson, Cin.	7	184	26.3	41	0
5)	McKinnon, Min.	12	312	26.0	39	0
6)	*Kamara, N.O.	5	120	24.0	34	0
7)	*Switzer, Dal.	7	163	23.3	28	0
8)	Roberts, Atl.	8	181	22.6	61	0
9t)	*Jackson, Ten.	7	154	22.0	48	0
9t)	Reedy, T.B.	6	132	22.0	50	0
11)	Thomas, K.C.	7	153	21.9	31	0
12)	*Peppers, Cle.	7	148	21.1	29	0
13)	Harris, NY-G	9	188	20.9	30	0
14)	D. Thompson, Chi.	11	229	20.8	29	0
15)	Grant, Mia.	5	104	20.8	25	0
16)	Bray, Ind.	8	162	20.3	30	0
17)	*Bolden, S.F.	12	242	20.2	34	0
18)	D. Lewis, N.E.	7	139	19.9	26	0
19)	K. Williams, Ariz	10	195	19.5	23	0

WEEK 5 / THROUGH MONDAY, OCTOBER 9, 2017**NFL / LEADERS IN INTERCEPTIONS**

Rank	Player, Team	Int	Yards	Avg	Long	TD
1)	Hyde, Buf.	4	62	15.5	37	0
2t)	Gipson, Jac.	3	76	25.3	67	0
2t)	*Hooker, Ind.	3	73	24.3	32	0
4t)	Quin, Det.	2	62	31.0	37t	1
4t)	Slay, Det.	2	52	26.0	37	0
4t)	Smith, Jac.	2	30	15.0	28t	1
4t)	Armstrong, S.F.	2	29	14.5	29	0
4t)	Melvin, Ind.	2	28	14.0	21	0
4t)	Carr, Bal.	2	24	12.0	20	0
4t)	Bouye, Jac.	2	19	9.5	19	0
4t)	Bethea, Ariz	2	16	8.0	16	0
4t)	Ramsey, Jac.	2	16	8.0	15	0
4t)	Brooks, NY-J	2	13	6.5	13	0
4t)	Poyer, Buf.	2	13	6.5	13	0
4t)	Webb, Bal.	2	10	5.0	10	0
4t)	Smith, Min.	2	6	3.0	12	0
4t)	Hal, Hou.	2	3	1.5	3	0
4t)	McCourty, Cle.	2	3	1.5	3	0
4t)	Shazier, Pit.	2	2	1.0	2	0
4t)	Weddle, Bal.	2	2	1.0	2	0
4t)	Mitchell, K.C.	2	0	0.0	0	0

WEEK 5 / THROUGH MONDAY, OCTOBER 9, 2017**NFL / LEADERS IN SACKS**

Rank	Player, Team	Sacks
1)	Lawrence, Dal. (DE)	8.5
2)	Ingram, LA-C (LB)	7.5
3t)	Campbell, Jac. (DE)	6.0
3t)	Griffen, Min. (DE)	6.0
5t)	Houston, K.C. (LB)	5.5
5t)	Peppers, Car. (DE)	5.5
7)	Jones, Ariz (LB)	5.0
8)	Bosa, LA-C (DE)	4.5
9t)	Ansah, Det. (DE)	4.0
9t)	Atkins, Cin. (DT)	4.0
9t)	Bennett, Sea. (DE)	4.0
9t)	Fowler, Jac. (DE)	4.0
9t)	Hicks, Chi. (DE)	4.0
9t)	Mack, Oak. (DE)	4.0
9t)	Miller, Den. (LB)	4.0
9t)	Ngakoue, Jac. (DE)	4.0
9t)	Smith, Was. (LB)	4.0
9t)	Suggs, Bal. (LB)	4.0
9t)	Zettel, Det. (DE)	4.0
20t)	Dumervil, S.F. (DE)	3.5
20t)	T. Flowers, N.E. (DE)	3.5
20t)	B. Graham, Phi. (DE)	3.5
20t)	Jones, K.C. (DE)	3.5
20t)	*Lawson, Cin. (DE)	3.5
25t)	Addison, Car. (DE)	3.0
25t)	Branch, Mia. (DE)	3.0
25t)	Chickillo, Pit. (LB)	3.0
25t)	Clowney, Hou. (LB)	3.0
25t)	Edwards, Oak. (DE)	3.0
25t)	Floyd, Chi. (LB)	3.0
25t)	Heyward, Pit. (DE)	3.0
25t)	Hughes, Buf. (DE)	3.0
25t)	M. Johnson, Cin. (DE)	3.0
25t)	Jordan, N.O. (DE)	3.0
25t)	Longacre, LA-R (LB)	3.0
25t)	McCain, LA-C (DE)	3.0
25t)	Morgan, Ten. (LB)	3.0
25t)	Reed, Atl. (DE)	3.0
25t)	Short, Car. (DT)	3.0
25t)	*Watt, Pit. (LB)	3.0
25t)	*Wise, N.E. (DE)	3.0
42t)	Clark, Sea. (DE)	2.5
42t)	M. Collins, Dal. (DT)	2.5
42t)	Kerrigan, Was. (LB)	2.5
42t)	Matthews, G.B. (LB)	2.5
42t)	Perry, G.B. (LB)	2.5
42t)	Quinn, LA-R (LB)	2.5
42t)	Sheard, Ind. (LB)	2.5
42t)	Wake, Mia. (DE)	2.5

WEEK 5 / THROUGH MONDAY, OCTOBER 9, 2017**NFL / FUMBLE RECOVERIES**

Rank	Player, Team	TotRec	OffRec	DefRec
1t)	Brissett, Ind.	4	4	0
1t)	McCown, NY-J	4	4	0
1t)	Winston, T.B.	4	4	0
4t)	Brees, N.O.	3	3	0
4t)	Glennon, Chi.	3	3	0
4t)	Wilson, Sea.	3	3	0
7t)	Andrews, N.E.	2	2	0
7t)	Campanaro, Bal.	2	2	0
7t)	Clowney, Hou.	2	0	2
7t)	Cowser, Oak.	2	0	2
7t)	Havenstein, LA-R	2	2	0
7t)	Hill, K.C.	2	2	0
7t)	Jones, Mia.	2	0	2
7t)	Manning, NY-G	2	2	0
7t)	Newton, Car.	2	2	0
7t)	Raymond, NY-J	2	2	0
7t)	Reed, Was.	2	2	0
7t)	Rollins, G.B.	2	0	2
7t)	A. Smith, K.C.	2	2	0
7t)	Wentz, Phi.	2	2	0
7t)	Whitehead, Det.	2	0	2

NFL / OFFENSIVE FUMBLE RECOVERIES

Rank	Player, Team	Ret	Yards	Avg	Long	TD
1t)	Brissett, Ind.	4	0	0.0	0	0
1t)	McCown, NY-J	4	0	0.0	0	0
1t)	Winston, T.B.	4	0	0.0	0	0
4t)	Brees, N.O.	3	0	0.0	0	0
4t)	Glennon, Chi.	3	0	0.0	0	0
4t)	Wilson, Sea.	3	0	0.0	0	0
7t)	Andrews, N.E.	2	0	0.0	0	0
7t)	Campanaro, Bal.	2	0	0.0	0	0
7t)	Havenstein, LA-R	2	0	0.0	0	0
7t)	Hill, K.C.	2	0	0.0	0	0
7t)	Manning, NY-G	2	0	0.0	0	0
7t)	Newton, Car.	2	0	0.0	0	0
7t)	Raymond, NY-J	2	0	0.0	0	0
7t)	A. Smith, K.C.	2	0	0.0	0	0
7t)	Wentz, Phi.	2	0	0.0	0	0
7t)	Reed, Was.	2	-2	-1.0	0	0

NFL / DEFENSIVE FUMBLE RECOVERIES

Rank	Player, Team	Ret	Yards	Avg	Long	TD
1t)	Clowney, Hou.	2	71	35.5	49	1
1t)	Jones, Mia.	2	38	19.0	38t	1
1t)	Whitehead, Det.	2	5	2.5	5	0
1t)	Cowser, Oak.	2	0	0.0	0	0
1t)	Rollins, G.B.	2	0	0.0	0	0

WEEK 5 / THROUGH MONDAY, OCTOBER 9, 2017

Team/Offense Rank (Within League)

BAL	BUF	CIN	CLE	DEN	HOU	IND	JAX	KC	LAC	MIA	NE	NYJ	OAK	PIT	TEN		ARI	ATL	CAR	CHI	DAL	DET	GB	LAR	MIN	NO	NYG	PHI	SF	SEA	TB	WAS
28	31	23	21	13	12	25	20	2	11	32	1	26	30	17	24	TYds/G	14	4	18	27	10	29	16	5	9	7	19	3	22	15	6	8
29	31	22	26	21	17	28	19	1	10	32	3	15	20	23	13	TYds/P	24	2	14	27	11	30	12	4	9	6	16	8	25	18	5	7
6	16	28	25	3	4	17	1	2	29	31	18	13	23	24	9	RYds/G	32	8	19	12	10	26	22	14	11	21	30	5	20	15	27	7
12	28	31	23	11	6	29	3	1	24	30	22	7	16	26	2	RshAvg	32	4	27	10	5	25	14	20	13	18	21	9	15	17	19	8
31	29	19	16	24	21	22	30	9	6	32	1	25	26	12	27	PsYd/G	2	7	17	28	15	23	11	5	13	4	10	8	20	18	3	14
31	27	12	26	23	22	14	25	3	11	32	2	19	21	16	24	PasAvg	17	4	9	30	13	29	18	1	8	7	20	10	28	15	6	5
31	7	30	32	23	18	26	21	1t	19	22	4	20	12	27	24t	%HdInt	14	29	24t	28	15t	5	8	10	1t	1t	17	9	13	15t	11	6
11	32	23	15	27	31	30	4	29	2	18	21	26	20	7	14	Sac/PP	22	12	24	8	5	28	25	3	9	1	13	17	19	16	6	10
22t	29	22t	12	8	5	28	17	2	9t	32	1	30t	30t	16	27	1D/Gm	9t	6t	14t	20	14t	22t	4	9t	18t	13	22t	3	21	18t	6t	26
14	15	24t	30	6	17t	13	28	5	20	32	10	23	26	16	29	3D Eff	21	8	2	17t	11	22	3	4	7	12	24t	1	31	9	27	19
21t	21t	18	7	21t	6	21t	1t	21t	11t	21t	11t	1t	19	30t	30t	4D Eff	11t	11t	30t	10	8t	21t	1t	11t	21t	11t	20	4t	8t	4t	21t	11t
21	9	12	25	5	6	31	32	11	19	23	3	16	28	26	4	PR Avg	30	8	22	18	17	1	10	29	15	13t	20	2	13t	24	7	27
6	15	7	17t	4	10	21	26	5	29	14	23	17t	1	32	25	KR Avg	24	12	27	19	9	31	30	2	3	16	20	11	22	8	13	28
27	15	12	6	20	3	17	18	24	4	7	30	10	1	32	2	GpntAv	8	13	21	11	25	29	14	9	31	5	28	26	19	23	16	22
18	26	16	11	22	23	6	14	31	25	10	30	8	2	28	1	NpntAv	29	13	17	27	19	21	7	4	15	3	32	24	5	20	9	12
24	25t	27	31	11	4	22	5	1	19t	32	3	23	16	19t	14t	Pts/Gm	29	8	18	30	9	10	6t	2	19t	12	28	6t	25t	14t	17	13
24t	11t	18	32	27	1t	14t	20t	11t	29	1t	1t	20t	1t	20t	11t	FG%	28	1t	10	31	1t	14t	1t	9	17	26	23	19	1t	14t	30	24t

Opponent/Defense Rank (Within League)

BAL	BUF	CIN	CLE	DEN	HOU	IND	JAX	KC	LAC	MIA	NE	NYJ	OAK	PIT	TEN		ARI	ATL	CAR	CHI	DAL	DET	GB	LAR	MIN	NO	NYG	PHI	SF	SEA	TB	WAS
16	12	2	5	1	13	31	14	27	24	8	32	25	23	4	21	TYds/G	15	10	3	6	19	18	11	20	7	29	26	22	28	17	30	9
13	8	1	10	2	25	30	5	27	22	12	32	18	26	3	15	TYds/P	7	6	4	9	16	23	20	19	11	31	24	29	14	17	28	21
23	9	15	5	1	14	16	31	20t	32	4	24	30	25	28	18	RYds/G	12	11	6	13	20t	3	22	27	7	17	29	2	19	26	8	10
20	9	12	2	1	11	13	32	27	30	3	29	25	18	31	10	RshAvg	6	19	17	14	26	4	21	24	5	22	23	15	8	28	7	16
9	23	2	19	11	13	30	3	25	4	22	32	12	18	1	24	PsYd/G	21	17	5	8	14	27	6	10	20	28	16	29	26	7	31	15
11	10	2	26	7	27	31	3	22	9	21	32	12	28	1	20	PasAvg	18	6	4	13	8	24	15	14	19	30	17	25	23	5	29	16
2	3	14	20	12	13	8	1	18	25	30t	23	6	30t	7	17	%HdInt	16	27	28	30t	26	4	19	5	15	9t	29	24	22	11	21	9t
15t	23	3t	12	21	14	26	2	11	1	15t	28	31	22	3t	30	Sac/PP	27	13	5	10	8	18	19	6	20	9	29	25	17	24	32	7
13t	12	3	13t	1	7	26	13t	28t	25	13t	32	24	8t	2	28t	1D/Gm	8t	22	5t	10t	27	13t	20	10t	19	23	21	5t	31	13t	30	4
4	13	6	23	2	9	24	16	14	26	3	18t	11	30	7	15	3D Eff	22	8	10	28	27	12	18t	17	1	32	25	5	31	20	29	21
16t	14t	16t	1t	10	23t	26t	11t	16t	7t	16t	16t	6	1t	9	26t	4D Eff	16t	28	11t	29t	23t	7t	29t	16t	29t	3t	14t	11t	29t	3t	3t	23t
7	11	24	21	15	32	4	31	27	23	22	19	20	14	18	13	PR Avg	29	28	12	25	10	17	8	5	3	9	30	2	1	16	26	6
4	31	13	1	28	27	3	2	18	26	5	11	12	23	20	32	KR Avg	19	17	22	14t	25	21	24	9	8	30	10	16	29	6	14t	7
14	6	26	28	29	25	18	4	8	21	31	19	27	3	2	32	GpntAv	5	24	11	23	15	10	17	16	7	1	20	9	30	22	12	13
20	6	7	25	10	12	30	17	3	14	32	11	21	13	9	31	NpntAv	27	16	15	18	19	2	22	26	8	4	23	1	28	29	5	24
10t	1	2t	25t	7	28	32	2t	17	21	4	30t	15	16	6	30t	Pts/Gm	27	18t	9	25t	29	10t	20	23	8	12	24	13	22	5	14	18t
15t	27t	19t	8	14	25t	11t	19t	15t	23t	2	3	1	9	5	27t	FG%	27t	27t	18	19t	11t	4	6	10	25t	27t	7	11t	27t	23t	15t	19t