



BEARS



VS



CHICAGO BEARS vs **BALTIMORE RAVENS**

SUN **OCT 15** 2017 **NOON** MGT BANK STADIUM



2017 CHICAGO BEARS SCHEDULE

PRESEASON (2-2)

THURSDAY	AUGUST 10	BRONCOS	L, 17-24	FOX 32
Saturday	August 19	@ Arizona	W, 24-23	FOX 32
Sunday	August 27	@ Tennessee	W, 19-7	FOX
THURSDAY	AUGUST 31	BROWNS	L, 0-25	FOX 32

REGULAR SEASON (1-4)

SUNDAY	SEPTEMBER 10	FALCONS	L, 17-23	FOX
Sunday	September 17	@ Tampa Bay	L, 7-29	FOX
SUNDAY	SEPTEMBER 24	STEELERS	W, 23-17 (OT)	CBS
Thursday	September 28	@ Green Bay	L, 14-35	CBS/NFLN
MONDAY	OCTOBER 9	VIKINGS	L, 17-20	ESPN
Sunday	October 15	@ Baltimore	Noon*	FOX
SUNDAY	OCTOBER 22	PANTHERS	NOON*	FOX
Sunday	October 29	@ New Orleans	Noon*	FOX
Sunday	November 5	Bye		
SUNDAY	NOVEMBER 12	PACKERS	NOON*	FOX
SUNDAY	NOVEMBER 19	LIONS	NOON*	FOX
Sunday	November 26	@ Philadelphia	Noon*	FOX
SUNDAY	DECEMBER 3	49ERS	NOON*	CBS
Sunday	December 10	@ Cincinnati	Noon*	FOX
Saturday	December 16	@ Detroit	3:30 p.m.	NFLN
SUNDAY	DECEMBER 24	BROWNS	NOON	CBS
Sunday	December 31	@ Minnesota	Noon*	FOX

All times are Central; **HOME GAMES IN BOLD CAPS**

* Game dates and times subject to change



GAME RELEASE | WEEK 6

BEARS

CHICAGO BEARS at BALTIMORE RAVENS

OCT 15, 2017 | NOON | M & T STADIUM



THE BROADCASTS

TV: FOX

Sam Rosen (talent)
Ronde Barber (analyst)
Kristina Pink (sideline)



RADIO: WBBM 780 AM, 105.9 FM

Jeff Joniak (talent)
Tom Thayer (analyst)
Zach Zaidman (reporter)



Westwood One Sports will have the national broadcast with **John Sadak** and **Ross Tucker** on the call with **Scott Graham** handling pregame and halftime shows. You can also hear the game on Sirius/XM channel 135.

QUICK COMPARISON



Record1-4 (4th NFCN)
Pts/Gm 15.6
Rush Yds/Gm 117.0
Pass Yds/Gm 182.8
Total Off/Gm 299.8
Total Def/Gm 305.0

Record 3-2 (T-1st AFCN)
Pts/Gm 18.0
Rush Yds/Gm 130.4
Pass Yds/Gm 158.4
Total Off/Gm 288.8
Total Def/Gm 328.6

INDIVIDUAL LEADERS

PASSING

#10 Mitchell Trubisky
12-25; 128 yds
1 TD, 1 INT, 128.0 ypg

RUSHING

#24 Jordan Howard
82-328 yds; 4 TD, 65.6 ypg

RECEIVING

#13 Kendall Wright
18-200 yds; 1 TD, 40.0 ypg

DEFENSE

#96 Akiem Hicks
16 tkls; 4.0 sks; 7 QBH

PASSING

#5 Joe Flacco
92-144; 823 yds
4 TD, 6 INT, 164.6 ypg

RUSHING

#34 Alex Collins
37-261 yds; 0 TD, 65.3 ypg

RECEIVING

#17 Mike Wallace
12-209 yds; 1 TD, 41.8 ypg

DEFENSE

#57 C.J. Mosley
44 tkls, 1 INT, 3 TFL, 1 PD

SERIES HISTORY

The Bears and Ravens are meeting for just the sixth time and for the first time since 2013. Chicago leads the all-time series, 3-2, with each team winning on its home field. The Bears last defeated the Ravens in that 2013 meeting in Chicago, 23-20 in overtime. The Ravens won the last meeting in Baltimore, 31-7, back in 2009.

FIRST AND 10

- The Bears will be seeking their first win in Baltimore since the franchise moved from Cleveland to Baltimore in 1996.
- The Bears lost their only two meetings with the Ravens in Baltimore 17-6 in 2001 and 31-7 in 2009.
- The Bears won the last meeting in 2013 when Robbie Gould hit a 38-yard field goal in overtime to defeat the Ravens, 23-20, at Soldier Field.
- Bears head coach **John Fox** is 4-2 in his career against the Ravens and 2-1 against Ravens HC John Harbaugh.
- QB **Mitchell Trubisky** made his first career NFL start Monday vs. the Vikings, becoming the first rookie to start at QB for the Bears since Kyle Orton in 2005.
- RB **Jordan Howard** leads the team with 328 rushing yards and four touchdowns. He recorded his eighth career 100-yard rushing game with 140 yards and two TDs in the win over the Steelers, including his 19-yard game winner in OT.
- RB **Tarik Cohen** is fourth in the NFC among running backs with 25 receptions, trailing only Carolina's Christian McCaffrey (27) and Arizona's Andre Ellington (28).
- The Chicago defense is one of eight teams in the NFL and one of four in the NFC with at least four players who own multiple sacks on the season: **Akiem Hicks** (4.0), **Leonard Floyd** (3.0), **Willie Young** (2.0) and **Pernell McPhee** (2.0).
- Hicks recorded his fifth career 2.0+ sack performance Monday vs. the Vikings.
- The Bears are one of two NFL teams whose opponents so far this season all have a .500 record or better (Saints).

WEEKLY MEDIA SCHEDULE

WEDNESDAY (10/11)

- 10:15 & 10:25 a.m.**Ravens conference calls at Halas Hall
- 11:40 a.m.**Practice at Halas Hall
HC John Fox available at podium after practice
OC Dowell Loggains available at podium
QB Mitchell Trubisky available at podium
Open locker room following podium availability
- 1:45 p.m.**HC John Fox conference call
- 1:55 to 2:15 p.m.**Bears player conference call

THURSDAY (10/12)

- 11:40 a.m.**Practice at Halas Hall
HC John Fox available at podium following practice
DC Vic Fangio available at PNC Center podium
STC Jeff Rodgers available at PNC Center podium
Open locker room following podium availability

FRIDAY (10/13)

- 11:25 a.m.**Practice at Halas Hall
HC John Fox available at podium following practice
Open locker room following Coach Fox availability

SATURDAY (10/14)

No availability

All times are Central and subject to change



THE COACHES



John Fox..... Coach John Harbaugh
 Bears..... Team Ravens
 San Diego State..... Alma Mater Miami (OH)
 16th..... Years as NFL Head Coach..... 10th
 3rd..... Years with Team 10th
 10-27..... Record with Team 87-60
 129-116..... Career Record..... 87-60
 8-7..... Career Playoff Record 10-5
 4-2..... Career Record vs. Opponent 1-1
 2-1..... Career Record vs. Coach 1-2

BEARS FOOTBALL STAFF

Head Coach: John Fox (named 1/16/2015)
Record at Chicago: 10-27 (3rd Season)
Career Record: 129-116 (16th Season)

Defensive Coordinator Vic Fangio
 Offensive Coordinator..... Dowell Loggains
 Special Teams Coordinator Jeff Rodgers
 Quarterbacks Dave Ragone
 Running Backs..... Curtis Modkins
 Offensive Line Jeremiah Washburn
 Wide Receivers Zach Azzanni
 Offensive Assistant..... John Dunn
 Offensive Assistant..... Ben McDaniels
 Tight Ends Frank Smith
 Assistant Offensive Line Ben Wilkerson
 Linebackers Glenn Pires
 Defensive Line Jay Rodgers
 Defensive Quality Control..... Sean Desai
 Defensive Backs..... Ed Donatell
 Assistant Defensive Backs Roy Anderson
 Outside Linebackers Brandon Staley
 Assistant Special Teams Derius Swinton II
 Strength and Conditioning Jason George
 Asst. Strength and Conditioning Pierre Ngo
 Asst. Strength and Conditioning Rick Perry

BEARS MEDIA RELATIONS STAFF

VP of Communications Brandon Faber
 Director of Media Relations.....Adam Widman
 Media Relations Coordinator Jared Ellerson
 Media Relations Assistant Aaron Clark
 Public Relations Specialist Meghan Bower
 Media Relations Seasonal.....Ben Schmitz
 SVP Marketing & Communications Scott Hagel
 Email First Name.Last Name@Bears.NFL.Net
 Media Relations Phone Number 847-295-9657

SETTING THE STAGE

The Chicago Bears (1-4) hit the road this week when they travel to take on the Baltimore Ravens (3-2), who currently sit in a tie for first in the AFC North.

Rookie quarterback **Mitchell Trubisky** made his first career NFL start Monday night against the Vikings, completing 12 of 25 passes for 128 yards, one touchdown and one interceptions. He became the first rookie quarterback to start a game for the Chicago Bears since Kyle Orton in 2005. Trubisky, the second overall pick in the 2017 NFL Draft out of North Carolina, was Chicago's highest draft selection since 1951.

Trubisky started 13 games at North Carolina last season, passing for 3,784 yards and 30 touchdowns on 304 completions and 447 attempts -- all school records. In the preseason, Trubisky recorded a 106.2 passer rating, completing 36 of 53 passes for 364 yards with three touchdowns and zero INTs.

Leading the Bears out of the backfield are Pro Bowler **Jordan Howard**, who finished second in the NFL in rushing last season with 1,313 yards, and rookie **Tarik Cohen**. Howard leads the backfield with 328 yards and four touchdowns and recorded his eighth career 100-yard game with 140 yards on 23 carries and two touchdowns in the overtime win over the Steelers.

Cohen has rushed for 194 yards on 36 attempts (5.4 avg) but also has done a lot of his damage out of the backfield with 25 catches for 149 yards and one touchdown.

Wide receiver **Kendall Wright** (18 rec., 200 yds, 1 TD) and tight end **Zach Miller** (16 rec., 182 yds) pace the team in receiving while **Deonte Thompson**, **Joshua Bellamy** and Howard all have double-digit receptions on the year.

Defensively, linebacker **Danny Trevathan**, who will be coming off a one-game suspension this week, leads the Bears with 29 tackles and corner **Kyle Fuller** is second with 23 stops. The Bears have 13.0 sacks on the year, led by defensive lineman **Akiem Hicks** (4.0) and outside linebackers **Leonard Floyd** (3.0). **Willie Young**, who was placed on IR Oct. 10, and **Pernell McPhee** also have 2.0 sacks apiece for the Bears while **Eddie Goldman** and **Bryce Callahan** each have 1.0 sack on the year.

The Ravens enter Sunday's contest 3-2 on the year with wins over the Bengals (20-0) and Browns (24-10) before losing in London to Jacksonville (7-44) and at home against Pittsburgh (9-26). They picked up their third win of the season last weekend in Oakland against the Raiders, 30-17.

Tenth-year veteran Joe Flacco leads the Ravens offense with 823 passing yards to go along with four touchdowns and six interceptions. Alex Collins (261 yds), Javorius Allen (232, 1 TD) and Terrance West (138, 2 TD) pace the ground game while Mike Wallace leads the receivers with 209 yards and a score.



TEAM COMPARISON

	BEARS	RAVENS
Record	1-4	3-2
Division Standing	4th (NFCN)	T-1st (AFCN)
Turnover Margin	-9 (32nd)	+3 (8th)

OFFENSE (NFL RANK)

Net Yards Per Game	299.8 (27th)	288.8 (28th)
Yards Per Play	4.88 (27th)	4.58 (29th)
Points Per Game	15.6 (30th)	18.0 (24th)
Possession Avg.	29:59	30:19
Net Rushing YPG	117.0 (12th)	130.4 (6th)
Net Passing YPG	182.8 (28th)	158.4 (31st)
Had Intercepted/Yds	6/77	6/41
Sacks Allowed/Yds	9/85	9/67
Fumbles/Lost	12/6	7/3
3rd Down Pct.	38.1 (T-17th)	39.7 (14th)
Red Zone TD Pct.	66.7 (T-2nd)	50.0 (T-16th)
Giveaways	12	9

DEFENSE (NFL RANK)

Net Yards	305.0 (6th)	328.6 (16th)
Yards Per Play	5.07 (9th)	5.15 (13th)
Points Per Game	24.8 (T-25th)	19.4 (T-10th)
Net Rushing Yds	100.2 (13th)	123.4 (23rd)
Net Passing Yds	204.8 (8th)	205.2 (9th)
Intercepted By/Yards	0/0	9/102
Sacks For/Yards	13/91	12/63
Opp. Fumbles/Lost	4/3	5/3
3rd Down Pct.	45.5 (28th)	34.4 (4th)
Red Zone TD Pct.	55.0 (20th)	47.1 (11th)
Takeaways	3	12

SPECIAL TEAMS (NFL RANK)

Punts-Avg. Yds (Gross)	47.2	43.7
Punts-Avg. Yds (Net)	39.6	40.7
Punt Returns-Avg. Per	7.3	6.8
Punt Returns-Avg. Per Allowed	10.2	4.2
KO Returns-Avg. Per	20.8	24.0
KO Returns-Avg. Per Allowed	21.5	18.0
FG Made/Attempted	2/4	7/9

PENALTIES

Penalties Against/Yards	38/289	35/278
Opp. Penalties Against/Yds ..	34/271	40/285

INDIVIDUAL COMPARISON

BEARS	RAVENS
-------	--------

PASSING YARDS

Glennon	833	Flacco	823
Trubisky	128	Mallett	36

RUSHING YARDS

Howard	328	Collins	261
Cohen	194	Allen	232
Cunningham	30	West	138

RECEIVING YARDS

Wright	200	Wallace	209
Miller	182	Maclin	159
Cohen	149	Watson	148

POINTS SCORED

Howard	24	Tucker	30
Barth	14	Three Tied	12
Six Tied	6	Four Tied	6

INTERCEPTIONS

NA	NA	Carr	2
		Webb	2
		Weddle	2

SACKS

Hicks	4.0	Suggs	4.0
Floyd	3.0	Jefferson	2.0
Two Tied	2.0	Six Tied	1.0

DEFENSIVE TACKLES (PRESS BOX TOTALS)

Trevathan	29	Mosley	44
Fuller	23	Jefferson	26
Jones	21	Weddle	25

KICKOFF RETURNS (AVG.)

Thompson	11 (20.8)	Collins	2 (25.0)
----------------	-----------	---------------	----------

PUNT RETURNS (AVG.)

Cohen	12 (7.3)	Campanaro	9 (6.8)
-------------	----------	-----------------	---------

FIELD GOALS (AVG.)

Barth	2/4 (50.0)	Tucker	7/9 (77.8)
-------------	------------	--------------	------------

PUNTS (GROSS/NET AVG.)

O'Donnell	24 (47.2/39.6)	Koch	26 (43.7/40.7)
-----------------	----------------	------------	----------------



BEARS-RAVENS SERIES HISTORY · BEARS LEAD 3-2

Years	Result	Location
1998	- Bears, 24-3	Chicago
2001	- Ravens, 17-6	Baltimore
2005	- Bears, 10-6	Chicago
2009	- Ravens, 31-7	Baltimore
2013	- Bears, 23-20 (ot)	Chicago

LAST MEETING - 2013 GAME RECAP

Rain, wind and mud increased the degree of difficulty. But that didn't stop Robbie Gould from beating the Ravens 23-20 with a 38-yard field goal in overtime Sunday at Soldier Field.

Gould also credited holder Adam Podlesh and long-snapper Jeremy Cain, who replaced the injured Patrick Mannelly for the second game in a row. The winning kick capped the Bears' first possession in overtime with 8:41 remaining in the extra session.

Gould made all three of his attempts Sunday, hitting earlier from 20 and 46 yards. In the process, he leapfrogged Nate Kaeding to become the second most accurate kicker in NFL history at 86.3 percent. Gould has made 227 of 263 field goal tries, including 19 of 20 this season.

Gould has now made 11 game-winners for the Bears, including six in overtime. On Sunday, he aimed at the right goal post to account for a crosswind—and nearly missed because of it.

Second wind: After a slow start Sunday, the Bears regrouped in their locker room during the 1 hour 53 minute weather delay. Players met by position and stretched before returning to the field.

The break especially helped the offense, which had sputtered on its first two possessions. Some of the skill-position players took advantage of the extra time by conducting a mini walkthrough.

Pep in his step: Veteran defensive end Julius Peppers had his most productive game of the season, recording a team-high 11 tackles, two sacks, four tackles-for-loss and two quarterback hits.

The Bears recorded their third and final sack of the game when second-year pro Cheta Ozougwu burst off the edge and stripped the ball from Joe Flacco early in the third quarter.

The Ravens had reached the Chicago 32 and opted to go for a first down on fourth-and-eight. Flacco recovered the loose ball, but the Bears took over at their own 39.

It was the first career sack for Ozougwu, who played in two games with the Bears last season and was elevated from the practice squad on Saturday.

Ground up again: The Bears' 31st ranked run defense struggled against the Ravens' 30th-ranked ground game, allowing 174 yards on 41 carries.



Last Meeting vs. Ravens
Bears 23, Vikings 20 (ot)

Soldier Field (62,367)
Sunday, Nov. 17, 2013

BALTIMORE	10	7	0	3	0	20
CHICAGO	0	13	0	7	3	23

FIRST QUARTER

Ravens 9:58 Rice 1 yd. run (Tucker kick)
Ravens 4:51 Tucker 52 yd. Field Goal

SECOND QUARTER

Bears 8:50 Gould 20 yd. Field Goal
Bears 8:38 Bass 24 yd. INT return (Gould kick)
Ravens 4:08 Smith 5 yd. pass from Flacco (Tucker kick)
Bears 0:00 Gould 46 yd. Field Goal

FOURTH QUARTER

Bears 10:33 Forte 14 yd. pass from McCown (Gould kick)
Ravens 0:03 Tucker 21 yd. Field Goal

OVERTIME

Bears 8:41 Gould 38 yd. Field Goal

	Ravens	Bears
First Downs.....	23	18
3rd Down	8-18	5-13
Total Net Yards	317	319
Off Plays	75	59
Avg Gain	4.2	5.4
Rushing Net.....	174	104
Passing Net	143	215
Penalties (Yds).....	5 (46)	13 (111)
Turnovers.....	2	0
Punts (Avg).....	4 (44.3)	6 (38.7)
TDs	2	2
FGs.....	2-2	3-3
TO Remain.....	2	1
Time of Poss.....	35:41	30:38

RUSHING LEADERS

RAVENS - Rice 25-131, 1 TD; Flacco 4-20; Pierce 10-18.
BEARS - Forte 18-83; Jeffery 3-17; Bush 3-5.

RECEIVING LEADERS

RAVENS - T. Smith 5-32, 1 TD; Doss 3-37; Rice 3-17; Clark 2-31; Jones 2-18; Dickson 1-16.
BEARS - Jeffery 7-83; Forte 5-42, 1 TD; Marshall 4-42; Bennett 2-48.

PASSING LEADERS

RAVENS - Flacco 17-31, 162 yds, 1 TD, 2 INT.
BEARS - McCown 19-31, 216 yds, 1 TD, 0 INT.



BEARS TOP PERFORMANCES VS. RAVENS

TEAM - Records since 1920**Offense:**

Total Net Yards:	391 (12/20/1998)
Net Passing Yards:	215 (11/17/2013)
Net Rushing yards:	189 (12/20/1998)
Rushing TDs:	2 (12/20/1998)
Receiving TDs:	1 (3 Times, 11/17/2013)
Points Scored:	24 (12/20/1998)
Largest Margin of Victory:	21 (12/20/1998)
First Downs:	20 (12/20/1998)
3rd Down Conversions:	7 (12/20/1998)
4th Down Conversions:	1 (3 Times, 12/20/2009)
Rushing Attempts:	34 (12/20/1998)
Fewest Rushing Attempts:	26 (11/17/2013)
Passing Attempts:	39 (9/9/2001)
Fewest Passing Attempts:	28 (12/20/1998)
Completions:	24 (9/9/2001)
Fewest Penalties:	1 (12/20/2009)
Time of Possession (1981):	34:42 (9/9/2001)

Defense:

Fewest Net Yards Allowed:	178 (12/20/1998)
Fewest Pass Yds Allowed:	162 (11/17/2013)
Fewest Rush Yds Allowed:	24 (12/20/1998)
Fewest Pts Allowed:	6 (9/9/2001)
Sacks:	4 (10/23/2005)
Passes Defensed:	7 (12/20/1998)
Interceptions:	2 (11/17/2013)
Turnovers:	2 (Twice, 11/17/2013)
Opp. Penalties:	11 (10/23/2005)

Special Teams:

Punt Returns:	4 (12/20/2009)
Punt Return Yards:	76 (12/20/2009)
Kick Returns:	6 (12/20/2009)
Kick Return Yards:	127 (12/20/2009)
PR Touchdowns:	1 (12/20/2009)
KR Touchdowns:	NA
Field Goals Made:	3 (11/17/2013)
Field Goal Long:	46 (Twice, 11/17/2013)
Punts:	7 (10/23/2005)
Punts In20:	2 (3 Times, 11/17/2013)



Did you know: On Dec. 20, 1998, former Bears running back James Allen rushed for a career-best 163 yards on 23 carries (7.1 avg) vs. the Ravens. Allen also found the endzone early in the second quarter, contributing to the Bears 24-point afternoon -- the most ever by a Bears offense against the Ravens.

INDIVIDUAL - Records since 1961**Offense:**

Net Passing Yds:	216 (J. McCown, 11/17/2013)
Pass Attempts:	39 (S. Matthews, 9/9/2001)
Completion Pct:	67.9 (S. Stenstrom, 12/20/1998)
QBR:	100.6 (S. Stenstrom, 12/20/1998)
Receiving Yards:	83 (Twice, A. Jeffery, 11/17/2013)
Receptions:	9 (M. Booker 9/9/2001)
Receptions by a RB:	8 (J. Allen, 9/9/2001)
Receiving Yds by a RB:	42 (M. Forte, 11/17/2013)
Rush Yards:	163 (J. Allen, 12/20/1998)
Rush Attempts:	25 (T. Jones, 10/23/2005)
Rush TDs:	1 (Twice, Allen/Chancey, 12/20/1998)
Receiving TDs:	1 (3 Times, M. Forte, 11/17/2013)
Offensive Touches:	29 (J. Allen, 9/9/2001)
1st Down Rec (1994):	4 (Twice, A. Jeffery, 11/17/2003)
1st Down Rush (1994):	6 (T. Jones, 10/23/2005)
Overall TDs:	1 (7 Times, Bass/Forte, 11/17/2013)
Total Points Scored:	11 (R. Gould, 11/17/2013)

Defense:

Tackles:	13 (L. Briggs, 12/20/2009)
Tackles For Loss:	4 (J. Peppers, 11/17/2013)
Sacks:	2 (Twice, J. Peppers, 11/17/2013)
Sack Yards:	24 (R. McDonald, 12/20/1998)
Interceptions:	1 (4 Times, Bass/Bostic, 11/17/2013)
Fumbles Forced:	1 (4 Times, C. Ozoegwu, 11/17/2013)
Passes Defensed:	2 (Twice, Z. Bowman, 12/20/2009)

Special Teams:

Tackles:	2 (5 Times, C. Steltz, 11/17/2013)
Punt Return Yards:	76 (E. Bennett, 12/20/2009)
PR Touchdowns:	1 (E. Bennett, 12/20/2009)
Kick Return Yards:	67 (D. Manning, 12/20/2009)
KR Touchdowns:	NA
Field Goals:	3 (R. Gould, 11/17/2013)
Field Goal Long:	46 (Twice, R. Gould, 11/17/2013)
Punts:	7 (B. Maynard, 10/23/2005)
Punt Long:	52 (Twice, B. Maynard, 12/20/2009)
Punts In20:	2 (3 Times, A. Podlash, 11/17/2013)



Did you know: On Dec. 20, 2009, former Bears linebacker Lance Briggs tallied 13 total tackles vs. the Baltimore Ravens, the most tackles by a Chicago Bear versus the Ravens. All 13 tackles were solo takedowns, matching the third-most individual tackles in Briggs' 12-year career.



NOTING THE BEARS

- Quarterback **Mitchell Trubisky**, the No. 2 overall selection of the Bears in the 2017 NFL Draft, made his NFL debut on Monday Night Football against Minnesota. Trubisky is the third rookie quarterback selected in the first round to make his first NFL start in addition to his debut on Monday Night Football, joining Detroit's Chuck Long (December 15, 1986 vs. Chicago) and Philadelphia's John Reaves (October 2, 1972 vs. New York Giants).
- Trubisky is just the second quarterback since 1960 from the University of North Carolina to make a regular-season start in the National Football League. Former Houston Texans quarterback T.J. Yates made seven starts during his four seasons with the club (2011-13, 2015).
- Trubisky finalized his NFL debut completing 12-of-25 passes for 128 yards with one touchdown, an interception and a QBR of 60.1. Trubisky also rushed for 22 yards on three carries.
- Former Bears quarterback, Jay Cutler, arrived in Chicago in 2009 when he set the franchise record for most touchdown passes by a QB in their inaugural season with the club (27). Quarterback Mitchell Trubisky needs six TD passes to join the club's Top-10 list.

Rk.	Player	Year	G	TD - INT	Rate
1.	Jay Cutler	2009	16	27-26	76.8
2.	Billy Wade	1961	13	22-13	93.7
3.	Dave Krieg	1996	13	14-12	76.3
4.	Charlie O'Rourke	1942	11	11-16	82.1
5.	Steve Walsh	1994	12	10- 8	77.9
6.	Kyle Orton	2005	15	9-13	59.7
7.	Jim McMahon	1982	8	9-7	79.9
8.	Cade McNown	1999	15	8-10	66.7
9.	Zeke Bratkowski	1954	12	8-17	60.8
10.	Kordell Stewart	2003	9	7-12	56.8
#	<i>Mitchell Trubisky</i>	2017	1	1-1	60.1

- Running back **Jordan Howard** logged his eighth career game rushing for 100+ yards in the win over the Steelers Sept. 24. Howard totaled 140 yards on 23 carries (6.0 avg). The 140-yard outing was the second-best of his career, second to his 153-yard performance against the Minnesota Vikings on Oct. 31, 2016. Additionally, Howard's 23 carries tied the third-most carries he's tallied in a single game.
- Howard led the Bears in scoring (12 pts), rushing yards (138), receptions (5) and receiving yards (26) against the Steelers. The last Bear to accomplish this feat was Matt Forte when he tallied 47 yards on the ground, 6 catches for 57 yards and 1 score at Minnesota (12/20/15).

• Howard scored his fourth touchdown of the 2017 season Sept. 28 at Green Bay, crossing the goal line with 6:06 left in the fourth quarter. Howard led the Chicago rushing attack, tallying 53 yards on 18 carries (2.9 avg) in the loss.

- Five running backs in Chicago Bears history have rushed for 1,000+ yards in their rookie season. Howard, who most recently accomplished the feat in 2016, looks to become the first Bear to start his career with consecutive 1,000-yard rushing seasons.

Player	Yr. 1	Yards	Yr. 2	Yards
Jordan Howard	2016	1,313	2017	328
Matt Forte	2008	1,238	2009	929
Anthony Thomas	2001	1,183	2002	721
Rashaan Salaam	1995	1,074	1996	496
Beattie Feathers	1934	1,004	1935	281

- Former Chicago running back Matt Forte (2008-15) ranks first in Bears history with 2,167 rushing yards in his first two seasons with the club. Howard ranks sixth with 1,641 yards following a rookie campaign which covered 1,313 rushing yards and 328 this season.

Rk.	Player	2-Year Total	Years
1.	Matt Forte	2,167	2008-09
2.	Gale Sayers	2,098	1965-66
3.	Walter Payton	2,069	1975-76
4.	Anthony Thomas	1,904	2001-02
5.	Rick Casares	1,798	1955-56
6.	Jordan Howard	1,641	2016-17
7.	Rashaan Salaam	1,570	1995-96
8.	Curtis Enis	1,413	1998-99

• The Bears rushed for 222 yards (Howard 140, Cohen 78) in the OT victory over the Steelers, marking the first time the Bears rushed for 200+ yards in a game since 2014. It also marked just the fourth time in Mike Tomlin's 11 years in Pittsburgh where the Steelers have allowed 200 or more yards on the ground in a game. The duos performance of 218 combined rushing yards by Howard and Cohen marked the first time a pair of Bears teammates combined to rush for 200+ yards in a game since 2010 when Matt Forte (166) and Chester Taylor (43) combined for 209 yards on the ground.

- Rookie **Tarik Cohen** has accounted for 25 receptions through the first five weeks of the 2017 NFL season, the fourth-most ever by a Bears running back through five weeks (Matt Forte, 42, 2014).
- Cohen is fourth in the NFC among running backs with 25 receptions, trailing only Carolina's Christian McCaffrey (27) and Arizona's Andre Ellington (28).



NOTING THE BEARS

- Cohen impressed in his rookie debut vs. the Falcons, totaling 158 all-purpose yards, the most ever by a Bears rookie in a season-debut. The previous record was 148 yards, set by Bob Margarita against the Green Bay Packers in 1944. Cohen rushed for a team-high 66 yards on five carries (13.2 avg) and also led the team with eight catches for 47 yards, including a 19-yard touchdown in the fourth quarter. The rookie from North Carolina A&T also had three punt returns for 45 yards.
- Wide receiver **Kendall Wright** led the Bears in receiving for the second consecutive week and third time this season on Monday, hauling in four receptions for 46 yards.
- Wright hauled in his first touchdown catch of the 2017 season Sept. 28 at Green Bay, a five-yard completion from quarterback Mike Glennon with :12 seconds to go in the first half.
- Wright leads the Bears with 200 yards receiving on 18 catches, an average of 11.1 yards per catch.
- Wide receiver **Deonte Thompson** tallied 44 receiving yards on five receptions on nine targets Sept. 28 at Green Bay. The nine targets matched the second-most of his six-year NFL career.
- Tight end **Zach Miller** logged a season-high 45 receiving yards on two catches Sept. 28 at Green Bay. His 29-yard reception in the second quarter (1:19) was his fourth-longest catch in a Bears uniform.
- Miller hauled in a 20-yard touchdown pass Monday night in the fourth quarter (12:33), his first touchdown reception in 2017, his 10th as a Bear and the 14th of his six-year career.
- Rookie tight end **Adam Shaheen** scored the first touchdown of his NFL career in the win over the Steelers, a two-yard strike from quarterback Mike Glennon in the second quarter (:47 seconds) to put the Bears up 14-7. The last Bears rookie tight end to score a touchdown was Greg Olson in 2007 (First career TD: 10/7/07 vs. GB).
- Minnesota quarterback Sam Bradford was taken down inside the Vikings end zone with 1:38 to go in the first quarter to give the Bears a 2-0 lead Monday Night. Linebacker **Leonard Floyd** was credited with the sack, his second on the season.
- Additionally, the safety marked the Bears first safety since Floyd took down San Francisco quarterback Blaine Gabbert on Dec. 4, 2016. Floyd now ranks tied for first among active NFL players with two safeties, joining Calais Campbell (JAX) and Junior Galette (WAS). He also has the most career safeties since entering the league in 2016.
- Floyd added to the sack totals, dropping Bradford twice -- matching a single-game career high. His first sack came in the form of a safety in the first quarter (1:38). Floyd added to his totals with a 15-yard sack in the second quarter (3:33). Monday marks Floyd's third career multi-sack performance following two-sack outings against Green Bay (Oct. 20) and San Francisco (Dec. 4) in 2016.
- Defensive lineman **Akiem Hicks** earned his third and fourth sacks of the season Monday night, dropping Vikings quarterback Sam Bradford twice. His first takedown came on a 7-yard loss with 10:47 to go in the second quarter. His second was an eight-yard loss with 2:00 to go in the first half. Hicks owns 11.0 sacks with the Bears and 20.5 throughout his six-year NFL career. Monday marked Hicks fifth career 2.0+ sack performance.
- The Chicago defense is now one of eight teams in the National Football League and one of four in the NFC with at least four players who own multiple sacks on the season: **Akiem Hicks** (4.0), **Leonard Floyd** (3.0), **Willie Young** (2.0) and **Pernell McPhee** (2.0).
- The Chicago defense forced the Vikings offense to three consecutive three-and-outs on their opening three drives Monday night. It marked the second time this season the Bears have forced their opponents to a game-opening three-and-out. Chicago also forced Pittsburgh to a three-and-out on their opening drive on Sept. 24.
- Punter **Pat O'Donnell** currently ranks fourth in the NFC in punting with a 47.2 average. O'Donnell's long punt of the season was a 69-yarder in the opener against the Falcons, which is currently the second-longest punt in the NFL this season. He has 10 punts inside the 20, which is tied for third best in the NFC.
- O'Donnell converted a 38-yard touchdown pass to running back **Benny Cunningham** on a 4th-and-6 with 5:33 to go in the third quarter on Monday. O'Donnell is the third punter since 1960 to throw a TD pass for the Bears. Brad Maynard completed the most recent TD pass, a 12-yard completion to Dustin Lyman on Dec. 1, 2002 at Green Bay and his first coming on a 27-yarder to Brian Urlacher on Dec. 23, 2001 at Washington. Additionally, Mike Horan completed the first TD pass for the Bears



NOTING THE BEARS

since 1960, an 18-yard TD pass to Ryan Wetnight on Nov. 29, 1998 versus Washington.

- Defensive back **Adrian Amos** led the Bears with eight total tackles Monday night. It's the first time he led the defense in tackles since 2015.
- The Bears have given up just two rushes this season of 20+ yards, which is tied for sixth-best in the NFC, and are allowing only 3.9 yards per carry on the season.
- Defensive back **Sherrick McManis** recovered a muffed punt in the first quarter in the victory over the Steelers. It was McManis' third career special teams fumble recovery and the Bears first muffed punt recovery since recovering two against Detroit on Oct. 18, 2015 (C. Prosinski, J. Bellamy). Later in the second quarter McManis blocked a Pittsburgh field goal at the end of the half (M. Cooper recovery). The last Chicago Bear to block a kick was Akiem Hicks at Green Bay (10/20/16).

- The Bears held the NFC's second-ranked offense in 2016 to just 64 yards rushing in Week One. The Falcons, who were third in the NFC in rushing last season with 120.5 yards per game, were held to nearly half that total (64). Devonta Freeman, the fifth-leading rusher in the NFC last season, was held to 37 yards on 12 carries (3.1 avg). Tevin Coleman was held in check as well, gaining only 16 yards on eight carries.
- The Chicago Bears have now recorded 280 consecutive sellouts dating to Sept. 9, 1984.

STARTERS GAME-BY-GAME

OFFENSE	WR/TE	WR/TE	LT	LG	C	RG	RT	QB	RB	WR/RB	TE/FB
Atlanta	White	Sims	Leno	Compton	Whitehair	Sitton	Massie	Glennon	Howard	Thompson	Miller
at Tampa Bay	Bellamy	Sims	Leno	Compton	Whitehair	Sitton	Massie	Glennon	Howard	Cohen	Burton
Pittsburgh	Shaheen	Sims	Leno	Whitehair	Grasu	Long	Massie	Glennon	Howard	Thompson	Miller
at Green Bay	Bellamy	Sims	Leno	Sitton	Whitehair	Long	Massie	Glennon	Howard	Wright	Miller
Minnesota	Shaneen	Sims	Leno	Sitton	Whitehair	Long	Massie	Trubisky	Howard	Thompson	Miller
at Baltimore											
Carolina											
at New Orleans											
Green Bay											
Detroit											
at Philadelphia											
San Francisco											
at Cincinnati											
at Detroit											
Cleveland											
at Minnesota											
DEFENSE	DE	NT	OLB	ILB	ILB	OLB	DE/DB	CB	S	S	CB
Atlanta	Hicks	Goldman	Young	Freeman	Trevathan	Floyd	Callahan	Cooper	Demps	Jackson	Fuller
at Tampa Bay	Hicks	Goldman	Acho	Kwiatkoski	Trevathan	Floyd	Acho	Cooper	Demps	Jackson	Fuller
Pittsburgh	Hicks	Goldman	Acho	Timu	Trevathan	Floyd	Unrein	Cooper	Demps	Jackson	Fuller
at Green Bay	Hicks	Goldman	Young	Jones	Trevathan	Floyd	Callahan	Cooper	Amos	Jackson	Fuller
Minnesota	Hicks	Goldman	McPhee	Timu	Jones	Floyd	Callahan	Amukamara	Amos	Jackson	Fuller
at Baltimore											
Carolina											
at New Orleans											
Green Bay											
Detroit											
at Philadelphia											
San Francisco											
at Cincinnati											
at Detroit											
Cleveland											
at Minnesota											



2017-18 NFL IMPORTANT DATES

Mid-October -- Beginning on the sixth calendar day prior to a club's seventh regular season game (including any bye week) clubs are permitted to begin practicing players on Reserve/Physically Unable to Perform and Reserve/Non-Football Injury or Illness for a period not to exceed 21 days. Players may be activated during the 21-day practice period, or prior to 4:00 p.m., New York time, on the day after the conclusion of the 21-day period, provided that no player may be activated to participate in a Week 6 game.

Mid-October -- At any time after six weeks have elapsed since a player was placed on Reserve/Injured or Reserve/Non-Football Injury/Illness, each club is permitted to designate two players for return from either list to the club's 53-player Active/Inactive List.

October 17-18 -- Fall League Meeting, New York.

October 31 -- All trading ends for 2017 at 4:00 p.m., New York time.

November 1 -- Players with at least four previous pension-credited seasons are subject to the waiver system for the remainder of the regular season and postseason.

November 14 -- At 4:00 p.m., New York time, signing period ends for Franchise Players who are eligible to receive offer sheets.

November 14 -- Prior to 4:00 p.m., New York time, deadline for clubs to sign their unsigned Franchise and Transition Players, including Franchise Players who were eligible to receive offer sheets until this date.

November 14 -- Prior to 4:00 p.m., New York time, deadline for clubs to sign their Unrestricted Free Agents to whom the "May 9 Tender" was made.

November 14 -- Prior to 4:00 p.m., New York time, deadline for clubs to sign their Restricted Free Agents, including those to whom the "June 1 Tender" was made.

November 14 -- Prior to 4:00 p.m., New York time, deadline for clubs to sign their drafted rookies.

December 13 -- League Meeting, Irving, Texas.

January 1, 2018 -- Earliest permissible date for clubs to renegotiate or extend the rookie contract of a drafted rookie who was selected in any round of the 2015 NFL Draft.

January 1 -- Option exercise period begins for Fifth-Year Option for First-Round Selections from the 2015 NFL Draft.

January 6-7 -- Wild Card Playoffs.

January 7 -- Assistant coaches under contract to playoff clubs that have byes in the Wild Card weekend may be interviewed for head coaching positions through the conclusion of the Wild Card games.

January 13-14 -- Divisional Playoffs.

January 14 -- Assistant coaches under contract to playoff clubs that won their Wild Card games may be interviewed for head coaching positions through the conclusion of Divisional Playoff games.

January 15 -- Deadline for college players that are underclassmen to apply for special eligibility. A list of players who are accepted into the NFL Draft will be sent to clubs on January 19.

January 20 -- East-West Shrine Game, Tropicana Field, St. Petersburg, Florida.

January 21 -- AFC and NFC Championship Games.

January 27 -- Senior Bowl, Ladd-Peebles Stadium, Mobile, Alabama.

January 28 -- NFL Pro Bowl, Camping World Stadium, Orlando, Florida.

February 4 -- Super Bowl LII, U.S. Bank Stadium, Minnesota.

**CONNECTIONS****COACHING CONNECTIONS:**

- Chicago head coach John Fox and Baltimore head coach John Harbaugh coached alongside one another at the University of Pittsburgh in 1987. Fox was a defensive coordinator/secondary coach while Harbaugh worked with tight ends.
- Bears defensive coordinator Vic Fangio was a defensive coordinator for the San Francisco 49ers from 2011-14 when he coached alongside Ravens wide receivers coach Bobby Engram (2011) when Engram was the club's offensive assistant.
- Chicago defensive coordinator Vic Fangio and Baltimore senior offensive assistant/tight ends coach Greg Roman have coached alongside one another on four separate occasions. The two first crossed paths in Carolina when Fangio was a defensive coordinator for from 1995-98 and Roman held several offensive and defensive roles for the Panthers. The duo enjoyed their second stint together with the Houston Texans during the 2002-03 seasons when Fangio was a defensive coordinator and Roman was the team's tight ends coach. Their third run came at Stanford University in 2010, when Fangio again was the defensive coordinator and Roman was the associate head coach/assistant head coach, offense/tight ends/offensive tackles coach. Their final pairing came in the 2011-14 seasons when Fangio was the 49ers defensive coordinator and Roman was the offensive coordinator.
- Bears quarterbacks coach Dave Ragone played quarterback for the Houston Texans from 2003-05, crossing paths with Ravens senior offensive assistant/tight ends coach Greg Roman, who was a tight ends coach (2002-03) and quarterbacks coach (2004-05).
- Chicago defensive backs coach Ed Donatell and Baltimore senior offensive assistant/tight ends coach Greg Roman crossed paths with the San Francisco 49ers during the 2011-14 seasons when Donatell was a secondary coach and Roman was an offensive coordinator.
- Chicago assistant offensive line coach Ben Wilkerson was an offensive lineman for the Atlanta Falcons from 2007-08, crossing paths with Baltimore special teams coordinator Jerry Rosburg in 2007 when he was the club's special teams coordinator.
- Bears linebackers coach Glenn Pires served in the same capacity for the Detroit Lions from 2001-02, coaching under Ravens offensive coordinator Marty Mornhinweg, who was the Lion's head coach at the time.
- Chicago linebackers coach Glenn Pires was an outside linebackers coach/recruiting specialist at Michigan State in 1995 when he crossed paths with Baltimore defensive coordinator Dean Pees, who was in his first of three seasons with the Spartans as a defensive coordinator/inside linebackers coach.
- Bears assistant strength and conditioning coach Pierre Ngo coached alongside Ravens offensive coordinator Marty Mornhinweg when the two spent time with the New York Jets. Ngo was an assistant strength and conditioning coach while Mornhinweg was an offensive coordinator.
- Chicago offensive assistant Ben McDaniels crossed paths with Baltimore defensive coordinator Dean Pees when the two were at Kent State University. McDaniels played quarterback (1999-01) while Pees was the Flashes' head coach.
- Bears running backs coach Curtis Modkins and Ravens offensive line coach Joe D'Alessandris have coached alongside one another on three separate occasions: Each served in their respective role at Georgia Tech from 2002-07 (Modkins was a defensive backs coach in 2002). The duo also spent the 2008 season together in Kansas City when Modkins was the Chiefs running backs coach and D'Alessandris tutored the offensive line. Their final pairing came in Buffalo from 2010-12 when Modkins was an offensive coordinator and D'Alessandris was an offensive line coach.
- Chicago outside linebackers coach Brandon Staley was a graduate assistant at Northern Illinois University from 2006-08 and spent the 2006 season with Baltimore running backs coach Thomas Hammock, who served in the same capacity for the Huskies.
- Bears wide receivers coach Zach Azzanni and Ravens running backs coach Thomas Hammock each coached at the University of Wisconsin in 2012 when Azzanni tutored the Badgers receivers and Hammock was in his second of three years coaching running backs.
- Chicago offensive assistant Ben McDaniels, defensive backs coach Ed Donatell, defensive line coach Jay Rodgers and assistant director of player personnel Champ Kelly each spent time in the Denver Broncos organization with Baltimore linebackers coach Don Martindale. McDaniels was an offensive assistant/quarterbacks coach (2009-10), Donatell a defensive backs coach (2009-10), Rodgers a coaching assistant (2009) and defensive quality control coach (2010-11) and Kelly an as-



CONNECTIONS

sistant director of pro personnel (2010-14) while Martindale was a linebackers coach in 2009 and a defensive coordinator in 2010.

PROFESSIONAL CONNECTIONS:

- Bears defensive back Marcus Cooper (2013-15) and Ravens wide receiver Jeremy Maclin (2015-16) were teammates with the Kansas City Chiefs in 2015.
- Chicago defensive lineman Akiem Hicks (2012-14) and Baltimore tight end Benjamin Watson (2013-15) spent two seasons together with the New Orleans Saints.
- Bears offensive coordinator Dowell Loggains was a quarterbacks coach for the Cleveland Browns in 2014 when Ravens running back Terrance West was a rookie with the Browns.
- Chicago linebacker Sam Acho (2011-14), defensive back Marcus Cooper (2016) and Ravens safety Tony Jefferson (2013-16) were teammates with the Arizona Cardinals.

COLLEGE CONNECTIONS:

- Chicago defensive back Eddie Jackson (2013-16), Baltimore defensive back Marlon Humphrey (2015-16) and linebacker Tim Williams (2013-16) won a BCS National Championship together in 2015 when the trio played at the University of Alabama. All three were active in the game as Jackson logged an interception and Humphrey recovered a key onside kick in the fourth quarter to help the Tide defeat Clemson University, 45-40.
- Bears running back Tarik Cohen (2013-16) and Ravens defensive back Chris Matthews (2012-15) spent three seasons together at the University of North Carolina A&T.
- Bears WR Taquan Mizzell (2013-16) and Ravens offensive lineman Luke Bowanko (2011-13) spent one season together at the University of Virginia.
- Chicago defensive back Kyle Fuller (2010-13) and Baltimore defensive back Chuck Clark (2013-16) teamed up for one season at Virginia Tech.
- Bears OL Charles Leno Jr. (2009-13) and Ravens DE Kamalei Correa (2013-15) were teammates at Boise State for one season in 2013.
- Bears defensive back Marcus Cooper Sr. (2010-12) and longsnapper Andrew DePaola (2007-09) crossed paths with Ravens inside linebacker Jonathan Freeny (2007-10) at Rutgers University.
- Chicago linebacker Danny Trevathan (2008-11)

teamed up alongside Baltimore wide receiver Chris Matthews (2009-10) for two seasons at the University of Kentucky.

- Bears linebacker Sam Acho (2007-10) and Ravens kicker Justin Tucker (2008-11) were teammates at the University of Texas for three seasons.
- Chicago offensive lineman Bradley Sowell (2007-11) and Baltimore wide receiver Mike Wallace (2006-08) teamed up at Ole Miss for two seasons.

FORMER RAVENS:

- Bears defensive coordinator Vic Fangio spent four years in the Ravens' organization, serving as a special assistant to the head coach (2006-08) and linebackers coach (2009).
- Chicago offensive line coach Jeremiah Washburn was a southwest area scout for the Ravens from 2003-08 while adding the role of player personnel assistant during the 2003-04 seasons.
- Bears assistant defensive backs coach Roy Anderson spent seven seasons with the Baltimore Ravens, his first stint in the NFL. He was a personnel assistant from 2005-07, a coaching assistant in 2008, a defensive line coach in 2009 and a defensive assistant/secondary coach from 2010-11.
- Chicago wide receiver Deonte Thompson spent the first two years of his NFL career with the Baltimore Ravens in 2012-13.
- Bears tight end Daniel Brown spent his rookie season with the Baltimore Ravens in 2015.
- Chicago linebacker Pernelle McPhee was drafted in the fifth round (165th overall) of the 2011 NFL Draft by the Baltimore Ravens and spent four seasons with the club.

HOMETOWN TIES:

- Ravens defensive line coach Joe Cullen was a defensive assistant at the University of Illinois in 2005.
- Baltimore linebackers coach Don Martindale was a defensive coordinator/linebackers coach at Western Illinois in 1999.
- Chicago defensive backs Adrian Amos and Kyle Fuller are natives of Baltimore, Md.
- Bears longsnapper Andrew DePaola is originally from Parkton, Md.



GENERAL MANAGER RYAN PACE

Ryan Pace is in his third season as general manager of the Chicago Bears. He is the sixth general manager in franchise history after being hired on January 8, 2015.

Emphasizing synergy with the team's head coach, Pace's first move was to hire John Fox, one-of-six coaches in NFL history to lead two different teams to Super Bowl appearances, to lead the Chicago Bears coaching staff.

With the head coach in place, he went on to re-shape the team's football operations, bringing in the team's first sports science coordinator (Jenn Gibson) along with hiring a new head of strength and conditioning (Jason George) and head of athletic training (Nate Breske). On the personnel side he brought in Josh Lucas to serve as the director of player personnel, Champ Kelly as director of pro personnel and Joey Laine as director of football administration.

In Pace's first two seasons as Bears GM, five Bears players have been selected to the PFWA's All-Rookie team (Adrian Amos, Leonard Floyd, Eddie Goldman, Jordan Howard and Cody Whitehair), tied for the most in the NFL in that timeframe.

Despite finishing with a 3-13 record, there were signs of progress in Pace's goal to build a roster with a younger core group of players in his second outing. The Bears 2016 draft class tallied 3,390 offensive/defensive snaps which ranked 4th most in the NFL (CLE - 4,339; TEN - 3,512; IND - 3,509). Leading the way for the rookie class was RB Jordan Howard, who set a new Bears rookie record with 1,313 yards on the ground, and LB Leonard Floyd, who posted the third most sacks by a rookie in team history (7.0) despite missing four games due to injury.

In his first season overseeing Chicago's roster, Pace was tasked with turning over a Bears roster that ranked as one of the oldest in the NFL (average 27 years, 39 days old) and has trimmed that average to just over 25-years old. The Bears fielded a competitive team, improving by one game over their previous year's record, despite the youth movement. The 2015 Bears team was involved in 11 games decided by one score (5-6 record in those games) despite leading the NFL with nine rookie starters (three on offense, six on defense). The Bears defense improved from 30th in 2014 (377.1 yards per game) to 14th in 2015 (345.1 ypg) despite starting a league-most six rookie starters who combined for 41 starts, second most to the Saints 44 defensive rookie starts. Pace accomplished the task with just six draft picks, two of which were utilized on the defensive side of the ball (DL Eddie Goldman, 12 starts and DB Adrian Amos, 16 starts). Rounding out the rookie starters were undrafted free agents LB Jonathan Anderson (three starts), DB Bryce Callahan (three starts), DB Harold Jones-Quartey (four starts) and LB John Timu (three starts).

Pace began transitioning the team's roster in 2015 by adding impact veteran free agents such as linebackers Pernell McPhee and Sam Acho, defensive lineman Mitch Unrein and defensive back Tracy Porter on defense and wide receiver Eddie Royal offensively. That transformation continued during the 2016 offseason with the unrestricted free agent additions of LBs Jerrell Freeman and Danny Trevathan, DL Akiem Hicks, OL Bobby Massie and Ted Larsen and QB Brian Hoyer. In 2017, Pace added top free agent QB Mike Glennon, WR Markus Wheaton, DBs Prince Amukamara, Marcus Cooper and Quintin Demps and TE Dion Sims.

On the first day of the 2017 NFL Draft, Pace traded up (from third overall) to the second overall pick in order to select the player the Bears most coveted, QB Mitchell Trubisky. On Day Two, Pace recouped a few of those picks and also selected TE Adam Shaheen. The Bears closed out the draft by selecting DB Eddie Jackson (112th overall), RB Tarik Cohen (119th overall) and OL Jordan Morgan (147th overall).

Pace joined the Bears after spending 14 seasons (2001-14) as a member of the Saints organization, including 13 in the player personnel department. He spent the last two seasons (2013-14) with the Saints as director of player personnel. In that role, Pace helped manage the team's college and pro scouting operations, including all facets of scouting and evaluation of college and pro prospects along with New Orleans' roster.

Pace spent six seasons as the club's director of pro scouting (2007-12), which included overseeing the club's pro scouting staff. His duties involved recommending player acquisitions by evaluating the Saints roster and potential NFL free agents, monitoring all NFL transactions, researching possible trade op-





portunities, assessing player talent from other professional leagues and directing the advance scouting of future opponents. He also helped the Saints prepare for the NFL Draft following the regular season by assisting in the evaluation of top college prospects.

The Flower Mound, Texas native got his start in New Orleans' player personnel department as a scouting assistant in 2002, a role he held for two years before working as a pro scout from 2004-06. During that time he evaluated free agents and collegiate players entering the NFL Draft as well as scouted upcoming opponents. He joined the Saints in 2001 supporting the coordination of all game day, training camp and stadium operations.

Over Pace's 13 seasons in the New Orleans personnel department (2002-14), the Saints compiled a 115-93 (.553) record. Since 2006, the Saints reached the playoffs five times, won three division titles, played in two NFC Championship games (2006 and 2009) and won the franchise's first Super Bowl title (Super Bowl XLIV). The Saints pro scouting department helped build a Super Bowl championship club by using all avenues at their disposal: signing free agents QB Drew Brees, FB Heath Evans, LB Scott Fujita, CB Randall Gay, C Jonathan Goodwin, CB Jabari Greer, WR Lance Moore and DE Anthony Hargrove and trading for TE Jeremy Shockey, LB Jonathan Vilma, LB Scott Shanle and TE David Thomas. Pace has also worked to acquire players such as NT Brodrick Bunkley, G Ben Grubbs, LB Curtis Lofton and RB Darren Sproles. Over his last two seasons with the Saints their draft classes included regular starters LT Terron Armstead (2013, third round), WR Brandin Cooks (2014, first round), S Kenny Vaccaro (2013, first round) and WR Kenny Stills (2013, fifth round).

In 2008, he was selected by the club to attend the NFL's Stanford Business School's Executive Education Program for Managers. He was a part of the franchise in 2005 while the club dealt with immense adversity having to guide itself through several moves in base operations in the wake of Hurricane Katrina.

Pace played collegiately as a defensive end at Eastern Illinois (1995-99), serving as team captain as a senior, graduating with a bachelor's degree in marketing.

Pace and his wife, Stephanie, have a daughter, Cardyn.

BEARS DRAFT PICKS UNDER RYAN PACE

2015 (April 30 - May 2)

1. White, Kevin, WR, West Virginia
2. Goldman, Eddie, DT, Florida State
3. Grasu, Hroniss, C, Oregon
4. Langford, Jeremy, RB, Michigan State
5. Amos, Adrian, S, Penn State
6. Fabulujje, Tayo, G, TCU

2016 (April 28-30)

1. Floyd, Leonard, LB, Georgia
2. Whitehair, Cody, G, Kansas State
3. Bullard, Jonathan, DE, Florida
4. Kwiatkoski, Nick, LB, West Virginia
4. Bush, Deon, CB, Miami (Fla.)
4. Hall, Deiondre', CB, Northern Iowa
5. Howard, Jordan, RB, Indiana
6. Houston-Carson, DeAndre, S, William & Mary
7. Braverman, Daniel, WR, W. Michigan

2017 (April 27-29)

1. Trubisky, Mitchell, QB, North Carolina
2. Shaheen, Adam, TE, Ashland
4. Jackson, Eddie, DB, Alabama
4. Cohen, Tarik, RB, North Carolina A&T
5. Morgan, Jordan, OL, Kutztown, Pa.





HEAD COACH JOHN FOX

John Fox is in his third season with the Chicago Bears after being named the 15th head coach in franchise history on January 16, 2015.

Fox is in his 16th year as an NFL head coach with experience at Carolina (2002-10), Denver (2011-14) and Chicago (2015-16). As an NFL head coach, Fox has a 129-116 regular season record, six division titles, six double-digit win seasons and seven playoff appearances. In the postseason, Fox has amassed an 8-7 record as a head coach with three conference championship game appearances leading to two trips to the Super Bowl (XXXVIII with Carolina in 2003 and XLVIII with Denver in 2013). He is one of six coaches in NFL history to lead two different teams to Super Bowl appearances along with Don Shula, Bill Parcells, Dan Reeves, Dick Vermeil and Mike Holmgren. Fox ranks third among active NFL head coaches with 136 overall wins and his six seasons with at least 11 wins are third most among active head coaches.



Under Fox's tutelage as a head coach, coordinator and position coach, 42 players have earned a total of 77 Pro Bowl selections at 14 different positions during his coaching career. In 2016, running back Jordan Howard and guard Josh Sitton earned Pro Bowl honors.

Before coming to Chicago, Fox spent four seasons (2011-14) in Denver, guiding the Broncos to four division titles, joining Chuck Knox (L.A. Rams) as the only coaches in NFL history to lead their respective team to four division titles in their first four years with the franchise. Denver's regular season record of 46-18 (.719) was third-best in the NFL from 2011-14 and they were one of only three teams to win four division titles during that span along with Green Bay and New England. Denver had at least 12 wins in each of the previous three seasons (13-3 in 2012 and 2013 and 12-4 in 2014). Denver's 20-4 record against AFC West opponents during Fox's tenure was the best divisional record in the NFL. He guided the Broncos to an undefeated record in division play in 2012 and 2014 after the franchise had just one such season in team history.

Prior to his time with the Broncos, Fox spent nine years as head coach of the Carolina Panthers. He led the franchise to a 73-71 (.507) regular-season record, including three playoff appearances and two NFC South titles. The Panthers went 5-3 in the postseason under Fox, including four road playoff wins while appearing in two NFC Championship Games and earning the franchise's first Super Bowl appearance. The four playoff road victories are tied for fifth most in NFL history and tied for fourth most by a head coach with one team.

JOHN FOX CAREER VS. NFL OPPONENTS

NFC Opponents	Reg.	Post.	Overall	AFC Opponents	Reg.	Post.	Overall
	75-77	5-3	80-80		54-39	3-4	57-43
NFC North	16-20	1-0	17-20	AFC North	12-8	1-1	13-9
Chicago	3-2	1-0	4-2	Baltimore	4-1	0-1	4-2
Detroit	5-4	0-0	5-4	Cincinnati	3-3	0-0	3-3
Green Bay	3-8	0-0	3-8	Cleveland	3-1	0-0	3-1
Minnesota	5-6	0-0	5-6	Pittsburgh	2-3	1-0	3-3
NFC South	33-29	0-0	33-29	AFC South	6-13	0-1	6-14
Atlanta	7-13	0-0	7-13	Houston	1-4	0-0	1-4
Carolina	1-0	0-0	1-0	Indianapolis	2-3	0-1	2-4
New Orleans	12-7	0-0	12-7	Jacksonville	2-2	0-0	2-2
Tampa Bay	13-9	0-0	13-9	Tennessee	1-4	0-0	1-4
NFC East	8-19	3-0	11-19	AFC East	8-10	1-2	9-12
Dallas	1-7	1-0	2-7	Buffalo	2-2	0-0	2-2
New York Giants	3-4	1-0	4-4	Miami	2-2	0-0	2-2
Philadelphia	1-5	1-0	2-5	New England	1-5	1-2	2-7
Washington	3-3	0-0	3-3	New York Jets	3-1	0-0	3-1
NFC West	18-9	1-3	19-12	AFC West	28-8	1-0	29-8
Arizona	8-2	0-1	8-3	Denver	1-2	0-0	1-2
San Francisco	5-1	0-0	5-1	Kansas City	10-1	0-0	10-1
Seattle	1-4	0-2	1-6	Oakland	9-2	0-0	9-2
St. Louis/LA	4-2	1-0	5-2	Los Angeles	8-3	1-0	9-3



JOHN FOX'S CAREER HEAD COACHING RECORD

Year	Team	Regular Season Record	Postseason
2002	Carolina Panthers	7-9	
2003	Carolina Panthers	11-5	S.B. XXXVIII (3-1)
2004	Carolina Panthers	7-9	
2005	Carolina Panthers	11-5	NFC Champ. Game (2-1)
2006	Carolina Panthers	8-8	
2007	Carolina Panthers	7-9	
2008	Carolina Panthers	12-4	Playoffs (0-1)
2009	Carolina Panthers	8-8	
2010	Carolina Panthers	2-14	
2011	Denver Broncos	8-8	Playoffs (1-1)
2012	Denver Broncos	13-3	Playoffs (0-1)
2013	Denver Broncos	13-3	S.B. XLVIII (2-1)
2014	Denver Broncos	12-4	Playoffs (0-1)
2015	Chicago Bears	6-10	
2016	Chicago Bears	3-13	
2017	Chicago Bears	1-4	
Carolina Totals		73-71 (.507)	5-3 (.625)
Denver Totals		46-18 (.719)	3-4 (.428)
Chicago Totals		10-27 (.270)	0-0
CAREER TOTALS		129-116 (.526)	8-7 (.533)

CHICAGO BEARS COORDINATORS/ASSISTANT COACHES



Vic Fangio
Defensive
Coordinator



Dowell Loggains
Offensive
Coordinator



Jeff Rodgers
Special Teams
Coordinator



Roy Anderson
Assistant
Defensive Backs



Zach Azzanni
Wide Receivers



Sean Desai
Defensive
Quality Control



Ed Donatell
Defensive Backs



John Dunn
Offensive Assistant




Ben McDaniels
Offensive Assistant



Curtis Modkins
Running Backs



Glen Pires
Linebackers



Dave Ragone
Quarterbacks



Jay Rodgers
Defensive Line



Frank Smith
Tight Ends



Brandon Staley
Outside Linebackers



Derius Swinton II
Assistant
Special Teams



Jeremiah Washburn
Offensive Line



Ben Wilkerson
Assistant
Offensive Line



CHICAGO BEARS 2017 TRANSACTIONS

Date	Player	Transaction
OCTOBER		
10/9/2017	Isaiah Irving.....	pract. squad add
10/6/2017	Mike Purcell.....	cut
10/6/2017	Howard Jones.....	pract. squad add
10/2/2017	Jason Thompson.....	pract. squad add
10/2/2017	Tre McBride.....	signed

SEPTEMBER

9/30/2017	Danny Trevathan.....	suspended
9/26/2017	Tre McBride.....	pract. squad add
9/26/2017	D.J. Tialavea.....	cut
9/26/2017	Doran Grant.....	pract. squad add
9/23/2017	Tre McBride.....	cut
9/23/2017	John Timu.....	pract. squad add
9/21/2017	Tanner Gentry.....	pract. squad add
9/20/2017	D.J. Tialavea.....	pract. squad add
9/19/2017	Josh Rounds.....	pract. squad waive
9/19/2017	Mike Purcell.....	pract. squad add
9/19/2017	Tanner Gentry.....	cut
9/19/2017	DeAndre Houston-Carson.....	signed
9/12/2017	Rueben Randle.....	cut
9/12/2017	Mario Alford.....	pract. squad add
9/12/2017	Josh Rounds.....	pract. squad add
9/12/2017	Jonathan Anderson.....	signed
9/12/2017	Tanner Gentry.....	signed
9/9/2017	Akiem Hicks.....	contract extension
9/8/2017	Ka'Deem Carey.....	cut
9/8/2017	Connor Shaw.....	cut
9/6/2017	Lamarr Houston.....	cut
9/4/2017	John Jenkins.....	signed
9/4/2017	Cameron Lee.....	prac. squad add
9/4/2017	Chris Prosinski.....	cut
9/4/2017	Ben Braunecker.....	prac. squad add
9/3/2017	Andrew DePaola.....	acquired from waiver
9/3/2017	Tre McBride.....	acquired from waiver
9/3/2017	John Timu.....	pract. squad add
9/3/2017	Dieugot Joseph.....	pract. squad add
9/3/2017	Isalah Irving.....	pract. squad add
9/3/2017	DeAndre Houston-Carson.....	pract. squad add
9/3/2017	Brandon Greene.....	pract. squad add
9/3/2017	Tanner Gentry.....	pract. squad add
9/3/2017	Rashaad Coward.....	pract. squad add
9/3/2017	Jonathan Anderson.....	pract. squad add
9/3/2017	Taquan Mizzell.....	acquired from waiver
9/3/2017	Jeff Overbaugh.....	cut
9/3/2017	Jeremy Langford.....	cut
9/3/2017	Ben Braunecker.....	cut
9/2/2017	Johnthan Banks.....	cut
9/2/2017	Taylor Boggs.....	cut
9/2/2017	Victor Cruz.....	cut
9/2/2017	Jaye Howard Jr.....	cut
9/2/2017	John Jenkins.....	cut
9/2/2017	Kelvin Sheppard.....	cut
9/2/2017	Dan Skuta.....	cut
9/2/2017	B.W. Webb.....	cut
9/2/2017	C.J. Wilson.....	cut
9/2/2017	Roberto Aguayo.....	cut
9/2/2017	Jonathan Anderson.....	cut
9/2/2017	Daniel Braverman.....	cut
9/2/2017	Rashaad Coward.....	cut

Date	Player	Transaction
9/2/2017	Titus Davis.....	cut
9/2/2017	Tanner Gentry.....	cut
9/2/2017	Brandon Greene.....	cut
9/2/2017	DeAndre Houston-Carson.....	cut
9/2/2017	Alton Howard.....	cut
9/2/2017	Isalah Irving.....	cut
9/2/2017	Harold Jones-Quartey.....	cut
9/2/2017	Dieugot Joseph.....	cut
9/2/2017	Mitchell Kirsch.....	cut
9/2/2017	Will Poehls.....	cut
9/2/2017	MyCole Pruitt.....	cut
9/2/2017	Rashaad Reynolds.....	cut
9/2/2017	Jyril Richardson.....	cut
9/2/2017	Josh Rounds.....	cut
9/2/2017	Freddie Stevenson.....	cut
9/2/2017	John Timu.....	cut
9/2/2017	Connor Shaw.....	cut
9/2/2017	Ka'Deem Carey.....	Placed on IR
9/2/2017	Lamarr Houston.....	Placed on IR
9/2/2017	Cameron Meredith.....	Placed on IR
9/2/2017	Jordan Morgan.....	Placed on IR
9/2/2017	Chris Prosinski.....	Placed on IR

AUGUST

8/29/2017	Alex Scarce.....	cut
8/29/2017	Kapron Lewis-Moore.....	cut
8/28/2017	Patrick Scales.....	cut
8/28/2017	Jeff Overbaugh.....	signed
8/23/2017	Charles Leno Jr.....	contract extension
8/18/2017	Hendrick Ekpe.....	cut
8/18/2017	Kelvin Sheppard.....	signed
8/13/2017	Roberto Aguayo.....	acquired from waiver
8/9/2017	Jody Bouagnon.....	cut
8/7/2017	Andy Phillips.....	cut
8/7/2017	Brandon Greene.....	signed
8/7/2017	Alton Howard.....	signed
8/3/2017	Josh Rounds.....	signed

JULY

7/31/2017	Nick Becton.....	signed
7/19/2017	Mitchell Trubisky.....	signed

MAY

5/31/2017	Michael Burton.....	acquired from waiver
5/31/2017	Franko House.....	cut
5/30/2017	Jhajuan Seales.....	cut
5/25/2017	Victor Cruz.....	signed
5/19/2017	Adam Shaheen.....	signed
5/15/2017	Eddie Jackson.....	signed
5/14/2017	Titus Davis.....	signed
5/14/2017	Kermit Whitfield.....	cut
5/11/2017	Alex Scarce.....	signed
5/11/2017	Jhajuan Seales.....	signed
5/11/2017	Freddie Stevenson.....	signed
5/11/2017	Kermit Whitfield.....	signed
5/11/2017	Andy Phillips.....	signed
5/11/2017	Paul Lasike.....	cut
5/11/2017	Will Sutton.....	cut
5/11/2017	Eddie Royal.....	cut
5/11/2017	Cornelius Edison.....	cut



CHICAGO BEARS 2017 TRANSACTIONS

Date	Player	Transaction
5/11/2017	Jordan Morgan	signed
5/11/2017	Joel Bouagnon	signed
5/11/2017	Rashaad Coward	signed
5/11/2017	Hendrick Ekpe	signed
5/11/2017	Mitchell Kirsch	signed
5/11/2017	Dieugot Joseph	signed
5/11/2017	Isaiah Irving	signed
5/11/2017	Franko House	signed
5/11/2017	Tanner Gentry	signed
5/11/2017	Tarik Cohen	signed
5/8/2017	Dan Skuta	signed
5/5/2017	Jay Cutler	retired
5/4/2017	Jaye Howard	signed
5/2/2017	Bradley Sowell	signed
5/1/2017	Bralon Addison	cut
5/1/2017	Dres Anderson	cut
5/1/2017	De'Vante Bausby	cut
5/1/2017	David Cobb	cut
5/1/2017	Jacoby Glenn	cut
5/1/2017	Justin Perillo	cut
5/1/2017	Taylor Boggs	signed

APRIL

4/17/2017	Bryce Callahan	contract extension
4/15/2017	Sam Acho	contract extension
4/10/2017	Tracy Porter	cut
4/5/2017	B.W. Webb	signed

MARCH

3/31/2017	Ego Ferguson	cut
3/23/2017	Deonte Thompson	contract extension
3/23/2017	Mark Sanchez	signed
3/21/2017	Benny Cunningham	signed
3/20/2017	Chris Prosinski	contract extension
3/20/2017	C.J. Wilson	contract extension
3/17/2017	John Jenkins	signed
3/14/2017	Connor Barth	contract extension
3/12/2017	Tom Compton	signed
3/12/2017	Kendall Wright	signed
3/11/2017	Marcus Cooper	signed
3/11/2017	Christian Jones	contract extension
3/11/2017	Johnthan Banks	contract extension
3/10/2017	Prince Amukamara	signed
3/10/2017	Dion Sims	signed
3/10/2017	Markus Wheaton	signed
3/10/2017	Mike Glennon	signed
3/9/2017	Quintin Demps	signed
3/9/2017	Jay Cutler	cut
3/6/2017	Daniel Brown	contract extension
3/4/2017	Patrick Scales	contract extension
3/4/2017	Connor Shaw	contract extension

FEBRUARY

2/17/2017	Amini Silatolu	signed
2/15/2017	Eric Kush	contract extension
2/10/2017	Justin Perillo	signed
2/7/2017	Roy Robertson-Harris	reinstated

JANUARY

Date	Player	Transaction
1/10/2017	Rueben Randle	signed
1/9/2017	Josh Shirley	cut
1/6/2017	Kapron Lewis-Moore	active/prac. squad
1/3/2017	Cyril Richardson	signed
1/3/2017	Will Poythills	signed
1/3/2017	Jacoby Glenn	signed
1/3/2017	Cornelius Edison	signed
1/3/2017	David Cobb	signed
1/3/2017	De'Vante Bausby	signed
1/3/2017	Dres Anderson	signed
1/3/2017	Rashaad Reynolds	signed



CHICAGO BEARS GAME RELEASE

ALPHABETICAL ROSTER

No.	Name	Pos	Ht	Wt	Age	Exp	College	Hometown
93	Acho, Sam	LB	6-3	259	29	7	Texas	Dallas, Texas
38	Amos, Adrian	DB	6-0	214	24	3	Penn State	Baltimore, Md.
20	Amukamara, Prince	DB	6-0	204	28	7	Nebraska	Glendale, Ari.
58	Anderson, Jonathan	LB	6-1	237	25	3	TCU	Corpus Christi, Texas
4	Barth, Connor	K	5-11	204	31	8	North Carolina	Wilmington, N.C.
15	Bellamy, Joshua	WR	6-0	208	28	3	Louisville	St. Petersburg, Fla.
85	Brown, Daniel	TE	6-5	247	25	3	James Madison	Windsor, Virginia
90	Bullard, Jonathan	DL	6-3	296	23	2	Florida	Shelby, N.C.
46	Burton, Michael	FB	6-0	240	25	3	Rutgers	Long Valley, N.J.
26	Bush, Deon	DB	6-0	205	24	2	Miami (Fla.)	Miami, Fla.
37	Callahan, Bryce	DB	5-9	188	25	3	Rice	Cypress, Texas
29	Cohen, Tarik	RB	5-6	181	22	R	North Carolina A&T	Bunn, N.C.
76	Compton, Tom	OL	6-5	313	28	5	South Dakota	Rosemont, Minn.
31	Cooper, Sr., Marcus	DB	6-2	197	27	5	Rutgers	Hartford, Conn.
30	Cunningham, Benny	RB	5-10	218	27	5	Middle Tennessee State	Nashville, Tenn.
49	DePaola, Andrew	LS	6-2	230	30	4	Rutgers	Parkton, Md.
94	Floyd, Leonard	LB	6-4	251	25	2	Georgia	Atlanta, Ga.
23	Fuller, Kyle	DB	5-11	190	25	4	Virginia Tech	Baltimore, Md.
19	Gentry, Tanner	WR	6-2	209	22	R	Wyoming	Aurora, Colo.
8	Glennon, Mike	QB	6-6	229	27	5	North Carolina State	Centreville, Va.
91	Goldman, Eddie	DL	6-4	320	23	3	Florida State	Washington, D.C.
55	Grasu, Hroniss	OL	6-3	301	26	3	Oregon	Northridge, Calif.
96	Hicks, Akiem	DL	6-5	332	27	6	Regina	Elk Grove, Calif.
36	Houston-Carson, DeAndre	DB	6-1	205	24	2	William & Mary	Woodford, Va.
24	Howard, Jordan	RB	6-0	224	22	2	Indiana	Birmingham, Ala.
47	Irving, Isaiah	LB	6-3	254	23	R	San Jose State	Vacaville, Calif.
39	Jackson, Eddie	DB	6-0	202	23	R	Alabama	Lauderdale Lakes, Fla.
73	Jenkins, John	DL	6-3	327	28	5	Georgia	Meriden, Conn.
52	Jones, Christian	LB	6-3	245	26	4	Florida State	Winter Park, Fla.
44	Kwiatkoski, Nick	LB	6-2	242	24	2	West Virginia	Bethel Park, Penn.
22	LeBlanc, Cre'Von	DB	5-11	190	23	2	Florida Atlantic	Palm Beach, Fla.
72	Leno, Jr., Charles	OL	6-3	306	26	4	Boise State	Oakland, Calif.
75	Long, Kyle	OL	6-6	316	28	5	Oregon	Ivy, Va.
70	Massie, Bobby	OL	6-6	317	28	6	Mississippi	Lynchburg, Va.
18	McBride III, Tre	WR	6-0	210	24	3	William & Mary	McDonough, Ga.
27	McManis, Sherrick	DB	6-1	193	29	8	Northwestern	Peoria, Ill.
92	McPhee, Pernell	LB	6-3	269	28	7	Mississippi State	Pahokee, Fla.
86	Miller, Zach	TE	6-5	245	33	7	Nebraska-Omaha	Wahoo, Neb.
33	Mizzell, Taquan	RB	5-10	185	23	R	Virginia	Virginia Beach, Va.
16	O'Donnell, Pat	P	6-4	217	26	4	Miami (Fla.)	Lake Worth, Fla.
95	Robertson-Harris, Roy	DL	6-7	294	24	1	UTEP	Oakland, Calif.
6	Sanchez, Mark	QB	6-2	232	30	9	USC	Mission Viejo, Calif.
87	Shaheen, Adam	TE	6-6	270	22	R	Ashland	Galena, Ohio
88	Sims, Dion	TE	6-4	268	26	5	Michigan State	Detroit, Mich.
71	Sitton, Josh	OL	6-3	320	31	10	UCF	Pensacola, Fla.
79	Sowell, Bradley	OL	6-7	312	28	6	Mississippi	Hernando, Miss.
53	Timu, John	LB	6-0	246	25	3	Washington	Long Beach, Calif.
59	Trevathan, Danny	LB	6-1	239	27	6	Kentucky	Youngstown, Ohio
10	Trubisky, Mitchell	QB	6-3	222	23	R	North Carolina	Mentor, Ohio
98	Unrein, Mitch	DL	6-4	301	30	7	Wyoming	Eaton, Colo.
12	Wheaton, Markus	WR	5-11	185	26	5	Oregon State	Phoenix, Ariz.
65	Whitehair, Cody	OL	6-4	310	25	2	Kansas State	Kearney, Neb.
13	Wright, Kendall	WR	5-10	185	27	6	Baylor	Mount Pleasant, Texas

RESERVE / INJURED

21	Demps, Quintin	DB	5-11	216	32	9	UTEP	San Antonio, Texas
50	Freeman, Jerrell	LB	6-0	235	31	6	Mary Hardin-Baylor	Waco, Texas
32	Hall, Deiondre	DB	6-2	206	23	2	Northern Iowa	Blue Springs, Mo.
64	Kush, Eric	OL	6-4	317	28	5	California (PA)	Bridgeville, Penn.
81	Meredith, Cameron	WR	6-3	207	25	3	Illinois State	Westchester, Ill.
67	Morgan, Jordan	OL	6-4	311	23	R	Kutztown	Philadelphia, Pa.
48	Scales, Patrick	LS	6-4	239	29	2	Utah State	Louisville, Ky.
11	White, Kevin	WR	6-3	216	25	3	West Virginia	Plainfield, N.J.
97	Young, Willie	LB	6-4	259	32	8	North Carolina State	Palm Beach Gardens, Fla.

PRACTICE SQUAD

83	Alford, Mario	WR	5-8	177	25	3	West Virginia	Greenville, Ga.
43	Bradford, Carl	LB	6-1	248	25	3	Arizona State	Norco, Calif.
84	Braunecker, Ben	TE	6-4	252	23	2	Harvard	Ferdinand, Ind.
69	Coward, Rashaad	DL	6-6	320	22	R	Old Dominion	Brooklyn, N.Y.
35	Grant, Doran	DB	5-10	196	24	2	Ohio State	Akron, Ohio
60	Greene, Brandon	OL	6-5	295	23	R	Alabama	Ellenwood, Ga.
57	Jones, Howard	LB	6-4	238	27	3	Shepherd	Woodbridge, Va.
63	Lee, Cameron	OL	6-5	312	23	R	Illinois State	Danville, Ill.
80	Rogers, Darreus	WR	6-1	218	24	R	USC	Compton, Calif.
45	Thompson, Jason	LB	6-2	208	23	R	Utah	Renton, Wash.



NUMERICAL ROSTER

No	Name	Pos	Ht	Wt	Age	Exp	College	Acquired
4	Connor Barth	K	5-11	204	31	8	North Carolina	WFA-16 (NO)
6	Mark Sanchez	QB	6-2	232	30	9	USC	UFA-17 (DAL)
8	Mike Glennon	QB	6-6	229	27	5	North Carolina State	UFA-17 (TB)
10	Mitchell Trubisky	QB	6-3	222	23	R	North Carolina	D1-17
12	Markus Wheaton	WR	5-11	185	26	5	Oregon State	UFA-17 (PIT)
13	Kendall Wright	WR	5-10	185	27	6	Baylor	UFA-17 (TEN)
15	Joshua Bellamy	WR	6-0	208	28	3	Louisville	WC-14 (WAS)
16	Pat O'Donnell	P	6-4	217	26	4	Miami (Fla.)	D6b-14
18	Tre McBride III	WR	6-0	210	24	3	William & Mary	WC-17 (TEN)
19	Tanner Gentry	WR	6-2	209	22	R	Wyoming	UnFA-17
20	Prince Amukamara	DB	6-0	204	28	7	Nebraska	UFA-17 (JAX)
22	Cre'Von LeBlanc	DB	5-11	190	23	2	Florida Atlantic	WC-16 (NE)
23	Kyle Fuller	DB	5-11	190	25	4	Virginia Tech	D1-14
24	Jordan Howard	RB	6-0	224	22	2	Indiana	D5-16
26	Deon Bush	DB	6-0	205	24	2	Miami (Fla.)	D4b-16
27	Sherrick McManis	DB	6-1	193	29	8	Northwestern	TR-12 (HOU)
29	Tarik Cohen	RB	5-6	181	22	R	North Carolina A&T	D4b-17
30	Benny Cunningham	RB	5-10	218	27	5	Middle Tennessee State	UFA-17 (LAR)
31	Marcus Cooper Sr.	DB	6-2	197	27	5	Rutgers	UFA-17 (ARZ)
33	Taquan Mizzell	RB	5-10	185	23	R	Virginia	WC-17 (BAL)
36	DeAndre Houston-Carson	DB	6-1	205	24	2	William & Mary	D6-16
37	Bryce Callahan	DB	5-9	188	25	3	Rice	UnFA-15
38	Adrian Amos	DB	6-0	214	24	3	Penn State	D5-15
39	Eddie Jackson	DB	6-0	202	23	R	Alabama	D4a-17
44	Nick Kwiatkoski	LB	6-2	242	24	2	West Virginia	D4a-16
46	Michael Burton	FB	6-0	240	25	3	Rutgers	WFA-17 (DET)
47	Isiah Irving	LB	6-3	254	23	R	San Jose State	UnFA-17
49	Andrew DePaola	LS	6-2	230	30	4	Rutgers	WC-17 (TB)
52	Christian Jones	LB	6-3	245	26	4	Florida State	UnFA-14
53	John Timu	LB	6-0	246	25	3	Washington	UnFA-15
55	Hroniss Grasu	OL	6-3	301	26	3	Oregon	D3-15
58	Jonathan Anderson	LB	6-1	237	25	3	TCU	UnFA-15
59	Danny Trevathan	LB	6-1	239	27	6	Kentucky	UFA-16 (DEN)
65	Cody Whitehair	OL	6-4	310	25	2	Kansas State	D2-16
70	Bobby Massie	OL	6-6	317	28	6	Mississippi	UFA-16 (ARZ)
71	Josh Sitton	OL	6-3	320	31	10	UCF	WFA-16 (GB)
72	Charles Leno Jr.	OL	6-3	306	26	4	Boise State	D7-14
73	John Jenkins	DL	6-3	327	28	5	Georgia	UFA-17 (SEA)
75	Kyle Long	OL	6-6	316	28	5	Oregon	D1-13
76	Tom Compton	OL	6-5	313	28	5	South Dakota	UFA-17 (ATL)
79	Bradley Sowell	OL	6-7	312	28	6	Mississippi	UFA-17 (SEA)
85	Daniel Brown	TE	6-5	247	25	3	James Madison	WFA-16 (BAL)
86	Zach Miller	TE	6-5	245	33	7	Nebraska-Omaha	WFA-13 (TB)
87	Adam Shaheen	TE	6-6	270	22	R	Ashland	D2-17
88	Dion Sims	TE	6-4	268	26	5	Michigan State	UFA-17 (MIA)
90	Jonathan Bullard	DL	6-3	296	23	2	Florida	D3-16
91	Eddie Goldman	DL	6-4	320	23	3	Florida State	D2-15
92	Pernell McPhee	LB	6-3	269	28	7	Mississippi State	UFA-15 (BAL)
93	Sam Acho	LB	6-3	259	29	7	Texas	UFA-15 (ARZ)
94	Leonard Floyd	LB	6-4	251	25	2	Georgia	D1-16
95	Roy Robertson-Harris	DL	6-7	294	24	1	UTEP	UnFA-16
96	Akiem Hicks	DL	6-5	332	27	6	Regina	UFA-16 (NE)
98	Mitch Unrein	DL	6-4	301	30	7	Wyoming	WFA-15 (SD)
RESERVE / INJURED								
11	Kevin White	WR	6-3	216	25	3	West Virginia	D1-15
21	Quintin Demps	DB	5-11	216	32	9	UTEP	UFA-17 (HOU)
32	Deiondre' Hall	DB	6-2	206	23	2	Northern Iowa	D4c-16
48	Patrick Scales	LS	6-4	239	29	2	Utah State	WFA-15 (BAL)
50	Jerrell Freeman	LB	6-0	235	31	6	Mary Hardin-Baylor	UFA-16 (IND)
64	Eric Kush	OL	6-4	317	28	5	California (PA)	WC-16 (LA)
67	Jordan Morgan	OL	6-4	311	23	R	Kutztown	D5-17
81	Cameron Meredith	WR	6-3	207	25	3	Illinois State	UnFA-16
87	Willie Young	LB	6-4	259	32	8	North Carolina State	UFA-14 (DET)
PRACTICE SQUAD								
35	Doran Grant	DB	5-10	196	24	2	Ohio State	WFA-17 (JAX)
43	Carl Bradford	LB	6-1	248	25	3	Arizona State	WFA-17 (BUF)
45	Jason Thompson	LB	6-2	208	23	R	Utah	WFA-17 (NE)
57	Howard Jones	LB	6-4	238	27	3	Shepherd	UFA-17 (TB)
60	Brandon Greene	OL	6-5	295	23	R	Alabama	UnFA-17
63	Cameron Lee	OL	6-5	312	23	3	Illinois State	WFA-17 (CIN)
69	Rashaad Coward	DL	6-6	320	22	R	Old Dominion	UnFA-17
80	Darreus Rogers	WR	6-1	218	24	R	USC	WFA-17 (SEA)
83	Mario Alford	WR	5-8	177	25	3	West Virginia	WFA-17 (CLE)
84	Ben Braunecker	TE	6-4	252	23	2	Harvard	UnFA-16



UNOFFICIAL DEPTH CHART

OFFENSE

WR 13 Kendall Wright	12 Markus Wheaton	18 Tre McBride III	
TE 88 Dion Sims	86 Zach Miller	<u>87 Adam Shaheen</u>	85 Daniel Brown
RT 70 Bobby Massie	76 Tom Compton		
RG 75 Kyle Long	65 Cody Whitehair		
C 65 Cody Whitehair	55 Hroniss Grasu		
LG 71 Josh Sitton	76 Tom Compton		
LT 72 Charles Leno Jr.	79 Bradley Sowell		
QB <u>10 Mitchell Trubisky</u>	8 Mike Glennon	6 Mark Sanchez	
RB 24 Jordan Howard	<u>29 Tarik Cohen</u>	30 Benny Cunningham	<u>33 Taquan Mizzell</u>
WR 15 Joshua Bellamy	19 Tanner Gentry		
FB 46 Michael Burton			

DEFENSE

DE 96 Akiem Hicks	95 Roy Robertson-Harris		
NT 91 Eddie Goldman	73 John Jenkins		
DE 98 Mitch Unrein	90 Jonathan Bullard		
OLB 92 Pernell McPhee	47 Isaiah Irving		
ILB 44 Nick Kwiatkoski	52 Christian Jones	53 John Timu	
ILB 59 Danny Trevathan	58 Jonathan Anderson		
OLB 94 Leonard Floyd	93 Sam Acho		
CB 20 Prince Amukamara	37 Bryce Callahan	22 Cre'Von LeBlanc	
S 38 Adrian Amos	26 Deon Bush		
S <u>39 Eddie Jackson</u>	36 DeAndre Houston-Carson		
CB 31 Marcus Cooper Sr.	23 Kyle Fuller	27 Sherrick McManis	

SPECIAL TEAMS

P 16 Pat O'Donnell			
K 4 Connor Barth			
LS 49 Andrew DePaola			
H 16 Pat O'Donnell			
KR 30 Benny Cunningham	<u>29 Tarik Cohen</u>	<u>39 Eddie Jackson</u>	
PR <u>29 Tarik Cohen</u>	<u>39 Eddie Jackson</u>	37 Bryce Callahan	22 Cre'Von LeBlanc

Underline denotes rookie

PRONUNCIATION GUIDE

PLAYERS

Adrian Amos.....A-miss
 Prince Amukamaraah-MOO-kah-MAIR-rah
 Tarik CohenTuh-REEK
 Andrew DePaolade-PAUL-a (like DePaul)
 Hroniss Grasuhuh-ROW-niss grass-uu
 Akiem Hicks.....ah-KEEM
 Nick Kwiatkoskikwit-KOW-skee
 Cre'Von LeBlanc.....KRAY-von luh-BLONK
 Sherrick McManisSHARE-rick mick-MAN-us
 Adam Shaheenshuh-HEEN
 Bradley SowellSO-wool
 Deonte Thompsondee-ON-tay
 Danny Trevethan.....trev-A-than
 Mitch Unrein.....Un-Rhine

COACHES

Sean Desaid-sigh
 Vic Fangiofan-geo
 Dowell Loggainsdowel LOG-ins
 Glenn Pires.....rhymes with tires

**THE LAST TIME ...****TEAM****Won in Overtime:**

- By BEARS – 9/24/2017 vs. Pittsburgh (23-17)
- By Opp. – 12/6/2015 vs. San Francisco (26-20)

Won in Regulation by Scoring Go-Ahead Points in the Last 2 Minutes

- By BEARS – 10/11/2015 at KC (18-17, M. Forte 7-yd TD pass from J. Cutler with :18 remaining)
- By Opp. – 12/19/2016 vs. GB (30-27, M. Crosby 32-yd FG with 0:00 remaining)

Sent Game to Overtime by Scoring in the Last Two Minutes of Regulation

- By BEARS – 10/18/2014 at Detroit (R. Gould 29-yd FG with :00 remaining; DET won 37-34 in OT)
- By Opp. – 12/6/2015 vs. SF (B. Gabbert 44-yd run/P.Dawson kick with 1:42 remaining; SF won 26-20 in OT)

Shutout

- By BEARS – 11/18/2010 at Miami (16-0)
- By Opp. – 9/27/2015 at Seattle (26-0)

Did Not Allow Opponent to Score a Touchdown (non-shutout)

- By BEARS – 12/5/2016 vs. San Francisco (held San Francisco to 2 FGs; 26-6 CHI)
- By Opp. – 12/28/2014 at Minnesota (held Chicago to 3 FGs; 13-9 MIN)

Won By 20-or-More Points

- By BEARS – 12/5/2016 vs. San Francisco (20 points; 26-6)
- By Opp. – 9/17/2017 at Tampa Bay (22 points; 29-7)

Won Game After Trailing by 20-or-More Points

- By BEARS – 10/16/2006 at Arizona (24-23 after trailing 20-0 and 23-3)
- By Opp. – 11/10/2002 vs. New England (33-30 after trailing 27-6)

Won After Trailing at End of the 1st Quarter

- By BEARS – 12/27/2015 at Tampa Bay (26-21 after trailing 7-0)
- By Opp. – 10/9/2017 vs. Minnesota (20-17 after trailing 2-0)

Won After Trailing at Halftime

- By BEARS – 11/9/2015 at San Diego (22-19 after trailing 16-7)
- By Opp. – 11/20/2016 vs. New York Giants (22-16 after trailing 16-9)

Won After Trailing at End of the 3rd Quarter

- By BEARS – 12/27/2015 at Tampa Bay (26-21 after trailing 14-13)
- By Opp. – 10/16/2016 vs. Jacksonville (17-16 after trailing 13-0)

Won After Trailing By 10-Plus Points in 4th Quarter

- By BEARS – 10/11/2015 at Kansas City (18-17 after trailing by 11, 17-6)
- By Opp. – 10/16/2016 vs. Jacksonville (17-16 after trailing by 13, 13-0)

Scored 20 or More Points in a Quarter

- By BEARS – 12/4/2014 vs. Dallas (21 in 4th quarter; 41-28 DAL)
- By Opp. – 12/4/2014 vs. Dallas (21 in 3rd quarter; 41-28 DAL)

Scored 30 or More Points in a Half

- By BEARS – 11/4/2012 at Tennessee (31 in 1st half; 51-20 CHI)
- By Opp. – 11/9/2014 at Green Bay (42 in 1st half; 55-14 GB)

Scored Touchdowns on Offense and Defense

- By BEARS – 12/11/2016 at Detroit (1 offense; 1 defense; 20-17 DET)
- By Opp. – 9/17/2017 at Tampa Bay (2 offense; 1 defense; 29-7 TB)

Scored Touchdowns on Offense, Defense and Special Teams

- By BEARS – 11/4/2012 at Tennessee (4 offense; 1 defense; 1 special teams; 51-20 CHI)
- By Opp. – 9/20/2015 vs. Arizona (5 offense; 1 defense; 1 special teams; 48-23 ARZ)



THE LAST TIME ...

Won on Monday Night Football

- By BEARS – 10/31/2016 vs. Minnesota (20-10 on ESPN's Monday Night Football)
By Opp. – 10/9/2017 vs. Minnesota (20-17 on ESPN's Monday Night Football)

Won on Sunday Night Football

- By BEARS – 9/14/2014 at San Francisco (28-20 on NBC's Sunday Night Football)
By Opp. – 9/25/2016 at Dallas (29-14 on NBC's Sunday Night Football)

Won on Thursday Night Football

- By BEARS – 11/26/2015 at Green Bay (17-13 CHI on NBC's Thursday Night Football)
By Opp. – 9/28/2017 at Green Bay (35-14 on CBS/NFLN's Thursday Night Football)

No Turnovers

- By BEARS – 9/10/2017 vs. Atlanta (ATL, 23-17)
By Opp. – 10/9/2017 vs. Minnesota (MIN, 20-17)

OFFENSE

Touchdown Scored on First Offensive Possession to Start Game

- By BEARS – 11/20/2016 at N.Y. Giants (Z. Miller 19-yd pass from J. Cutler; 22-16 NYG)
By Opp. – 1/1/2017 vs. Minnesota (J. McKinnon 16-yd pass from S. Bradford; 38-10 MIN)

Touchdown Scored on First Offensive Possession of 2nd Half

- By BEARS – 10/9/2017 vs. Minnesota (Z. Miller 20-yd pass from Trubisky; 20-17 MIN)
By Opp. – 10/9/2017 vs. Minnesota (K. Rudolph 13-yd pass from Keenum; 20-17 MIN)

No Sacks Allowed

- By BEARS – 11/27/2016 vs. Tennessee
By Opp. – 1/1/2017 at Minnesota

No Turnovers and No Sacks Allowed

- By BEARS – 10/10/2013 vs. N.Y. Giants
By Opp. – 12/24/2016 vs. Washington

Successful Two-Point Conversion

- By BEARS – 10/9/2017 vs. Minnesota (Trubisky run on pitch from Z. Miller)
By Opp. – 10/2/2016 vs. Detroit (G. Tate pass from M. Stafford)

Failed Two-Point Conversion

- By BEARS – 11/22/2015 vs. Denver (run failed)
By Opp. – 12/29/2013 vs. Green Bay (pass failed)

500-or-More Total Net Yards of Offense

- By BEARS – 10/9/2016 at Indianapolis (522; 125 rushing, 397 passing)
By Opp. – 10/18/2015 at Detroit (546; 155 rushing, 391 passing)

400-or-More Total Net Yards of Offense

- By BEARS – 12/24/2016 vs. Washington (458; 140 rushing, 323 passing)
By Opp. – 12/24/2016 vs. Washington (478; 208 rushing, 278 passing)

300-or-More Net Rushing Yards by Team

- By BEARS – 9/9/1984 vs. Denver (302 yds on 50 carries, 2 TDs)
By Opp. – 10/14/2007 vs. Minnesota (311 yds on 43 carries, 3 TDs)

200-or-More Net Rushing Yards by Team

- By BEARS – 9/24/2017 vs. Pittsburgh (220 on 38 carries, 2 TDs)
By Opp. – 12/24/2016 vs. Washington (208 yards on 35 carries, 4 TDs)

Individual 200-Yard Rushing Game

- By BEARS – 10/2/2011 vs. Carolina (Matt Forte, 205 yds on 25 carries, TD)
By Opp. – 12/1/2013 at Minnesota (Adrian Peterson, 211 yds on 35 carries, 0 TDs)

**THE LAST TIME ...****Individual 150-Yard Rushing Game**

- By BEARS – 10/31/2016 vs. Minnesota (Jordan Howard, 153 yds on 26 carries, 1 TD)
By Opp. – 12/18/2016 vs. Green Bay (Ty Montgomery, 162 yds on 16 carries, 2 TDs)

Individual 100-Yard Rushing Game

- By BEARS – 9/24/2017 vs. Pittsburgh (Jordan Howard, 138 yds on 23 carries, 2 TDs)
By Opp. – 12/18/2016 vs. Green Bay (Ty Montgomery, 162 yds on 16 carries, 2 TDs)

Two 100-Yard Rushers in the Same Game

- By BEARS – 11/10/1985 vs. Detroit (207 total; Walter Payton - 105, Matt Suhey - 102)
By Opp. – 12/22/2013 at Philadelphia (248 total; LeSean McCoy - 133, Bryce Brown - 115)

Consecutive 100-Yard Rushing Games

- By BEARS – 12/24/2016 vs. WAS & 1/1/2017 at MIN (Jordan Howard; 119 vs. WAS, 135 at MIN)
By Opp. – 12/1/2013 at MIN & 12/9/2013 vs. DAL (A. Peterson, MIN - 211; D. Murray, DAL - 146)

Combined 200-Yards Rushing by Two Players (Non 200-Yard rusher, top 2 rushers)

- By BEARS – 9/24/2017 vs. Pittsburgh (216 total; Jordan Howard - 138 and Tarik Cohen - 78)
By Opp. – 12/18/2016 vs. Green Bay (207 total; Ty Montgomery - 162, C. Michael - 45)

60 Team Rushing Attempts

- By BEARS – 11/8/1981 at Kansas City (61 for 201 yards, 0 TDs)
By Opp. – Never

50 Team Rushing Attempts

- By BEARS – 9/25/1988 at Green Bay (51 for 252 yards, 3 TDs)
By Opp. – 10/30/1988 at New England (54 for 185 yards, 0 TDs)

40 Team Rushing Attempts

- By BEARS – 12/4/2016 vs. San Francisco (40 for 142 yards, 3 TDs)
By Opp. – 9/25/2016 at Dallas (41 for 199 yards, 3 TDs)

Individual 40 Rushing Attempts

- By BEARS – 11/20/1977 vs. Minnesota (Walter Payton, 40 for 275 yards, 1 TD)
By Opp. – Never

Individual 30 Rushing Attempts

- By BEARS – 12/4/2016 vs. San Francisco (Jordan Howard, 32 for 117 yards, 3 TDs)
By Opp. – 9/25/2016 at Dallas (Ezekiel Elliott, 30 for 140 yards, 0 TDs)

Individual 20 Rushing Attempts

- By BEARS – 9/24/2017 vs. Pittsburgh (Jordan Howard, 23 for 138 yards, 2 TDs)
By Opp. – 11/20/2016 at N.Y. Giants (Rashad Jennings, 21 for 85 yards, 1 TDs)

Rushing Play of 75-Plus Yards

- By BEARS – 11/27/1988 vs. Green Bay (Neal Anderson, 80-yard TD run)
By Opp. – 11/4/2012 at Tennessee (Chris Johnson, 80-yard TD run)

Rushing Play of 50-Plus Yards

- By BEARS – 10/31/2016 vs. Minnesota (Jordan Howard, 69-yard run)
By Opp. – 10/9/2017 vs. Minnesota (J. McKinnon, 58-yard TD run)

Rushing Play of 25-Plus Yards

- By BEARS – 9/24/2017 vs. Pittsburgh (Tarik Cohen, 36-yard run)
By Opp. – 1/1/2017 at Minnesota (J. McKinnon, 36-yard run)

3-Plus Rushing Touchdowns by Team

- By BEARS – 12/4/2016 vs. San Francisco (3, Jordan Howard - 3)
By Opp. – 12/24/2016 vs. Washington (4, K. Cousins - 2, M. Brown - 1, C. Thompson - 1)



THE LAST TIME ...

3-Plus Rushing Touchdowns by Individual

By BEARS – 12/4/2016 vs. San Francisco (Jordan Howard, 3)
By Opp. – 10/20/2013 at Washington (Roy Helu, 3)

2-Plus Rushing Touchdowns by Individual

By BEARS – 9/24/2017 vs. Pittsburgh (Jordan Howard, 2 TDs)
By Opp. – 12/24/2016 vs. Washington (Kirk Cousins, 2 TDs)

400 Gross Yards Passing by Team

By BEARS – 11/14/1999 vs. Minnesota (422; 34 of 48, 3 TDs, INT)
By Opp. – 10/18/2015 at Detroit (405; 27 of 42, 4 TDs, 1 INT)

300 Gross Yards Passing by Team

By BEARS – 12/24/2016 vs. Washington (323; 24 of 40, 2 TDs, 5 INTs)
By Opp. – 9/10/2017 vs. Atlanta (321; 21 of 30, 1 TD, 0 INT)

400 Yards Passing by Individual

By BEARS – 11/14/1999 vs. Minnesota (Jim Miller - 422; 34 of 48, 3 TDs, INT)
By Opp. – 10/18/2015 at Detroit (Matthew Stafford - 405; 27 of 42, 4 TDs, 1 INT)

300 Yards Passing by Individual

By BEARS – 12/24/2016 vs. Washington (Matt Barkley - 323; 24 of 40, 2 TDs, 5 INTs)
By Opp. – 9/10/2017 vs. Atlanta (Matt Ryan - 321; 21 of 30, 1 TD, 0 INT)

Consecutive 300 Yards Passing by Individual

By BEARS – 12/18/2016 vs. GB & 12/24/2016 vs. WAS (Matt Barkley - 362 vs. GB, 323 vs. WAS)
By Opp. – 11/23/14 vs. TB & 11/27/14 at DET (J. McCown 341 vs. TB, M. Stafford 390 at DET)

60-Plus Passing Attempts by Individual

By BEARS – 11/16/1997 vs. NY Jets (Erik Kramer - 60; 32 of 60, 354 yards, 2 TDs, 3 INT)
By Opp. – 11/13/2011 vs. Detroit (Matthew Stafford - 63; 33 of 63, 329 yards, 1 TD, 4 INT)

50-Plus Passing Attempts by Individual

By BEARS – 11/27/2016 vs. Tennessee (Matt Barkley - 40; 24 of 40, 323 yards, 2 TDs, 5 INT)
By Opp. – 10/20/2016 at Green Bay (Aaron Rodgers - 56; 39 of 56, 326 yards, 3 TDs, 0 INT)

40-Plus Passing Attempts by Individual

By BEARS – 9/17/2017 at Tampa Bay (Mike Glennon - 45; 31 of 45, 301 yards, 1 TD, 2 INT)
By Opp. – 11/26/2015 at Green Bay (Aaron Rodgers - 43; 22 of 43, 202 yards, 1 TD, 1 INT)

30-Plus Passing Completions by Individual

By BEARS – 9/17/2017 at Tampa Bay (Mike Glennon - 31; 31 of 45, 301 yards, 1 TD, 2 INT)
By Opp. – 10/20/2016 at Green Bay (Aaron Rodgers - 39; 39 of 56, 326 yards, 3 TDs, 0 INT)

25-Plus Passing Completions by Individual

By BEARS – 9/10/2017 vs. Atlanta (Mike Glennon - 26; 26 of 40, 213 yards, 1 TD, 0 INT)
By Opp. – 1/1/2017 at Minnesota (Sam Bradford - 25; 25 of 33, 250 yards, 3 TDs, 1 INT)

4-Or-More Passing Touchdowns by Individual

By BEARS – 9/14/2014 at San Francisco (Jay Cutler - 4, 23 of 34, 176 yards, 4 TDs, 0 INTs)
By Opp. – 9/28/2017 at Green Bay (Aaron Rodgers - 4; 18 of 26, 179 yards, 4 TDs, 0 INTs)

3-Or-More Passing Touchdowns by Individual

By BEARS – 11/27/2016 vs. Tennessee (Matt Barkley - 3, 28 of 54, 316 yards, 3 TDs, 2 INTs)
By Opp. – 1/1/2017 at Minnesota (Sam Bradford - 3; 25 of 33, 250 yards, 3 TDs, 1 INT)

10-Or-More Receptions by Individual

By BEARS – 11/9/2015 at San Diego (Alshon Jeffery, 10 receptions, 151 yards, 0 TDs)
By Opp. – 9/24/2017 vs. Pittsburgh (Antonio Brown, 10 receptions, 110 yards, 1 TD)

**THE LAST TIME ...****200-Plus Receiving Yards by Individual**

- By BEARS – 12/1/2013 at Minnesota (Alshon Jeffery, 245 yards, 12 receptions, 2 TDs)
By Opp. – 12/17/2000 at San Francisco (Terrell Owens, 283 yards, 20 receptions, 1 TD)

150-Plus Receiving Yards by Individual

- By BEARS – 11/9/2015 at San Diego (Alshon Jeffery, 151 yards, 10 receptions 0 TDs)
By Opp. – 11/9/2014 at Green Bay (Jordy Nelson, 152 yards, 6 receptions, 2 TDs)

100-Plus Receiving Yards by Individual

- By BEARS – 12/24/2016 vs. Washington (Cameron Meredith, 135 yards, 9 receptions, 0 TDs)
By Opp. – 9/24/2017 vs. Pittsburgh (Antonio Brown, 110 yards, 10 receptions, 1 TD)

Two 100-Yard Receivers

- By BEARS – 12/18/2016 vs. Green Bay (Cameron Meredith 104 yards and Deonte Thompson 110 yards)
By Opp. – 11/23/2014 vs. Tampa Bay (Vincent Jackson 117 yards and Louis Murphy 113 yards)

Three 100-Yard Receivers

- By BEARS – Never
By Opp. – 12/26/1982 at L.A. Rams (George Farmer 183, Preston Dennard 122 & Wendell Tyler 102)

Consecutive 100 Yards Receiving by Individual

- By BEARS – 12/18/16 vs. GB & 12/24/16 vs. WAS (C. Meredith 104 vs. GB, 135 vs. WAS)
By Opp. – 12/18/16 vs. GB, 12/24/16 vs. WAS & 1/1/17 at MIN (J. Nelson 124 vs. GB; D. Jackson 114 vs. WAS; K. Rudolph 117 at MIN)

Pass Play of 80-Plus Yards

- By BEARS – 11/15/2015 at St. Louis (Jay Cutler to Jeremy Langford, 83 yards, TD)
By Opp. – 9/10/2017 vs. Atlanta (Matt Ryan to Austin Hooper, 88 yards, TD)

Pass Play of 60-Plus Yards

- By BEARS – 10/2/2016 vs. Detroit (Brian Hoyer to Eddie Royal, 64 yards)
By Opp. – 12/18/2016 vs. Green Bay (Aaron Rodgers to Jordy Nelson, 60 yards)

Pass Play of 40-Plus Yards

- By BEARS – 11/13/2016 at Tampa Bay (Jay Cutler to Cameron Meredith, 50 yards, TD)
By Opp. – 9/28/2017 at Green Bay (Aaron Rodgers to Jordy Nelson, 58 yards)

Offensive Lineman Caught a Pass

- By BEARS – 12/1/2013 at Minnesota (Josh McCown to Kyle Long, -1 yard)
By Opp. – 11/16/2003 vs. St. Louis (Marc Bulger to Adam Timmerman, -7 yards)

Quarterback Caught a Pass

- By Bears – 1/1/2017 at Minnesota (Matt Barkley from Cameron Meredith, 2 yards, TD)
By Opp. – 12/16/2012 vs. Green Bay (Aaron Rodgers from Rodgers, -1 yard)

3-Plus Receiving Touchdowns by Team

- By BEARS – 11/27/2016 vs. Tennessee (3, M. Wilson - 1, D. Thompson - 1, D. Brown - 1)
By Opp. – 9/28/2017 at Green Bay (4, J. Nelson - 2, R. Cobb - 1, D. Adams - 1)

3-Plus Receiving Touchdowns by Individual

- By BEARS – 9/14/2014 at San Francisco (Brandon Marshall, 3)
By Opp. – 9/20/2015 vs. Arizona (Larry Fitzgerald, 3)

2-Plus Receiving Touchdowns by Individual

- By BEARS – 11/15/2015 at St. Louis (Zach Miller, 2)
By Opp. – 9/28/2017 at Green Bay (Jordy Nelson, 2)

Offensive Lineman Scored a Touchdown

- By BEARS – 12/25/2011 at Green Bay, Edwin Williams (fumble recovery in end zone)
By Opp. – 11/16/1969 at Atlanta, Mal Snider (48-yard kickoff return)


THE LAST TIME ...
DEFENSE
Held Opponent Under 150 Total Net Yards

By BEARS – 10/10/2010 at Carolina (147 total; 85 rushing & 62 passing)
 By Opp. – 9/27/2015 at Seattle (146 total; 98 rushing & 48 passing)

Held Opponent Under 100 Total Net Yards

By BEARS – 11/26/1978 vs. Tampa Bay (92 total; 99 rushing & -7 passing)
 By Opp. – 12/27/1992 at Dallas (92 total; 28 rushing & 64 passing)

Held Opponent Under 50 Net Rushing Yards

By BEARS – 10/12/2014 at Atlanta (42)
 By Opp. – 12/4/2014 vs. Dallas (35)

Held Opponent Under 25 Net Rushing Yards

By BEARS – 9/12/2010 vs. Detroit (20)
 By Opp. – 9/17/2017 at Tampa Bay (20)

Held Opponent Under 100 Net Passing Yards

By BEARS – 12/4/2016 vs. San Francisco (6)
 By Opp. – 9/27/2015 at Seattle (48)

Held Opponent Under 50 Net Passing Yards

By BEARS – 12/4/2016 vs. San Francisco (6)
 By Opp. – 9/27/2015 at Seattle (48)

Held Opponent Under 100 Gross Passing Yards

By BEARS – 12/4/2016 vs. San Francisco (39)
 By Opp. – 9/27/2015 at Seattle (63)

Held Opponent Under 50 Gross Passing Yards

By BEARS – 12/4/2016 vs. San Francisco (39)
 By Opp. – 12/3/2006 vs. Minnesota (34)

8-Plus Takeaways by Team

By BEARS – 9/2/1984 vs. Tampa Bay (8; 6 INTs, 2 FRs; CHI 34-14)
 By Opp. – 10/11/1998 at Arizona (8; 4 INTs, 4 FRs; ARZ 20-7)

7-Plus Takeaways by Team

By BEARS – 9/17/1995 at Tampa Bay (7; 4 INTs, 3 FRs; CHI 25-6)
 By Opp. – 10/11/1998 at Arizona (8; 4 INTs, 4 FRs; ARZ 20-7)

6-Plus Takeaways by Team

By BEARS – 11/13/2011 vs. Detroit (6; 4 INTs, 2 FRs; CHI 37-13)
 By Opp. – 10/24/2010 vs. Washington (6; 4 INTs, 2 FRs; WAS 17-14)

5-Plus Interceptions by Team

By BEARS – 10/01/2012 at Dallas (5; CHI 34-18)
 By Opp. – 12/24/2016 vs. Washington (5; WAS 41-21)

4-Plus Interceptions by Team

By BEARS – 10/01/2012 at Dallas (5; CHI 34-18)
 By Opp. – 12/24/2016 vs. Washington (5; WAS 41-21)

2-Plus Interceptions by Individual

By BEARS – 9/14/2014 at San Francisco (Kyle Fuller, 2)
 By Opp. – 12/24/2016 vs. Washington (Josh Norman, 2; Bashaud Breeland, 2)

2-Plus Opponent Fumble Recoveries by Individual

By BEARS – 12/27/2015 at Tampa Bay (John Timu, 2)
 By Opp. – Unknown

**THE LAST TIME ...****Intercepted Pass Returned for a Touchdown**

- By BEARS – 12/11/2016 at Detroit (Cre'Von LeBlanc, 24 yards)
- By Opp. – 9/17/2017 at Tampa Bay (Robert McClain , 47 yards)

Opponent Fumble Returned for a Touchdown

- By BEARS – 10/20/2016 at Green Bay (Leonard Floyd, recovered in end zone)
- By Opp. – 11/1/2017 at Minnesota (Everson Griffen, 20 yards)

Defensive Lineman Scored a Touchdown

- By BEARS – 11/17/2013 vs. Baltimore (David Bass, 24-yard interception return)
- By Opp. – 11/1/2017 at Minnesota (Everson Griffen, 20-yard fumble return)

Linebacker Scored a Touchdown

- By BEARS – 10/20/2016 at Green Bay (Leonard Floyd, fumble recovered in end zone)
- By Opp. – 10/11/2015 at Kansas City (Ramik Wilson, fumble recovered in end zone)

Defensive Back Scored a Touchdown

- By BEARS – 12/11/2016 at Detroit (Cre'Von LeBlanc, 24-yard INT return)
- By Opp. – 9/17/2017 at Tampa Bay (Robert McClain , 47-yard INT return)

Safety

- By Bears – 10/9/2017 vs. Minnesota (Leonard Floyd sacks Sam Bradford in end zone)
- By Opp. – 11/13/2016 at Tampa Bay (Jay Cutler fumbled forced by R. Ayers out of bounds in end zone)

8-Plus Sacks by Team

- By BEARS – 11/20/2005 vs. Carolina (8; CHI 13-3)
- By Opp. – 10/3/2010 at N.Y. Giants (10; NYG 17-3)

7-Plus Sacks by Team

- By BEARS – 11/20/2005 vs. Carolina (8; CHI 13-3)
- By Opp. – 12/15/2014 vs. New Orleans (7; NO 31-15)

3-Plus Sacks by Individual

- By BEARS – 10/9/2016 at Indianapolis (Willie Young, 3)
- By Opp. – 12/15/2014 vs. New Orleans (David Hawthorne, 3)

2-Plus Sacks by Individual

- By BEARS – 10/9/2017 vs. Minnesota (Akiem Hicks, 2.0; Leonard Floyd, 2.0)
- By Opp. – 9/10/2017 vs. Atlanta (Brooks Reed, 2)

SPECIAL TEAMS**Blocked Extra Point**

- By BEARS – 12/6/2015 vs. San Francisco (Eddie Goldman, Phil Dawson was the kicker)
- By Opp. – 10/4/2015 vs. Oakland (Denico Autry, Robbie Gould was the kicker)

Blocked Field Goal

- By BEARS – 9/24/2017 (Sherrick McManis blocks Chris Boswell's 35-yard attempt)
- By Opp. – 12/24/2016 vs. Washington (Preston Smith blocks Connor Barth's 22-yard attempt)

Blocked Field Goal for TD

- By BEARS – 10/1/1978 vs. Oakland (Mike Spivey 71-yard return; blocked by Virgil Livers)
- By Opp. – 12/23/2012 at Arizona (Justin Bethel 82-yard return; blocked by Adrian Wilson)

Blocked Punt

- By BEARS – 11/4/2012 at Tennessee (Sherrick McManis blocked Brett Kern's punt)
- By Opp. – 12/27/2015 at Tampa Bay (Jeremiah George blocked Pat O'Donnell's punt)

Blocked Punt for TD

- By BEARS – 11/4/2012 at Tennessee (Corey Wootton 5-yard return; blocked by Sherrick McManis)
- By Opp. – 9/14/1987 vs. N.Y. Giants (Tom Flynn recovered in end zone; blocked by Eric Howard)


THE LAST TIME ...
Fake Field Goal for TD

- By BEARS – 12/1/2002 at Green Bay (Brad Maynard 12-yard pass to Dustin Lyman)
 By Opp. – 9/13/2012 at Green Bay (Tim Masthay 27-yard pass to Tom Crabtree)

Fake Punt for TD

- By BEARS – 10/9/2017 vs. Minnesota (P. O'Donnell 38-yard pass to B. Cunningham)
 By Opp. –

Missed Extra Point (kick not blocked)

- By BEARS – 11/20/2016 at N.Y. Giants (Connor Barth, wide right)
 By Opp. – 9/17/2017 at Tampa bay (Nick Folk, wide left)

Missed Field Goal Returned

- By BEARS – 11/12/2006 at N.Y. Giants (Devin Hester, 108-yard TD)
 By Opp. – 11/8/2009 vs. Arizona (Antrel Rolle, 59 yards)

Muff Recovered for TD

- By BEARS – 10/19/2008 vs. Minnesota (Zackary Bowman, muffed punt recovered in end zone)
 By Opp. – Never

Punt Returned for TD

- By BEARS – 9/19/2016 vs. Philadelphia (Eddie Royal, 65 yards)
 By Opp. – 10/2/2016 vs. Detroit (A. Roberts, 85 yards)

100 or More Punt Return Yards by Individual

- By BEARS – 11/13/2011 vs. Detroit (Devin Hester, 122 yards, TD on 3 returns)
 By Opp. – 10/2/2016 vs. Detroit (A. Roberts, 100 yards, TD on 2 returns)

Kickoff Returned for TD

- By BEARS – 11/9/2014 at Green Bay (Chris Williams, 101 yards)
 By Opp. – 9/27/2015 at Seattle (Tyler Lockett, 105 yards)

150 or More Kickoff Return Yards by Individual

- By BEARS – 12/20/2015 at Minnesota (Deonte Thompson, 153 yards on 5 returns)
 By Opp. – 12/10/2010 at Minnesota (Lorenzo Booker, 187 yards on 8 returns)

Recovered Own Onside Kick

- By BEARS – 11/27/2016 vs. Tennessee (Adrian Amos recovered Connor Barth kick)
 By Opp. – 12/4/2013 at Green Bay (Jamari Lattimore recovered Mason Crosby kick)

5 Field Goals Made

- By BEARS – 10/20/1968 at Philadelphia (Mac Percival, 5 for 5)
 By Opp. – 10/9/2016 at Indianapolis (Adam Vinatieri, 5 for 5)

4 Field Goals Made

- By BEARS – 12/27/2015 at Tampa Bay (Robbie Gould, 4 of 4)
 By Opp. – 9/27/2015 at Seattle (Steven Hauschka, 4 for 4)

3 Field Goals Made

- By BEARS – 10/16/2016 vs. Jacksonville (Connor Barth, 3 for 3)
 By Opp. – 9/17/2017 at Tampa Bay (Nick Folk, 3 for 3)

FG Made of 50-or-More Yards

- By BEARS – 9/10/2017 vs. Atlanta (Connor Barth, 54 yards)
 By Opp. – 9/17/2017 at Tampa Bay (Nick Folk, 50 yards)



OFF THE FIELD STORIES

BEARS TEAMMATES SUPPORT WARRIOR GAMES



Bears players Charles Leno Jr. and Jerrell Freeman were among the celebrities who participated in a wheelchair basketball game this past offseason at the United Center. While Leno played in the wheelchair basketball game, Freeman helped coach one of the teams. The veteran linebacker enjoyed the time he spent with the wounded warriors. The Warrior Games were held June 30-July 8 in Chicago and featured about 265 wounded, ill and injured service members and veterans representing teams from the Army, Marine Corps, Navy, Air Force, Coast Guard and U.S. Special Operations Command, as well as the United Kingdom Armed Forces and the Australian Defence Force.

BEARS VOLUNTEER AT 'A SAFE PLACE' SHELTER



About 60 Bears employees—including a handful of former players—helped renovate a domestic violence shelter in Waukegan this offseason. During the volunteer visit to “A Safe Place,” the group led by Bears chairman George H. McCaskey painted walls, ripped up carpeting, installed a fence and demolished a kitchen. In addition, the Bears are making a \$75,000 donation to the shelter to help with the project. Former Bears players who participated in the volunteer visit included Jason McKie, Adrian Peterson, Garrett Wolfe and Mickey Pruitt.

BEARS HOST SPECIAL OLYMPICS ATHLETES



The Bears hosted a flag football tournament for Special Olympics Illinois athletes Saturday in the Walter Payton Center at Halas Hall. About 140 athletes and 50 coaches represented 15 teams, playing in games throughout the morning and early afternoon. The festivities featured an opening ceremony during which the athletes recited the Special Olympics oath: “Let me win. But if I cannot win, let me be brave in the attempt.” Current Bears players Sherrick McManis and Charles Leno, Jr. attended the event, as did former Bears Tom Thayer, Rashied Davis and Garrett Wolfe. The partnership between the NFL and Special Olympics leverages the football community to promote awareness, respect and inclusion of Special Olympics athletes among NFL players, clubs, supporters and partners.

LEBLANC GIVING HOMETOWN KIDS A BOOST



Bears defensive back Cre'Von LeBlanc made the most of his time off this summer, giving back to his hometown before he returned to Chicago for training camp. The second-year pro co-hosted a “Stop the Violence, Clean the City” event in Belle Glade, Fla., with Bears teammate Deonte Thompson on June 17 and conducted a free football camp in the area July 15. LeBlanc and Thompson were joined at the “Stop the Violence, Clean the City” initiative by Bears receiver Josh Bellamy and veteran NFL wideout Anquan Boldin.

SITTON HOSTS FUNDRAISER TO BENEFIT KIDS



Back home in Florida this offseason, Bears guard Josh Sitton helped raise awareness and funds for a cause that's near and dear to his heart. The 10-year NFL veteran coordinated and attended a sold-out gala in Pensacola benefitting the Studer Community Institute's efforts to improve early childhood learning for kids from birth to kindergarten. Sitton, who is a member of the Studer Community Institute's board of directors, is entering his second year with the Bears after spending his first eight NFL seasons with the Green Bay Packers.

FREEMAN SAVES LIFE OF CHOKING MAN



Jerrell Freeman was in the right place at the right time when he saved the life of a man who was choking by performing the Heimlich maneuver at the Austin airport. The Bears linebacker was returning to Chicago for training camp. When he received a text message indicating that his flight was delayed, he headed to a restaurant for lunch. A woman first tried to give the man, whose name is Marcus Ryan, the Heimlich maneuver. But she was too small to help him. That's when the 6-foot, 236-pound linebacker stepped in. Freeman was able to dislodge the brisket the man was choking on. Freeman had never performed the Heimlich maneuver on anyone, saying he learned about it in elementary school and remained aware of it because his mother is a nurse.



OFF THE FIELD STORIES

ACHO HOSTS CELEBRITY WAITER NIGHT



Chicago Bears outside linebacker, Sam Acho, and teammates hosted their second annual "Celebrity Waiter Night" on September 11 at the recently-opened River North steak hotspot by the Mastro family, Steak 48. Proceeds benefited Living Hope Christian Ministries, established in 1989, whose mission is to bring healing medicines and medical treatment to the people in Nigeria.

HICKS GIVING BACK TO CHICAGO STUDENTS



Defensive end Akiem Hicks had an excellent first season with the Bears last year. But the impact he's making in Chicago extends well beyond the playing field. Hicks, who recently signed a four-year extension with the Bears, donated over 220 backpacks to children at Perkins Bass Elementary on Sept. 5. The sixth-year veteran also announced this past offseason he will begin helping to provide three Chicago Public School seniors with four-year college scholarships through a partnership with Give Something Back, a national organization devoted to helping lower-income students attend college.

STALEY, AZUMAH BRING "BEAR HUGS TO ABILITY LAB




Members from the Chicago Bears, including Chairman George McCaskey, Staley Da Bear and former player Jerry Azumah recently spent time with pediatric patients at Ability Lab on Aug. 29. Located in downtown Chicago, Ability Lab is one of the top rehabilitation centers in the country. Staley and company were able to meet with patients, distribute "Bear Hugs", and hand out stuffed animals. The Bears and Bears Care Board of Directors also presented a generous donation to support Ability Lab's Caring for Kids Program.

GLENNON SUPPORTS CTK FOOTBALL PROGRAM



Chicago's Christ The King Gladiator football team welcomed surprise visitors, the Chicago Bears and Mike Glennon, to a team practice this past summer at Christ the King Jesuit Prep's West Side campus. Not only did Glennon throw a few passes and share words of encouragement with the team, he also generously donated new Nike cleats to all of the players -- a critical need in fielding a new team. While at CTK, Mike and the Bears extended an invitation for players and coaches to be their guests at Bears Training Camp. During the trip to Bourbonnais, the team got a chance to see up close how the pros prepare for an NFL season.

BEARS COMMISSION ARTWORK AROUND CHICAGO



The Chicago Bears are coming out of hibernation for the start of football season, and fans can find them not just on TV and Soldier Field, but on walls across Chicago. The Bears are having a handful of wall murals done to open the season, executed by local street artists. Sick Fisher (@SickFisher) is doing one on the side of the Wild Hare, 2610 N. Halsted St. Fisher called it "my version of kind of a Chicago Bears brunch" as he was putting the finishing touches on it following a week's work on the project.

HOWARD FEATURED ON COVER OF MEN'S LOOK



Chicago Bears running back Jordan Howard took on a new role this past month, while modeling in a photo shoot for Modern Luxury Men's Book Chicago magazine. Howard headlines the cover of the magazine's fall fashion issue and models several designer and business casual looks in the 10-page spread, which was shot at The Robey hotel in Wicker Park-Bucktown in June. Some of the items Howard wears in the magazine would cost the average Chicagoan a few month's rent. The reversible navy and red cashmere overcoat he wears on the cover, for example, costs \$6,225 at Burdi. The cashmere "dragon scarf" goes for \$995.



OFF THE FIELD STORIES

REAL BEARS FANS WEAR PINK



On Sept. 19, the Bears and Advocate Health Care held a pep rally event at Advocate Condell Medical Center in Libertyville to raise awareness for breast cancer and unveil the 2017 Real Bears Fans Wear Pink t-shirt design. The event brought a tailgate atmosphere to the hospital, where breast cancer survivors and fighters, Chicago Bears alumni, current Bears players and the special women in their lives, breast health navigators and surgeons, and community members joined for two hours. The 2017 Real Bears Fans Wear Pink shirts are available for \$25 each at chicagobears.com/pink. Last year's campaign raised and distributed over \$140,000 to our partners who provide critical support and services to women in the Chicago area.

BEARS SCHOOL OUTREACH



The Chicago Bears kicked off the 2017 Bears School Outreach program on Sept. 19, when kicker Connor Barth and punter Pat O'Donnell visited Jordan Community School. Through a partnership with Youth Guidance, Chicago Bears players will make weekly visits to Chicago Public Schools during the season to speak to, motivate and interact with students who are part of the Becoming a Man (B.A.M.) and Working on Womanhood (W.O.W.) programs.

SYMETRA HEROES IN THE CLASSROOM



Tarik Cohen surprised teacher Trey Thompson and his students at the Academy for Global Citizenship with a \$2,000 check. During the 2017 Bears season, 16 exceptional K-12 teachers will be honored. As part of the award, the Heroes will win two tickets to a Bears home game, be recognized at Soldier Field and receive a \$2,000 donation for their classroom. Hero selection is based on a teacher's ability to balance the core curriculum with students' individual needs, build trust among students, parents and the community and invest in their students' long-term success.



LAST TIME OUT • FINAL GAME BOOK

National Football League Game Summary

NFL Copyright © 2017 by The National Football League. All rights reserved. This summary and play-by-play is for the express purpose of assisting media in their coverage of the game; any other use of this material is prohibited without the written permission of the National Football League. Updated: 10/9/2017

Date: Monday, 10/9/2017

Minnesota Vikings at Chicago Bears

Start Time: 7:30 PM CDT

at Soldier Field, Chicago, IL

Game Day Weather

Game Weather: Partly cloudy
Played Outdoor on Turf: Grass

Temp: 70° F (21.1° C) Humidity: 69%, Wind: NE 10 mph

Officials

Referee: Boger, Jerome (23)
Line Judge: Carr, Mike (63)
Back Judge: Steratore, Tony (112)

Umpire: Hall, Richard (49)
Field Judge: Hall, Eugene (103)
Replay Official: McGrath, John (0)

Down Judge: Camp, Ed (134)
Side Judge: Coleman IV, Walt (87)

Lineups

Minnesota Vikings		Chicago Bears	
Offense	Defense	Offense	Defense
WR 19 A.Thielen	LE 99 D.Hunter	TE 86 Z.Miller	DE 96 A.Hicks
LT 71 R.Reff	DT 92 T.Johnson	TE 88 D.Sims	NT 91 E.Goldman
LG 62 N.Easton	NT 98 L.Joseph	RT 70 B.Massie	LOLB 94 L.Floyd
C 65 P.Efflein	RE 97 E.Griffin	RG 75 K.Long	ILB 52 C.Jones
RG 61 J.Berger	WLB 42 B.Gedeon	C 65 C.Whitehair	ILB 53 J.Timu
RT 74 M.Remmers	MLB 54 E.Kendricks	LG 71 J.Sitton	ROLB 92 P.McPhee
TE 82 K.Rudolph	SLB 55 A.Barr	LT 72 C.Leno	CB 20 P.Amukamara
WR 14 S.Diggs	LCB 26 T.Waynes	QB 10 M.Trubisky	S 38 A.Amos
QB 8 S.Bradford	RCB 29 X.Rhodes	RB 24 Jo.Howard	S 39 E.Jackson
WR 11 L.Treadwell	SS 34 A.Sendejo	TE 87 A.Shaheen	NB 37 B.Callahan
RB 25 L.Murray	FS 22 H.Smith	WR 14 D.Thompson	CB 23 K.Fuller

Substitutions

K 2 K.Forbath, P 4 R.Quigley, QB 7 C.Keenum, WR 17 J.Wright, WR 18 M.Floyd, CB 20 M.Alexander, RB 21 J.McKinnon, CB 23 T.Newman, CB 24 T.Brock, RB 30 C.Ham, CB 35 M.Sherels, LB 40 K.Brothers, S 41 A.Harris, LS 47 K.McDermott, LB 50 E.Wilson, LB 59 E.Lamur, T 75 J.Siries, T 76 A.Collins, TE 81 B.Bell, TE 89 D.Morgan, DE 91 S.Weatherly, NT 93 S.Stephen, DT 94 J.Johnson, DE 96 B.Robison

K 4 C.Barth, WR 12 M.Wheaton, WR 13 K.Wright, WR 15 J.Bellamy, P 16 P.O'Donnell, WR 18 T.McBride, DB 22 C.LeBlanc, DB 26 D.Bush, DB 27 S.McManis, RB 29 T.Cohen, RB 30 B.Cunningham, DB 36 D.Houston-Carson, FB 46 M.Burton, OLB 47 I.Irving, LS 49 A.DePaola, LB 58 J.Anderson, OL 76 T.Compton, OL 79 B.Sowell, TE 85 D.Brown, DL 90 J.Bullard, LB 93 S.Acho, DL 95 R.Robertson-Harris, DL 98 M.Unrein

Did Not Play

QB 8 M.Glennon

Did Not Play

QB 6 M.Sanchez, DB 31 M.Cooper, RB 33 T.Mizzell, LB 44 N.Kwiatkoski, OL 55 H.Grasu, DL 73 J.Jenkins, LB 97 W.Young

Not Active

QB 1 K.Storster, WR 12 R.Adams, WR 13 S.Coley, S 27 J.Kearse, G 63 D.Isidora, T 69 R.Hill, DE 90 T.Bower

Not Active

Field Goals (made) & missed)

K.Forbath (26) (26)

		1	2	3	4	OT	Total
VISITOR:	Minnesota Vikings	0	3	14	3	0	20
HOME:	Chicago Bears	2	0	7	8	0	17

Scoring Plays

Team	Qtr	Time	Play Description (Extra Point) (Drive Info)	Visitor	Home
Bears	1	1:31	S.Bradford sacked in end zone by L.Floyd for a Safety	0	2
Vikings	2	1:02	K.Forbath 26 yd. Field Goal (4-5, 1:26)	3	2
Vikings	3	8:16	K.Rudolph 13 yd. pass from C.Keenum (K.Forbath kick) (13-75, 6:44)	10	2
Bears	3	5:23	B.Cunningham 38 yd. pass from P.O'Donnell (C.Barth kick) (7-75, 2:53)	10	9
Vikings	3	3:31	J.McKinnon 58 yd. run (K.Forbath kick) (5-82, 1:52)	17	9
Bears	4	12:24	Z.Miller 20 yd. pass from M.Trubisky (M.Trubisky run) (11-79, 6:07)	17	17
Vikings	4	0:12	K.Forbath 26 yd. Field Goal (6-20, 2:08)	20	17

Paid Attendance: 61,834

Time: 3:10



LAST TIME OUT • FINAL GAME BOOK

Final Individual Statistics

Minnesota Vikings						Chicago Bears					
RUSHING	ATT	YDS	AVG	LG	TD	RUSHING	ATT	YDS	AVG	LG	TD
J.McKinnon	16	95	5.9	58	1	Jo.Howard	19	76	4.0	13	0
L.Murray	12	31	2.6	8	0	M.Trubisky	3	22	7.3	13	0
C.Keenum	1	22	22.0	22	0	T.Cohen	6	13	2.2	7	0
A.Thielen	1	11	11.0	11	0	B.Cunningham	1	4	4.0	4	0
C.Ham	1	0	0.0	0	0						
Total	31	159	5.1	58	1	Total	29	115	4.0	13	0

PASSING	ATT	CMP	YDS	SK/YD	TD	LG	IN	RT	PASSING	ATT	CMP	YDS	SK/YD	TD	LG	IN	RT
C.Keenum	21	17	140	0/0	1	19	0	110.3	M.Trubisky	25	12	128	1/7	1	20	1	60.1
S.Bradford	11	5	36	4/35	0	14	0	53.6	P.O'Donnell	1	1	38	0/0	1	38	0	158.3
Total	32	22	176	4/35	1	19	0	92.7	Total	26	13	166	1/7	2	38	1	80.0

PASS RECEIVING	TAR	REC	YDS	AVG	LG	TD	PASS RECEIVING	TAR	REC	YDS	AVG	LG	TD
J.McKinnon	6	6	51	8.5	11	0	K.Wright	5	4	46	11.5	13	0
K.Rudolph	9	6	45	7.5	13	1	Z.Miller	7	3	39	13.0	20	1
A.Thielen	8	5	34	6.8	14	0	B.Cunningham	4	2	43	21.5	38	1
L.Murray	2	2	12	6.0	9	0	T.McBride	1	1	18	18.0	18	0
M.Floyd	1	1	19	19.0	19	0	D.Sims	4	1	17	17.0	17	0
C.Ham	2	1	11	11.0	11	0	M.Wheaton	4	1	9	9.0	9	0
S.Diggs	4	1	4	4.0	4	0	T.Cohen	1	1	-6	-6.0	-3	0
Total	32	22	176	8.0	19	1	Total	26	13	166	12.8	38	2

INTERCEPTIONS	NO	YDS	AVG	LG	TD	INTERCEPTIONS	NO	YDS	AVG	LG	TD
H.Smith	1	-6	-6.0	-6	0						
Total	1	-6	-6.0	-6	0	Total	0	0	0	0	0

PUNTING	NO	YDS	AVG	NET	TB	IN20	LG	PUNTING	NO	YDS	AVG	NET	TB	IN20	LG
R.Quigley	6	258	43.0	38.8	0	2	54	P.O'Donnell	7	307	43.9	32.3	2	2	59
Total	6	258	43.0	38.8	0	2	54	Total	7	307	43.9	32.3	2	2	59

PUNT RETURNS	NO	YDS	AVG	FC	LG	TD	PUNT RETURNS	NO	YDS	AVG	FC	LG	TD
M.Sherels	3	41	13.7	0	21	0	T.Cohen	4	25	6.3	1	14	0
[OUT OF BOUNDS]	2	0	0.0	0	0	0	E.Jackson	0	0	0.0	1	0	0
[TOUCHBACK]	2	0	0.0	0	0	0							
Total	3	41	13.7	0	21	0	Total	4	25	6.3	2	14	0

KICKOFF RETURNS	NO	YDS	AVG	FC	LG	TD	KICKOFF RETURNS	NO	YDS	AVG	FC	LG	TD
J.McKinnon	2	51	25.5	0	29	0	D.Thompson	3	43	14.3	0	17	0
[TOUCHBACK]	1	0	0.0	0	0	0	T.Cohen	1	14	14.0	0	14	0
							[TOUCHBACK]	2	0	0.0	0	0	0
Total	2	51	25.5	0	29	0	Total	4	57	14.3	0	17	0

Minnesota Vikings

FUMBLES	FUM	LOST	OWN-REC	YDS	TD	FORCED	OPP-REC	YDS	TD	OUT-BDS
J.McKinnon	1	0	0	0	0	0	0	0	0	1
E.Griffen	0	0	0	0	0	1	0	0	0	0
L.Joseph	0	0	0	0	0	0	1	0	0	0
Total	1	0	0	0	0	1	1	0	0	1

Chicago Bears

FUMBLES	FUM	LOST	OWN-REC	YDS	TD	FORCED	OPP-REC	YDS	TD	OUT-BDS
M.Trubisky	1	1	0	0	0	0	0	0	0	0
D.Houston-Carson	0	0	0	0	0	1	0	0	0	0
Total	1	1	0	0	0	1	0	0	0	0



LAST TIME OUT • FINAL GAME BOOK

Final Team Statistics

	Visitor Vikings	Home Bears
TOTAL FIRST DOWNS	17	16
By Rushing	5	5
By Passing	10	7
By Penalty	2	4
THIRD DOWN EFFICIENCY	6-15-40%	3-12-25%
FOURTH DOWN EFFICIENCY	0-0-0%	1-1-100%
TOTAL NET YARDS	300	274
Total Offensive Plays (inc. times thrown passing)	67	56
Average gain per offensive play	4.5	4.9
NET YARDS RUSHING	159	115
Total Rushing Plays	31	29
Average gain per rushing play	5.1	4.0
Tackles for a loss-number and yards	3-6	3-9
NET YARDS PASSING	141	159
Times thrown - yards lost attempting to pass	4-35	1-7
Gross yards passing	176	166
PASS ATTEMPTS-COMPLETIONS-HAD INTERCEPTED	32-22-0	26-13-1
Avg gain per pass play (inc.# thrown passing)	3.9	5.9
KICKOFFS Number-In End Zone-Touchbacks	6-2-2	3-3-1
PUNTS Number and Average	6-43.0	7-43.9
Had Blocked	0	0
FGs - PATs Had Blocked	0-0	0-0
Net Punting Average	38.8	32.3
TOTAL RETURN YARDAGE (Not Including Kickoffs)	35	25
No. and Yards Punt Returns	3-41	4-25
No. and Yards Kickoff Returns	2-51	4-57
No. and Yards Interception Returns	1-6	0-0
PENALTIES Number and Yards	9-69	8-55
FUMBLES Number and Lost	1-0	1-1
TOUCHDOWNS	2	2
Rushing	1	0
Passing	1	2
EXTRA POINTS Made-Attempts	2-2	2-2
Kicking Made-Attempts	2-2	1-1
Rushing Made-Attempts	0-0	1-1
FIELD GOALS Made-Attempts	2-2	0-0
RED ZONE EFFICIENCY	1-3-33%	0-0-0%
GOAL TO GO EFFICIENCY	0-0-0%	0-0-0%
SAFETIES	0	1
FINAL SCORE	20	17
TIME OF POSSESSION	31:24	28:36



LAST TIME OUT - FINAL GAME BOOK

Ball Possession And Drive Chart

Minnesota Vikings

Table with 12 columns: #, Time Recd, Time Lost, Time Poss, How Ball Obtained, Drive Began, # Play, Yds Gain, Yds Pen, Net Yds, 1st Down, Last Scrm, How Given Up. Rows 1-12 showing drive details for Minnesota Vikings.

(371) Average MIN 31

Chicago Bears

Table with 12 columns: #, Time Recd, Time Lost, Time Poss, How Ball Obtained, Drive Began, # Play, Yds Gain, Yds Pen, Net Yds, 1st Down, Last Scrm, How Given Up. Rows 1-12 showing drive details for Chicago Bears.

(319) Average CHI 27

* inside opponent's 20

Time of Possession by Quarter

Table with 6 columns: Visitor, Home, 1st, 2nd, 3rd, 4th, OT, Total. Shows possession times for Minnesota Vikings and Chicago Bears.

Kickoff Drive No.-Start Average

Vikings: 3 - MIN 23 Bears: 6 - CHI 27

Final Defensive Statistics

Table with 13 columns: Minnesota Vikings, Regular Defensive Plays, Special Teams, Misc. Sub-headers: TKL, AST, COMB, SK / YDS, TFL, QH, IN, PD, FF, FR.

TKL = Tackle AST = Assist COMB = Combined QH=QB Hit IN = Interception PD = Pass Defense FF = Forced Fumble FR = Fumble Recovery

Table with 13 columns: Chicago Bears, Regular Defensive Plays, Special Teams, Misc. Sub-headers: TKL, AST, COMB, SK / YDS, TFL, QH, IN, PD, FF, FR.



LAST TIME OUT • FINAL GAME BOOK

First Half Summary

	PERIOD SCORES		TIME OF POSSESSION
Vikings	0 3 = 3	Vikings	12:49
Bears	2 0 = 2	Bears	17:11

Scoring Plays

Team	Qtr	Time	Play Description (Extra Point) (Drive Info)	Visitor	Home
Bears	1	1:31	S.Bradford sacked in end zone by L.Floyd for a Safety	0	2
Vikings	2	1:02	K.Forbath 26 yd. Field Goal (4-5, 1:26)	3	2

	Minnesota Vikings	Chicago Bears
TOTAL FIRST DOWNS	4	6
First Downs Rushing-Passing-by Penalty	0 - 4 - 0	1 - 4 - 1
THIRD DOWN EFFICIENCY	3-9-33%	2-9-22%
TOTAL NET YARDS	55	121
Total Offensive Plays	29	33
NET YARDS RUSHING	33	39
NET YARDS PASSING	22	82
Gross Yards Passing	57	89
Times thrown-yards lost attempting to pass	4-35	1-7
Pass Attempts-Completions-Had Intercepted	14 - 8 - 0	17 - 9 - 0
Punts-Number and Average	4 - 45	6 - 41.3
Penalties-Number and Yards	3 - 25	6 - 45
Fumbles-Number and Lost	0 - 0	1 - 1
Red Zone Efficiency	0-1-0%	0-0-0%
Average Drive Start	MIN 31	CHI 31

Minnesota Vikings											Chicago Bears										
RUSHING											RUSHING										
	ATT	YDS	AVG	LG	TD		ATT	YDS	AVG	LG	TD		ATT	YDS	AVG	LG	TD				
L.Murray	6	25	4.2	8	0	Jo.Howard	9	28	3.1	11	0										
J.McKinnon	4	8	2.0	3	0	M.Trubisky	2	9	4.5	6	0										
C.Ham	1	0	0.0	0	0	B.Cunningham	1	4	4.0	4	0										
						T.Cohen	3	-2	-0.7	2	0										
Total	11	33	3.0	8	0	Total	15	39	2.6	11	0										
PASSING											PASSING										
	ATT	CMP	YDS	SK/YD	TD	LG	IN	RT		ATT	CMP	YDS	SK/YD	TD	LG	IN	RT				
S.Bradford	11	5	36	4/35	0	14	0	53.6	M.Trubisky	17	9	89	1/7	0	18	0	68.0				
C.Keenum	3	3	21	0/0	0	11	0	95.8													
Total	14	8	57	4/35	0	14	0	66.7	Total	17	9	89	1/7	0	18	0	68.0				
PASS RECEIVING											PASS RECEIVING										
	TAR	REC	YDS	AVG	LG	TD		TAR	REC	YDS	AVG	LG	TD		TAR	REC	YDS	AVG	LG	TD	
J.McKinnon	4	4	33	8.3	11	0	K.Wright	4	3	33	11.0	13	0								
A.Thielen	5	3	20	6.7	14	0	Z.Miller	4	2	19	9.5	10	0								
S.Diggs	4	1	4	4.0	4	0	T.McBride	1	1	18	18.0	18	0								
K.Rudolph	1	0	0	0.0	0	0	D.Sims	4	1	17	17.0	17	0								
							B.Cunningham	2	1	5	5.0	5	0								
							T.Cohen	1	1	-3	-3.0	-3	0								
							M.Wheaton	1	0	0	0.0	0	0								
Total	14	8	57	7.1	14	0	Total	17	9	89	9.9	18	0								

Minnesota Vikings	Regular Defensive Plays											Special Teams				Misc					
	TKL	AST	COMB	SK	/ YDS	TFL	Q	IN	PD	FF	FR	TKL	AST	FF	FR	BL	TKL	AST	FF	FR	
T.Waynes	4	0	4	0	0	0	0	0	0	0	0	0	0	0	0	0	0	0	0	0	0
E.Kendricks	3	1	4	0	0	0	0	0	1	0	0	0	0	0	0	0	0	0	0	0	0
A.Barr	3	0	3	0	0	1	0	0	0	0	0	0	0	0	0	0	0	0	0	0	0
H.Smith	3	0	3	0	0	1	1	0	0	0	0	0	0	0	0	0	0	0	0	0	0
Total	13	1	14	0	0	2	1	0	1	0	0	0	0	0	0	0	0	0	0	0	0

Chicago Bears	Regular Defensive Plays											Special Teams				Misc					
	TKL	AST	COMB	SK	/ YDS	TFL	QH	IN	PD	FF	FR	TKL	AST	FF	FR	BL	TKL	AST	FF	FR	
A.Amos	5	0	5	0	0	0	0	0	0	0	0	0	0	0	0	0	0	0	0	0	0
C.Jones	3	1	4	0	0	0	1	0	1	0	0	0	0	0	0	0	0	0	0	0	0
P.Amukamara	3	0	3	0	0	0	0	0	0	0	0	0	0	0	0	0	0	0	0	0	0
J.Timu	3	0	3	0	0	1	0	0	0	0	0	0	1	0	0	0	0	0	0	0	0
Total	14	1	15	0	0	1	1	0	1	0	0	0	1	0	0	0	0	0	0	0	0



LAST TIME OUT • FINAL GAME BOOK

Minnesota Vikings vs Chicago Bears at Soldier Field

First Quarter

10/9/2017

Play By Play

MIN wins the coin toss and elects to defer. CHI elects to Receive, and MIN elects to defend the north goal.

K.Forbath kicks 65 yards from MIN 35 to end zone, Touchback.

Chicago Bears at 15:00

- 1-10-CHI 25 (15:00) Jo.Howard left tackle to CHI 26 for 1 yard (T.Johnson).
- 2-9-CHI 26 (14:23) Jo.Howard right end to CHI 29 for 3 yards (T.Johnson).
- 3-6-CHI 29 (14:04) (No Huddle) M.Trubisky pass short right to K.Wright pushed ob at CHI 41 for 12 yards (T.Waynes). P1
- 1-10-CHI 41 (13:32) (Shotgun) M.Trubisky pass short middle to K.Wright to MIN 46 for 13 yards (T.Waynes). P2
- 1-10-MIN 46 (12:53) Jo.Howard left end to MIN 35 for 11 yards (L.Joseph). R3
- 1-10-MIN 35 (12:14) (Shotgun) M.Trubisky pass incomplete short right to D.Sims.
- 2-10-MIN 35 (12:09) T.Cohen left tackle to MIN 35 for no gain (T.Newman).
- 3-10-MIN 35 (11:32) (Shotgun) M.Trubisky pass deep right to T.McBride ran ob at MIN 9 for 26 yards.
- PENALTY on CHI-C.Whitehair, Offensive Holding, 10 yards, enforced at MIN 35 - No Play.*
- 3-20-MIN 45 (11:05) (Shotgun) M.Trubisky pass short left to B.Cunningham to MIN 40 for 5 yards (E.Kendricks).
- 4-15-MIN 40 (10:22) (Punt formation) P.O'Donnell punts 28 yards to MIN 12, Center-A.DePaola, out of bounds.

Timeout at 10:13.

Minnesota Vikings at 10:13

- 1-10-MIN 12 (10:13) (Shotgun) S.Bradford pass incomplete short right to S.Diggs.
- 2-10-MIN 12 (10:10) L.Murray right guard to MIN 20 for 8 yards (E.Jackson; C.Jones).
- 3-2-MIN 20 (9:30) (Shotgun) S.Bradford pass incomplete short right to A.Thielen (B.Callahan) [A.Hicks].
- 4-2-MIN 20 (9:24) (Punt formation) R.Quigley punts 40 yards to CHI 40, Center-K.McDermott. T.Cohen to MIN 46 for 14 yards (A.Harris; E.Wilson).

Timeout at 09:13.

Chicago Bears at 9:13

- 1-10-MIN 46 (9:13) Jo.Howard right tackle to MIN 45 for 1 yard (T.Waynes).
- 2-9-MIN 45 (8:38) (Shotgun) M.Trubisky pass short right to T.Cohen to MIN 48 for -3 yards (H.Smith).
- 3-12-MIN 48 (7:58) (Shotgun) M.Trubisky pass short right to Z.Miller to MIN 38 for 10 yards (A.Barr).
- Timeout #1 by CHI at 07:09.
- 4-2-MIN 38 (7:09) (Shotgun) *PENALTY on CHI-M.Trubisky, Delay of Game, 5 yards, enforced at MIN 38 - No Play.*
- 4-7-MIN 43 (7:09) (Punt formation) P.O'Donnell punts 27 yards to MIN 16, Center-A.DePaola, out of bounds.

Timeout at 07:01.

Minnesota Vikings at 7:01

- 1-10-MIN 16 (7:01) (Shotgun) C.Ham right guard to MIN 16 for no gain (C.Jones).
- 2-10-MIN 16 (6:20) (Shotgun) L.Murray right tackle to MIN 20 for 4 yards (C.Jones).
- 3-6-MIN 20 (5:36) (Shotgun) S.Bradford pass incomplete short left to S.Diggs.
- 4-6-MIN 20 (5:31) (Punt formation) R.Quigley punts 44 yards to CHI 36, Center-K.McDermott, fair catch by T.Cohen.

Timeout at 05:23.

Chicago Bears at 5:23

- 1-10-CHI 36 (5:23) Jo.Howard left end to CHI 41 for 5 yards (E.Kendricks; X.Rhodes).
- 2-5-CHI 41 (4:48) M.Trubisky pass deep right to T.McBride to MIN 41 for 18 yards (A.Sendejo). P4
- 1-10-MIN 41 (4:07) T.Cohen right end to MIN 39 for 2 yards (T.Waynes).
- 2-8-MIN 39 (3:23) T.Cohen right end to MIN 43 for -4 yards (A.Barr).
- 3-12-MIN 43 (2:42) (Shotgun) M.Trubisky pass incomplete short right to Z.Miller (D.Hunter) [H.Smith].
- 4-12-MIN 43 (2:36) (Punt formation) P.O'Donnell punts 43 yards to end zone, Center-A.DePaola, Touchback.
- PENALTY on MIN-T.Brock, Offensive Holding, 10 yards, enforced at MIN 20.*

Minnesota Vikings at 2:27

- 1-10-MIN 10 (2:27) (Shotgun) S.Bradford pass short right to A.Thielen to MIN 5 for -5 yards (J.Timu).
- 2-15-MIN 5 (1:44) (Shotgun) S.Bradford pass incomplete deep left to A.Thielen.
- 3-15-MIN 5 (1:38) (Shotgun) **S.Bradford sacked in End Zone for -5 yards, SAFETY (L.Floyd).**

MIN 0 CHI 2, Safety, 13:29 elapsed

R.Quigley kicks 51 yards from MIN 20 to CHI 29. T.Cohen to CHI 43 for 14 yards (M.Sherels).

Chicago Bears at 1:31, (1st play from scrimmage 1:23)

- 1-10-CHI 43 (1:23) (Shotgun) M.Trubisky pass short middle to Z.Miller to MIN 48 for 9 yards (A.Barr).
- 2-1-MIN 48 (c:45) Jo.Howard left tackle to 50 for -2 yards (D.Hunter).

END OF QUARTER

	Score	Time	First Downs					Efficiencies	
			Poss	R	P	X	T	3 Down	4 Down
Minnesota Vikings	0	3:34	0	0	0	0	0/3	0/0	
Chicago Bears	2	11:26	1	3	0	4	1/4	0/0	



LAST TIME OUT • FINAL GAME BOOK

Second Quarter

10/9/2017

Play By Play

Chicago Bears continued.

3-30 (15:00) (Shotgun) M.Trubisky pass short right to K.Wright pushed ob at MIN 42 for 8 yards (T.Newman). P5
1:10-MIN 42 (14:30) Jo.Howard left end for 42 yards. TOUCHDOWN NULLIFIED by Penalty.
PENALTY on CHI-M.Wheaton, Offensive Holding, 10 yards, enforced at MIN 39.
 1-17-MIN 49 (14:20) (Shotgun) M.Trubisky pass incomplete deep right to T.McBride.
PENALTY on CHI-T.McBride, Offensive Pass Interference, 10 yards, enforced at MIN 49 - No Play.
 1-27-CHI 41 (14:11) (Shotgun) M.Trubisky pass short right to D.Sims to MIN 42 for 17 yards (E.Kendricks).
 2-10-MIN 42 (13:30) (Shotgun) *PENALTY on CHI-C.Leno, False Start, 5 yards, enforced at MIN 42 - No Play.*
 2-15-MIN 47 (13:13) (Shotgun) M.Trubisky pass incomplete deep right to D.Sims.
 3-15-MIN 47 (13:08) (Shotgun) M.Trubisky pass incomplete deep right to Z.Miller.
 4-15-MIN 47 (13:00) (Punt formation) P.O'Donnell punts 47 yards to end zone, Center-A.DePaola, Touchback.
 Timeout at 12:52.

Minnesota Vikings at 12:52

1-10-MIN 20 (12:52) L.Murray right end to MIN 24 for 4 yards (J.Timu).
 2-6-MIN 24 (12:15) (Shotgun) S.Bradford pass incomplete deep middle to S.Diggs (K.Fuller).
 3-6-MIN 24 (12:09) (Shotgun) S.Bradford pass short middle to A.Thielen to MIN 35 for 11 yards (K.Fuller). P1
1:10-MIN 35 (11:30) (Shotgun) L.Murray left guard to MIN 38 for 3 yards (A.Amos).
 2-7-MIN 38 (10:52) (Shotgun) S.Bradford pass incomplete short right to K.Rudolph (C.Jones).
 3-7-MIN 38 (10:47) (Shotgun) S.Bradford sacked at MIN 31 for -7 yards (A.Hicks).
 4-14-MIN 31 (10:10) (Punt formation) R.Quigley punts 54 yards to CHI 15, Center-K.McDermott, T.Cohen to CHI 22 for 7 yards (C.Ham).
 Timeout at 09:57.

Chicago Bears at 9:57

1-10-CHI 22 (9:57) Jo.Howard right guard to CHI 24 for 2 yards (H.Smith).
 2-8-CHI 24 (9:25) *PENALTY on CHI-B.Massie, False Start, 5 yards, enforced at CHI 24 - No Play.*
 2-13-CHI 19 (9:00) (Shotgun) M.Trubisky pass incomplete short right to K.Wright.
 3-13-CHI 19 (8:56) (Shotgun) M.Trubisky scrambles right guard to CHI 25 for 6 yards (B.Robison). X6
PENALTY on MIN-E.Kendricks, Illegal Contact, 5 yards, enforced at CHI 25.
1:10-CHI 30 (8:36) Jo.Howard left end pushed ob at CHI 34 for 4 yards (E.Kendricks).
 2-6-CHI 34 (7:58) M.Trubisky scrambles right end pushed ob at CHI 37 for 3 yards (D.Hunter).
 Timeout at 07:29.
 3-3-CHI 37 (7:20) (Shotgun) M.Trubisky pass incomplete short left to D.Sims (E.Kendricks).
 4-3-CHI 37 (7:16) (Punt formation) P.O'Donnell punts 52 yards to MIN 11, Center-A.DePaola, M.Sherels to MIN 25 for 14 yards (S.Acho; M.Burton).
 Timeout at 07:03.

Minnesota Vikings at 7:03

1-10-MIN 25 (7:03) L.Murray right tackle to MIN 28 for 3 yards (M.Uncin).
 2-7-MIN 28 (6:24) (No Huddle, Shotgun) J.McKinnon left tackle to MIN 31 for 3 yards (J.Timu).
 3-4-MIN 31 (6:01) (No Huddle, Shotgun) S.Bradford pass short left to J.McKinnon to MIN 37 for 6 yards (A.Amos). P2
1:10-MIN 37 (5:37) (No Huddle, Shotgun) J.McKinnon left guard to MIN 38 for 1 yard (C.Jones).
 2-9-MIN 38 (5:18) (No Huddle) S.Bradford pass short middle to A.Thielen to CHI 48 for 14 yards (P.Amukamara) [C.Jones]. P3
1:10-CHI 48 (4:51) (Shotgun) J.McKinnon left tackle pushed ob at CHI 45 for 3 yards (P.Amukamara).
 2-7-CHI 45 (4:16) J.McKinnon right tackle to CHI 44 for 1 yard (S.Acho).
 3-6-CHI 44 (3:33) (Shotgun) S.Bradford sacked at MIN 41 for -15 yards (L.Floyd).
 4-21-MIN 41 (2:50) (Punt formation) R.Quigley punts 42 yards to CHI 17, Center-K.McDermott, T.Cohen pushed ob at CHI 20 for 3 yards (M.Sherels).

Chicago Bears at 2:34

1-10-CHI 20 (2:34) (Shotgun) M.Trubisky sacked at CHI 13 for -7 yards (E.Griffen). FUMBLES (E.Griffen), RECOVERED by MIN-L.Joseph at CHI 13. L.Joseph to CHI 13 for no gain (C.Leno).

Minnesota Vikings at 2:28

1-10-CHI 13 (2:28) L.Murray right guard to CHI 10 for 3 yards (P.Amukamara).

Two-Minute Warning

2-7-CHI 10 (2:00) (Shotgun) S.Bradford sacked at CHI 18 for -8 yards (A.Hicks).
 3-15-CHI 18 (1:17) (Shotgun) S.Bradford pass short left to J.McKinnon to CHI 8 for 10 yards (A.Amos).
 Timeout #2 by CHI at 01:07.
 4-5-CHI 8 (1:06) (Field Goal formation) K.Forbath 26 yard field goal is GOOD, Center-K.McDermott, Holder-R.Quigley.

MIN 3 CHI 2, 4 plays, 5 yards, 1:26 drive, 13:58 elapsed

K.Forbath kicks 58 yards from MIN 35 to CHI 7. D.Thompson to CHI 20 for 13 yards (K.Brothers).

Chicago Bears at 1:02, (1st play from scrimmage 0:55)

1-10-CHI 20 (:55) (Shotgun) M.Trubisky pass incomplete short middle to B.Cunningham.
 2-10-CHI 20 (:50) (Shotgun) M.Trubisky pass incomplete short right to M.Wheaton. CHI-M.Wheaton was injured during the play. His return is Questionable.
 3-10-CHI 20 (:47) (Shotgun) B.Cunningham right tackle to CHI 24 for 4 yards (H.Smith).
 Timeout #1 by MIN at 00:39.
 4-6-CHI 24 (:38) (Punt formation) P.O'Donnell punts 51 yards to MIN 25, Center-A.DePaola. M.Sherels to MIN 46 for 21 yards (J.Timu; S.Acho).

Minnesota Vikings at 0:25

1-10-MIN 46 (:25) #7 C. Keenum in at QB (Shotgun) C.Keenum pass short right to S.Diggs to 50 for 4 yards (K.Fuller).
 Timeout #2 by MIN at 00:20.
 2-6-50 (:20) (Shotgun) C.Keenum pass incomplete short right to K.Rudolph.
PENALTY on MIN-M.Remmers, Offensive Holding, 10 yards, enforced at 50 - No Play.
 2-16-MIN 40 (:15) (Shotgun) C.Keenum pass short right to J.McKinnon to CHI 49 for 11 yards (A.Amos).
 Timeout #3 by MIN at 00:08.
 Timeout #3 by CHI at 00:08.
 3-5-CHI 49 (:08) (Shotgun) C.Keenum pass short middle to J.McKinnon to CHI 43 for 6 yards (A.Amos). P4

END OF QUARTER

	Score	Time	First Downs					Efficiencies		
		Poss	R	P	X	T	3 Down	4 Down		
Minnesota Vikings	3	9:15	0	4	0	4	3/6	0/0		
Chicago Bears	2	5:45	0	1	1	2	1/5	0/0		



LAST TIME OUT • FINAL GAME BOOK

Play By Play

Third Quarter

10/9/2017

MIN elects to Receive, and CHI elects to defend the South goal.

C.Barth kicks 69 yards from CHI 35 to MIN -4. J.McKinnon to MIN 25 for 29 yards (J.Anderson).

Minnesota Vikings at 15:00, (1st play from scrimmage 14:54)

- 1-10-MIN 25 (14:54) C.Keenum pass short right to K.Rudolph to MIN 32 for 7 yards (K.Fuller).
- 2-3-MIN 32 (14:18) L.Murray left guard to MIN 34 for 2 yards (E.Goldman).
- 3-1-MIN 34 (13:33) L.Murray left guard to MIN 36 for 2 yards (A.Hicks). R5
- 1-10-MIN 36 (12:54) (Shotgun) C.Keenum pass short left to L.Murray pushed ob at MIN 39 for 3 yards (S.Acho).
- 2-7-MIN 39 (12:23) C.Keenum pass short left to J.McKinnon to MIN 47 for 8 yards (J.Timu; C.Jones). P6
- 1-10-MIN 47 (11:39) C.Keenum pass incomplete short middle to A.Thielen [S.Acho].
- 2-10-MIN 47 (11:35) (Shotgun) C.Keenum pass short left to K.Rudolph pushed ob at CHI 47 for 6 yards (C.Jones).
- 3-4-CHI 47 (11:10) (Shotgun) C.Keenum pass short right to A.Thielen to CHI 38 for 9 yards (B.Callahan) [P.McPhee]. P7
- 1-10-CHI 38 (10:43) (No Huddle, Shotgun) J.McKinnon right guard to CHI 38 for no gain (J.Bullard).
- 2-10-CHI 38 (9:57) A.Thielen right end to CHI 27 for 11 yards (L.Floyd). R8
- 1-10-CHI 27 (9:09) (Shotgun) C.Keenum pass short left to C.Ham to CHI 16 for 11 yards (C.Jones). P9
- 1-10-CHI 16 (8:39) L.Murray right end to CHI 13 for 3 yards (A.Amos). CHI-J.Timu was injured during the play.

Timeout at 08:24.

- 2-7-CHI 13 **(8:24) (Shotgun) C.Keenum pass short right to K.Rudolph for 13 yards, TOUCHDOWN.** P10
- K.Forbath extra point is GOOD, Center-K.McDermott, Holder-R.Quigley.

Timeout at 08:16.

MIN 10 CHI 2, 13 plays, 75 yards, 6:44 drive, 6:44 elapsed

K.Forbath kicks 65 yards from MIN 35 to end zone, Touchback.

Chicago Bears at 8:16

- 1-10-CHI 25 (8:16) Jo.Howard left guard to CHI 32 for 7 yards (T.Johnson).
- 2-3-CHI 32 (7:44) Jo.Howard right end to CHI 45 for 13 yards (L.Joseph). R7
- 1-10-CHI 45 (7:04) (Shotgun) M.Trubisky pass short middle to K.Wright to MIN 42 for 13 yards (A.Sendejo). P8
- 1-10-MIN 42 (6:29) Jo.Howard left end to MIN 38 for 4 yards (A.Barr).
- 2-6-MIN 38 (5:45) M.Trubisky pass short right to M.Wheaton pushed ob at MIN 25 for 13 yards (T.Waynes). Minnesota challenged the pass completion ruling, and the play was REVERSED. M.Trubisky pass incomplete short right to M.Wheaton.
- 3-6-MIN 38 (5:38) (Shotgun) M.Trubisky pass incomplete short left to B.Cunningham (A.Barr) [D.Hunter].
- 4-6-MIN 38 **(5:33) (Punt formation) P.O'Donnell pass short middle to B.Cunningham for 38 yards, TOUCHDOWN.** P9
- C.Barth extra point is GOOD, Center-A.DePaola, Holder-P.O'Donnell.

Timeout at 05:23.

MIN 10 CHI 9, 7 plays, 75 yards, 2:53 drive, 9:37 elapsed

C.Barth kicks 69 yards from CHI 35 to MIN -4. J.McKinnon to MIN 22 for 26 yards (D.Houston-Carson). FUMBLES (D.Houston-Carson), ball out of bounds at MIN 18.

Minnesota Vikings at 5:23, (1st play from scrimmage 5:15)

- 1-10-MIN 18 (5:15) (Shotgun) C.Keenum pass short right to L.Murray to MIN 30 for 12 yards (C.Jones; E.Jackson). P11
- PENALTY on MIN-M.Floyd, Offensive Holding, 10 yards, enforced at MIN 27. Penalty on MIN-R.Reiff, Illegal Block Above the Waist, declined.*
- 1-11-MIN 17 (4:46) L.Murray right tackle to MIN 18 for 1 yard (J.Anderson).
- 2-10-MIN 18 (4:09) (Shotgun) C.Keenum pass deep right to M.Floyd ran ob at MIN 37 for 19 yards.
- 1-10-MIN 37 (3:59) (No Huddle) J.McKinnon right guard to MIN 42 for 5 yards (C.Jones; J.Anderson).
- 2-5-MIN 42 **(3:42) J.McKinnon right end for 58 yards, TOUCHDOWN.** R12
- K.Forbath extra point is GOOD, Center-K.McDermott, Holder-R.Quigley.

Timeout at 03:31.

MIN 17 CHI 9, 5 plays, 82 yards, 1:52 drive, 11:29 elapsed

K.Forbath kicks 61 yards from MIN 35 to CHI 4. D.Thompson to CHI 21 for 17 yards (S.Weatherly).

Chicago Bears at 3:31, (1st play from scrimmage 3:26)

- 1-10-CHI 21 (3:26) (Shotgun) Jo.Howard left guard to CHI 27 for 6 yards (L.Joseph).
- 2-4-CHI 27 (2:49) (Shotgun) M.Trubisky pass incomplete deep right. X10
- PENALTY on MIN-L.Joseph, Illegal Use of Hands, 4 yards, enforced at CHI 27 - No Play.*
- 1-10-CHI 31 (2:41) Jo.Howard left end pushed ob at CHI 40 for 9 yards (B.Gedeon).
- 2-1-CHI 40 (2:25) (No Huddle) Jo.Howard right guard to CHI 41 for 1 yard (A.Sendejo). CHI-K.Long was injured during the play. His return is Probable. R11
- 1-10-CHI 41 (1:57) Jo.Howard left end to CHI 38 for -3 yards (E.Griffen).
- 2-13-CHI 38 (1:10) (Shotgun) M.Trubisky pass incomplete short right to Z.Miller (H.Smith).
- 3-13-CHI 38 (1:02) (Shotgun) M.Trubisky scrambles right end pushed ob at MIN 49 for 13 yards (A.Sendejo). R12
- PENALTY on MIN-T.Waynes, Defensive Holding, 5 yards, enforced at MIN 49.*
- 1-10-MIN 44 (:36) T.Cohen right tackle to MIN 40 for 4 yards (E.Kendricks). X13

END OF QUARTER

	Score	Time Poss	First Downs					Efficiencies	
			R	P	X	T	3 Down	4 Down	
Minnesota Vikings	17	8:36	3	5	0	8	2/2	0/0	
Chicago Bears	9	6:24	3	2	2	7	1/2	1/1	



LAST TIME OUT - FINAL GAME BOOK

Play By Play

Fourth Quarter

10/9/2017

Chicago Bears continued.

- 2-6-MIN 40 (15:00) Jo.Howard left end to MIN 36 for 4 yards (L.Joseph).
 - 3-2-MIN 36 (14:13) (Shotgun) T.Cohen left end to MIN 36 for no gain (M.Alexander).
PENALTY on MIN-E.Griffen, Defensive Offside, 5 yards, enforced at MIN 36 - No Play. X14
 - 1-10-MIN 31 (13:49) T.Cohen right guard to MIN 27 for 4 yards (L.Joseph).
 - 2-6-MIN 27 (13:11) T.Cohen right end to MIN 20 for 7 yards (A.Sendejo). R15
 - 1-10-MIN 20 (12:33) M.Trubisky pass deep right to Z.Miller for 20 yards, TOUCHDOWN. P16
- TWO-POINT CONVERSION ATTEMPT. M.Trubisky rushes right end. ATTEMPT SUCCEEDS. #10 M. Trubisky handed off to #24 J. Howard who handed off to #86 Z. Miller who lateraled to #10 M. Trubisky

Timeout at 12:24.

MIN 17 CHI 17, 11 plays, 79 yards, 3 penalties, 6:07 drive, 2:36 elapsed

C.Barth kicks 65 yards from CHI 35 to end zone, Touchback.

Minnesota Vikings at 12:24

- 1-10-MIN 25 (12:24) L.Murray right tackle to MIN 24 for -1 yards (L.Floyd).
- 2-11-MIN 24 (11:49) (Shotgun) C.Keenum pass incomplete short right to K.Rudolph (E.Jackson).
- 3-11-MIN 24 (11:45) (Shotgun) C.Keenum scrambles left end to MIN 46 for 22 yards (E.Jackson). R13
- 1-10-MIN 46 (11:21) (No Huddle) J.McKinnon right end to CHI 40 for 14 yards (P.Amukamara).
PENALTY on MIN-S.Diggs, Offensive Holding, 10 yards, enforced at MIN 47.
- Timeout #1 by MIN at 10:46.
- Timeout #1 by CHI at 10:46.
- 1-19-MIN 37 (10:46) (Shotgun) L.Murray right guard to MIN 36 for -1 yards (L.Floyd).
- 2-20-MIN 36 (10:05) (Shotgun) C.Keenum pass incomplete short right to C.Ham.
- 3-20-MIN 36 (10:01) (Shotgun) C.Keenum pass short left to K.Rudolph pushed ob at MIN 42 for 6 yards (B.Callahan).
- 4-14-MIN 42 (9:33) (Punt formation) R.Quigley punts 44 yards to CHI 14, Center-K.McDermott. T.Cohen to CHI 15 for 1 yard (K.Brothers). CHI-T.Cohen was injured during the play.

Timeout at 09:21.

Chicago Bears at 9:21

- 1-10-CHI 15 (9:21) Jo.Howard right guard to CHI 18 for 3 yards (L.Joseph).
- 2-7-CHI 18 (8:40) T.Cohen left end to CHI 18 for no gain (J.Johnson).
Penalty on MIN-J.Johnson, Face Mask (15 Yards), offsetting, enforced at CHI 18 - No Play.
- 2-7-CHI 18 (8:17) Jo.Howard right end to CHI 22 for 4 yards (T.Waynes).
- 3-3-CHI 22 (7:36) (Shotgun) M.Trubisky pass incomplete short right to M.Wheaton (T.Waynes).
- 4-3-CHI 22 (7:32) (Punt formation) P.O'Donnell punts 59 yards to MIN 19, Center-A.DePaola. M.Sherels to MIN 33 for 14 yards (B.Cunningham).
PENALTY on MIN-T.Brock, Illegal Block Above the Waist, 10 yards, enforced at MIN 25.

Timeout at 07:20.

Minnesota Vikings at 7:20

- 1-10-MIN 15 (7:20) C.Keenum pass short right to K.Rudolph to MIN 22 for 7 yards (L.Floyd).
- 2-3-MIN 22 (6:41) J.McKinnon left tackle to MIN 31 for 9 yards (E.Jackson). R14
- 1-10-MIN 31 (6:02) (Shotgun) J.McKinnon left guard to MIN 38 for 7 yards (A.Amos).
- 2-3-MIN 38 (5:42) (No Huddle) J.McKinnon left end to MIN 40 for 2 yards (E.Jackson).
PENALTY on CHI-E.Goldman, Defensive 12 On-field, 5 yards, enforced at MIN 38 - No Play. X15
- 1-10-MIN 43 (5:22) (Shotgun) C.Keenum pass short middle to A.Thielen to MIN 48 for 5 yards (B.Callahan). MIN-N.Easton was injured during the play.

Timeout at 05:00.

- 2-5-MIN 48 (4:44) (Shotgun) C.Keenum pass short right to K.Rudolph to CHI 46 for 6 yards (A.Amos). P16
- 1-10-CHI 46 (4:10) (Shotgun) J.McKinnon right guard to CHI 46 for no gain (M.Unrein).
- 2-10-CHI 46 (3:26) J.McKinnon left tackle to CHI 44 for 2 yards (M.Unrein).
- 3-8-CHI 44 (2:44) (Shotgun) C.Keenum pass incomplete short middle to K.Rudolph [P.McPhee].
- 4-8-CHI 44 (2:40) (Punt formation) R.Quigley punts 34 yards to CHI 10, Center-K.McDermott, fair catch by E.Jackson.

Chicago Bears at 2:32

- 1-10-CHI 10 (2:32) (Shotgun) M.Trubisky pass short right intended for Z.Miller INTERCEPTED by H.Smith at CHI 22. H.Smith to CHI 28 for -6 yards (K.Wright).

Minnesota Vikings at 2:20

- 1-10-CHI 28 (2:20) J.McKinnon right guard to CHI 32 for -4 yards (A.Hicks).
- Timeout #2 by CHI at 02:16.
- 2-14-CHI 32 (2:16) (Shotgun) C.Keenum pass short right to J.McKinnon to CHI 22 for 10 yards (K.Fuller) [L.Floyd].

Two-Minute Warning

- 3-4-CHI 22 (2:00) (Shotgun) C.Keenum sacked at CHI 23 for -1 yards (L.Floyd).
PENALTY on CHI-L.Floyd, Defensive Holding, 5 yards, enforced at CHI 22 - No Play. X17
- 1-10-CHI 17 (1:53) J.McKinnon left guard to CHI 14 for 3 yards (P.McPhee).
- 2-7-CHI 14 (1:09) J.McKinnon left tackle to CHI 9 for 5 yards (E.Goldman).
Timeout #3 by CHI at 01:03.
- 3-2-CHI 9 (1:03) J.McKinnon left tackle to CHI 8 for 1 yard (J.Anderson).
Timeout #2 by MIN at 00:16.
- 4-1-CHI 8 (1:16) (Field Goal formation) K.Forbath 26 yard field goal is GOOD, Center-K.McDermott, Holder-R.Quigley.

MIN 20 CHI 17, 6 plays, 20 yards, 1 penalty, 2:08 drive, 14:48 elapsed

K.Forbath kicks 50 yards from MIN 35 to CHI 15. D.Thompson to CHI 28 for 13 yards (K.Brothers).

Chicago Bears at 0:12, (1st play from scrimmage 0:07)

- 1-10-CHI 28 (0:07) (Shotgun) M.Trubisky pass short right to M.Wheaton to CHI 37 for 9 yards. Lateral to T.Cohen to CHI 34 for -3 yards (T.Waynes).

END OF QUARTER

	Score	Time Poss	First Downs					Efficiencies	
			R	P	X	T	3 Down	4 Down	
Minnesota Vikings	20	9:59	2	1	2	5	1/4	0/0	
Chicago Bears	17	5:01	1	1	1	3	0/1	0/0	



LAST TIME OUT - FINAL GAME BOOK

Miscellaneous Statistics Report

Minnesota Vikings vs Chicago Bears
10/9/2017 at Soldier Field

Ten Longest Plays for Minnesota Vikings

Table with 4 columns: Yards, Qtr, Play Start, Play Description. Lists top 10 longest plays for the Minnesota Vikings.

Ten Longest Plays for Chicago Bears

Table with 4 columns: Yards, Qtr, Play Start, Play Description. Lists top 10 longest plays for the Chicago Bears.

Touchdown Scoring Information

Table with 4 columns: Visitor, Home, Offense, Defense, Special Teams. Shows touchdown counts for Minnesota Vikings and Chicago Bears.

Player Scoring Information

Table with 15 columns: Club, Player, TD, Rush TD, Rec TD, KO TD, Int TD, Fum TD, Misc TD, FG, XP, 2Pt Rush, 2Pt Rec, Sfty, Points. Lists player statistics for touchdowns.

Possession Detail

Table with 7 columns: Visitor, Home, Visitor, Home, Visitor, Home. Shows possession statistics for the first half and the game.



2017 GAME RECAPS



Week 1
Falcons 23, Bears 17
 Soldier Field (61,857)
 Sunday, Sept. 10, 2017

ATLANTA	3	7	3	10	23
CHICAGO	0	10	0	7	17

FIRST QUARTER

Falcons 7:56 Bryant 48 yd. Field Goal

SECOND QUARTER

Bears 14:55 Barth 54 yd. Field Goal
 Falcons 4:29 Freeman 5 yd. run (Bryant kick)
 Bears 0:14 Howard 4 yd. run (Barth kick)

THIRD QUARTER

Falcons 2:10 Bryant 28 yd. Field Goal

FOURTH QUARTER

Falcons 11:55 Hooper 88 yd. pass from Ryan
 (Bryant kick)
 Bears 7:26 Cohen 19 yd. pass from Glennon
 (Barth kick)
 Falcons 3:24 Bryant 37 yd. Field Goal

	FALCONS	BEARS
First Downs.....	18	20
3rd Down	5-11	5-13
Total Net Yards	372	301
Off Plays	55	63
Avg Gain	6.8	4.8
Rushing Net.....	64	125
Passing Net	308	176
Penalties (Yds).....	8 (73)	4 (40)
Turnovers.....	0	0
Punts (Avg).....	3 (59.3)	5 (48.8)
TDs	2	2
FGs.....	3-3	1-1
TO Remain	1	0
Time of Poss.....	30:34	29:26

PASSING LEADERS**FALCONS** – Ryan 21-30-0, 321 yds, 1 TD.**BEARS** – Glennon 26-40-0, 213 yds, 1 TD.**RUSHING LEADERS****FALCONS** – Freeman 12-37, 1 TD; Coleman 8-16.**BEARS** – Cohen 5-66; Howard 13-52, 1 TD; Burton 1-7.**RECEIVING LEADERS****FALCONS** – Hooper 2-128, 1 TD; Jones 4-66; Sanu 6-47; Coleman 4-42; Gabriel 3-36.**BEARS** – Cohen 8-47, 1 TD; Miller 4-39; Wright 3-34; Sims 2-31; Bellamy 3-27; Howard 3-14; White 2-6; Thompson 1-15.

The Bears came tantalizingly close to pulling off a dramatic upset of the defending NFC champion Falcons in the season opener at Soldier Field.

But four failed attempts by the Chicago offense to score the go-ahead touchdown from the 5-yard line in the final seconds enabled Atlanta to escape with a 23-17 win.

After three straight incompletions, quarterback Mike Glennon was sacked from behind by defensive end Brooks Reed with :03 remaining. Glennon had completed 7 of 11 passes for 54 yards on the drive to reach the 5 with :21 left, including a 14-yard strike to Joshua Bellamy on 4th and 3 from the Falcons' 42.

Rookie running back Tarik Cohen had a breakout performance in his NFL debut, rushing for 66 yards on five carries and catching eight passes for 47 yards. The fourth-round draft pick had a nifty 46-yard run, a 19-yard touchdown catch and a 17-yard punt return.

The Falcons led 3-0 before the Bears tied it 3-3 on Connor Barth's 54-yard field goal on the first play of the second quarter. The 10-play, 41-yard drive was sustained by Glennon's 15-yard pass to Deonte Thompson on third-and-eight.

Devonta Freeman's 5-yard TD dash around left end gave the Falcons a 10-3 lead with 4:29 left in the second quarter. The 11-play, 83-yard drive was highlighted by Matt Ryan completions of 18 and 25 yards to Julio Jones and 18 yards to Taylor Gabriel. The Atlanta quarterback completed 21 of 30 passes for 321 yards with one TD.

The Bears answered, tying the score 10-10 on Jordan Howard's 5-yard TD run. Lining up in the Wildcat formation, Cohen took the shotgun snap and handed off to Howard, who dashed around right end and picked up a block from Glennon, who was lined up wide on the play.

All seven plays on the 75-yard drive were runs, with the longest a 46-yard scamper by Cohen, who took a handoff to his left, reversed field and burst between two defenders.

The Falcons scored the game's next 10 points to take a 20-10 lead. Matt Bryant's 28-yard field goal made it 13-10 late in the third quarter. The Bears seemingly had forced Atlanta to punt following a third-down incompletion. But a roughing-the-passer penalty on Hicks sustained the drive.

The Falcons then widened the margin to 20-10 on Ryan's 88-yard touchdown pass to Austin Hooper. The Bears defense lined up late on the play and left the tight end uncovered down the middle of the field.

The Bears answered on their next drive as Glennon completed 7 of 9 passes for 70 yards, including a 19-yard TD to Cohen, to cut the deficit to 20-17 with 7:26 left in the fourth quarter. But the Falcons increased their lead to 23-17 on Bryant's 37-yard field goal with 3:24 to play and then held off the Bears on their final possession to secure the victory.



2017 GAME RECAPS



Week 2
Buccaneers 29, Bears 7
Raymond James Stadium (56,640)
Sunday, Sept. 17, 2017

Table with 5 columns: Team, Q1, Q2, Q3, Q4. Rows: CHICAGO, TAMPA BAY.

FIRST QUARTER

Bucs 8:58 Folk 42 yd. Field Goal
Bucs 0:10 Evans 13 yd. pass from Winston (Folk kick)

SECOND QUARTER

Bucs 7:30 Rodgers 1 yd. run (Folk kick)
Bucs 4:09 McClain 47 yd. INT return (kick failed),
Bucs 0:00 Folk 50 yd. Field Goal

FOURTH QUARTER

Bucs 12:26 Folk 23 yd. Field Goal
Bears 1:43 Thompson 14 yd. pass from Glennon (Barth kick)

Statistical comparison table between BEARS and BUCS for various metrics like First Downs, Total Net Yards, etc.

PASSING LEADERS

BEARS - Glennon 31-45-2, 301 yds, 1 TD.
BUCS - Winston 18-30-0, 204 yds, 1 TD.

RUSHING LEADERS

BEARS - Cohen 7-13; Howard 9-7.
BUCS - Rodgers 19-67, 1 TD; Barber 10-47.

RECEIVING LEADERS

BEARS - Wright 7-69; Thompson 4-57, 1 TD; Cohen 8-55; Bellamy 4-51; Miller 6-42; Gentry 2-27.
BUCS - Evans 7-93, 1 TD; Jackson 3-39; Brate 2-24; Humphries 2-18; Howard 1-17.

After not committing any turnovers in last week's season opener against the Falcons, the Bears coughed up the ball four straight times to begin Sunday's game, enabling the Buccaneers to race to a 23-0 second-quarter lead en route to a 29-7 victory at Raymond James Stadium.

Quarterback Mike Glennon accounted for three of the four turnovers with two interceptions—one of which was returned for a touchdown—and a fumble. His stats were decent; he completed 31 of 45 passes for 301 yards with a 76.2 passer rating.

After Nick Folk's 42-yard field gave the Buccaneers a 3-0 lead midway through the opening period, Glennon completed his first six pass attempts for 53 yards. But his seventh throw over the middle intended for tight end Dion Sims was intercepted by linebacker Kwon Alexander, who returned it 22 yards to the Tampa Bay 38.

It appeared that the Buccaneers would go three-and-out when Akiem Hicks stopped running back Charles Sims for no gain on third-and-one. But Tarik Cohen tried to field a bouncing punt while surrounded by two defenders, resulting in a fumble that was recovered by Buccaneers.

On the next play, receiver Mike Evans caught a 13-yard touchdown pass from Jameis Winston on a fade in the right corner of the end zone, beating Marcus Cooper Sr. to give Tampa Bay a 10-0 lead with :10 left in the first quarter.

The Bears then committed their third straight turnover when Glennon fumbled while being sacked by defensive end Noah Spence. The ball popped into the air and was caught by linebacker Lavonte David at the Bears' 35.

The Buccaneers converted the turnover into Jacquizz Rodgers' 1-yard TD run, widening the margin to 17-0 with 7:30 remaining in the half.

Things then went from bad to worse as Glennon's pass intended for Joshua Bellamy along the sideline was intercepted by cornerback Robert McClain and returned 47 yards for a touchdown. Folk missed the extra point, but Tampa Bay led 23-0.

Folk made amends, however, drilling a 50-yard field goal as time expired in the first half to increase the Buccaneers' lead to 26-0. Folk added a 23-yarder early in the fourth quarter to make it 29-0.

The Bears failed to advance into the red zone through the game's first three quarters, but they did so on all three of their possessions in the final period. They turned the ball over on downs twice before Glennon hit Deonte Thompson with a 14-yard touchdown pass in the back left corner of the end zone with 1:43 left in the game.



2017 GAME RECAPS



Week 3
Bears 23, Steelers 17
 Soldier Field (62,172)
 Sunday, Sept. 24, 2017

PITTSBURGH	0	7	7	3	0	17
CHICAGO	7	10	0	0	6	23

FIRST QUARTER

Bears 9:09 Howard 3 yd. run (Barth kick)

SECOND QUARTER

Steelers 5:42 Brown 7 yd. pass from Roethlisberger (Boswell kick)

Bears 0:43 Shaheen 2 yd. pass from Glennon (Barth kick)

Bears 0:00 Barth 24 yd. Field Goal

THIRD QUARTER

Steelers 6:43 Bell 1 yd. run (Boswell kick)

FOURTH QUARTER

Steelers 8:03 Boswell 32 yd. Field Goal

OVERTIME

Bears 8:27 Howard 19 yd. run

	BEARS	STEELERS
First Downs.....	18	19
3rd Down	4-12	4-11
Total Net Yards	304	282
Off Plays	62	59
Avg Gain	4.9	4.8
Rushing Net.....	220	70
Passing Net	84	212
Penalties (Yds).....	10 (73)	6 (40)
Turnovers	2	2
Punts (Avg).....	6 (44.5)	5 (40.6)
TDs	2	3
FGs.....	1-2	1-2
TO Remain.....	2	1
Time of Poss.....	33:59	27:34

PASSING LEADERS

BEARS - Glennon 15-22-1, 101 yds, 1 TD.

STEELERS - Roethlisberger 22-39, 235 yds, 1 TD.

RUSHING LEADERS

BEARS - Howard 23-138, 2 TD; Cohen 12-78.

STEELERS - Bell 15-61, 1 TD.

RECEIVING LEADERS

BEARS - Howard 5-26; Cohen 4-24; Cunningham 3-23.

STEELERS - Brown 10-110, 1 TD; Smith-Schuster 2-39.

Fueled by a dominant running game and a stingy defense Sunday at Soldier Field, the Bears improved to 1-2 with a stunning 23-17 overtime victory over the Pittsburgh Steelers.

Pro Bowl running back Jordan Howard rushed for 138 yards and two touchdowns on 23 carries, including a game-winning 19-yard TD run with 8:27 remaining in overtime.

Howard's touchdown capped the Bears' first possession of overtime and came two plays after Tarik Cohen had apparently ended the game with a dazzling 73-yard TD run. But after a replay review it was determined that the rookie had stepped out of bounds at the Pittsburgh 37.

With Cohen adding 78 yards on 12 carries, the Bears rushed for 220 yards.

Backed by an opportunistic defense, the Bears led 17-7 at halftime. But the offense committed two turnovers deep in Chicago territory and the Steelers converted the miscues into 10 points, trying the score 17-17 midway through the fourth quarter.

After Pittsburgh recovered a Howard fumble at the Bears' 16, Le'Veon Bell's 1-yard TD run cut the deficit to 17-14 midway through the third quarter. Mike Glennon's pass intended for Zach Miller was then intercepted by safety J.J. Wilcox at the Chicago 21, leading to Chris Boswell's game-tying field goal with 8:03 to play in regulation.

The Bears defense held Bell to 61 yards on 15 rushes and limited Ben Roethlisberger--who completed 22 of 39 passes for 235 yards--to an 82.7 passer rating.

After mustering only one takeaway in their first two games, the Bears generated two in the first quarter Sunday. First, McManis recovered a muffed punt by the Steelers' Eli Rogers at the Pittsburgh 29. That led to Howard's 3-yard touchdown run, which gave the Bears a 7-0 lead.

The defense then generated a second takeaway when Bryce Callahan sacked Roethlisberger on a blitz, forcing a fumble that Akiem Hicks recovered at the 50. But the Bears failed to capitalize on the turnover as Barth missed a 47-yard field goal attempt.

The Steelers tied the game 7-7 on Roethlisberger's 7-yard touchdown pass to Antonio Bryant with 5:42 left in the first half.

Glennon's 2-yard touchdown pass to Adam Shaheen gave the Bears a 14-7 lead with :43 left in the first half. Howard rushed for 36 yards on four carries and Cohen had a 26-yard run on the nine-play, 75-yard drive. The TD was Shaheen's first NFL catch.

Operating a run-oriented attack, Glennon completed 15 of 22 passes for 101 yards with one touchdown, one interception and a 74.2 passer rating.

**2017 GAME RECAPS**

Week 4
Packers 35, Bears 14
 Lambeau Field (78,362)
 Thursday, Sept. 28, 2017

CHICAGO	0	7	0	7	14
GREEN BAY	14	7	7	7	35

FIRST QUARTER

- Packers 9:49 Adams 5 yd. pass from Rodgers (Crosby kick)
 Packers 8:56 Cobb 2 yd. pass from Rodgers (Crosby kick)

SECOND QUARTER

- Packers 4:48 Jones 2 yd. run (Crosby kick)
 Bears 0:08 Wright 5 yd. pass from Glennon (Barth kick)

THIRD QUARTER

- Packers 4:09 Nelson 4 yd. pass from Rodgers (Crosby kick)

FOURTH QUARTER

- Packers 14:54 Nelson 8 yd. pass from Rodgers (Crosby kick)
 Bears 6:01 Howard 3 yd. run (Barth kick)

	BEARS	PACKERS
First Downs.....	20	17
3rd Down	5-12	7-14
Total Net Yards	308	260
Off Plays	64	53
Avg Gain	4.8	4.9
Rushing Net.....	103	91
Passing Net	205	169
Penalties (Yds).....	8 (62)	7 (55)
Turnovers	4	0
Punts (Avg).....	3 (49.0)	5 (47.6)
TDs	2	5
FGs.....	0-1	0-0
TO Remain.....	3	0
Time of Poss.....	31:51	28:09

PASSING LEADERS

- BEARS** - Glennon 21-33-2, 218 yds, 1 TD.
PACKERS - Rodgers 18-26-0, 179 yds, 4 TD.

RUSHING LEADERS

- BEARS** - Howard 18-53, 1 TD; Cunningham 5-26; Cohen 6-24.
PACKERS - Jones 13-49, 1 TD; Montgomery 5-28; Williams 4-11.

RECEIVING LEADERS

- BEARS** - Wright 4-51, 1 TD; Miller 2-45; Thompson 5-44; Bellamy 3-36; Cohen 4-24; Howard 2-10.
PACKERS - Nelson 4-75, 2 TD; Cobb 4-44, 1 TD; Bennett 6-39; Adams 2-13, 1 TD.

The Bears fell to the Green Bay Packers, 35-14, at Lambeau Field. The Bears offense committed three turnovers in the first half. The Packers converted the miscues into 14 points in jumping to a 21-0 lead.

While Packers quarterback Aaron Rodgers threw four touchdown passes, Bears counterpart Mike Glennon tossed two interceptions and lost two fumbles, though one came on a miscommunication with center Cody Whitehair on a shotgun snap that wasn't entirely Glennon's fault.

Rodgers led the Packers to touchdowns on all five of their red-zone possessions Thursday night. The two-time NFL MVP has now won 13 of the last 14 games he's started and finished against the Bears and has thrown 21 TD passes and just one interception in his last nine contests versus Chicago.

After Rodgers capped the game's opening possession with a 5-yard touchdown pass to Davante Adams, the Bears turned the ball over on their first play from scrimmage. Glennon fumbled when he was sacked by Clay Matthews and Jake Ryan recovered at the Bears' 3.

Three plays later, Rodgers threw his second touchdown pass in a :53 span, a 2-yarder to Randall Cobb that gave the Packers a commanding 14-0 lead with 8:56 left in the first quarter.

The second Bears turnover came when Whitehair surprised Glennon with a shotgun snap and the ball caromed off the quarterback, resulting in a fumble that linebacker Blake Martinez recovered at the Chicago 24.

Later in the half, Glennon's pass over the middle intended for Markus Wheaton was intercepted by Ha-Ha Clinton Dix. Rodgers completed a 58-yard pass to receiver Jordy Nelson, setting up Aaron Jones' 2-yard TD run, giving the Packers a 21-0 lead with 4:48 left in the half.

The Bears responded as Glennon completed 6 of 7 passes for 72 yards, including a 5-yard touchdown to Kendall Wright, cutting the deficit to 21-7 with :08 remaining in the half.

But the Bears couldn't get any closer. After Deonte Thompson dropped a third-down pass early in the third quarter, Connor Barth missed a 47-yard field goal attempt wide right.

The Packers made it 28-7 on Rodgers' 4-yard touchdown pass to Nelson late in the third quarter.

Glennon committed his fourth turnover of the game late in the third quarter when his pass intended for Thompson was intercepted by safety Kentrell Brice.

The Packers converted the turnover as Rodgers tossed his fourth touchdown pass of the night, an 8-yarder to Nelson, making it 35-7 early in the fourth quarter.

Jordan Howard's 3-yard TD run made the score 35-14 with 6:01 remaining in the fourth quarter.



2017 GAME RECAPS



Week 5
Vikings 20, Bears 17
 Soldier Field (61,834)
 Monday, Oct. 9, 2017

MINNESOTA	0	3	14	3	0	20
CHICAGO	2	0	7	8	0	17

FIRST QUARTER

Bears 1:31 Bradford sacked in end zone by Floyd for a Safety

SECOND QUARTER

Vikings 1:02 Forbath 26 yd. Field Goal

THIRD QUARTER

Vikings 8:16 Rudolph 13 yd. pass from Keenum (Forbath kick)

Bears 5:23 Cunningham 38 yd. pass from O'Donnell (Barth kick) (7-75, 2:53)

Vikings 3:31 McKinnon 58 yd. run (Forbath kick)

FOURTH QUARTER

Bears 12:24 Miller 20 yd. pass from Trubisky (Trubisky run)

Vikings 0:12 Forbath 26 yd. Field Goal

	BEARS	STEELERS
First Downs.....	17	16
3rd Down	6-15	3-12
Total Net Yards	300	274
Off Plays	67	56
Avg Gain	4.5	4.9
Rushing Net.....	159	115
Passing Net	141	159
Penalties (Yds).....	9 (69)	8 (55)
Turnovers.....	0	2
Punts (Avg).....	6 (43.0)	7 (43.9)
TDs	2	2
FGs.....	2-2	0-0
TO Remain.....	1	0
Time of Poss.....	31:24	28:36

PASSING LEADERS

VIKINGS - Keenum 17-21, 140 yds, 1 TD; Bradford 5-11, 36 yds.

BEARS - Trubisky 12-25, 128 yds, 1 TD, 1 INT; O'Donnell 1-1, 38 yds, 1 TD.

RUSHING LEADERS

VIKINGS - McKinnon 16-95, 1 TD; Murray 12-31; Keenum 1-22; Thielen 1-11.

BEARS - Howard 19-76; Trubisky 3-22; Cohen 6-13.

RECEIVING LEADERS

VIKINGS - McKinnon 6-51; Rudolph 6-45, 1 TD; Thielen 5-34; Murray 2-12; Floyd 1-19; Ham 1-11; Diggs 1-4.

BEARS - Wright 4-46; Miller 3-39, 1 TD; Cunningham 2-43, 1 TD; McBride 1-18; Sims 1-17; Wheaton 1-9.

Mitchell Trubisky provided the spark the Bears were anticipating in his first NFL start, extending plays with his athleticism and throwing accurately on the run. But the second overall pick in the draft also experienced the ups and downs that are common for rookie quarterbacks in a 20-17 loss to the Minnesota Vikings at Soldier Field.

Trubisky valiantly rallied the Bears from a 17-9 deficit early in the fourth quarter, forging a 17-17 tie with a 20-yard touchdown pass to tight end Zach Miller coupled with a two-point conversion run.

But then when the Bears took over at their own 10 with 2:32 to play, Trubisky's pass intended for Miller was intercepted by safety Harrison Smith at the Chicago 28. The pick set up Kai Forbath's game-winning 26-yard field goal with :12 remaining.

The Bears offense committed six penalties in the game's first 20 minutes, including a holding infraction on receiver Markus Wheaton that nullified Jordan Howard's 42-yard touchdown run.

The Bears' seven first-half possessions resulted in six punts and a turnover. On the six drives that ended with punts, the offense faced situations of third-and-20, third-and-12, third-and-12, third-and-15, third-and-13 and third-and-20.

The Bears defense allowed just 55 yards and four first downs in the first half. The unit also generated the first points of the game as Leonard Floyd sacked Sam Bradford in the end zone for a safety, giving the Bears a 2-0 lead late in the first quarter.

The only points the defense allowed in the first half came on Forbath's 26-yard field goal late in the second period—after the Vikings had taken over at the Bears' 13 following a blindside strip/sack of Trubisky by defensive end Everson Griffen.

The Vikings replaced an ineffective Bradford with Case Keenum late in the second quarter and the move paid dividends. Keenum opened the second half by engineering a 13-play, 76-yard drive he capped with a 13-yard touchdown pass to Kyle Rudolph, giving Minnesota a 10-2 lead.

The Bears reached into their bag of tricks, turning a fake punt into a 38-yard touchdown pass from punter Pat O'Donnell to Benny Cunningham. On fourth-and-six, O'Donnell tossed a short pass over the middle to Cunningham, who eluded one tackler and spun away from another to draw the Bears to within 10-9 with 5:23 left in the third quarter.

The Vikings answered less than two minutes later, however, widening the margin to 17-9 on Jerick McKinnon's 58-yard touchdown run against a depleted Bears defense that had lost yet another inside linebacker on the previous possession when John Timu exited with a knee injury.

That set the stage for Trubisky, who rolled to his right and threw into the end zone to Miller, who caught the ball for a touchdown after it had deflected off the hands of safety Andrew Senjeko.



CHICAGO BEARS GAME RELEASE

TEAM/OFFENSIVE STATISTICS

Chicago Bears / Week 5 / Through Monday, October 9, 2017 / Regular Season

Won 1, Lost 4

9/10/2017	L	17-23	Atlanta Falcons
9/17/2017	L	7-29	at Tampa Bay Buccaneers
9/24/2017	W	23-17	Pittsburgh Steelers
9/28/2017	L	14-35	at Green Bay Packers
10/9/2017	L	17-20	Minnesota Vikings

Total First Downs	Chicago	Opponent						
Rushing	93	93						
Passing	32	26						
Penalty	49	55						
3rd Down: Made/Att	24/63	30/66						
3rd Down Pct.	38.1%	45.5%						
4th Down: Made/Att	4/7	1/1						
4th Down Pct.	57.1%	100.0%						
Possession Avg.	29:59	30:01						
Total Net Yards	1499	1525						
Avg. Per Game	299.8	305.0						
Total Plays	307	301						
Avg. Per Play	4.9	5.1						
Net Yards Rushing	585	501						
Avg. Per Game	117.0	100.2						
Total Rushes	132	129						
Net Yards Passing	914	1024						
Avg. Per Game	182.8	204.8						
Sacked/Yards Lost	9/85	13/91						
Gross Yards	999	1115						
Attempts/Completions	166/106	159/102						
Completion Pct.	63.9%	64.2%						
Had Intercepted	6	0						
Punts/Average	24/47.2	22/46.5						
Net Punting Avg.	39.6	41.6						
Penalties/Yards	38/289	34/271						
Fumbles/Ball Lost	12/6	4/3						
Touchdowns	10	14						
Rushing	4	5						
Passing	6	8						
Returns	0	1						
Score By Periods	Q1	Q2	Q3	Q4	OT	Pts		
Team	9	27	7	29	6	78		
Opponents	27	40	31	26	0	124		
Scoring	TD	Ru	Pa	Rt	PAT	FG	2Pt	Pts
J.Howard	4	4	0	0	0/0	0/0	0	24
C.Barth	0	0	0	0	8/8	2/4	0	14
Z.Miller	1	0	1	0	0/0	0/0	0	6
D.Thompson	1	0	1	0	0/0	0/0	0	6
K.Wright	1	0	1	0	0/0	0/0	0	6
B.Cunningham	1	0	1	0	0/0	0/0	0	6
T.Cohen	1	0	1	0	0/0	0/0	0	6
A.Shaheen	1	0	1	0	0/0	0/0	0	6
M.Trubisky	0	0	0	0	0/0	0/0	1	2
L.Floyd	0	0	0	0	0/0	0/0	0	2
Team	10	4	6	0	8/8	2/4	1	78
Opponents	14	5	8	1	13/14	9/10	0	124

2-Pt. Conversions: Team 1/1, Opponents: 0/0
 Sacks: A.Hicks 4.0, L.Floyd 3.0, W.Young 2.0, P.McPhee 2.0, B.Callahan 1.0, E.Goldman 1.0 **Team: 13.0, Opponents: 9.0**

Rushing	No.	Yds	Avg	Long	TD
J.Howard	82	328	4.0	19t	4
T.Cohen	36	194	5.4	46	0
B.Cunningham	6	30	5.0	12	0
M.Trubisky	3	22	7.3	13	0
M.Burton	1	7	7.0	7	0
M.Glennon	4	4	1.0	2	0
Team	132	585	4.4	46	4
Opponents	129	501	3.9	58t	5

Receiving	No.	Yds	Avg	Long	TD
T.Cohen	25	144	5.8	19t	1
K.Wright	18	200	11.1	22	1
Z.Miller	16	182	11.4	29	1
D.Thompson	11	125	11.4	20	1
J.Bellamy	10	114	11.4	17	0
J.Howard	10	50	5.0	10	0
B.Cunningham	5	66	13.2	38t	1
D.Sims	4	56	14.0	22	0
T.Gentry	2	27	13.5	15	0
K.White	2	6	3.0	6	0
T.McBride	1	18	18.0	18	0
M.Wheaton	1	9	9.0	9	0
A.Shaheen	1	2	2.0	2t	1
M.Burton	0	0	0	0	0
Team	106	999	9.4	38t	6
Opponents	102	1115	10.9	88t	8

Interceptions	No.	Yds	Avg	Long	TD
Opponents	6	77	12.8	47t	1

Punting	No	Yds	Avg	Net	TB	In	Ln	B
P.O'Donnell	24	1133	47.2	39.6	4	10	69	0
Team	24	1133	47.2	39.6	4	10	69	0
Opponents	22	1023	46.5	41.6	1	7	62	0

Punt Returns	Ret	FC	Yds	Avg	Long	TD
T.Cohen	12	5	87	7.3	17	0
E.Jackson	0	1	0	0	0	0
Team	12	6	87	7.3	17	0
Opponents	10	5	102	10.2	21	0

Kickoff Returns	No.	Yds	Avg	Long	TD
D.Thompson	11	229	20.8	29	0
B.Cunningham	2	48	24.0	25	0
T.Cohen	1	14	14.0	14	0
Team	14	291	20.8	29	0
Opponents	4	86	21.5	29	0

Field Goals	1-19	20-29	30-39	40-49	50+
C.Barth	0/0	1/1	0/0	0/2	1/1
Team	0/0	1/1	0/0	0/2	1/1
Opponents	0/0	4/4	2/3	2/2	1/1

Fumbles Lost: M.Glennon 3, Jo.Howard 1, T.Cohen 1, M.Trubisky 1
Total: 6
 Opponent Fumble Recoveries: S.McManis 1, A.Hicks 1, L.Floyd 1
Total: 3

Passing	Att	Cmp	Yds	Cmp%	Yds/Att	TD	TD%	Int	Int%	Long	Sack	Lost	Rating
M.Glennon	140	93	833	66.4%	6.0	4	2.9%	5	3.6%	29	8/	78	76.8
M.Trubisky	25	12	128	48.0%	5.1	1	4.0%	1	4.0%	20	1/	7	60.1
P.O'Donnell	1	1	38	100.0%	38.0	1	100.0%	0	0.0%	38t	0/	0	158.3
Team	166	106	999	63.9%	6.0	6	3.6%	6	3.6%	38t	9/	85	77.4
Opponents	159	102	1115	64.2%	7.0	8	5.0%	0	0.0%	88t	13/	91	101.5



DEFENSIVE/SPECIAL TEAMS STATISTICS

2017 Bears Tackles													
Player	G	Tot	Tackles	Assists	Sacks	Yds	Stuff	Yds	FF	PD	Safeties	QBH	TFL
Danny Trevathan	4	29	19	10	0.0	0.0	0.0	0.0	0	1	0	1	0
Kyle Fuller	5	23	21	2	0.0	0.0	0.0	0.0	0	4	0	0	0
Christian Jones	5	21	10	11	0.0	0.0	0.0	0.0	0	1	0	1	0
Leonard Floyd	5	17	12	5	3.0	21.0	3.0	3.0	0	1	1	6	6
Eddie Jackson	5	17	14	3	0.0	0.0	1.0	1.0	0	2	0	0	1
Akiem Hicks	5	16	11	5	4.0	28.0	1.0	4.0	0	0	0	7	5
Adrian Amos	5	16	15	1	0.0	0.0	0.0	0.0	0	0	0	0	0
Marcus Cooper	4	12	12	0	0.0	0.0	0.0	0.0	0	3	0	0	0
Quintin Demps	3	12	11	1	0.0	0.0	0.0	0.0	0	0	0	0	0
Mitch Unrein	5	12	8	4	0.0	0.0	1.0	1.0	0	0	0	1	1
Bryce Callahan	5	10	7	3	1.0	12.0	0.0	0.0	1	2	0	1	0
Eddie Goldman	5	10	7	3	1.0	5.0	0.0	0.0	0	0	0	2	1
Jerrell Freeman	1	10	7	3	0.0	0.0	1.0	1.0	0	0	0	0	1
John Timu	3	9	6	3	0.0	0.0	0.0	0.0	0	1	0	0	1
Pernell McPhee	5	8	8	0	2.0	12.0	0.0	0.0	1	0	0	5	2
Sam Acho	5	8	6	2	0.0	0.0	0.0	0.0	0	0	0	1	0
Willie Young	4	7	4	3	2.0	13.0	0.0	0.0	0	0	0	4	2
Prince Amukamara	3	7	6	1	0.0	0.0	0.0	0.0	0	2	0	0	0
Jonathan Bullard	5	5	5	0	0.0	0.0	0.0	0.0	0	1	0	0	0
Nick Kwiatkowski	2	5	4	1	0.0	0.0	0.0	0.0	0	0	0	0	0
Jonathan Anderson	4	4	3	1	0.0	0.0	0.0	0.0	0	0	0	0	0
Roy Robertson-Harris	5	3	1	2	0.0	0.0	0.0	0.0	0	1	0	0	0
Cre'von LeBlanc	5	1	1	0	0.0	0.0	0.0	0.0	0	0	0	0	0
DeAndre Houston-Carson	3	0	0	0	0.0	0.0	0.0	0.0	1	0	0	0	0
Total	5	262	198	64	13	91	7	10	3	19	1	29	20
Opponent	5	265	223	42	9	85	20	51	8	27	0	28	27

2017 Bears Interceptions						
Player	G	Int	Yds	Avg	Long	TD
Total	5	0	0	-	-	0
Opponent	5	6	77	12.8	47	1

2017 Season Defensive Logs															
Score															
Date	Wk	Opponent	Pts	Opp	Diff	OT	Sack	Yds	Stuff	Lost	Int	Yds	TD	PD	
09/10/2017	1	Atl	L	17	23	-6		2	13	2	2	0	0	0	4
09/17/2017	2	@TB	L	7	29	-22		2	10	2	2	0	0	0	2
09/24/2017	3	Pit	W	23	17	6	OT	3	23	0	0	0	0	0	7
09/28/2017	4	@GB	L	14	35	-21		2	10	0	0	0	0	0	2
10/09/2017	5	Min	L	17	20	-3		4	35	3	6	0	0	0	4
Totals		Record	Pts	Opp	Diff	OT	Sack	Yds	Stuff	Lost	Int	Yds	TD	PD	
		1-4	78	124	-46	-	13	91	7	10	0	0	0	19	

2017 Bears Kicking															
Player	G	PAT Made	PAT Att	FGM	FGA	Pct	1-19	20-29	30-39	40-49	50+	Long	Avg Att	Avg Made	Avg Miss
Connor Barth	5	8	8	2	4	50.0	0-0	1-1	0-0	0-2	1-1	54	43.0	39.0	47.0
Total	5	8	8	2	4	50.0	0-0	1-1	0-0	0-2	1-1	54	43.0	39.0	47.0
Opponent	5	13	14	9	10	90.0	0-0	4-4	2-3	2-2	1-1	50	34.7	34.7	35.0

2017 Bears Punting													
Player	G	Num	Blk	Yds	Avg	TB	In20	Ret	RetYds	NetYds	NetAvg		
Patrick O'Donnell	5	24	0	1133	47.2	4	10	10	102	951	39.6		
Total	5	24	0	1133	47.2	4	10	10	102	951	39.6		
Opponent	5	22	0	1023	46.5	1	7	12	87	916	41.6		

2017 Bears Kickoffs									
Player	G	KO	TB	Pct	Yds	Avg	Ret	RetYds	AvgStart
Connor Barth	5	15	11	73.3	980	65.3	4	86	24.2
Total	5	15	11	73.3	980	65.3	4	86	24.2
Opponent	5	29	15	51.7	1838	63.4	14	291	24.5

2017 Bears Punt Returns							
Player	G	Ret	FC	Yds	Avg	Long	TD
Tarik Cohen	5	12	5	87	7.3	17	0
Eddie Jackson	5	0	1	0	-	-	0
Total	5	12	6	87	7.3	17	0
Opponent	5	10	5	102	10.2	21	0

2017 Bears Kick Returns						
Player	G	Ret	Yds	Avg	Long	TD
Deonte Thompson	5	11	229	20.8	29	0
Benny Cunningham	4	2	48	24.0	25	0
Tarik Cohen	5	1	14	14.0	14	0
Total	5	14	291	20.8	29	0
Opponent	5	4	86	21.5	29	0



CHICAGO BEARS GAME RELEASE

STATISTICS

CHICAGO BEARS 2017 GAME-BY-GAME PARTICIPATION

	Regular Season				ATL 9/10	@ TB 9/17	PIT 9/24	@ GB 9/28	MIN 10/9	@ BAL 10/15	CAR 10/22	@ NO 10/29	GB 11/12	DET 11/19	@ PHI 11/26	SF 12/3	@ CIN 12/10	@ DET 12/16	CLE 12/24	@ MIN 12/31	Consecutive GP	GS		
	GP	GS	DNP	INA																				
93 Acho, Sam	5	2	0	0	sub	OLB	OLB	sub	sub													35	0	
38 Amos, Adrian	5	2	0	0	sub	sub	sub	S	S														9	2
20 Amukamara, Prince	3	1	0	2	x	x	sub	sub	CB														3	1
58 Anderson, Jonathan	4	0	0	0	ps	sub	sub	sub	sub														4	0
4 Barth, Connor	5	0	0	0	sub	sub	sub	sub	sub														34	0
11 Bellamy, Joshua	5	2	0	0	sub	WR	sub	WR	sub														41	0
85 Brown, Daniel	3	0	0	2	sub	sub	x	x	sub														1	0
74 Bullard, Jonathan	5	0	0	0	sub	sub	sub	sub	sub														9	0
46 Burton, Michael	5	1	0	0	sub	FB	sub	sub	sub														5	0
26 Bush, Dion	3	0	0	2	sub	x	x	sub	sub														2	0
37 Calhoun, Bryce	5	3	0	0	NB	sub	sub	NB	NB														5	2
29 Cohen, Tank	5	1	0	0	sub	WR	sub	sub	sub														5	0
79 Compton, Tom	4	2	1	0	LG	LG	dp	sub	sub														2	0
31 Cooper, Sr., Marcus	4	4	0	1	CB	CB	CB	CB	x														0	0
30 Cunningham, Benny	4	0	0	1	sub	x	sub	sub	sub														3	0
49 DePaola, Andrew	5	0	0	0	sub	sub	sub	sub	sub														53	0
94 Floyd, Leonard	5	5	0	0	OLB	OLB	OLB	OLB	OLB														5	5
23 Fuller, Kyle	5	5	0	0	CB	CB	CB	CB	CB														5	5
8 Glennon, Mike	4	4	1	0	QB	QB	QB	QB	dp														0	0
91 Goldman, Eddie	5	5	0	0	NT	NT	NT	NT	NT														5	5
55 Grasu, Hroniss	1	1	1	2	dp	sub	C	x	x														0	0
96 Hicks, Akem	5	5	0	0	DE	DE	DE	DE	DE														25	21
36 Houston-Carson, DeAndre	3	0	0	0	ps	ps	sub	sub	sub														3	0
24 Howard, Jordan	5	5	0	0	RB	RB	RB	RB	RB														20	12
47 Irving, Isaiah	1	0	0	0	ps	ps	ps	ps	sub														1	0
39 Jackson, Eddie	5	5	0	0	S	S	S	S	S														5	5
73 Jenkins, John	0	0	0	5	x	x	x	x	x														0	0
52 Jones, Christian	5	2	0	0	sub	sub	sub	ILB	ILB														23	2
44 Kwiatkowski, Nick	2	1	0	3	sub	ILB	x	x	x														0	0
22 LeBlanc, CreVon	5	0	0	0	sub	sub	sub	sub	sub														5	0
72 Leno Jr., Charles	5	5	0	0	LT	LT	LT	LT	LT														37	34
75 Long, Kyle	3	3	0	2	x	x	RG	RG	RG														3	3
70 Massie, Bobby	5	5	0	0	RT	RT	RT	RT	RT														11	11
18 McBride III, Tre	2	0	0	1	x	sub	ps	sub	sub														1	0
27 McManis, Sherman	5	0	0	0	sub	sub	sub	sub	sub														47	0
32 McPherson, Pernell	5	1	0	0	sub	sub	sub	sub	OLB														5	1
86 Miller, Zach	5	4	0	0	TE	sub	TE	TE	TE														5	3
33 Mizell, Tquan	0	0	1	4	x	dp	x	x	x														0	0
16 O'Donnell, Patrick	5	0	0	0	sub	sub	sub	sub	sub														33	0
95 Robertson-Harris, Roy	5	0	0	0	sub	sub	sub	sub	sub														5	0
6 Sanchez, Mark	0	0	0	5	x	x	x	x	x														0	0
87 Shaheen, Adam	5	2	0	0	sub	sub	TE	sub	TE														5	1
88 Sims, Dion	5	5	0	0	TE	TE	TE	TE	TE														13	13
71 Sitton, Josh	4	4	0	1	RG	RG	x	LG	LG														2	2
79 Sowell, Bradley	5	0	0	0	sub	sub	sub	sub	sub														5	0
14 Thompson, Deonte	5	3	0	0	WR	sub	WR	sub	WR														29	1
53 Timu, John	3	2	0	0	ps	ps	ILB	sub	ILB														3	1
39 Travellon, Dentry	4	4	0	0	ILB	ILB	ILB	ILB	sub														0	0
10 Trulskiy, Mitchell	1	1	4	0	dp	dp	dp	dp	QB														1	1
98 Urisin, Mitch	5	2	0	0	sub	DE	DE	sub	sub														10	0
12 Wheaton, Markus	3	0	0	2	x	x	sub	sub	sub														3	0
65 Whitehair, Cody	5	5	0	0	C	C	LG	C	C														21	21
13 Wright, Kendall	5	1	0	0	sub	sub	sub	WR	sub														5	0
97 Young, Willie	4	2	0	1	OLB	sub	sub	OLB	x														0	0

CAPS = starter / sub = reserve / x = inactive / dp = did not play / 3TE = third tight end / NB = nickel back / 3S = third safety / ps = practice squad / nwt = not with team / sus = suspended/ exp = roster exemption

	GP	GS	DNP	INA	S	S	S	x	INJURED RESERVE 9/29	INJURED RESERVE 9/12	INJURED RESERVE 9/12	INJURED RESERVE 9/12	INJURED RESERVE 9/12	INJURED RESERVE 9/12	INJURED RESERVE 9/12	INJURED RESERVE 9/12	INJURED RESERVE 9/12	INJURED RESERVE 9/12	INJURED RESERVE 9/12	INJURED RESERVE 9/12	INJURED RESERVE 9/12	INJURED RESERVE 9/12	INJURED RESERVE 9/12	INJURED RESERVE 9/12
21 Denps, Quintin	3	3	0	1	S	S	S	x															0	0
50 Freeman, Jerrill	1	1	0	0	ILB																		0	0
19 Genby, Tanner	1	0	0	0	ps	sub																	0	0
32 Hall, Deondre'	0	0	0	0																			0	0
64 Kush, Eric	0	0	0	0																			0	0
81 Meredith, Cameron	0	0	0	0																			0	0
67 Morgan, Jordan	0	0	0	0																			0	0
48 Scales, Patrick	0	0	0	0																			0	0
11 White, Kevin	1	1	0	0	WR																		0	0



STATISTICS

CHICAGO BEARS 2017 GAME-BY-GAME OFFENSIVE STATS

	ATL	@ TB	PIT	@ GB	MIN	@ BAL	CAR	@ NO	GB	DET	@ PHI	SF	@ CIN	@ DET	CLE	@ MIN	Season
	9/10	9/17	9/24	9/28	10/9	10/15	10/22	10/29	11/12	11/19	11/26	12/3	12/10	12/16	12/24	12/31	Totals
First Downs	20	19	18	20	16												93
Rushing	6	1	13	7	5												32
Passing	11	16	4	11	7												49
Penalty	3	2	1	2	4												12
Third Downs	13	14	12	12	12												63
Converted	5	7	4	5	3												24
Efficiency	38.5%	50.0%	33.3%	41.7%	25.0%												38.1%
Fourth Downs	2	2	0	2	1												7
Converted	1	0	0	2	1												4
Efficiency	50.0%	0.0%	0.0%	100.0%	100.0%												57.1%
Total Net Yards	301	310	306	308	274												1,499
Plays	63	62	62	64	56												307
Avg. Per Play	4.8	5.0	4.9	4.8	4.9												4.9
Net Yards Rushing	125	20	222	103	115												585
Attempts	19	16	38	30	29												132
Avg. Per Rush	6.6	1.3	5.8	3.4	4.0												4.4
Touchdowns	1	0	2	1	0												4
Net Yards Passing	176	290	84	205	159												914
Sacked	4	1	2	1	1												9
Yards Lost	37	11	17	13	7												85
Gross Yards	213	301	101	218	166												999
Attempts	40	45	22	33	26												166
Completions	26	31	15	21	13												106
Completion Pct.	65.0%	68.9%	68.2%	63.6%	50.0%												63.9%
Yards Per Attempt	5.3	6.7	4.6	6.6	6.4												6.0
Touchdowns	1	1	1	1	2												6
Interceptions	0	2	1	2	1												6
Touchdowns	2	1	3	2	2												10
Rushing	1	0	2	1	0												4
Passing	1	1	1	1	2												6
Returns	0	0	0	0	0												0
Penalties	4	8	10	8	8												38
Yards Lost	40	59	73	62	55												289
Fumbles	2	2	5	2	1												12
Fumbles Lost	0	2	1	2	1												6
Punts	5	3	6	3	7												24
Gross Avg.	48.8	56.0	44.5	49.0	43.9												47.2
FGs Attempted	1	0	2	1	0												4
FGs Made	1	0	1	0	0												2
PATs Made-Att.	2-2	1-1	2-2	2-2	2-2												9-9
Kicking M-A	2-2	1-1	2-2	2-2	1-1												8-8
2-pt Rushing M-A	0-0	0-0	0-0	0-0	1-1												1-1
2-pt Passing M-A	0-0	0-0	0-0	0-0	0-0												0-0
Kickoffs-EZ-TB	4-3-3	2-2-2	3-3-2	3-3-3	3-3-1												15-14-11
Safeties	0	0	0	0	1												1
Points Scored	17	7	23	14	17												78
Time of Possession	29:26	26:49	33:59	31:51	28:36												29:59
	ATL	@ TB	PIT	@ GB	MIN	@ BAL	CAR	@ NO	GB	DET	@ PHI	SF	@ CIN	@ DET	CLE	@ MIN	
	9/10	9/17	9/24	9/28	10/9	10/15	10/22	10/29	11/12	11/19	11/26	12/3	12/10	12/16	12/24	12/31	

* Overtime



STATISTICS

OPPONENT 2017 GAME-BY-GAME OFFENSIVE STATS

	ATL 9/10	@ TB 9/17	PIT 9/24	@ GB 9/28	MIN 10/9	@ BAL 10/15	CAR 10/22	@ NO 10/29	GB 11/12	DET 11/19	@ PHI 11/26	SF 12/3	@ CIN 12/10	@ DET 12/16	CLE 12/24	@ MIN 12/31	Season Totals
First Downs	18	22	19	17	17												93
Rushing	4	6	6	5	5												26
Passing	12	13	11	9	10												55
Penalty	2	3	2	3	2												12
Third Downs	11	15	11	14	15												66
Converted	5	8	4	7	6												30
Efficiency	45.5%	53.3%	36.4%	50.0%	40.0%												45.5%
Fourth Downs	0	0	0	1	0												1
Converted	0	0	0	1	0												1
Efficiency	0.0%	0.0%	0.0%	100.0%	0.0%												100.0%
Total Net Yards	372	311	282	260	300												1,525
Plays	55	67	59	53	67												301
Avg. Per Play	6.8	4.6	4.8	4.9	4.5												5.1
Net Yards Rushing	64	117	70	91	159												501
Attempts	23	34	17	24	31												129
Avg. Per Rush	2.8	3.4	4.1	3.8	5.1												3.9
Touchdowns	1	1	1	1	1												5
Net Yards Passing	308	194	212	169	141												1,024
Sacked	2	2	3	2	4												13
Yards Lost	13	10	23	10	35												91
Gross Yards	321	204	235	179	176												1,115
Attempts	30	31	39	27	32												159
Completions	21	18	22	19	22												102
Completion Pct.	70.0%	58.1%	56.4%	70.4%	68.8%												64.2%
Yards Per Attempt	10.7	6.6	6.0	6.6	5.5												7.0
Touchdowns	1	1	1	4	1												8
Interceptions	0	0	0	0	0												0
Touchdowns	2	3	2	5	2												14
Rushing	1	1	1	1	1												5
Passing	1	1	1	4	1												8
Returns	0	1	0	0	0												1
Penalties	8	4	6	7	9												34
Yards Lost	73	34	40	55	69												271
Fumbles	0	1	2	0	1												4
Fumbles Lost	0	1	2	0	0												3
Punts	3	3	5	5	6												22
Gross Avg.	59.3	48.7	40.6	47.6	43.0												46.5
FGs Attempted	3	3	2	0	2												10
FGs Made	3	3	1	0	2												9
PATs Made-Att.	2-2	2-3	2-2	5-5	2-2												13-14
Kicking M-A	2-2	2-3	2-2	5-5	2-2												13-14
2-pt Rushing M-A	0-0	0-0	0-0	0-0	0-0												0-0
2-pt Passing M-A	0-0	0-0	0-0	0-0	0-0												0-0
Kickoffs-EZ-TB	6-4-3	6-5-4	5-4-2	6-5-4	6-2-2												29-20-15
Safeties	0	0	0	0	0												0
Points Scored	23	29	17	35	20												124
Time of Possession	30:34	33:11	27:34	28:09	31:24												30:01
	ATL 9/10	@ TB 9/17	PIT 9/24	@ GB 9/28	MIN 10/9	@ BAL 10/15	CAR 10/22	@ NO 10/29	GB 11/12	DET 11/19	@ PHI 11/26	SF 12/3	@ CIN 12/10	@ DET 12/16	CLE 12/24	@ MIN 12/31	

** Overtime



STATISTICS

CHICAGO BEARS 2017 INDIVIDUAL GAME-HIGHS

BEARS				OPPONENTS				
Date	Opponent	Player	No	PASSING	No	Player	Opponent	Date
9/17/17	at TB	Glennon	45	Attempts	39	Roethlisberger	PIT	9/24/17
9/17/17	at TB	Glennon	31	Completions	22	Roethlisberger	PIT	9/24/17
9/17/17	at TB	Glennon	301	Yards	321	Ryan	ATL	9/10/17
10/9/17	MIN	O'Donnell	381	Long	881	Ryan	ATL	9/10/17
10/9/17	MIN	Last: O'Donnell, Trubisky	1	TDs	4	Rodgers	at GB	9/28/17
9/28/17	at GB	Last: Glennon	2	INTs				
Date	Opponent	Player	No	RECEIVING	No	Player	Opponent	Date
9/17/17	at TB	Last: Cohen	8	Receptions	10	Brown	PIT	9/24/17
9/17/17	at TB	Wright	69	Yards	128	Hooper	ATL	9/10/17
10/9/17	MIN	Cunningham	381	Long	881	Hooper	ATL	9/10/17
10/9/17	MIN	Last: Cunningham, Miller	1	TDs	2	Nelson	at GB	9/28/17
Date	Opponent	Player	No	RUSHING	No	Player	Opponent	Date
9/24/17	PIT	Howard	23	Rushes	19	Rodgers	at TB	9/17/17
9/24/17	PIT	Howard	140	Yards	95	McKinnon	MIN	10/9/17
9/10/17	ATL	Cohen	46	Long	581	McKinnon	MIN	10/9/17
9/24/17	PIT	Howard	2	TDs	1	Last: McKinnon	MIN	10/9/17
Date	Opponent	Player	No	TACKLES	No	Player	Opponent	Date
9/28/17	at GB	Trevathan	13	Total Tackles	11	Shazier	PIT	9/24/17
10/9/17	MIN	Last: Amos	8	Solos	11	Shazier	PIT	9/24/17
9/28/17	at GB	Trevathan	7	Assists	3	Last: Burnett, Ryan	at GB	9/28/17
10/9/17	MIN	Last: Floyd, Hicks	2.0	Sacks	2.0	Reed	ATL	9/10/17
10/9/17	MIN	Floyd	4	TFLs	3	Reed	ATL	9/10/17
Date	Opponent	Player	No	INTERCEPTIONS	No	Player	Opponent	Date
				INTs	1	Last: Smith	MIN	10/9/17
				Long Return	471	McClain	at TB	9/17/17
				TDs	1	McClain	at TB	9/17/17
Date	Opponent	Player	No	PUNT RETURNS	No	Player	Opponent	Date
10/9/17	MIN	Cohen	4	Returns	3	Last: Sherels	MIN	10/9/17
9/10/17	ATL	Cohen	45	Yards	41	Sherels	MIN	10/9/17
9/10/17	ATL	Cohen	17	Long	21	Sherels	MIN	10/9/17
				TDs				
Date	Opponent	Player	No	KICKOFF RETURNS	No	Player	Opponent	Date
10/9/17	MIN	Last: Thompson	3	Returns	2	McKinnon	MIN	10/9/17
9/24/17	PIT	Thompson	69	Yards	51	McKinnon	MIN	10/9/17
9/24/17	PIT	Thompson	29	Long	29	McKinnon	MIN	10/9/17
				TDs				
Date	Opponent	Player	No	FIELD GOALS	No	Player	Opponent	Date
9/24/17	PIT	Barth	2	Attempts	3	Last: Folk	at TB	9/17/17
9/24/17	PIT	Last: Barth	1	Made	3	Last: Folk	at TB	9/17/17
9/10/17	ATL	Barth	54	Long	50	Folk	at TB	9/17/17
Date	Opponent	Player	No	PUNTS	No	Player	Opponent	Date
10/9/17	MIN	O'Donnell	7	Punts	6	Quigley	MIN	10/9/17
10/9/17	MIN	O'Donnell	307	Yards	258	Quigley	MIN	10/9/17
9/17/17	at TB	O'Donnell	56.0	Average	59.3	Bosher	ATL	9/10/17
9/10/17	ATL	O'Donnell	69	Long	62	Last: Vogel	at GB	9/28/17
9/10/17	ATL	O'Donnell	3	In-20	3	Berry	PIT	9/24/17
10/9/17	MIN	O'Donnell	2	Touchbacks	1	Berry	PIT	9/24/17



STATISTICS

CHICAGO BEARS 2017 SEASON LEADERS

PASSING			Player	No.	Player	No.
Attempts	Glennon	140		Trubisky	25	
Completions	Glennon	93		Trubisky	12	
Yards	Glennon	833		Trubisky	128	
TDs	Glennon	4		Trubisky	1	
RECEIVING			Player	No.	Player	No.
Receptions	Cohen	25		Wright	18	
Yards	Wright	200		Miller	182	
TDs	Six players tied with	1				
RUSHING			Player	No.	Player	No.
Rushes	Howard	82		Cohen	36	
Yards	Howard	328		Cohen	194	
TDs	Howard	4				
DEFENSE			Player	No.	Player	No.
Total Tackles	Trevathan	29		Fuller	23	
Solos	Fuller	21		Trevathan	19	
Assists	Jones	11		Trevathan	10	
Sacks	Hicks	4		Floyd	3	
Sack Yards	Hicks	28		Floyd	21	
TFLs	Floyd	6		Hicks	5	
FFs	Three players tied with	1				
FRs	Three players tied with	1				
PBUs	Fuller	4		Cooper Sr.	3	
INTs						
TDs						
Safeties	Floyd	1				
Special Teams Tackles	Cunningham	4		Acho	3	
PUNT RETURNS			Player	No.	Player	No.
Returns	Cohen	12				
Yards	Cohen	87				
TDs						
KICKOFF RETURNS			Player	No.	Player	No.
Returns	Thompson	11		Cunningham	2	
Yards	Thompson	229		Cunningham	48	
TDs						
FIELD GOALS			Player	No.	Player	No.
Attempts	Barth	4				
Made	Barth	2				
PUNTS			Player	No.	Player	No.
Punts	O'Donnell	24				
Yards	O'Donnell	1,133				
Average	O'Donnell	47.2				
In-20	O'Donnell	10				
Touchbacks	O'Donnell	4				



STATISTICS

CHICAGO BEARS 2017 WEEK-BY-WEEK LEADERS

DATE	OPPONENT	Scoring	Rushing Yards	Receptions	Receiving Yards	Tackles
9/10	vs ATL	Cohen, Howard - 6	Cohen - 66	Cohen - 8	Cohen - 47	Freeman - 10
9/17	@ TB	Thompson - 6	Cohen - 13	Cohen - 8	Wright - 69	Jackson - 8
9/24	vs PIT	Howard - 12	Howard - 140	Howard - 5	Howard - 26	Trevathan - 10
9/28	@ GB	Howard, Wright - 6	Howard - 53	Thompson - 5	Wright - 51	Trevathan - 13
10/9	vs MIN	Cunningham, Miller - 6	Howard - 76	Wright - 4	Wright - 46	Jones - 9
10/15	@ BAL					
10/22	vs CAR					
10/29	@ NO					
11/12	vs GB					
11/19	vs DET					
11/26	@ PHI					
12/3	vs SF					
12/10	@ CIN					
12/16	@ DET					
12/24	vs CLE					
12/31	@ MIN					
Most Times Led or Tied for Lead		Howard - 3	Howard - 3	Cohen - 2	Wright - 3	Trevathan - 2

CHICAGO BEARS 2017 QUARTER-BY-QUARTER SCORING

DATE	OPPONENT	BEARS								OPPONENTS								Point
		1	2	1H	3	4	2H	OT	TOT	1	2	1H	3	4	2H	OT	TOT	Differential
9/10	vs ATL	0	10	10	0	7	7	-	17	3	7	10	3	10	13	-	23	-6
9/17	@ TB	0	0	0	0	7	7	-	7	10	16	26	0	3	3	-	29	-22
9/24	vs PIT	7	10	17	0	0	0	6	23	0	7	7	7	3	10	0	17	+6
9/28	@ GB	0	7	7	0	7	7	-	14	14	7	21	7	7	14	-	35	-21
10/9	vs MIN	2	0	2	7	8	15	-	17	0	3	3	14	3	17	-	20	-3
10/15	@ BAL																	
10/22	vs CAR																	
10/29	@ NO																	
11/12	vs GB																	
11/19	vs DET																	
11/26	@ PHI																	
12/3	vs SF																	
12/10	@ CIN																	
12/16	@ DET																	
12/24	vs CLE																	
12/31	@ MIN																	
Regular Season Totals		9	27	36	7	29	36	6	78	27	40	67	31	26	57	0	124	-46



STATISTICS

CHICAGO BEARS 2017 RED ZONE EFFICIENCY

BEARS RED ZONE STATS																		
DATE	OPPONENT	Drives In		Scoring		TDs	TD %	FGs	Missed FGs	Blocked FG	Turnovers	Downs	Time	Avg. Points	GOAL - TO - GO			
		Red Zone	Scores	%	FGs										Drives	TDs	TD %	FGs
9/10	vs ATL	3	2	66.7%	2	66.7%	0	0	0	0	1	0	4.7	2	1	50.0%	0	
9/17	@ TB	3	1	33.3%	1	33.3%	0	0	0	0	2	0	2.3	0	0	0.0%	0	
9/24	vs PIT	4	4	100.0%	3	75.0%	1	0	0	0	0	0	6.0	3	2	66.7%	1	
9/28	@ GB	2	2	100.0%	2	100.0%	0	0	0	0	0	0	7.0	1	1	100.0%	0	
10/9	vs MIN	0	0	0.0%	0	0.0%	0	0	0	0	0	0	0.0	0	0	0.0%	0	
10/15	@ BAL																	
10/22	vs CAR																	
10/29	@ NO																	
11/12	vs GB																	
11/19	vs DET																	
11/26	@ PHI																	
12/3	vs SF																	
12/10	@ CIN																	
12/16	@ DET																	
12/24	vs CLE																	
12/31	@ MIN																	
Totals		12	9	75.0%	8	66.7%	1	0	0	0	3	0	4.9	6	4	66.7%	1	

OPPONENT RED ZONE STATS																		
DATE	OPPONENT	Drives In		Scoring		TDs	TD %	FGs	Missed FGs	Blocked FG	Turnovers	Downs	Time	Avg. Points	GOAL - TO - GO			
		Red Zone	Scores	%	FGs										Drives	TDs	TD %	FGs
9/10	vs ATL	3	3	100.0%	1	33.3%	2	0	0	0	0	0	4.3	2	1	50.0%	1	
9/17	@ TB	5	4	80.0%	2	40.0%	2	0	0	1	0	0	4.0	2	1	50.0%	1	
9/24	vs PIT	4	3	75.0%	2	50.0%	1	0	1	0	0	0	4.2	2	2	100.0%	0	
9/28	@ GB	5	5	100.0%	5	100.0%	0	0	0	0	0	0	7.0	4	4	100.0%	0	
10/9	vs MIN	3	3	100.0%	1	33.3%	2	0	0	0	0	0	4.3	0	0	0.0%	0	
10/15	@ BAL																	
10/22	vs CAR																	
10/29	@ NO																	
11/12	vs GB																	
11/19	vs DET																	
11/26	@ PHI																	
12/3	vs SF																	
12/10	@ CIN																	
12/16	@ DET																	
12/24	vs CLE																	
12/31	@ MIN																	
Totals		20	18	90.0%	11	55.0%	7	0	1	1	0	0	4.9	10	8	80.0%	2	



STATISTICS

CHICAGO BEARS 2017 DRIVE ENGINEERING

BEARS OFFENSIVE DRIVES																	
DATE	OPPONENT	Total Drives	TDs	FGs	Miss	Block	Punt	Block	INT	Fumble	Downs	Time	Safety	Points	Scoring Efficiency	1st Half	2nd Half
9/10	vs ATL	9	2	1	0	0	5	0	0	0	1	0	0	17	33.3%	Punt	Punt
9/17	@ TB	9	1	0	0	0	3	0	2	1	2	0	0	7	11.1%	INT	Punt
9/24	vs PIT	13	3	1	1	0	6	0	1	1	0	0	0	23	30.8%	Punt	Punt
9/28	@ GB	11	2	0	1	0	3	0	2	2	0	1	0	14	18.2%	Fumble	Missed FG
10/9	vs MIN	12	2	0	0	0	7	0	1	1	0	1	0	17	16.7%	Punt	TD
10/15	@ BAL																
10/22	vs CAR																
10/29	@ NO																
11/12	vs GB																
11/19	vs DET																
11/26	@ PHI																
12/3	vs SF																
12/10	@ CIN																
12/16	@ DET																
12/24	vs CLE																
12/31	@ MIN																
Totals		54	10	2	2	0	24	0	6	5	3	2	0	78	22.2%	0	7

Drives aborted as a result of return TD:

OPPONENT OFFENSIVE DRIVES																	
DATE	OPPONENT	Total Drives	TDs	FGs	Miss	Block	Punt	Block	INT	Fumble	Downs	Time	Safety	Points	Scoring Efficiency	1st Half	2nd Half
9/10	vs ATL	10	2	3	0	0	3	0	0	0	0	2	0	23	50.0%	FG	Punt
9/17	@ TB	10	2	3	0	0	3	0	0	1	0	1	0	29	50.0%	FG	Fumble
9/24	vs PIT	11	2	1	0	1	5	0	0	1	0	1	0	17	27.3%	Punt	Punt
9/28	@ GB	11	5	0	0	0	5	0	0	0	0	1	0	35	45.5%	TD	TD
10/9	vs MIN	12	2	2	0	0	6	0	0	0	0	1	1	20	33.3%	Punt	TD
10/15	@ BAL																
10/22	vs CAR																
10/29	@ NO																
11/12	vs GB																
11/19	vs DET																
11/26	@ PHI																
12/3	vs SF																
12/10	@ CIN																
12/16	@ DET																
12/24	vs CLE																
12/31	@ MIN																
Totals		54	13	9	0	1	22	0	0	2	0	6	1	124	40.7%	13	14

Drives aborted as a result of return TD:



STATISTICS

CHICAGO BEARS 2017 SCORING DRIVES

DATE	OPPONENT	OBTAINED	SCORING PLAY	PAT	NET		DRIVE	SCORE		TIME	#
					PLAYS	YARDS	TIME	CHI-OPP	QTR		
9/10/17	ATL	Punt	C.Barth 54 yd. FG		10	41	4:24	3-3	2	14:55	1
9/10/17	ATL	Kickoff	J.Howard 4 yd. run	C.Barth kick	7	75	4:15	10-10	2	0:14	2
9/10/17	ATL	Kickoff	T.Cohen 19 yd. pass from M.Glennon	C.Barth kick	9	75	4:29	17-20	4	7:26	3
9/17/17	at TB	Punt	D.Thompson 14 yd. pass from M.Glennon	C.Barth kick	7	62	2:07	7-29	4	1:43	4
9/24/17	PIT	Muffed Punt	J.Howard 3 yd. run	C.Barth kick	6	29	3:24	7-0	1	9:09	5
9/24/17	PIT	Kickoff	A.Shaheen 2 yd. pass from M.Glennon	C.Barth kick	9	75	4:59	14-7	2	0:43	6
9/24/17	PIT	Fumble	C.Barth 24 yd. FG		1	-4	0:00	17-7	2	0:00	7
9/24/17	PIT	Kickoff	J.Howard 19 yd. run	C.Barth kick	4	74	1:33	23-17	OT	8:27	8
9/28/17	at GB	Punt	K.Wright 5 yd. pass from M.Glennon	C.Barth kick	7	72	1:33	7-21	2	0:06	9
9/28/17	at GB	Kickoff	J.Howard 3 yd. run	C.Barth kick	15	75	8:53	14-35	4	6:01	10
10/9/17	MIN	Kickoff	B.Cunningham 38 yd. pass from P.O'Donnell	C.Barth kick	7	75	2:53	9-10	3	5:23	11
10/9/17	MIN	Kickoff	Z.Miller 20 yd. pass from M.Trubisky	M.Trubisky run	11	79	6:07	17-17	4	12:24	12
											13
											14
											15
											16
											17
											18
											19
											20
											21
											22
											23
											24
											25
											26
											27
											28
											29
											30
											31
											32
											33
											34
											35
											36
											37
											38
											39
											40
											41
											42
											43
											44
											45
											46
											47
											48
											49
											50
											51
											52
											53
											54
											55
											56
											57
											58
											59
TOTALS					93	728					60



STATISTICS

OPPONENTS 2017 SCORING DRIVES

DATE	OPPONENT	OBTAINED	SCORING PLAY	PAT	NET		DRIVE TIME	SCORE		TIME LEFT	#
					PLAYS	YARDS		CHI-OPP	QTR		
9/10/17	ATL	Kickoff	M.Bryant 48 yd. FG		11	62	7:04	0-3	1	7:56	1
9/10/17	ATL	Punt	D.Freeman 5 yd. run	M.Bryant kick	11	83	6:59	3-10	2	4:29	2
9/10/17	ATL	Punt	M.Bryant 28 yd. FG		13	76	6:29	10-13	3	2:10	3
9/10/17	ATL	Punt	A.Hooper 88 yd. pass from M.Ryan	M.Bryant kick	3	95	0:59	10-20	4	11:55	4
9/10/17	ATL	Kickoff	M.Bryant 37 yd. FG		9	56	4:02	17-23	4	3:24	5
9/17/17	at TB	Kickoff	N.Folk 42 yd. FG		13	51	6:02	0-3	1	8:58	6
9/17/17	at TB	Fumble	M.Evans 13 yd. pass from J.Winston	N.Folk kick	1	13	0:05	0-10	1	0:10	7
9/17/17	at TB	Fumble	J.Rodgers 1 yd. run	N.Folk kick	9	35	3:56	0-17	2	7:30	8
9/17/17	at TB	Punt	N.Folk 50 yd. FG		8	48	1:04	0-26	2	0:00	9
9/17/17	at TB	Punt	N.Folk 23 yd. FG		16	87	8:36	0-29	4	12:26	10
9/24/17	PIT	Punt	A.Brown 7 yd. pass from B.Roethlisberger	C.Boswell kick	13	77	7:11	7-7	2	5:42	11
9/24/17	PIT	Fumble	L.Bell 1 yd. run	C.Boswell kick	6	16	2:42	17-14	3	6:43	12
9/24/17	PIT	INT	C.Boswell 32 yd. FG		4	7	0:54	17-17	4	8:03	13
9/28/17	at GB	Kickoff	D.Adams 5 yd. pass from A.Rodgers	M.Crosby kick	10	75	5:11	0-7	1	9:49	14
9/28/17	at GB	Fumble	R.Cobb 2 yd. Pass from A.Rodgers	M.Crosby kick	3	3	0:45	0-14	1	8:56	15
9/28/17	at GB	INT	A.Jones 2 yd. run	M.Crosby kick	2	60	0:45	0-21	2	4:48	16
9/28/17	at GB	Missed FG	J.Nelson 4 yd. pass from A.Rodgers	M.Crosby kick	13	63	7:43	7-28	3	4:09	17
9/28/17	at GB	INT	J.Nelson 8 yd. pass from A.Rodgers	M.Crosby kick	6	42	2:51	7-35	4	14:54	18
10/9/17	MIN	Fumble	K.Forbath 26 yd. FG		4	5	1:26	2-3	2	1:02	19
10/9/17	MIN	Kickoff	K.Rudolph 13 yd. pass from C.Keenum	K.Forbath kick	13	75	6:44	2-10	3	8:16	20
10/9/17	MIN	Kickoff	J.McKinnon 58 yd. run	K.Forbath kick	5	82	1:52	9-17	3	3:31	21
10/9/17	MIN	INT	K.Forbath 26 yd. FG		6	20	2:08	17-20	4	0:12	22
											23
											24
											25
											26
											27
											28
											29
											30
											31
											32
											33
											34
											35
											36
											37
											38
											39
											40
											41
											42
											43
											44
											45
											46
											47
											48
											49
											50
											51
											52
											53
											54
											55
											56
											57
											58
											59
											60
TOTALS					179	1131					



STATISTICS

CHICAGO BEARS 2017 BIG PASSING PLAYS

BEARS COMPLETIONS OF 20 OR MORE YARDS						OPPONENT COMPLETIONS OF 20 OR MORE YARDS						
DATE	OPPONENT	QTR	PASSER	RECEIVER	YARDS	#	YARDS	RECEIVER	PASSER	QTR	OPPONENT	DATE
10/9/17	MIN	3	O'Donnell	Cunningham	38t	1	88t	Hooper	Ryan	4	ATL	9/10/17
9/28/17	at GB	2	Glennon	Miller	29	2	58	Nelson	Rodgers	2	at GB	9/28/17
9/10/17	ATL	2	Glennon	Sims	22	3	40	Hooper	Ryan	4	ATL	9/10/17
9/28/17	at GB	3	Glennon	Wright	22	4	26	Bennett	Rodgers	1	at GB	9/28/17
10/9/17	MIN	4	Trubisky	Miller	20t	5	26	Cobb	Rodgers	3	at GB	9/28/17
9/17/17	at TB	4	Glennon	Thompson	20	6	25	Jones	Ryan	2	ATL	9/10/17
						7	25	Smith-Schuster	Roethlisberger	4	PIT	9/24/17
						8	23	Brown	Roethlisberger	2	PIT	9/24/17
						9	22	Brown	Roethlisberger	2	PIT	9/24/17
						10	21	Jackson	Winston	2	at TB	9/17/17
						11	20	Coleman	Ryan	3	ATL	9/10/17
						12						
						13						
						14						
						15						
						16						
						17						
						18						
						19						
						20						
						21						
						22						
						23						
						24						
						25						
						26						
						27						
						28						
						29						
						30						
						31						
						32						
						33						
						34						
						35						
						36						
						37						
						38						
						39						
						40						
						41						
						42						
						43						
						44						
						45						
						46						
						47						
						48						
						49						
						50						
						51						
						52						
						53						
						54						
						55						
						56						
						57						
						58						
						59						
						60						



STATISTICS

CHICAGO BEARS 2017 BIG RUSHING PLAYS

BEARS RUSHES OF 10 OR MORE YARDS					OPPONENT RUSHES OF 10 OR MORE YARDS					
DATE	OPPONENT	QTR	RUSHER	YARDS	#	YARDS	RUSHER	QTR	OPPONENT	DATE
9/10/17	ATL	2	Cohen	46	1	58t	McKinnon	3	MIN	10/9/17
9/24/17	PIT	OT	Cohen	36	2	22	Keenum	4	MIN	10/9/17
9/24/17	PIT	2	Cohen	26	3	14	Barber	3	at TB	9/17/17
9/24/17	PIT	OT	Howard	19t	4	13	Ryan	1	ATL	9/10/17
9/10/17	ATL	3	Cohen	18	5	13	Bell	4	PIT	9/24/17
9/24/17	PIT	OT	Howard	18	6	11	Montgomery	1	at GB	9/28/17
9/24/17	PIT	3	Howard	17	7	11	Jones	3	at GB	9/28/17
9/28/17	at GB	2	Howard	16	8	11	Thielen	3	MIN	10/9/17
9/10/17	ATL	1	Cohen	15	9	10	Rodgers	3	at TB	9/17/17
9/24/17	PIT	3	Howard	15	10					
9/24/17	PIT	1	Howard	13	11					
9/24/17	PIT	2	Howard	13	12					
10/9/17	MIN	3	Trubisky	13	13					
10/9/17	MIN	3	Howard	13	14					
9/28/17	at GB	4	Cunningham	12	15					
9/10/17	ATL	1	Howard	11	16					
9/24/17	PIT	1	Howard	11	17					
10/9/17	MIN	1	Howard	11	18					
					19					
					20					
					21					
					22					
					23					
					24					
					25					
					26					
					27					
					28					
					29					
					30					
					31					
					32					
					33					
					34					
					35					
					36					
					37					
					38					
					39					
					40					
					41					
					42					
					43					
					44					
					45					
					46					
					47					
					48					
					49					
					50					
					51					
					52					
					53					
					54					
					55					
					56					
					57					
					58					
					59					
					60					



STATISTICS

CHICAGO BEARS 2017 BIG RETURN PLAYS

BEARS INTERCEPTION RETURNS OF 20 OR MORE YARDS						OPPONENT INTERCEPTION RETURNS OF 20 OR MORE YARDS							
DATE	OPPONENT	QTR	PASSER	RETURNER	YARDS	#	YARDS	RETURNER	PASSER	QTR	OPPONENT	DATE	
							1	471	McClain	Glennon	2	at TB	9/17/17
							2	22	Alexander	Glennon	1	at TB	9/17/17
							3						
							4						
							5						
							6						
							7						
							8						
							9						
							10						

BEARS FUMBLE RETURNS OF 20 OR MORE YARDS						OPPONENT FUMBLE RETURNS OF 20 OR MORE YARDS						
DATE	OPPONENT	QTR	FUMBLED BY	RETURNER	YARDS	#	YARDS	RETURNER	FUMBLED BY	QTR	OPPONENT	DATE
9/17/17	at TB	3	Sims III	Floyd	21	1						
							2					
							3					
							4					
							5					

BEARS PUNT RETURNS OF 20 OR MORE YARDS						OPPONENT PUNT RETURNS OF 20 OR MORE YARDS					
DATE	OPPONENT	QTR	RETURNER	YARDS	#	YARDS	RETURNER	QTR	OPPONENT	DATE	
10/9/17	MIN	2		Sherels	21	1					
							2				
							3				
							4				
							5				
							6				
							7				
							8				
							9				
							10				

BEARS KICKOFF RETURNS OF 30 OR MORE YARDS						OPPONENT KICKOFF RETURNS OF 30 OR MORE YARDS					
DATE	OPPONENT	QTR	RETURNER	YARDS	#	YARDS	RETURNER	QTR	OPPONENT	DATE	
							1				
							2				
							3				
							4				
							5				
							6				
							7				
							8				
							9				
							10				



STATISTICS

2017 REPLAY CHALLENGES

R.A. = (Booth) Replay Assistant

#	Date	Opponent	Quarter	Time on Clock	Line of Scrimmage	Original Play	Challenge by	Challenge Result	Play Result
1	9/10/17	ATL	4	0:56	ATL 42	M.Glennon pass incomplete to D.Thompson	R.A.	Upheld	
2	9/10/17	ATL	4	0:39	ATL 28	M.Glennon pass incomplete to T.Cohen	R.A.	Upheld	
3	9/17/17	at TB	2	4:21	CHI 41	R.McClain 47 yd. INT return TD	R.A.	Upheld	
4	9/17/17	at TB	3	8:26	CHI 18	C.Sims III fumbles, recovered by L.Floyd	R.A.	Upheld	
5	9/24/17	PIT	2	0:06	CHI 18	M.Cooper fumbles OB in EZ, touchback	R.A.	Reversed	Penalty on PIT J.Berry, Illegal Bat enforced at PIT 1
6	9/24/17	PIT	3	9:34	CHI 25	J.Howard fumbles, recovered by R.Shazier	R.A.	Upheld	
7	9/24/17	PIT	OT	9:14	CHI 27	T.Cohen ran OB at PIT 37 for 36 yds.	R.A.	Upheld	
8	9/28/17	at GB	1	1:01	OB 11	J.Vogel punts 47 yds. To CHI 42, downed by J.Janis	GB	Upheld	
9	9/28/17	at GB	3	9:52	CHI 40	A.Rodgers pass to M.Bennett for 6 yds.	CHI	Reversed	A.Rodgers pass to M.Bennett for 7 yds.
10	10/9/17	MIN	3	5:45	MIN 38	M.Trubisky pass to M.Wheaton for 13 yds.	MIN	Reversed	M.Trubisky pass incomplete
11									
12									
13									
14									
15									
16									
17									
18									
19									
20									
21									
22									
23									
24									
25									

Bears All-time Challenges

Year	Challenges	Reversed	Pct.
2017	1	1	100.0%
2016	6	2	33.3%
2015	4	1	25.0%
2014	2	1	50.0%
2013	5	3	60.0%
2012	4	1	25.0%
2011	6	4	66.7%
2010	6	1	16.7%
2009	10	2	20.0%
2008	10	4	40.0%
2007	6	3	50.0%
2006	9	3	33.3%
2005	8	1	12.5%
2004	10	4	40.0%
2003	6	2	33.3%
2002	5	3	60.0%
2001	4	1	25.0%
2000	5	2	40.0%
1999	5	2	40.0%
TOTAL	112	41	36.6%

Opponent All-time Challenges

Year	Challenges	Reversed	Pct.
2017	2	1	50.0%
2016	4	1	25.0%
2015	8	5	62.5%
2014	7	2	28.6%
2013	4	2	50.0%
2012	4	3	75.0%
2011	11	6	54.5%
2010	11	2	18.2%
2009	6	2	33.3%
2008	13	8	61.5%
2007	9	4	44.4%
2006	6	3	50.0%
2005	9	2	25.0%
2004	6	3	50.0%
2003	6	0	0.0%
2002	10	8	80.0%
2001	3	1	33.3%
2000	8	1	12.5%
1999	4	0	0.0%
TOTAL	130	54	41.5%

Replay Assistant All-time Challenges

Year	Challenges	Upheld in Bears favor	Reversed in Bears favor
2017	7	1	1
2016	4	0	1
2015	15	3	4
2014	19	4	3
2013	16	7	0
2012	23	7	5
2011	7	2	0
2010	7	4	0
2009	1	0	0
2008	9	2	2
2007	9	2	2
2006	7	3	3
2005	1	1	0
2004	1	0	0
2003	4	2	1
2002	8	3	0
2001	7	4	1
2000	7	2	1
1999	8	2	0
TOTAL	160	49	24



STATISTICS

CHICAGO BEARS 2017 WEEK-BY-WEEK NFL RANKINGS

OFFENSE								
Week	Total Yds per GM	Rush Yds per GM	Pass Yds per GM	1st DNs per GM	Points per GM	PCT had INT	Sacks per PA	3rd DN EFF
1	301.0	125.0	176.0	20.0	17.0	0.0%	0.10	38.5%
2	16	8	21t	12t	20t	1t	22t	15t
2	305.5	72.5	233.0	19.5	12.0	2.4%	0.06	44.4%
	21	26	15t	14t	25t	21t	10t	11
3	305.0	121.7	183.3	19.0	15.7	2.8%	0.07	41.0%
	21	8	27	17t	28	19	15	11
4	306.3	117.5	188.8	19.3	15.3	3.6%	0.06	41.2%
	23	12	27	18t	29	26	11	12
5	299.8	117.0	182.8	18.6	15.6	3.6%	0.05	38.1%
	27	12	28	20	30	28	8	17t
6								
7								
8								
9								
BYE								
10								
11								
12								
13								
14								
15								
16								
17								

SPECIAL TEAMS				
RETURNS				
Week	Punt Ret. Avg.	KR Avg.	Gross Punt Avg.	Net Punt Avg.
1	15.0	23.3	48.8	40.0
	4	8	7	19
2	11.0	22.6	51.5	41.4
	7	12	2	14t
3	9.2	22.8	48.5	41.6
	13	12	6	15
4	7.8	23.4	48.6	42.6
	12	9	4	9
5	7.3	20.8	47.2	39.6
	18	19	11	27
6				
7				
8				
9				
BYE				
10				
11				
12				
13				
14				
15				
16				
17				

DEFENSE								
Week	Total Yds per GM	Rush Yds per GM	Pass Yds per GM	1st DNs per GM	Points per GM	PCT had INT	Sacks per PA	3rd DN EFF
1	372.0	64.0	308.0	18.0	23.0	0.0%	0.06	45.5%
	25	10t	27	11	19t	19t	15	21
2	341.5	90.5	251.0	20.0	26.0	0.0%	0.07	50.0%
	25	15	24	20t	28	24t	19	26t
3	321.7	83.7	238.0	19.7	23.0	0.0%	0.07	45.9%
	12	9	20	19t	21t	27t	15	26
4	306.3	85.5	220.8	19.0	26.0	0.0%	0.07	47.1%
	8	6	15	13t	27	29t	18	30
5	305.0	100.2	204.8	18.6	24.8	0.0%	0.08	45.5%
	6	13	8	10t	25t	30t	10	28
6								
7								
8								
9								
BYE								
10								
11								
12								
13								
14								
15								
16								
17								

COVERAGE				
Week	Punt Ret. Avg.	KR Avg.	Gross Punt Avg.	Net Punt Avg.
1	12.0	11.0	59.3	44.3
	26	10t	30	24t
2	13.7	11.0	54.0	44.8
	27	4	31	31
3	9.3	17.5	47.9	41.1
	23	7	26	17
4	8.7	17.5	47.8	42.7
	24	3	28	24
5	10.2	21.5	46.5	41.6
	25	14t	23	18
6				
7				
8				
9				
BYE				
10				
11				
12				
13				
14				
15				
16				
17				



STATISTICS

CHICAGO BEARS 2017 RECORD WHEN ...

SITUATIONS	2008	2009	2010	2011	2012	2013	2014	2015	2016	2017
REGULAR SEASON	9 - 7	7 - 9	11 - 5	8 - 8	10 - 6	8 - 8	5 - 11	6 - 10	3 - 13	1 - 4
POST-SEASON			1 - 1							
HOME	6 - 2	5 - 3	5 - 3	5 - 3	5 - 3	5 - 3	2 - 6	1 - 7	3 - 5	1 - 2
ROAD	3 - 5	2 - 6	6 - 2	3 - 5	5 - 3	3 - 5	3 - 5	5 - 3	0 - 8	0 - 2
vs. NFC Central/North	4 - 2	3 - 3	5 - 1	3 - 3	3 - 3	2 - 4	1 - 5	1 - 5	2 - 4	0 - 2
HOME	3 - 0	2 - 1	3 - 0	2 - 1	2 - 1	1 - 2	1 - 2	0 - 3	2 - 1	0 - 1
ROAD	1 - 2	1 - 2	2 - 1	1 - 2	1 - 2	1 - 2	0 - 3	1 - 2	0 - 3	0 - 1
vs. NFC	7 - 5	5 - 7	8 - 4	7 - 5	7 - 5	4 - 8	4 - 8	3 - 9	3 - 9	0 - 4
HOME	5 - 1	3 - 3	4 - 2	4 - 2	4 - 2	3 - 3	2 - 4	0 - 7	3 - 3	0 - 2
ROAD	2 - 4	2 - 4	4 - 2	3 - 3	3 - 3	1 - 5	2 - 4	3 - 2	0 - 6	0 - 2
vs. AFC	2 - 2	2 - 2	3 - 1	1 - 3	3 - 1	4 - 0	1 - 3	3 - 1	0 - 4	1 - 0
HOME	1 - 1	2 - 0	1 - 1	1 - 1	1 - 1	2 - 0	0 - 2	1 - 1	0 - 2	1 - 0
ROAD	1 - 1	0 - 2	2 - 0	0 - 2	2 - 0	2 - 0	1 - 1	2 - 0	0 - 2	0 - 0
OUTDOORS	7 - 5	6 - 7	8 - 5	7 - 6	8 - 5	8 - 5	4 - 10	5 - 9	3 - 8	1 - 4
DOMES	2 - 2	1 - 2	3 - 0	1 - 2	2 - 1	0 - 3	1 - 1	1 - 1	0 - 5	0 - 0
NATURAL GRASS	6 - 5	5 - 4	7 - 3	6 - 5	8 - 4	7 - 5	3 - 7	4 - 7	3 - 8	1 - 3
ARTIFICIAL SURFACE	3 - 2	2 - 5	4 - 2	2 - 3	2 - 2	1 - 3	2 - 4	2 - 3	0 - 7	0 - 1
Positive Turnover Margin	4 - 1	6 - 1	7 - 0	4 - 2	9 - 3	5 - 0	4 - 2	2 - 2	1 - 2	0 - 0
Negative Turnover Margin	2 - 2	0 - 6	3 - 2	1 - 4	1 - 3	2 - 4	1 - 9	3 - 5	1 - 10	0 - 3
Equal Turnover Margin	3 - 4	1 - 2	1 - 3	3 - 2	0 - 0	1 - 4	0 - 0	1 - 3	1 - 1	1 - 1
SCORE FIRST	6 - 5	4 - 1	6 - 3	5 - 3	7 - 2	3 - 3	1 - 3	1 - 3	2 - 6	1 - 1
OPP. SCORES FIRST	3 - 2	3 - 8	5 - 2	3 - 5	3 - 4	5 - 5	4 - 8	5 - 7	1 - 7	0 - 3
ALLOW 0-17 POINTS	5 - 0	3 - 1	6 - 3	4 - 2	5 - 2	0 - 0	3 - 1	3 - 1	3 - 1	1 - 0
ALLOW 18+ POINTS	4 - 7	4 - 8	5 - 2	4 - 6	5 - 4	8 - 8	2 - 10	3 - 9	0 - 12	0 - 4
SCORE 0-17 POINTS	0 - 4	2 - 7	1 - 4	1 - 6	1 - 6	0 - 1	0 - 7	1 - 2	1 - 9	0 - 3
SCORE 18+ POINTS	9 - 3	5 - 2	10 - 1	7 - 2	9 - 0	8 - 7	5 - 4	5 - 8	2 - 4	1 - 1
3-POINT GAMES OR LESS	2 - 3	1 - 0	2 - 2	0 - 1	2 - 0	3 - 2	0 - 1	3 - 4	1 - 3	0 - 1
7-POINT GAMES OR LESS	5 - 5	3 - 5	6 - 3	4 - 2	2 - 3	5 - 2	0 - 4	4 - 6	0 - 3	1 - 2
IN OVERTIME	2 - 1	1 - 0	0 - 0	0 - 1	0 - 1	1 - 1	0 - 1	0 - 2	0 - 0	1 - 0
WIN COIN TOSS	4 - 5	5 - 1	6 - 5	4 - 5	5 - 4	4 - 4	3 - 5	2 - 5	2 - 5	1 - 3
LOSE COIN TOSS	5 - 2	2 - 8	5 - 0	4 - 3	5 - 2	4 - 4	2 - 6	4 - 5	1 - 8	0 - 1
LEAD AFTER 1st QTR	6 - 4	3 - 0	6 - 0	6 - 1	8 - 1	2 - 3	1 - 2	1 - 0	2 - 4	1 - 1
TRAIL AFTER 1st QTR	0 - 3	3 - 5	3 - 2	1 - 3	0 - 3	3 - 3	3 - 5	4 - 9	1 - 7	0 - 3
TIED AFTER 1st QTR	3 - 0	1 - 4	2 - 3	1 - 4	2 - 2	3 - 2	1 - 4	1 - 1	0 - 2	0 - 0
LEAD @ HALFTIME	7 - 1	4 - 0	6 - 2	8 - 2	8 - 0	5 - 0	3 - 1	4 - 1	3 - 3	1 - 0
TRAIL @ HALFTIME	2 - 5	1 - 9	4 - 3	0 - 5	1 - 6	2 - 7	2 - 8	2 - 7	0 - 9	0 - 3
TIED @ HALFTIME	0 - 1	2 - 0	1 - 0	0 - 1	1 - 0	1 - 1	0 - 2	0 - 2	0 - 1	0 - 1
LEAD AFTER 3rd QTR	7 - 2	6 - 3	8 - 0	7 - 1	9 - 1	4 - 2	4 - 2	2 - 1	3 - 2	1 - 0
TRAIL AFTER 3rd QTR	2 - 5	1 - 6	3 - 4	1 - 7	1 - 5	3 - 6	1 - 8	4 - 7	0 - 11	0 - 4
TIED AFTER 3rd QTR	0 - 0	0 - 0	0 - 1	0 - 0	0 - 0	1 - 0	0 - 1	0 - 2	0 - 0	0 - 0
TOTAL NET YARDS										
0-200	0 - 0	0 - 1	0 - 2	0 - 1	0 - 3	0 - 0	0 - 0	0 - 1	0 - 1	0 - 0
201-300	4 - 5	3 - 5	5 - 1	2 - 4	5 - 1	1 - 1	3 - 5	1 - 1	0 - 4	0 - 1
301-400	4 - 1	3 - 2	5 - 2	6 - 1	3 - 1	3 - 3	0 - 4	4 - 6	1 - 4	1 - 3
401+	1 - 1	1 - 1	1 - 0	0 - 2	2 - 1	4 - 4	2 - 2	1 - 2	2 - 4	0 - 0
TOTAL RUSHING YARDS										
0-74	3 - 1	1 - 5	1 - 4	0 - 2	0 - 0	0 - 2	2 - 6	0 - 0	0 - 4	0 - 1
75-99	3 - 3	1 - 2	1 - 0	3 - 1	2 - 2	1 - 2	1 - 2	2 - 6	0 - 5	0 - 0
100-124	0 - 2	2 - 1	6 - 1	2 - 2	3 - 3	3 - 1	1 - 0	2 - 2	1 - 1	0 - 2
125-149	0 - 0	1 - 1	2 - 0	0 - 0	1 - 1	2 - 3	1 - 1	0 - 0	1 - 2	0 - 1
150+	3 - 1	2 - 0	1 - 0	3 - 3	4 - 0	2 - 0	0 - 2	2 - 2	1 - 1	1 - 0
100-YARD RUSHER	3 - 0	2 - 0	3 - 0	3 - 3	3 - 0	3 - 2	1 - 2	0 - 1	3 - 4	1 - 0
NET PASSING YARDS										
0-149	3 - 2	1 - 2	1 - 3	3 - 3	2 - 4	0 - 0	1 - 0	0 - 1	0 - 2	1 - 0
150-199	3 - 2	2 - 2	5 - 0	0 - 1	3 - 0	1 - 1	2 - 4	2 - 4	1 - 2	0 - 2
200-249	1 - 2	1 - 1	3 - 1	2 - 3	2 - 1	2 - 2	0 - 1	2 - 2	1 - 3	0 - 1
250-299	1 - 1	3 - 2	1 - 1	3 - 1	1 - 0	4 - 1	0 - 4	1 - 2	1 - 1	0 - 1
300+	1 - 0	0 - 2	1 - 0	0 - 0	2 - 1	1 - 4	2 - 2	1 - 1	0 - 5	0 - 0
300-YARD PASSER	1 - 0	0 - 3	1 - 0	1 - 1	1 - 0	1 - 4	2 - 2	1 - 2	1 - 6	0 - 1
100-YARD RECEIVER	0 - 1	1 - 2	2 - 1	0 - 2	5 - 3	4 - 6	3 - 4	2 - 4	1 - 6	0 - 0

**STATISTICS****UPDATED SERIES RECORDS**

Includes Postseason

NFC EAST	W	L	T	PCT.	PF	PA	LG W STRK	LONG L STRK	CURRENT STRK
Dallas	11	15	0	0.423	493	561	3	6	L2
N.Y. Giants	33	23	2	0.589	1011	854	5	4	L1
Philadelphia	30	13	1	0.698	926	658	11	5	L2
Washington	23	26	1	0.469	1070	934	6	7	L7
Div. Totals	97	77	4	0.557	3500	3007			

NFC NORTH	W	L	T	PCT.	PF	PA	LG W STRK	LONG L STRK	CURRENT STRK
Chicago	--	--	--	--	--	--	--	--	--
Detroit	97	72	5	0.574	3375	3105	11	6	L1
Green Bay	94	95	6	0.497	3345	3370	8	10	L3
Minnesota	52	59	2	0.468	2206	2379	6	8	L2
Div. Totals	243	226	13	0.518	8926	8854			

NFC WEST	W	L	T	PCT.	PF	PA	LG W STRK	LONG L STRK	CURRENT STRK
Arizona	58	28	6	0.674	1718	1175	9	4	L1
Los Angeles	53	36	3	0.594	2139	1847	8	5	W1
San Francisco	30	33	1	0.476	1293	1466	3	6	W1
Seattle	6	11	0	0.353	352	381	2	4	L3
Div. Totals	147	108	10	0.576	5502	4869			

NFC SOUTH	W	L	T	PCT.	PF	PA	LG W STRK	LONG L STRK	CURRENT STRK
Atlanta	14	13	0	0.519	515	470	5	5	L1
Carolina	5	4	0	0.556	200	191	3	2	L1
New Orleans	15	14	0	0.517	603	559	4	3	L3
Tampa Bay	38	20	0	0.655	1231	952	12	6	L2
Div. Totals	72	51	0	0.585	2549	2172			

NFC TOTALS	559	462	29	0.547	20477	18902			
-------------------	------------	------------	-----------	--------------	--------------	--------------	--	--	--

AFC EAST	W	L	T	PCT.	PF	PA	LG W STRK	LONG L STRK	CURRENT STRK
Buffalo	7	5	0	0.583	240	185	2	2	L1
Miami	4	8	0	0.333	208	304	2	4	L1
New England	4	9	0	0.308	219	298	3	4	L4
N.Y. Jets	8	3	0	0.727	221	168	4	2	W4
Div. Totals	23	25	0	0.479	888	955			

AFC NORTH	W	L	T	PCT.	PF	PA	LG W STRK	LONG L STRK	CURRENT STRK
Baltimore	3	2	0	0.600	70	77	1	1	W1
Cincinnati	4	6	0	0.400	181	188	2	2	W1
Cleveland	6	9	0	0.400	277	379	2	3	W2
Pittsburgh	22	7	1	0.759	610	407	10	3	W3
Div. Totals	35	24	1	0.593	1138	1051			

AFC WEST	W	L	T	PCT.	PF	PA	LG W STRK	LONG L STRK	CURRENT STRK
Denver	7	8	0	0.467	291	0	3	2	L2
Kansas City	7	5	0	0.583	185	224	3	1	W1
Oakland	7	7	0	0.500	256	249	3	3	W1
San Diego	7	5	0	0.353	204	232	3	3	W2
Div. Totals	28	25	0	0.528	936	705			

AFC SOUTH	W	L	T	PCT.	PF	PA	LG W STRK	LONG L STRK	CURRENT STRK
Houston	0	4	0	0.000	49	91	0	5	L5
Indianapolis	19	24	0	0.442	889	927	6	7	L1
Jacksonville	4	3	0	0.571	169	116	1	1	L1
Tennessee	6	6	0	0.500	259	272	3	2	L1
Div. Totals	29	37	0	0.439	1366	1406			

AFC TOTALS	115	111	1	0.509	4328	4117			
-------------------	------------	------------	----------	--------------	-------------	-------------	--	--	--



38 ADRIAN AMOS

Ht: 6-0

Wt: 214

Age: 24

College: Penn State

Bears Season: 3

NFL Season: 3

Acquired: 5th round of the 2015 draft (142nd overall)

SAFETY

PRO CAREER: Appeared in 36 games with 32 starts over three seasons with the Chicago Bears (2015-17), producing 184 tackles, 1.0 sack, 5 TFLs, 8 pass breakups, 1 forced fumble and 1 fumble recovery ... added 4 tackles on special teams ... named to Mel Kiper and the PFWA's all-Rookie teams following a 2015 season in which he started all 16 games, collecting a team-high 108 tackles, including 1 sack, 3 TFLs and 4 PBU's ... became the first Bears rookie to lead the team in defensive tackles (based on coaches review) since Brian Urlacher (2000).

HONORS AND AWARDS: 2015: All-Rookie (PFWA & Mel Kiper); Brian Piccolo Award.

2017 SEASON: Appeared in five games (2 starts), recording 16 tackles.

2017 CHICAGO BEARS

Date	W/L	Opponent	Tkls-S	Sk-YL	INT-Yds	PD	FF	FR	TFL
9/10	L	ATL	0-0	0-0	0-0	0	0	0	0
9/17	L	at TB	0-0	0-0	0-0	0	0	0	0
9/24	W	PIT	0-0	0-0	0-0	0	0	0	0
9/28*	L	at GB	8-7	0-0	0-0	0	0	0	0
10/9*	L	MIN	8-8	0-0	0-0	0	0	0	0
10/15		at BAL							
10/22		CAR							
10/29		at NO							
11/12		GB							
11/19		DET							
11/26		at PHI							
12/3		SF							
12/10		at CIN							
12/16		at DET							
12/24		CLE							
12/31		at MIN							
Totals	0-2		16-15	0-0	0-0	0	0	0	0

*Denotes Game Started

ADRIAN AMOS' NFL STATISTICS

REGULAR SEASON

Year	Team	GP	GS	Tackles					Interceptions				Fumbles			Misc.		
				Tot	S	A	Sk	Yds	No	Yds	Lg	TD	PD	FF	FR	Yds	TFL	STT
2015	Chicago	16	16	108	78	30	1.0	7.0	0	0	-	0	4	0	0	0	3.0	1
2016	Chicago	15	14	60	50	10	0.0	0.0	0	0	-	0	4	1	1	21	2.0	3
2017	Chicago	5	2	16	15	1	0.0	0.0	0	0	-	0	0	0	0	0	0.0	0
NFL totals		36	32	184	143	41	1.0	7.0	0	0	-	0	8	1	1	21	5.0	4

SEASON / CAREER / PLAYOFF HIGHS

	2017	Career	Playoff
Tackles	8, twice	11, twice	None
Solos	8, vs. MIN (10/9)	9, vs. WAS (12/13/15)	None
Tackles For Loss	None	1, five times	None
Interceptions	None	None	None
Sacks	None	1, vs. DEN (11/22/15)	None



20 PRINCE AMUKAMARA

Ht: 6-0**Wt:** 202**Age:** 28**College:** Nebraska**Bears Season:** 1**NFL Season:** 7**Acquired:** Unrestricted free agent in 2017 (JAX)

DEFENSIVE BACK

PRO CAREER: Appeared in 72 contests with 58 starts over seven seasons for the New York Giants (2011-15), Jacksonville Jaguars (2016) and Chicago Bears (2017) ... compiled 317 tackles, 7 interceptions, 51 pass breakups, 3 forced fumbles, 2 fumble recoveries and 7 TFLs ... won a Super Bowl as a rookie for the New York Giants in 2011.

2017 SEASON: Appeared in three games (one start), recording 7 tackles and 2 pass defenses. Inactive for Games 1 and 2.

PREVIOUS SEASONS: **2016:** Appeared in 14 games with 12 starts for the Jacksonville Jaguars, recording 49 tackles, 6 pass breakups and 1 TFL. **2015:** Played in 11 games with 10 starts and totaled 63 tackles (55 solo), 9 passes defended, 1 interception, 1 forced fumble and 1 fumble recovery ... missed five games due to a pectoral injury. **2014:** Started each of the season's first eight games ... recorded 46 tackles and a career-high 3 interceptions which tied for 2nd on the team. Suffered a torn right bicep on 11/3 vs. Indianapolis and was put on injured reserve. **2013:** Started every game for the first time in his career ... finished 4th on the team with 83 tackles and was second with 14 passes defended. **2012:** Played in 13 games with 11 starts at RCB ... finished the season with 59 tackles, 1 interception and 6 passes defended. **2011:** Played in the final seven regular season games and all four postseason contests as a rookie for the Super Bowl winning New York Giants, recording 14 tackles, 1 interception, 2 pass breakups and 1 fumble recovery ... season was shortened because of a fractured foot suffered in training camp.

2017 CHICAGO BEARS

Date	W/L	Opponent	Tkls-S	Sk-YL	INT-Yds	PD	FF	FR	TFL
9/10	L	ATL			INACTIVE				
9/17	L	at TB			INACTIVE				
9/24	W	PIT	3-2	0-0	0-0	2	0	0	0
9/28	L	at GB	0-0	0-0	0-0	0	0	0	0
10/9*	L	MIN	4-4	0-0	0-0	0	0	0	0
10/15		at BAL							
10/22		CAR							
10/29		at NO							
11/12		GB							
11/19		DET							
11/26		at PHI							
12/3		SF							
12/10		at CIN							
12/16		at DET							
12/24		CLE							
12/31		at MIN							
Totals	0-1		7-6	0-0	0-0	2	0	0	0

*Denotes Game Started



PRINCE AMUKAMARA'S NFL STATISTICS

REGULAR SEASON

Year	Team	GP	GS	Tackles					Interceptions					Fumbles			Misc.	
				Tot	S	A	Sk	Yds	No	Yds	Lg	TD	PD	FF	FR	Yds	TFL	STT
2011	N.Y. Giants	7	0	14	12	2	0.0	0.0	1	0	0	0	3	0	1	0	0.0	0
2012	N.Y. Giants	13	11	59	45	14	0.0	0.0	1	0	0	0	6	0	0	0	1.0	0
2013	N.Y. Giants	16	16	83	72	11	0.0	0.0	1	-4	-4	0	14	2	0	0	4.0	0
2014	N.Y. Giants	8	8	46	37	9	0.0	0.0	3	66	38	0	11	0	0	0	0.0	0
2015	N.Y. Giants	11	10	63	55	8	0.0	0.0	1	6	6	0	9	1	1	0	1.0	0
2016	Jacksonville	14	12	49	46	3	0.0	0.0	0	0	-	0	5	0	0	0	1.0	0
2017	Chicago	3	1	7	6	1	0.0	0.0	0	0	-	0	2	0	0	0	0.0	0
NFL totals		72	58	317	277	40	0.0	0.0	7	68	38	0	51	3	2	0	7.0	0

POSTSEASON

Year	Team	GP	GS	Tackles					Interceptions					Fumbles			Misc.	
				Tot	S	A	Sk	Yds	No	Yds	Lg	TD	PD	FF	FR	Yds	TFL	STT
2011	N.Y. Giants	4	0	3	2	1	0.0	0.0	0	0	-	0	0	0	0	0	0.0	0

SEASON / CAREER / PLAYOFF HIGHS

	2017	Career	Playoff
Tackles	4, vs. MIN (10/9)	10, twice	2, vs. ATL (1/8/12)
Solos	4, vs. MIN (10/9)	10, vs. DEN (9/15/13)	1, twice
Tackles For Loss	None	1, seven times	None
Sacks	None	None	None
Interceptions	None	1, 7 times	None



58 JONATHAN ANDERSON

Ht: 6-1**Wt:** 235**Age:** 26**College:** TCU**Bears Season:** 3**NFL Season:** 3**Acquired:** Undrafted free agent in 2015

LINEBACKER

PRO CAREER: In his third season, appeared in 23 contests with 3 starts for the Bears (2015-17) ... compiled 47 tackles, 1 interception, 5 pass breakups and 2 TFLs ... tallied 8 STTs ... in 2015, and teammate Harold Jones-Quartey became the first pair of undrafted rookies to record interceptions in the same season in Bears history.

2017 SEASON: Has played in four games for the Bears this season, making four tackles, three coming against Minnesota.

PREVIOUS SEASONS: 2016: Appeared in 8 games (Games 1-3, 11-14 & 16), recording 3 tackles and 5 special teams tackles ... spent Weeks 4-12 on the practice squad. **2015:** Finished his rookie campaign recording 40 tackles, 1 interception, 5 pass breakups and 2 TFLs ... 40 tackles ranked 2nd among Bears rookies and 5 pass breakups led the Bears LB corps ... he and Harold Jones-Quartey became the first pair of undrafted rookies to record interceptions in the same season in Bears history.

2017 CHICAGO BEARS

Date	W/L	Opponent	Tkls-S	Sk-YL	INT-Yds	PD	FF	FR	TFL
9/10	L	ATL	NOT ACTIVE						
9/17	L	at TB	1-1	0-0	0-0	0	0	0	0
9/24	W	PIT	0-0	0-0	0-0	0	0	0	0
9/28	L	at GB	0-0	0-0	0-0	0	0	0	0
10/9	L	MIN	3-2	0-0	0-0	0	0	0	0
10/15		at BAL							
10/22		CAR							
10/29		at NO							
11/12		GB							
11/19		DET							
11/26		at PHI							
12/3		SF							
12/10		at CIN							
12/16		at DET							
12/24		CLE							
12/31		at MIN							
Totals			4-3	0-0	0-0	0	0	0	0

*Denotes Game Started



4 CONNOR BARTH

Ht: 5-11

Age: 31

Bears Season: 2

Acquired: Waived FA in 2016 (NO)

Wt: 190

College: North Carolina

NFL Season: 10

KICKER

PRO CAREER: Enters his 10th NFL season, appearing in 104 games with the Chiefs (2008), Buccaneers (2009-12, 2015), Broncos (2014) and Bears (2016-17) ... made 159 of 191 career field goals and 213 of 215 extra points ... saw action in one postseason contest with Denver in 2014, converting 2 of 2 field goals.

2017 SEASON: 2-4 on field goals (long of 54) and 8-8 on PATs.

PREVIOUS SEASONS: 2016: Appeared in 16 games for the Bears ... made 18 of 23 field goals (78.3%) ... made 30 of 31 PATs and totaled 85 points ... made a long field goal of 54. **2015:** Appeared in 12 games for the Buccaneers ... made 23 of 28 field goals (82.1%) ... made 25 of 26 PATs ... made a long of 53. **2014:** Appeared in 5 games for the Broncos ... made 15 of 16 field goals (93.8%) ... made 15 of 15 PATs ... made a long of 50. **2012:** Appeared in 15 games for the Buccaneers ... made 28 of 33 field goals (84.8%) ... made 39 of 39 PATs ... made a career long of 57. **2011:** Appeared in 16 games for the Buccaneers ... made 26 of 28 field goals (92.9%) ... Made 23 of 23 PATs ... made a long of 55. **2010:** Appeared in 16 games for the Buccaneers ... made 23 of 28 field goals (82.1%) ... made 36 of 36 PATs ... made a long of 53. **2009:** Appeared in 9 games for the Buccaneers ... made 14 of 19 field goals (73.7%) ... made 12 of 12 PATs ... made a long of 54. **2008:** Appeared in 10 games for the Chiefs ... made 10 of 12 field goals (83.3%) ... Made 24 of 24 PATs ... made a long of 45.

2017 CHICAGO BEARS

Date	W/L	Opp.	PAT	FG	PTS	FGs (Missed)
9/10	L	ATL	2-2	1-1	5	54
9/17	L	at TB	1-1	0-0	1	
9/24	W	PIT	2-2	1-2	5	24, (47)
9/28	L	at GB	2-2	0-1	2	(47)
10/9	L	MIN	1-1	0-0	1	
10/15		at BAL				
10/22		CAR				
10/29		at NO				
11/12		GB				
11/19		DET				
11/26		at PHI				
12/3		SF				
12/10		at CIN				
12/16		at DET				
12/24		CLE				
12/31		at MIN				
Totals			8-8	2-4	14	



CONNOR BARTH'S NFL STATISTICS

REGULAR SEASON

Year	Team	GP	FG-FGA	Pct	Lg	Blk	XP-XPA	Pct	Blk	Points
2008	Kansas City	10	10-12	83.3	45	0	24-24	100.0	0	54
2009	Tampa Bay	9	14-19	73.7	54	0	12-12	100.0	0	54
2010	Tampa Bay	16	23-28	82.1	53	0	36-36	100.0	0	105
2011	Tampa Bay	16	26-28	92.9	55	0	23-23	100.0	0	101
2012	Tampa Bay	15	28-33	84.8	57	0	39-39	100.0	0	123
2014	Denver	5	15-16	93.8	50	0	15-15	100.0	0	60
2015	Tampa Bay	12	23-28	82.1	53	0	25-26	96.2	0	94
2016	Chicago	16	18-23	78.3	54	1	31-32	96.9	0	85
2017	Chicago	5	2-4	50.0	54	0	8-8	100.0	0	14
NFL Totals		104	159-191	83.2	57	1	213-215	99.1	0	690

ADDITIONAL STATS: Special Teams Tackles -- 15; 2005 (2), 2006 (2), 2007 (1), 2008 (2), 2009 (3), 2010 (3), 2013 (1), 2015 (1). **Punting -- 3 for 86 yards;** 2005 (1 for 28 yards), 2007 (2 for 58 yards).


Year	Team	1-19	Pct	20-29	Pct	30-39	Pct	40-49	Pct	50+	Pct
2008	Kansas City	0-0	-	6-6	100.0	3-4	75.0	1-1	100.0	0-1	0.0
2009	Tampa Bay	0-0	-	2-2	100.0	4-6	66.7	5-7	71.4	3-4	75.0
2010	Tampa Bay	0-0	-	6-6	100.0	10-10	100.0	6-10	60.0	1-2	50.0
2011	Tampa Bay	0-0	-	5-5	100.0	6-6	100.0	13-14	92.9	2-3	66.7
2012	Tampa Bay	0-0	-	7-7	100.0	3-4	75.0	12-13	92.3	6-9	66.7
2014	Denver	2-2	100.0	4-4	100.0	5-5	100.0	3-4	75.0	1-1	100.0
2015	Tampa Bay	0-0	-	9-9	100.0	8-8	100.0	3-6	50.0	3-5	60.0
2016	Chicago	0-0	-	7-8	87.5	7-8	87.5	3-4	75.0	1-3	33.3
2017	Chicago	0-0	-	1-1	-	0-0	-	0-2	-	1-1	100.0
NFL Totals		2-2	100.0	47-48	97.9	46-51	90.2	46-61	75.4	18-29	62.1

POSTSEASON

Year	Team	GP	FG-FGA	Pct	Lg	Blk	XP-XPA	Pct	Blk	Points	
2014	Denver	1	2-2	100.0	45	0	1-1	100.0	0	7	
Postseason		1	2-2	100.0	45	0	1-1	100.0	0	7	
Year	Team	1-19	Pct	20-29	Pct	30-39	Pct	40-49	Pct	50+	Pct
2014	Denver	0-0	-	0-0	-	0-0	-	2-2	100.0	0-0	-
Postseason		0-0	-	0-0	-	0-0	-	2-2	100.0	0-0	-

SEASON / CAREER / PLAYOFF HIGHS

	2017	Career	Playoff
FG Attempts	2, vs. PIT (9/24)	5, four times	2, vs. IND (1/11/15)
Made FGs	1, twice	5, two times	2, vs. IND (1/11/15)
Longest FG	54, vs. ATL (9/10)	57, vs. WAS (9/30/12)	45, vs. IND (1/11/15)
PAT Attempts	2, twice	6, twice	1, vs. IND (1/11/15)
Made PATs	2, twice	6, twice	1, vs. IND (1/11/15)
Points	5, twice	17, at KC (11/30/14)	7, vs. IND (1/11/15)



15 JOSHUA BELLAMY

Ht: 6-0

Wt: 211

Age: 28

College: Louisville

Bears Season: 4

NFL Season: 4

Acquired: Waived free agent in 2014 (NO)

WIDE RECEIVER

PRO CAREER: Appeared in 49 games (7 starts) in five seasons with Kansas City (2012), Washington (2013) and Chicago (2014-17), hauling in 48 receptions for 620 yards (12.9 avg) and 3 touchdowns ... coming off a career-high 282 receiving yards in 2016 ... has 6 kickoff returns for 128 yards (21.3 avg), 15 STTs and 1 opponent fumble recovery on a muffed punt.

2017 SEASON: Appeared in five games (two starts), catching 10 passes for 114 yards (11.4 avg).

HONORS AND AWARDS: 2016: Brian Piccolo Award.

2017 CHICAGO BEARS

Date	W/L	Opp.	Rec	Yds	Avg	Long	TD
9/10	L	ATL	3	27	9.0	14	0
9/17*	L	at TB	4	51	12.8	17	0
9/24	W	PIT	0	0	0.0	-	0
9/28*	L	at GB	3	36	12.0	15	0
10/9	L	MIN	0	0	0.0	-	0
10/15		at BAL					
10/22		CAR					
10/29		at NO					
11/12		GB					
11/19		DET					
11/26		at PHI					
12/3		SF					
12/10		at CIN					
12/16		at DET					
12/24		CLE					
12/31		at MIN					
Totals	0-2		10	114	11.4	17	0

*Denotes Game Started

JOSH BELLAMY'S NFL STATISTICS

REGULAR SEASON

Year	Team	GP-GS	Rec	Yds	Avg	Lg	TD	Rush	Yds	Avg	Lg	TD	STT
2012	Kansas City	3-0	0	0	-	-	0	0	0	-	-	0	0
2013	Washington	5-0	0	0	-	-	0	0	0	-	-	0	0
2014	Chicago	4-0	0	0	-	-	0	0	0	-	-	0	0
2015	Chicago	16-3	19	224	11.8	48t	2	0	0	-	-	0	10
2016	Chicago	16-2	19	282	14.8	31	1	4	37	9.3	22	0	5
2017	Chicago	5-2	10	114	11.4	14	0	0	0	0.0	-	0	0
Bears totals		41-7	48	620	12.9	48t	3	4	37	9.3	22	0	15
NFL totals		49-7	48	620	12.9	48t	3	4	37	9.3	22	0	15

ADDITIONAL STATS: Kickoff Returns-- 6 for 113; 2012 KC (5 for 101); 2015 CHI (1 for 12).

SEASON / CAREER / PLAYOFF HIGHS

	2017	Career	Playoff
Receptions.....	4, at TB (9/17)	6, at KC (10/11/15)	None
Receiving Yards.....	51, at TB (9/17)	Same	None
Longest Reception.....	17, at TB (9/17)	48t, vs. ARI (9/20/15)	None
Receiving TDs.....	None	1, three times	None



85 DANIEL BROWN

Ht: 6-5**Age:** 24**Bears Season:** 2**Acquired:** Waived FA gent in 2016 (BAL)**Wt:** 243**College:** James Madison**NFL Season:** 3

TIGHT END

PRO CAREER: Owns 22 receptions for 188 yards (8.5 avg) and 1 touchdown in 17 games (4 starts) over two NFL seasons with the Baltimore Ravens (2015) and Chicago Bears (2016) ... coming off of career-highs in receptions (16) and yards (124).

2017 SEASON: Appeared in three games as a reserve, inactive for Game 3.

PREVIOUS SEASONS: 2016: Appeared in 8 games with 3 starts after being claimed off waivers by the Ravens ... caught 16 passes for 124 yards (7.8 avg) and 1 touchdown with the Bears ... caught the game's opening touchdown against the Tennessee Titans (11/27). **2015:** Recorded 64 yards on 6 receptions (10.7 avg.) for the league's No. 8 passing attack (266.9 ypg) ... established career highs in receptions (5) and receiving yards (47), including a 31-yard career long, in his first-career start vs. Seattle (12/13) ... secured his first-career reception for 17 yards on a fourth-quarter scoring drive at Miami (12/6) ... caught a 52-yard TD reception on Baltimore's second possession that was nullified by a disputed offensive pass interference call ... made NFL debut at Cleveland (11/30).

2017 CHICAGO BEARS

Date	W/L	Opp.	Rec	Yds	Avg	Long	TD	
9/10	L	ATL	0	0	0.0	-	0	
9/17	L	at TB	0	0	0.0	-	0	
9/24	W	PIT	INACTIVE					
9/28	L	at GB	INACTIVE					
10/9	L	MIN	0	0	0.0	-	0	
10/15		at BAL						
10/22		CAR						
10/29		at NO						
11/12		GB						
11/19		DET						
11/26		at PHI						
12/3		SF						
12/10		at CIN						
12/16		at DET						
12/24		CLE						
12/31		at MIN						
Totals	0-0		0	0	0.0	0	0	

*Denotes Game Started


DANIEL BROWN'S NFL STATISTICS

REGULAR SEASON

Year	Team	GP-GS	Rec	Yds	Avg	Lg	TD
2015	Baltimore	6-1	6	64	10.7	31	0
2016	Chicago	8-3	16	124	7.8	12	1
2017	Chicago	3-0	0	0	0.0	0	0
NFL Totals		17-4	22	188	8.5	31	1

SEASON / CAREER / PLAYOFF HIGHS

	2017	Career	Playoff
Receptions	None	Same	None
Receiving Yards	None	47, at SEA (12/13/15)	None
Longest Reception	None	31, at SEA (12/13/15)	None
Receiving TDs	None	Same	None



90 JONATHAN BULLARD

Ht: 6-3 **Wt:** 290
Age: 24 **College:** Florida
Bears Season: 2 **NFL Season:** 2
Acquired: 2nd round of the 2014 draft (51st overall)

DEFENSIVE LINE

PRO CAREER: Appeared in 19 games (1 start) for the Bears over two seasons (2015-16) ... totaled 28 tackles, 1 sack, 1 pass defense and 3 TFLs ... made NFL debut against Houston (9/11/16) and made first career sack at Indianapolis (10/9/16).

2017 SEASON: Appeared in four games as a reserve, recording 4 tackles and one pass defense.

2016 SEASON: Totaled 24 tackles, 1 sack, 3 TFLs ... one of three Bears rookies to record a sack.

2017 CHICAGO BEARS

Date	W/L	Opponent	Tkls-S	Sk-YL	INT-Yds	PD	FF	FR	TFL
9/10	L	ATL	0-0	0-0	0-0	0	0	0	0
9/17	L	at TB	1-1	0-0	0-0	0	0	0	0
9/24	W	PIT	2-2	0-0	0-0	0	0	0	0
9/28	L	at GB	0-0	0-0	0-0	1	0	0	0
10/9	L	MIN	1-1	0-0	0-0	0	0	0	0
10/15		at BAL							
10/22		CAR							
10/29		at NO							
11/12		GB							
11/19		DET							
11/26		at PHI							
12/3		SF							
12/10		at CIN							
12/16		at DET							
12/24		CLE							
12/31		at MIN							
Totals	0-0		4-4	0-0	0-0	1	0	0	0

*Denotes Game Started

JONATHAN BULLARD'S CAREER STATISTICS

REGULAR SEASON

Year	Team	GP	GS	Tackles				Interceptions				Fumbles			Misc.				
				Tot	S	A	Sk	Yds	No	Yds	Lg	TD	PD	FF	FR	Yds	TFL	STT	
2016	Chicago	14	1	24	18	6	1.0	3	0	0	-	0	0	0	0	0	0	3.0	0
2017	Chicago	5	0	4	4	0	0.0	0	0	0	-	0	1	0	0	0	0	0.0	0
NFL totals		19	1	28	22	6	1.0	3	0	0	-	0	1	0	0	0	0	3.0	0

SEASON / CAREER / PLAYOFF HIGHS

	2017	Career	Playoff
Tackles	3, vs. PIT (9/24)	3, three times	None
Solos	3, vs. PIT (9/24)	3, three times	None
Tackles For Loss	None	1, three times	None
Sacks	None	1, at IND (10/9/16)	None



46 MICHAEL BURTON

Ht: 6-0 **Wt:** 247
Age: 25 **College:** Rutgers
Bears Season: 1 **NFL Season:** 3
Acquired: Waived free agent in 2017 (DET)

RUNNING BACK

PRO CAREER: Appeared in 36 games with 8 starts over three seasons with the Detroit Lions (2015-16) and Chicago Bears (2017), recording 5 carries for 9 yards (1.8 avg) and 6 receptions for 39 yards (6.5 avg) and one touchdown ... adds 4 career special teams tackles.

2017 SEASON: Appeared in five games (one start) carrying the ball one time for seven yards (7.0 avg).

PREVIOUS SEASONS: 2016: Appeared in 15 games (Games 1-15) for the Detroit Lions, recording 1 special team tackle. **2015:** Played in all 16 games as a rookie, including 7 starts ... carried the ball 4 times for 2 yards (0.5 avg) and caught 6 passes for 39 yards (6.5 avg) and 1 TD ... also added 3 special teams tackles.

2017 CHICAGO BEARS

Date	W/L	Opp.	Rush	Yards	Avg.	Lg	TD	Rec.	Yards	Avg.	Lg	TD
9/10	L	ATL	1	7	7.0	7	0	0	0	0.0	-	0
9/17*	L	at TB	0	0	0.0	-	0	0	0	0.0	-	0
9/24	W	PIT	0	0	0.0	-	0	0	0	0.0	-	0
9/28	L	at GB	0	0	0.0	-	0	0	0	0.0	-	0
10/9	L	MIN	0	0	0.0	-	0	0	0	0.0	-	0
10/15		at BAL										
10/22		CAR										
10/29		at NO										
11/12		GB										
11/19		DET										
11/26		at PHI										
12/3		SF										
12/10		at CIN										
12/16		at DET										
12/24		CLE										
12/31		at MIN										
Totals	0-1		1	7	7.0	7	0	0	0	0.0	-	0

*Denotes Game Started

MICHAEL BURTON'S NFL STATISTICS

REGULAR SEASON

Year	Team	GP-GS	Rush	Yds	Avg	Lg	TD	Rec	Yds	Avg	Lg	TD	STT
2015	Detroit	16-7	4	2	0.5	2	0	6	39	6.5	12	1	3
2016	Detroit	15-0	0	0	0.0	-	0	0	0	0.0	-	0	1
2017	Chicago	5-1	1	7	7.0	7	0	0	0	0.0	-	0	0
NFL totals		36-8	5	9	1.8	7	0	6	39	6.5	12	1	4

SEASON / CAREER / PLAYOFF HIGHS

	2017	Career	Playoff
Rushes	1, vs. ATL (9/10)	1, three times	None
Rushing Yards	7, vs. ATL (9/10)	Same	None
Longest Run	7, vs. ATL (9/10)	Same	None
Receptions	None	2, at NO (12/21/15)	None
Receiving Yards	None	12, at STL (12/13/15)	None
Longest Reception	None	12, at STL (12/13/15)	None
Receiving TDs	None	1, at NO (12/21/15)	None



26 DEON BUSH

Ht: 6-0 **Wt:** 200
Age: 24 **College:** Miami (Fla.)
Bears Season: 2 **NFL Season:** 2
Acquired: 4th round of the 2016 draft (124th overall)

DEFENSIVE BACK

PRO CAREER: Begins second NFL season, appearing in 14 games with 6 starts for the Chicago Bears (2016-17) ... owns 22 tackles, 1 pass breakup and 1 STT.

2017 SEASON: Appeared in three games as a reserve, inactive games 2 and 3.

2016 SEASON: Played in 11 games (Games 3, 6-15), starting 6 (Games 10-15), recording 22 tackles and 1 pass breakup and 1 STT.

2017 CHICAGO BEARS

Date	W/L	Opponent	Tkls-S	Sk-YL	INT-Yds	PD	FF	FR	TFL
9/10	L	ATL	0-0	0-0	0-0	0	0	0	0
9/17	L	at TB			INACTIVE				
9/24	W	PIT			INACTIVE				
9/28	L	at GB	0-0	0-0	0-0	0	0	0	0
10/9	L	MIN	0-0	0-0	0-0	0	0	0	0
10/15		at BAL							
10/22		CAR							
10/29		at NO							
11/12		GB							
11/19		DET							
11/26		at PHI							
12/3		SF							
12/10		at CIN							
12/16		at DET							
12/24		CLE							
12/31		at MIN							
Totals	0-0		0-0	0-0	0-0	0	0	0	0

DEON BUSH'S CAREER STATISTICS

REGULAR SEASON

Year	Team	GP	GS	Tackles				Yds	Interceptions				Fumbles			Misc.		
				Tot	S	A	Sk		No	Yds	Lg	TD	PD	FF	FR	Yds	TFL	STT
2016	Chicago	11	6	22	17	5	0.0	0.0	0	0	-	0	1	0	0	0	0.0	1
2017	Chicago	3	0	0	0	0	0.0	0.0	0	0	-	0	0	0	0	0	0.0	0
NFL totals		14	6	22	17	5	0.0	0.0	0	0	-	0	1	0	0	0	0.0	1

SEASON / CAREER / PLAYOFF HIGHS

	2017	Career	Playoff
Tackles	None	8, at NYG (11/20/16)	None
Solos	None	6, at NYG (11/20/16)	None
Tackles For Loss	None	None	None
Interceptions	None	None	None



37 BRYCE CALLAHAN

Ht: 5-9 **Wt:** 191
Age: 26 **College:** Rice
Bears Season: 3 **NFL Season:** 3
Acquired: Undrafted free agent in 2015

DEFENSIVE BACK

PRO CAREER: Begins third professional campaign, appearing in 25 contests with 16 starts, producing 69 tackles, 4 TFLs, 2 sacks, 1 forced fumble and 18 pass breakups for the Chicago Bears (2015-17) ... 7 pass breakups ranked 3rd on the Bears and 4 TFLs led the Bears secondary in 2015.

2017 SEASON: Appeared in five games (three starts), recording 10 tackles, one sack, one forced fumble and two pass defenses.

PREVIOUS SEASONS: 2016: Played in 11 games (Games 1-2, 4-7, 10-13 & 15) starting 10, producing 36 tackles and 9 pass breakups. **2015:** Started 3-of-9 games, collecting 23 tackles, 4 TFLs, 1 sack and 7 pass breakups ... 7 pass breakups ranked 3rd on the Bears and 4 TFLs led the Bears secondary ... inactive Games 13-15 due to a quad injury.

2017 CHICAGO BEARS

Date	W/L	Opponent	Tkls-S	Sk-YL	INT-Yds	PD	FF	FR	TFL
9/10*	L	ATL	2-1	0-0	0-0	0	0	0	0
9/17	L	at TB	0-0	0-0	0-0	1	0	0	0
9/24	W	PIT	4-3	1-12	0-0	0	1	0	0
9/28*	L	at GB	1-0	0-0	0-0	0	0	0	0
10/9*	L	MIN	3-3	0-0	0-0	1	0	0	0
10/15		at BAL							
10/22		CAR							
10/29		at NO							
11/12		GB							
11/19		DET							
11/26		at PHI							
12/3		SF							
12/10		at CIN							
12/16		at DET							
12/24		CLE							
12/31		at MIN							
Totals	0-2		10-7	1-12	0-0	1	1	0	0

*Denotes Game Started


BRYCE CALLAHAN'S CAREER STATISTICS

REGULAR SEASON

Year	Team	GP	GS	Tackles					Interceptions				Fumbles			Misc.		
				Tot	S	A	Sk	Yds	No	Yds	Lg	TD	PD	FF	FR	Yds	TFL	STT
2015	Chicago	9	3	23	18	5	1.0	0.0	0	0	-	0	7	0	0	0	4.0	0
2016	Chicago	11	10	36	29	7	0.0	0.0	0	0	-	0	9	0	0	0	0.0	1
2017	Chicago	5	3	10	7	3	1.0	12.0	0	0	-	0	2	1	0	0	0.0	0
NFL totals		25	16	69	54	15	1.0	12.0	0	0	0	0	18	1	0	0	4.0	1

SEASON / CAREER / PLAYOFF HIGHS

	2017	Career	Playoff
Tackles	4, vs. PIT (9/24)	7, vs. JAX (10/16/16)	None
Solos	3, twice	6, vs. JAX (10/16/16)	None
Tackles For Loss	None	1, four times	None
Interceptions	None	1, vs. DET (1/3/16)	None



29 TARIK COHEN

Ht: 5-6
Age: 22

Wt: 179
College: North Carolina A&T

Acquired: 4th round of the 2017 draft (119th overall)

RUNNING BACK

COLLEGE CAREER: Appeared in 46 games with 41 starts in four seasons (2013-16) for North Carolina A&T, rushing for 5,619 yards on 868 carries and 56 touchdowns (all school records)... Added 98 receptions for 945 yards and 3 touchdowns... Career performances made him the conference's first three-time Offensive Player of the Year ... 2016 NCAA FCS and Walter Camp First Team All-America ... enjoyed a record-breaking campaign, setting single-season school records in rushing (1,588) and touchdowns (19) and earned All-America status from four different outlets ... also rushed for more than 200 yards in four different games ... leaves as the Mid-Eastern Athletic Conference's all-time leading rusher with 5,619 yards and its first three-time Offensive Player of the Year (2014, 2015, 2016) ... finished his career with five three-TD performances.

2017 SEASON: Appeared in five games (one start) rushing for 194 yards on 36 carries (5.4 avg)...Adds 25 receptions for 149 yards (6.0 avg) and 1 touchdown... Also adds 12 punt returns for 87 yards (7.3 avg)... Set a franchise record for all-purpose yards in a rookie debut (158) vs. ATL (9/17).

2017 CHICAGO BEARS

Date	W/L	Opp.	Rush	Yards	Avg.	Lg	TD	Rec.	Yards	Avg.	Lg	TD
9/10	L	ATL	5	66	13.2	46	0	8	46	5.9	19t	1
9/17*	L	at TB	7	13	1.9	9	0	8	55	6.9	14	0
9/24	W	PIT	12	78	6.5	36	0	4	24	6.0	9	0
9/28	L	at GB	6	24	4.0	7	0	4	24	6.0	8	0
10/9	L	MIN	6	13	2.2	7	0	1	-1	-1.0	-1	0
10/15		at BAL										
10/22		CAR										
10/29		at NO										
11/12		GB										
11/19		DET										
11/26		at PHI										
12/3		SF										
12/10		at CIN										
12/16		at DET										
12/24		CLE										
12/31		at MIN										
Totals	0-1		36	194	5.4	46	0	25	149	6.0	19t	1

*Denotes Game Started



TARIK COHEN'S NFL STATISTICS

REGULAR SEASON

Year	Team	GP-GS	Rush	Yds	Avg	Lg	TD	Rec	Yds	Avg	Lg	TD	STT
2017	Chicago	5-1	36	194	5.4	46	0	25	149	6.0	19t	1	0

Year	Team	KR	Yds	Avg	LG	TD	PR	FC	Yds	Avg	Lg	TD
2017	Chicago	0	0	0	0	0	12	5	87	7.3	17	0

SEASON / CAREER / PLAYOFF HIGHS

	2017	Career	Playoff
Rushes.....	12, vs. PIT (9/24).....	Same.....	None
Rushing Yards.....	78, vs. PIT (9/24).....	Same.....	None
Longest Run.....	46, vs. ATL (9/10).....	Same.....	None
Rushing TDs.....	None.....	None.....	None
Receptions.....	8, twice.....	Same.....	None
Receiving Yards.....	55, at TB (9/17).....	Same.....	None
Longest Reception.....	19t, vs. ATL (9/10).....	Same.....	None
Receiving TDs.....	1, vs. ATL (9/10).....	Same.....	None

TARIK COHEN'S COLLEGE STATISTICS

Year	Team	GP-GS	Rush	Yds	Avg	Lg	TD	Rec	Yds	Avg	Lg	TD
2013	NC A&T	11-6	195	1,148	5.9	49	8	11	152	13.8	81	1
2014	NC A&T	11-11	197	1,340	6.8	81	15	25	237	9.5	68	1
2015	NC A&T	12-12	264	1,543	5.8	83	15	25	217	8.7	52	0
2016	NC A&T	12-12	212	1,588	7.5	94	18	37	339	9.2	45	1
Totals		46-41	868	5,619	6.5	94	56	98	945	9.6	81	3

ADDITIONAL STATS: Punt Returns - 1 returns for 4 yards (4.0 avg). Kick Returns - 1 return for 26 yards (26.0 avg).



76 TOM COMPTON

Ht: 6-5

Wt: 308

Age: 28

College: South Dakota

Bears Season: 1

NFL Season: 5

Acquired: Unrestricted free agent in 2017 (ATL)

OFFENSIVE LINE

PRO CAREER: Appeared in 64 games (12 starts) in 4 seasons with the Washington Redskins (2013-15), Atlanta Falcons (2016) and Chicago Bears (2017) ... helped the Falcons to finish top 5 in the league in total yards (2nd), first downs (2nd), passing yards (3rd) and rushing yards (5th) on the way to Super Bowl LI.

2017 SEASON: Appeared in 4 games (two starts) two games at LG, did not play Game 3.

PREVIOUS SEASONS: 2016: Appeared in all 16 regular season games as well wsa 3 postseason games for the Atlanta Falcons ... helped the Falcons to finish top 5 in the league in total yards (2nd), first downs (2nd), passing yards (3rd) and rushing yards (5th) on the way to Super Bowl LI. **2015:** Appeared in 13 games with 1 start as an extra tackle for the Washington Redskins ... appeared in first career post season game. **2014:** Appeared in all 16 games with 9 starts at RT for the Washington Redskins. **2013:** Appeared in 15 games for the Washington Redskins. **2012:** Spent season on Washington Redskins practice squad.

TOM COMPTON'S NFL STATISTICS

REGULAR SEASON

GAMES PLAYED-STARTED - 64-12: 2013 WAS (15-0); 2014 WAS (16-9); 2015 WAS (13-1); 2016 ATL (16-0); 2017 CHI (4-2).

POSTSEASON

GAMES PLAYED-STARTED - 4-0: 2015 WAS (1-0); 2016 ATL (3-0).



31 MARCUS COOPER, SR.

Ht: 6-2**Wt:** 192**Age:** 27**College:** Rutgers**Bears Season:** 1**NFL Season:** 5**Acquired:** Unrestricted free agent in 2017 (ARI)

DEFENSIVE BACK

PRO CAREER: Owns 142 tackles, 7 interceptions, 35 pass breakups, 1 forced fumble and 1 fumble recovery in 58 career games with 28 starts with the Chiefs (2013-15), Cardinals (2016) and Bears (2017) ... owns 17 tackles and 1 TFL in the postseason.

2017 SEASON: Started three games, recording 11 tackles and 3 pass defenses. Inactive for Game 5.

PREVIOUS SEASONS: 2016: Appeared in 15 games with 13 starts, recording 69 tackles, 4 interceptions (1 returned for a touchdown), 11 pass breakups for the Arizona Cardinals ... 11 pass breakups led the team ... intercepted and returned a Jameis Winston pass for 60 yards for his first career touchdown (vs. TB 9/18/16). **2015:** Appeared in 14 games with 13 starts for the Houston Texans, recording 61 tackles, 0.5 sacks, 1 interception, 6 pass breakups, 1 forced fumble and 1 TFL. **2014:** Appeared in 16 games with 9 starts for the New York Giants, recording 54 tackles, 4 interceptions, 7 pass breakups, 1 forced fumble and 1 TFL ... added 3 STT. **2013:** Played in all 16 games with 6 starts for the Kansas City Chiefs, recording 32 tackles, 4 interceptions and 9 pass breakups.

2017 CHICAGO BEARS

Date	W/L	Opponent	Tkls-S	Sk-YL	INT-Yds	PD	FF	FR	TFL
9/10*	L	ATL	4-4	0-0	0-0	1	0	0	0
9/17*	L	at TB	6-6	0-0	0-0	0	0	0	0
9/24*	W	PIT	1-1	0-0	0-0	2	0	0	0
9/28*	L	at GB	1-1	0-0	0-0	0	0	0	0
10/9	L	MIN			INACTIVE				
10/15		at BAL							
10/22		CAR							
10/29		at NO							
11/12		GB							
11/19		DET							
11/26		at PHI							
12/3		SF							
12/10		at CIN							
12/16		at DET							
12/24		CLE							
12/31		at MIN							
Totals	1-3		12-12	0-0	0-0	3	0	0	0

*Denotes Game Started



MARCUS COOPER'S NFL STATISTICS

REGULAR SEASON

Year	Team	GP	GS	Tackles				Yds	Interceptions				Fumbles			Misc.		
				Tot	S	A	Sk		No	Yds	Lg	TD	PD	FF	FR	Yds	TFL	STT
2013	Kansas City	16	6	41	38	3	0.0	0.0	3	32	20	0	18	1	1	0	0.0	3
2014	Kansas City	13	4	18	18	0	0.0	0.0	0	0	0	3	0	0	0	0.0	3	
2015	Kansas City	10	1	2	2	0	0.0	0.0	0	0	0	0	0	0	33	0.0	0	
2016	Arizona	15	13	69	62	7	0.0	0.0	4	95	60t	1	11	0	0	0.0	0	
2017	Chicago	4	4	12	12	0	0.0	0.0	0	0	-	0	3	0	0	0.0	0	
NFL totals		58	28	142	132	10	0.0	0.0	7	127	60t	1	35	1	1	33	0.0	6

POSTSEASON

Year	Team	GP	GS	Tackles				Yds	Interceptions				Fumbles			Misc.		
				Tot	S	A	Sk		No	Yds	Lg	TD	PD	FF	FR	Yds	TFL	STT
2013	Kansas City	1	0	2	1	1	0.0	0.0	0	0	-	0	1	0	0	0	0	0
Postseason		1	0	2	1	1	0.0	0.0	0	0	-	0	1	0	0	0	0	0

SEASON / CAREER / PLAYOFF HIGHS

	2017	Career	Playoff
Tackles	6, at TB (9/17)	9, at ATL (11/27/16)	2, at IND (1/4/14)
Solos	6, at TB (9/17)	9, at ATL (11/27/16)	1, at IND (1/4/14)
Pass Defenses	1, vs. ATL (9/10)	4, vs. OAK (10/13/13)	1, at IND (1/4/14)
Interceptions	None	2, vs. TB (9/18/16)	None



30 BENNY CUNNINGHAM

Ht: 5-10

Wt: 217

Age: 27

College: Middle Tennessee State

Bears Season: 1

NFL Season: 5

Acquired: Unrestricted free agent in 2017 (LAR)

RUNNING BACK

PRO CAREER: Appeared in 60 games with 3 starts over 5 seasons with the Rams (2013-2016) and Bears (2017), carrying the ball 176 times for 774 yards (4.4 avg) and 4 touchdowns and grabbing 96 receptions for 775 yards (8.1 avg) and 1 touchdown ... adds 96 kick returns for 2,598 yards (27.1 avg) ... also adds 12 special teams tackles ... led the Rams in all kick return categories and finished 8th in the NFL in returns, 7th in kick return yards and 3rd in kick return average ... rushed for a career-high 109 yards against the Bears in 2013.

2017 SEASON: Appeared in four games (Inactive Game 2) as a reserve, rushing for 30 yards on 6 carries (5.0 avg), catching 5 passes for 66 yards (13.2 avg) and one touchdown... Also returned two kickoffs for 48 yards (24.0 avg)...Also logged 3 STTs.

PREVIOUS SEASONS: 2016: Appeared in 11 games (Games 1-4, 6-7 & 8-12), rushing for 101 yards on 21 attempts (4.8 avg) and caught 16 passes for 91 yards (5.7 avg) ... added 22 kick returns for 599 yards (27.2 avg) ... finished 3rd in the league in kick return average ... also added 3 special teams tackles. **2015:** Appeared in all 16 contests with 1 start (Game 1), rushing for 140 yards on 37 attempts (3.8 avg) and caught 26 passes for 250 yards (9.6 avg) ... added a 25 kick returns for 714 yards (28.6 avg) with a career-long return of 102 yards (at TB 12/15) ... also added 3 special teams tackles. **2014:** Appeared in all 16 contests with 2 starts (Game 1), rushing for 246 yards on 66 attempts (3.7 avg) and 3 touchdowns and caught 45 passes for 352 yards (7.8 avg) and 1 touchdown ... added a 35 kick returns for 963 yards (27.5 avg) ... also added 2 special teams tackles. **2013:** Appeared in 14 games as a rookie, tallying 261 rushing yards on 47 attempts (5.6 avg) and 1 touchdown while also catching 6 passes for 59 yards ... also returned 13 kickoffs for 299 yards (23.0 avg) ... added 2 special teams tackles.



CHICAGO BEARS BIOGRAPHIES

2017 CHICAGO BEARS

Date	W/L	Opp.	Rush	Yards	Avg.	Lg	TD	Rec.	Yards	Avg.	Lg	TD
9/10	L	ATL	0	0	0.0	-	0	0	0	0.0	-	0
9/17	L	at TB										
9/24	W	PIT	0	0	0.0	-	0	3	23	7.7	11	0
9/28	L	at GB	5	26	5.2	12	0	0	0	0.0	-	0
10/9	L	MIN	1	4	4.0	4	0	2	43	21.5	38t	1
10/15		at BAL										
10/22		CAR										
10/29		at NO										
11/12		GB										
11/19		DET										
11/26		at PHI										
12/3		SF										
12/10		at CIN										
12/16		at DET										
12/24		CLE										
12/31		at MIN										
Totals	0-0		6	30	5.0	12	0	5	66	13.2	38t	1

*Denotes Game Started

BENNY CUNNINGHAM'S NFL STATISTICS

REGULAR SEASON

Year	Team	GP-GS	Rush	Yds	Avg	Lg	TD	Rec	Yds	Avg	Lg	TD	STT
2013	St. Louis	14-0	47	261	5.6	56	1	6	59	9.8	18	0	2
2014	St. Louis	16-2	66	246	3.7	20	3	45	352	7.8	19	1	2
2015	St. Louis	16-1	37	140	3.8	40	0	26	250	9.6	42	0	3
2016	LA Rams	11-0	21	101	4.8	24	0	16	91	5.7	12	0	3
2017	Chicago	4-0	6	30	5.0	12	0	5	66	13.2	38t	1	3
NFL totals		60-3	177	778	4.4	56	4	98	818	8.3	42	2	13


Year	Team	KR	Yds	Avg	LG	TD	PR	FC	Yds	Avg	Lg	TD
2013	St. Louis	13	299	23.0	32	0	0	0	0	-	-	0
2014	St. Louis	35	963	27.5	75	0	0	0	0	-	-	0
2015	St. Louis	25	714	28.6	102	0	0	0	0	-	-	0
2016	LA Rams	22	599	27.2	61	0	0	0	0	-	-	0
2017	Chicago	2	48	24.0	23	0	0	0	0	-	-	0
NFL totals		98	2,622	27.1	102	0	0	0	0	-	-	0

SEASON / CAREER / PLAYOFF HIGHS

	2017	Career	Playoff
Rushes.....	5, at GB (9/28)	16, vs. SEA (9/13/15)	None
Rushing Yards.....	26, at GB (9/28)	109, vs. CHI (11/24/13)	None
Longest Run.....	12, at GB (9/28)	56, at IND (11/10/13)	None
Rushing TDs.....	None	1, 4 times	None
Receptions.....	3, vs. PIT (9/24)	7, at SEA (12/28/14)	None
Receiving Yards.....	43, vs. MIN (10/9)	77, vs. SEA (9/13/15)	None
Longest Reception.....	38t, vs. MIN (10/9)	42, vs. SEA (9/13/15)	None
Receiving TDs.....	1, vs. MIN	1, twice	None



21

**QUINTIN
DEMPS**
**Ht:** 5-11**Wt:** 210**Age:** 32**College:** UTEP**Bears Season:** 1**NFL Season:** 10**Acquired:** Unrestricted free agent in 2017 (HOU)

DEFENSIVE BACK

PRO CAREER: Owns 275 tackles, 18 interceptions, 44 pass breakups, 1.5 sacks, 6 TFLs, 4 forced fumbles and 3 fumble recoveries in 110 career contests with 44 starts with the Philadelphia Eagles (2008-09), Houston Texans (2010-12, and '15-16), Kansas City Chiefs (2013), New York Giants (2014) and Chicago Bears (2017) ... appeared in 10 postseason contests (4 starts) ... owns 17 tackles and 1 TFL in the postseason ... 15 INTs since 2013 are 3rd most in NFL among safeties.

2017 SEASON: Started three games, recording 12 tackle before being placed on injured reserve.

PREVIOUS SEASONS: 2016: Started 13 games, recording 55 tackles, 6 interceptions, 9 pass breakups, 1 forced fumble and 1 TFL for the Houston Texans ... 6 INTs led all safeties last season, second most overall and the second most in Houston's single-season history ... set Texans record with INT in four consecutive games (Weeks 14-17) ... set career-highs in interceptions and pass breakups. **2015:** Appeared in 14 games with 13 starts for the Texans, recording 61 tackles, 0.5 sacks, 1 interception, 6 pass breakups, 1 forced fumble and 1 TFL. **2014:** Appeared in 16 games with 9 starts for the New York Giants, recording 54 tackles, 4 interceptions, 7 pass breakups, 1 forced fumble and 1 TFL ... added 3 STT. **2013:** Played in all 16 games with 6 starts for the Kansas City Chiefs, recording 32 tackles, 4 interceptions and 9 pass breakups ... added 3 STT. **2012:** Played in 12 games for the Texans, recording 27 tackles, 5 pass breakups, 2 TFLs and 1 fumble recovery ... added 9 STT. **2011:** Played in 9 games for the Houston Texans, tallying 22 tackles, 2 interceptions, and 4 pass breakups. **2010:** Appeared in 2 games for the Texans. **2009:** Played in 9 games for the Philadelphia Eagles, recording 7 tackles, 1 interception and 3 pass breakups... Added 7 STTs. **2008:** Played in all 16 games for the Philadelphia Eagles as a rookie, tallying 5 tackles, 1 sack, 1 pass breakup, 1 forced fumble and 1 fumble recovery ... added 13 STTs.

2017 CHICAGO BEARS

Date	W/L	Opponent	Tkls-S	Sk-YL	INT-Yds	PD	FF	FR	TFL
9/10*	L	ATL	3-3	0-0	0-0	0	0	0	0
9/17*	L	at TB	7-6	0-0	0-0	0	0	0	0
9/24*	W	PIT	2-2	0-0	0-0	0	0	0	0
9/28	L	at GB							
10/9	L	MIN							
10/15		at BAL							
10/22		CAR							
10/29		at NO							
11/12		GB							
11/19		DET							
11/26		at PHI							
12/3		SF							
12/10		at CIN							
12/16		at DET							
12/24		CLE							
12/31		at MIN							
Totals	1-2		12-11	0-0	0-0	0	0	0	0

*Denotes Game Started



QUINTIN DEMPS' NFL STATISTICS

REGULAR SEASON

Year	Team	GP	GS	Tackles				Yds	Interceptions					Fumbles			Misc.	
				Tot	S	A	Sk		No	Yds	Lg	TD	PD	FF	FR	Yds	TFL	STT
2008	Philadelphia	16	0	5	5	0	1.0	9.0	0	0	-	0	1	1	0	0	1.0	13
2009	Philadelphia	9	0	7	7	0	0.0	0.0	1	12	12	0	3	0	0	0	0.0	7
2010	Houston	2	0	0	0	0	0.0	0.0	0	0	-	0	0	0	0	0	0.0	1
2011	Houston	9	0	22	18	4	0.0	0.0	2	47	42	0	4	0	0	0	0.0	1
2012	Houston	12	0	27	21	6	0.0	0.0	0	0	-	0	5	0	1	0	2.0	9
2013	Kansas City	16	6	32	22	10	0.0	0.0	4	61	35	0	9	0	0	0	0.0	3
2014	NY Giants	16	9	54	38	16	0.0	0.0	4	19	10	0	7	1	0	0	1.0	3
2015	Houston	14	13	61	35	26	0.5	6.5	1	0	-	0	6	1	2	33	1.0	0
2016	Houston	13	13	56	38	17	0.0	0.0	6	54	19	0	9	1	0	0	1.0	0
2017	Chicago	3	3	12	11	1	0.0	0.0	0	0	-	0	0	0	0	0	0.0	0
NFL totals		110	44	275	195	80	1.5	15.5	18	193	42	0	44	4	3	33	6.0	37

ADDITIONAL STATS: Kick returns- 110 for 2,931 yards

POSTSEASON

Year	Team	GP	GS	Tackles				Yds	Interceptions					Fumbles			Misc.		
				Tot	S	A	Sk		No	Yds	Lg	TD	PD	FF	FR	Yds	TFL	STT	
2008	Philadelphia	3	1	7	4	3	0.0	0.0	0	0	-	0	0	0	0	0	0	0	2
2011	Houston	2	1	3	3	0	0.0	0.0	0	0	-	0	0	0	0	0	0	1	0
2012	Houston	2	0	0	0	0	0.0	0.0	0	0	-	0	0	0	0	0	0	2	
2013	Kansas City	1	0	0	0	0	0.0	0.0	0	0	-	0	0	0	0	0	0	1	
2015	Houston	1	1	5	3	2	0.0	0.0	0	0	-	0	0	0	0	-	0	0	
2016	Houston	1	1	2	2	0	0.0	0.0	0	0	-	0	0	0	0	-	0	0	
Postseason		10	4	17	12	5	0.0	0.0	0	0	-	0	0	0	0	0	0	1	5

SEASON / CAREER / PLAYOFF HIGHS

	2017	Career	Playoff
Tackles	7, at TB (9/17)	10, at PHI (10/12/14)	5, twice
Solos	6, at TB (9/17)	9, at PHI (10/12/14)	3, twice
Pass Defenses	None	2, six times	None
Interceptions	None	1, 18 times	None



49

ANDREW DEPAOLA

Ht: 6-2**Wt:** 230**Age:** 30**College:** Rutgers**Bears Season:** 1**NFL Season:** 4**Acquired:** Waiver claim in 2017 (TB)

LONG SNAPPER

PRO CAREER: Enters his 4th NFL season... Appeared in 53 games with the Tampa Bay Buccaneers (2014-16) and the Chicago Bears (2017).

2017 SEASON: Appeared in five games on special teams.

PREVIOUS SEASONS: 2012-13 - Spent the 2012 and 2013 training camps with the Buccaneers.

2014 - Made NFL debut in season opener vs. Carolina (9/7). Played in all 16 games on the season and registered four special teams tackles: one vs. Carolina (9/7), one at New Orleans (10/5), one vs. Minnesota (10/26), and one at Carolina (12/14).

ANDREW DEPAOLA'S NFL STATISTICS

REGULAR SEASON

GAMES PLAYED-STARTED - 53-0: 2014 TB (16-0); 2015 TB (16-0); 2016 TB (16-0); 2017 CHI (5-0).



94 LEONARD FLOYD

Ht: 6-4 **Wt:** 240
Age: 25 **College:** Georgia
Bears Season: 2 **NFL Season:** 2
Acquired: 1st round of the 2016 draft (9th overall)

LINEBACKER

PRO CAREER: Begins second professional season for the Bears (2016-17) ... Totals 67 tackles, 10 sacks, 5 pass breakups, 1 forced fumble, 2 fumble recoveries and 9 TFLs ... Ranked third in NFL in sacks among rookies in 2016 ... 7 sacks in 2016 ranked third in all-time among Bears rookies (Mark Anderson, Brian Urlacher).

2017 SEASON: Started five games, recording 16 tackles, 3 sacks, 6 TFLs, 1 pass defense and 1 fumble recovery.

HONORS AND AWARDS: 2016 All-Rookie Team (PFWA, Gil Brandt, Fox Sports).

2016 SEASON: Started in 12 games (Games 1-4, 7-10 & 12-16) producing 51 tackles, 7 sacks, 4 pass breakups, 1 forced fumble, 1 recovered fumble and 3 TFLs as a rookie ... recorded a sack-fumble on Aaron Rodgers and then recovered the ball in the endzone for a touchdown at Green Bay ... scored one of only two defensive touchdowns for the Bears in the season ... recorded a season-high 8 tackles in his NFL debut at Houston (9/11) ... recorded the team's only safety of the year on a sack of Blaine Gabbert vs. SF (12/4) ... ranked 3rd in sacks among rookies ... posted 3 multi-sack games as a rookie which is most by a Beas rookie since 2006.

2017 CHICAGO BEARS

Date	W/L	Opponent	Tkls-S	Sk-YL	INT-Yds	PD	FF	FR	TFL
9/10*	L	ATL	4-3	0-0	0-0	1	0	0	1
9/17*	L	at TB	2-0	0-0	0-0	0	0	1	0
9/24*	W	PIT	1-0	0-0	0-0	0	0	0	0
9/28*	L	at GB	3-3	1-1	0-0	0	0	0	1
10/9*	L	MIN	6-6	2-20	0-0	0	0	0	4
10/15		at BAL							
10/22		CAR							
10/29		at NO							
11/12		GB							
11/19		DET							
11/26		at PHI							
12/3		SF							
12/10		at CIN							
12/16		at DET							
12/24		CLE							
12/31		at MIN							
Totals	1-4		16-12	3-21	0-0	1	0	1	6

*Denotes Game Started

LEONARD FLOYD'S NFL STATISTICS

REGULAR SEASON


Year	Team	GP	GS	Tackles					Interceptions				Fumbles			Misc.		
				Tot	S	A	Sk	Yds	No	Yds	Lg	TD	PD	FF	FR	Yds	TFL	STT
2016	Chicago	12	12	51	33	18	7.0	49.5	0	0	-	0	4	1	1	0	3.0	0
2017	Chicago	5	5	16	12	4	3.0	21.0	0	0	-	0	1	0	1	0	6.0	0
NFL totals		17	17	67	45	22	10.0	70.5	0	0	-	0	5	1	2	0	9.0	0

SEASON / CAREER / PLAYOFF HIGHS

	2017	Career	Playoff
Tackles	6, vs. MIN (10/9)	8, at HOU (9/11)	None
Solos	6, vs. MIN (10/9)	Same	None
Tackles For Loss	4, vs. MIN (10/9)	Same	None
Sacks	2, vs. MIN (10/9)	2, three times	None



50

**JERRELL
FREEMAN**
**Ht:** 6-0**Wt:** 236**Age:** 31**College:** Mary Hardin-Baylor**Bears Season:** 2**NFL Season:** 6**Acquired:** Unrestricted free agent in 2016 (IND)

LINEBACKER

PRO CAREER: Enters his sixth professional season, starting all 70 career games he's appeared in with the Indianapolis Colts (2012-15) and Chicago Bears (2016-17) ... owns 615 career tackles, 12 sacks, 29 TFLs, 4 interceptions (2 returned for touchdowns), 22 pass breakups, 8 forced fumbles and 3 fumble recoveries ... notched 100 tackles in 4-of-5 professional seasons (2012-13 & '15-16) ... became the first undrafted NFL player to return an interception for a touchdown in his NFL debut since 1987 ... had 6 forced fumbles in 2013, tied for third most in the NFL and set a Colts franchise record ... 145 tackles in 2012 ranked fourth in the NFL and second among rookies ... started 5-of-6 career postseason games, recording 54 tackles, 1.5 sacks and 1 pass breakup, TFL, forced fumble and fumble recovery ... started his professional career in the CFL, recording 144 tackles, 13 sacks, 3 interceptions, 4 fumble recoveries and 1 defensive touchdown over three seasons with the Saskatchewan Roughriders (2009-11) ... three-time CFL Defensive Player of the Week and 2011 CFL All-Star ... participated in two CFL Grey Cup games with the Roughriders.

2017 SEASON: Placed on IR after sustaining a pectoral injury in Week One vs. Atlanta ... started Game 1, recording 10 tackles and 1 TFL.

HONORS AND AWARDS: **2013:** AFC Defensive Player of the Week at KC (12/22); USA Today All-Joe Team.

PREVIOUS SEASONS: **2016:** Started all 12 games he appeared in tallying 127 tackles, 5 pass breakups and 7 TFLs ... led the team in tackles and recorded the game-high in tackles on 10 different occasions ... ranked 4th on the team in pass breakups (1st among linebackers) ... set a career-high with 17 tackles in the season opener at HOU (9/11) ... recorded his 4th 100+ tackle season of his NFL career. **2015:** Put together his third 100+ tackle season since 2012, collecting 112 tackles over 13 games (13 starts) in his final season as a Colt ... also recorded 3 sacks, 1 interception (returned for a touchdown), 2 pass breakups, 4 TFLs and 1 fumble recovery ... 112 tackles ranked 2nd on the team while his 3 sacks ranked tied for 3rd. **2014:** Collected 95 tackles, 1.5 sacks, 6 pass breakups, 4 TFLs and 1 forced fumble while starting 12-of-12 games for Indianapolis ... 95 tackles ranked 2nd on the team ... also started all 3 of the Colts postseason contests, recording a team-high 32 tackles, 1.5 sacks and 1 forced fumble and fumble recovery. **2013:** In his second professional season with the Colts, tallied a team-high 126 tackles while starting all 16 games ... notched career-highs in sacks (5.5), interceptions (2), forced fumbles (6) and fumble recoveries (2) ... also recorded 6 pass breakups and TFLs ... started 1-of-2 postseason contests, posting 18 tackles, 1 pass breakup and 1 TFL. **2012:** Started 16-of-16 contests, notching a team and career-high 145 tackles as an undrafted rookie with the Colts ...also collected a career-high 7 TFLs, 2 sacks, 1 interception, 3 pass breakups and 1 forced fumble ... started the Colts lone playoff game, producing 4 tackles. **2011 (CFL):** In his final season with Saskatchewan, totaled 105 tackles, 6 sacks, 1 interception and 1 fumble recovery in 17 games ... added 3 STTs. **2010 (CFL):** In 17 games, recorded 24 tackles, 7 sacks, 3 interceptions and 1 fumble recovery in his second season with the Roughriders ... added 13 STTs. **2009 (CFL):** In his first season in Saskatchewan, appeared in all 17 games, collecting 15 tackles, 2 fumble recoveries and 25 STTs.



CHICAGO BEARS BIOGRAPHIES

2017 CHICAGO BEARS

Date	W/L	Opponent	Tkls-S	Sk-YL	INT-Yds	PD	FF	FR	TFL
9/10*	L	ATL	10-7	0-0	0-0	0	0	0	1
9/17	L	at TB			INJURED RESERVE				
9/24	W	PIT			INJURED RESERVE				
9/28	L	at GB			INJURED RESERVE				
10/9	L	MIN			INJURED RESERVE				
10/15		at BAL							
10/22		CAR							
10/29		at NO							
11/12		GB							
11/19		DET							
11/26		at PHI							
12/3		SF							
12/10		at CIN							
12/16		at DET							
12/24		CLE							
12/31		at MIN							
Totals	0-1		10-7	0-0	0-0	0	0	0	1

*Denotes Game Started

JERRELL FREEMAN'S NFL STATISTICS

REGULAR SEASON

Year	Team	GP	GS	Tackles					Interceptions					Fumbles			Misc.	
				Tot	S	A	Sk	Yds	No	Yds	Lg	TD	PD	FF	FR	Yds	TFL	STT
2012	Indianapolis	16	16	145	90	55	2.0	17.0	1	4	4t	1	3	1	0	0	7.0	0
2013	Indianapolis	16	16	126	83	43	5.5	22.5	2	13	13	0	6	6	2	24	6.0	0
2014	Indianapolis	12	12	95	58	37	1.5	8.5	0	0	-	0	6	1	0	0	4.0	0
2015	Indianapolis	13	13	112	66	46	3.0	33.0	1	23	23t	1	2	0	1	0	4.0	0
2016	Chicago	12	12	127	96	31	0.0	0.0	0	0	0	0	5	0	0	0	7.0	0
2017	Chicago	1	1	10	7	3	0.0	0.0	0	0	-	0	0	0	0	0	1.0	0
Bears totals		13	13	137	103	34	0.0	0.0	0	0	-	0	5	0	0	0	8.0	0
NFL totals		70	70	615	400	215	12.0	81.0	4	40	23t	2	22	8	3	24	29.0	0

POSTSEASON

Year	Team	GP	GS	Tackles					Interceptions					Fumbles			Misc.		
				Tot	S	A	Sk	Yds	No	Yds	Lg	TD	PD	FF	FR	Yds	TFL	STT	
2012	Indianapolis	1	1	4	3	1	0.0	0.0	0	0	-	0	0	0	0	0	0	0	0
2013	Indianapolis	2	1	18	10	8	0.0	0.0	0	0	-	0	1	0	0	0	1	0	
2014	Indianapolis	3	3	32	16	16	1.5	5.5	0	0	-	0	0	1	1	0	0	0	
NFL totals		6	5	54	29	25	1.5	5.5	0	0	-	0	1	1	1	0	1	0	

SEASON / CAREER / PLAYOFF HIGHS

	2016	Career	Playoff
Tackles	10, vs. ATL (9/10)	17, at HOU (9/11/16)	15, vs. CIN (1/4/15)
Solos	7, vs. ATL (9/10)	11, twice	7, vs. CIN (1/4/15)
Tackles For Loss	1, vs. ATL (9/10)	3, twice	1, vs. KC (1/4/14)
Sacks	None	2, twice	1.5 vs. CIN (1/4/15)



23 KYLE FULLER

Ht: 5-11

Wt: 190

Age: 25

College: Virginia Tech

Bears Season: 4

NFL Season: 4

Acquired: 1st round of the 2014 draft (14th overall)

DEFENSIVE BACK

PRO CAREER: Started 35-of-37 games for the Bears (2014-17), producing 152 tackles, 3 TFLs, 6 interceptions, 28 pass breakups and 3 forced fumbles ... led the Bears in interceptions in 2015 (2) after tying for the team lead in 2014 (4) ... in his first two NFL seasons, has 6 interceptions and 3 forced fumbles, one-of-four players in the NFL to do so since start of the 2014 season along with Mike Adams (Colts), Josh Norman (Carolina) and Earl Thomas (Seattle) ... in 2014 ranked 1st in interceptions and tied for 1st in forced fumbles among rookies ... was the 6th Bears player all-time to lead NFL rookies in interceptions and first since Charles Tillman tied for 1st in 2003 ... became first Bears rookie since Chris Harris in 2005 to record 2 interceptions in a game, with both coming in the 4th quarter at San Francisco, leading to two Chicago touchdowns, including the game winning score.

2017 SEASON: Started five games, recording 23 tackles and 4 pass defenses.

HONORS & AWARDS: 2014: NFL All-Rookie Team (PFWA, Gil Brandt), NFL Defensive Rookie of the Month (September), NFC Defensive Player of the Week (Week 2 at SF), NFL Rookie of the Week (Week 3 at NYJ), Brian Piccolo Award.

2017 CHICAGO BEARS

Date	W/L	Opponent	Tkls-S	Sk-YL	INT-Yds	PD	FF	FR	TFL
9/10*	L	ATL	6-5	0-0	0-0	1	0	0	0
9/17*	L	at TB	4-4	0-0	0-0	0	0	0	0
9/24*	W	PIT	4-4	0-0	0-0	2	0	0	0
9/28*	L	at GB	5-4	0-0	0-0	0	0	0	0
10/9*	L	MIN	4-4	0-0	0-0	1	0	0	0
10/15		at BAL							
10/22		CAR							
10/29		at NO							
11/12		GB							
11/19		DET							
11/26		at PHI							
12/3		SF							
12/10		at CIN							
12/16		at DET							
12/24		CLE							
12/31		at MIN							
Totals	1-4		23-21	0-0	0-0	4	0	0	0

*Denotes Game Started


KYLE FULLER'S NFL STATISTICS

REGULAR SEASON

Year	Team	Tackles							Interceptions				Fumbles			Misc.		
		GP	GS	Tot	S	A	Sk	Yds	No	Yds	Lg	TD	PD	FF	FR	Yds	TFL	STT
2014	Chicago	16	14	73	54	19	0.0	0.0	4	81	31	0	9	3	0	0	3.0	2
2015	Chicago	16	16	56	45	11	0.0	0.0	2	24	15	0	15	0	0	0	0.0	1
2016	Chicago	0	0	0	0	0	0.0	0.0	0	0	0	0	0	0	0	0	0	0
2017	Chicago	5	5	23	21	2	0.0	0.0	0	0	-	0	4	0	0	0	0	0
NFL totals		37	35	152	120	32	0.0	0.0	6	105	31	0	28	3	0	0	3.0	3

SEASON / CAREER / PLAYOFF HIGHS

	2017	Career	Playoff
Tackles	6, vs. ATL (9/10)	8, at DET (11/27/14)	None
Solos	5, vs. ATL (9/10)	7, three times	None
Tackles For Loss	None	1, three times	None
Interceptions	None	2, at SF (9/14/14)	None



19 TANNER GENTRY

Ht: 6-2
Age: 23

Wt: 210
College: Wyoming

Acquired: Undrafted free agent in 2017

WIDE RECEIVER

COLLEGE: Caught 180 passes for 2,815 yards (15.6 avg) and 20 touchdowns in 42 games at Wyoming... Added 13 carries for 81 yards (6.2 avg)... Leaves Wyoming ranked tied for 4th in receiving touchdowns, 5th in receiving yards and 8th in receptions. **SENIOR:** Recorded 72 receptions for 1,326 yards (18.4 avg) and 14 touchdowns... Added 6 carries for 30 yards... 72 receptions ranked 1st on the team and 6th in school for history a single season... Posted the 6th most receiving yards in a single season and his 14 TDs ranks tied for 2nd. **JUNIOR:** Caught 37 passes for 678 yards (18.3 avg) and 4 TDs in 7 games before suffering a season-ending injury... He was leading the Mountain West in receiving yards at the time of the injury and was named to the 2015 Biletnikoff Award Watch... Added five carries for 48 yards... In his seven games, he recorded 100 or more receiving yards three times.

2017 SEASON: Promoted to active roster from practice squad after Week 1... Appeared in one game as a reserve, catching 2 passes for 27 yards (13.5 avg)... Added back to practice squad after being waived.

2017 CHICAGO BEARS

Date	W/L	Opp.	Rec	Yds	Avg	Long	TD
9/10	L	ATL					PRACTICE SQUAD
9/17	L	vs. TB	2	27	13.5	15	0
9/24	W	PIT					PRACTICE SQUAD
9/28	L	at GB					PRACTICE SQUAD
10/9	L	MIN					PRACTICE SQUAD
10/15		at BAL					
10/22		CAR					
10/29		at NO					
11/12		GB					
11/19		DET					
11/26		at PHI					
12/3		SF					
12/10		at CIN					
12/16		at DET					
12/24		CLE					
12/31		at MIN					
Totals	0-0		2	27	13.5	15	0

*Denotes Game Started


TANNER GENTRY'S NFL STATISTICS

REGULAR SEASON


Year	Team	GP-GS	Rec	Yds	Avg	Lg	TD	Rush	Yds	Avg	Lg	TD	STT
2017	Chicago	1-0	2	27	13.5	15	0	0	0	0.0	-	0	0

SEASON / CAREER / PLAYOFF HIGHS

	2017	Career	Playoff
Receptions.....	2, at TB (9/17)	None	None
Receiving Yards.....	27, at TB (9/17)	None	None
Longest Reception.....	15, at TB (9/17)	None	None
Receiving TDs.....	None	None	None



8 MIKE GLENNON



Ht: 6-6

Wt: 225

Age: 27

College: North Carolina State

Bears Season: 1

NFL Season: 5

Acquired: Unrestricted FA in 2017 (TB)

QUARTERBACK

PRO CAREER: Completed 467-of-770 passes (60.6 percent) for 4,933 yards in 25 games with 22 starts in 5 seasons with the Tampa Bay Buccaneers (2013-16) and Chicago Bears (2017) ... owns 34 passing touchdowns, 20 interceptions and 90 rushing yards on 41 attempts (2.2 avg) ... set a career-high in passing touchdowns in 2013 with 19 ... started his first regular season game vs. ARI (9/29/13) ... has 4 games with a 100-plus passer rating, with 3 of those coming in 2013 (138.4 at DET 11/24; 137.5 vs. ATL 11/17; 123.1 at SEA 11/3).

2017 SEASON: Started four games, completing 93-of-140 passes (66.4 percent) for 833 yards, 4 touchdowns and 5 interceptions for a QB rating of 76.9... Adds 4 carries for 4 yards. Did not play Game 5.

HONORS & AWARDS: 2013: PFWA All-Rookie Team ... his selection marked the first time since 2007 that the PFWA's All-Rookie quarterback was not a player taken in the first round.

PREVIOUS SEASONS: 2016: Completed 10-of-11 attempts for 75 yards and 1 touchdown in two games for Tampa Bay. 2015: Did not appear in a game. 2014: Completed 117-of-203 pass attempts for 1,417 yards with 10 touchdowns, 6 interceptions and a 83.3 passer rating in 6 games (5 starts) with Tampa Bay ... added 49 yards rushing on 10 attempts. 2013: Threw for 2,608 yards and 19 touchdowns while completing 247-of-416 pass attempts (59.4 percent) as a rookie in Tampa Bay ... added 9 interceptions and 27 rush attempts for 37 yards ... set franchise rookie record for passing yards and touchdowns ... set career-highs in passing yards, pass attempts, completions, touchdown passes and rush attempts ... posted three QBR's of 123.0 or higher ... posted a career-high 138.4 QBR in a 24-21 win at Detroit, throwing for 247 yards on 14 of 21 attempts with two touchdowns and zero interceptions ... the week prior, he posted a QBR of 137.5 on 20 of 23 passing for 231 yards and two touchdowns in a 41-28 win over Atlanta ... also posted a QBR of 123.1 in an overtime loss at Seattle.

COLLEGE: In four seasons at N.C. State (2008-12), Glennon played in 36 games with 26 starts ... finished his career with 7,411 passing yards and 63 touchdowns while completing 646-of-1,069 passes ... finished his senior season with the second-most passes attempted (564) in ACC history, third-most completions (330), fourth-most passing yards (4,031) and tied for the fifth-most passing touchdowns (31) ... joins former Wolfpack quarterback Philip Rivers as the only passers in school history to throw for 4,000+ yards in a single season ... one of only three quarterbacks in N.C. State history to complete 300+ passes in a single season (Rivers, Russell Wilson).

2017 CHICAGO BEARS

Date	W/L	Opp.	Att	Cmp	Yds	Pct.	TD	INT	Lg	Sk/Lst	Rtg
9/10*	L	Atl	40	26	213	65.0	1	0	22	4/37	86.8
9/29*	L	at TB	45	31	301	68.9	1	2	20	1/11	76.2
10/13*	W	Pit	22	15	101	68.1	1	1	17	2/17	74.2
10/20*	L	at GB	33	21	218	63.6	1	2	29	1/13	67.5
10/24	L	Min	DID NOT PLAY								
11/3		at Bal									
11/11		Car									
11/17		at NO									
11/24		GB									
12/1		Det									
12/8		at Phi									
12/15		SF									
12/22		at Cin									
12/29		at Det									
12/24		Cle									
12/31		at Min									
Totals	1-3		140	93	833	66.4	4	5	29	8/78	76.9



MIKE GLENNON'S NFL STATISTICS

REGULAR SEASON

Year	Team	GP-GS	Att	Cmp	Pct	Yds	Yds/Att	TD	Int	Lg	Sk-Yds	Rating
2013	Tampa Bay	13-13	416	247	59.4	2,608	6.3	19	9	85t	40-314	83.9
2014	Tampa Bay	6-5	203	117	57.6	1,417	7.0	10	6	41	16-91	83.3
2015	Tampa Bay	0-0	0	0	--	0	--	0	0	--	0-0	--
2016	Tampa Bay	2-0	11	10	90.9	75	6.8	1	0	13	0-0	125.4
2017	Chicago	4-4	140	93	66.4	833	6.0	4	5	29	8-78	76.9
NFL totals		25-22	770	467	60.6	4,933	6.4	34	20	85t	64-483	83.2

Record as Starter: 6-16 (.286) - 2013 (4-9), 2014 (1-4), 2017 (1-3).

ADDITIONAL STATS: Fumbles-Lost -- (13-8): 2013 (7-4), 2014 (2-0), 2017 (3-3)

Year	Team	Rush	Yds	Avg	Lg	TD
2013	Tampa Bay	27	37	1.4	16	0
2014	Tampa Bay	10	49	4.9	19	0
2016	Tampa Bay	0	0	-	-	0
2017	Chicago	4	4	1.0	2	0
NFL totals		41	90	2.2	19	0

SEASON / CAREER / PLAYOFF HIGHS

	2017	Career	Playoff
Attempts	45, at TB (9/17)	51, vs. CAR (10/24/13)	None
Completions	31, at TB (9/17)	Same	None
Passing Yards	301, at TB (9/17)	314, vs. BAL (10/12/14)	None
TD Passes	1, four times	2, 12 times	None
Interceptions	2, twice	2, four times	None
Longest Completion	29, at GB (9/28)	85t, at DET (11/24/13)	None

MIKE GLENNON'S GAME-BY-GAME STATISTICS

2013 TAMPA BAY BUCCANEERS

Date	W/L	Opp.	Att	Cmp	Yds	Pct.	TD	INT	Lg	Sk/Lst	Rtg
DID NOT PLAY WEEKS 1-3											
9/29	L	Ari	43	24	193	55.8	1	2	20	2/20	55.7
10/13	L	Phi	43	26	273	60.5	2	1	36	2/16	84.7
10/20	L	at Atl	44	26	256	59.1	2	0	59	3/30	90.7
10/24	L	Car	51	30	275	58.8	1	0	29	3/26	80.1
11/3	L	at Sea	23	17	168	73.9	2	0	27	3/25	123.1
11/11	W	Mia	21	11	139	52.4	1	1	30	2/15	69.3
11/17	W	Atl	23	20	231	87.0	2	0	53	2/7	137.5
11/24	W	at Det	21	14	247	66.7	2	0	85	4/40	138.4
12/1	L	at Car	21	14	180	66.7	0	1	60	5/40	73.5
12/8	W	Buf	25	9	90	36.0	2	2	38	1/9	40.4
12/15	L	SF	34	18	179	52.9	2	1	26	4/35	75.5
12/22	L	at StL	26	16	158	61.5	0	0	30	7/47	78.7
12/29	L	at NO	41	22	219	53.7	2	1	48	2/4	75.2
Totals	4-9		416	247	2,608	59.4	19	9	85	40/314	83.9

2014 TAMPA BAY BUCCANEERS

Date	W/L	Opp.	Att	Cmp	Yds	Pct.	TD	INT	Lg	Sk/Lst	Rtg
9/18	L	at Atl	24	17	121	70.8	1	0	14	2/18	96.0
9/28	W	at Pit	42	21	302	50.0	2	1	41	1/15	79.7
10/5	L	at NO	32	19	249	59.4	2	1	34	1/1	91.8
10/12	L	Bal	44	24	314	54.5	2	1	33	5/37	83.0
10/26	L	Min	28	19	171	67.9	1	1	40	5/12	81.1
11/2	L	at Cle	33	17	260	51.5	2	2	34	2/8	72.8
Totals	1-5		203	117	1,417	57.6	10	6	41	16/91	83.3

2016 TAMPA BAY BUCCANEERS

Date	W/L	Opp.	Att	Cmp	Yds	Pct.	TD	INT	Lg	Sk/Lst	Rtg
11/3	L	Atl	11	10	75	90.9	1	0	13	0/0	125.4
11/13	W	CHI	-	-	-	-	-	-	-	-	-
Totals	1-1		11	10	75	90.9	1	0	13	0/0	125.4



91 EDDIE GOLDMAN

Ht: 6-4

Wt: 320

Age: 23

College: Florida State

Bears Season: 3

NFL Season: 3

Acquired: 2nd round of the 2015 draft (39th overall)

DEFENSIVE LINE

PRO CAREER: Starts third professional season, appearing in 26 contests with 22 starts for the Chicago Bears (2015-17) ...tallied 73 tackles, 8 sacks, 10 TFLs and 1 pass breakup ... named to Mel Kiper and the PFWA's All-Rookie teams after tallying 39 tackles, 4.5 sacks and 6 TFLs ... ranked 4th amongst NFL rookies in sacks with 4.5.

2017 SEASON: Started five games, recording 10 tackles, 1 sack and 1 TFL.

HONORS AND AWARDS: 2015: All-Rookie (PFWA & Mel Kiper).

PREVIOUS SEASONS: 2016: Limited because of injury to 6 games with 5 starts, recording 24 tackles, 2.5 sacks, 3 TFLs and 1 pass breakup ... posted a career high 6 tackles in the season-opener at HOU (9/11) ... 3 TFLs tied for 3rd on the team. **2015:** Notched 39 tackles, 4.5 sacks and 6 TFLs en route to being named to Mel Kiper's and the PFWA's All-Rookie Teams ... started 12-of-15 games for the Bears ... his 4.5 sacks ranked 4th amongst NFL rookies ... 6 TFLs ranked 4th on the Bears ... was placed on IR on 12/30 with an ankle injury.

2017 CHICAGO BEARS

Date	W/L	Opponent	Tkls-5	Sk-YL	INT-Yds	PD	FF	FR	TFL
9/10*	L	ATL	1-1	0-0	0-0	0	0	0	0
9/17*	L	at TB	3-2	1-5	0-0	0	0	0	1
9/24*	W	PIT	2-2	0-0	0-0	0	0	0	0
9/28*	L	at GB	2-0	0-0	0-0	0	0	0	0
10/9*	L	MIN	2-2	0-0	0-0	0	0	0	0
10/15		at BAL							
10/22		CAR							
10/29		at NO							
11/12		GB							
11/19		DET							
11/26		at PHI							
12/3		SF							
12/10		at CIN							
12/16		at DET							
12/24		CLE							
12/31		at MIN							
Totals	1-4		10-7	1-5	0-0	0	0	0	1

*Denotes Game Started

EDDIE GOLDMAN'S NFL STATISTICS

REGULAR SEASON


Year	Team	GP	GS	Tackles					Interceptions					Fumbles			Misc.		
				Tot	S	A	Sk	Yds	No	Yds	Lg	TD	PD	FF	FR	Yds	TFL	STT	
2015	Chicago	15	12	39	23	16	4.5	40.5	0	0	-	0	0	0	0	0	0	6.0	0
2016	Chicago	6	5	24	18	6	2.5	16.0	0	0	-	0	1	0	0	0	0	3.0	0
2017	Chicago	5	5	10	7	3	1.0	5.0	0	0	-	0	0	0	0	0	0	1.0	0
NFL totals		26	22	73	48	25	8.0	61.5	0	0	-	0	1	0	0	0	0	10.0	0

SEASON / CAREER / PLAYOFF HIGHS

	2017	Career	Playoff
Tackles	3, at TB (9/17)	6, at HOU (9/11/16)	None
Solos	2, at TB (9/17)	6, at HOU (9/11/16)	None
Tackles For Loss	1, at TB (9/17)	2, vs. SF (12/6/15)	None
Sacks	1, at TB (9/17)	2, vs. SF (12/6/15)	None



96

AKIEM
HICKS**Ht:** 6-5**Wt:** 336**Age:** 28**College:** Regina**Bears Season:** 2**NFL Season:** 6**Acquired:** Unrestricted free agent in 2016 (NE)

DEFENSIVE LINE

PRO CAREER: Entering his second season with the Bears, starting 54-of-82 contests with 227 tackles, 20.5 sacks, 32 TFLs, 4 pass breakups, 3 forced fumbles and 3 fumble recoveries in five seasons with the Saints (2012-15), Patriots (2015) and Bears (2016) ... his 119 tackles with New Orleans ranked 2nd among the defensive linemen on the Saints from 2012-15 ... led the Saints defensive line in tackles in 2013 (56) and was 2nd in 2014 (41) ... ranked 4th on the Saints in sacks from 2012-15 (6.5) ... was traded to the Patriots after the Saints first three games in 2015 ... 3 sacks with New England in 2015 ranked tied for 3rd along the Patriots defensive front ... 7 sacks with the Bears in 2016 ranked second on the team.

2017 SEASON: Started five games, recording 16 tackles, 5 TFLs, 1 fumble recovery and 4 sacks for a loss of 28 yards.

HONORS AND AWARDS: 2016: Defensive Player of the Week (12/4)

PREVIOUS SEASONS: 2016: Started all 16 games at DE ... set a career-high in tackles (71), sacks (7), pass breakups (3) and forced fumbles (2) ... also recorded 5 TFLs and recovered 1 fumble ... one of three Bears players to record at least seven sacks ... only defensive player to start every game ... recorded 2 multi-sack games (10/31 vs. MIN & 12/4 vs. SF). **2015:** Appeared in 16 games with 3 starts with the Patriots and Saints ... posted 23 tackles, 3 sacks, 5 TFLs and 1 FR ... all 3 starts came with New Orleans where he collected 2 assisted tackles ... in 13 games with New England, notched 21 tackles, 3 sacks, 5 TFLs and 1 FR ... 3 sacks ranked tied for 3rd among the Patriots defensive linemen ... saw action in 2 playoff games, posting 3 tackles and 1 TFL. **2014:** Started 14-of-15 games for the Saints, posting 41 tackles, 2 sacks and 7 TFLs ... 41 tackles ranked 2nd on the Saints defensive linemen ... was placed on IR prior the season finale. **2013:** Started 16-of-16 games for the first time in his career with New Orleans ... posted career-highs in tackles (56), sacks (4.5) and TFLs (8) ... 56 tackles were the most among the Saints defensive front ... started both of the Saints postseason contests, notching 7 tackles and 0.5 sacks. **2012:** Appeared in 14 games with the Saints as a rookie ... collected 20 tackles, 1 pass breakup, 2 TFLs and 1 forced fumble.



CHICAGO BEARS BIOGRAPHIES

2017 CHICAGO BEARS

Date	W/L	Opponent	Tkls-S	Sk-YL	INT-Yds	PD	FF	FR	TFL
9/10*	L	ATL	3-3	2-13	0-0	0	0	0	2
9/17*	L	at TB	3-2	0-0	0-0	0	0	0	0
9/24*	W	PIT	4-2	0-0	0-0	0	0	1	0
9/28*	L	at GB	2-0	0-0	0-0	0	0	0	0
10/9*	L	MIN	4-4	2-15	0-0	0	0	0	3
10/15		at BAL							
10/22		CAR							
10/29		at NO							
11/12		GB							
11/19		DET							
11/26		at PHI							
12/3		SF							
12/10		at CIN							
12/16		at DET							
12/24		CLE							
12/31		at MIN							
Totals	1-4		16-11	4-28	0-0	0	0	1	5

*Denotes Game Started

AKIEM HICKS' NFL STATISTICS

REGULAR SEASON

Year	Team	GP	GS	Tackles					Interceptions					Fumbles			Misc.	
				Tot	S	A	Sk	Yds	No	Yds	Lg	TD	PD	FF	FR	Yds	TFL	STT
2012	New Orleans	14	0	20	10	10	0.0	0.0	0	0	-	0	1	1	0	0	2	0
2013	New Orleans	16	16	56	29	27	4.5	27.5	0	0	-	0	0	0	0	0	8	0
2014	New Orleans	15	14	41	27	14	2.0	16.0	0	0	-	0	0	0	0	0	7	0
2015	TOTAL	16	3	23	9	14	3.0	12.0	0	0	-	0	0	0	1	0	5	0
2016	Chicago	16	16	71	50	21	7.0	49.0	0	0	-	0	3	2	1	0	5	0
2017	Chicago	5	5	16	11	5	4.0	28.0	0	0	-	0	0	0	1	0	5	0
Totals		82	54	227	136	91	20.5	132.5	0	0	-	0	4	3	3	0	32	0

POSTSEASON

Year	Team	GP	GS	Tackles					Interceptions					Fumbles			Misc.	
				Tot	S	A	Sk	Yds	No	Yds	Lg	TD	PD	FF	FR	Yds	TFL	STT
2013	New Orleans	2	2	7	3	4	0.5	4.0	0	0	-	0	0	0	0	0	0	0
2015	New England	2	0	3	1	2	0.0	0.0	0	0	-	0	0	0	0	0	1	0
Totals		4	2	10	4	6	0.5	4.0	0	0	-	0	0	0	0	0	1	0

SEASON / CAREER / PLAYOFF HIGHS

	2017	Career	Playoff
Tackles	4, twice	13, vs. SF (12/4/16)	4, at SEA (1/11/14)
Solos	4, vs. MIN	8, vs. SF (12/4/16)	2, at PHI (1/4/14)
Sacks	2, twice	2, five times	0.5, at PHI (1/4/14)



24 JORDAN HOWARD

Ht: 6-0

Age: 23

Bears Season: 2

Acquired: 5th round of the 2016 draft (150th overall)

Wt: 222

College: Indiana

NFL Season: 2

RUNNING BACK

PRO CAREER: Enters second NFL campaign ... Started 18-of-20 games for the Bears, carrying the ball 334 times for 1,641 yards (4.9 avg) and 10 touchdowns ... Adds 39 receptions for 348 yards (8.9 avg)... Set a Bears rookie rushing record with his 1,313 yards and became the second-youngest Bears RB to eclipse 1,000 yards in a season ... his 1,313 yards ranked second in the NFL behind Dallas' Ezekiel Elliott, marking the first time since the 1970 merger that two rookies finished 1-2 in the NFL in rushing ... later became the first Bears rookie running back to be voted to the Pro Bowl since Hall of Famer Gale Sayers in 1965.

2017 SEASON: Started five games, rushing for 328 yards on 82 carries (4.0 avg) and 4 touchdowns... Adds 10 receptions for 50 yards (5.0 avg)... Set a career-high in receptions (5) vs. PIT (9/24)... Led the Bears in scoring (12), rushing yards (138), receptions (5) and receiving yards (26) against the Steelers on 9/24. The last Bear to accomplish this feat was Matt Forte when he tallied 47 yards on the ground, 6 catches for 57 yards and 1 score at Minnesota (12/20/15).

HONORS & AWARDS: 2016: NFC Offensive Player of the Week, FedEx Ground Player of the Week, Offensive Rookie of the Month (December/January), All-Rookie Team (PFWA, Gil Brandt, USA Today, Fox Sports) ... Brian Piccolo Award.

2016 SEASON: Appeared in 15 games (Games 2-16) with 13 starts (Games 4-16) carrying the ball 252 times for 1,313 yards (5.2 avg) and 6 touchdowns ... caught 29 passes for 298 yards (10.3 avg) ... 5.2 rushing average led the NFC ranked 4th in the league overall ... 1,313 yards ranked second in the NFL ... became the first Bears rookie to rush for 100+ yards in each of his first two starts ... second-youngest Bear to rush for 1,000 yards in a season (Salaam, 1995) ... first Bears rookie to rush for over 100 yards in 7 games ... scored 3 touchdowns vs. SF (12/4) which ranks tied for second most by a Bears rookie ... rushed for a career-high 153 yards vs. MIN (10/31), which earned him NFC Offensive Player of the Week and FedEx Ground Player of the Week ... earned Offensive Rookie of the Month for of December/January.



CHICAGO BEARS BIOGRAPHIES

2017 CHICAGO BEARS

Date	W/L	Opp.	Rush	Yards	Avg.	Lg	TD	Rec.	Yards	Avg.	Lg	TD
9/10*	L	ATL	13	52	4.0	11	1	3	14	4.7	9	0
9/17*	L	at TB	9	7	0.8	4	0	0	0	0.0	-	0
9/24*	W	PIT	23	140	6.1	19t	2	5	26	5.2	10	0
9/28*	L	at GB	18	53	2.9	16	1	2	10	5.0	7	0
10/9*	L	MIN	19	76	4.0	13	0	0	0	0.0	-	0
10/15		at BAL										
10/22		CAR										
10/29		at NO										
11/12		GB										
11/19		DET										
11/26		at PHI										
12/3		SF										
12/10		at CIN										
12/16		at DET										
12/24		CLE										
12/31		at MIN										
Totals	1-4		82	328	4.0	19t	4	10	50	5.0	10	0

*Denotes Game Started


JORDAN HOWARD'S NFL STATISTICS

REGULAR SEASON

Year	Team	GP-GS	Rush	Yds	Avg	Lg	TD	Rec	Yds	Avg	Lg	TD	STT
2016	Chicago	15-13	252	1,313	5.2	69	6	29	298	10.3	34	1	0
2017	Chicago	5-5	82	328	4.0	19t	4	10	50	5.0	10	0	0
Totals		20-18	334	1,641	4.9	69	10	39	348	8.9	34	1	0

SEASON / CAREER / PLAYOFF HIGHS

	2017	Career	Playoff
Rushes	23, vs. PIT (9/24)	32, vs. SF (12/4/16)	None
Rushing Yards	140, vs. PIT (9/24)	153, vs. MIN (10/31/16)	None
Longest Run	19t, vs. PIT (9/24)	69, vs. MIN (10/31/16)	None
Rushing TDs	2, vs. PIT (9/24)	3, vs. SF (12/4)	None
Receptions	5, vs. PIT (9/24)	Same	None
Receiving Yards	26, vs. PIT (9/24)	49, vs. MIN (10/31)	None
Longest Reception	10, vs. PIT (9/24)	34, vs. MIN (10/31)	None
Receiving TDs	None	1, at IND (10/2)	None



39 EDDIE JACKSON

Ht: 6-0
Age: 24

Wt: 194
College: Alabama

Acquired: 4th round of the 2017 NFL draft (112th overall)

DEFENSIVE BACK

COLLEGE CAREER: Started 38-of-41 career contests at Alabama, posting 130 tackles, 8.5 TFLs, 14 pass breakups, and 9 interceptions (3 returned for touchdowns) ... Earned second team All-SEC as a senior and first team All-SEC and second-team All-America as a junior... Owns school record for most career interception yards... Led SEC in INTs (6) as a junior.

2017 SEASON: Started five games, recording 17 tackles, 2 pass defenses and 1 TFL.

SENIOR: Selected as one of the Crimson Tide's permanent team captains for the 2016 season ... Earned second team All-SEC honors from the conference coaches, despite playing in only eight games ... Midseason All-American by CBS, ESPN and USA Today ... Suffered a season-ending leg injury against Texas A&M ... owns the Alabama record for career interception return yards with 303 on 9 interceptions ... Registered 24 total tackles and two pass breakups to go with his interception ... Earned UA coaches' defensive player of the week honors for the Western Kentucky matchup and special teams player of the week recognition for his performances at Ole Miss and Tennessee. **JUNIOR:** Made the transition to safety in the spring of 2015 and excelled in his new role ... selected to the All-SEC First Team by the conference coaches and Associated Press ... earned second team All-America honors from Walter Camp and the FWAA ... named a third team All-American by the Associated Press ... led the team in interceptions with six -- two picks returned for touchdowns, a forced fumble and fumble recovery to go with his 46 tackles from the starting safety spot ... accumulated 230 return yards on his interceptions, shattering the previous all-time record of 163 by Hootie Ingram in 1952 across Ingram's 10 interceptions ... finished tied for seventh nationally and as the SEC leader for interceptions ... earned FWAA National Defensive Player of the Week honors for his performance at Texas A&M ... one of 16 semifinalists for the Jim Thorpe Award, presented annually to the nation's top defensive back. **SOPHOMORE:** Penciled in to be a starter at cornerback before tearing his ACL in spring practice ... returned to game action on Sept. 6 against FAU and started 10 of 11 games at cornerback, including nine straight ... registered 41 total tackles, including two for loss (-12 yards), one sack (-11 yards), an interception (18 yards), six pass breakups, one recovered fumble (16 yards) and two forced fumbles ... earned Alabama Defensive Player of the Week honors after the FAU and Mississippi State games. **FRESHMAN:** Started four games at cornerback as a true freshman for Alabama and played in seven contests ... finished with 19 tackles, including 16 solo stops and one tackle for loss (3 yards) ... added an interception, a quarterback hurry and three pass breakups ... returned a fumble 35 yards against Chattanooga ... named a Special Teams Player of the Week by the Alabama coaching staff after the Arkansas game.

EDDIE JACKSON'S COLLEGE STATISTICS

Year	Team	Tackles							Interceptions					Fumbles		Misc.
		GP	GS	Tot	S	A	Sk	Yds	No	Yds	Lg	TD	PD	FF	FR	
2013	Alabama	7	4	19	16	3	0.0	0.0	1	0	0	0	3	0	2	1.0
2014	Alabama	11	11	41	32	9	1.0	11.0	1	18	18	0	7	2	1	2.0
2015	Alabama	15	15	46	34	12	0.0	0.0	6	230	2	2	2	1	1	3.0
2016	Alabama	8	8	24	15	9	0.0	0.0	1	55	55	1	2	0	0	2.5
Totals		41	38	130	97	33	1.0	11.0	9	303	55	3	14	3	4	8.5

ADDITIONAL STATS: Punt Returns - 11 returns for 253 yards (23.0 avg), 2 touchdowns



CHICAGO BEARS BIOGRAPHIES

2017 CHICAGO BEARS

Date	W/L	Opponent	Tkls-S	Sk-YL	INT-Yds	PD	FF	FR	TFL
9/10*	L	ATL	3-3	0-0	0-0	0	0	0	0
9/17*	L	at TB	8-7	0-0	0-0	0	0	0	1
9/24*	W	PIT	1-1	0-0	0-0	0	0	0	0
9/28*	L	at GB	1-1	0-0	0-0	1	0	0	0
10/9*	L	MIN	4-2	0-0	0-0	1	0	0	0
10/15		at BAL							
10/22		CAR							
10/29		at NO							
11/12		GB							
11/19		DET							
11/26		at PHI							
12/3		SF							
12/10		at CIN							
12/16		at DET							
12/24		CLE							
12/31		at MIN							
Totals	1-4		17-14	0-0	0-0	2	0	0	1

*Denotes Game Started


EDDIE JACKSON'S NFL STATISTICS

REGULAR SEASON

Year	Team	GP	GS	Tot	Tackles				Interceptions				Fumbles			Misc.		
					S	A	Sk	Yds	No	Yds	Lg	TD	PD	FF	FR	Yds	TFL	STT
2017	Chicago	5	5	17	14	3	0	0	0	0	-	0	2	0	0	0	1	0

SEASON / CAREER / PLAYOFF HIGHS

	2017	Career	Playoff
Tackles	8, at TB (9/17)	Same	None
Solos	7, at TB (9/17)	Same	None
Tackles For Loss	1, at TB (9/17)	Same	None
Sacks	None	None	None



52 CHRISTIAN JONES

Ht: 6-3

Wt: 251

Age: 26

College: Florida State

Bears Season: 4

NFL Season: 4

Acquired: Undrafted free agent in 2014

LINEBACKER

PRO CAREER: Over four seasons Jones has appeared in 52 contests with 22 starts with the Bears (2014-17) ... owns 225 tackles, 2 sacks, 4 TFLs, 2 fumble recoveries and 5 pass breakups ... also has 27 STTs ... finished third on the Bears in both defensive tackles (98) and special teams tackles (11) in 2014 and placed second in defensive tackles (98) in 2015 ... 196 tackles leads the Bears over the previous two seasons (2014-15).

2017 SEASON: Appeared in five games (two starts), recording 21 tackles, 1 pass defense and 1 STT.

PREVIOUS SEASONS: 2016: Appeared in all 16 games with 2 starts (Games 5&6), recording 8 tackles and 1 pass breakup ... added 11 STTs which ranked 2nd on the team. **2015:** Appeared in 15 contests (Games 1-13 & 15-16), starting at ILB in 13 contests (Games 1-2, 4-10, 12-13 & 15-16), gathering 98 tackles (2nd on the team), 2 TFLs, 1 fumble recovery, 4 pass breakups and 4 STTs ... inactive Game 14. **2014:** Saw action in all 16 contests in his rookie season for Chicago, making 5 starts (Games 6, 8 & 14-16) and finishing third on the team with 98 tackles, including 2 sacks and 2 additional TFLs ... added 4 QB pressures and 1 fumble recovery on defense ... finished third on the team with 11 special teams tackles ... had 3 double-digit tackle contests, pacing the Bears in tackles in each of those games (10/26 at NE, 12/15 vs. NO and 12/21 vs. DET).

2017 CHICAGO BEARS

Date	W/L	Opponent	Tkls-S	Sk-YL	INT-Yds	PD	FF	FR	TFL
9/10	L	ATL	0-0	0-0	0-0	0	0	0	0
9/17	L	at TB	6-2	0-0	0-0	0	0	0	0
9/24	W	PIT	1-0	0-0	0-0	0	0	0	0
9/28*	L	at GB	5-3	0-0	0-0	0	0	0	0
10/9*	L	MIN	9-5	0-0	0-0	1	0	0	0
10/15		at BAL							
10/22		CAR							
10/29		at NO							
11/12		GB							
11/19		DET							
11/26		at PHI							
12/3		SF							
12/10		at CIN							
12/16		at DET							
12/24		CLE							
12/31		at MIN							
Totals	0-2		21-10	0-0	0-0	1	0	0	0

*Denotes Game Started

CHRISTIAN JONES' NFL STATISTICS

REGULAR SEASON

Year	Team	Tackles							Interceptions				Fumbles			Misc.		
		GP	GS	Tot	S	A	Sk	Yds	No	Yds	Lg	TD	PD	FF	FR	Yds	TFL	STT
2014	Chicago	16	5	98	54	44	2.0	4.0	0	0	-	0	0	0	1	2	2.0	11
2015	Chicago	15	13	98	70	28	0.0	0.0	0	0	-	0	4	0	1	0	2.0	4
2016	Chicago	16	2	8	5	3	0.0	0.0	0	0	-	0	1	0	0	0	0.0	11
2017	Chicago	5	2	21	10	11	0.0	0.0	0	0	-	0	1	0	0	0	0.0	1
NFL Totals		52	22	225	139	86	2.0	4.0	0	0	0	0	6	0	2	2	4.0	27

SEASON / CAREER / PLAYOFF HIGHS

	2017	Career	Playoff
Tackles	9, vs. MIN (10/9)	18, vs. DET (12/21/14)	None
Solos	5, vs. MIN (10/9)	13, vs. DET (12/21/14)	None
Tackles For Loss	None	1, three times	None
Sacks	None	1, twice	None



44 NICK KWIATKOSKI

Ht: 6-2**Wt:** 242**Age:** 24**College:** West Virginia**Bears Season:** 2**NFL Season:** 2**Acquired:** 4th round of 2016 draft (113th overall)

LINEBACKER

PRO CAREER: Enters second NFL season, appearing in 16 games (8 starts) with the Bears, recording 57 tackles, 5 TFLs, 1 forced fumble, 1 sack, 1 pass break up and 3 STTs.

2017 SEASON: Appeared in two games (one start), recording 5 tackles. Inactive Game 3.

2016 SEASON: Recorded 52 tackles, 5 TFLs, 1 forced fumble, 1 sack and 1 pass breakup in 14 games (7 starts) as a rookie ... made 10 tackles vs. SF (12/4) ... posted a team-high in tackles twice (6 vs. TEN 11/27 & 9 at DET 12/11).

2017 CHICAGO BEARS

Date	W/L	Opponent	Tkls-S	Sk-YL	INT-Yds	PD	FF	FR	TFL
9/10	L	ATL	1-0	0-0	0-0	0	0	0	0
9/17*	L	at TB	4-4	0-0	0-0	0	0	0	0
9/24	W	PIT			INACTIVE				
9/28	L	at GB			INACTIVE				
10/9	L	MIN			INACTIVE				
10/15		at BAL							
10/22		CAR							
10/29		at NO							
11/12		GB							
11/19		DET							
11/26		at PHI							
12/3		SF							
12/10		at CIN							
12/16		at DET							
12/24		CLE							
12/31		at MIN							
Totals	0-1		5-4	0-0	0-0	0	0	0	0

*Denotes Game Started


NICK KWIATKOSKI'S CAREER STATISTICS

REGULAR SEASON

Year	Team	Tackles								Interceptions				Fumbles			Misc.	
		GP	GS	Tot	S	A	Sk	Yds	No	Yds	Lg	TD	PD	FF	FR	Yds	TFL	STT
2016	Chicago	14	7	52	39	13	1.0	0.0	0	0	-	0	1	1	0	0	5.0	2
2017	Chicago	2	1	5	4	1	0.0	0.0	0	0	-	0	0	0	0	0	0.0	1
Totals		16	8	57	43	14	1.0	0.0	0	0	-	0	1	1	0	0	5.0	3

SEASON / CAREER / PLAYOFF HIGHS

	2017	Career	Playoff
Tackles	4, at TB (9/17)	10, vs. SF (12/4/16)	None
Solos	4, at TB (9/17)	9, vs. SF (12/4/16)	None
Tackles For Loss	None	2, vs. SF (12/4/16)	None
Sacks	None	1, at DET (12/11/16)	None



22 CRE'VON LEBLANC

Ht: 5-11**Wt:** 190**Age:** 23**College:** Florida Atlantic**Bears Season:** 2**NFL Season:** 2**Acquired:** Acquired from waivers in 2016 (NE)

DEFENSIVE BACK

PRO CAREER: Enters second NFL season, appearing in 18 games with 9 starts, recording 47 tackles, 13 pass break-ups, 2 interceptions and 1 STT ... Returned an interception for a touchdown at DET (12/11/16), making the Bears the only team in the NFL to have two rookies record a defensive touchdown in 2016 (Leonard Floyd) and the first pair of Bears rookies to record a defensive touchdown since at least 1960.

2017 SEASON: Appeared in five games as a reserve, recording 1 tackle and 1 STT.

2016 SEASON: Appeared in 13 games (Games 2-14 & 16) with 9 starts (Games 7-14 & 16), recording 46 tackles, 13 pass breakups and 2 interceptions (1 returned for a touchdown) ... 2 interceptions tied for the team lead ... one of two players on Bears team to record a defensive touchdown. GAMES PLAYED-STARTED: 13-9

2017 CHICAGO BEARS

Date	W/L	Opponent	Tkls-S	Sk-YL	INT-Yds	PD	FF	FR	TFL
9/10	L	ATL	0-0	0-0	0-0	0	0	0	0
9/17	L	at TB	1-1	0-0	0-0	0	0	0	0
9/24	W	PIT	0-0	0-0	0-0	0	0	0	0
9/28	L	at GB	0-0	0-0	0-0	0	0	0	0
10/9	L	MIN	0-0	0-0	0-0	0	0	0	0
10/15		at BAL							
10/22		CAR							
10/29		at NO							
11/12		GB							
11/19		DET							
11/26		at PHI							
12/3		SF							
12/10		at CIN							
12/16		at DET							
12/24		CLE							
12/31		at MIN							
Totals	0-0		1-1	0-0	0-0	0	0	0	0

*Denotes Game Started

CRE'VON LEBLANC'S NFL STATISTICS

REGULAR SEASON

Year	Team	GP	GS	Tackles				Interceptions					Fumbles			Misc.		
				Tot	S	A	Sk	Yds	No	Yds	Lg	TD	PD	FF	FR	Yds	TFL	STT
2016	Chicago	13	9	46	36	10	0.0	0.0	2	24	24t	1	13	0	0	0	0.0	0
2017	Chicago	5	0	1	1	0	0.0	0.0	0	0	-	0	0	0	0	0	0.0	1
Totals		18	9	47	37	10	0.0	0.0	2	24	24t	1	13	0	0	0	0.0	1

ADDITIONAL STATS: 2016: 5 punt returns for 43 yards (8.6 avg.)

SEASON / CAREER / PLAYOFF HIGHS

	2017	Career	Playoff
Tackles	1, at TB (9/17)	6, at GB (10/20/16)	None
Solos	1, at TB (9/17)	6, vs. GB (12/18/16)	None
Pass Defenses	None	3, twice	None
Interceptions	None	1, twice	None



72

CHARLES
LENO, JR.**Ht:** 6-3**Wt:** 305**Age:** 26**College:** Boise State**Bears Season:** 4**NFL Season:** 4**Acquired:** 7th round of the 2014 draft (246th overall)

OFFENSIVE LINE

PRO CAREER: Appeared in 43 contests with 35 starts in four seasons with Chicago (2014-17) ... owns 34 starts at LT and 1 start as a sixth eligible lineman ... in 2015, helped the Bears offense to franchise's fourth-highest single-season gross passing total in 2015 (3,843 yards), fifth-highest single-season net passing total (3,660 yards) and sixth highest total for net yards (5,514) ... made NFL debut on November 9, 2014 at Green Bay ... made first NFL start on November 16, 2014 versus Minnesota as a sixth eligible lineman ... signed a four-year contract extension through 2021 on August 23.


2017 SEASON: Started five games at LT.

PREVIOUS SEASONS: 2016: Started all 16 games at LT ... one of only two offensive players to start every game ... helped pave the way for rookie Jordan Howard to 1,313 rushing yards (2nd in NFL) ... helped the Bears to the 3rd most passing yards (gross and net) in franchise history. **2015:** Appeared in all 16 contests, with 13 starts (Games 4-16) at LT... helped the Bears offense to franchise's fourth-highest single-season gross passing total in 2015 (3,843 yards), fifth-highest single-season net passing total (3,660 yards) and sixth highest total for net yards (5,514). **2014:** Appeared in 6 contests with 1 start in his rookie season with the Bears, spending most of his time as a sixth eligible lineman ... made NFL debut at Green Bay (11/9) and first career start a week later vs. MIN (11/6) as a sixth eligible lineman ... saw action in Games 9-14 ... inactive Games 1-5, 7 and 8 and 16, while active but did not play in Games 6 and 15.

CHARLES LENO'S NFL STATISTICS

REGULAR SEASON

GAMES PLAYED-STARTED - 43-35: 2014 CHI (6-1); 2015 CHI (16-13); 2016 CHI (16-16); 2017 CHI (5-5).



75 KYLE LONG

Ht: 6-6

Age: 29

Bears Season: 5

Acquired: 1st round of the 2013 draft (20th overall)

Wt: 320

College: Oregon

NFL Season: 5

OFFENSIVE LINE

PRO CAREER: Three-time Pro Bowler, becoming first Bears player since Brian Urlacher (2000-02) to be named to the Pro Bowl in each of his first three professional football seasons and seventh Bears player to accomplish the feat overall (Long, Urlacher, Gale Sayers, Dick Butkus, Mike Ditka, Rick Casares and Harlon Hill) ... first Bears offensive lineman ever to be named to Pro Bowl in each of his first three professional football seasons ... has started 58 games (40 at RG, 16 at RT and 1 at LG) in four NFL seasons (2013-16) with Chicago ... helped pave the way for 1,000-yard rusher three times (M. Forte: 1,339 in 2013 and 1,038 in 2014 and Jordan Howard: 1,313 in 2016) ... named to the PFWA's All-Rookie team in 2013 ... was the first Bears offensive lineman to reach the Pro Bowl since 2006 (R. Brown/O. Kreutz), the first Bears rookie to make the Pro Bowl squad since 2009 (J. Knox) and the first Bears rookie to make the Pro Bowl as a non-specialist since 2000 (B. Urlacher).


2017 SEASON: Started 3 games, Inactive for games 1 and 2.

HONORS AND AWARDS: **2015:** Pro Bowl. **2014:** Pro Bowl; second team All-Pro (AP). **2013:** Pro Bowl; All-Rookie (PFWA, Gil Brandt & Mel Kiper).

PREVIOUS SEASONS: **2016:** Started 8 games at RG before being put on Injured Reserve. **2015:** Started all 16 games at RT, en route to being named to his third consecutive Pro Bowl ... made his first career start at RT in Week 1 after spending his first two NFL seasons at RG ... helped the Bears offense to franchise's fourth-highest single-season gross passing total in 2015 (3,843 yards). **2014:** Named to second consecutive Pro Bowl after starting 15 contests at RG for the Bears ... inactive Game 15 due to hip injury ... helped pave way for 1,000-yard rusher for second-consecutive season as Matt Forte gained 1,038 yards. **2013:** Earned his first trip to the Pro Bowl and multiple All-Rookie teams after starting all 16 games at RG ... helped the Bears offense set numerous franchise marks including total net yards, gross passing yards, net passing yards, passing touchdowns and first downs gained ... helped the offensive line achieve its lowest sack total (30) since 2008 and its lowest sack percentage (4.9) since 1982.

KYLE LONG'S NFL STATISTICS

GAMES PLAYED-STARTED - 58-58: 2013 CHI (16-16); 2014 CHI (15-15); 2015 CHI (16-16); 2016 CHI (8-8); 2017 CHI (3-3).

**70** **BOBBY MASSIE****Ht:** 6-6**Wt:** 320**Age:** 28**College:** Mississippi**Bears Season:** 2**NFL Season:** 6**Acquired:** Unrestricted free agent in 2016 (ARI)**OFFENSIVE LINE**


PRO CAREER: Entering his second season with the Bears, appearing in 74 games with 66 starts in four seasons with the Arizona Cardinals (2012-15) and two with the Bears (2016-17) ... part of an offensive line that allowed just 27 sacks in in 2015 (tied for 4th fewest in the NFL) and 28 sacks in 2014 (tied for the 6th fewest in the NFL) ... helped the Cardinals gain 6,692 yards from scrimmage in 2015, which ranked 2nd in the NFL and 2nd in franchise history ... one of six offensive linemen in the NFL that started all 16 contests as rookies in 2012 ... started 3 of 3 postseason contests.

2017 SEASON: Started five games at RT.

PREVIOUS SEASONS: 2016: Started 15 games at right tackle ... inactive Game 10 ... paved the way for rookie Jordan Howard to 1,313 rushing yards (2nd in NFL) ... helped the Bears to the 3rd most passing yards (gross and net) in franchise history. **2015:** Started the Cardinals final 14 games of the regular season and both playoff games at RT... helped Arizona gain 6,692 yards from scrimmage, which ranked 2nd in the NFL and 2nd in franchise annals ... part of an offensive line that allowed just 27 sacks (tied for 4th fewest in the NFL) ... on the reserve/suspended list for the first two games of the season. **2014:** Started every game at RT, the second time in three years ... part of line that allowed just 28 sacks on the season, tied for the 6th fewest in the NFL in 2014. **2013:** Played in 8 games, seeing time at RT and as an eligible extra blocker ... inactive for the first 6 games of the season ... active but DNP vs. Sea (10/17) ... made season debut vs. Atlanta (10/27). **2012:** Started all 16 games at RT in his rookie season ... was the only Cardinals rookie to start every game and was one of six rookie offensive linemen in the NFL to start all 16 games as a rookie.

BOBBY MASSIE'S NFL STATISTICS**REGULAR SEASON**

GAMES PLAYED-STARTED - 74-66: 2012 ARI (16-16); 2013 ARI (8-0); 2014 ARI (16-16); 2015 ARI (14-14); 2016 CHI (15-15); 2017 CHI (5-5).



18 TRE MCBRIDE

Ht: 6-0

Wt: 210

Age: 24

College: William & Mary

Bears Season: 1

NFL Season: 3

Acquired: Waiver claim in 2017 (TEN)

WIDE RECEIVER

PRO CAREER: Enters his 3rd NFL season... Appeared in 11 games with the Tennessee Titans (2014-15) and Chicago Bears (2017).

CAREER TRANSACTIONS: Drafted by the Tennessee Titans in the 7th round (245th overall) of the 2015 NFL Draft... Released by the Tennessee Titans (9/5/15)... Added to the Tennessee Titans practice squad (9/6/15)... Signed to the Tennessee Titans active roster (11/17/15)... Released by the Tennessee Titans (9/5/16)... Added to the Tennessee Titans practice squad (9/6/16)... Signed to the Tennessee Titans active roster (11/2/16)... Released by the Tennessee Titans (9/2/17)... Acquired from waivers by the Chicago Bears (9/3/17).

2017 SEASON: Appeared in one game as a reserve, catching one pass for 18 yards (18.0 avg)...Inactive for Game 1, appeared in Game 2 as a reserve. Waived prior to Game 3.

PREVIOUS SEASONS: 2016 - Appeared in two games as a reserve primarily on special teams. Spent the first eight weeks of the season on the Titans' practice squad. **2015** - Played in seven games as a rookie. Returned 10 kickoffs for 190 yards and posted two receptions for eight yards with a touchdown. Registered five special teams tackles and a forced fumble on coverage units. Spent the first 10 weeks of the season on the team's practice squad. Collected his first career NFL reception and his first career NFL touchdown against Houston (12/27/15). Made his NFL debut at Jacksonville (11/19/15).


2017 CHICAGO BEARS

Date	W/L	Opp.	Rec	Yds	Avg	Long	TD
9/10	L	ATL					INACTIVE
9/17	L	vs. TB	0	0	0.0	-	0
9/24	W	PIT					NOT WITH TEAM
9/28	L	at GB					PRACTICE SQUAD
10/9	L	MIN	1	18	18.0	18	0
10/15		at BAL					
10/22		CAR					
10/29		at NO					
11/12		GB					
11/19		DET					
11/26		at PHI					
12/3		SF					
12/10		at CIN					
12/16		at DET					
12/24		CLE					
12/31		at MIN					
Totals	0-0		1	18	18.0	18	0

*Denotes Game Started

TRE MCBRIDE'S NFL STATISTICS

REGULAR SEASON													
Year	Team	GP-GS	Rec	Yds	Avg	Lg	TD	Rush	Yds	Avg	Lg	TD	STT
2015	Tennessee	7-0	2	8	4.0	7	1	1	8	8.0	8	0	3
2016	Tennessee	2-0	0	0	0.0	-	0	0	0	0.0	-	0	2
2017	Chicago	2-0	1	18	18.0	18	0	0	0	0.0	-	0	0
NFL totals		11-0	3	26	8.7	18	1	1	8	8.0	8	0	5
SEASON / CAREER / PLAYOFF HIGHS													
			2017				Career				Playoff		
Receptions.....	1, vs. MIN (10/9)				2, vs. HOU (12/27/15)				None				
Receiving Yards.....	18, vs. MIN (10/9)				Same				None				
Longest Reception.....	18, vs. MIN (10/9)				Same				None				
Receiving TDs.....	None				1, vs. HOU (12/27/15)				None				

**27** SHERRICK
McMANIS**Ht:** 6-1**Wt:** 192**Age:** 30**College:** Northwestern**Bears Season:** 6**NFL Season:** 8**Acquired:** Trade with HOU in 2012**DEFENSIVE BACK**

PRO CAREER: Appeared in 99 contests (5 starts) over eight seasons with Houston (2010-11) and Chicago (2012-17), recording 29 tackles, 1 interception and 5 pass breakups ... has added 85 STTs, 1 blocked punt (which was returned by the Bears for a touchdown) 1 forced fumble and 2 fumble recoveries on special teams ... also owns 11 kickoff returns for 230 yards (20.9 avg) ... his 68 special teams tackles leads the Bears since joining the team 2012 ... has ranked in the top 3 on the Bears in special teams tackles all five previous seasons with the team (1st in 2016, 1st in 2015, 2nd in 2012 and 2014, 3rd in 2012).

2017 SEASON: Appeared in five games as a reserve, recording a blocked field goal and a fumble recovery on special teams.

HONOR AND AWARDS: 2012: NFC Special Teams Player of the Week (11/4/12).

PREVIOUS SEASONS: 2016: Appeared in all 16 games as a reserve defensive back and special teams contributor ... recorded 3 tackles ... led team with 13 STTs. **2015:** Saw action in all 16 contests, starting 4 (Games 1, 3 & 5-6) in a 3 CB-set, collecting 19 tackles and 3 pass breakups ... led the Bears with a career-high 17 special teams tackles. **2014:** Appeared in 12 games, mostly on special teams ... missed Weeks 3-6 due to a quad injury suffered in Week 2, along with a knee injury suffered in practice in Week 6 ... racked up 13 special teams tackles which ranked second on the Bears ... added 1 fumble recovery off a muffed punt and 4 defensive tackles. **2013:** Played in 15 games with 1 start, the first of his career ... finished second on the Bears with 15 STTs ... picked-up 1 tackle and 1 PBU on defense. **2012:** Finished tied for third on the team with 10 STTs in 12 games played ... helped the Bears set a franchise record in punt coverage allowing 3.4 ypr ... recovered 1 fumble ... named NFC Special Teams Player of the Week after blocking a punt week 9 at TEN (11/4/12), which was returned for a Bears touchdown ... placed on IR with a knee injury 12/11. **2011:** Recorded 5 STTs in 9 games played in Houston ... returned 10 kickoffs for 205 yards (20.5 avg). **2010:** Saw action in 14 games with the Texans ... made 11 STTs, 2 defensive tackles (1 solo) and intercepted 1 pass.



2017 CHICAGO BEARS

Date	W/L	Opponent	Tkls-S	Sk-YL	INT-Yds	PD	FF	FR	TFL
9/10	L	ATL	0-0	0-0	0-0	0	0	0	0
9/17	L	at TB	0-0	0-0	0-0	0	0	0	0
9/24	W	PIT	0-0	0-0	0-0	0	0	0	0
9/28	L	at GB	0-0	0-0	0-0	0	0	0	0
10/9	L	MIN	0-0	0-0	0-0	0	0	0	0
10/15		at BAL							
10/22		CAR							
10/29		at NO							
11/12		GB							
11/19		DET							
11/26		at PHI							
12/3		SF							
12/10		at CIN							
12/16		at DET							
12/24		CLE							
12/31		at MIN							
Totals	0-0		0-0	0-0	0-0	0	0	0	0

*Denotes Game Started

SHERRICK McMANIS' NFL STATISTICS

REGULAR SEASON

Year	Team	GP	GS	Tackles				Interceptions					Fumbles			Misc.		
				Tot	S	A	Sk	Yds	No	Yds	Lg	TD	PD	FF	FR	Yds	TFL	STT
2010	Houston	14	0	2	1	1	0.0	0.0	1	1	1	0	1	0	0	0	0.0	11
2011	Houston	9	0	0	0	0	0.0	0.0	0	0	-	0	0	1	0	0	0.0	5
2012	Chicago	12	0	0	0	0	0.0	0.0	0	0	-	0	0	0	1	0	0.0	10
2013	Chicago	15	1	1	1	0	0.0	0.0	0	0	-	0	1	0	0	0	0.0	15
2014	Chicago	12	0	4	3	1	0.0	0.0	0	0	-	0	0	0	1	0	0.0	13
2015	Chicago	16	4	19	12	7	0.0	0.0	0	0	-	0	3	0	0	0	0.0	17
2016	Chicago	16	0	3	3	0	0.0	0.0	0	0	-	0	0	0	0	0	0.0	13
2017	Chicago	5	0	0	0	0	0.0	0.0	0	0	-	0	0	0	0	0	0.0	1
Bears totals		76	5	27	19	8	0.0	0.0	0	0	-	0	4	0	2	0	0.0	69
NFL totals		99	5	29	20	9	0.0	0.0	1	1	1	0	5	1	2	0	0.0	85

ADDITIONAL STATS: Blocked Punts - 1: 1 at TEN (11/4/12). Blocked Field Goals - 1 VS. PIT (9/24/17). Kickoff Returns - 11 for 230 yards.

SEASON / CAREER / PLAYOFF HIGHS

	2017	Career	Playoff
Tackles	None	6, at DET (10/18/15)	None
Solos	None	5, at DET (10/18/15)	None
Pass Defenses	None	1, five times	None
Interceptions	None	1, vs. NYG (10/10/10)	None

**92** **PERNELL
McPHEE****Ht:** 6-3**Age:** 29**Bears Season:** 3**Acquired:** Unrestricted free agent in 2015 (BAL)**Wt:** 273**College:** Mississippi State**NFL Season:** 7**LINEBACKER**

PRO CAREER: Appeared in 88 games over seven seasons with the Ravens (2011-14) and Bears (2015-17), starting 19 contests, posting 193 tackles, 29 sacks, 1 interception, 10 pass breakups, 37 TFLs, 6 forced fumbles and 1 fumble recovery ... owns 1 blocked field goal on special teams ... set career highs in tackles (64) and interceptions (1) in his first season as a Bear in 2015 ... helped Ravens to Super Bowl Championship after 2012 season, posting 4 tackles, 1 sack, 2 pass breakups, 1 forced fumble and 1 fumble recovery during the playoff run.

2017 SEASON: Appeared in five games (one start), recording 7 tackles, 2 TFLs and 2 sacks for a loss of 12 yards.

HONORS AND AWARDS: 2016: Ed Block Courage Award.

PREVIOUS SEASONS: 2016: Appeared in 9 games (Games 7-15) after being activated from PUP ... tallied 28 tackles, 4 sacks, 1 TFL and 1 forced fumble ... 4 sacks ranked 3rd on the team despite only seeing action in 9 games.

2015: Saw action in 14 contests (Games 1-8, 10-12 & 14-16) with 12 starts (Games 1-8, 10-12 & 14) at OLB ... gathered 64 tackles (4th on the team), 6 sacks (3rd on the team), 10 TFLs (tied for 2nd on the team), 1 interception, 1 forced fumble and 3 pass breakups ... added blocked field goal in Bears 18-17 victory in Game 5 at Kansas City, the first blocked kick of his career ... named a team captain by his teammates ... missed Games 9 and 13 due to a knee injury ... picked up first career interception in Game 4 vs. Oakland. **2014:** Saw action in all 16 games for the second consecutive season in Baltimore and produced 27 tackles and a career-high 7.5 sacks with 4 pass breakups and 1 FF for a defense that finished second in the league with 49 sacks and allowed the sixth-fewest points per game (18.9) in 2014 ... according to STATS, his 38 combined quarterback knockdowns and hurries in 2014 were 14th most in the NFL. **2013:** Produced 21 tackles, including 13 solo ... added 2 sacks (13 yards), 1 PD and 1 FF in 16 games. **2012:** Appeared in 12 games with 6 starts, missing 4 games with a thigh injury for the Ravens ... produced 21 tackles (18 solo) and 1.5 sacks (12 yards) ... started his first-career NFL game vs. CIN (9/10) ... played in 4 postseason contests, recording 4 tackles, 1 sack, 2 pass breakups, 1 forced fumble and 1 fumble recovery en route to a Super Bowl victory. **2011:** Finished second on the Ravens with 6 sacks for the NFL's third-ranked defense (288.9 ypg) ... led all Ravens rookies with a career-high 23 tackles, while also netting 2 PD, 1 FF and 1 FR ... played in 2 postseason games, tallying 1 pass breakup.



2017 CHICAGO BEARS

Date	W/L	Opponent	Tkls-5	Sk-YL	INT-Yds	PD	FF	FR	TFL
9/10	L	ATL	0-0	0-0	0-0	0	0	0	0
9/17	L	at TB	2-2	0-0	0-0	0	1	0	0
9/24	W	PIT	3-3	1-3	0-0	0	0	0	1
9/28	L	at GB	3-3	1-9	0-0	0	0	0	1
10/9*	L	MIN	1-1	0-0	0-0	0	0	0	0
10/15		at BAL							
10/22		CAR							
10/29		at NO							
11/12		GB							
11/19		DET							
11/26		at PHI							
12/3		SF							
12/10		at CIN							
12/16		at DET							
12/24		CLE							
12/31		at MIN							
Totals	0-1		9-9	2-12	0-0	0	1	0	2

*Denotes Game Started

PERNELL McPHEE'S NFL STATISTICS

REGULAR SEASON

Year	Team	GP	GS	Tackles				Interceptions					Fumbles			Misc.		
				Tot	S	A	Sk	Yds	No	Yds	Lg	TD	PD	FF	FR	Yds	TFL	STT
2011	Baltimore	16	0	23	16	7	6.0	31.0	0	0	0	0	2	1	1	0	4.0	0
2012	Baltimore	12	6	21	18	3	1.5	12.0	0	0	0	0	0	0	0	0	4.0	0
2013	Baltimore	16	0	21	13	8	2.0	13.0	0	0	0	0	1	1	0	0	5.0	0
2014	Baltimore	16	0	27	17	10	7.5	50.0	0	0	0	0	4	1	0	0	11.0	0
2015	Chicago	14	12	64	43	21	6.0	41.0	1	13	13	0	3	0	0	0	10.0	0
2016	Chicago	9	0	28	17	11	4.0	34.0	0	0	-	0	0	1	0	0	1.0	0
2017	Chicago	5	1	9	9	0	2.0	12.0	0	0	-	0	0	1	1	0	2.0	0
Bears totals		28	13	101	69	32	12.0	87.0	1	13	13	0	3	2	0	0	13.0	0
NFL totals		88	19	193	133	60	29.0	193.0	1	13	13	0	10	5	1	0	37.0	0

POSTSEASON

Year	Team	GP	GS	Tackles				Interceptions					Fumbles			Misc.		
				Tot	S	A	Sk	Yds	No	Yds	Lg	TD	PD	FF	FR	Yds	TFL	STT
2011	Baltimore	2	0	0	0	0	0.0	0.0	0	0	0	0	1	0	0	0	0	0
2012	Baltimore	4	0	4	2	2	1.0	9.0	0	0	0	0	2	1	1	0	0	0
2014	Baltimore	2	0	4	0	4	0.5	2.0	0	0	0	0	0	0	0	0	0	0
NFL totals		6	0	8	2	6	1.5	11.0	0	0	0	0	4	1	1	0	0	0

SEASON / CAREER / PLAYOFF HIGHS

	2017	Career	Playoff
Tackles	3, twice	9, twice	3, at DEN (1/12/13)
Solos	3, twice	8, at SEA (9/27/15)	2, at DEN (1/12/13)
Sacks	1, twice	2, four times	1, at DEN (1/12/13)

**86****ZACH
MILLER****Ht:** 6-5**Wt:** 243**Age:** 33**College:** Nebraska-Omaha**Bears Season:** 3**NFL Season:** 6**Acquired:** Waived free agent in 2013 (TB)**TIGHT END**

PRO CAREER: Owns 142 receptions for 1,577 yards (11.1 avg) and 14 touchdowns in 63 games (31 starts) over six NFL seasons with the Jaguars (2009-11) and Bears (2015-17) ... coming off of career highs in receptions (47) and yards (486)

2017 SEASON: Appeared in five games (four starts), catching 16 passes for 182 yards (11.4 avg).

HONORS AND AWARDS: 2015: Brian Piccolo Award.

PREVIOUS SEASONS: 2016: Appeared in 10 games with 8 starts before going on I.R., hauling in 47 passes for 486 yards (10.3 avg) and 4 touchdowns ... recorded his third career multi-touchdown game at DAL (9/25) ... ranked tied for first on the team in receiving touchdowns and third in receiving yards. **2015:** Appeared in 15 contests, starting 14 and collecting career-highs in receptions (34), receiving yards (43) and a team-high 5 touchdowns ... missed Game 16 due to a toe injury ... made Bears debut in Game 1 vs. Green Bay, marking the first time he appeared in a contest since October 16, 2011 ... his 2 receptions in Game 2 vs. Arizona were his first NFL receptions since October 2, 2011 ... hauled in game-winning 25-yard touchdown reception in 4th quarter of Game 8 at San Diego, his first touchdown catch since October 2, 2011 ... had first 100-yard receiving contests of his career in Game 9 at St. Louis (107 yards and 2 touchdowns on 5 receptions) ... 87-yard touchdown reception in Game 9 at St. Louis was the second longest reception ever by a Bears tight end and tied for seventh-longest overall in franchise history ... all 5 touchdowns came in the last 8 games in which he appeared. **2014:** Spent entire regular season on I.R. after suffering a foot injury in the preseason. **2013:** Spent the offseason with Tampa Bay but was waived by the Buccaneers before the start of the regular season. **2012:** Placed on I.R. by Jacksonville prior to the start of the regular season due to a calf injury ... was waived off of Injured Reserve on October 16 and did not sign with another team that season. **2011:** Caught 4 passes for 42 yards (10.5 ypr) and 1 TD in four games played with Jacksonville ... added 2 special teams tackles ... appeared in Games 2-4 and 6 ... inactive Game 1 due to a knee injury and Game 5 due to a shoulder injury ... placed on I.R. due to shoulder injury on October 18, causing him to miss the final 10 games of the season. **2010:** Started 5-of-15 games played with Jacksonville, grabbing 20 receptions for 216 yards (10.8 ypc) and 1 TD. **2009:** Appeared in 14 games, grabbing 21 receptions for 212 yards (10.1 ypr) and 2 TDs.



2017 CHICAGO BEARS

Date	W/L	Opp.	Rec	Yds	Avg	Long	TD
9/10*	L	ATL	4	39	9.8	12	0
9/17	L	vs. TB	6	42	7.0	12	0
9/24*	W	PIT	1	17	17.0	17	0
9/28*	L	at GB	2	45	22.5	29	0
10/9*	L	MIN	3	39	13.0	20t	1
10/15		at BAL					
10/22		CAR					
10/29		at NO					
11/12		GB					
11/19		DET					
11/26		at PHI					
12/3		SF					
12/10		at CIN					
12/16		at DET					
12/24		CLE					
12/31		at MIN					
Totals 1-3			16	182	11.1	29	1

*Denotes Game Started

ZACH MILLER'S NFL STATISTICS

REGULAR SEASON

Year	Team	GP-GS	Rec	Yds	Avg	Lg	TD
2009	Jacksonville	14-0	21	212	10.1	62	2
2010	Jacksonville	15-5	20	216	10.8	52t	1
2011	Jacksonville	4-0	4	42	10.5	14t	1
2015	Chicago	15-14	34	439	12.9	87t	5
2016	Chicago	10-8	47	486	10.3	34	4
2017	Chicago	5-4	16	182	11.0	29	1
Bears totals		30-26	97	1,107	11.4	87t	10
NFL totals		63-31	142	1,577	11.1	87t	14

ADDITIONAL STATS: Kickoff Returns - 3 for 41 yards: 2009 (2 for 19 yards); 2010 (1 for 22 yards). **Rushing** - 3 for 12 yards: 2009 (1 for 3 yards); 2010 (2 for 9 yards). **Special Teams Tackles** - 23: 2009 (9); 2010 (12); 2011 (2).

SEASON / CAREER / PLAYOFF HIGHS

	2017	Career	Playoff
Receptions	6, at TB (9/17)	8, twice	None
Receiving Yards	45, at GB (9/28)	107, at STL (11/15/15)	None
Longest Reception	29, at GB (9/28)	87t, at STL (11/15/15)	None
Receiving TDs	1, vs. MIN (10/9)	2, three times	None



33 TAQUAN MIZZELL

Ht: 5-10 Wt: 185
Age: 23 College: Virginia
Bears Season: 1 NFL Season: 1
Acquired: Waiver claim in 2017 (BAL)

RUNNING BACK

PRO CAREER: Undrafted college free agent joins the Bears for his rookie season after a stint with the Ravens.

2017 SEASON: Inactive Games 1, 3-5... Active, but did not play in Game 2.

COLLEGE: Saw action in 46 career games (22 starts) to finish his career as the only player in ACC history with 1,500-plus rushing and 1,500-plus career receiving yards... Recorded 2,075 career rushing yards, 1,560 receiving yards and 683 KOR yards... Ranks No. 2 all time at UVA with 195 receptions, which are the most ever by an ACC running back... Had at least 1 catch in 45-straight games to end his career... Named All-ACC honorable mention in 2016 after playing in all 12 games (11 starts) as a senior... Had a career-high 944 rushing yards and 5 rushing TDs, adding 52 receptions for 404 yards and 2 TDs... Earned third-team All-ACC honors in 2015 after recording 671 rushing yards and 4 TDs, adding 75 receptions for 721 receiving yards (new record by an ACC running back) and 4 TDs... Played in 12 games in 2014, rushing 64 times for 280 yards and 2 TDs, adding 39 receptions for 271 yards... Played in 10 games as a freshman and recorded 45 carries for 184 yards and 1 TD, adding 29 receptions for 164 yards and 1 TD... Graduated with an anthropology degree.

2017 CHICAGO BEARS

Date	W/L	Opp.	Rush	Yards	Avg.	Lg	TD	Rec.	Yards	Avg.	Lg	TD
9/10	L	ATL				INACTIVE						
9/17	L	at TB				DID NOT PLAY						
9/24	W	PIT				INACTIVE						
9/28	L	at GB				INACTIVE						
10/9	L	MIN				INACTIVE						
10/15		at BAL										
10/22		CAR										
10/29		at NO										
11/12		GB										
11/19		DET										
11/26		at PHI										
12/3		SF										
12/10		at CIN										
12/16		at DET										
12/24		CLE										
12/31		at MIN										
Totals	0-0		0	0	0.0	-	0	0	0	0.0	-	0

*Denotes Game Started

TAQUAN MIZZELL'S NFL STATISTICS

REGULAR SEASON

Year	Team	GP-GS	Rush	Yds	Avg	Lg	TD	Rec	Yds	Avg	Lg	TD	STT
2017	Chicago	0-0	0	0	0.0	-	0	0	0	0.0	-	0	0

SEASON / CAREER / PLAYOFF HIGHS

	2017	Career	Playoff
Rushes	None	None	None
Rushing Yards	None	None	None
Longest Run	None	None	None
Rushing TDs	None	None	None
Receptions	None	None	None
Receiving Yards	None	None	None
Longest Reception	None	None	None
Receiving TDs	None	None	None



16 PAT O'DONNELL

Ht: 6-4

Wt: 217

Age: 26

College: Miami (FL)

Bears Season: 3

NFL Season: 4

Acquired: 6th round of the 2014 draft (191st overall)

PUNTER

PRO CAREER: Enters fourth campaign with Chicago (2014-17), hitting 233 punts for 10,331 yards (44.3 gross avg) and landing 82 punts inside the 20 with 16 touchbacks ... 2 blocked punts and 875 return yards for a net average of 38.9 in 51 games ... ranks second in net punting average (since 1976) (39.7 in 2015), fourth in gross punting average (44.2 in 2015) and tied for sixth in punts inside the 20 (since 1976) (28 in 2015) in Bears single-season history ... named to the PFWA's and Mel Kiper's ESPN All-Rookie teams following the 2014 season... Adds one 38-yard passing touchdown on a fake punt vs. MIN (10/9/17).

2017 SEASON: In five games, punted 24 times for 1,133 yards (47.2 gross avg) and landed 10 punts inside the 20 with 2 touchbacks.. Threw a 38-yard passing touchdown on fake punt vs. MIN (10/9).

HONORS AND AWARDS: 2014: All-Rookie (PFWA & Mel Kiper).

2017 CHICAGO BEARS

DATE	W/L	Opp.	No.	Yds	Avg	Net	Long	In-20
9/10	L	ATL	5	244	48.8	40.0	69	3
9/17	L	at TB	3	168	56.0	43.7	63	1
9/24	W	PIT	6	267	44.5	42.0	62	2
9/28	L	at GB	3	147	49.0	47.3	59	2
10/9	L	MIN	7	307	43.9	32.3	59	2
10/15		at BAL						
10/22		CAR						
10/29		at NO						
11/12		GB						
11/19		DET						
11/26		at PHI						
12/3		SF						
12/10		at CIN						
12/16		at DET						
12/24		CLE						
12/31		at MIN						
Totals	0-0		24	1,133	44.3	39.6	69	10

PAT O'DONNELL'S NFL STATISTICS

REGULAR SEASON

Year	Team	GP	Punts	Yds	Avg	Opp Ret	Yds	Net	TB	In-20	Lg	Blk
2014	Chicago	16	71	3,107	43.8	33	335	37.7	3	20	61	1
2015	Chicago	15	70	3,097	44.2	27	197	39.7	4	28	72	1
2016	Chicago	16	68	2,994	44.0	22	282	38.4	5	24	67	0
2017	Chicago	5	24	1,133	44.3	10	102	39.6	4	10	69	0
NFL totals		52	233	10,331	44.3	92	916	38.7	16	82	72	2

ADDITIONAL STATS: Special Teams Tackles - 4: 2014 (2); 2015 (2).

SEASON / CAREER / PLAYOFF HIGHS

	2017	Career	Playoff
Punts	7, vs. MIN (10/9)	10, at SEA (9/27/15)	None
Punting Yards	307, vs. MIN (10/9)	477, at SEA (9/27/15)	None
Gross Avg. (Min 4)	48.8, vs. ATL (9/10)	51.3, at ATL (10/12/14)	None
Punts In-the-20	3, vs. ATL (9/10)	4, twice	None
Longest Punt	69, vs. ATL (9/10)	72, at SEA (9/27/15)	None

**95 ROY ROBERTSON-HARRIS****Ht:** 6-7
Age: 24**Wt:** 268
College: UTEP**Acquired:** Undrafted free agent in 2016**DEFENSIVE LINE**

PRO CAREER: Robertson-Harris joined the team as an undrafted free agent in 2016, appearing in the first three preseason games before he was placed on the illness/non-football injury list... Has appeared in 5 career games, recording 3 tackles with 1 pass defense.

2017 SEASON: Appeared in five games as a reserve, recording 3 tackles and 1 pass defense.

COLLEGE: 2014 all-CUSA honorable mention player who tallied 138 career tackles, 25 TFLs, 10.5 sacks and 9 pass breakups in four seasons at UTEP (2012-15)... Team captain, started all 12 games as a senior... Placed 3rd on the team in tackles with 51, adding 7.5 TFLs, 2.5 sacks and 4 pass breakups... Started 13-of-13 games, posting 36 tackles, 9.5 TFLs, 3.5 sacks, 4 forced fumbles, 3 pass breakups and 1 fumble recovery... Ranked 1st on the team in TFLs, sacks and forced fumbles... 4 forced fumbles ranked tied for 2nd most in the conference... Helped UTEP reach its first Bowl game (New Mexico Bowl) since 2010... Appeared in 12 games with 8 starts as a sophomore... Notched 34 tackles, 3.5 sacks and ranked 2 on the team with 6 TFLs... Added 2 pass breakups and 1 fumble recovery... As a redshirt freshman, played in 10 contests, registering 17 tackles, 2 TFLs and 1 sack... First team all-Area and all-District 5-5A defense selection as a senior at South Grand Prairie H.S. (Grand Prairie, TX)... Collected 75 tackles, 26 TFLs, 9 sacks, 8 pass breakups and 1 fumble recovery... Played defensive end and outside linebacker... Two-time letter winner.

2017 CHICAGO BEARS

Date	W/L	Opponent	Tkls-S	Sk-YL	INT-Yds	PD	FF	FR	TFL
9/10	L	ATL	0-0	0-0	0-0	1	0	0	0
9/17	L	at TB	2-1	0-0	0-0	0	0	0	0
9/24	W	PIT	0-0	0-0	0-0	0	0	0	0
9/28	L	at GB	1-0	0-0	0-0	0	0	0	0
10/9	L	MIN	0-0	0-0	0-0	0	0	0	0
10/15		at BAL							
10/22		CAR							
10/29		at NO							
11/12		GB							
11/19		DET							
11/26		at PHI							
12/3		SF							
12/10		at CIN							
12/16		at DET							
12/24		CLE							
12/31		at MIN							
Totals	0-0		3-1	0-0	0-0	1	0	0	0


*Denotes Game Started

ROY ROBERTSON-HARRIS' NFL STATISTICS**REGULAR SEASON**

Year	Team	GP	GS	Tackles				Interceptions				Fumbles			Misc.				
				Tot	S	A	Sk	Yds	No	Yds	Lg	TD	PD	FF	FR	Yds	TFL	STT	
2017	Chicago	5	0	3	1	2	0	0	0	0	0	-	0	1	0	0	0	0	0

SEASON / CAREER / PLAYOFF HIGHS

	2017	Career	Playoff
Tackles	2, at TB (9/17)	None	None
Solos	1, at TB (9/17)	None	None
Sacks	None	None	None



6

MARK SANCHEZ

Ht: 6-2

Wt: 225

Age: 31

College: USC

Bears Season: 1

NFL Season: 9

Acquired: Unrestricted free agent in 2017 (DAL)

QUARTERBACK

PRO CAREER: Has started 72 of 77 games over eight seasons with the New York Jets, (2009-12), Philadelphia Eagles (2014-15), and Dallas Cowboys (2016), completing 1,295-of-2,285 pass attempts (56.7 percent) for 15,219 yards, 86 touchdowns and 86 interceptions for a QB rating of 73.9.... Has added 449 yards on 169 attempts (2.7 avg) and 13 touchdowns... Owns a 37-35 as a starter... Led the Jets to the AFC championship game as a rookie following the 2009 season and again the following post-season following the 2010 campaign... 2010 AFC Championship appearance made him one of only six rookie quarterbacks in NFL history to lead their team to that fame... Set a career-high in passing yards (3,474) and passing (26) and rushing (6) touchdowns in the 2011 season... Missed the 2013 season due to injury

2017 SEASON: Inactive for games 1-5.

HORNS AND AWARDS: 2009 - PFWA ALL-Rookie Team

PREVIOUS SEASONS: 2016: Appeared in 2 games as a sub for the Dallas Cowboys, completing 10-of-18 passes (55.6 percent) and 2 interceptions. **2015:** Appeared in 4 games with 2 starts for the Philadelphia Eagles... Completed 59-of-91 passes (64.8 percent) for 616 yards, 4 touchdowns and 4 interceptions for a QB rating of 80.7... Added 22 rushing yards on 6 attempts (3.7 avg). 2014 - Appeared in 9 games with 8 starts for the Philadelphia Eagles... Completed 198-of-309 passes (64.1 percent) for 2,418 yards, 14 touchdowns and 11 interceptions for a career-high QB rating of 88.4... Added 87 rushing yards on 34 attempts (2.6 avg) and 1 touchdown. 2013 - Spent the season on Injured Reserve after suffering a shoulder injury during the pre-season. 2012 - Started 15 games for the New York Jets... Completed 246-of-453 attempts (54.3 percent) for 2,883 yards, 13 touchdowns and 18 interceptions for a QB rating of 66.9... Added 28 rushing yards. 2011 - Started all 16 games for the New York Jets... Completed 308-of-543 passes for a 3,474 yards (56.7 percent), 26 touchdowns (both career-highs) and 18 interceptions for a QB rating of 78.2... Added 103 rushing yards on 37 attempts (2.8 avg) and 6 touchdowns (career-high). 2010 - Started all 16 games for the New York Jets... Completed 278-of-507 passes (54.8 percent) for 3,291 yards, 17 touchdowns and 13 interceptions for a QB rating of 75.3... Added 105 yards on the ground on 30 attempts (3.5 avg) and 3 touchdowns... Led the team to the AFC championship game for the second season in a row. 2009 - Started 15 games as a rookie for the New York Jets... Completed 196-of-364 passes (53.8 percent) for 2,444 yards, 12 touchdowns and 20 interceptions... Added 106 rushing yards on 36 attempts (2.9 avg) and 3 touchdowns... One of only six rookie quarterbacks in league history to lead team to conference championship game.

2017 CHICAGO BEARS

Date	W/L	Opp.	Att	Cmp	Yds	Pct.	TD	INT	Lg	Sk/Lst	Rtg
9/10	L	Atl				INACTIVE					
9/17	L	at TB				INACTIVE					
9/24	W	Pit				INACTIVE					
9/28	L	at GB				INACTIVE					
10/9	L	Min				INACTIVE					
10/15		at Bal									
10/22		Car									
10/29		at NO									
11/12		GB									
11/19		Det									
11/26		at Phi									
12/3		SF									
12/10		at Cin									
12/16		at Det									
12/24		Cle									
12/31		at Min									
Totals	0-0		0	0	0	-	0	0	-	0/0	-



MARK SANCHEZ'S NFL STATISTICS

REGULAR SEASON

Year	Team	GP-GS	Att	Cmp	Pct	Yds	Yds/Att	TD	Int	Lg	Sk-Yds	Rating
2009	N.Y. Jets	15-15	364	196	53.8	2,444	6.7	12	20	65t	26-195	63.0
2010	N.Y. Jets	16-16	507	278	54.8	3,291	6.5	17	13	74t	27-171	75.3
2011	N.Y. Jets	16-16	543	308	56.7	3,474	6.4	26	18	74	39-243	78.2
2012	N.Y. Jets	15-15	453	246	54.3	2,883	6.4	13	18	66	34-209	66.9
2014	Philadelphia	9-8	309	198	64.1	2,418	7.8	14	11	72	23-151	88.4
2015	Philadelphia	4-2	91	59	64.8	616	6.8	4	4	43	9-54	80.7
2016	Dallas	2-0	18	10	55.6	93	5.2	0	2	33	3-25	30.3
2017	Chicago	0-0	0	0	0.0	0	0.0	0	0	-	0-0	-
NFL totals		77-72	2,285	1,295	56.7	15,219	6.7	86	86	74t	161-1,048	73.9

Record as Starter: 37-35 (.514) - 2009 (8-7), 2010 (11-5), 2011 (8-8), 2012 (6-9), 2014 (4-4), 2015 (0-2).

ADDITIONAL STATS: Fumbles-Lost -- (51-24): 2009 (10-3), 2010 (9-1), 2011 (10-8), 2011 (10-8), 2012 (14-8), 2014 (7-3), 2015 (1-1).

Year	Team	Rush	Yds	Avg	Lg	TD
2009	N.Y. Jets	36	106	2.9	14t	3
2010	N.Y. Jets	30	105	3.5	20	3
2011	N.Y. Jets	37	103	2.8	25	6
2012	N.Y. Jets	22	28	1.3	8	0
2014	Philadelphia	34	87	2.6	15	1
2015	Philadelphia	6	22	3.7	11	0
2016	Dallas	4	-2	-0.5	1	0
NFL totals		169	449	2.7	25	13

POSTSEASON

Year	Team	GP-GS	Att	Cmp	Pct	Yds	Yds/Att	TD	Int	Lg	Sk-Yds	Rating
2009	N.Y. Jets	3-3	68	41	60.3	539	7.9	4	2	80t	1-7	92.7
2010	N.Y. Jets	3-3	89	54	60.7	616	6.9	5	1	58t	3-19	95.5
NFL totals		6-6	157	95	60.5	1,155	7.4	9	3	80t	4-26	94.3

SEASON / CAREER / PLAYOFF HIGHS

	2017	Career	Playoff
Attempts	None	59, vs. NYG (12/24/11)	33, at PIT (1/23/11)
Completions	None	37, at WAS (12/20/14)	20, at PIT (1/23/11)
Passing Yards	None	374, at WAS (12/20/14)	257, at IND (1/24/10)
TD Passes	None	4, vs. BUF (11/27/11)	3, at NE (1/16/11)
Interceptions	None	5, vs. BUF (10/18/09)	1, three times
Longest Completion	None	74t, at DET (11/7/10)	80t, at IND (1/24/10)



87

ADAM
SHAHEENHt: 6-6
Age: 24Wt: 278
College: Ashland

Acquired: 2nd round of the 2017 draft (45th overall)

TIGHT END

COLLEGE CAREER: Caught 124 passes for 1,755 yards (14.1 avg) and 26 touchdowns in 31 career games at Ashland ... ranks fifth all time in school history in career receptions, 10th in career receiving yards and 2nd in catches in a season ... caught a school record 4 touchdowns vs. Northwood (10/9/16) ... as a junior he led all Division II tight ends in receptions (52) and yards (867) and led all college football tight ends with 16 touchdown receptions, setting an Ashland single-season record in the process ... set a program record his sophomore year with 70 catches, also good for the highest total for any tight end at any NCAA level in 2015 ... earned American Football Coaches Association (AFCA) Division II Coaches' All-America.

2017 SEASON: Appeared in five games (two starts), catching one pass for 2 yards (2.0 avg) and 1 touchdown... Scored touchdown in his first career start, on his first career reception.

2017 CHICAGO BEARS

Date	W/L	Opp.	Rec	Yds	Avg	Long	TD
9/10	L	ATL	0	0	0.0	-	0
9/17	L	at TB	0	0	0.0	-	0
9/24*	W	PIT	1	2	2.0	2t	1
9/28	L	at GB	0	0	0.0	-	0
10/9	L	MIN	0	0	0.0	-	0
10/15		at BAL					
10/22		CAR					
10/29		at NO					
11/12		GB					
11/19		DET					
11/26		at PHI					
12/3		SF					
12/10		at CIN					
12/16		at DET					
12/24		CLE					
12/31		at MIN					
Totals	1-0		1	2	2.0	2t	1

*Denotes Games Started

ADAM SHAHEEN'S NFL STATISTICS

REGULAR SEASON

Year	Team	GP-GS	Rec	Yds	Avg	Lg	TD
2017	Chicago	5-2	1	2	2.0	2t	1

SEASON / CAREER / PLAYOFF HIGHS

	2017	Career	Playoff
Receptions	1, vs. PIT (9/24)	None	None
Receiving Yards	2, vs. PIT (9/24)	None	None
Longest Reception	2t, vs. PIT (9/24)	None	None
Receiving TDs	1, vs. PIT (9/24)	None	None

ADAM SHAHEEN'S COLLEGE STATISTICS

Year	Team	GP	Rec	Yds	Avg	Lg	TD
2014	Ashland	9	2	85	42.5	43	0
2015	Ashland	11	70	803	11.5	76	10
2016	Ashland	11	52	867	15.2	70	16
Totals		31	124	1,755	14.1	76	26



88 DION SIMS

Ht: 6-4 **Wt:** 271
Age: 26 **College:** Michigan State
Bears Season: 1 **NFL Season:** 5
Acquired: Unrestricted free agent 2017 (MIA)

TIGHT END

PRO CAREER: Appeared in 60 games (26 starts) in five seasons with Miami Dolphins (2013-16) and Chicago Bears (2017), catching 78 passes for 755 yards (9.7 avg) and 8 touchdowns... 8 touchdowns in Miami ranked second most by a Dolphins tight end since 2013.

2017 SEASON: Started five games, catching 4 passes for 56 yards (14.0 avg).

PREVIOUS SEASONS: 2016: Appeared in 14 games (11 starts) for the Miami Dolphins ... caught 26 passes for 256 yards (9.8 avg) and 4 touchdowns ... ranked 2nd on team in TDs ... 26 receptions and 4 TDs are both career-highs.

2015: Appeared in 13 games (4 starts) for the Dolphins ... caught 18 passes for 127 yards and 1 touchdown ... **2014:** Saw action in 14 games (2 starts) for the Dolphins ... recorded 24 receptions for 284 yards and 2 touchdowns ...

2013: Played in 15 games (5 starts) as a rookie for the Dolphins ... caught 6 passes for 32 yards and 1 touchdown.

2017 CHICAGO BEARS

Date	W/L	Opp.	Rec	Yds	Avg	Long	TD
9/10*	L	ATL	2	31	15.5	22	0
9/17*	L	at TB	0	0	0.0	-	0
9/24*	W	PIT	0	0	0.0	-	0
9/28*	L	at GB	1	8	8.0	8	0
10/9*	L	MIN	1	17	17.0	17	0
10/15		at BAL					
10/22		CAR					
10/29		at NO					
11/12		GB					
11/19		DET					
11/26		at PHI					
12/3		SF					
12/10		at CIN					
12/16		at DET					
12/24		CLE					
12/31		at MIN					
Totals	1-4		4	56	14.0	22	0

*Denotes Games Started

DION SIMS' NFL STATISTICS

REGULAR SEASON

Year	Team	GP-GS	Rec	Yds	Avg	Lg	TD
2013	Miami	15-5	6	32	5.3	8	1
2014	Miami	14-2	24	284	11.8	38	2
2015	Miami	13-4	18	127	7.1	22	1
2016	Miami	14-11	26	256	9.8	28	4
2017	Chicago	5-5	4	56	13.0	22	0
NFL totals		61-27	78	755	9.7	38	8


ADDITIONAL STATS: Kickoff Returns - 3 for 17 yards: 2011 (2 for 7 yards); 2014 (1 for 10 yards).

SEASON / CAREER / PLAYOFF HIGHS

	2017	Career	Playoff
Receptions	2, vs. ATL (9/10)	4, six times	5, at PIT (1/8/17)
Receiving Yards	31, vs. ATL (9/10)	58, at NYJ (12/1/14)	34, at PIT (1/8/17)
Longest Reception	22, vs. ATL (9/10)	38, at JAX (10/26/14)	17, at PIT (1/8/17)
Receiving TDs	None	2, at NYJ (12/17)	None



71

**JOSH
SITTON**
**Ht:** 6-3**Wt:** 318**Age:** 31**College:** UCF**Bears Season:** 2**NFL Season:** 10**Acquired:** Waived FA in 2016 (GB)

OFFENSIVE LINE

PRO CAREER: Appeared in 138 games (128 starts) in 10 seasons with the Green Bay Packers (2008-15) and Chicago Bears (2016-17).

2017 SEASON: Started four games at RG, inactive for Game 3.

HONORS AND AWARDS: Pro -Bowl Selection: 2012, 2014, 2015, 2016; 2014 PFWA All-NFL team.

PREVIOUS SEASONS: 2016: Appeared in 13 games (12 starts) at left guard ... selected as a Pro-Bowler. **2015:** Started all 16 games (15 at left guard, 1 at left tackle) for the Green Bay Packers... Selected as a Pro-Bowler. **2014:** Started all 16 games at left guard for the Green Bay Packers. **2013:** Started all 16 games at left guard for the Green Bay Packers... Selected as a Pro-Bowler. **2012:** Started all 16 games at right guard for the Green Bay Packers... Selected as a Pro-Bowler. **2011:** Played and started in 14 games at right guard for the Green Bay Packers ... **2010:** Started all 16 games for the Green Bay Packers at right guard...helped the Packers win Super Bowl XLV over the Pittsburgh Steelers. **2009:** Started all 16 games for the Green Bay Packers at right guard. **2008:** Played in 11 games with 2 starts at right guard as a rookie for the Green Bay Packers.

JOSH SITTON'S NFL STATISTICS

REGULAR SEASON

GAMES PLAYED-STARTED - 137-128: 2008 GB (11-2); 2009 GB (16-16); 2010 GB (16-16); 2011 GB (14-14); 2012 GB (16-16); 2013 GB (16-16); 2014 GB (16-16); 2015 GB (16-16); 2016 CHI (13-12); 2017 CHI (4-4).

**79** BRADLEY SOWELL**Ht:** 6-7**Wt:** 309**Age:** 28**College:** Mississippi**Bears Season:** 1**NFL Season:** 6**Acquired:** Unrestricted free agent signing 2017 (SEA)**OFFENSIVE LINE**

PRO CAREER: Appeared in 73 games (21 starts) over 6 seasons with the Indianapolis Colts (2012), Arizona Cardinals (2013-15), Seattle Seahawks (2016) and Chicago Bears (2017)

2017 SEASON: Appeared in five games as a reserve.

PREVIOUS SEASONS: **2016:** Appeared in 10 games with 9 starts (6 at LT, 3 at RT) for the Seattle Seahawks. **2015:** Appeared in all 16 games for the Arizona Cardinals. **2014:** Appeared in all 16 games for the Arizona Cardinals. **2013:** Appeared in all 16 games with 12 starts at LT for the Arizona Cardinals. **2012:** Appeared in 10 games for the Indianapolis Colts.

BRADLEY SOWELL'S NFL STATISTICS**REGULAR SEASON**

GAMES PLAYED-STARTED - 73-21: 2012 IND (10-0); 2013 ARI (16-12); 2014 ARI (16-0); 2015 ARI (16-0); 2016 SEA (10-9); 2017 CHI (5-0).

POSTSEASON

GAMES PLAYED-STARTED - 5-0: 2012 IND (1-0); 2014 ARI (1-0); 2015 ARI (2-0); 2016 SEA (1-0).



53 JOHN TIMU

Ht: 6-0 **Wt:** 246
Age: 25 **College:** Washington
Bears Season: 3 **NFL Season:** 3
Acquired: Undrafted free agent in 2015

LINEBACKER

PRO CAREER: In three seasons with the Bears (2015-17), appeared in 21 contests, with 9 starts, collecting 55 tackles, 5 TFLs, 2 fumble recoveries, 2 STTs and 2 pass breakups... Recorded 2 fumble recoveries at Tampa Bay (12/27/15), becoming first Bears rookie with 2 opponent fumble recoveries in a game since LB Bryan Knight (9/22/02).

2017 SEASON: Appeared in 3 games (2 starts), recording 9 tackles, 1 TFL and 1 pass breakup.

PREVIOUS SEASONS: 2016: Appeared in 11 games with 4 starts (Games 3 & 11-13), recording 21 tackles, 3 TFLs and 1 pass breakup... Added 2 STTs with ranked tied for 3rd on the team... Spent the first three weeks of the season on the practice squad. **2015-** Appeared in 7 contests, (Games 1-4, & 14-16), with 3 starts at ILB (Games 14-16)... Recorded 25 tackles, 1 TFL and 2 fumble recoveries... Both fumble recoveries came in Game 15 at TB, becoming first Bears rookie with 2 opponent fumble recoveries in a game since LB Bryan Knight (9/22/02)... In first career start (Game 14 at MIN), led team with 9 tackles, including 1 TFL.

2017 CHICAGO BEARS

Date	W/L	Opponent	Tkls-S	Sk-YL	INT-Yds	PD	FF	FR	TFL
9/10	L	ATL							
9/17	L	at TB							
9/24*	W	PIT	2-1	0-0	0-0	1	0	0	0
9/28	L	at GB	3-2	0-0	0-0	0	0	0	0
10/9*	L	MIN	4-3	0-0	0-0	0	0	0	1
10/15		at BAL							
10/22		CAR							
10/29		at NO							
11/12		GB							
11/19		DET							
11/26		at PHI							
12/3		SF							
12/10		at CIN							
12/16		at DET							
12/24		CLE							
12/31		at MIN							
Totals	1-1		9-6	0-0	0-0	1	0	0	1

*Denotes Game Started

JOHN TIMU'S CAREER STATISTICS

REGULAR SEASON

Year	Team	GP	GS	Tackles				Interceptions				Fumbles			Misc.			
				Tot	S	A	Sk	Yds	No	Yds	Lg	TD	PD	FF	FR	Yds	TFL	STT
2015	Chicago	7	3	25	22	3	0.0	0.0	0	0	-	0	0	0	2	0	1.0	0
2016	Chicago	11	4	21	15	6	0.0	0.0	0	0	-	0	1	0	0	0	3.0	2
2017	Chicago	3	2	9	6	3	0.0	0.0	0	0	-	0	1	0	0	0	1.0	0
NFL totals		21	9	55	43	12	0.0	0.0	0	0	-	0	2	0	2	0	5.0	2

SEASON / CAREER / PLAYOFF HIGHS

	2017	Career	Playoff
Tackles	4, vs. MIN (10/9)	9, twice	None
Solos	3, vs. MIN (10/9)	8, twice	None
Tackles For Loss	1, vs. MIN (10/9)	Same	None
Interceptions	None	None	None
Sacks	None	None	None

**59****DANNY
TREVATHAN****Ht:** 6-1**Wt:** 239**Age:** 27**College:** Kentucky**Bears Season:** 2**NFL Season:** 6**Acquired:** Unrestricted free agent in 2016 (DEN)**LINEBACKER**

PRO CAREER: Started 44-of-63 career games in six seasons with the Denver Broncos (2012-15) and the Chicago Bears (2016-17), producing 377 tackles, 4 sacks, 5 interceptions – including 1 returned for a touchdown – 22 pass breakups, 12 TFLs, 3 forced fumbles and 1 fumble recovery ... led the Broncos in total tackles (275) over his four seasons with the team (2012-15) ... his 125 tackles in 2013 were the most by a Broncos defender since 2007 ... led the Broncos in tackles twice (125 in 2013 & 109 in 2015) ... appeared in seven postseason contests with six starts... collected 46 tackles, 1 pass breakup, 2 TFLs and 1 fumble recovery during the playoffs ... won Super Bowl 50 with the Broncos.

2017 SEASON: Started four games, recording 29 tackles and 1 pass breakup... Suspended for game 5.

PREVIOUS SEASONS: 2016: Appeared in 9 games (Games 1-2 & 5-11) with 8 starts (Games 1-2, 5-6 and 8-11) with the Bears, recording 73 tackles, 3 pass breakups, 1 sack and 1 TFL before going on injured reserve. **2015:** Started all 15 games he appeared in for the Super Bowl Champion Denver Broncos ... recorded a team-high 109 tackles, 2 interceptions, 1 interception return for touchdown, 6 pass breakups and 3 TFLs ... started all three of Denver's playoff games, posting a team-high 22 tackles with 1 pass breakup, 1 TFL and 2 fumble recoveries. **2014:** Finished the season with 11 tackles in 3 games (1 start) ... placed on injured reserve December 16 with a knee injury. **2013:** Started 16-of-16 contests for Denver, posting career highs in tackles (125), sacks (2), interceptions (3), pass breakups (10), TFLs (7), forced fumbles (3) and fumble recoveries (1) ... added 4 STTs ... 125 tackles led the Broncos ... appeared in 3 postseason contests, producing 24 tackles and 1 TFL ... made a game-high 12 tackles in Super Bowl XLVIII vs. Seattle (2/2). **2012:** Played in all 16 games for the Broncos as a rookie ... collected 30 tackles, 1 sack, 2 pass breakups and 1 TFL ... added 3 special teams tackles ... finished second among the team's rookies with 30 defensive stops ... saw action in one postseason contest.

2017 CHICAGO BEARS

Date	W/L	Opponent	Tkls-S	Sk-YL	INT-Yds	PD	FF	FR	TFL
9/10*	L	ATL	2-2	0-0	0-0	0	0	0	0
9/17*	L	at TB	4-3	0-0	0-0	1	0	0	0
9/24*	W	PIT	10-8	0-0	0-0	0	0	0	0
9/28*	L	at GB	13-6	0-0	0-0	0	0	0	0
10/9	L	MIN							
10/15		at BAL							
10/22		CAR							
10/29		at NO							
11/12		GB							
11/19		DET							
11/26		at PHI							
12/3		SF							
12/10		at CIN							
12/16		at DET							
12/24		CLE							
12/31		at MIN							
Totals	1-3		29-19	0-0	0-0	1	0	0	0

*Denotes Game Started



DANNY TREVATHAN'S CAREER STATISTICS

REGULAR SEASON


Year	Team	GP	GS	Tackles					Interceptions					Fumbles			Misc.		
				Tot	S	A	Sk	Yds	No	Yds	Lg	TD	PD	FF	FR	Yds	TFL	STT	
2012	Denver	16	0	30	21	9	1.0	0.0	0	0	-	0	2	0	0	0	0	1	3
2013	Denver	16	16	125	85	40	2.0	18.0	3	29	29	0	10	3	1	0	7	4	
2014	Denver	3	1	11	9	2	0.0	0.0	0	0	-	0	0	0	0	0	0	0	
2015	Denver	15	15	109	73	36	0.0	0.0	2	39	25t	1	6	0	0	0	3	0	
2016	Chicago	9	8	73	49	24	1.0	7.0	0	0	-	0	3	0	0	0	1	0	
2017	Chicago	4	4	29	19	10	0.0	0.0	0	0	-	0	1	0	0	0	0	0	
Bears totals		13	12	102	68	34	1.0	7.0	0	0	-	0	4	0	0	0	1	0	
NFL totals		63	44	377	256	121	4.0	25.0	5	68	29	1	22	3	1	0	12	7	

POSTSEASON

Year	Team	GP	GS	Tackles					Interceptions					Fumbles			Misc.	
				Tot	S	A	Sk	Yds	No	Yds	Lg	TD	PD	FF	FR	Yds	TFL	STT
2012	Denver	1	0	0	0	0	0.0	0.0	0	0	-	0	0	0	0	0	0	0
2013	Denver	3	3	24	18	6	0.0	0.0	0	0	-	0	0	0	0	0	1	1
2015	Denver	3	3	22	16	6	0.0	0.0	0	0	-	0	1	0	2	0	1	0
NFL totals		7	6	46	34	12	0.0	0.0	0	0	-	0	1	0	2	0	2	1

SEASON / CAREER / PLAYOFF HIGHS

	2017	Career	Playoff
Tackles	13, at GB (9/28)	19, at IND (11/8/15)	12, vs. SEA (2/2/14)
Solos	8, vs. PIT (9/24)	9, four times	8, twice
Tackles For Loss	None	2, at HOU (12/22/13)	1, twice
Interceptions	None	1, five times	None
Sacks	None	1, four times	None

**10****MITCHELL TRUBISKY****Ht:** 6-3**Wt:** 222**Age:** 23**College:** North Carolina**Acquired:** 1st round of the 2017 draft (2nd overall)**QUARTERBACK**

COLLEGE CAREER: Started 13-of-34 career games for North Carolina, completing 386-of-572 passes (67.5 pct.) for 4,762 yards, 41 touchdowns and 10 interceptions in three seasons of action ... added 439 rushing yards on 120 attempts (3.7 avg) and 8 touchdowns ... as a junior, was a semifinalist for the Davey O'Brien and Maxwell Awards ... finished his career at North Carolina ranked 5th in passing touchdowns (41), 6th in passing yards (4,762) and 7th in total offense (5,201).

2017 SEASON: Active, but did not play in first four games ... made first career start on Monday night (10/9) vs. MIN, becoming the first Bears rookie to start at QB since Kyle Orton in 2005 ... completed 12-of-25 passes for 128 yards, 1 touchdown and 1 interception ... carried the ball 3 times for 22 yards (7.3 avg).

JUNIOR: Started all 13 games in his first season as a starter for the Tar Heels ... set UNC single-season records for passing yards (3,748), passing touchdowns (30) and total offense (4,056) while completing 304-of-477 (68.0) passes on the year ... set the multi-game school record with 30 consecutive completions over two games (last 18 vs. JMU; first 12 vs. Pitt) ... also set the school record for most passing yards in consecutive games with 885 (432 vs. JMU; 453 vs. Pitt) ... added 308 rushing yards on 93 attempts (3.3 avg) and 5 touchdowns ... set career highs with 453 yards and 5 touchdowns with zero interceptions on 35-of-46 passing vs. Pitt ... was named the Walter Camp offensive player of the week for his performance ... threw for 280 yards and 2 touchdowns on 23-of-39 passing vs. Stanford in the Sun Bowl ... named a semifinalist for Davey O'Brien and Maxwell Awards ... finalist for Johnny Unitas Golden Arm Award.

SOPHOMORE: Appeared in 9 games, completing 40-of-47 passes for 555 yards and 6 touchdowns ... added 16 rushes for 101 yards and 3 touchdowns. **FRESHMAN:** Appeared in 12 games, completing 42-of-78 passes for 459 yards, 4 touchdowns and 4 interceptions ... added 11 rushes for 30 yards.

PERSONAL: Named Mr. Football in the state of Ohio by the Associated Press, an annual award given to the top high school player regardless of division ... ranked the No. 19 quarterback in the country by Scout.com ... prepstar All-Midwest Region ... honorable-mention Parade All-America ... member of the ESPN 300 team ... is the most prolific passer in the Greater Cleveland area, becoming the first to pass for more than 9,000 career yards and more than 4,000 yards as a senior ... rated the No. 1 dual-threat quarterback by 247sports.com and the No. 3 player in Ohio ... passed for 4,063 yards as a senior, including 1,593 in four playoff games ... also rushed for 899 yards ... scored 108 points and was responsible for 51 touchdowns ... threw for 42 touchdowns and rushed for 18 ... team finished 12-2 and advanced to the state semifinals ... mentor was 30-8 during his three-years the quarterback ... among the top 10 passers in Ohio history with 9,126 yards and 92 touchdowns.

MITCHELL TRUBISKY'S COLLEGE STATISTICS

Year	Team	GP-GS	Att	Cmp	Pct	Yds	Yds/Att	TD	Int	Lg
2014	North Carolina	12-0	78	42	53.8	459	5.9	5	4	39
2015	North Carolina	9-0	47	40	85.1	555	11.8	6	0	64
2016	North Carolina	13-13	447	304	68.0	3,748	8.4	30	6	75
Totals		34-13	572	386	67.5	4,762	8.3	41	10	75

Year	Team	Rush	Yds	Avg	Lg	TD
2014	North Carolina	11	30	2.7	16	0
2015	North Carolina	16	101	6.3	35	3
2016	North Carolina	93	308	3.3	39	5
Totals		120	439	3.7	39	8



2017 CHICAGO BEARS

Date	W/L	Opp.	Att	Cmp	Yds	Pct.	TD	INT	Lg	Sk/Lst	Rtg
9/10	L	Atl				DID NOT PLAY					
9/27	L	at TB				DID NOT PLAY					
9/24	L	Pit				DID NOT PLAY					
9/28	L	at GB				DID NOT PLAY					
10/9*	L	Min	25	12	128	48.0	1	1	20	1/7	60.1
10/15		at Bal									
10/22		Car									
10/29		at NO									
11/12		GB									
11/19		Det									
11/26		at Phi									
12/3		SF									
12/10		at Cin									
12/16		at Det									
12/24		Cle									
12/31		at Min									
Totals	0-1		25	12	128	48.0	1	1	20t	1/7	60.1

MITCHELL TRUBISKY'S NFL STATISTICS

REGULAR SEASON

Year	Team	GP-GS	Att	Cmp	Pct	Yds	Yds/Att	TD	Int	Lg	Sk-Yds	Rating
2017	Chicago	1-1	25	12	48.0	128	5.1	1	1	20t	1-7	60.1

Record as Starter: 0-1 (.000) - 2017 (0-1).

ADDITIONAL STATS: Fumbles-Lost -- (1-0): 2017 (1-0)

Year	Team	Rush	Yds	Avg	Lg	TD
2017	Chicago	3	22	7.3	13	0

SEASON / CAREER / PLAYOFF HIGHS

	2017	Career	Playoff
Attempts	25, vs. MIN (10/9)	Same	None
Completions	12, vs. MIN (10/9)	Same	None
Passing Yards	128, vs. MIN (10/9)	Same	None
TD Passes	1, vs. MIN (10/9)	Same	None
Interceptions	1, vs. MIN (10/9)	Same	None
Longest Completion	20t, vs. MIN (10/9)	Same	None



98 MITCH UNREIN

Ht: 6-4**Wt:** 299**Age:** 30**College:** Wyoming**Bears Season:** 2**NFL Season:** 7**Acquired:** Waived free agent in 2015 (SD)

DEFENSIVE LINE

PRO CAREER: Appeared in 88 games with 18 starts over seven seasons with the Denver Broncos (2011-14), San Diego Chargers (2015) and Chicago Bears (2015-17), recording 127 tackles, 5 TFLs, 2 sacks and 1 fumble recovery ... saw action in six postseason contests with Denver, recording 6 tackles and 1 TFL.

2017 SEASON: Appeared in 4 games (two starts), recording 10 tackles and 1 TFL.

2017 CHICAGO BEARS

Date	W/L	Opponent	Tkls-S	Sk-YL	INT-Yds	PD	FF	FR	TFL
9/10	L	ATL	3-1	0-0	0-0	0	0	0	0
9/17*	L	at TB	4-3	0-0	0-0	0	0	0	1
9/24*	W	PIT	1-1	0-0	0-0	0	0	0	0
9/28	L	at GB	2-0	0-0	0-0	0	0	0	0
10/9	L	MIN	3-3	0-0	0-0	0	0	0	0
10/15		at BAL							
10/22		CAR							
10/29		at NO							
11/12		GB							
11/19		DET							
11/26		at PHI							
12/3		SF							
12/10		at CIN							
12/16		at DET							
12/24		CLE							
12/31		at MIN							
Totals	1-1		13-8	0-0	0-0	0	0	0	1

*Denotes Game Started

MITCH UNREIN'S NFL STATISTICS**REGULAR SEASON**

Year	Team	GP	GS	Tackles					Interceptions					Fumbles			Misc.		
				Tot	S	A	Sk	Yds	No	Yds	Lg	TD	PD	FF	FR	Yds	TFL	STT	
2011	Denver	14	0	7	5	2	0.0	0.0	0	0	-	0	0	0	0	0	0	0.0	1
2012	Denver	16	2	20	12	8	0.0	0.0	0	0	-	0	0	0	1	n/a	0.0	0	
2013	Denver	16	1	20	15	5	0.0	0.0	0	0	-	0	0	0	0	0	1.0	0	
2014	Denver	8	0	1	1	0	0.0	0.0	0	0	-	0	0	0	0	0	0.0	0	
2015	TOTAL	16	4	33	20	13	1.0	6.0	0	0	-	0	0	0	0	0	2.0	0	
2016	Chicago	13	9	33	17	16	1.0	3.0	0	0	-	0	0	0	0	0	1.0	0	
2017	Chicago	5	2	13	8	5	0.0	0.0	0	0	-	0	0	0	0	0	0.0	0	
Bears totals		18	11	46	25	21	1.0	3.0	0	0	-	0	0	0	0	0	1.0	0	
NFL totals		88	18	127	78	49	2.0	9.0	0	0	-	0	0	0	1	0	4.0	1	

POSTSEASON

Year	Team	GP	GS	Tackles					Interceptions					Fumbles			Misc.		
				Tot	S	A	Sk	Yds	No	Yds	Lg	TD	PD	FF	FR	Yds	TFL	STT	
2011	Denver	2	0	1	0	1	0	0	0	0	-	0	0	0	0	0	0	0	0
2012	Denver	1	0	3	1	2	0	0	0	0	-	0	0	0	0	0	0	0	0
2013	Denver	3	0	2	1	1	0	0	0	0	-	0	0	0	0	0	0	1	0
NFL Totals		6	0	6	2	4	0	0	0	0	-	0	0	0	0	0	0	1	0

SEASON / CAREER / PLAYOFF HIGHS

	2017	Career	Playoff
Tackles	4, at TB (9/17)	5, twice	3, vs. BAL (1/12/13)
Solos	3, twice	4, at MIN (12/20)	1, twice
Sacks	None	1, vs. WAS (12/13)	None
Sack Yards	None	6, vs. WAS (12/13)	None



12 MARKUS WHEATON

Ht: 5-11

Wt: 189

Age: 26

College: Oregon State

Bears Season: 1

NFL Season: 5

Acquired: Unrestricted free agent in 2017 (PIT)

WIDE RECEIVER

PRO CAREER: Owns 108 receptions for 1,517 yards (14.0 avg) and 8 touchdowns in 50 games (22 starts) over four NFL seasons with the Pittsburgh Steelers (2013-16) ... set career-highs in receptions (53) in 2014 and receiving yards (749) and touchdowns (5) in 2015.

2017 SEASON: Appeared in three games as a reserve catching 1 pass for 9 yards (9.0 avg)...Inactive for Games 1 and 2.

PREVIOUS SEASONS: 2016: Was limited to four receptions for 51 yards (12.8 avg) and one touchdown in three games (two starts) due to injury with the Pittsburgh Steelers. **2015:** Appeared in 16 games (8 starts) for the Steelers, recording 44 receptions for a career-high 749 yards (17.0 avg) ... also caught a career-high five touchdowns, good for third best on the team. **2014:** Played in 16 games (11 starts) for the Steelers recording a career-high 53 receptions for 644 yards (12.2 avg) and two TDs ... finished fourth on the team in yards and receptions. **2013:** Caught six passes for 64 yards (5.3 avg) as a rookie for the Steelers.

2017 CHICAGO BEARS

Date	W/L	Opp.	Rec	Yds	Avg	Long	TD
9/10	L	ATL					INACTIVE
9/17	L	at TB					INACTIVE
9/24	W	PIT	0	0	0.0	-	0
9/28	L	at GB	0	0	0.0	-	0
10/9	L	MIN	1	9	9.0	9	0
10/15		at BAL					
10/22		CAR					
10/29		at NO					
11/12		GB					
11/19		DET					
11/26		at PHI					
12/3		SF					
12/10		at CIN					
12/16		Pittsburgh					
12/24		CLE					
12/31		at MIN					
Totals	0-0		1	9	9.0	9	0

MARKUS WHEATON'S NFL STATISTICS

REGULAR SEASON

Year	Team	GP-GS	Rec	Yds	Avg	Lg	TD	Rush	Yds	Avg	Lg	TD	STT
2013	Pittsburgh	12-1	6	64	10.7	21	0	0	0	0.0	-	0	0
2014	Pittsburgh	16-11	53	644	12.2	47t	2	4	19	4.8	12	0	0
2015	Pittsburgh	16-8	44	749	17.0	72t	5	0	0	0.0	-	0	0
2016	Pittsburgh	3-2	4	51	12.8	30t	1	0	0	0.0	-	0	0
2017	Chicago	3-0	1	9	9.0	-	0	0	0	0.0	-	0	0
NFL totals		50-22	108	1,517	14.0	72t	8	4	19	4.8	12	0	0

SEASON / CAREER / PLAYOFF HIGHS

	2017	Career	Playoff
Receptions.....	1, vs. MIN (10/9).....	9, at SEA (11/29/15).....	None
Receiving Yards.....	9, vs. MIN (10/9).....	201, at SEA (11/29/15).....	None
Longest Reception.....	9, vs. MIN (10/9).....	72t, at SD (10/12/15).....	None
Receiving TDs.....	None.....	1, eight times.....	None



11 KEVIN WHITE

Ht: 6-3**Wt:** 216**Age:** 25**College:** West Virginia**Bears Season:** 3**NFL Season:** 3**Acquired:** 1st round of the 2015 draft (7th overall)

WIDE RECEIVER

PRO CAREER: Started five games in three NFL seasons, catching 21 passes for 193 yards (9.2 avg) ... rushed one time for 9 yards ... spent rookie season on the PUP list.

2017 SEASON: Placed on IR after sustaining an injury in Week one vs. Atlanta ... started in Game 1, catching two passes for six yards.

PREVIOUS SEASONS: 2016: Started the first four games of the season before being placed on Injured Reserve, tallying 19 receptions for 187 yards (9.8 avg) ... rushed once for 9 yards (9.0 avg). **2015:** Spent entire rookie season on the PUP list.

2017 CHICAGO BEARS

Date	W/L	Opp.	Rec	Yds	Avg	Long	TD	
9/10*	L	ATL	2	6	3.0	6	0	
9/17	L	at TB	INJURED RESERVE					
9/24	W	PIT	INJURED RESERVE					
9/28	L	at GB	INJURED RESERVE					
10/9	L	MIN	INJURED RESERVE					
10/15		at BAL						
10/22		CAR						
10/29		at NO						
11/12		GB						
11/19		DET						
11/26		at PHI						
12/3		SF						
12/10		at CIN						
12/16		at DET						
12/24		CLE						
12/31		at MIN						
Totals	0-1		2	6	3.0	-	0	

KEVIN WHITE'S NFL STATISTICS

REGULAR SEASON

Year	Team	GP-GS	Rec	Yds	Avg	Lg	TD	Rush	Yds	Avg	Lg	TD	STT
2016	Chicago	4-4	19	187	9.8	32	0	1	9	9.0	9	0	0
2017	Chicago	1-1	2	6	3.0	6	0	0	0	0.0	-	0	0
Totals		5-5	21	193	9.2	32	0	1	9	9.0	0	0	0

SEASON / CAREER / PLAYOFF HIGHS

	2017	Career	Playoff
Receptions.....	2, vs. ATL (9/10)	6, twice	None
Receiving Yards.....	6, vs. ATL (9/10)	62, at DAL (9/25)	None
Longest Reception.....	6, vs. ATL (9/10)	32, at DAL (9/25)	None
Receiving TDs.....	None	None	None



65 CODY WHITEHAIR

Ht: 6-4

Wt: 310

Age: 25

College: Kansas State

Bears Season: 2

NFL Season: 2

Acquired: 2nd round of the 2016 NFL draft (56th overall)

OFFENSIVE LINE

PRO CAREER: Enters second NFL season and has started all 21 games at center for the Chicago Bears ... paved the way for rookie Jordan Howard to 1,313 rushing yards (2nd in NFL) ... helped the Bears to the third most passing yards (gross and net) in franchise history.

2017 SEASON: Started five games; 4 at C, 1 at LG.


HONORS AND AWARDS: 2016: PFWA All-Rookie Team

2016 SEASON: Started all 16 games as a rookie for the Chicago Bears ... paved the way for rookie Jordan Howard to 1,313 rushing yards (2nd in NFL) ... helped the Bears to the third most passing yards (gross and net) in franchise history.

CODY WHITEHAIR'S NFL STATISTICS

REGULAR SEASON

GAMES PLAYED-STARTED - 21-21: 2016 CHI (16-16); 2017 CHI (5-5).



13 KENDALL WRIGHT

Ht: 5-10**Age:** 28**Bears Season:** 1**Acquired:** Unrestricted free agent in 2017 (TEN)**Wt:** 191**College:** Baylor**NFL Season:** 6

WIDE RECEIVER

PRO CAREER: In his sixth NFL season, has appeared in 71 games (42 starts) hauling in 298 receptions for 3,444 yards (11.6 avg) and 19 touchdowns with the Tennessee Titans (2012-16) and Chicago Bears (2017)... Carried the ball 11 times for 90 yards (8.2 avg)... Made his NFL debut September 9, 2012 vs. New England... Recorded his first 1,000 yard receiving season in 2013 under Bears offensive coordinator Dowell Loggains... Tallied 5 career 100+ yard receiving games in his NFL career... Set career-high in yards (1,079) and receptions (94) in 2013.

2017 SEASON: Played in five games (one start), catching 18 passes for 200 yards (11.1 avg).

PREVIOUS SEASONS: 2016: Played 11 games with 4 starts, recording 29 receptions for 416 yards (14.3 avg) and 3 touchdowns ... 48-yard touchdown reception vs. Cleveland (10/16) was the second longest of his career. **2015:** Appeared in 10 contests with 9 starts, hauling in 36 passes for 408 yards (11.3 avg) and 3 touchdowns ... his 52-yard touchdown reception at Tampa Bay (9/13) was the longest of his career. **2014:** Appeared in 14 contests with 11 starts hauling in 57 passes for 715 yards (12.5 avg) and 6 touchdowns. **2013:** Played in all 16 games with 12 starts ... tallied 94 receptions for 1,079 yards (11.5 avg), both career-highs. **2012:** Played in 15 games with five starts as a rookie, hauling in 64 passes for 626 yards (9.8 avg) and 4 touchdowns.

2017 CHICAGO BEARS

Date	W/L	Opp.	Rec	Yds	Avg	Long	TD
9/10	L	ATL	3	34	11.3	16	0
9/17	L	at TB	7	69	9.9	18	0
9/24	W	PIT	0	0	0.0	-	0
9/28*	L	at GB	4	51	12.8	22	1
10/9	L	MIN	4	46	11.5	13	0
10/15		at BAL					
10/22		CAR					
10/29		at NO					
11/12		GB					
11/19		DET					
11/26		at PHI					
12/3		SF					
12/10		at CIN					
12/16		at DET					
12/24		CLE					
12/31		at MIN					
Totals	0-1		18	200	11.1	22	1

KENDALL WRIGHT'S NFL STATISTICS

REGULAR SEASON

Year	Team	GP-GS	Rec	Yds	Avg	Lg	TD	Rush	Yds	Avg	Lg	TD
2012	Tennessee	15-5	64	626	9.8	38	4	1	4	4.0	4	0
2013	Tennessee	16-12	94	1,079	11.5	45	2	0	0	-	-	0
2014	Tennessee	14-11	57	715	12.5	48	6	4	54	13.5	38	0
2015	Tennessee	10-9	36	408	11.3	52t	3	5	17	3.4	13	0
2016	Tennessee	11-4	29	416	14.3	48t	3	1	15	15.0	15	0
2017	Chicago	5-1	18	200	11.1	22	1	0	0	0.0	-	0
NFL totals		71-42	298	3,444	11.6	52t	19	11	90	8.2	38	0

SEASON / CAREER / PLAYOFF HIGHS

	2017	Career	Playoff
Receptions.....	7, at TB (9/17)	12, vs. ARI (12/15/13)	None
Receiving Yards.....	69, at TB (9/17)	150, vs. ARI (12/15/13)	None
Longest Reception.....	22, at GB (9/28)	52t, at TB (9/13/15)	None
Receiving TDs.....	1, at GB (9/28)	2, vs. CLE (10/5/14)	None



97 WILLIE YOUNG

Ht: 6-4

Age: 32

Bears Season: 4

Acquired: Unrestricted free agent in 2014 (DET)

Wt: 258

College: North Carolina State

NFL Season: 8

LINEBACKER

PRO CAREER: Enters eighth NFL season, recording 240 tackles, 32 sacks, 1 interception, 15 pass breakups, 31 TFLs, 2 forced fumble and 2 fumble recoveries in 96 career games, including 45 starts, with the Detroit Lions (2010-13) and Chicago Bears (2014-17)... Has recorded 24 sacks in his three seasons as a Bear after recording only 6 during his four seasons in Detroit (2010-13)... 24 sacks over the past three seasons leads the Bears... 10 sacks in 2014 were second most by a Bears player in their first season with the team since sacks became an official stat in 1982 behind Mark Anderson's 12 in 2006... Set a career-high for sacks in a game with 3 at IND (10/9/17).

2017 SEASON: Appeared in four games (two starts), recording 7 tackles, 2 sacks and 2 TFLs. Inactive for game 5.

PREVIOUS SEASONS: 2016: Appeared in 16 games with 12 starts (Games 1-2 & 7-16) recording 59 tackles, 7.5 sacks, 3 TFLs, 2 pass breakups and 1 forced fumble... 7.5 sacks led the team... Recorded a career-high 3 sacks at IND (10/9). **2015:** Appeared in 15 contests (Games 1-2 & 4-16) including 8 starts (Games 5-6, 8-9, 11, 13 & 15-16), collecting 47 tackles, 6.5 sacks (second on the team), 1 interception, 12 TFLs (team-high) and 3 pass breakups... Made first career interception in Game 9 at St. Louis... Became 1-of-3 Bears players with a sack in 5- straight games (Games 9-14) along with Brian Urlacher (2000) and Steve McMichael (1983 & 1991) since sacks became an official NFL statistic in 1982... Inactive Game 3. **2014:** Saw action in 15 games with 8 starts ... made 55 tackles - including 10 sacks and 3 TFLs - his first career forced fumble, 3 pass breakups and 13 QB pressures... His 10 sacks were tied for 15th in the NFL and led the Bears... Had 6 sacks total in the previous 4 NFL seasons (2010-13) with Detroit entering 2014... Finished 2nd in tackles (55), tied for 2nd in PBU's (3), and 3rd in TFLs (3) amongst Bears defensive linemen... Also blocked a field goal on special teams (Week 4 vs. Green Bay)... Placed on injured reserve on December 23 due to an Achilles injury, causing him to miss the season finale. **2013:** Started 15-of-16 games collecting, 47 tackles, 3 sacks, 5 PBU's, 7 TFLs and 2 FRs. Set career-highs in tackles, PBU's, TFLs, and FRs, and tied his career-high in sacks... His 5 PBU's ranked tied for 8th in the NFL amongst defensive linemen. **2012:** Appeared in 16 contests collecting 11 tackles, 1 PBU and 1 TFL. **2011:** In 14 games, notched 14 tackles, 3 sacks, 1 PBU and 3 TFLs. **2010:** Saw action in 2 games as a rookie.

2017 CHICAGO BEARS

Date	W/L	Opponent	Tkls-S	Sk-YL	INT-Yds	PD	FF	FR	TFL
9/10*	L	ATL	1-1	0-0	0-0	0	0	0	0
9/17	L	at TB	2-2	1-5	0-0	0	0	0	1
9/24	W	PIT	2-1	1-8	0-0	0	0	0	1
9/28*	L	at GB	2-0	0-0	0-0	0	0	0	0
10/9	L	MIN			INACTIVE				
10/15		at BAL							
10/22		CAR							
10/29		at NO							
11/12		GB							
11/19		DET							
11/26		at PHI							
12/3		SF							
12/10		at CIN							
12/16		at DET							
12/24		CLE							
12/31		at MIN							
Totals	0-2		7-4	2-13	0-0	0	0	0	2

*Denotes Game Started



WILLIE YOUNG'S NFL STATISTICS

REGULAR SEASON

Year	Team	GP	GS	Tackles					Interceptions					Fumbles			Misc.			
				Tot	S	A	Sk	Yds	No	Yds	Lg	TD	PD	FF	FR	Yds	TFL	STT		
2010	Detroit	2	0	0	0	0	0.0	0.0	0	0	-	0	0	0	0	0	0	0	0.0	0
2011	Detroit	14	0	14	9	5	3.0	19.0	0	0	-	0	1	0	0	0	0	3.0	0	
2012	Detroit	16	0	11	7	4	0.0	0.0	0	0	-	0	1	0	0	0	0	1.0	0	
2013	Detroit	16	15	47	29	18	3.0	20.0	0	0	-	0	5	0	2	0	0	7.0	0	
2014	Chicago	15	8	55	36	19	10.0	65.0	0	0	-	0	3	1	0	0	0	3.0	0	
2015	Chicago	15	8	47	31	16	6.5	50.0	1	39	39	0	3	0	0	0	0	12.0	0	
2016	Chicago	16	12	59	36	23	7.5	43.0	0	0	-	0	2	1	0	0	0	3.0	0	
2017	Chicago	4	3	7	4	3	2.0	13.0	0	0	-	0	0	0	0	0	0	2.0	0	
Bears totals		50	31	168	107	61	26	171.0	1	39	39	0	8	2	0	0	0	20.0	0	
NFL totals		98	46	240	152	88	32	210.0	1	39	39	0	15	2	2	0	0	31.0	0	

POSTSEASON

Year	Team	GP	GS	Tackles					Interceptions					Fumbles			Misc.		
				Tot	S	A	Sk	Yds	No	Yds	Lg	TD	PD	FF	FR	Yds	TFL	STT	
2011	Detroit	1	0	2	1	1	1.0	1.0	0	0	-	0	0	1	0	0	0	0	0

SEASON / CAREER / PLAYOFF HIGHS

	2017	Career	Playoff
Tackles	2, three times	8, three times.....	2, at NO (1/7/12)
Solos	1, twice	7, vs. PHI (9/19)	1, at NO (1/7/12)
Sacks	1, twice	3, at IND (10/9).....	1, at NO (1/7/12)