



WEEKLY RELEASE



WEEK 4



TITANS VS. TEXANS
OCTOBER 1, 2017



FOR IMMEDIATE RELEASE

SEPTEMBER 25, 2017



TITANS TRAVEL TO HOUSTON TO FACE REIGNING DIVISION CHAMPS



Tennessee Titans (2-1) vs. Houston Texans (1-2)

Sunday, Oct. 1, 2017 • Noon CDT • NRG Stadium • Houston, Texas • TV: CBS

2017 TITANS SCHEDULE

REGULAR SEASON

Day	Date	Opponent	Result/ Time	Score/ TV
Sun.	Sept. 10	OAKLAND	L	16-26
Sun.	Sept. 17	at Jacksonville	W	37-16
Sun.	Sept. 24	SEATTLE	W	33-27
Sun.	Oct. 1	at Houston	Noon	CBS
Sun.	Oct. 8	at Miami	Noon*	CBS
Mon.	Oct. 16	INDIANAPOLIS	7:30 p.m.	ESPN
Sun.	Oct. 22	at Cleveland	Noon*	CBS
Sun.	Oct. 29	Bye		
Sun.	Nov. 5	BALTIMORE	Noon*	CBS
Sun.	Nov. 12	CINCINNATI	Noon*	FOX
Thur.	Nov. 16	at Pittsburgh	7:25 p.m.	NBC/NFLN
Sun.	Nov. 26	at Indianapolis	Noon*	CBS
Sun.	Dec. 3	HOUSTON	Noon*	CBS
Sun.	Dec. 10	at Arizona	3:05 p.m.*	CBS
Sun.	Dec. 17	at San Francisco	3:25 p.m.*	CBS
Sun.	Dec. 24	L.A. RAMS	Noon*	FOX
Sun.	Dec. 31	JACKSONVILLE	Noon*	CBS

All kickoff times Central
 * Time subject to change

AFC SOUTH STANDINGS

Team	W	L	T	Pct
Tennessee Titans	2	1	0	.667
Jacksonville Jaguars	2	1	0	.667
Indianapolis Colts	1	2	0	.333
Houston Texans	1	2	0	.333

LAST WEEK: Bal 7 at Jax 44, Cle 28 at Ind 31, Hou 33 at NE 36, Sea 27 at Ten 33

THIS WEEK (central time): Ten at Hou (Sun 12:00), Jax at NYJ (Sun 12:00), Ind at Sea (Sun 7:30)

NEXT WEEK (central time): Ten at Mia (Sun 12:00), SF at Ind (Sun 12:00), Jax at Pit (Sun 12:00), KC at Hou (Sun 7:30)

NASHVILLE — The Tennessee Titans (2-1) travel this week to face the reigning AFC South Champion Houston Texans (1-2). Kickoff at NRG Stadium (capacity 71,795) is scheduled for noon CDT on Sunday, Oct. 1.

THE BROADCAST

The game will be televised regionally on CBS, including Nashville affiliate WTVF NewsChannel 5. Play-by-play announcer **Kevin Harlan** and analyst **Rich Gannon** will call the action.

The Titans Radio Network, including Nashville flagship 104.5 The Zone, will carry the game across the Mid-South with the "Voice of the Titans" **Mike Keith**, analyst **Dave McGinnis**, gameday host **Rhett Bryan** and sideline reporter **Jonathan Hutton**.

Additionally, Westwood One Sports will broadcast the Titans-Texans game to a national radio audience. Play-by-play announcer **John Sadak** and analyst **Mike Mayock** will have the call.

TITANS LOOK FOR THIRD CONSECUTIVE WIN

The Titans used 115 rushing yards by **DeMarco Murray** and two touchdown passes by **Marcus Mariota** to defeat the Seattle Seahawks 33-27 last week. They scored 24 points in the second half, including 21 points in the third quarter.

Murray, who was listed as questionable with a hamstring injury entering the contest, picked up 75 of his rushing yards on a touchdown run in the third quarter. The play equaled his second-longest career run, behind only a 91-yarder as a member of the Dallas Cowboys against the St. Louis Rams on Oct. 23, 2011. He finished the Seattle game with 14 carries for 115 yards, recording his 27th career 100-yard rushing game (including playoffs) and his sixth with the Titans.

Mariota, who was playing in his 30th career game, completed 20 passes for 225 yards on 32 attempts. He threw touchdown passes of 55 yards to wide receiver **Rishard Matthews** and 24 yards to tight end **Jonnu Smith**. It was his 11th career performance with a passer rating of at least 100 and his 17th career game with at least two touchdown passes.

Three weeks into the NFL season (through Sunday, Sept. 24), the Titans offense ranks among the league leaders in several categories. The unit is fifth in total offense (386.7 yards per game), second in rushing offense (156.3 yards per game), sixth in scoring (28.7 points per game) and tied for first in sacks allowed (two).

THE TEXANS

The Texans traveled to New England last week and fell to the Patriots by a final score of 36-33. They had the lead in the final minute of the back-and-forth affair before Patriots quarterback **Tom Brady** completed the game-winning touchdown pass to **Brandin Cooks**.

Rookie quarterback **Deshaun Watson** has started each of the last two games for the Texans. The former Clemson Tiger, who the Texans traded up to select with the 12th overall pick in the 2017 NFL Draft, has completed 49 of 80 passes for 528 yards with three touchdowns and three interceptions. He had 301 passing yards and 41 rushing yards against the Patriots.

Defensive end **J.J. Watt** returned to the Houston lineup at the beginning of the 2017 season after spending all but three games of last season on injured reserve. The three-time NFL Defensive Player of the Year has 76 sacks since entering the NFL in 2011, ranking second behind only **Von Miller** (76.5).

The Titans and Texans had identical 9-7 records in 2016, but the Texans took the AFC South crown by virtue of their 5-1 record within the division. The Titans were 2-4 in division matchups. In the playoffs, the Texans defeated the Oakland Raiders in the wild-card round before falling to the eventual Super Bowl winning New England Patriots in the divisional round.

It was the second consecutive division title for Houston under head coach **Bill O'Brien**, who was named to his current post in 2014. In 2016, O'Brien became the 14th NFL coach since 1978 to begin his head coaching career with three consecutive winning seasons.

FINGERTIP INFORMATION

Date of Game	Oct. 1, 2017
Kickoff Time	Noon CDT
Venue	NRG Stadium
Tickets	(832) 667-2002
Location	Houston, Texas
Opened in	2002
Capacity	71,795
Surface	Artificial Turf

Visiting Team	Tennessee Titans (2-1)
Website	www.TitansOnline.com
Media Guide	www.TitansOnline.com/mediaguide
Twitter	@Titans
Facebook & Instagram	@titans
Snapchat	nfltitans
Franchise since	1960 (1960-96 Houston Oilers; 1997-98 Tennessee Oilers)

Ownership	Amy Adams Strunk (Controlling Owner and Co-Chairman, Board of Directors); Susie Adams Smith (Co-Chairman, Board of Directors); Kenneth S. Adams, IV (Board of Directors); Barclay Adams; Susan Lewis
President/CEO	Steve Underwood
EVP/General Manager	Jon Robinson
Head Coach	Mike Mularkey
Asst. Head Coach/Def. Coord.	Dick LeBeau
Offensive Coordinator	Terry Robiskie
2017 NFL Offensive Rank	5 (Total), 2 (Rush), 17 (Pass)
2017 NFL Defensive Rank	27 (Total), 15 (Rush), 26 (Pass)

Home Team	Houston Texans (1-2)
Website	www.houstontexans.com
Franchise since	2002
Chairman & CEO	Robert C. McNair
Vice Chairman & COO	D. Cal McNair
GM/Exec. VP Football Op.	Rick Smith
President	Jamey Rootes
Head Coach	Bill O'Brien
Asst. Head Coach/Defense	Romeo Crennel
Defensive Coordinator	Mike Vrabel
2017 NFL Offensive Rank	24T (Total), 7 (Rush), 31 (Pass)
2017 NFL Defensive Rank	14 (Total), 16 (Rush), 16 (Pass)

Television	CBS
Nashville Affiliate	WTVF NewsChannel 5
DirecTV Sunday Ticket	Ch. 709
Play-by-Play	Kevin Harlan
Analyst	Rich Gannon

Radio	Titans Radio Network
Flagship	WGFX 104.5 FM-The Zone
Satellite Radio	Sirius 134, XM 381, XM Internet 830
Play-by-Play	Mike Keith
Analyst	Dave McGinnis
Gameday Host	Rhett Bryan
Sideline Reporter	Jonathan Hutton

National Radio	Westwood One Sports
Play-by-Play	John Sadak
Analyst	Mike Mayock

Referee	Jeff Triplette
Umpire	Reuben Fowler
Down Judge	Jeff Bergman
Line Judge	Danny Short
Field Judge	Greg Gautreaux
Side Judge	Terry Brown
Back Judge	Steve Freeman
Replay Official	Mike Chase



TITANS-TEXANS SERIES AT A GLANCE

- Overall series (regular & postseason): Titans lead 16-14
- Regular season series: Titans lead 16-14
- Postseason series: None
- Total points: Titans 605, Texans 684
- Current streak: One win by Titans
- Titans at home vs. Texans: 9-6
- Titans on the road vs. Texans: 7-8
- Longest winning streak by Titans: 7 (2005-08)
- Longest losing streak by Titans: 5 (2014-16)
- Titans vs. Texans at Nissan Stadium: 9-6
- Last time at Nissan Stadium: Texans 17 at TITANS 24 (1-1-17)
- Titans vs. Texans at NRG Stadium: 7-8
- Last Time at NRG Stadium: Titans 20 at TEXANS 27 (10-2-16)
- First time: Texans 10 at TITANS 17 (11-10-02)
- Mike Mularkey's record vs. Texans: 2-4
- Bill O'Brien's record vs. Titans: 5-1
- Mike Mularkey's record vs. Bill O'Brien: 1-2

A TITANS VICTORY WOULD ...

- Improve QB **Marcus Mariota's** starting record to 14-17.
- Improve **Mike Mularkey's** career record as a head coach to 30-47.
- Improve the Titans' all-time record against the Texans to 17-14.
- Give the Titans a record of 3-1 or better after four games for the first time since 2013 (3-1).
- Give the Titans wins in their first two road games of a season for the first time since 2010.
- Give the Titans three consecutive wins in the AFC South, including the 2016 regular season final against the Texans. The Titans have not won three consecutive division games since winning six straight from 2007-2008.



GAME PREVIEW

TEAM NOTES

PLAYER NOTES

MEDIA

STATISTICS

ROSTERS

WHAT TO LOOK FOR THIS WEEK

- WR **Eric Decker** (395 career receptions) needs five receptions to reach 400 for his career.
- QB **Marcus Mariota** can record his fourth career 300-yard passing game.
- OLB **Derrick Morgan** (38.5 career sacks) needs 0.5 sacks to pass **Kyle Vanden Bosch** (38.5) for ninth on the team's all-time sack list.
- RB **DeMarco Murray** can record his 28th career 100-yard rushing game (including one playoff game) and his seventh with the Titans.
- K **Ryan Succop** enters the game with a franchise-best streak of 45 successful field goals from inside 50 yards, dating back to 2014. The NFL record is 46, set by Atlanta Falcons kicker **Matt Bryant** from 2013–2015.
- TE **Delanie Walker** (297 receptions with the Titans) needs three receptions to become the 10th player in franchise history and the second tight end in franchise history (**Frank Wycheck**) to reach 300 catches with the club.
- TE **Delanie Walker** (4,982 career receiving yards) needs 18 receiving yards to become the eighth active NFL tight end to reach 5,000 career receiving yards. He would join **Jason Witten**, **Antonio Gates**, **Greg Olsen**, **Vernon Davis**, **Jimmy Graham**, **Rob Gronkowski** and **Benjamin Watson**.
- TE **Delanie Walker** (23 touchdown receptions with the Titans) needs two touchdown receptions to tie **Drew Bennett** (25) for 10th all-time with the franchise.

MOST RECENT MATCHUPS

2014 Week 13 • Nov. 30, 2014 • Titans 21 at TEXANS 45

Texans quarterback Ryan Fitzpatrick passes for 358 yards and six touchdowns ... DeAndre Hopkins records nine receptions for 238 yards and two scores for the Texans ... The Titans begin the game with three new starters on the offensive line and lose another during the game ... The Titans also lose quarterback Zach Mettenberger to a shoulder injury in the contest ... The Texans force four turnovers and notch three sacks ... J.J. Watt records two sacks, a forced fumble, a fumble recovery and a receiving touchdown for Houston.

2015 Week 8 • Nov. 1, 2015 • Titans 6 at TEXANS 20

The Texans sack Zach Mettenberger seven times, including 3.5 sacks by linebacker Whitney Mercilus and 2.5 sacks by J.J. Watt ... The Texans force three turnovers (one interception and two fumbles) ... Texans quarterback Brian Hoyer passes for 235 yards, including a 21-yard touchdown to DeAndre Hopkins and a 42-yard touchdown to Nate Washington ... Hopkins totals eight receptions for 94 yards ... The Titans are limited to 1-of-12 on third down.

2015 Week 16 • Dec. 27, 2015 • TEXANS 34 at Titans 6

The Texans force four turnovers, including a Quintin Demps fumble return for a touchdown two minutes into the game ... Texans backup quarterback Brandon Weeden completes two touchdown passes and rushes for another score ... With Marcus Mariota inactive (knee), Zach Mettenberger passes for 234 yards and avoids a shutout with a late touchdown pass to Tre McBride ... DeAndre Hopkins catches seven passes for 117 yards and a touchdown for Houston ... Houston rushes 42 times for 128 yards and possesses the ball for 36:13.

2016 Week 4 • Oct. 2, 2016 • Titans 20 at TEXANS 27

A 67-yard punt return by Houston's Will Fuller late in the third quarter provides the winning margin ... Fuller scores twice, and Brock Osweiler passes for two scores for the Texans ... The Texans build a 14-0 lead in the first quarter, but the Titans come back with two rushing touchdowns by DeMarco Murray and two field goals by Ryan Succop ... Jason McCourty and Perrish Cox record interceptions for the Titans, while Marcus Mariota is intercepted once.

2016 Week 17 • Jan. 1, 2017 • Texans 17 at TITANS 24

The Titans defense opens the scoring with a strip-sack by Sean Spence against Tom Savage and a recovery in the end zone by DaQuan Jones ... Savage later leaves the game with a concussion, giving way to Brock Osweiler ... Matt Cassel starts for the injured Marcus Mariota (leg) and passes for 150 yards and a touchdown to Rishard Matthews ... Matthews totals 114 yards, including a 50-yard catch in the fourth quarter ... Rookie Derrick Henry leads the Titans with 65 rushing yards and a touchdown.

TITANS-TEXANS SERIES HISTORY

The Titans-Texans rivalry is in its 16th year since the expansion Texans began play and the AFC South was formed in 2002. In 30 games, the Titans are 16-14 against the Texans, including a 9-6 mark at Nissan Stadium and a 7-8 record at NRG Stadium.

While the Titans have the advantage in the series, the Texans have won eight out of the last 10 battles. The Titans broke the Texans' five-game winning streak in the series in the 2016 season final at Nissan Stadium.

In the most recent matchup, played on Jan. 1, 2017, Titans wide receiver **Rishard Matthews** had 114 of the team's 150 receiving yards, including a touchdown from quarterback **Matt Cassel**. **Marcus Mariota** was unavailable in the game due to injury. The Titans added a defensive score on a fumble recovery in the end zone by **DaQuan Jones** en route to a 24-17 victory.

The first Titans-Texans meeting of 2016 took place at NRG Stadium on Oct. 2. The Titans came back from a 14-0 deficit to tie the score at 20-20 in the third quarter, but later, Houston's **Will Fuller V** provided a 67-yard punt return for a touchdown to give the Texans a 27-20 win.

The Titans franchise has a rich and storied history with the city of Houston. Under late owner **K.S. "Bud" Adams Jr.**, the Titans existed as the Houston Oilers from 1960-96. In Houston, the Oilers won the first two American Football League Championships and made a total of 15 playoff appearances. Nine players who spent a significant portion of their careers in a Houston Oilers uniform are enshrined in the Pro Football Hall of Fame, including former quarterback **Warren Moon**, defensive tackle **Curley Culp** and offensive lineman **Bruce Matthews**.

The team moved to Tennessee in 1997 and in 1999 adopted the "Titans" moniker.

Current Titans Controlling Owner and Co-Chairman **Amy Adams Strunk** is a graduate of the University of Texas and resides in Waller, Texas.

ALL-TIME SERIES RESULTS

TITANS vs. TEXANS Titans lead 16-14

Date	Site	W/L	Score	Date	Site	W/L	Score
11-10-02	Ten	W	17-10	11-23-09	Hou	W	20-17
12-29-02	Hou	W	13-3	11-28-10	Hou	L	0-20
10-12-03	Ten	W	38-17	12-19-10	Ten	W	31-17
12-21-03	Hou	W	27-24	10-23-11	Ten	L	7-41
10-17-04	Ten	L	10-20	1-1-12	Hou	W	23-22
11-28-04	Hou	L	21-31	9-30-12	Hou	L	14-38
10-9-05	Hou	W	34-20	12-2-12	Ten	L	10-24
12-11-05	Ten	W	13-10	9-15-13	Hou	L	24-30 OT
10-29-06	Ten	W	28-22	12-29-13	Ten	W	16-10
12-10-06	Hou	W	26-20 OT	10-26-14	Ten	L	16-30
10-21-07	Hou	W	38-36	11-30-14	Hou	L	21-45
12-2-07	Ten	W	28-20	11-1-15	Hou	L	6-20
9-21-08	Ten	W	31-12	12-27-15	Ten	L	6-34
12-14-08	Hou	L	12-13	10-2-16	Hou	L	20-27
9-20-09	Ten	L	31-34	1-1-17	Ten	W	24-17

2017 TALE OF THE TAPE

	Tenn.	Hou.	NFL/Avg
OFFENSE			
GAMES (Won-Lost)	2-1	1-2	---
FIRST DOWNS	63	60	55.7
Rushing	22	17	15.5
Passing	34	30	34.2
Penalty	7	13	6.0
YDS GAINED (tot)	1160	886	951.1
Avg per Game	386.7	295.3	330.8
RUSHING (net)	469	386	300.2
Avg per Game	156.3	128.7	104.4
Rushes	92	90	74.7
Yards per Rush	5.1	4.3	4.0
PASSING (net)	691	500	651.0
Avg per Game	230.3	166.7	226.4
Passes Att.	100	93	97.5
Completed	60	56	62.6
Pct Completed	60.0	60.2	64.2
Yards Gained	696	590	698.0
Sacked	2	15	7.3
Yards Lost	5	90	47.0
Had intercepted	1	3	2.3
Yards Opp Ret	2	118	44.3
Opp TDs on Int	0	0	0.3
PUNTS	13	18	13.6
Avg Yards	50.3	49.4	45.9
PUNT RETURNS	8	7	6.0
Avg Return	13.9	8.0	8.1
Returned for TD	0	0	0.0
KICKOFF RETURNS	5	6	4.7
Avg Return	16.8	19.3	22.1
Returned for TD	0	0	0.0
PENALTIES	17	28	21.0
Yards Penalized	164	215	181.2
FUMBLES BY	0	5	3.5
Fumbles Lost	0	3	1.4
Opp Fumbles	8	6	3.5
Opp Fum Lost	1	2	1.4
POSS. TIME (avg)	30:36	31:56	30:00
TOUCHDOWNS	8	5	6.8
Rushing	5	1	2.1
Passing	3	3	4.3
Returns	0	1	0.5
EXTRA-PT KICKS	8/8	5/5	95%
2-PT CONVERSIONS	0/0	0/0	25%
FIELD GOALS/FGA	10/11	6/6	5/6
POINTS SCORED	86	53	62.6
DEFENSE			
POINTS ALLOWED	69	74	62.6
OPP FIRST DOWNS	66	52	55.7
Rushing	15	12	15.5
Passing	49	32	34.2
Penalty	2	8	6.0
OPP YARDS GAINED	1102	971	951.1
Avg per Game	367.3	323.7	330.8
OPP RUSHING(net)	277	296	300.2
Avg per Game	92.3	98.7	104.4
Rushes	76	83	74.7
Yards per Rush	3.6	3.6	4.0
OPP PASSING(net)	825	675	651.0
Avg per Game	275.0	225.0	226.4
Passes Att.	115	91	97.5
Completed	71	56	62.6
Pct Completed	61.7	61.5	64.2
Sacked	5	8	7.3
Yards Lost	33	52	47.0
INTERCEPTED BY	2	0	2.3
Yards Returned	10	0	44.3
Returned for TD	0	0	0.3
OPP PUNT RETURNS	6	9	6.0
Avg return	6.8	17.6	8.1
OPP KICKOFF RET	5	4	4.7
Avg return	25.8	30.0	22.1
OPP TOUCHDOWNS	8	8	6.8
Rushing	1	1	2.1
Passing	7	6	4.3
Returns	0	1	0.5

2017 SCHEDULES



REGULAR SEASON			
Date	Opponent	W/L	Score
09/10	Oakland	L	16-26
09/17	at Jacksonville	W	37-16
09/24	Seattle	W	33-27
10/01	at Houston		
10/08	at Miami		
10/16	Indianapolis		
10/22	at Cleveland		
11/05	Baltimore		
11/12	Cincinnati		
11/16	at Pittsburgh		
11/26	at Indianapolis		
12/03	Houston		
12/10	at Arizona		
12/17	at San Francisco		
12/24	L.A. Rams		
12/31	Jacksonville		

REGULAR SEASON			
Date	Opponent	W/L	Score
09/10	Jacksonville	L	7-29
09/14	at Cincinnati	W	13-9
09/24	at New England	L	33-36
10/01	Tennessee		
10/08	Kansas City		
10/15	Cleveland		
10/29	at Seattle		
11/05	Indianapolis		
11/12	at L.A. Rams		
11/19	Arizona		
11/27	at Baltimore		
12/03	at Tennessee		
12/10	San Francisco		
12/17	at Jacksonville		
12/25	Pittsburgh		
12/31	at Indianapolis		

2017 REGULAR SEASON INDIVIDUAL LEADERS

Passing		Att	Cmp	Yds	Pct	Y/Att	TD	Int	Lg	Sack/ Lost	Rtg
Titans	M. Mariota	100	60	696	60.0	7.0	3	1	55t	2/ 5	86.9
Texans	D. Watson	80	49	528	61.3	6.6	3	3	35	9/ 57	77.5

Rushing		No.	Yds	Avg	Long	TD
Titans	D. Murray	35	184	5.3	75t	1
	D. Henry	33	171	5.2	25	1
	M. Mariota	16	77	4.8	15	1
Texans	L. Miller	49	182	3.7	19	0
	D. Watson	15	124	8.3	49t	1

Receiving		No.	Yds	Avg	Long	TD
Titans	D. Walker	15	168	11.2	23	0
	R. Matthews	14	201	14.4	55t	1
	E. Decker	10	91	9.1	17	0
Texans	D. Hopkins	21	204	9.7	25	1
	T. Ervin	8	38	4.8	7	0
	L. Miller	6	64	10.7	26	0

Interceptions		No.	Yds	Avg	Long	TD
Titans	D. Searcy	1	8	8.0	8	0
	C. Riley	1	2	2.0	2	0
Texans	(none)					

Punting		No.	Yds	Avg	Net	TB	In	Lg	B
Titans	B. Kern	13	654	50.3	44.1	2	4	66	0
Texans	S. Lechler	18	890	49.4	40.7	0	6	68	0

Punt Returns		No.	FC	Yds	Avg	Lg	TD
Titans	A. Jackson	8	2	111	13.9	46	0
Texans	T. Ervin	7	4	56	8.0	21	0

Kickoff Returns		No.	Yds	Avg	Lg	TD
Titans	A. Jackson	3	62	20.7	35	0
Texans	T. Ervin	5	93	18.6	24	0

Scoring/Kickers		PAT	FG	Pts
Titans	R. Succop	8/8	10/11	38
Texans	K. Fairbairn	5/5	6/6	23

Sacks		Tot
Titans	D. Morgan	2.0
Texans	J. Clowney, B. McKinney	2.0

Tackles *		Tot	Solo	Asst
Titans	W. Woodyard	38	23	15
Texans	B. McKinney	22	11	11

* Titans tackle statistics from coaches' tally; opponents' tackles from press box tally

2017 INDIVIDUAL NFL RANKINGS

(NFL rankings include qualifiers onl , where applicable)

Category	Team	Player	Stat	NFL Rank
Passer Rating	Titans	Marcus Mariota	86.9	19
	Texans	Deshaun Watson	77.5	26
Passing Yards	Titans	Marcus Mariota	696	14
	Texans	Deshaun Watson	528	28
Passing TDs	Titans	Marcus Mariota	3	18t
	Texans	Deshaun Watson	3	18t
Rushing Yards	Titans	DeMarco Muray	184	9
	Texans	Lamar Miller	182	10
Rushing Average	Titans	DeMarco Murray	5.3	23
	Texans	Lamar Miller	3.7	23
Rushing TDs	Titans	(Five tied with one)	1	15t
	Texans	Deshaun Watson	1	15t
Receptions	Titans	Delanie Walker	15	24t
	Texans	DeAndre Hopkins	21	2t
Receiving Yards	Titans	Rishard Matthews	201	18
	Texans	DeAndre Hopkins	204	17
Receiving TDs	Titans	Jonnu Smith	2	6t
	Texans	(Three tied with one)	1	32t
Sacks	Titans	Derrick Morgan	2	21t
	Texans	J. Clowney, B. McKinney	2	21t
Interceptions	Titans	D. Searcy, C. Riley	1	9t
	Texans	(none)	-	-

LAST WEEK'S STARTERS

Titans vs. Seahawks | Texans vs. Patriots

TITANS OFFENSE			TEXANS DEFENSE		
WR	18	Rishard Matthews	RDE	93	Joel Heath
TE	82	Delanie Walker	NT	98	D.J. Reader
LT	77	Taylor Lewan	LDE	99	J.J. Watt
LG	67	Quinton Spain	SAM	59	Whitney Mercilus
C	60	Ben Jones	MIKE	41	Zach Cunningham
RG	64	Josh Kline	WILL	55	Benardrick McKinney
RT	78	Jack Conklin	JACK	90	Jadeveon Clowney
TE	81	Jonnu Smith	LCB	24	Johnathan Joseph
QB	8	Marcus Mariota	RCB	25	Kareem Jackson
FB	45	Jalston Fowler	SS	43	Corey Moore
RB	29	DeMarco Murray	FS	29	Andre Hal

TITANS DEFENSE			TEXANS OFFENSE		
DE	90	DaQuan Jones	WR	10	DeAndre Hopkins
DT	99	Jurrell Casey	LT	74	Chris Clark
OLB	91	Derrick Morgan	LG	71	Xavier Su'a-Filo
ILB	59	Wesley Woodyard	C	66	Nick Martin
ILB	54	Avery Williamson	RG	65	Ggreg Mancz
OLB	98	Brian Orakpo	RT	68	Breno Giacomini
CB	25	Adoree' Jackson	TE	84	Ryan Griffi
SS	21	Da'Norris Searcy	WR	12	Bruce Ellington
FS	31	Kevin Byard	QB	4	Deshaun Watson
CB	26	Logan Ryan	FB	45	Jay Prosch
CB	36	LeShaun Sims	RB	26	Lamar Miller

THIS WEEK'S NFL SCHEDULE

All Times Central

Thursday, September 28

Chicago at Green Bay (CBS/NFLN/Amazon) 7:25

Sunday, October 1

New Orleans	at Miami (in London)	(FOX) 8:30
Buffalo	at Atlanta	(CBS) 12:00
Pittsburgh	at Baltimore	(CBS) 12:00
Cincinnati	at Cleveland	(CBS) 12:00
L.A. Rams	at Dallas	(FOX) 12:00
Tennessee	at Houston	(CBS) 12:00
Detroit	at Minnesota	(FOX) 12:00
Carolina	at New England	(FOX) 12:00
Jacksonville	at New York Jets	(CBS) 12:00
San Francisco	at Arizona	(FOX) 3:05
Philadelphia	at L.A. Chargers	(FOX) 3:05
New York Giants	at Tampa Bay	(FOX) 3:05
Oakland	at Denver	(CBS) 3:25
Indianapolis	at Seattle	(NBC) 3:30

Monday, October 2

Washington at Kansas City (ESPN) 7:30

INDIVIDUAL HIGHLIGHTS VS. THE TEXANS

LB Daren Bates

- On 10/13/13 at Houston as a member of the Rams, Bates had one fumble recovery for an 11-yard touchdown.

DT Jurrell Casey

- On 1/1/17 against Houston, he recorded four tackles and two sacks.

QB Matt Cassel

- On 10/17/10 at Houston as a member of the Chiefs, Cassel was 20-of-29 passing with three touchdowns.

S Johnathan Cyprien

- On 12/18/16 at Houston as a member of the Jaguars, Cyprien recorded a career-high 17 tackles.

WR Eric Decker

- On 12/22/13 at Houston as a member of the Broncos, Decker caught 10 passes for 131 yards and two touchdowns.

DL DaQuan Jones

- On 1/1/17 vs. Houston, Jones recovered one fumble in the end zone for a touchdown.

WR Rishard Matthews

- On 1/1/17 against Houston, Matthews tallied 114 receiving yards, including a 50-yard pass, and one score.

RB DeMarco Murray

- On 10/5/14 against Houston as a member of the Cowboys, Murray rushed for 136 yards and also caught six passes for 56 yards.
- On 10/2/16 at Houston, he rushed for two touchdowns on 25 carries.

CB Logan Ryan

- On 1/14/17 vs. Houston, Ryan faced the Texans in the playoffs as a member of the New England Patriots. He recorded his first career post-season interception and returned it 23 yards. He added a playoff career high with three passes defensed.

WHERE THE TEAMS RANK IN 2017

2017 OFFENSIVE STATISTICS AND NFL RANKING

OFFENSIVE STATS	TITANS		TEXANS	
	STAT	RANK	STAT	RANK
Yards / Game	386.7	5	295.3	24t
Yards / Play	6.0	7	4.5	29
Rushing Yards / Game	156.3	2	128.7	7
Rushing Yards / Play	5.1	2	4.3	12
Passing Yards / Game	230.3	17	166.7	31
Passing Yards / Play	6.8	9	4.6	31
Interception Rate	1.0%	8	3.2%	21t
Sacks / Pass Attempt	2.0%	1	16.1%	32
First Downs / Game	21.0	7t	20.0	13t
Punt Return Avg	13.9	5	8.0	14
Kickoff Return Avg	16.8	28	19.3	22
Field Goals Made	90.9%	18	100.0%	1t
3rd Down Pct	41.5%	10	36.6%	21
4th Down Pct	0.0%	17t	0.0%	17t
Red Zone Pct	40.0%	24	33.3%	26t
Goal to Go%	60.0%	20t	33.3%	28t
Avg Time of Possession	30:36	12	31:56	6
Points / Game	28.7	6	17.7	20t
Turnover Ratio	+2	7t	-4	30

2017 DEFENSIVE STATISTICS AND NFL RANKING

DEFENSIVE STATS	TITANS		TEXANS	
	STAT	RANK	STAT	RANK
Yards / Game	367.3	27	323.7	14
Yards / Play	5.6	25	5.3	18
Rushing Yards / Game	92.3	15	98.7	16
Rushing Yards / Play	3.6	13	3.6	12
Passing Yards / Game	275	26	225.0	16
Passing Yards / Play	6.9	24	6.8	23
Interception Rate	1.7%	22	0.0%	27t
Sacks / Pass Attempt	4.4%	30	8.8%	10
First Downs / Game	22	27t	17.3	5t
Punt Return Avg	6.8	15	17.6	30
Kickoff Return Avg	25.8	27t	30	32
3rd Down Pct	38.5%	16	32.5%	6
4th Down Pct	66.7%	27t	66.7%	27t
Red Zone Pct	77.8%	28t	44.4%	10t
Goal to Go%	80.0%	24t	80.0%	24t
Points / Game	23.0	21t	24.7	26
Point Differential / Game	5.7	8	-7	27
Yard Differential / Game	19.3	14	-28.3	23t

TEXANS HEAD COACH BILL O'BRIEN

BILL O'BRIEN AT A GLANCE

- **Regular season record:** 28-23
- **Postseason record:** 1-2
- **Overall record:** 29-25
- **vs. Titans:** 5-1
- **on the road vs. Titans:** 2-1
- **at home vs. Titans:** 3-0
- **vs. Mike Mularkey:** 2-1
- **Year as Texans head coach:** 4
- **Year as NFL head coach:** 4



Bill O'Brien's Assistant Coaching Staff:

Romeo Crennel	Assistant Head Coach/Defense
Mike Vrabel	Defensive Coordinator
Larry Izzo	Special Teams Coordinator
Brian Bell	Assistant Strength and Conditioning
Jim Bernhardt	Director of Football Research
Shane Bowen	Defensive Assistant
John Butler	Secondary
Doug Colman	Assistant Special Teams Coordinator
Mike Devlin	Offensive Line
Craig Fitzgerald	Head Strength & Conditioning
Ian Jones	Assistant Strength & Conditioning
Tim Kelly	Tight Ends
Bobby King	Linebackers
Will Lawing	Offensive Assistant/Offensive Line
Charles London	Running Backs
Anthony Midget	Assistant Secondary
Pat O'Hara	Offensive Assistant/Quarterbacks
John Perry	Wide Receivers
Sean Ryan	Quarterbacks
Anthony Weaver	Defensive Line
Wes Welker	Offensive/Special Teams Assistant

Bill O'Brien is in his fourth season with the Texans. He was named the third head coach in Houston Texans history on Jan. 3, 2014.

In his first three years (2014-16), O'Brien led the Texans to three straight winning seasons for the first time in franchise history and back-to-back AFC South division championships. He is just the 14th coach since 1978 to begin his NFL head coaching career with three consecutive winning seasons and his 28 career victories are the most by any head coach in franchise history through their first three years.

In 2016, Houston defeated the Oakland Raiders in the AFC Wild Card Round and advanced to the Divisional Round for the first time since 2012. The Texans finished the season with the NFL's top-ranked defense for the first time in franchise history, surrendering an average of only 301.3 total net yards per game. The team also posted a 7-1 record at home during the regular season, which set a single-season franchise record and tied for the best home record in the NFL.

Under O'Brien's leadership, the Texans reached several milestones in 2015, including becoming the only NFL team since 1950 to reach the playoffs with four different starting quarterbacks winning a regular season game. Houston also established a dominating defense behind defensive end **J.J. Watt**, the 2012, 2015 and 2016 NFL Defensive Player of the Year. As a whole, the Texans defense finished third in the NFL in total yards (310.2) and passing yards (210.4) allowed per game. The Texans offense in 2015 averaged 108.1 yards per game on the ground, with a 135.1 rushing average over the first seven weeks.

In 2014, O'Brien's first year with the club, Houston became just the sixth team since 1978 to post a winning season following a season in which it won two or less games. Due to the turnaround, O'Brien finished second in the NFL AP Coach of the Year voting to Arizona Cardinals Head Coach **Bruce Arians**.

When he was named head coach, O'Brien brought to the Texans 21 previous years of collegiate and NFL coaching experience. Directly before taking over the Texans, he spent two years as the head coach at Penn State University, garnering national and conference coach-of-the-year awards as he replaced **Joe Paterno**, the all-time winningest head coach in NCAA Football Bowl Division history, and guided the program through the repercussions and sanctions of a devastating scandal. In his two years at the helm, O'Brien led the Nittany Lions to consecutive winning seasons.

Prior to his tenure at Penn State, O'Brien spent five seasons (2007-11) with the New England Patriots and helped lead the team to a pair of Super Bowl berths, first as an offensive assistant in 2007 and then again in 2011 as offensive coordinator. In between those roles, he served as wide receivers coach in 2008 and quarterbacks coach from 2009-10. When he led the offensive unit in 2011, the Patriots ranked third in the NFL in scoring, second in total offense and advanced to Super Bowl XLVI.

The Andover, Mass., native and Brown University alum began his coaching career at Brown in 1993 after playing linebacker and defensive end from 1990-1992. He also had coaching stops at Georgia Tech, Maryland and Duke before making the jump to the NFL.

KEY NUMBERS

9

Touchdown receptions by **Rishard Matthews**, which tied for sixth in the NFL and tied for second in the AFC.

17

Career games by **Marcus Mariota** with at least two touchdown passes.

18

Receiving yards needed by **Delanie Walker** (4,982 career receiving yards) to become the eighth active NFL tight end to reach 5,000 career receiving yards. He would join **Jason Witten**, **Antonio Gates**, **Greg Olsen**, **Vernon Davis**, **Jimmy Graham**, **Rob Gronkowski** and **Benjamin Watson**.

38

Points in 2017 by Titans kicker **Ryan Succop**. His total ranks first in the NFL through three weeks.

38.5

Career sacks by outside linebacker **Derrick Morgan**, who is tied with **Kyle Vanden Bosch** for ninth place in franchise history in the category.

45.3

Percentage on third down by the Titans offense since the beginning of the 2016 season (third in the NFL).

55

Total points scored by the Titans in the second half of their last two games—31 in the second half at Jacksonville and 24 in the second half against Seattle.

56.8

Gross punting average last week against the Seahawks by **Brett Kern** to set a new career high. His average was the fourth best in team history for a single game (minimum four punts).

58.5

Career sacks by outside linebacker **Brian Orakpo**, including a sack-forced fumble at Jacksonville in Week 2.

64.2

Percent of players on the 53-man roster (total of 34) who have been added since the end of the 2015 season via the draft (14), free agency (15), trades (3) and waivers (2).

114.6

Marcus Mariota's league-high passer rating in the red zone from 2015–2016. It included 33 touchdowns and no interceptions.

115

Rushing yards last week against the Seahawks by **DeMarco Murray**, including a 75-yard touchdown run. It gave him his 27th career 100-yard rushing game (including playoffs) and his sixth with the Titans.

156.3

Average yards rushing for the Titans in 2017, which gives them the NFL's second-best rushing offense through three weeks.

WHAT TO LOOK FOR IN 2017

- The Titans are in their 19th season since changing their team name and colors and moving into Nissan Stadium.
- The Titans have six games against playoff teams from 2016: Houston (two games), Seattle, Oakland, Pittsburgh and Miami. Four of their five games are against incumbent playoff clubs.
- In their matchup against the Colts on Oct. 16, the Titans return to Monday Night Football for the first time since 2014. They are 5-2 in their last seven Monday night games, including a win in 2008, the last time they hosted the Colts on a Monday night.
- WR **Eric Decker** (385 receptions entering 2017) needs 15 catches in 2017 to reach 400 for his career.
- QB **Marcus Mariota** can become the first quarterback in franchise history to post three consecutive seasons with a passer rating of 90 or better. He was the first to accomplish the feat in two consecutive seasons, recording a 91.5 passer rating as a rookie in 2015 and a 95.6 passer rating in 2016.
- QB **Marcus Mariota** (3,426 passing yards in 2016) can become the first Titans quarterback with back-to-back 3,000-yard passing seasons since **Steve McNair** from 2001–2003.
- QB **Marcus Mariota** (45 touchdown passes entering 2017) can reach 70 career touchdown passes in his third NFL season. Seven previous NFL quarterbacks have done so: **Dan Marino** (98), **Andrew Luck** (86), **Peyton Manning** (85), **Derek Carr** (81), **Andy Dalton** (80), **Jeff Garcia** (74) and **Russell Wilson** (72).
- OLB **Derrick Morgan** (36.5 career sacks entering 2017) and DT **Jurrell Casey** (33.0 career sacks entering 2017) can become the ninth and 10th players in franchise history to reach 40 sacks. They would join **Elvin Bethea** (105.), **Ray Childress** (75.5), **Jesse Baker** (66.0), **William Fuller** (59.0), **Sean Jones** (57.5), **Jevon Kearse** (52.0), **Robert Brazile** (48.0), **Ted Washington** (45.0) on the list.
- RB **DeMarco Murray** (6,515 rushing yards entering 2017) needs 485 rushing yards in 2017 to reach 7,000 for his career.
- RB **DeMarco Murray** (1,287 rushing yards in 2016) can become the fourth Titans/Oilers player with at least two consecutive 1,200-yard rushing seasons, joining **Earl Campbell** (1978–1981), **Eddie George** (1996–2000) and **Chris Johnson** (2008–2010).
- OLB **Brian Orakpo** (seven sacks in 2015; 10.5 sacks in 2016) can become the first Titans player since **Jevon Kearse** (1999–2001) to record at least seven sacks in three consecutive seasons.
- CB **Logan Ryan** can record his fifth consecutive season with at least two interceptions. Only 14 total NFL players, including Ryan, recorded at least two interceptions every season from 2013–2016.
- K **Ryan Succop** entered 2017 with an active streak of 36 consecutive field goals made from inside 50 yards, a franchise record and the longest current streak of its kind in the NFL.
- TE **Delanie Walker** (282 receptions with the Titans entering 2017) needs 18 receptions in 2017 to become the 10th player in franchise history and the second tight end in franchise history (**Frank Wycheck**) to reach 300 catches with the club.
- TE **Delanie Walker** (3,349 receiving yards with the Titans entering 2017) needs 651 receiving yards in 2017 to become the 10th player in franchise history and the second tight end in franchise history (**Frank Wycheck**) to reach 4,000 receiving yards with the club.
- TE **Delanie Walker** (4,814 career receiving yards entering 2017) needs 186 receiving yards to reach 5,000 for his NFL career.
- ILB **Avery Williamson** (107 tackles in 2014; 137 tackles in 2016) can become the first Titans defender in the "Titans era" (1999–present) to begin his career with four consecutive 100-tackle seasons.
- ILB **Avery Williamson** can become the first Titans player to lead the team in tackles for three consecutive seasons since **Keith Bulluck** (2002–2006).

TITANS-TEXANS CONNECTIONS

FORMER TITANS

- Texans assistant special teams coach **Doug Colman** played for the Titans and was a part of the team's Super Bowl XXXIV run.
- Texans running backs coach **Charles London** spent the 2011 season as the Titans' offensive assistant/quality control coach.
- Texans assistant director of college scouting **Mike Martin** began his NFL career as an intern with the Titans in 2002. He played defensive back at Vanderbilt.
- Texans senior director of sports medicine/head athletic trainer **Geoff Kaplan** spent 14 seasons with the Titans.
- Texans rehabilitation coordinator/associate head athletic trainer **Roland Ramirez** previously served as a contract athletic trainer for the Titans.

FORMER TEXANS

- Titans C **Ben Jones** was originally drafted by the Texans in the fourth round (99th overall) of the 2012 NFL Draft and played four seasons with the team.
- Titans CB **Brice McCain** was originally selected by the Houston Texans in the sixth round (188th overall) of the 2009 NFL Draft.
- Titans TE **Phillip Supernaw** was originally signed by the Houston Texans as an undrafted free agent in 2012.
- Titans director of pro scouting **Brian Gardner** joined the franchise in 2014 after seven years with the Texans, where he served as director of pro personnel.

TITANS WITH TEXAS CONNECTIONS

- Titans Controlling Owner and Co-Chairman **Amy Adams Strunk** is a graduate of the University of Texas and resides in Waller, Texas.
- Titans assistant head coach/strength and conditioning **Steve Watterson** has been with the franchise since it played in Houston as the Oilers.
- Titans assistant secondary coach **Steve Jackson** is a Houston native.
- Titans OLB **Brian Orakpo** is a Houston native (see right).
- Titans DE **David King** is a native of Houston. He attended Strake Jesuit Prep where he was named unanimous district defensive MVP and was elected to the All-Greater Houston team by the Houston Chronicle.
- Titans TE **Phillip Supernaw** grew up in Katy, Texas, and attended James E. Taylor (Katy, Texas) High School.
- Titans CB **Brice McCain** is a native of Terrell, Texas, and attended Terrell (Texas) High School.
- Titans OLB **Josh Carraway** (Flower Mound) also grew up in Texas and later attended Texas Christian University where was a two-time All-Big 12 first-team honoree and a 2016 Academic All-Big 12 recipient.


TEXANS WITH TENNESSEE AREA CONNECTIONS

- Texans assistant head coach/defense **Romeo Crennel** was a lineman at Western Kentucky from 1966-69 and coached there from 1970-74.
- Texans S **Andre Hal** played at Vanderbilt, where he appeared in 50 games and recorded 133 career tackles, six interceptions and 37 passes defended. He was named second-team All-SEC by both the league coaches and Associated Press.
- Texans 2017 second-round draft pick **Zach Cunningham** played college football at Vanderbilt where he was first team All-SEC in 2015 and 2016 and was a finalist for the Dick Butkus Award.

COACHING CONNECTIONS

- Titans GM **Jon Robinson** was a member of the personnel staff at New England when Texans head coach **Bill O'Brien** worked for the Patriots. In their five years together, the Patriots advanced to the playoffs five times and won two AFC titles.
- Texans defensive coordinator **Mike Vrabel** played with Titans secondary coach **Deshaea Townsend** at Pittsburgh while Titans head coach **Mike Mularkey** and linebackers coach **Lou Spanos** coached for the Steelers.
- Titans special teams coach **Steve Hoffman** coached for the Chiefs when Texans defensive coordinator **Mike Vrabel** played at Kansas City.
- Titans defensive line coach **Nick Eason** played for the Browns when Texans assistant head coach/defense **Romeo Crennel** coached at Cleveland.
- Texans offensive/special teams assistant **Wes Welker** played in Miami while Titans head coach **Mike Mularkey** was the offensive coordinator for the Dolphins.
- Titans wide receivers coach **Frisman Jackson** played for the Jets while Texans offensive line coach **Mike Devlin** coached in New York.
- Titans offensive coordinator **Terry Robiskie** and assistant offensive line coach **Mike Sullivan** with Texans assistant head coach/defense

TITANS LB BRIAN ORAKPO



- Titans OLB **Brian Orakpo** is a Houston native and attended Lamar (Houston, Texas) High School, where he was tabbed second-team All-Greater Houston and first-team All-District 18-5A as a junior and senior. Orakpo went on to attend the University of Texas, where he won the Nagurski Trophy and the Lombardi Award and was the consensus Big 12 Defensive Player of the Year as a senior in 2008.
- After Hurricane Harvey devastated the Houston area earlier this year, Orakpo and his family quickly got involved in the relief effort. The Orakpo family, his foundation and the Titans partnered to host a supply drive over Labor Day weekend. They were on hand at Nissan Stadium collecting donations that were later shipped to Texas, benefitting the Austin Disaster Relief Network.

- **Romeo Crennel** at Cleveland ... Texans defensive line coach **Anthony Weaver** with Titans strength and conditioning assistant **Taylor Porter** in Cleveland ... Titans special teams coach **Steve Hoffman** with Texans assistant head coach/defense **Romeo Crennel** at Kansas City ... Titans quarterbacks coach **Jason Michael** with Texans offensive line coach **Mike Devlin** at New York Jets ... Texans linebackers coach **Bobby King** with Titans assistant special teams coach **Craig Aukerman** at San Diego.
- Titans assistant defensive line coach **Keith Willis** with Texans quarterbacks coach **Sean Ryan** at Boston College.

COACH-PLAYER CONNECTIONS

- Titans special teams coach **Steve Hoffman** and quarterbacks coach **Jason Michael** coached at Oakland when Texans P **Shane Lechler** played for the Raiders.
- Titans QB **Matt Cassel**, K **Ryan Succop** and Texans defensive coordinator **Mike Vrabel** played at Kansas City when Texans assistant head coach/defense **Romeo Crennel** was the head coach for the Chiefs.
- Titans DL **DaQuan Jones** and NT **Austin Johnson** played for Penn State under current Texans head coach **Bill O'Brien** and several members of his staff.
- Titans QB **Matt Cassel** played with Texans defensive coordinator **Mike Vrabel** and special teams coordinator **Larry Izzo** at New England while Texans head coach **Bill O'Brien** was on the Patriots staff.
- Titans linebackers coach **Lou Spanos** coached at UCLA when Texans K **Ka'imi Fairbairn** and G **Xavier Su'a-Filo** played there.
- Titans strength and conditioning coach **Taylor Porter** coached at Louisville while Texans DE **Brandon Dunn** played for the Cardinals.
- Titans strength and conditioning assistant **Taylor Porter** coached in Tampa Bay while Texans CB **Johnathan Banks** was playing for the Buccaneers.
- Titans secondary coach **Deshaea Townsend** coached at Mississippi State while Texans LB **Benardrick McKinney** played for the Bulldogs.
- Titans assistant special teams coach **Craig Aukerman** coached for the Broncos while Texans T **Chris Clark** was playing in Denver.
- Texans RB **Jordan Todman** played for the Jacksonville Jaguars while Titans head coach **Mike Mularkey** was the head coach there and assistant special teams coach **Craig Aukerman**, defensive assistant **Brandon Blaney** and running backs coach **Sylvester Croom** were on his staff.
- Texans S **Marcus Gilchrist** played for the Chargers while Titans assistant special teams coach **Craig Aukerman**, assistant offensive line coach **Mike Sullivan** and quarterbacks coach **Jason Michael** coached in San Diego.
- Titans S **Da'Norris Searcy** played in Buffalo while Texans defensive line coach **Anthony Weaver** coached for the Bills.
- Titans WR **Eric Decker** played in New York while Texans offensive line coach **Mike Devlin** was a coach for the Jets.
- Titans OLB **Derrick Morgan** played for Georgia Tech while Texans defensive assistant **Shane Bowen** coached for the Yellow Jackets.

TITANS-TEXANS CONNECTIONS

- Titans WR **Eric Decker** played for the University of Minnesota while Texans secondary coach **John Butler** was a coach for the Golden Gophers.
- Titans P **Brett Kern** played for Toledo while Texans offensive line coach **Mike Devlin** coached for the Rockets.

NOTABLE PRO TEAMMATES

- Titans TE **Phillip Supernaw** and S **Brynden Trawick** with Texans T **Jah Reid** at Baltimore ... Titans WR **Eric Decker**, NT **Sylvester Williams** and LB **Wesley Woodyard** with Texans T **Chris Clark** at Denver ... Titans OLB **Erik Walden** with Texans RB **Jordan Todman** in Indianapolis ... Titans S **Johnathan Cyprien** with Texans RB **Jordan Todman** at Jacksonville ... Titans QB **Matt Cassel**, K **Ryan Succop** and TE **Phillip Supernaw** with Texans G **Jeff Allen** at Kansas City ... Titans DE **David King** with Texans T **Jah Reid** in Kansas City ... Titans WR **Rishard Matthews** and CB **Brice McCain** with Texans RB **Lamar Miller** at Miami ... Titans WR **Eric Decker** with Texans S **Marcus Gilchrist** at New York

Jets ... Titans CB **Tye Smith** with Texans CB **Marcus Burley** in Seattle.

NOTABLE COLLEGE TEAMMATES

- Titans LB **Daren Bates** with Texans FB **Jay Prosch** at Auburn ... Titans OLB **Kevin Dodd** with Texans WR **DeAndre Hopkins**, NT **D.J. Reader**, DE **Carlos Watkins** and QB **Deshaun Watson** at Clemson ... Titans C **Ben Jones** with Texans S **Corey Moore** at Georgia ... Titans DL **Karl Klug** with Texans TE **C.J. Fiedorowicz** (IR) at Iowa ... Titans WR **Harry Douglas** (IR) with Texans T **Breno Giacomini** at Louisville ... Titans T **Jack Conklin** with Texans DE **Joel Heath**, S **Kurtis Drummond** and LB **Benardrick McKinney** at Michigan State ... Titans QB **Marcus Mariota** with Texans OLB S **Eddie Pleasant** at Oregon ... Titans DT **Jurrell Casey** with Texans ILB **Brian Cushing** at Southern California ... Titans K **Ryan Succop** with Texans CB **Johnathan Joseph** at South Carolina ... Titans LB **Jayon Brown** and LB **Aaron Wallace** (IR) with Texans K **Ka'imi Fairbain** and G **Xavier Su'a-Filo** at UCLA.

CAREER STATS VS. THE TEXANS: TITANS OFFENSE

QUARTERBACKS

Matt Cassel

Date	Opp	W-L	G/S	Att	Cmp	Pct	Yds	Yd/A	TD	TD%	Int	Int%	Lg	Sk	Lst	Rate
12/17/06	Hou	W		4	3	75	20	5.00	0	0	0	0.0	10	0	0	85.4
10/17/10	@ Hou	L	QB	29	20	69	201	6.93	3	10.3	0	0.0	42t	1	12	122.9
1/1/17	Hou	W	QB	26	16	61.5	150	5.77	1	3.8	1	3.8	50	4	17	74.2
Totals		2-1	3/2	59	39	66.1	371	6.29	4	6.8	1	1.7	50	5	29	98.9

Marcus Mariota

Date	Opp	W-L	G/S	Att	Cmp	Pct	Yds	Yd/A	TD	TD%	Int	Int%	Lg	Sk	Lst	Rate
10/2/16	@ Hou	L		29	13	44.8	202	6.97	0	0	1	3.4	60	1	6	54.1
Totals		0-1	1/1	29	13	44.8	202	6.97	0	0	1	3.4	60	1	6	54.1

RUNNING BACKS/FULLBACKS

Jalston Fowler (FB)

Date	Opp	W-L	G/S	Rushing					Receiving				
				Att	Yds	Avg	Lg	TD	Rec	Yds	Avg	Lg	TD
11/1/15	@ Hou	L		0	0	-	-	0	0	0	-	-	0
12/27/15	Hou	L		0	0	-	-	0	0	0	-	-	0
10/2/16	@ Hou	L		0	0	-	-	0	0	0	-	-	0
1/1/17	Hou	W		0	0	-	-	0	0	0	-	-	0
Totals		1-3	4/0	0	0	-	0	0	0	0	-	-	0

David Fluellen (RB)

Date	Opp	W-L	G/S	Rushing					Receiving				
				Att	Yds	Avg	Lg	TD	Rec	Yds	Avg	Lg	TD
None													
Totals		0-0	0/0	0	0	-	-	0	0	0	-	-	0

Derrick Henry (RB)

Date	Opp	W-L	G/S	Rushing					Receiving				
				Att	Yds	Avg	Lg	TD	Rec	Yds	Avg	Lg	TD
10/2/16	@ Hou	L		3	9	3.0	6	0	0	0	-	-	0
1/1/17	Hou	W		15	65	4.3	14	1	1	3	3.0	3	0
Totals		1-1	2/0	18	74	4.1	14	1	1	3	3.0	3	0

DeMarco Murray (RB)

Date	Opp	W-L	G/S	Rushing					Receiving				
				Att	Yds	Avg	Lg	TD	Rec	Yds	Avg	Lg	TD
10/5/14	Hou	W	RB	31	136	4.4	17	0	6	56	9.3	16	0
10/2/16	@ Hou	L	RB	25	95	3.8	14	2	2	24	12.00	14	0
1/1/17	Hou	W	RB	11	21	1.9	7	0	1	-2	-2.00	-2	0
Totals		2-1	3/3	67	252	3.8	17	2	9	78	8.7	16	0

WIDE RECEIVERS

Corey Davis

Date	Opp	W-L	G/S	Rec	Yds	Avg	Lg	TD
None								
Totals		0-0	0/0	0	0	-	-	0

Eric Decker

Date	Opp	W-L	G/S	Rec	Yds	Avg	Lg	TD
12/26/10	Hou	W		0	0	-	-	0
9/23/12	Hou	L	WR	8	136	17.0	35	0

CAREER STATS VS. THE TEXANS: TITANS OFFENSE

12/22/13	@ Hou	W	WR	10	131	13.1	35	2
11/22/15	@ Hou	L	WR	4	81	20.3	25	0
Totals		2-2	4/3	22	348	15.8	35	2

Darius Jennings

Date	Opp	W-L	G/S	Rec	Yds	Avg	Lg	TD
None								
Totals		0-0	0/0	0	0	-	-	0

Rishard Matthews

Date	Opp	W-L	G/S	Rec	Yds	Avg	Lg	TD
10/25/15	Hou	W	WR	3	75	25.0	53t	1
10/2/16	@ Hou	L		2	82	41.0	60	0
1/1/17	Hou	W	WR	9	114	12.7	50	1
Totals		2-1	3/2	14	271	19.4	60	2

Taywan Taylor

Date	Opp	W-L	G/S	Rec	Yds	Avg	Lg	TD
None								
Totals		0-0	0/0	0	0	-	-	0

Eric Weems

Date	Opp	W-L	G/S	Rec	Yds	Avg	Lg	TD
12/4/11	@ Hou	L		0	0	-	-	0
11/11/12	Hou	L		0	0	-	-	0
10/4/15	Hou	W		0	0	-	-	0
Totals		1-2	3/0	0	0	-	-	0

TIGHT ENDS

Jonnu Smith

Date	Opp	W-L	G/S	Rec	Yds	Avg	Lg	TD
None								
Totals		0-0	0/0	0	0	-	-	0

Phillip Supernaw

Date	Opp	W-L	G/S	Rec	Yds	Avg	Lg	TD
12/21/14	@ Hou	L		0	0	-	-	0
11/1/15	@ Hou	L		0	0	-	-	0
12/27/15	Hou	L		0	0	-	-	0
10/2/16	@ Hou	L		0	0	-	-	0
1/1/17	Hou	W		0	0	-	-	0
Totals		1-4	5/0	0	0	-	-	0

Delanie Walker

Date	Opp	W-L	G/S	Rec	Yds	Avg	Lg	TD
10/25/09	@ Hou	L		1	2	2.0	2	0
9/15/13	@ Hou	L		1	10	10.0	10t	1
12/29/13	Hou	W	TE	3	29	9.7	11	0
10/26/14	Hou	L		4	37	9.3	15	1
11/30/14	@ Hou	L	TE	1	6	6.0	6	0
11/1/15	@ Hou	L		6	62	10.3	15	0
12/27/15	Hou	L		9	59	6.6	21	0
10/2/16	@ Hou	L	TE	2	34	17.0	24	0
1/1/17	Hou	W		5	35	7.0	15	0
Totals		2-7	9/3	32	274	8.6	24	2

CAREER STATS VS. THE TEXANS: TITANS SPECIALISTS

PUNTERS

Brett Kern

Date	Opp	W-L	Num	Blk	Yds	Avg	Lg	TB	In20	NetAvg
11/23/09	@ Hou	W	4	0	176	44	51	0	2	41.5
11/28/10	@ Hou	L	7	0	328	46.9	56	0	2	43.6
12/19/10	Hou	W	4	0	150	37.5	46	0	2	34.5
10/23/11	Hou	L	7	0	319	45.6	54	1	2	42.7
1/1/12	@ Hou	W	6	0	286	47.7	58	0	4	45.8
9/30/12	@ Hou	L	7	0	326	46.6	60	0	2	41.7
12/2/12	Hou	L	6	0	303	50.5	70	0	2	39.3
9/15/13	@ Hou	L	8	0	382	47.8	54	0	1	46.6
12/29/13	Hou	W	6	0	253	42.2	56	0	6	42.2
10/26/14	Hou	L	6	0	310	51.7	62	0	2	48.7
11/30/14	@ Hou	L	5	0	226	45.2	58	0	2	41.2
11/1/15	@ Hou	L	7	0	349	49.9	60	0	3	45.9
12/27/15	Hou	L	9	0	427	47.4	60	0	7	43.3
10/2/16	@ Hou	L	5	0	257	51.4	71	1	1	30.6
1/1/17	Hou	W	5	0	211	42.2	48	0	5	41
Totals		5-10	92	0	4303	46.8	71	2	43	42.4

RETURNERS

Adoree' Jackson

Date	Opp	W-L	PR	FC	Yds	Avg	Lg	TD	KR	Yds	Avg	Lg	TD
None													
Totals		0-0	0	0	0	-	-	0	0	0	-	-	0

Eric Weems

Date	Opp	W-L	PR	FC	Yds	Avg	Lg	TD	KR	Yds	Avg	Lg	TD
12/4/11	@ Hou	L	2	0	22	11.0	11	0	2	47	23.5	30	0
11/11/12	Hou	L	-	-	-	-	-	-	-	-	-	-	-
10/4/15	Hou	W	2	1	29	14.5	18	0	1	29	29.0	29	0
Totals		1-2	4	1	51	12.8	18	0	3	76	25.3	30	0

NOTES FROM LAST WEEK'S GAME

POINT TOTAL: The Titans' 86 points in 2017 make up the eighth-highest total in franchise history through the first three weeks of a season and the second-most in the "Titans era" (1999-present). They scored 89 points in the first three weeks of 2015. The Titans' 86 points ranked sixth in the NFL in 2017 through three weeks (through Sept. 24).

SECOND HALF SCORING: The Titans scored 24 points in the second half against the Seahawks a week after scoring 31 points in the second half at Jacksonville. The team had not scored 24 points in the second half of two consecutive games since 2009, when they scored 24 points at San Francisco (Nov. 8) and against Buffalo (Nov. 15).

THIRD QUARTER SCORING: The Titans scored 21 points in the third quarter, their highest total in any quarter since a 21-point output against the Packers on Nov. 13, 2016. Since 1991, the franchise only scored 21 or more points in the third quarter on two prior occasions: Dec. 25, 2000 against the Dallas Cowboys (24 points) and Nov. 27, 2005 against the San Francisco 49ers (21 points).

CONSECUTIVE DRIVE SCORING: In Week 2 at Jacksonville, the Titans scored on six consecutive drives. In Week 3 against Seattle, they had five consecutive scoring drives from the second quarter to the fourth quarter. In succession, they ended possessions with a field goal (second quarter), three touchdowns (third quarter) and a field goal (fourth quarter).

TWO-MINUTE OFFENSE IN FIRST HALF: The Titans ran the two-minute offense effectively at the end of the first half against Seattle, as they did in their first two games of the season. In all three games they scored on a field goal inside the final minute of the first half. The Titans offense took over at their own 24-yard line with 1:09 on the clock versus Seattle and drove 47 yards on eight plays before **Ryan Succop** delivered a 47-yard field goal. On the drive, quarterback **Marcus Mariota** completed six of his seven passes, with the only incompleting coming on a spike to stop the clock.

TITANS TOTAL 420 YARDS: The Titans' 420 total net yards were the most by the team since netting 446 yards against the Green Bay Packers on Nov. 13, 2016. The Seahawks defense had not allowed that many yards since Nov. 7, 2016 against the Buffalo Bills (425 net yards).

TITANS RUSH FOR 195: The Titans' 195 rushing yards made up the NFL's third-highest total through three weeks of 2017 (through the afternoon games of Sept. 24). It was the team's highest ground total since rushing for 214 yards against the Jacksonville Jaguars on Oct. 27, 2016. The Seahawks defense had not given up 195 rushing yards in a game since Nov. 3, 2013 against the Tampa Bay Buccaneers (205 yards).

NO TURNOVERS: For the second time in three games in 2017, the Titans did not commit a turnover. They own a plus-two turnover ratio on the



season.

MATTHEWS' SECOND-LONGEST CAREER CATCH: In the third quarter, wide receiver **Rishard Matthews** turned a screen pass from **Marcus Mariota** into a 55-yard touchdown reception. The catch was the second-longest of Matthews' six-year career, behind only a 60-yard reception at Houston on Oct. 2, 2016. Matthews led the Titans with six receptions and 87 receiving yards.

MARIOTA AGAINST THE NFC: **Marcus Mariota** completed 20 of 32 passes for 225 yards with two touchdowns and no interceptions for a passer rating of 104.3. He completed a 55-yard touchdown pass to wide receiver **Rishard Matthews** and a 24-yard touchdown pass to tight end **Jonnu Smith**. It was his 11th career game with a passer rating of at least 100. It also was the sixth time in his eight career games against an NFC opponent in which he recorded a 100-plus passer rating. Mariota's career interconference passer rating is 119.0 with 233 attempts, 161 completions, 2,020 yards, 20 touchdowns and three interceptions.

MARIOTA'S TWO-TOUCHDOWN GAMES: In 30 career games, **Marcus Mariota** has passed for at least two touchdowns 17 times. The Titans are 10-7 when he does so.

MARIOTA'S TD PASS TO MATTHEWS: **Marcus Mariota's** 55-yard touchdown pass to **Rishard Matthews** in the third quarter was Mariota's third-longest career pass. His two longer passes were a 61-yard touchdown at New Orleans on Nov. 8, 2015 and a 60-yard pass to Matthews at Houston on Oct. 2, 2016.

MARIOTA RESPONDS: In the first quarter, the Seahawks defense limited **Marcus Mariota** to three completions on 10 pass attempts. For the first three quarters, he was 17-of-22 for 192 yards with two touchdowns and no interceptions, amounting to a passer rating of 133.1.

MURRAY SCORES FROM LONG DISTANCE: Running back **DeMarco Murray** rushed for a 75-yard touchdown in the third quarter. The run tied for his second-longest career run behind only a 91-yarder as a member of the Dallas Cowboys against the St. Louis Rams on Oct. 23, 2011. He also had a 75-yard touchdown run with the Titans against the Green Bay Packers on Nov. 13, 2016. Murray's 75-yard run against the Seahawks was the longest rushing attempt against the Seahawks since Sept. 20, 2009.

MURRAY TOPS 100: **DeMarco Murray** finished the game with 14 carries for 115 yards. It was his 27th career 100-yard rushing game (including one playoff game) and his sixth with the Titans.

LONG RUN BY HENRY: Second-year running back **Derrick Henry** recorded a 25-yard rushing attempt in the third quarter, giving him his longest career run. His previous long was a 22-yarder at Miami on Oct. 9, 2016. Henry totaled 13 carries for 54 yards in the contest.

SMITH SCORES SECOND TOUCHDOWN IN TWO WEEKS: Rookie tight end **Jonnu Smith** has two touchdowns in his first three career receptions. In the third quarter against the Seahawks, he recorded his second touchdown in as many weeks. **Marcus Mariota** found him for a 24-yard touchdown connection one week after the third-round pick reached the end zone for the first time in his career on a 32-yard reception at Jacksonville.

WALDEN'S FIRST SACK WITH THE TITANS: In the second quarter, outside linebacker **Erik Walden** recorded his first sack in a Titans uniform, dropping **Russell Wilson** for a nine-yard loss. It was the 10th-year veteran's 33rd career sack.

KERN SETS NEW CAREER HIGH IN AVERAGE: **Brett Kern** punted six times against the Seahawks for an average of 56.8 yards per punt, which set a new career high for the 10th-year veteran and ranked fourth in franchise history (minimum four punts). His previous high was a 56.0-yard average against the Oakland Raiders on Nov. 23, 2008, when he was a member of the Denver Broncos. Kern's net average against the Seahawks was 48.2 yards, which ranks eighth in franchise history.

SUCCOP'S STREAK ONE SHY OF NFL RECORD: **Ryan Succop** made all four of his field goal attempts. His attempts were good from 24, 37, 47



and 35 yards. In doing so, he extended his streak to 45 consecutive field goals made from inside 50 yards, which is the second-longest streak of its kind in NFL history. The only player with a longer streak is Atlanta Falcons kicker **Matt Bryant**, who made 46 consecutive field goals from inside 50 yards from 2013–2015.

SUCCOP OFF TO HOT START: Ryan Succop made 10 of his 11 field goal attempts in the first three games of 2017, with his only miss coming from 52 yards. It is the highest number of field goals he has made in the first three games of a season during his nine years in the NFL. It also ranks as the most by any player in franchise history in the first three weeks of a season, topping **Al Del Greco's** previous benchmark of eight field goals in the first three weeks of 1996.

KICKOFF TEMPERATURE: The official game-time temperature against the Seahawks (temperature at opening kickoff) was 88 degrees, making it the second-hottest home game since the Titans moved into Nissan Stadium in 1999. The hottest kickoff temperature in Nissan Stadium history was 89 degrees against the Oakland Raiders on Sept. 25, 2016. Prior to that, the record was 87 degrees against the Pittsburgh Steelers on Sept. 19, 2010. The kickoff temperature against the Seahawks also tied for the Titans' second-hottest kickoff temperature overall (home and away) since the start of the 1999 campaign. There have been four other 88-degree road games: Sept. 17, 2006 at San Diego; Sept. 24, 2006 at Miami; Sept. 14, 2008 at Cincinnati; and Oct. 9 2016 at Miami.

INACTIVES: The Titans' inactive players were cornerback **Kalan Reed**, safety **Johnathan Cyprien**, outside linebacker **Josh Carraway**, linebacker **Nate Palmer**, offensive lineman **Corey Levin**, wide receiver **Corey Davis** and defensive end **Karl Klug**. Cyprien (hamstring) and Davis (hamstring) were ruled out on the injury report leading up to the game.

SELECT TITANS POSTGAME QUOTES

SUNDAY, SEPT. 24, 2017

HEAD COACH MIKE MULARKEY

(opening statement)

I know a statement was released prior to the game in regards to the national anthem and what we did and I'm going to stay with that and let you know that I was supportive of it and I'll be glad to answer any questions in regards to football today.

(on being patient with the offense in the first half)

Pretty important, could easily get frustrated. I think we had, if I'm not mistaken, four three-and-outs. I know we didn't flinch we talked through the 15, we talked through what we had, we came back to some things, hit them the second time when we didn't hit them the first time. I thought it was pretty impressive of our guys to just stick with the plan, just like last week, and not get frustrated. That was a big key, not getting frustrated.

(on the emotional challenge that this game presented)

I've played them, I made it pretty clear from Monday on what this is going to be about. I've played them enough times to know how they play and so do we. I knew it was going to be that kind of game.

(on if the Titans wore the Seahawks down over the course of the game)

I hope so. We obviously moved the ball much better, ran some of the same things in the second half that we did in the first and stuck with it. Had some big drives, obviously had some big plays, really big plays, big effort plays. DeMarco (Murray)'s run, watch the number of bodies down there blocking, still, way down the field. That's an effort you can't ask much more from people. When you've got players that play like that, you've got a chance. Look what happens when you do things like that.

(on if he was surprised that Seahawks CB Richard Sherman wasn't ejected after his hit on QB Marcus Mariota)

No, nothing surprises me anymore. I asked him how they thought we should react when they do something like that. Do they think we're going to take that? There's no way we're going to take that, we'll never take that. I'll be disappointed if we don't retaliate when someone does something like that.

(on if he had a doubt that RB DeMarco Murray would play and the significance of his 75-yard touchdown run)

We needed a big run. We haven't had that this year, even in the preseason we haven't had one break like that. This is a good defense, it's a really, really good defense up front, very stout. They've been that way for years. I didn't have any doubt. He looked me in the eye and said he's ready to go, and I trust him.

(on DeMarco Murray's performance today answering questions about his health)

He answered them Friday when I talked to him, he did, he answered them. I was ready to go with him.

(on if he said anything to the team about the national anthem)

No, I let the team make a decision and I supported it.

(on the effort that WR Rishard Matthews showed on his touchdown run)

It was a great play. I think he thought he was going to get caught the whole way, I really do. I think he was waiting to get tackled, and then when he put the breaks on, I think he almost went down and then everyone went flying by him. He was like 'Holy cow! I'm not that much further away, it's right there!' It was a great play. We had an offside on them, Marcus did a nice job with the cadence today, had a free play. We had a bunch of guys make big blocks down the field for him to make that run.

(on during TE Jonnu Smith's touchdown play, if they hope the Seahawks defense doesn't realize Smith is in the backfield)

We do enough things, we shift them, we do a lot of things with him back there. No, (Phillip) Supernaw's been back there, Jonnu (Smith) has been back there, Delanie (Walker) has been back there, so no, it's not a surprise.

(on the penalty that brought back Adoree' Jackson's touchdown) I don't think of it as a foul, but when (David) Fluellen puts his hands up like 'I didn't do it,' whether he did it or didn't do it, that gives the appearance that he did something wrong. I wouldn't do that, I've told him not to do that. Don't do that. It was a good block, a clean block.

(on what Marcus Mariota getting better as the game goes on says about his overall development as a quarterback)

It says a lot about who he is and what kind of player he is. He didn't let that last the whole game. He sticks with what we're trying to do and trusts us with the play calling. He knows we always have a chance, we'll never be out of a game as long as he's our quarterback.

(on if RB Derrick Henry was injured)

Pretty good thigh bruise.

(on ILB Wesley Woodyard's strong performance against the Seattle offense today)

He's a man on a mission. He has made multiple plays, tackles for us for at least three games. It doesn't look like he's slowing down at all. He's been playing extremely well.

(on the blocking during DeMarco Murray's touchdown run)

Yeah (Jalston Fowler) was down there. The first block was outstanding, the first block got him through. Even the second block down the field

(on the blockers staying with the play all the way down the field during DeMarco Murray's touchdown run)

A lot of guys do that, we've seen that a bunch.

SELECT TITANS POSTGAME QUOTES

(on avoiding losing two straight games at home)

It was a win we needed to have against a good football team at home. We don't go in here and go crazy over the home, it's a game we've got to win, that's way every week is. I'm glad we're at home with our fans. I thought it was a great atmosphere for our fans, a great day to see and come and watch.

(on the Titans success against playoff teams)

Well we're capable of it if we play good football in all three areas, and I thought that we did that. Was it pretty early? No, it was a grind, it was a grind for both offenses. You're talking about two good defenses going against two offenses. That's what they're capable of doing if we can put three phases together and play good football.

(on if it was difficult for him to leave the decision about the national anthem to the team)

We made a statement about it, the teams had talked, we're unified as a team. It had nothing to do with disrespect to the anthem or the flag or this country; it did not. It was about making a statement that we were together. We don't appreciate some of the things that came out of Washington, it was more about that. I just want to make it clear—this is a team. Watch them every Sunday how they line up for the national anthem. Don't tell me this team isn't proud of this country and this flag. Just watch them.

QB MARCUS MARIOTA

(on what he attributes the offense's second half success in Week 2 and 3 to)

A lot of credit goes to the coaches, they do a great job of making some adjustments at halftime. Guys (were) motivated to come in and make some plays in the second half and we did. Hopefully we can continue that success, I think that's critical. It's important to be able to have that in the second half and being able to score a lot of points.

(on the importance of staying focused during the consecutive three-and-outs in the first quarter)

Yeah, it was tough. It's a great defense, got to give a lot of credit to Seattle. Our defense did a good job of keeping us in the game and that's all we knew. We had to keep grinding at it, never stray away from our process. I'm happy for the guys, we were able to grind it out and score some points in the second half.

(on if passing more to set up the run was part of the game plan)

I think it just kind of happened. Again, you've got to give a lot of credit to Seattle. They made some plays in the run game. Again, when we're able to do what we do and everybody is on the same page and executing, we're tough to stop.

(on the importance of wide receiver Rishard Matthews's 55-yard touchdown in terms of creating momentum)

Huge, huge. Those guys on the outside continue to make plays. Rishard (Matthews) has done an unbelievable job all year of either converting third downs or making a big play when we need it most. That's the expectation now. He'll continue to get better and that was huge for us today.

(on Seattle cornerback Richard Sherman's late hit on him and if he's disappointed with the outcome of the ruling)

Not at all, it's part of the game. I appreciate the guys coming over, but it's part of it.

(on how unanimous the decision to stay in the locker room during the anthem was and if it shows the unity of the team)

Yeah, it really just came down to – I think guys just wanted to make sure we were united in our decision. I'm proud of the guys for doing that collectively as a group, I think it shows a sense of community. I'm just proud of the guys that were able to make that decision. Happy with the organization, Amy (Adams Strunk) was a part of it as well as Coach (Mike) Mularkey. It was our belief to express our American rights and I'm proud of the guys in the locker room. I thought we did a good job with it.

(on if the decision to remain in the locker room during the anthem was a long conversation or if it was a built up conversation)

It was probably the last day or so. Again, we've got a lot of (veteran) guys that wanted to express their opinions. Again, we were able to do it together as a group. I'm happy we were able to do it as a unified front and that's what it's about. It's just showing that sense of community, really, to the world.

(on the importance of running back DeMarco Murray's pass protection when playing a defense like Seattle's)

Huge. You've got to give a lot of credit to the guys upfront, pass protection was awesome today. We had a lot of time to make some plays on the field. To have a back that understands protections, understands all those things, is very



important. DeMarco (Murray) does a good job of that.

(on how proud he is of the team rising up to beat Seattle)

It's huge, but it's one game. It's good momentum, we've got to turn our focus to Houston. But, that's part of it. This is our process, this is the step that we need to make and I'm glad we were able to do it.

(on if winning is more fun)

Yeah. I just love being a part of the process. I enjoy being around the guys and growing with them. Hopefully we continue this in the right direction.

(on how much he enjoys seeing his team come to his defense like they did after Seattle's late hit on him)

Very humbled. That's all I really strive to be, is the best teammate that I can be. I appreciate the effort of the guys. That means a lot.

(on how good it was to see running back DeMarco Murray rush for a 75-yard touchdown)

It was great. I thought it was an important time of the game, guys upfront did a great job. That's kind of the expectation for DeMarco (Murray). I think he can make those plays and I'm happy he pulled that one off there.

(on what he attributes the Titans' second half success two weeks in a row to)

A lot of credit goes to the coaches. They make some great adjustments at halftime and put us in the best situation. Guys just go out there and execute.

(on how thorough players have been with their blocking on big plays)

I think it really starts in practice. Guys running to the football, trying to extend plays. To sort of see that in the game, it just shows all that hard work during the week pays off. Again, there's so many key blocks on both those big plays. Got to give all the credit to (all of) the entire guys.

(on if tight end Jonnu Smith's touchdown was set up by the jet sweep to wide receiver Taywan Taylor)

Yeah, to have a guy like Taywan (Taylor), it's awesome because you can do a lot of different things. He causes a lot of stress, causes a lot of matchup problems. In that situation, we had shown obviously that we're able to run those jet sweeps with him and I think that's what really opened up Jonnu (Smith) on that touchdown.

(on if the Titans expect to win games now)

For sure and it's just a mentality. You've got to give credit to Coach (Mike) Mularkey and Jon Robinson for building that culture and building that atmosphere. As we continue to get better, that's the expectation and the standard. We'll find ways to improve and always get better.

(on how critical the field goal drive at the end of the first half that gave Tennessee the lead was)

SELECT TITANS POSTGAME QUOTES

I thought it was important. We got back up on top, scored some points, slowed some momentum down. Actually, probably gained a little momentum. To be able to come to the locker room with a lead was huge, and then that answer in the second half on that first drive as well was very important. The guys did a great job of executing.

(on if he feels bad for cornerback Adoree' Jackson who had his punt return touchdown called back due to a penalty)

He'll find one for sure. Those guys just continue to block and he'll hit a crease for sure.

LB WESLEY WOODYARD

(on the Titans' defense stepping up today)

Bend but don't break defense. Our defense made the plays and we kept our team in the game, pretty much the whole game. But we have to get better on those little things. Overall, we got a team victory, and that's what it's all about.

(on the Titans victory today over the Seahawks)

Any time you can go up against a Seattle team and get a victory, like (LB) Derrick Morgan said, 'You've got to earn 'em all.' They are a great team and they've been to the playoffs multiple years, and been a powerhouse in the NFC South. So it is a pretty good victory for us, but we have to come back next week and get better.

(on the team not coming out of the locker room, for the playing of the national anthem today)

It just shows that we have a bunch of guys on our team that believe in everybody, and that it's a real band of brothers. We stand for each other, and we support each other's causes.

LB BRIAN ORAKPO

(on the Titans having a later 3 PM start time today against Seattle)

It's kind of weird. I had my car ready at nine, thinking a normal 12 o'clock (noon kickoff) schedule, as we're leaving the hotel, forgot it was a 3 o'clock game. So it lets you know we're not used to it. But it was pretty fun. Pretty entertaining.

(on how he feels about the Titans win today)

Very very proud. We knew that they had been criticized as far as scoring touchdowns and things of that nature. And we did a great job at the beginning. And then you could see Russell (Wilson) get into a groove, moving around trying to make things happen. And that's what he does. He's a helluva quarterback, and they've been to the Super Bowl (two) times because of that. And we did a good job of containing him and finishing at the end. It is a great win for us. It really is a measuring stick for us moving forward, playing a team like that with a great defense, and a great QB. They have everything you could ask for, but I was proud of our defense and we kept giving the ball back to our offense. Every possession mattered.

(on the decision to not come out of the locker room for the national anthem)

It was phenomenal. It was all about unity. Whether you stand, kneel, or whatever the case may be. It's all about unity and bringing everybody together. I thought that was huge that our coaches, our owner, on both sides had our back, the players' back, because we got together before the game with the Seahawks, and that's exactly what we wanted to do. It was remarkable that everybody was



able to go through with it, and be one.

TE DELANIE WALKER

(on approach to playing Seattle)

This was a challenge to our team. We answered, we came in and said, 'All we got to do is play physical football. Don't talk back and just play football' and that is what we did.

(on rebounding from slow offensive start)

You know the last few weeks that is what has been happening. We come in at halftime and made adjustments. We come out there started getting things going, moving the ball. That's all we can ask for. Our defense did a great job of stopping them until the second half. We came out there and put points on them. So you can't ask for anything better than that.

(on play on sideline involving Marcus Mariota)

You know, Marcus is one of our leaders. We look up to him, he runs this offense. When we see something like that happen to our quarterback of course you are going to see a melee like you seen. The O-linemen and everybody is going to protect him. We don't like to see stuff like that. I am sure he wasn't trying to be dirty, but it happened. We don't need that type of stuff.

(on decision to stay in locker room for national anthem)

Well, you know we had a group text message with the Seattle Seahawks and you know we sat down and talked about it amongst the team. The head coaches got involved and we came up with the solution that would be perfect for everybody, and that was staying in the locker room.

(on comments made by President Donald Trump)

Well 45 is gonna say what he want to say. That's his point, he can tweet whatever he wants to tweet. We are here to play football. For a long time, we have been united, playing with one another, all races. That is all we are trying to show, that we are united and you can't separate us. This is what the league is all about.

WR RISHARD MATTHEWS

(on what he saw on his long touchdown play)

It was just a screen play. We had been running it all week. I saw the guy jump off sides, so in my mind I was just like, man let me make the catch and get as many yards as I can out of it. First I was trying to make it to the end zone but I realized I wasn't going to make it there and I was getting kind of gassed, so I thought everybody would be hitting me, so I stopped and then (Phillip) Supernaw came and cleared everybody up. So kudos to (Phillip) Supernaw and Eric (Decker) helped me stay up and then I was just trying to get into the end zone.

(on how important it was not to let Seattle get in their heads and if it was discussed)

Yeah, definitely, we know what type of players they are. You know they are great competitors and that's what competitors do. They talk and try to play their game. Like I said, we got some great players in this locker room and when we are on point, it is hard to stop us.

(on if the decision concerning the national anthem was talked about a lot before the game)

I wouldn't say it was talked about a lot. It was just a decision that needed to be made and I am glad the coaches and everybody came to that decision.



GAME PREVIEW

TEAM NOTES

PLAYER NOTES

MEDIA

STATISTICS

ROSTERS

EXECUTIVE VICE PRESIDENT/GENERAL MANAGER JON ROBINSON

Jon Robinson was hired as Titans general manager on Jan. 14, 2016 after spending two years as director of player personnel for the Tampa Bay Buccaneers. Nearly one year later, on Jan. 5, 2017, he was promoted to executive vice president/general manager.



"Jon has done great work since his arrival to our organization and this is a way to recognize that fact," controlling owner **Amy Adams Strunk** said upon promoting Robinson. "His leadership and football acumen helped change our culture and improve our team. He and Mike (Mularkey) deserve a great deal of credit for our turnaround this year and I am hopeful that will continue this coming year and into the future. This is an acknowledgement of his work and it puts him on equal footing with others in the league who direct football operations."

"This organization means the world to me and I am working on a daily basis to make it better," said Robinson. "I don't stand alone in this task of improving our team – from ownership, Mike and the coaches, the players who have bought in to our program, scouts and staff. We all have worked together to create a family and hopefully a culture of long-term success."

Early in the 2017 offseason, Robinson used free agency to address needs on defense and special teams. Most notably, he spearheaded deals for cornerback **Logan Ryan** (New England), safety **Johnathan Cyprien** (Jacksonville), nose tackle **Sylvester Williams** (Denver) and returner **Eric Weems** (Atlanta). In June, he led the charge to sign veteran wide receiver **Eric Decker** (New York Jets).

In the 2017 NFL Draft, Robinson spent first-round picks on wide receiver **Corey Davis** (fifth overall) and cornerback **Adoree' Jackson** (18th overall). It marked the first time the franchise had a pair of first-round draft selections since 1987. Davis and Jackson were the initial two players of a nine-player draft haul that also featured wide receiver **Taywan Taylor** and tight end **Jonnu Smith** in the third round.

In his first season as an NFL general manager, Robinson's leadership and decision-making helped the Titans triple their win total from the previous season, finishing 9-7 after a 3-13 finish in 2015. The six-win improvement tied for the most in franchise history (1967 and 1974) and doubled the previous club benchmark for the most wins in the first year under a new general manager (three by **Bum Phillips** in 1975).

Within his first four months on the job, Robinson made several key personnel decisions. On March 9, Robinson made his first major acquisition, swapping fourth-round draft picks with the Philadelphia Eagles in exchange for running back **DeMarco Murray**. The trade provided major dividends in 2016, as Murray led the AFC and ranked third in the NFL with 1,287 rushing yards. Murray also ranked fourth in the NFL in scrimmage yards (1,664) and first downs (84) and finished tied for seventh in total touchdowns (12).

Around the same time, Robinson began to work the free agent market. Center **Ben Jones** and wide receiver **Rishard Matthews** highlighted the haul, and both were instrumental in helping to transform the Titans offense into the 11th-ranked unit in the NFL. Jones started all 16 games and keyed a rushing attack that ranked third in the league, while Matthews set career highs with 65 receptions (tied for the team lead), a team-high 945 receiving yards and a team-high nine touchdown receptions. The latter number tied for sixth in the NFL and tied for ninth in franchise history.

On April 14, 2016, two weeks before the NFL Draft, Robinson and the Titans dealt the first overall pick to the Los Angeles Rams in one of the biggest trades in recent NFL history. The Titans gave up the No. 1 pick and a fourth-rounder in order to receive the 15th overall pick, two second-rounders and a third-rounder in 2016, plus the Rams' first and third-round picks in 2017. From 1990–2015, there were seven trades involving the No. 1 overall pick, but this was the first since 2004, when the San Diego Chargers selected **Eli Manning** with the first pick and dealt his rights to the New York Giants.

The Titans had their hands at one point or another on 17 selections in the 2016 draft due to five different trades (including one trade in 2015), and in the end, they ended up with a class of 10 players, including four of the top 45 picks. Robinson swung a draft-day trade with the Cleveland Browns to move back up to the eighth slot to choose Michigan State tackle **Jack Conklin**.

All 10 members of Robinson's first draft class played in at least one game. They accumulated a total of 110 games played and 38 starts, including 16 starts at right tackle by Conklin. The eighth-overall pick capped his successful rookie campaign by being named first-team All-Pro by Associated Press. Other rookies in 2016 who made significant contributions included second-round running back **Derrick Henry**, third-round safety **Kevin**

TITANS PERSONNEL/SCOUTING STAFF

Jon Robinson	Executive Vice President/General Manager
Vin Marino	Vice President of Football Administration
Carly Mygrants	Executive Assistant to EVP & General Manager/Football Administration
Ryan Cowden	Director of Player Personnel
Brian Gardner	Director of Pro Scouting
Jon Salge	Director of College Scouting
Phil Neri	National Scout
Brandon Taylor	National Scout
Steve Hutchinson	Pro Scout
Kevin Turks	Pro Scout
Mike Boni	College Scout
Patrick Callaway	College Scout
Tom Roth	College Scout
Wes Slay	College Scout
Dale Thompson	College Scout
T.J. Earley	Scouting Coordinator
Casey Callahan	Scouting Assistant
Tosin Kazeem	Scouting Assistant

Byard and fifth-round wide receiver **Tajae Sharpe**.

Robinson arrived in Tennessee with a wide range of experience from working his way up on the personnel side of the NFL. From 2014–2015, he served as director of player personnel for the Buccaneers and oversaw both college and pro departments as the team rebuilt its roster. The 2015 Buccaneers draft class made a significant impact, including four rookie starters: quarterback **Jameis Winston**, tackle **Donovan Smith**, guard **Ali Marpet** and linebacker **Kwon Alexander**.

"Our goal here is to win, bottom line," Robinson said after accepting the new job. "That is a measuring stick that all franchises are measured by. Mike (Mularkey) and I have an aligned vision of what we want this team to look like. We want tough players, we want coachable players, we want smart players and most importantly we want players with a team-first attitude. My role here is to insure we find those players. I will coach the personnel staff on the type of players that we want and identify the guys that are true fit of what we are looking for in a Titan."

Prior to joining Tampa Bay, Robinson spent 12 years with the New England Patriots, including his last five years (2009-13) as the director of college scouting. In the five years heading up their college scouting, the Patriots added a number of key components to their roster that won the Super Bowl in 2014, including wide receiver **Julian Edelman**, defensive back **Devin McCourty**, tight end **Rob Gronkowski**, tackle **Nate Solder** and defensive end **Chandler Jones**. He joined the Patriots as an area scout in 2002, a role he served for four seasons. Robinson then spent two years (2006-07) as a regional scout, before being promoted to assistant director



of college scouting in 2008 and then director of college scouting in 2009. In his time scouting for the Patriots the team won 10 division titles, four conference titles and two Super Bowls (2003, 2004).

"I was really most specificall on the college side as the college director (in New England). So my duties there were to organize all of the scouting of the college players in preparation for the draft and rookie free agency. When I got to Tampa, I was really exposed to everything as it relates to the day-to-day operations of running the football team, to the Monday meetings with the trainer and (general manager) Jason (Licht), working through the emergency list, the practice squad list, preparing for free agency, along with overseeing the college draft. It really opened my eyes to everything that goes on on a day-to-day basis, on a weekly basis, on a monthly basis that an NFL team has to prep for."

Robinson played three years at Southeast Missouri State as a defensive lineman after starting his college career at the Air Force Academy. Following his college career as a player, he spent one season (1998) coaching at his alma mater and three years (1999-2001) coaching at Nicholls State.

A native of Union City, Tenn., Robinson and his wife, Jaimie, have two daughters, Taylor and Bailey.

Jon Robinson's Background:

- 2017:** Tennessee Titans - Executive Vice President/General Manager
- 2016:** Tennessee Titans - General Manager
- 2014-15:** Tampa Bay Buccaneers - Director of Player Personnel
- 2009-13:** New England Patriots - Director of College Scouting
- 2006-07:** New England Patriots - Regional Scout
- 2002-05:** New England Patriots - Area Scout
- 1999-01:** Nicholls State - Assistant Coach
- 1998:** Southeast Missouri State - Assistant Coach

NEW GENERAL MANAGERS

Jon Robinson was the 13th general manager hired in franchise history. In his first season, he helped lead the Titans to a 9-7 record after inheriting a 3-13 squad from 2015. No new general manager for the club had ever before seen a win increase of more than three games in his first season.

Robinson's nine wins were one shy of the previous record for a first year general manager, a mark shared by **Mike Reinfeldt** (10-6 in 2007) and **Don Suman** (10-3-1 in 1961).

History of Titans/Oilers new general managers and improvement in first season:

New GM	1st Season	W-L in 1st Season	Team W-L Prev. Season	Win Improvement
Jon Robinson	2016	9-7	3-13	6
Ruston Webster	2012	6-10	9-7	-3
Mike Reinfeldt	2007	10-6	8-8	2
Floyd Reese	1994	2-14	12-4	-10
Mike Holovak	1989	9-7	10-6	-1
Ladd Herzeg	1981	7-9	11-5	-4
Bum Phillips	1975	10-4	7-7	3
Sid Gillman	1973	1-13	1-13	0
John Breen	1971	4-9-1	3-10-1	1
Don Klosterman	1966	3-11	4-10	-1
Carroll Martin	1964	4-10	6-8	-2
Frank "Pop" Ivy	1963	6-8	11-3	-5
Don Suman	1961	10-3-1	10-4	0

Among the four new NFL general managers hired in 2016, Robinson led the group by leading the Titans to six more wins than the previous season.

New NFL general managers in 2016:

New GM	Team	2016 W-L	Team's 2015 W-L	Win Improvement
Jon Robinson	Tennessee Titans	9-7	3-13	6
Chris Grier	Miami Dolphins	10-6	6-10	4
Bob Quinn	Detroit Lions	9-7	7-9	2
Paul DePodesta*	Cleveland Browns	1-15	3-13	-2

* Title is Chief Strategy Officer

2017 VETERAN ROSTER ADDITIONS

53 DAREN BATES – LINEBACKER

Previous Team: Oakland Raiders
5-11 • 225 • Auburn • 5th NFL Season

Daren Bates was signed by the Titans in the opening days of free agency. He spent 2016 with the Oakland Raiders following three seasons with the St. Louis Rams.

A linebacker with significant special teams experience, Bates totaled 31 special teams stops in 60 career NFL games prior to his arrival in Tennessee. He played in 16 games for the Raiders last season and registered seven special teams tackles and three stops on defense.

Following a career at Auburn University, where he led the Tigers with 104 tackles as a junior, Bates entered the NFL as an undrafted free agent with the St. Louis Rams. He is a native of Olive Branch, Miss.

37 JOHNATHAN CYPRIEN – SAFETY

Previous Team: Jacksonville Jaguars
6-0 • 223 • Florida International • 5th NFL Season

Johnathan Cyprien was signed by the Titans following four seasons and 60 games (all starts) with the Jacksonville Jaguars (2013–2016).

During his time in Jacksonville, Cyprien totaled 442 tackles. In three of his four years there, he finished as one of the team's top two tacklers, including 2014, when he led the team with 111 tackles. His career totals also included two sacks, two interceptions, four forced fumbles, two fumble recoveries and 15 passes defended.

In 2016, Cyprien was a part of the NFL's sixth-ranked overall defense (fifth in passing defense). He started all 16 games for the first time in his career and posted a career-high 126 tackles, which ranked second on the team.

A native of North Miami Beach, Fla., Cyprien was selected by the Jaguars in the second round of the 2013 NFL Draft following his career at Florida International University. He was a four-year starter for the Golden Panthers and set school records for career tackles (365) and forced fumbles (6).

87 ERIC DECKER – WIDE RECEIVER

Previous Team: New York Jets
6-3 • 214 • Minnesota • 8th NFL Season

Eric Decker was signed by the Titans as a free agent late in the 2017 offseason. He spent the previous three seasons with the New York Jets after beginning his career with four campaigns as a member of the Denver Broncos.

Prior to joining the Titans, Decker registered three 1,000-yard receiving seasons and three double-digit touchdown campaigns, appearing in 95 games (75 starts) with 385 receptions for 5,253 yards and 52 touchdowns.

From 2012–2016, Decker tied for fifth in the NFL with 43 receiving touchdowns. From 2012–2015, only Decker, Calvin Johnson and Demaryius Thomas produced at least 70 receptions, 900 receiving yards and five touchdowns in every season.

The Cold Spring, Minn., native was originally selected by the Denver Broncos in the third round (87th overall) of the 2010 NFL Draft following his time at the University of Minnesota, where he was a two-sport athlete in



2017 VETERAN ROSTER ADDITIONS

football and baseball. On the gridiron, he totaled 227 receptions for 3,119 yards (13.7 avg.) with 24 touchdowns.

95 DAVID KING – DEFENSIVE END

Previous Team: Kansas City Chiefs
6-4 • 281 • Oklahoma • 2nd NFL Season

David King was acquired by the Titans at the end of the 2017 preseason in a trade with the Kansas City Chiefs.

King originally entered the NFL as a seventh-round pick (239th overall) by the Philadelphia Eagles in the 2013 NFL Draft. He then spent time with the Cincinnati Bengals (2013–2014) and Seattle Seahawks (2014–2015) before landing with the Chiefs in 2015. His totals during that span included four tackles, one tackle for loss, 1.5 sacks and two passes defended in 10 games.

King was with the Chiefs for nearly the entire 2016 campaign. He spent 11 total games on the practice squad and four games on the 53-man roster. He played in two games.

A native of Houston, Texas, King played four seasons at the University of Oklahoma, where he saw action in 43 games (21 starts) and accumulated 75 tackles and 5.5 sacks. As a senior, he was named second-team All-Big 12 by the league's coaches.

26 LOGAN RYAN – CORNERBACK

Previous Team: New England
5-11 • 195 • Rutgers • 5th NFL Season

Logan Ryan was signed by the Titans early in the 2017 unrestricted free agency signing period. He spent his first four NFL seasons with the New England Patriots.

During his time in New England, Ryan was a contributor to two Super Bowl titles. While with the Patriots he played in 64 games, including 40 starts, and totaled 13 interceptions, 41 passes defended, 251 tackles, two sacks and three forced fumbles. His 13 interceptions from 2013–2016 ranked seventh among NFL corners.

In 2016, Ryan led the Patriots in tackles (92), also adding two interceptions, 11 passes defended and one sack as part of a defense that was ranked first in points allowed and eighth in yards allowed.

A native of Voorhees, N.J., Ryan was a third-round pick by the Patriots in the 2013 NFL Draft following a four-year career at Rutgers. As a cornerback for the Scarlet Knights, he started 27 games and earned All-Big East honors as a junior and senior.

41 BRYNDEN TRAWICK – SAFETY

Previous Team: Oakland Raiders
6-2 • 225 • Troy • 5th NFL Season

Brynden Trawick was signed by the Titans in the opening days of free agency. He is entering his fifth NFL season following three seasons with the Baltimore Ravens (2013–2015) and one campaign with the Oakland Raiders (2016).

Trawick arrived in Tennessee with 53 games of NFL experience, primarily as a special teams standout. In addition to his 35 career special teams tackles, his totals for his first four seasons included 19 stops and one interception as a safety.

He led Oakland with 14 special teams tackles (14) in 2016, one year after leading Baltimore with nine special teams stops (2015).

Trawick entered the NFL as a rookie free agent with the Ravens in 2013. He played the final two years of his college career at Troy, where he earned All-Sun Belt honors as a senior safety.

93 ERIK WALDEN – OUTSIDE LINEBACKER

Previous Team: Indianapolis Colts
6-2 • 250 • Middle Tennessee State • 10th NFL Season

Eric Walden was signed by the Titans on the eve of training camp to give the Titans leadership, experience and depth at outside linebacker.

He spent the nine previous seasons with four NFL franchises, including the last four seasons with the Indianapolis Colts. In 129 career games prior to his arrival in Tennessee, he recorded 86 starts and totaled 32 career sacks, seven forced fumbles and 45 tackles for loss.

In 2016 with the Colts, he posted a career-high 11.0 sacks, which ranked eighth in the NFL and tied for the ninth most in a season in Colts



history. He added 46 tackles, three forced fumbles and nine tackles for loss.

Walden was drafted in the sixth round of the 2008 NFL Draft by the Dallas Cowboys. He went on to play for the Kansas City Chiefs (2008), Miami Dolphins (2008-10) and Green Bay Packers (2010-12) before going to the Colts.

A native of Dublin, Ga., Walden was a two-time All-Sun Belt selection as a defensive end at Middle Tennessee State and finished his career with 22.5 sacks to become the school's all-time leader.

14 ERIC WEEMS – WIDE RECEIVER/RETURNER

Previous Team: Atlanta Falcons
5-9 • 195 • Bethune-Cookman • 10th NFL Season

Eric Weems was signed as an unrestricted free agent in the 2016 off-season. The wide receiver/kick returner has been in the NFL since 2007, when he entered the NFL as a rookie free agent with the Atlanta Falcons.

Prior to joining the Titans, Weems spent two multi-year stints with the Falcons (2007–2011 and 2014–2016) in addition to two seasons with the Chicago Bears (2012–2013). His career totals with the Falcons and Bears included 121 punt returns for a 10.8-yard average, which ranks fifth among active players; 165 kickoff returns for a 24.3-yard average; and 38 receptions for 353 yards. He added 102 career special teams tackles, leading his teams in the category four times.

In 2016, Weems appeared in all 16 games for the NFC Champion Falcons. He averaged 11.4 yards on 24 punt returns and 23.0 yards on 17 kickoff returns, and he led the Falcons with 15 special teams tackles.

Weems earned a Pro Bowl selection in 2010, when he established career highs in punt return average (12.8) and kickoff return average (27.5).

A native of Ormond Beach, Fla., Weems attended Bethune-Cookman University.

96 SYLVESTER WILLIAMS – NOSE TACKLE

Previous Team: Denver Broncos
6-2 • 313 • North Carolina • 5th NFL Season

Sylvester Williams was signed by the Titans early in the 2017 unrestricted free agency signing period. He spent his first four NFL seasons with the Denver Broncos.

Williams was a first-round selection (28th overall) by the Broncos in the 2013 NFL Draft. During his four years in Denver, he played in 60 games, including 48 starts, and totaled 93 tackles, 5.5 sacks and 17 tackles for loss.

He was a starter in a defense that finished in the NFL's top four overall rankings (yards allowed) in each season from 2014–2016, including the top ranked defense in 2015. The 2014 Broncos defense ranked second in the NFL against the run, as they set a franchise record for fewest rushing yards allowed in a season.

Williams also brings extensive playoff experience, playing seven post-season contests during his four-year career, including a Super Bowl victory (50) and a Super Bowl defeat (XLVII).

A native of Jefferson City, Mo., Williams played the final two years of his college career at the University of North Carolina, starting every game. He earned All-America honors as a senior and led all ACC defensive tackles in sacks with six. He started his college career at Coffeyville Community College.

TRADES BY JON ROBINSON

Since being hired as Titans general manager in January 2016, **Jon Robinson** has engineered the following trades:

2017 TRADES

Trade Date/Teams	Compensation	Overall	Player Selected	Note
1. April 28, 2017 (Draft Day Trade)				
Tennessee Receives:	Draft Choice: Round 3, 2017	#72	WR Taywan Taylor	Pick originally from Carolina
	Draft Choice: Round 6, 2017	#200	T Adam Bisnowaty	Pick traded to N.Y. Giants; originally from Indianapolis
New England Receives:	Draft Choice: Round 3, 2017	#83	DE Derek Rivers	
	Draft Choice: Round 4, 2017	#124	LB Jalen Reeves-Maybin	Pick traded to Detroit
2. April 29, 2017 (Draft Day Trade)				
Tennessee Receives:	Draft Choice: Round 5, 2017	#155	LB Jayon Brown	
Philadelphia Receives:	Draft Choice: Round 5, 2017	#164	G Isaac Asiata	Pick traded to Miami
	Draft Choice: Round 6, 2017	#214	DT Elijah Qualls	Pick originally from Atlanta
3. April 29, 2017 (Draft Day Trade)				
Tennessee Receives:	Draft Choice: Round 6, 2017	#207	DB Brandon Wilson	Pick traded to Cincinnati
	Draft Choice: Round 7, 2017	#241	RB Khalfani Muhammad	
N.Y. Giants Receive:	Draft Choice: Round 6, 2017	#200	T Adam Bisnowaty	Pick originally from Indianapolis through New England
4. April 29, 2017 (Draft Day Trade)				
Tennessee Receives:	Draft Choice: Round 6, 2017	#217	OL Corey Levin	Compensatory pick
	Draft Choice: Round 7, 2017	#227	OLB Josh Carraway	
Cincinnati Receives:	Draft Choice: Round 6, 2017	#207	DB Brandon Wilson	Pick originally from N.Y. Giants
5. Sept. 1, 2017				
Tennessee Receives:	Player: DE David King			
Kansas City Receives:	Draft Choice: Round 7, 2018			Conditional Draft Choice

2016 TRADES

Trade Date/Teams	Compensation	Overall	Player Selected	Note
1. March 9, 2016 — The DeMarco Murray Trade				
Tennessee Receives:	Player: RB DeMarco Murray			
	Draft Choice: Round 4, 2016	#113	LB Nick Kwiatkoski	Pick traded from Tennessee to Los Angeles to Chicago
Philadelphia Receives:	Draft Choice: Round 4, 2016	#100	QB Connor Cook	Pick traded from Philadelphia to Cleveland to Oakland
2. April 14, 2016 — Titans Trade First Overall Pick				
Tennessee Receives:	Draft Choice: Round 1, 2016	#15	WR Corey Coleman	Pick traded from Tennessee to Cleveland
	Draft Choice: Round 2, 2016	#43	DL Austin Johnson	Pick originally from Philadelphia
	Draft Choice: Round 2, 2016	#45	RB Derrick Henry	
	Draft Choice: Round 3, 2016	#76	T Shon Coleman	Pick traded from Tennessee to Cleveland
	Draft Choice: Round 1, 2017	#5		
	Draft Choice: Round 3, 2017	#100		
Los Angeles Receives:	Draft Choice: Round 1, 2016	#1	QB Jared Goff	
	Draft Choice: Round 4, 2016	#113	LB Nick Kwiatkoski	Pick originally from Philadelphia; traded from Los Angeles to Chicago
	Draft Choice: Round 6, 2016	#177	TE Temarrick Hemingway	
3. April 28, 2016 (Draft Day Trade) — The Move Up to Get Conklin				
Tennessee Receives:	Draft Choice: Round 1, 2016	#8	T Jack Conklin	Pick originally from Miami through Philadelphia
	Draft Choice: Round 6, 2016	#176	RB Andy Janovich	Pick traded from Tennessee to Denver
Cleveland Receives:	Draft Choice: Round 1, 2016	#15	WR Corey Coleman	Pick originally from Los Angeles
	Draft Choice: Round 3, 2016	#76	T Shon Coleman	Pick originally from Los Angeles
	Draft Choice: Round 2, 2017	#52		
4. April 30, 2016 (Draft Day Trade) — Titans Get Pair of Corners on Day 3				
Tennessee Receives:	Draft Choice: Round 5, 2016	#157	CB LeShaun Sims	Pick originally from N.Y. Jets
	Draft Choice: Round 7, 2016	#253	CB Kalan Reed	
Denver Receives:	Draft Choice: Round 6, 2016	#176	RB Andy Janovich	Pick originally from Cleveland
	Draft Choice: Round 6, 2017	#203		
5. Aug. 16, 2016 — Green-Beckham for Kelly				
Tennessee Receives:	Player: G/T Dennis Kelly			
Philadelphia Receives:	Player: WR Dorial Green-Beckham			

GAME PREVIEW

TEAM NOTES

PLAYER NOTES

MEDIA

STATISTICS

ROSTERS

2017 TITANS DRAFT REVIEW

WR COREY DAVIS | 6-3, 209, Western Michigan
1st round, 5th overall

College: In four seasons at Western Michigan, Davis played and started 50 games. He registered 332 career receptions for 5,285 yards and 52 touchdowns, setting the Mid-American Conference record in each category and becoming the only player in FBS history with 300 catches, 5,000 yards and 50 touchdowns. His 5,285 career receiving yards were the most in FBS history, and he ended his career ranked second all-time in FBS history with 52 career receiving touchdowns (60 by Jarett Dillard). Davis' 332 career receptions ranked fourth all-time in FBS annals.



CB ADOREE' JACKSON | 5-10, 186, Southern California
1st round, 18th overall

College: In three seasons at Southern California, Jackson started in 37 games. He posted 139 tackles, 29 passes defensed, six interceptions including one for a touchdown, six stops for loss, three fumble recoveries and two forced fumbles on defense and notched 39 receptions for 628 yards with six touchdowns and 15 carries for 92 yards on offense. Jackson tied the NCAA records for most career touchdowns on kick returns (8) and all runbacks (9). He owns the USC career records for kickoff return yardage (2,141 yards) and kickoff returns (79) and his 27.1 career kick return average is second in USC annals. Jackson ranks fifth on USC's all-time punt return list (578 yards) and his four career punt return touchdowns is tied for the school record.

WR TAYWAN TAYLOR | 5-11, 203, Western Kentucky
3rd round, 72nd overall

College: In four seasons at Western Kentucky, Taylor appeared in 52 games with 33 starts. He established Hilltopper career records with 253 receptions, 4,234 receiving yards and 41 receiving touchdowns, and he also set the single-season records with 98 receptions, 1,730 yards and 17 touchdowns, the latter of which he hit in both his junior and senior seasons. He was a two-time semifinalist for the Fred Biletnikoff Award, given to the nation's top wide receiver.



The 2017 Titans draft class (L to R): (front row) Taywan Taylor, Adoree' Jackson, Corey Davis, Khalfani Muhammad; (back row) Corey Levin, Josh Carraway, Jayon Brown, Jonnu Smith, Brad Seaton

2017 TITANS DRAFT PICKS

Rd.	Pick	Player	Pos.	College
1a	5	Corey Davis	WR	Western Michigan
1b	18	Adoree' Jackson	CB	Southern California
3a	72	Taywan Taylor	WR	Western Kentucky
3b	100	Jonnu Smith	TE	Florida International
5	155	Jayon Brown	LB	UCLA
6	217	Corey Levin	G/C	Chattanooga
7a	227	Josh Carraway	OLB	TCU
7b	236	Brad Seaton	T	Villanova
7c	241	Khalfani Muhammad	RB	California

TE JONNU SMITH | 6-3, 248, Florida International
3rd round, 100th overall

College: In four seasons at Florida International, Smith appeared in 43 career games and tallied 178 receptions for 2,001 yards with 18 touchdowns. Smith finished his career as Florida International's all-time leader for tight ends in receptions and receiving yards. He ended his career ranking fourth on the school's career receptions list and fifth on the program's receiving yardage list. His 18 career receiving touchdowns rank third in school annals.

LB JAYON BROWN | 6-0, 226, UCLA
5th round, 155th overall

College: In four seasons at UCLA, Brown appeared in 49 games with 21 starts and totaled 220 tackles, three sacks, nine tackles for loss, three interceptions, 15 passes defensed, one forced fumble and four fumble recoveries. He started 21 games over his final two seasons and totaled nine games with double-digit tackles.

G/C COREY LEVIN | 6-4, 307, Chattanooga
6th round, 217th overall

College: In four seasons at Chattanooga, Levin appeared in 52 career games with 51 starts, 45 of which were consecutive. A three-year starter on the offensive line, Levin proved his versatility making starts at left guard and at both left and right tackle. Three of Chattanooga's top five rushing totals in school history came with Levin starting on the offensive line, and he is one of only five three-time All-Americans in school history.

OLB JOSH CARRAWAY | 6-3, 242, TCU
7th round, 227th overall

College: During a four-year career at Texas Christian, Carraway played in 43 games and amassed 133 tackles, 19 sacks, 27.5 stops for loss, four fumble recoveries, three forced fumbles, an interception and two passes defensed. He was a two-time All-Big 12 first-team honoree and a 2016 Academic All-Big 12 recipient.

T BRAD SEATON | 6-8, 311, Villanova
7th round, 236th overall

Released by the Titans on Sept. 2, 2017

College: In four seasons at Villanova, Seaton appeared in 33 games and made 30 starts at left tackle. He was named second-team All-Colonial Athletic Association as a senior.

RB KHALFANI MUHAMMAD | 5-7, 174, California
7th round, 241st overall

Currently on the Titans practice squad

College: Muhammad played in 45 games with 13 starts during his four seasons at California and ranks second on the school's all-time list in kick returns (87) and kick return yards (1931) while his 4,575 career all-purpose yards are third (one more than fourth-place Marshawn Lynch's 4,574 yards). He also rushed for 2,073 career yards on 359 carries while racking up 14 total touchdowns.

HEAD COACH MIKE MULARKEY

[Click For Complete Online Bio](#)

Mike Mularkey was named head coach of the Titans on Jan. 16, 2016. He served as the interim head coach for the final nine games of the 2015 season.

In his first full season as head coach, Mularkey helped the team to a 9-7 record, tripling the club's win total from the previous season. The six-win improvement tied for the most in franchise history (1967 and 1974), and Mularkey tied Sid Gillman (1974) for the highest win increase in franchise history among those in their first full season as head coach. Mularkey became the seventh Titans/Oilers head coach to reach nine wins in his first season.

The 2016 Titans defeated six teams with winning records in 2016—Detroit, Miami, Green Bay, Denver, Kansas City and Houston—to tie for the most such victories in the NFL, along with the Dallas Cowboys. Five of those wins were against playoff teams (all but Denver), which tied the Packers' total for the most in the league.

Under Mularkey's watch, five Titans players were voted to the Pro Bowl in 2016: tight end Delanie Walker, left tackle Taylor Lewan, running back DeMarco Murray, defensive tackle Jurrell Casey and outside linebacker Brian Orakpo. It was the team's most Pro Bowl selections since 2008.

Mularkey's offense in 2016 showed considerable improvement. Among many statistical increases, the Titans improved from the 30th-ranked overall offense in 2015 to 11th in 2016. They were third in the NFL in rushing in Mularkey's first full season at the helm, averaging 136.7 yards on the ground per game, and they also ranked third on third down (46.1 percent) in 2016. They were the NFL's most efficient team in the red zone (72.0 touchdown percent) and finished seventh in the league in sacks allowed (28).

Including 2017, Mularkey has 23 years of NFL coaching experience, with five seasons as a head coach and eight as an offensive coordinator, with prior coaching stops in Jacksonville, Atlanta, Miami, Buffalo, Pittsburgh and Tampa Bay. In five of the eight seasons he was a coordinator Mularkey's team went to the playoffs. He joined the Titans in 2014 as tight ends coach and was elevated to assistant head coach prior to the start of the 2015 season.

As a former NFL tight end, Mularkey played a total of 114 games in nine seasons with the Minnesota Vikings and Pittsburgh Steelers. His experience as a player has molded his style as a position coach. Including his rookie preseason with the 49ers, Mularkey spent his career playing for three of the NFL's legendary coaches in Bill Walsh, Bud Grant and Chuck Noll. As an assistant coach Mularkey has served on the staffs of Sam Wyche, Bill Cowher, Nick Saban, Cam Cameron, Mike Smith and Ken Whisenhunt.

Mularkey joined the Titans after one season (2012) with the Jacksonville Jaguars as the franchise's fourth head coach, and four seasons (2008-11) with the Atlanta Falcons as offensive coordinator. Over the four-year time span with the Falcons, the team advanced to the postseason three times, ranked ninth in the NFL in total yards (354.8 per game), seventh in points (24.5), eighth in rushing yards (125.7), third in fewest turnovers (84), fourth in fewest sacks allowed (93), and sixth in third down conversions (44.2).



In three of the four years with the Falcons, Mularkey's offense produced a 3,000-yard passer, a 1,000-yard receiver and a 1,000-yard rusher in the same season. His guidance saw the rise of quarterback Matt Ryan, wide receiver Roddy White, running back Michael Turner; and the continued growth of tight end Tony Gonzalez, who totaled 233 receptions and 19 touchdowns in their three years together. In 2010, Sporting News named Mularkey "Coordinator of the Year."

Prior to his time with the Falcons, Mularkey spent two seasons (2006-07) with the Miami Dolphins as the offensive coordinator in 2006, and tight ends coach in 2007. He joined the Dolphins after serving as head coach for the Buffalo Bills for two seasons (2004-05). In his first season with the team, the Bills finished 9-7, marking their only winning season over the last decade.

Eight seasons (1996-2003) with the Pittsburgh Steelers preceded Mularkey's time with the Bills. Mularkey served as the tight ends coach in his first five seasons. He molded Mark Bruener into an outstanding run-blocking tight end, while Jerome Bettis eclipsed the 1,000-yard rushing mark for five straight years. His final three seasons were spent as offensive coordinator, during which time he directed two top-five offenses (3rd, 2001 and 5th, 2002) and earned Assistant Coach of the Year in 2001 from the Pro Football Writers of America.

Mularkey entered the coaching ranks in 1993, overseeing the offensive line at Concordia College. He transitioned into the NFL in 1994, where he began as a quality control coach for the Tampa Bay Buccaneers before being promoted to tight ends coach the following season (1995).

Selected in the ninth round by the San Francisco 49ers in 1983, Mularkey was waived following his first training camp. He was signed by the Vikings, where he played for six seasons, before finishing his career with three years at Pittsburgh. He totaled 102 receptions and 1,222 career yards.

A graduate of Northeast High School in Ft. Lauderdale, Fla., Mularkey played quarterback and earned a scholarship to the University of Florida. He was a three-year letterman at tight end for the Gators from 1979-82. He and his wife, Betsy, have two sons -- Patrick and Shane.

TENNESSEE TITANS 2017 COACHING STAFF

Mike Mularkey	Head Coach
Dick LeBeau	Asst. Head Coach/ Defensive Coordinator
Terry Robiskie	Offensive Coordinator
Craig Auckerman	Asst. Special Teams
Brandon Blaney	Defensive Asst.
Sylvester Croom	Running Backs
Nick Eason	Defensive Line
Russ Grimm	Offensive Line
Steve Hoffman	Special Teams
Frisman Jackson	Wide Receivers
Steve Jackson	Asst. Secondary
Tom Kanavy	Asst. Strength & Conditioning
Jason Michael	Quarterbacks
Taylor Porter	Strength & Conditioning Asst.
Arthur Smith	Tight Ends
Lou Spanos	Linebackers
Luke Steckel	Asst. Wide Receivers
Mike Sullivan	Asst. Offensive Line
Deshea Townsend	Secondary
Steve Watterson	Asst. Head Coach/ Strength & Conditioning
Keith Willis	Asst. Defensive Line



GAME PREVIEW

TEAM NOTES

PLAYER NOTES

MEDIA

STATISTICS

ROSTERS

MIKE MULARKEY AT A GLANCE

- **Regular season record:** 29-47 (.382)
- **Record as Titans head coach:** 13-15 (.464)
- **Postseason record:** 0-0
- **Overall record:** 29-47 (.382)
- **Regular season home record:** 17-21
- **Regular season road record:** 12-26
- **Year as Titans head coach:** 2
- **Year as NFL head coach:** 5
- **vs. Texans:** 2-4 (1-0 with Bills, 0-2 with Jaguars, 1-2 with Titans)
- **At home vs. Texans:** 2-2
- **On the road vs. Texans:** 0-2
- **vs. Bill O'Brien:** 1-2

Mike Mularkey's Career Coaching Ledger:

Years	Team	Position
2016-2017	Tennessee Titans	Head Coach
2015	Tennessee Titans	Interim Head Coach
2015	Tennessee Titans	Asst. Head Coach/Tight Ends
2014	Tennessee Titans	Tight Ends
2012	Jacksonville Jaguars	Head Coach
2008-2011	Atlanta Falcons	Offensive Coordinator
2007	Miami Dolphins	Tight Ends
2006	Miami Dolphins	Offensive Coordinator
2004-2005	Buffalo Bills	Head Coach
2001-2003	Pittsburgh Steelers	Offensive Coordinator
1996-2000	Pittsburgh Steelers	Tight Ends
1995	Tampa Bay Buccaneers	Tight Ends
1994	Tampa Bay Buccaneers	Quality Control
1993	Concordia College	Offensive Line

Mike Mularkey's Career Playing Ledger:

Years	Team	Position
1989-1991	Pittsburgh Steelers	Tight End
1983-1988	Minnesota Vikings	Tight End
1979-1982	University of Florida	Tight End

TITANS/OILERS HEAD COACH HISTORY

COACH	YEARS	WON	LOST	TIED	PCT.
Lou Rymkus	1960-61	12	7	1	.625
Wally Lemm	1961, 1966-70	38	40	4	.487
Frank "Pop" Ivy	1962-63	17	12	0	.586
Sammy Baugh	1964	4	10	0	.285
Hugh "Bones" Taylor	1965	4	10	0	.285
Ed Hughes	1971	4	9	1	.321
Bill Peterson	1972-73	1	18	0	.052
Sid Gillman	1973-74	8	15	0	.347
O.A. "Bum" Phillips	1975-80	59	38	0	.608
Ed Biles	1981-83	8	23	0	.258
Chuck Studley	1983	2	8	0	.200
Hugh Campbell	1984-85	8	22	0	.266
Jerry Glanville	1985-89	35	35	0	.500
Jack Pardee	1990-94	44	35	0	.556
Jeff Fisher	1994-2010	147	126	0	.538
Mike Munchak	2011-13	22	26	0	.458
Ken Whisenhunt	2014-15	3	20	0	.130
Mike Mularkey	2015-17	13	15	0	.464

Records include postseason



FIRST-YEAR TITANS/OILERS COACHES

Mike Mularkey concluded his first regular season as head coach with a 9-7 record. He became the seventh coach in team history to get to nine wins in his first season.

Regular-season records of franchise head coaches in their first full seasons:


Coach	Season	Won	Lost	Tied
Lou Rymkus	1960	10	4	0
Wally Lemm	1961 - a	9	0	0
Frank "Pop" Ivy	1962	11	3	0
Sammy Baugh	1964	4	10	0
Hugh "Bones" Taylor	1965	4	10	0
Ed Hughes	1971	4	9	1
Bill Peterson	1972	1	13	0
Sid Gillman	1974 - b	7	7	0
O.A. "Bum" Phillips	1975	10	4	0
Ed Biles	1981	7	9	0
Chuck Studley	1983 - c	2	10	0
Hugh Campbell	1984	3	13	0
Jerry Glanville	1986 - d	5	11	0
Jack Pardee	1990	9	7	0
Jeff Fisher	1995 - e	7	9	0
Mike Munchak	2011	9	7	0
Ken Whisenhunt	2014	2	14	0
Mike Mularkey	2016 - f	9	7	0

Notes:

- a - Lemm coached only the first nine games of 1961.
- b - Gillman was named head coach for the first nine games of 1973.
- c - Studley coached only the first 10 games of 1983.
- d - Glanville was named head coach for the first two games of 1985.
- e - Fisher was named head coach for the first six games of 1994.
- f - Mularkey was named head coach for the first nine games of 2015.

TITANS ASSISTANT COACHES

DICK LEBEAU ASSISTANT HEAD COACH/DEFENSIVE COORDINATOR



Click For Complete Online Bio

- The 2017 campaign marks LeBeau's 59th year in the NFL as a player or coach. He joined the Titans in 2015 and was given the title assistant head coach/defensive coordinator in 2016.
- LeBeau's 2016 Titans defense ranked second in the NFL against the run and tied for sixth in the league with 40 total sacks.
- In 2015, his first year with the Titans, the defense improved in nearly every defensive category, including total defense (12th from 27th), rush defense (18th from 31st) and pass defense (7th from 15th).
- He was inducted into the Pro Football Hall of Fame in 2010 for his 14-year playing career as a cornerback for the Detroit Lions.
- He joined the Titans after 11 years as the defensive coordinator for the Pittsburgh Steelers. It was his second stint with Pittsburgh, after spending time there as an assistant coach from 1992-96, including defensive coordinator from 1995-96. In his 13 seasons as the Steelers defensive coordinator, the team finished among the top-five in total defense 10 times and was number one overall five times. Also in those 13 seasons, Pittsburgh won four AFC Championships, two Super Bowls and advanced to the playoffs on nine occasions.
- LeBeau is considered the architect of the "zone blitz" scheme.
- LeBeau spent 18 total seasons with the Cincinnati Bengals (1980-91 and 1997-2002). He initially joined the Bengals as a defensive backs coach and then defensive coordinator. He rejoined the team in 1997 as assistant head coach/defensive coordinator and was elevated to head coach for three seasons (2000-02).
- He also spent one season as the assistant head coach for the Buffalo Bills in 2003, and the Bills defense ranked second in the NFL for total yards allowed.
- LeBeau started his coaching career as the special teams coach for the Philadelphia Eagles from 1973-75. He went on to Green Bay, where he was the defensive backs coach for four years (1976-79).

TITANS ASSISTANT COACHES

TERRY ROBISKIE OFFENSIVE COORDINATOR

[Click For Complete Online Bio](#)


- Robiskie was hired as offensive coordinator in January 2016 after gaining 34 previous years of coaching experience in the NFL, including six seasons as an offensive coordinator.
- In his first year with the Titans, the offense jumped to the 11th overall ranking from 30th the previous year. The Titans were third in the league in rushing offense, first in touchdown efficiency in the red zone and third in third-down conversion rate in 2016.
- Robiskie joined the Titans after spending eight seasons as wide receivers coach with the Falcons.
- Under Robiskie's guidance in 2015, Falcons receiver Julio Jones set a franchise record for receiving yards in a season (1,871). Robiskie also helped develop receiver Roddy White, who became Atlanta's franchise leader in receptions, receiving yards and touchdowns.
- He served as the receivers coach with the Miami Dolphins prior to joining the Falcons. Mike Mularkey was on the same 2007 Dolphins staff as tight ends coach.
- From 2001-06, he was with the Cleveland Browns as receivers coach (2001-03, 2005-06), offensive coordinator (2004) and interim head coach (five games in 2004).
- Robiskie previously served as the receivers coach and passing game coordinator for the Redskins, and he also spent time as Washington's interim head coach for the final three games in 2000.
- He coached 12 seasons with the Oakland Raiders in a variety of roles.
- A native of Edgard, La., Robiskie lettered four years as a running back at LSU. He went on to play three seasons with the Oakland Raiders (1977-79) before spending the next two seasons with the Dolphins.



CRAIG AUKERMAN ASSISTANT SPECIAL TEAMS

[Click For Complete Online Bio](#)

- Aukerman joined the Titans in January 2017. He arrived with 17 years of coaching experience, including 10 seasons on the college level and seven years in the NFL.
- Before joining Tennessee, he spent four seasons (2013-16) with the San Diego Chargers working with their special teams, first as an assistant special teams coach (2013-15) and then as the special teams coordinator (2016).
- He also spent time in the NFL on the coaching staffs with the Jacksonville Jaguars (2011-12) and Denver Broncos (2010).
- In the college ranks, he coached at Findlay (2000), Miami (Ohio); 2001-02, 2005-08), Western Kentucky (2003-04), and Kent State (2009).
- Aukerman was a two-time NAIA All-America at the University of Findlay (Ohio), where he played defensive back and wide receiver from 1995-98.



BRANDON BLANEY DEFENSIVE ASSISTANT

[Click For Complete Online Bio](#)

- Blaney was hired by the Titans early in the 2016 offseason after spending the last two years as the offensive line coach at Iowa State and two seasons (2011-12) as a defensive assistant with the Jacksonville Jaguars.
- In total, he gained 17 years of college coaching experience and two years of NFL experience before he arrived in Tennessee.
- Blaney had stops at Kansas (2002-09), Ohio State (2001), Oklahoma (1999-2000) and Youngstown State (1995-98). He was a part of two national title winning staffs at Youngstown State (1997) and Oklahoma (2000).
- Blaney is a graduate of Youngstown State.



SYLVESTER CROOM RUNNING BACKS

[Click For Complete Online Bio](#)

- Croom was hired by the Titans as running backs coach in 2013 after spending the 2012 season with the Jacksonville Jaguars. The 2016 season was his 24th season of his NFL coaching career.
- Prior to his time in Jacksonville, he spent three seasons (2009-11) with the St. Louis Rams and guided Steven Jackson to 3,802 rushing yards and two Pro Bowl selections during their three years together.
- Croom was the head coach at Mississippi State from 2004-2008 becoming the first African-American head football coach in SEC history. The high point of his tenure with the Bulldogs was the 2007 season, as the Bulldogs posted an 8-5 record and a Liberty Bowl victory.
- He was the offensive coordinator for the Detroit Lions from 1997-2000. While guiding the Lions offense, Barry Sanders posted 2,053 rushing yards in 1997.
- He also had stints as the running back coach at Green Bay (2001-03), San Diego (1992-96), Indianapolis (1991) and Tampa Bay (1987-90).
- A native of Tuscaloosa, Ala., Croom was an offensive lineman at the University of Alabama and played one season for the New Orleans Saints.



NICK EASON DEFENSIVE LINE

[Click For Complete Online Bio](#)

- Eason enters his fourth season with the Titans in 2016 and his second as defensive line coach. He was promoted after spending the 2014 and 2015 campaigns as the assistant defensive line coach.
- In 2013, he was an intern coach and assisted the defensive staff for the Cleveland Browns.
- Eason had a 10-year NFL career as a defensive lineman for the Browns, Pittsburgh Steelers and Arizona Cardinals. He played in 117 games during his career and registered seven sacks.
- He finished his NFL career playing two seasons (2011-12) for the Cardinals. He appeared in 32 games for the Cardinals and registered two sacks. He also played four seasons (2007-10) with the Pittsburgh Steelers and played in 55 games, including two Super Bowls - winning Super Bowl XLIII and losing Super Bowl XLV.
- Eason originally was a fourth-round selection by the Denver Broncos in the 2003 NFL Draft. He played college football at Clemson and appeared in 47 games with 35 starts for the Tigers, recording 15 sacks and 30 tackles for loss.



RUSS GRIMM OFFENSIVE LINE

[Click For Complete Online Bio](#)

- Grimm was hired by the Titans as offensive line coach in January 2016. He arrived with 21 years of experience as an NFL coach and is a member of the Pro Football Hall of Fame for his 11-year playing career as a guard for the Washington Redskins.
- He previously spent six seasons (2007-12) as the assistant head coach/offensive line coach for the Arizona Cardinals.
- As a player and a coach, Grimm earned trips to six Super Bowls, including four wins.
- Prior to his time in Arizona, Grimm spent seven years with the Steelers as the offensive line coach, including three seasons when Mike Mularkey was the team's offensive coordinator. He added the title of assistant head coach in his final three years there, becoming the first and only coach to hold that title on a Bill Cowher staff.
- Grimm started his coaching career with the Redskins as the tight ends coach in 1992. He spent five seasons in that role before moving to offensive line coach for four seasons (1997-2000).
- Grimm was an 11-year starter at guard for the Redskins and earned four trips to the Super Bowl, four Pro Bowl selections (1983-86) and was selected to the NFL's All-Decade team. In 2010, he was inducted into the Pro Football Hall of Fame.
- The Scottsdale, Pa., native was an All-American center at Pitt.



TITANS ASSISTANT COACHES

STEVE HOFFMAN SPECIAL TEAMS COORDINATOR

[Click For Complete Online Bio](#)

- Hoffman was hired by the Titans as assistant special teams coach in 2013 and promoted to special teams coach four weeks into the 2016 campaign. He has 26 years of NFL coaching experience, including stops at Oakland (2012), Kansas City (2009-2011), Miami (2007-08), Atlanta (2006) and Dallas (1989-04).
- In 2012, with Hoffman serving as the special teams coach for the Oakland Raiders, kicker Sebastian Janikowski posted the best field goal percentage of his career (91.2%, 31/34) and was a perfect 25/25 for kicks inside of 50 yards.
- The three previous years (2009-11), Hoffman was the special teams coach for the Kansas City Chiefs.
- Hoffman entered the NFL as a kicking coach for the Dallas Cowboys in 1989, a position he would hold for 16 seasons while contributing to three Super Bowl titles. He also doubled as a quality control assistant for the offensive and defensive staffs during his tenure with the Cowboys.
- He spent two seasons as an assistant special teams coach for the Miami Dolphins and a season in the same role for the Atlanta Falcons.
- Hoffman started in the coaching ranks with the University of Miami as the Kicking Coach from 1985-88.
- He played quarterback, running back, wide receiver and handled kicking and punting duties during his collegiate career at Dickinson College.



FRISMAN JACKSON WIDE RECEIVERS

[Click For Complete Online Bio](#)

- Jackson joined the Titans in January 2017. He arrived with nine years of coaching experience in college.
- He spent two seasons at Temple (2015-16) coaching wide receivers and in 2016 was also the team's passing game coordinator.
- He spent two seasons (2013-14) coaching the wide receivers at North Carolina State and also had stops as the wide receivers coach at Northern Illinois (2012), Akron (2010-11) and Western Illinois (2008-09).
- As a player, Jackson played four seasons (2002-05) in the NFL as a wide receiver for the Cleveland Browns. He totaled 34 games played, 40 receptions, 490 yards and one touchdown during his NFL career.
- He entered the NFL as an undrafted college free agent after finishing his college career at Western Illinois (2000-01). He started his college career at Northern Illinois as a quarterback.



STEVE JACKSON ASSISTANT SECONDARY

[Click For Complete Online Bio](#)

- Jackson was hired by the Titans as assistant secondary coach during the 2016 offseason after obtaining 13 previous years of NFL coaching experience.
- In joining the Titans coaching staff, Jackson returned to the organization that drafted him out of Purdue in the third round of the 1991 NFL Draft. The Houston native went on to play his entire nine-year career (127 games) for the team. During his time as a player with the Titans/Oilers, Jackson tallied 14 interceptions and nine sacks.
- Jackson's most recent job in the NFL was an assistant secondary coach with the Detroit Lions in 2013.
- Jackson spent nine seasons (2004-11) coaching for the Washington Redskins. For five of those seasons (2004-09), he was the passing game coordinator/safeties coach, and in his time there, he guided safety Sean Taylor to two Pro Bowls before his death. He spent his final two years in Washington (2010-11) as the safeties coach.
- He entered the NFL coaching ranks with the Buffalo Bills as the safeties/third down coach for three seasons (2001-03).



TOM KANAVY ASSISTANT STRENGTH & CONDITIONING

[Click For Complete Online Bio](#)


- Tom Kanavy enters his 21st season in the NFL and his third as assistant strength and conditioning coach with the Titans in 2017. He joined the Titans in 2015.
- Kanavy's experience includes eight seasons (2006-2013) as the head of strength and conditioning for the Minnesota Vikings and 11 years (1995-2005) with the Philadelphia Eagles as assistant strength and conditioning coach. He also has experience working for the University of Miami (1993); his alma mater, Penn State (1993-95); and Temple (1996).



JASON MICHAEL QUARTERBACKS

[Click For Complete Online Bio](#)

- Michael joined the Titans after spending three seasons (2011-13) as the tight ends coach for the San Diego Chargers. He was the offensive coordinator from 2014-15 before moving to quarterbacks coach in 2016.
- While working with the tight ends in San Diego, he guided Antonio Gates to the fourth most receptions (190) among NFL tight ends over that time period, and second-year tight end Ladarius Green posted 22.1-yards per catch.
- Prior to joining the Chargers, he spent two seasons (2009-10) with the San Francisco 49ers as an offensive assistant and then quarterbacks coach.
- Michael entered the NFL ranks in 2005 as a quality control coach for the Oakland Raiders. In 2006, he became an offensive quality control coach for the New York Jets and was promoted to tight ends coach for the Jets in 2007.
- Michael began his coaching career in 2003, as a graduate assistant for the University of Tennessee, where he assisted with the secondary and special teams for two seasons. He later returned in Knoxville to coach the tight ends in 2008, in Phillip Fulmer's final season.
- As a senior, Michael quarterbacked Western Kentucky to the 2002 NCAA I-AA championship with a 34-14 win over McNeese State and was named the school's Male Athlete of the Year in 2003.



TAYLOR PORTER STRENGTH & CONDITIONING ASSISTANT

[Click For Complete Online Bio](#)


- Taylor Porter enters his second season with the Titans in 2017. He spent time with three NFL teams prior to joining the Titans, including stints with the Houston Texans in 2013 and the Tampa Bay Buccaneers and Cleveland Browns in 2015.
- A native of Chicago Heights, Ill., he was a wide receiver at Wisconsin-Oshkosh (2005-2008).
- He spent time coaching in the college ranks with Louisville (2010-2013) and Nebraska (2013-2014).



ARTHUR SMITH TIGHT ENDS

[Click For Complete Online Bio](#)

- Smith finishes his sixth season on the Titans staff in 2016. He was hired in 2011 as a defensive assistant/quality control coach, and from 2012-2013 he served as the offensive assistant/quality control coach. He was promoted from offensive assistant/tight ends to tight ends coach seven games into the 2015 campaign.
- In 2010, he worked at Ole Miss as an administrative assistant/defensive intern and worked primarily with the linebackers.
- He spent two years (2007-2008) working for the Washington Redskins. He worked two years as defensive quality control coach after joining the organization as a college scouting assistant.
- The Memphis, Tenn., native graduated from North Carolina and played offensive line before joining the coaching staff for one season (2006) as a graduate assistant.



TITANS ASSISTANT COACHES

LOU SPANOS LINEBACKERS

[Click For Complete Online Bio](#)


- Spanos enters his fourth season with the Titans in 2017. He has 22 previous years of coaching experience, including 20 years in the NFL.
- From 2012-13, he was the defensive coordinator for UCLA.
- Prior to his time with the Bruins, he spent two seasons as the linebackers coach for the Washington Redskins.
- Spanos entered the NFL coaching ranks in 1995 with the Pittsburgh Steelers as a defensive assistant. He stayed in that role for 15 seasons, earned two World Championships in Super Bowls XL and XLIII, and coached in a third Super Bowl (XXX). During his time on the Steelers staff as a defensive assistant, he assisted with the linebackers and secondary.
- A native of Pittsburgh, Pa., Spanos was a four-year (1989-92) starter at center for Tulsa and spent one additional season as a student assistant working with the linebackers. The following season he joined the Steelers in the scouting department before being promoted to a defensive assistant after one season.



DESHEA TOWNSEND SECONDARY

[Click For Complete Online Bio](#)

- Townsend was hired by the Titans as secondary coach during the 2016 offseason after obtaining five previous years of NFL coaching experience and 13 years of NFL playing experience.
- He joined the Titans after three seasons as the cornerbacks coach for Mississippi State.
- He played the majority of his NFL career for the Pittsburgh Steelers, including six seasons (2004-09) with Dick LeBeau as the defensive coordinator. Townsend won two Super Bowls (XL and XLIII) as a player with the Steelers.
- As the cornerbacks coach at Mississippi State (2013-15), Townsend helped the 2014 Bulldogs defense lead the nation in passes defended (89) and passes broken up (73) to go along with 15 interceptions (15th nationally). In 2013, the Bulldogs ranked fifth in the SEC in passing defense.
- Townsend entered the coaching ranks in 2011 as the assistant defensive backs coach for the Arizona Cardinals.
- As a player in the NFL (Pittsburgh 1998-09; Indianapolis 2010), he played in 191 games (80 starts) and tallied 21 interceptions, 428 tackles, 15.5 sacks, three touchdowns, five fumble recoveries and four forced fumbles.
- The Batesville, Miss., native was a four-year starter at the University of Alabama and was a fourth-round selection by the Steelers in 1998.



LUKE STECKEL ASSISTANT WIDE RECEIVERS

[Click For Complete Online Bio](#)

- Steckel completed his fourth season with the Titans and his third campaign as an offensive assistant in 2016. He became the assistant wide receivers coach in 2017.
- He joined the Titans in 2013 after spending four seasons with the Cleveland Browns as the assistant to the head coach.
- He was a three-year letterman as a linebacker at Princeton (2004-06), where he helped lead the Tigers to an Ivy League Championship.
- He is the son of former Titans offensive coordinator Les Steckel and attended Brentwood (Tenn.) High School.



STEVE WATTERSON ASST. HEAD COACH/ STRENGTH & CONDITIONING

[Click For Complete Online Bio](#)

- Watterson, who joined the organization in 1986, completed his 31st season with the Titans in 2016. He has been instrumental in helping to develop and implement various strength and conditioning programs with the Titans and directs the club's successful offseason conditioning program.
- He is the longest tenured active coach with one team currently in the NFL.
- In 2010, he became the first NFL head strength and conditioning coach to earn his 'Art of Strength' Kettlebell Instructor Certification during the 'A.O.S.' seminar held at Punch Gym in Franklin, Tenn. He and his assistant, Jason Novak, became the first tandem of 'A.O.S.' certified instructors in professional sports.
- In 2008, he was elected to the Alliance for Natural Health's Scientific Advisory Board.
- In 2002, Watterson was awarded the President's Award from the Professional Football Strength and Coaches Society for his contributions to the field of strength and conditioning.
- In 1992, he was named Professional Strength and Conditioning Coach of the Year.
- The Newport, R.I., native began his NFL career with the Philadelphia Eagles (1984-85).



MIKE SULLIVAN ASSISTANT OFFENSIVE LINE

[Click For Complete Online Bio](#)

- Sullivan completed his 14th season coaching in the NFL in 2016, including seven years as an NFL offensive line coach and three campaigns with the Titans.
- He joined the Titans in 2014 after one season as offensive line coach for the Cleveland Browns in 2013.
- Sullivan spent four seasons (2009-12) as the offensive line coach for the San Diego Chargers. He had two other stints with the Browns: 2007-08 as offensive line coach and 2001-04 as assistant offensive line coach.
- He has three seasons of college experience, as offensive line coach for Western Michigan from 2005-06 and as a graduate assistant for the University of Miami (Fla.) in 2000. Sullivan began his coaching career in 1997, spending five seasons coaching in Europe.
- A sixth-round selection of the Cowboys in 1991, he went on to play a total of 48 NFL games, all for the Tampa Bay Buccaneers from 1992-95.
- At the University of Miami (Fla.) from 1987-90, he was a member of two National Title teams for the Hurricanes and was later inducted into the University of Miami Sports Hall of Fame.



KEITH WILLIS ASSISTANT DEFENSIVE LINE

[Click For Complete Online Bio](#)

- Willis was hired by the Titans as assistant defensive line coach early in the 2016 offseason. He arrived with 21 years of coaching experience.
- He spent the previous three years (2013-15) as the defensive line coach for the Montreal Alouettes in the Canadian Football League. In 2015, he guided John Bowman to a league-leading 19 sacks, and Montreal finished second in the league in total sacks with 55.
- Willis played 11 years as a defensive end in the NFL, spending time with the Pittsburgh Steelers (1982-91), Buffalo Bills (1992) and Washington Redskins (1993).
- The Northeastern University alumnus began his coaching career as defensive line coach at Slippery Rock College in 1995.



FRANCHISE'S LARGEST WIN INCREASES

By going 9-7, the 2016 Titans improved by six wins over the 2015 squad that went 3-13. In doing so, the 2016 club matched the biggest one-year win increase in franchise history.

There were two previous seasons in franchise annals in which the team improved by six wins from the previous year: 1967 (three wins to nine wins) and 1974 (one win to seven wins).

Also, **Mike Mularkey** tied **Sid Gillman** for the best win increase in franchise history among those in their first full season as head coach. Gillman's 1974 Oilers increased by six wins over the 1973 club (1-13 to 7-7).

Largest win improvement from one season to the next, franchise history:

Season	Record	Previous Season	Win Improvement	Head Coach	New Head Coach? (First Full Season)
1. 2016	9-7-0	3-13-0	6	Mike Mularkey	Yes
1974	7-7-0	1-13-0	6	Sid Gillman	Yes
1967	9-4-1	3-11-0	6	Wally Lemm	No
4. 1999	13-3-0	8-8-0	5	Jeff Fisher	No
1995	7-9-0	2-14-0	5	Jeff Fisher	Yes
6. 2006	8-8-0	4-12-0	4	Jeff Fisher	No
2002	11-5-0	7-9-0	4	Jeff Fisher	No
1987	9-6-0	5-11-0	4	Jerry Glanville	No

WINNING CLOSE GAMES

At Kansas City on Dec. 18, the Titans' 19-17 victory over the Chiefs gave the team its fourth victory of the season in games decided by three or fewer points. They did not lose a game by one, two or three points.

Of all NFL games in 2016 decided by three or fewer points, or games that ended in a tie, the Titans were one of only three clubs to record at least four wins without suffering a loss. The Oakland Raiders were 5-0 in such games, while the Titans and Houston Texans were 4-0.

Best NFL winning percentages in 2016 in games decided by three points or less:

Team	Record	Win Pct.
1. Oakland Raiders	5-0	1.000
Tennessee Titans	4-0	1.000
Houston Texans	4-0	1.000
Tampa Bay Buccaneers	3-0	1.000
New England Patriots	1-0	1.000
Pittsburgh Steelers	1-0	1.000
7. New York Giants	4-1	.800
8. Miami Dolphins	3-1	.750
9. Detroit Lions	5-2	.714
10. Seattle Seahawks	3-1-1	.700

During the "Titans era" of the team's history, which began in 1999, the 2016 season marked only the fourth time the Titans had at least four wins of three points or less. The last time was 2006.

Titans' win-loss record in games decided by three points or less in the "Titans era" (1999-present):

Season	Record	Season	Record	Season	Record
2017	0-0	2010	0-3	2003	2-1
2016	4-0	2009	3-2	2002	2-2
2015	1-4	2008	2-1	2001	3-2
2014	1-3	2007	2-2	2000	4-3
2013	1-3	2006	4-3	1999	5-1
2012	3-0	2005	1-1		
2011	2-1	2004	1-2		

A WINNING RESUME

The Titans defeated six teams with winning records in 2016, including five clubs that went to the playoffs.

Teams that finished above the .500 mark and lost to the Titans included the Detroit Lions (9-7), Miami Dolphins (10-6), Green Bay Packers (10-6), Denver Broncos (9-7), Kansas City Chiefs (12-4) and Houston Texans (9-7). The Broncos were the only one of those teams that did not qualify for the postseason.

The Titans tied the Packers for the most victories against eventual playoff teams, and they tied with the Cowboys for the most victories against teams that finished with a winning record.

Most wins against playoff teams in 2016:

Team	Wins	Opponents
1. Tennessee Titans	5	at Det, at Mia, GB, at KC, Hou
Green Bay Packers	5	Det, NYG, Hou, Sea, at Det
3. New England Patriots	4	Mia, Hou, at Pit, @ Mia
Philadelphia Eagles	4	Pit, Atl, NYG, Dal

Most wins versus above-.500 teams in 2016:

Team	Wins	Opponents
1. Tennessee Titans	6	at Det, at Mia, GB, Den, at KC, Hou
Dallas Cowboys	6	at Was, at GB, at Pit, Was, TB, Det
3. New England Patriots	5	Mia, Hou, at Pit, at Den, at Mia
Kansas City Chiefs	5	at Oak, at Den, at Atl, Oak, Den
Green Bay Packers	5	Det, NYG, Hou, Sea, at Det
Minnesota Vikings	5	at Ten, GB, NYG, Hou, Ari

THIRD ON THIRD DOWN, 2016-2017

Since the start of the 2016 season, the Titans offense ranks third in the NFL in third-down percentage.

In 2016, the Titans offense converted 100 of their 217 attempts on third down. Their 46.1 percent conversion rate finished third in the NFL behind only the New Orleans Saints (48.6) and Green Bay Packers (46.7).

Highest conversion rate on third down from 2016-2017:

Team	Conversions	Attempts	Percent
1. New Orleans Saints	121	255	47.5
2. Green Bay Packers	119	253	47.0
3. Tennessee Titans	117	258	45.3
New England Patriots	121	267	45.3
5. Washington Redskins	105	238	44.1
6. Tampa Bay Buccaneers	103	235	43.8
7. Atlanta Falcons	89	209	42.6
8. Detroit Lions	101	239	42.3
9. Dallas Cowboys	91	218	41.7
Indianapolis Colts	103	247	41.7

Since 1970, there have been only two prior seasons to 2016 in which the Titans/Oilers converted 46 percent or more of their first downs: 1990 and 1991. Those were two of the "run and shoot" offenses led by **Warren Moon**.

Third downs were a major area of improvement of the Titans offense in 2016. The 2015 team was 31.8 percent on third down, ranking 29th.

Best third-down conversion percent by the Titans, 1970-present:

Season	Conversions	Attempts	Percent
1. 1990	94	180	52.2
2. 1991	97	195	49.7
3. 2016	100	217	46.1
4. 1993	94	211	44.5
5. 1980	92	211	43.6
6. 2002	94	216	43.5
7. 1995	99	228	43.4
8. 1978	100	232	43.1
9. 2000	97	228	42.5
10. 1992	72	170	42.4

TITANS FOURTH IN BIG PLAYS IN 2016

In 2016, the Titans offense was among the NFL's best units in producing "big plays," defined as running plays of at least 10 yards and passing plays of 20 or more yards. The Titans produced 59 such running plays and 53 such passing plays.

The 59 big running plays were fourth in the NFL, while the 53 big passes tied for 10th in the league.

The Titans averaged 7.0 big plays per contest, which tied for fourth in the NFL and trailed only the output of the Atlanta Falcons (7.5), Pittsburgh Steelers (7.2) and Washington Redskins (7.1).

Individually in 2016, **DeMarco Murray** was seventh in the NFL with 32 carries of at least 10 yards. **Marcus Mariota** tied for 11th place with 50 completions of 20-plus yards.

Most total runs of 10-plus yards and passes of 20-plus yards in 2016:

Team	10+ Yard Runs	20+ Yard Passes	Total	Per Game
1. Atlanta Falcons	51	69	120	7.5
2. Pittsburgh Steelers	51	64	115	7.2
3. Washington Redskins	44	70	114	7.1
4. Tennessee Titans	59	53	112	7.0
Buffalo Bills	77	35	112	7.0
6. Dallas Cowboys	72	39	111	6.9
7. New Orleans	37	71	108	6.8
8. Green Bay Packers	50	57	107	6.7
9. Miami Dolphins	56	46	102	6.4
10. Indianapolis Colts	38	63	101	6.3
Chicago Colts	52	49	101	6.3

TOP RUSHING OFFENSES, 2016-2017

Since the beginning of the 2016 season, the Titans rank third in the NFL in rushing offense.

In 2016, the Titans finished third in the NFL and second in the AFC in rushing offense. They totaled 2,187 rushing yards, or an average of 136.7 rushing yards per game. It was the 12th best average in franchise history.

Top rushing offenses (yards per game) from 2016-2017:

Team	Rushing Yards	Per Game
1. Buffalo Bills	2,964	156.0
2. Dallas Cowboys	2,565	142.5
3. Tennessee Titans	2,656	139.8
4. San Francisco 49ers	2,342	123.3
5. Atlanta Falcons	2,284	120.2
6. Houston Texans	2,245	118.2
7. Oakland Raiders	2,243	118.1
8. Kansas City Chiefs	2,234	117.6
9. New England Patriots	2,174	114.4
10. Philadelphia Eagles	2,171	114.3

FEWEST SACKS ALLOWED, 2016-2017

The Titans are near the top of the NFL in fewest sacks allowed since the 2016 season started.

The Titans allowed only 28 sacks in 2016, a total that tied for seventh in the NFL. It was the team's lowest total since 2011, when they allowed 24 sacks during the year.

Fewest sacks allowed from 2016-2017:

Team	Sacks Allowed
1. Oakland Raiders	24
2. Pittsburgh Steelers	27
3. Tennessee Titans	30
New Orleans Saints	30
New York Giants	30
Washington Redskins	30
7. Dallas Cowboys	31
8. New England Patriots	34
9. Chicago Bears	35
Miami Dolphins	35

2016 RED ZONE EFFICIENCY LEADERS

The Titans ranked first in the NFL in touchdown percentage inside the opponent's 20-yard line in 2016, reaching the end zone 72 percent of the time (36 of 50). They scored 15 rushing touchdowns and 21 passing touchdowns when scrimmaging from inside their opponents' 20-yard line.

The next closest team to the Titans was the San Francisco 49ers at 68.2 percent (30 of 44).

The Titans were led in the red zone by quarterback **Marcus Mariota**, whose 113.5 passer rating in the red zone tied for third in the NFL. He had 18 touchdowns without an interception in the red zone.

Highest touchdown percentage in the red zone in 2016:

Team	Red Zone Drives	Rushing TDs	Passing TDs	Total TDs	Touchdown Percent
1. Tennessee	50	15	21	36	72.0
2. San Francisco	44	15	15	30	68.2
3. Dallas	57	21	17	38	66.7
4. New Orleans	68	16	29	45	66.2
5. Indianapolis	53	13	22	35	66.0
6. Arizona	54	16	19	35	64.8
Buffalo	54	24	11	35	64.8
8. New England	60	16	22	38	63.3
9. Atlanta	63	16	23	39	61.9
10. Green Bay	66	9	31	40	60.6

TOP RUSHING DEFENSES IN 2016

In 2016, the Titans finished second in the NFL and first in the AFC in rushing defense. Their opponents totaled 1,413 rushing yards, or an average of 88.3 rushing yards per game. It was the sixth best average in franchise history.

Only the Dallas Cowboys (83.5) limited their opponents' rushing yards more than the Titans in 2016.

Top rushing defenses in 2016:

Team	Opponent Rushing Yards	Per Game
1. Dallas Cowboys	1,336	83.5
2. Tennessee Titans	1,413	88.3
3. New England Patriots	1,417	88.6
New York Giants	1,417	88.6
5. Baltimore Ravens	1,430	89.4
6. Carolina Panthers	1,465	91.6
7. Seattle Seahawks	1,487	92.9
8. Green Bay Packers	1,515	94.7
9. Arizona Cardinals	1,518	94.9
10. San Diego Chargers	1,567	97.9

TITANS DEFENSE SIXTH IN SACKS IN 2016

The Titans defense finished 2016 with 40 sacks in 2016, which ranked second in the AFC and tied for sixth place in the NFL. They recorded their highest sack total since the team had 40 sacks in 2010.

Outside linebacker **Brian Orakpo** led the squad with 10.5 sacks, followed by outside linebacker **Derrick Morgan** (9.0) and defensive tackle **Jurrell Casey** (5.0).

Most sacks in 2016:

Team	Sacks
1. Arizona Cardinals	48
2. Carolina Panthers	47
3. Denver Broncos	42
Seattle Seahawks	42
5. Minnesota Vikings	41
6. Tennessee Titans	40
Green Bay Packers	40
8. Buffalo Bills	39
9. Pittsburgh Steelers	38
Tampa Bay Buccaneers	38
Washington Redskins	38

TITANS/OILERS ALL-TIME RECORD

	W	L	T
Regular Season:	415	450	6
Home	238	196	2
Road	177	254	4
As Titans (1999-present)	148	143	0
As Oilers (1960-1998)	267	307	6
Postseason:	14	19	0
Home	6	5	0
Road	8	13	0
Super Bowl (XXXIV)	0	1	0

All-time playoff appearances by the Oilers/Titans: 1960, 1961, 1962, 1967, 1969, 1978, 1979, 1980, 1987, 1988, 1989, 1990, 1991, 1992, 1993, 1999, 2000, 2002, 2003, 2007, 2008

All-time division titles by the Oilers/Titans: 1960, 1961, 1962, 1967, 1991, 1993, 2000, 2002, 2008

NISSAN STADIUM

In 2015, the Titans and Nissan North America announced the formation of a 20-year, exclusive naming-rights partnership that rebranded Nashville's downtown stadium as Nissan Stadium.



Nissan Stadium hosts all Titans home football games, Tennessee State University football games, the Music City Bowl, the CMA Music Festival and numerous other events.

The procurement of naming rights to Nissan Stadium fits the automotive company's 'Fewer, Bigger, Better' marketing strategy, which has included ongoing sponsorships of NBC's 'The Voice,' the Heisman House college football program and a major advertising presence in this year's Super Bowl. Nissan is also now the official automotive partner of the Tennessee Titans.

Nissan's ever-growing footprint in Tennessee includes vehicle and powertrain manufacturing facilities in Smyrna and Decherd respectively, along with its North American headquarters in Franklin.

The Nissan Smyrna Plant began operations in 1983 and employs more than 8,400 people. In 2014, the Smyrna plant assembled more than 648,000 vehicles, making it the highest volume automotive assembly plant in North America. Nissan also has a major manufacturing presence in Canton, Miss., along with research and development groups in California, Arizona and Michigan. In total, the company employs more than 22,000 employees in the U.S.

One component of the Titans-Nissan partnership is assisting charitable organizations throughout Middle Tennessee in an array of community outreach programs. A centerpiece of this is the annual "Taste of Titans" charitable event, for which Nissan serves as presenting sponsor. During the course of a 20-year relationship, a total of more than \$1 million resulting from these annual events is anticipated to be distributed to local non-profit organizations.

Nissan Stadium is a city-owned venue that has housed the Titans since 1999. The naming rights agreement includes the opportunity for Nissan branding on the exterior of the stadium, as well as stadium signage and other unique displays inside the stadium. LP Building Products has held the naming rights to the stadium since 2006 and that exclusivity now shifts to Nissan.

Titans/Oilers all-time regular-season record by home venue:

Stadium	Seasons	W-L-T	Pct.
Jeppesen Stadium	1960-1964	25-11-0	.694
Rice Stadium	1965-1967	11-10-0	.524
Astrodome	1968-1996	113-103-2	.523
Liberty Bowl	1997	6-2-0	.750
Dudley Field (Vanderbilt Stadium)	1998	3-5-0	.375
Nissan Stadium	1999-2016	80-66-0	.548

NISSAN STADIUM RECORD WHEN ...

The Titans at Nissan Stadium (1999-present):

	Games	Record	Pct.
Regular Season	146	80-66	.548
Postseason	4	2-2	.500
Combined	150	82-68	.547

Record When ...	Reg. Season	Playoffs
September	17-14	
October	18-18	
November	17-16	
December	26-17	
January	2-1	2-2
Thursday	3-2	
Friday	0-1	
Saturday	1-1	2-1
Sunday	71-59	0-1
Monday	5-3	
Against own division	33-27	0-1
Against AFC	57-52	2-2
Against NFC	23-14	
Overtime games	5-6	1-0
In primetime	9-9	
Temperature 80+	5-5	
Temperature <40	7-9	1-0
Titans score 20 points	64-27	2-0
Titans score 30 points	28-5	1-0
Titans allow <20 points	56-11	1-1
Titans allow <10 points	12-0	
Titans net 300 yards	61-41	1-2
Opponents net <300 yards	42-9	1-2
Titans commit 0 turnovers	26-6	
Titans force 2 turnovers	57-19	

NISSAN STADIUM BAG POLICY

To provide a safer environment for the public and significant expedite fan entry into Nissan Stadium, the Tennessee Titans enacted a league-wide NFL policy that limits the size and type of bags that may be brought into the stadium, regardless of the type of event.


This policy includes all Titans games, college football games, concerts and additional sporting events at Nissan Stadium.

The team strongly encourages fans to not bring any type of bags, but outlined what is permissible. Fans will be able to carry the following style and size bag, package, or container at stadium plaza areas, stadium gates, or when approaching queue lines of fans awaiting entry into the stadium:

- Bags that are clear plastic, vinyl or PVC and do not exceed 12" x 6" x 12." (Official Titans logo clear plastic tote bags are available online at www.TitansLockerRoom.com or at Titans Locker Room locations at Nissan Stadium.)
- One-gallon clear plastic freezer bag (Ziploc bag or similar)
- Small clutch bags, approximately the size of a hand, with or without a handle or strap, may be carried into the stadium along with one of the clear bag options
- An exception will be made for medically necessary items after proper inspection. Guests with medical items must enter through designated entry points at Gate 1, Gate 5 or Gate 7.

Prohibited items include, but are not limited to: purses larger than a clutch bag, coolers, briefcases, backpacks, fanny packs, cinch bags, luggage of any kind, seat cushions, computer bags and camera bags or any bag larger than the permissible size.

For additional information, including visuals of allowed and prohibited items, visit www.NFL.com/allclear.



TITANS QUARTERBACKS

No.	Name	Ht	Wt	Exp	College
16	Cassel, Matt	6-4	228	13	Southern California
8	Mariota, Marcus	6-4	222	3	Oregon
11	Tanney, Alex (IR)	6-4	220	2	Monmouth (Ill.)

#8 • QB MARCUS MARIOTA

[CLICK FOR COMPLETE BIO \(PDF\)](#)



Marcus Mariota (6-4, 222) is in his third NFL season. The Titans selected him with the No. 2 overall selection in the 2015 NFL Draft, and since that time, he arguably has had the best beginning to a career of any quarterback in team annals.

From 2015–2016, Mariota passed for 6,244 yards and 45 touchdowns, while throwing only 19 interceptions. His 93.8 passer rating during that time ranks sixth in NFL history for a player's first two NFL campaigns, trailing only **Kurt Warner** (107.9), **Dan Marino** (104.5), **Nick Foles** (101.0), **Russell Wilson** (100.6) and **Ben Roethlisberger** (98.3).

Mariota's 16 games with at least two touchdown passes in his first two NFL seasons tied for third all-time in the NFL, equaling **Peyton Manning** and **Russell Wilson** and trailing only **Dan Marino** (22) and **Derek Carr** (17).

Mariota won 11 games as a starting quarterback from 2015–2016. Among all quarterbacks in franchise history in their first two NFL seasons, only **Vince Young** (17) has had more wins as a starter.

In 2016, Mariota started 15 games. He was 276-of-451 passing for

3,426 yards, 26 touchdowns and nine interceptions. His 95.6 passer rating ranks third in franchise history for a single season, behind only **Warren Moon's** 96.8 in 1990, when he was the Associated Press Offensive Player of the Year, and **Steve McNair's** 100.4 in 2003, when he was the NFL's Co-MVP. Only two quarterbacks with the franchise have had more touchdown passes in a season than Mariota in 2016: **George Blanda** (36 in 1961 and 27 in 1962) and Moon (33 in 1990).

Consistently a dual-threat, Mariota added 349 rushing yards and two rushing touchdowns in his second season. In doing so, he became the seventh player in NFL history with at least 6,000 passing yards and 600 rushing yards (601) in his first two seasons, joining **Jeff Garcia**, **Cam Newton**, **Robert Griffin**, **Wilson**, **Andrew Luck** and **Blake Bortles**.

During his rookie season, Mariota started 12 games, missing four total contests due to injuries. He completed 230 of his 370 passes for 2,818 yards, 19 touchdowns—all franchise rookie records—while throwing only 10 interceptions. At the time, his 91.5 passer rating ranked third in franchise history.

Mariota also set a franchise rookie record by completing 62.2 percent of his passes. That was the fifth-highest percentage by a rookie quarterback in NFL history and the eighth-highest completion percentage in a season by any quarterback in Titans/Oilers history.

On the ground, Mariota accounted for 252 yards and a pair of touchdowns on 34 carries. He finished second in franchise history in rushing yards by a rookie quarterback, trailing only Young's 2006 total of 552 rushing yards. Mariota's total included an 87-yard touchdown run against Jacksonville (Dec. 6), which was the fifth-longest rushing play in franchise history.

Mariota joined Manning (1998) as the only rookie quarterbacks in NFL history to complete three touchdown passes in four different games, and he became the lone NFL rookie to ever record two games with four touchdown passes and no interceptions (Sept. 13 at Tampa Bay and Nov. 8 at New Orleans).

He entered the NFL following a historic career at the University of Oregon. He concluded his three seasons as the school's starting quarterback by winning the Heisman Trophy and leading his team to the College Football Playoff Championship Game.

Mariota broke nearly every major passing record at Oregon, totaling 10,796 career passing yards and 105 touchdown passes. The three-time

Mariota's 2017 Statistics:

Date/Opp	W-L	G/S	Att	Cmp	Passing										Rushing						
					Pct	Yds	Yd/Att	TD	TD%	Int	Int%	Lg	Sack	Lost	Rate	Att	Yds	Avg	Lg	TD	
9/10 vs. Oak	L	QB	41	25	61.0	256	6.24	0	0.0	0	0.0	24	1	1	78.9	3	26	8.7	15	1	
9/17 at Jax	W	QB	27	15	55.6	215	7.96	1	3.7	1	3.7	42	1	4	78.5	6	24	4.0	8	0	
9/24 vs. Sea	W	QB	32	20	62.5	225	7.03	2	6.3	0	0.0	55t	0	0	104.3	7	27	3.9	10	0	
10/1 at Hou																					
10/8 at Mia																					
10/16 vs. Ind																					
10/22 at Cle																					
11/5 vs. Bal																					
11/12 vs. Cin																					
11/16 at Pit																					
11/26 at Ind																					
12/3 vs. Hou																					
12/10 at Ari																					
12/17 at SF																					
12/24 vs. LAR																					
12/31 vs. Jax																					

Mariota's Career Regular Season Statistics:

Year	G	S	Att	Cmp	Passing										Rushing					
					Pct	Yds	Yd/Att	TD	TD%	Int	Int%	Lg	Sack	Lost	Rate	Att	Yds	Avg	Lg	TD
2015	12	12	370	230	62.2	2,818	7.6	19	5.1	10	2.7	61t	38	258	91.5	34	252	7.4	87t	2
2016	15	15	451	276	61.2	3,426	7.6	26	5.8	9	2.0	60	23	156	95.6	60	349	5.8	41	2
2017	3	3	100	60	60.0	696	7.0	3	3.0	1	1.0	55t	2	5	86.9	16	77	4.8	15	1
Totals	30	30	921	566	61.5	6,940	7.5	48	5.2	20	2.2	61t	63	419	93.0	110	678	6.2	87t	5

Mariota's Single-Game Highs:

- Attempts** - 44 vs. Indianapolis (9/27/15)
- Completions** - 28 at New Orleans (11/8/15)
- Passing Yards** - 371 at New Orleans (11/8/15)
- Touchdown Passes** - 4 (Three times, last vs. Green Bay, 11/13/16)
- Long Completion** - 61t at New Orleans (11/8/15)
- Rushes** - 9 vs. Jacksonville (12/6/15)
- Rushing Yards** - 112 vs. Jacksonville (12/6/15)

- Long Rush** - 87t vs. Jacksonville (12/6/15)
- Rushing Touchdowns** - 1 (Five times, last vs. Oakland, 9/10/17)



All-Pac-12 selection started every game over his three seasons, earning a 36-5 record, and he completed at least one touchdown pass in every contest. He is one of four players in FBS history to pass for 10,000 yards and rush for 2,000 yards (2,237) in a career, joining **Dan LeFevour**, Griffin and **Colin Kaepernick**.

During his Heisman season in 2014, Mariota directed the Ducks to a Rose Bowl victory over Florida State. His totals for the year included 4,454 passing yards, 42 touchdown passes and only four interceptions. He also rushed for 770 yards and 15 touchdowns and even caught a touchdown pass. His 58 total touchdowns in a season (passing, rushing and receiving) shattered **Matt Barkley's** (2011) previous Pac-12 record of 41 touchdowns.

The 6-foot-4-inch, 222-pound signal caller became the fifth Heisman Trophy winner to be drafted by the Oilers/Titans, joining **Billy Cannon**, **Earl Campbell**, **Mike Rozier** and **Eddie George**. **Derrick Henry** became the sixth Heisman winner drafted by the club when he was selected in 2016.

At the 2015 NFL Scouting Combine, he finished among the top three quarterbacks in the 40-yard dash, vertical jump, broad jump, three-cone drill and 20-yard shuttle. His 4.52-second 40-yard dash gave him the fastest quarterback time at the Combine since Griffin's 4.41 in 2012.

Mariota is a native of Honolulu, Hawaii.

2017 Season Highlights:

➤ **Against Oakland (9/10)**, completed 25 of 41 passes for 256 yards (78.9 passer rating). His attempt total tied for the third-highest number of his career, and his completion total tied for the fourth-highest number of his career. He scored on a 10-yard rushing attempt in the first quarter (fifth career rushing touchdown) and totaled 26 yards on three carries in the game.

➤ **At Jacksonville (9/17)**, completed 15 of 27 passes for 215 yards with one touchdown and one interception (78.5 passer rating). He completed a 32-yard touchdown pass to rookie tight end Jonnu Smith in the fourth quarter. He also rushed six times for 24 yards.

➤ **Against Seattle (9/24)**, completed 20 of 32 passes for 225 yards with two touchdowns and no interceptions (104.3 passer rating). He completed a 55-yard touchdown pass to wide receiver Rishard Matthews and a 24-yard touchdown pass to Jonnu Smith. He also rushed seven times for 27 yards. It was his 11th career game with a passer rating of at least 100 and his 17th career game with at least two touchdown passes. His 55-yard touchdown pass to Rishard Matthews in the third quarter was his third-longest career pass. During the final three quarters, he was 17-of-22 for 192 yards with two touchdowns and no interceptions, amounting to a passer rating of 133.1.

HIGHEST PASSER RATING IN YEARS 1-2

From 2015–2016, **Marcus Mariota** completed 506 of 821 passes for 6,244 yards, 45 touchdowns and 19 interceptions, compiling a passer rating of 93.8.

Mariota's 93.8 passer rating set a franchise record for a player's first two NFL seasons. Additionally, it ranks sixth in NFL history for a player's first two NFL campaigns (minimum 500 attempts), trailing only **Kurt Warner** (107.9), **Dan Marino** (104.5), **Nick Foles** (101.0), **Russell Wilson** (100.6) and **Ben Roethlisberger** (98.3).

The top all-time NFL passer ratings in a player's first two NFL seasons (minimum 500 attempts):

Player	Seasons	Passer Rating
1. Kurt Warner	1998–1999	107.9
2. Dan Marino	1983–1984	104.5
3. Nick Foles	2012–2013	101.0
4. Russell Wilson	2012–2013	100.6
5. Ben Roethlisberger	2004–2005	98.3
6. Marcus Mariota	2015–2016	93.8

TWO-TD PASSING GAMES IN YEARS 1-2

In **Marcus Mariota's** first two NFL seasons, his 16 games with at least two touchdown passes tied for third all-time in the NFL, matching what **Peyton Manning** and **Russell Wilson** did in their first two campaigns.

Oakland's **Derek Carr** threw for at least two touchdowns 17 times during his first two seasons, second only to **Dan Marino**, whose 22 such games from 1983–1984 are still the benchmark.

Most games in a player's first two NFL seasons with two or more touchdown passes:

Player	Seasons	Games in Years 1-2 with Two or More TD Passes
1. Dan Marino	1983–1984	22
2. Derek Carr	2014–2015	17
3. Marcus Mariota	2015–2016	16
Peyton Manning	1998–1999	16
Russell Wilson	2012–2013	16
6. Andrew Luck	2012–2013	15

100 PASSER RATING, TWO TOUCHDOWNS

At Chicago on Nov. 27, 2016, **Marcus Mariota** recorded his 10th career performance with at least two touchdown passes and a passer rating of at least 100. He became the fourth player in NFL history to record 10 such games in his first two NFL seasons, joining **Dan Marino** (14), **Russell Wilson** (12) and **Kurt Warner** (11).

In Titans/Oilers history, only four other quarterbacks have had 10 games in their entire careers with a 100 passer rating and two touchdown passes: **Steve McNair** (29), **Warren Moon** (26), **George Blanda** (17) and **Dan Pastorini** (10).

Most games in a quarterback's first two NFL seasons with at least two touchdown passes and a 100 passer rating:

Quarterback	Seasons	Team	Games in First 2 Seasons w/ 100+ Passer Rating + 2 TD passes
1. Dan Marino	1983-1984	Miami	14
2. Russell Wilson	2012-2013	Seattle	12
3. Kurt Warner	1998-1999	St. Louis	11
4. Marcus Mariota	2015-2016	Tennessee	10
5. Daunte Culpepper	1999-2000	Minnesota	9
Jeff Garcia	1999-2000	San Francisco	9

2016 PASSING LEADERS IN WEEKS 5-17

Over the final 13 weeks of the 2016 season, **Marcus Mariota** was among the NFL's top passers. In that time period, which began with a road game against the Miami Dolphins (Oct. 9), he completed 196 of 315 passes for 2,501 yards with 22 touchdowns and four interceptions.

Mariota's 105.0 passer rating during that time ranked behind only **Matt Ryan** (113.9), **Tom Brady** (112.2), **Dak Prescott** (107.5) and **Aaron Rodgers** (105.2).

Highest NFL passer rating in Weeks 5-17 of 2016:

Player	Team	Att	Cmp	Pct	Yds	TD	Int	Rating
1. Matt Ryan	Atl	394	272	69.0	3,471	27	5	113.9
2. Tom Brady	NE	432	291	67.4	3,554	28	2	112.2
3. Dak Prescott	Dal	328	222	67.7	2,655	20	4	107.5
4. Aaron Rodgers	GB	516	346	67.1	3,811	33	6	105.2
5. Marcus Mariota	Ten	315	196	62.2	2,501	22	4	105.0
6. Drew Brees	NO	497	355	71.4	3,939	27	12	102.7
7. Kirk Cousins	Was	455	306	67.3	3,745	19	8	99.0
8. Andrew Luck	Ind	379	243	64.1	3,093	23	10	98.8
9. Sam Bradford	Min	457	329	72.0	3,158	16	5	98.0
10. Ryan Tannehill	Mia	251	173	68.9	1,914	13	7	96.9

CONSECUTIVE GAMES W/ TWO TD PASSES

Over an eight-game stretch in 2016, **Marcus Mariota** completed at least two touchdown passes. In doing so, he broke Pro Football Hall of Famer **Warren Moon's** franchise record for the most consecutive games with multiple touchdown passes. Moon set the record in 1987.

Mariota became the second NFL quarterback in his first or second year to record a streak of eight or more games in a season with two or more touchdown passes. The only previous player to accomplish the feat was **Dan Marino** (10) in 1984. Among all NFL players, Mariota's streak of games with multiple touchdown passes was the longest such streak since a nine-game run by **Tom Brady** to start the 2015 campaign.

Besides Mariota and Moon, only one other signal caller for the franchise, **Billy Volek** in 2004, had as many as five consecutive games with multiple touchdown passes with the team.

Most consecutive games with multiple touchdown passes, franchise history:

Player	Season	Games
1. Marcus Mariota	2016	8
2. Warren Moon	1987	6
3. Billy Volek	2004	5

FOUR-TD/ZERO-INT PASSING GAMES

On Nov. 20, 2016 against Green Bay, **Marcus Mariota** completed four touchdown passes without throwing an interception. It was his third such performance.

Already, Mariota's trio of four-touchdown/zero-interception passing performances leads all quarterbacks in franchise history. The previous record of two such games was shared by **George Blanda** and **Warren Moon**.

Most career games with four passing touchdowns and no interceptions, franchise history:

Quarterback	Seasons	Games
1. Marcus Mariota	2015-2016	3
2. George Blanda	1960-1966	2
Warren Moon	1984-1993	2
4. Chris Chandler	1995-1996	1
Steve McNair	1995-2005	1
Billy Volek	2000-2006	1

FOUR-TOUCHDOWN GAMES

On Nov. 13, 2016 against Green Bay, **Marcus Mariota** accounted for four total touchdowns passing and/or rushing for the sixth time in 22 career starts.

In NFL history, no player has recorded more four-touchdown performances in his first 22 NFL games. Former New York Giants quarterback **Charlie Conerly** ranks second with five four-touchdown performances in his first 22 games from 1948-1949.

Quarterbacks with the most four-touchdown performances (passing and rushing) in their first 22 NFL games:

Quarterback	Team	Seasons	Four-Touchdown Games
1. Marcus Mariota	Tennessee	2015-2016	6
2. Charlie Conerly	N.Y. Giants	1948-1949	5

Mariota's career four-touchdown performances:

Date	Opponent	Passing TDs	Rushing TDs
9/13/15	at Tampa Bay	4	0
11/8/15	at New Orleans	4	0
12/6/15	Jacksonville	3	1
10/9/16	at Miami	3	1
11/6/16	at San Diego	3	1
11/13/16	Green Bay	4	0

TD-TO-INT RATIO IN FIRST TWO SEASONS

Marcus Mariota passed for 45 career touchdowns and 19 interceptions from 2015-2016, a ratio that ranks among the best all-time in a player's first two campaigns.

Mariota's average of 2.37 touchdown passes for every interception thrown ranks fourth in league history by quarterbacks who have thrown at least 40 touchdown passes in their first two NFL seasons. The only players ahead of Mariota are **Kurt Warner** (3.15), **Dan Marino** (2.96) and **Russell Wilson** (2.74).

Mariota is the first player in Titans/Oilers history with 40 touchdown passes in his first two NFL seasons. The previous record holder was **Warren Moon** with 27.

Highest touchdown-to-interception ratio in a player's first two NFL seasons, minimum 40 touchdown passes:

Player	Seasons	Team	TD	INT	TD to INT Ratio
1. Kurt Warner	1998-1999	StL	41	13	3.15 to 1
2. Dan Marino	1983-1984	Mia	68	23	2.96 to 1
3. Russell Wilson	2012-2013	Sea	52	19	2.74 to 1
4. Marcus Mariota	2015-2016	Ten	45	19	2.37 to 1
5. Derek Carr	2014-2015	Oak	53	25	2.12 to 1
6. Jeff Garcia	1999-2000	SF	42	21	2.00 to 1
7. Andrew Luck	2012-2013	Ind	46	27	1.70 to 1
8. Andy Dalton	2011-2012	Cin	47	29	1.62 to 1
9. Mark Rypien	1988-1989	Was	40	26	1.54 to 1
10. Jameis Winston	2015-2016	TB	50	33	1.51 to 1

THIRD-DOWN PASSING IN 2016

In 2016, **Marcus Mariota's** 105.9 passer rating on third down ranked sixth in the NFL.

Highest passer rating on third down in 2016 (minimum 50 attempts per 16 team games):

Player	Team	Att	Cmp	Pct	Yds	TD	Int	Rate
1. Tom Brady	NE	123	82	66.7	1,289	11	1	127.7
2. Aaron Rodgers	GB	153	101	66.0	1,391	16	5	116.2
3. Matt Ryan	Atl	125	89	71.2	965	7	0	112.3
4. Ben Roethlisberger	Pit	133	78	58.6	1,141	11	2	108.0
5. Drew Brees	NO	163	110	67.5	1,321	14	5	107.9
6. Marcus Mariota	Ten	142	87	61.3	1,218	11	3	105.9
7. Kirk Cousins	Was	154	94	61.0	1,309	9	4	97.0
8. Dak Prescott	Dal	126	82	65.1	979	6	3	94.6
9. Trevor Siemian	Den	132	76	57.6	993	9	4	91.5
10. Derek Carr	Oak	155	88	56.8	1,075	7	1	90.7

Since 1991, among all Titans/Oilers quarterbacks, only **Steve McNair** in his co-MVP season of 2003 recorded a better passer rating on third down than Mariota this season. McNair was 77-of-118 for 974 yards with 12 touchdowns, two interceptions and a league-best 117.7 passer rating that season.

Highest single-season passer rating on third down for the Titans/Oilers, 1991-2016 (minimum 50 attempts):

Player	Year	Att	Cmp	Pct	Yds	TD	Int	Rate
1. Steve McNair	2003	118	77	65.3	974	12	2	117.7
2. Marcus Mariota	2016	142	87	61.3	1,218	11	3	105.9
3. Vince Young	2010	52	31	59.6	366	5	1	105.1
4. Chris Chandler	1996	87	45	51.7	626	10	2	103.9
Chris Chandler	1995	95	59	62.1	721	9	3	103.9

6,000/600 CLUB

In his first two NFL seasons, **Marcus Mariota** passed for 6,244 yards and rushed for an additional 601 yards. He became the seventh player in NFL history with at least 6,000 passing yards and 600 rushing yards in his first two seasons.

Jeff Garcia became the first quarterback to accomplish the feat in 2000. Since then, six more signal callers matched the feat: **Cam Newton**, **Robert Griffin**, **Russell Wilson**, **Andrew Luck**, **Blake Bortles** and **Mariota**.

Players in NFL history with 6,000 passing yards and 600 rushing yards in their first two NFL seasons:

Player	Seasons	Team	Passing Yards	Rushing Yards
Marcus Mariota	2015–2016	Tennessee	6,244	601
Blake Bortles	2014–2015	Jacksonville	7,336	729
Andrew Luck	2012–2013	Indianapolis	8,196	632
Russell Wilson	2012–2013	Seattle	6,475	1,028
Robert Griffin	2012–2013	Washington	6,403	1,304
Cam Newton	2011–2012	Carolina	7,920	1,447
Jeff Garcia	1999–2000	San Francisco	6,822	645

RED ZONE PASSING

Since he entered the NFL in 2015, Titans quarterback **Marcus Mariota** has been one of the NFL's most efficient quarterbacks in the red zone. During that time, Mariota has completed 33 touchdown passes without throwing an interception inside the opponents' 20-yard line.

Highest red zone passer rating from 2015–2017 (from the opponents' 1-19 yard lines; minimum 27 attempts):

Player	Att	Cmp	Pct	Yds	TD	Int	Rate
1. Blaine Gabbert	44	27	61.4	198	10	0	111.6
2. Marcus Mariota	105	64	61.0	475	33	0	111.3
3. Andrew Luck	102	67	65.7	412	31	1	109.2
4. Tom Brady	161	104	64.6	739	51	4	104.3
5. Matthew Stafford	167	106	63.5	685	48	3	104.2
6. Drew Brees	196	131	66.8	790	52	5	103.5
7. Jared Goff	27	18	66.7	127	9	1	101.4
8. Brian Hoyer	89	47	52.8	334	21	0	101.3
9. Colin Kaepernick	69	35	50.7	282	16	0	101.0
10. Josh McCown	66	35	53.0	214	14	0	99.4

In 2016, **Marcus Mariota's** 113.5 passer rating in the red zone (from the opponents' 1-19 yard lines) tied for third in the NFL. He had 18 touchdowns without an interception in the red zone.

Highest red zone passer rating in 2016 (from the opponents' 1-19 yard lines):

Player	Team	Att	Cmp	Yds	TD	Int	Rate
1. Ryan Tannehill	Mia	44	30	224	11	0	119.7
2. Colin Kaepernick	SF	32	19	185	13	0	115.2
3. Andrew Luck	Ind	66	44	258	20	0	113.5
Marcus Mariota	Ten	54	34	251	18	0	113.5
5. Tom Brady	NE	62	43	288	20	1	112.1
6. Tyrod Taylor	Buf	50	30	240	11	0	111.7
7. Sam Bradford	Min	74	50	309	14	1	109.7
8. Matt Ryan	Atl	94	62	374	23	1	108.8
9. Aaron Rodgers	GB	105	64	382	31	0	107.6
10. Andy Dalton	Cin	67	37	267	13	0	104.3

As a rookie in 2015, Mariota's 116.1 passer rating in the red zone ranked third in the NFL behind **Blaine Gabbert's** 120.5 and **Matthew Stafford's** 118.0. Since at least 1991 (statistic not tracked prior to then), Mariota finished with the highest single-season passer rating by a Titans quarterback, topping the previous benchmark of 110.5 by **Ryan Fitzpatrick** in 2013 (25-41, 177 yards, eight touchdowns, zero interceptions).



FRANCHISE SINGLE-GAME PASSER RATINGS

Against the Packers on Nov. 13, 2016, **Marcus Mariota** completed 19 of 26 passes for 295 yards with four touchdowns and no interceptions. His passer rating for the game was 149.8.

Among all games in franchise history, Mariota's passer rating against the Packers ranks second. The only one that tops it is a perfect 158.3 by **Chris Chandler** against the Cincinnati Bengals on Sept. 24, 1995.

Mariota already owns two of the franchise's three best single-game passer ratings and 25 percent of the team's 16 best performances. His 148.1 passer rating against the Jacksonville Jaguars on Oct. 27 is third on the list. Additionally, his 135.7 passer rating at the New Orleans Saints as a rookie (Nov. 8) is 12th, and his 132.6 passer rating against the Cleveland Browns on Oct. 16, 2016 is 16th on the list.

In his NFL debut at Tampa Bay on Sept. 13, 2015, Mariota had a perfect 158.3 passer rating. However, his 15 attempts fell short of the 20 attempts required to qualify in the NFL's official record books.

Top single-game passer ratings in franchise history (minimum 20 attempts):

Player	Date	Opp	Att	Cmp	Yds	TD	Int	Rate
1. Chris Chandler	09/24/95	Cin	26	23	352	4	0	158.3
2. Marcus Mariota	11/13/16	GB	26	19	295	4	0	149.8
3. Marcus Mariota	10/27/16	Jax	22	18	270	2	0	148.1
4. Steve McNair	10/12/03	Hou	27	18	421	3	0	146.8
5. Warren Moon	11/18/90	Cle	32	24	322	5	0	146.1
6. Warren Moon	11/26/90	Buf	22	16	300	2	0	145.1
7. Chris Chandler	11/26/95	Den	26	18	280	3	0	143.1
8. Warren Moon	10/01/89	Mia	23	19	254	2	0	141.7
9. Warren Moon	11/15/87	Pit	22	16	239	2	0	138.3
10. Chris Chandler	09/08/96	Jac	22	14	226	3	0	137.5
11. Steve McNair	12/26/99	Jac	33	23	291	5	0	136.5
12. Marcus Mariota	11/08/15	NO	39	28	371	4	0	135.7
13. Warren Moon	11/14/93	Cin	31	23	225	4	0	133.7
14. Steve McNair	10/18/98	Cin	21	16	277	1	0	133.5
15. George Blanda	11/19/61	NYT	32	20	418	7	1	132.8
16. Marcus Mariota	10/16/16	Cle	24	17	284	3	1	132.6

MARIOTA ON THE ROAD

Marcus Mariota's passer rating in road games since the beginning of the 2015 campaign ranks near the top of the NFL. He recorded a 92.0 road passer rating in 2016.

Highest passer rating in road games from 2015-17 (minimum 134 attempts):

Player	Games	Att	Cmp	Yds	TD	Int	Rate
1. Tom Brady	16	582	380	4,678	37	3	109.0
2. Andy Dalton	15	524	341	4,063	25	6	99.8
3. Matt Ryan	18	650	431	5,214	31	11	99.6
4. Alex Smith	18	577	388	4,270	22	4	98.8
5. Dak Prescott	9	261	169	1,929	14	5	96.7
6. Marcus Mariota	15	446	275	3,361	24	7	96.3
7. Aaron Rodgers	17	621	390	4,287	34	8	96.1
8. Kirk Cousins	17	624	417	4,714	27	13	95.0
9. Derek Carr	17	602	368	4,118	32	7	94.4
10. Drew Brees	17	706	483	4,969	30	14	94.3

Marcus Mariota's 105.3 passer rating on the road in 2015 ranked fourth in the NFL behind Josh McCown's 110.4, Russell Wilson's 107.7 and Andy Dalton's 107.2.

Highest passer rating in road games in 2015 (minimum 100 attempts):

Player	Team	Att	Cmp	Yds	TD	Int	Rate
1. Josh McCown	Cle	132	99	1,132	4	0	110.4
2. Russell Wilson	Sea	235	166	1,878	17	6	107.7
3. Andy Dalton	Cin	195	126	1,661	13	3	107.2
4. Marcus Mariota	Ten	171	108	1,374	10	1	105.3
5. Carson Palmer	Ari	280	179	2,405	18	5	105.1

Mariota's 105.3 passer rating on the road in 2015 was the best in franchise annals. Previously, Chris Chandler posted the top passer rating on the road with a 102.2 rating in 1995.

Highest single-season passer rating in road games in franchise history (minimum 100 attempts):

Player	Year	Att	Cmp	Yds	TD	Int	Rate
1. Marcus Mariota	2015	171	108	1374	10	1	105.3
2. Chris Chandler	1995	177	119	1314	12	4	102.2
3. Warren Moon	1992	167	114	1245	10	4	100.0
4. Chris Chandler	1996	130	78	945	10	4	95.2
5. Steve McNair	2003	216	133	1671	12	5	94.5



MARCUS MARIOTA'S STARTING RECORD WHEN ...

Record When Mariota	2015	2016	2017	Career
Starts at quarterback	3-9	8-7	2-1	13-17
Starts vs. division opponents	1-2	1-4	1-0	3-6
Passes for 300 or more yards	1-1	0-1	0-0	1-2
Completes 1 or more TD passes	3-4	6-5	2-0	11-9
Completes 2 or more TD passes	3-3	6-4	1-0	10-7
Completes 3 or more TD passes	3-1	3-1	0-0	6-2
Starts and passes for no INTs	2-3	5-3	1-1	8-7
Completes 70.0% of his passes	2-0	4-0	0-0	6-0
Has a passer rating of 80.0+	3-3	6-4	1-0	10-7
Has a passer rating of 90.0+	3-1	6-2	1-0	10-3
Has a passer rating of 100.0+	3-0	6-1	1-0	10-1
Sacked 0 times	1-0	3-1	1-0	5-1
Rushes for 1 or more TDs	1-1	1-1	0-1	2-3
Rushes for 2 or more TDs	0-0	0-0	0-0	0-0
Rushes and Passes for 1 TD	1-0	1-1	0-0	2-1

TD PASSES BEFORE AGE 23

Marcus Mariota celebrated his 23rd birthday on Oct. 30, 2016. Prior to that, his NFL totals included 33 touchdown passes—19 as a rookie and 14 through the first eight games of 2016.

In NFL history, only four quarterbacks have completed more touchdown passes before their 23rd birthday than Mariota: New England's Drew Bledsoe, Minnesota's Fran Tarkenton, Tampa Bay's Josh Freeman and Tampa Bay's Jameis Winston.

Most touchdown passes in NFL history before a player's 23rd birthday:

Player	Seasons	Team	TD Passes
1. Jameis Winston	2015–2016	Tampa Bay	50
2. Drew Bledsoe	1993–1994	New England	40
Fran Tarkenton	1961–1962	Minnesota	40
4. Josh Freeman	2009–2010	Tampa Bay	35
5. Marcus Mariota	2015–2016	Tennessee	33
6. Dan Marino	1983–1984	Miami	27
7. Peyton Manning	1998–1998	Indianapolis	26
8. Cam Newton	2011–2011	Carolina	21
9. Teddy Bridgewater	2014–2015	Minnesota	20
Robert Griffin	2012–2012	Washington	20
Bernie Kosar	1985–1986	Cleveland	20

SINGLE-GAME ROOKIE PASSING YARDS

On Nov. 8, 2015, Marcus Mariota broke his own franchise rookie record with 371 passing yards at the New Orleans Saints.

Mariota initially set the record on Sept. 27 against Indianapolis with 367 passing yards. He broke Zach Mettenberger's record of 345 passing yards at the Philadelphia Eagles on Nov. 23, 2014.

As a rookie in 2014, Mettenberger broke Jacky Lee's longstanding record of 331 yards at the Boston Patriots on Nov. 25, 1960.

Most single-game passing yards by a rookie, franchise history:

Player	Date/Opponent	Passing Yards
1. Marcus Mariota	11/8/15 at New Orleans	371
2. Marcus Mariota	9/27/15 vs. Indianapolis	367
3. Zach Mettenberger	11/23/14 at Philadelphia	345
4. Jacky Lee	11/25/60 at Boston	331
5. Zach Mettenberger	10/26/14 vs. Houston	299
6. Jake Locker	12/11/11 vs. New Orleans	282
7. Jacky Lee	11/20/60 vs. Denver	281
8. Marcus Mariota	12/13/15 at N.Y. Jets	274
9. Marcus Mariota	12/6/15 vs. Jacksonville	268
10. Brent Pease	10/4/87 at Denver	260
Dan Pastorini	11/7/71 at New England	260

ROOKIE ACCURACY

In 2015, Titans quarterback **Marcus Mariota** posted one of the highest completion percentages in NFL history among rookie quarterbacks. His completion percentage of 62.2 was the fifth best all-time among rookies.

Mariota's completion percentage would shatter the franchise's rookie record. Until Mariota, **Vince Young's** completion percentage of 51.5 in 2006 was the best among rookie qualifiers in team annals.

Highest completion percentage among rookie quarterbacks in NFL history (through 2015; minimum 14 passes per team game, or 224 attempts per 16 games):

Quarterback	Year	Team	Comp	Att	Pct
1. Ben Roethlisberger	2004	Pittsburgh	196	295	66.4
2. Robert Griffin III	2012	Washington	258	393	65.7
3. Teddy Bridgewater	2014	Minnesota	259	402	64.4
4. Russell Wilson	2012	Seattle	252	393	64.1
5. Marcus Mariota	2015	Tennessee	227	364	62.2
6. Matt Ryan	2008	Atlanta	265	434	61.1
7. Carson Palmer	2004	Cincinnati	263	432	60.9
8. Nick Foles	2012	Philadelphia	161	265	60.8
9. Joe Flacco	2008	Baltimore	257	428	60.1
10. Sam Bradford	2010	St. Louis	354	590	60.0

2015 PASSING AVERAGE LEADERS

Marcus Mariota's 7.62 average yards per passing attempt in 2015 ranked 10th in the NFL among all NFL quarterbacks.

NFL leaders in yards per passing attempt in 2015:

Player	Team	Att	Yds	Yds/Att
1. Carson Palmer	Ari	537	4,671	8.70
2. Andy Dalton	Cin	386	3,250	8.42
3. Ben Roethlisberger	Pit	469	3,938	8.40
4. Russell Wilson	Sea	483	4,024	8.33
5. Tyrod Taylor	Buf	380	3,035	7.99
6. Drew Brees	NO	627	4,870	7.77
7. Cam Newton	Car	495	3,837	7.75
8. Kirk Cousins	Was	543	4,166	7.67
9. Tom Brady	NE	624	4,770	7.64
10. Marcus Mariota	Ten	370	2,818	7.62

ROOKIE QB'S WITH 3 TD PASSES 4 TIMES

Marcus Mariota completed three or more touchdown passes on four different occasions during his rookie season. He joined **Peyton Manning** (four in 1998) as the only rookies to accomplish the feat.

Most games as a rookie with three or more touchdown passes, NFL history (through 2015):

Player	Season	Games with 3+ TD Passes
Marcus Mariota	2015	4
Peyton Manning	1998	4

Marcus Mariota's three-touchdown games:

Date	Opponent	TD Passes
Sept. 13, 2015	at Tampa Bay	4
Nov. 8, 2015	at New Orleans	4
Nov. 29, 2015	Oakland	3
Dec. 6, 2015	Jacksonville	3

RUSH TO THE RECORD BOOKS

On Dec. 6 against Jacksonville, **Marcus Mariota** rushed for an 87-yard touchdown against Jacksonville and finished the game with 112 rushing yards on nine attempts.

The 87-yard run was the longest run in franchise history by a quarterback and the fifth-longest run overall for the team, behind three rushes by running back **Chris Johnson** (94, 91 and 89 yards) and one rush by running back **Sid Blanks** (91).

Steve McNair previously recorded the longest run in franchise history by a quarterback with a 71-yard attempt in 1998 (Nov. 8 at Tampa Bay).

Longest rushing attempts in franchise history:

Player	Date	Opp	Rush
1. Chris Johnson	12/17/12	New York Jets	94t
2. Chris Johnson	9/20/09	Houston	91t
Sid Blanks	12/13/64	New York Jets	91t
4. Chris Johnson	11/1/09	Jacksonville	89t
5. Marcus Mariota (QB)	12/6/15	Jacksonville	87t
5. Chris Johnson	11/29/09	Arizona	85t
6. Chris Johnson	10/21/12	at Buffalo	83t
7. Earl Campbell	11/20/78	Miami	81t
8. Chris Johnson	11/4/12	Chicago	80t
LenDale White	10/19/08	at Kansas City	80t
Larry Moriarty	9/11/83	at L.A. Raiders	80

Since 1960, only two quarterbacks have recorded a run longer than Mariota's 87-yarder. Oakland's **Terrelle Pryor** set the NFL quarterback record with 93-yard touchdown run for the Oakland Raiders in 2013 (Oct. 27 against Pittsburgh), and most recently San Francisco's **Colin Kaepernick** had a 90-yard touchdown run in 2014 at the San Diego Chargers (Dec. 20).

Longest rushing attempts since 1960 history among NFL quarterbacks:

Player	Date	Date/Opp	Rush
1. Terrelle Pryor	Oak	10/27/13 vs. Pit	93
2. Colin Kaepernick	SF	12/20/14 at SD	90
3. Marcus Mariota	Ten	11/6/15 vs. Jax	87

Mariota's 112 rushing yards against the Jaguars set a new single-game record among Titans/Oilers quarterbacks, topping the record of 95 yards held by **Steve McNair** (Nov. 8, 1998 at Tampa Bay).

Most single-game rushing yards by a quarterback in franchise history:

Player	Date	Opp	Rush Yds
1. Marcus Mariota	12/6/15	Jacksonville	112
2. Steve McNair	11/8/98	at Tampa Bay	95
3. Steve McNair	12/21/97	Pittsburgh	90
4. Vince Young	12/10/06	at Houston	86
5. Steve McNair	12/13/98	at Jacksonville	81



TITANS TIDBITS: MARCUS MARIOTA

➤ In 2016, Mariota launched his Motiv8 Foundation, which serves the communities of Middle Tennessee, Eugene and Honolulu. The Foundation was a major sponsor in the inaugural Polynesian Bowl. The game featured the top players in the nation including 15 of the top 16 Polynesian players in the ESPN 300. The non-profit also participated with First Hawaii Bank's bobble head charity fundraiser that netted the Motiv8 Foundation \$115,000 for local programs in Hawaii. The Foundation held its inaugural golf tournament at Oahu Country Club raising money for local programs and sold out in just four days. The Foundation also held its inaugural golf tournament in Oregon at the Springfield Golf Club with all monies raised going to programs in Oregon.

➤ He is the oldest son of Toa and Alana Mariota. His younger brother, Matthew, is a tight end at Oregon.

➤ Mariota credits much of his athletic success to playing soccer in his youth. By the time he was eight years old, he was wearing a soccer jersey with the number 8, and he has kept the jersey number ever since then.

➤ During his time in Eugene, Ore., Mariota became a fixture at the Boys and Girls Club of Emerald Valley, spending time on a weekly basis with kids at the center. For his efforts in the community, he was awarded with the inaugural Play It Forward Award at the 63rd Annual Oregon Sports Awards in June 2015.

2015 FIRST-DOWN PERCENTAGE LEADERS

Marcus Mariota attempted 370 passes as a rookie in 2015, and 142 of his attempts resulted in Titans first downs. His first-down rate of 38.4 percent ranked fourth in the NFL behind only Carson Palmer (43.0), Cam Newton (39.4) and Russell Wilson (38.7).

Highest percentage of passes resulting in first downs in 2015 (minimum 224 attempts):

Player	Team	Att	Cmp	1st	1st%
1. Carson Palmer	Ari	537	342	231	43.0
2. Cam Newton	Car	495	296	195	39.4
3. Russell Wilson	Sea	483	329	187	38.7
4. Marcus Mariota	Ten	370	230	142	38.4
5. Andy Dalton	Cin	386	255	147	38.1
6. Matthew Stafford	Det	592	398	223	37.7
7. Jameis Winston	TB	535	312	201	37.6
8. Kirk Cousins	Was	543	379	204	37.6
9. Matt Ryan	Atl	614	407	229	37.3
10. Ben Roethlisberger	Pit	469	319	174	37.1

Since 1991, the highest percentage of passes for first downs recorded by a Titans quarterback is 41.0, set by Steve McNair in his 2003 MVP season. Mariota's 38.4 first-down percentage ranks second for the franchise in that time period.

Highest percentage of passes resulting in first downs for the Titans/Oilers, 1991-2015 (minimum 224 attempts):

Player	Team	Att	Cmp	1st	1st%
1. Steve McNair	2003	400	250	164	41.0
2. Marcus Mariota	2015	370	230	142	38.4
3. Warren Moon	1992	346	224	132	38.2
4. Cody Carlson	1992	227	149	85	37.4
5. Vince Young	2007	382	238	141	36.9
6. Steve McNair	2001	431	264	159	36.9
7. Steve McNair	2002	492	301	178	36.2
8. Steve McNair	2000	396	248	141	35.6
9. Warren Moon	1991	655	404	231	35.3
10. Vince Young	2009	259	152	91	35.1

SINGLE-SEASON ROOKIE RECORDS

In 2015, Marcus Mariota broke virtually every rookie passing record for the franchise, completing 230 of 370 passes for 2,818 yards, 19 touchdowns and 10 interceptions.

Most passing attempts in a season by a rookie, franchise history:

Rookie QB	Season	Pass Attempts
1. Marcus Mariota	2015	370
2. Vince Young	2006	357
3. Dan Pastorini	1971	270
4. Zach Mettenberger	2014	179
5. Brent Pease*	1987	113
6. Steve McNair	1995	80
7. Jacky Lee	1960	77

Most completions in a season by a rookie, franchise history:

Rookie QB	Season	Completions
1. Marcus Mariota	2015	230
2. Vince Young	2006	184
3. Dan Pastorini	1971	127
4. Zach Mettenberger	2014	107
5. Brent Pease*	1987	56
6. Jacky Lee	1960	41
Steve McNair	1995	41

Most passing yards in a season by a rookie, franchise history:

Rookie QB	Season	Passing Yards
1. Marcus Mariota	2015	2,818
2. Vince Young	2006	2,199
3. Dan Pastorini	1971	1,702
4. Zach Mettenberger	2014	1,412
5. Jacky Lee	1960	842
6. Brent Pease*	1987	728
7. Steve McNair	1995	569

Most passing touchdowns in a season by a rookie, franchise history:

Rookie QB	Season	Passing TDs
1. Marcus Mariota	2015	19
2. Vince Young	2006	12
3. Zach Mettenberger	2014	8
4. Dan Pastorini	1971	7
5. Jacky Lee	1960	5
6. Steve McNair	1995	3
Brent Pease*	1987	3

Highest passer rating in a season by a rookie, franchise history (minimum 100 attempts):

Rookie QB	Season	Passer Rating
1. Marcus Mariota	2015	91.5
2. Zach Mettenberger	2014	83.4
3. Vince Young	2006	66.7
4. Brent Pease*	1987	60.6
5. Dan Pastorini	1971	43.8


Highest completion percentage in a season by a rookie, franchise history (minimum 100 attempts):

Rookie QB	Season	Passer Rating
1. Marcus Mariota	2015	62.2
2. Zach Mettenberger	2014	59.8
3. Vince Young	2006	51.5
4. Brent Pease*	1987	49.6
5. Dan Pastorini	1971	47.0

* Replacement player during strike

#16 • QB MATT CASSEL

[CLICK FOR COMPLETE BIO \(PDF\)](#)



Quarterback **Matt Cassel** (6-4, 228) is in his 13th NFL season and his second campaign with the Titans. He was signed during the 2016 offseason to give the team an experienced, veteran leader to back up starting quarterback **Marcus Mariota**.

In his first season with the Titans, Cassel appeared in four total games, including a win as the starter in the season final versus Houston (Jan. 1). He completed 30 of 51 passes for 284 yards, two touchdowns and two interceptions during the year.

Cassel spent 11 previous seasons with the New England Patriots, Kansas City Chiefs, Minnesota Vikings, Buffalo Bills and Dallas Cowboys. His career totals prior to arriving in Tennessee included 17,003 passing yards, 101 touchdown passes, 77 interceptions and a passer rating of 79.3.

In 2015, Cassel played for the Buffalo Bills and the Dallas Cowboys. With the Cowboys, he started seven games and completed 119 of 204 passes for 1,276 yards, five touchdowns and seven interceptions.

Cassel began his NFL career in 2005 as a seventh-round draft pick of the Patriots. He spent four seasons there, including 2008, when he went 10-5 as a starter after **Tom Brady** suffered a season-ending knee injury in the opener. He passed for 3,693 yards and 21 touchdowns.

In 2009, he was traded to Kansas City, where he would spend the next four seasons. In 2010, he was named to the Pro Bowl after setting career highs with 27 touchdown passes and a 93.0 passer rating as the starting quarterback for the Chiefs. He helped guide the Chiefs to the AFC West title.

Cassel went to Minnesota in 2013 and started a total of nine contests with the Vikings over two years. The Vikings traded him to Buffalo in March 2015, and then the Bills dealt him to the Cowboys in September.

A native of Northridge, Calif., Cassel played in 25 career games at Southern Cal as a backup to Heisman Trophy winners **Carson Palmer** and **Matt Leinart**. While he was there, the Trojans won back-to-back national titles in 2003 and 2004.

2017 Preseason Highlights:

➤ Played in three preseason games with one start and completed 15 of 24 passes for 185 yards (86.3 passer rating).

Cassel's Career Regular Season Passing Statistics:

Year	Team	G/S	Att	Cmp	Pct	Yds	TD	Int	Lg	Sack	Rate
2005	NE	2/0	24	13	54.2	183	2	1	36	1	89.4
2006	NE	6/0	8	5	62.5	32	0	0	10	3	70.8
2007	NE	6/0	7	4	57.1	38	0	1	21	0	32.7
2008	NE	16/15	516	327	63.4	3,693	21	11	76t	47	89.4
2009	KC	15/15	493	271	55.0	2,924	16	16	61	42	69.9
2010	KC	15/15	450	262	58.2	3,116	27	7	75t	26	93.0
2011	KC	9/9	269	160	59.5	1,713	10	9	52t	22	76.6
2012	KC	9/8	277	161	58.1	1,796	6	12	46	19	66.7
2013	Min	9/6	254	153	60.2	1,807	11	9	79t	16	81.6
2014	Min	3/3	71	41	57.7	425	3	4	28	6	65.8
2015	Buf/Dal	9/8	204	119	58.3	1,276	5	7	51	14	70.6
2016	Ten	4/1	51	30	58.8	284	2	2	50	5	71.0
2017	Ten	0/0	0	0	-	0	0	0	-	0	-
Totals		103/80	2,624	1,546	58.9	17,287	103	79	79t	201	79.2

Cassel's Regular Season Single-Game Highs:

Attempts - 53 at Denver (11/14/10)
Completions - 33 at Denver (11/14/10)
Passing Yards - 469 at Denver (11/14/10)
Touchdown Passes - 4 (Four times, last at Indianapolis 10/9/11)
Long Completion - 79t at Baltimore (12/8/13)
Passer Rating - 144.0 vs. Jacksonville (10/24/10)




RUNNING BACKS & FULLBACKS

No.	Name	Ht	Wt	Exp	College
32	Fluellen, David	5-11	224	1	Toledo
45	Fowler, Jalston (FB)	5-11	254	3	Alabama
22	Henry, Derrick	6-3	247	2	Alabama
38	Judd, Akeem (IR)	5-10	225	R	Mississippi
29	Murray, DeMarco	6-1	220	7	Oklahoma

#45 • FB JALSTON FOWLER

[CLICK FOR COMPLETE BIO \(PDF\)](#)



Fullback **Jalston "Nudie" Fowler** is in his third NFL season. He was selected by the Titans in the fourth round of the 2015 NFL Draft.

In 2016, Fowler appeared in all 16 games for the second consecutive season and totaled seven starts. While tallying one carry for three yards and one reception for 14 yards, his lead blocking helped the Titans finish third in the NFL in rushing offense (136.7 yards per game) and helped **DeMarco Murray** (1,287 yards) finish third in the NFL in individual rushing. He was a Pro Bowl alternate.

As a rookie, Fowler played in all 16 games. He rushed seven times for 13 yards and a touchdown and added five receptions for 44 yards and a score. He also played an integral role on special teams, contributing five tackles and a forced fumble.

The 5-foot-11-inch, 254-pound rookie served as a fullback, running back, H-back, tight end and on special teams during his time with the Crimson Tide. He played in 53 career games from 2010–2014 and was a member of national championship teams in 2011 and 2012.

Fowler's career totals at Alabama included 113 carries for 738 yards and five touchdowns. He also caught 19 passes for 150 yards with seven touchdown receptions.

In 2014, he played in 14 games and set a career high with five starts. He rushed for 69 yards on 12 attempts and caught 11 passes for 119 yards and a pair of scores.

A native of Mobile, Ala., Fowler is called "Nudie" by family, friends and teammates. His father gave the nickname to him as a baby.

2017 Highlights:

➤ **At Jacksonville (9/17)**, scored on a three-yard rushing attempt in the fourth quarter, giving him his second career rushing touchdown.
 ➤ **Against Seattle (9/24)**, helped the Titans total 195 rushing yards and threw a key block on DeMarco Murray's 75-yard touchdown run.

Fowler's Career Regular Season Statistics:

Year	GP	GS	Att	Yds	Avg	Lg	TD	Rec	Yds	Avg	Lg	TD
2015	16	0	7	13	1.9	3	1	5	44	8.8	19	1
2016	16	7	1	3	3.0	3	0	1	14	14.0	14	0
2017	3	1	1	3	3.0	3t	1	0	0	-	-	0
Totals	35	7	9	19	2.1	3	2	6	58	9.7	19	1

Fowler's Single-Game Highs:

Rushing Attempts - 4 vs. Indianapolis (9/27/15)
Rushing Yards - 9 vs. Indianapolis (9/27/15)
Long Rush - 3 (Four times, last at Jacksonville, 9/17/17)
Rushing Touchdown - 1 (Two times, last at Jacksonville, 9/17/17)
Receptions - 1 (Six times, last vs. Oakland 9/25/16)
Receiving Yards - 19 at Cleveland (9/20/15)
Long Reception - 19 at Cleveland (9/20/15)
Receiving Touchdown - 1 vs. Oakland (11/29/15)

#22 • RB DERRICK HENRY

[CLICK FOR COMPLETE BIO \(PDF\)](#)



Running back **Derrick Henry** (6-3, 247) is in his second NFL season. He was selected by the Titans with the 45th overall pick in the second round of the 2016 NFL Draft.

As a rookie, Henry played in 15 games with one start, sharing time in the backfield with **DeMarco Murray**. He carried the ball 110 times for 490 yards and five touchdowns and added 137 yards on 13 receptions. Henry became the third rookie for the franchise in the "Titans era" to score at least five touchdowns in a season, joining **Vince Young** (seven rushing touchdowns in 2006) and **Chris Johnson** (nine rushing and one receiving in 2008).

The Heisman Trophy winner played three seasons (2013–2015) at the University of Alabama, where he set numerous school and SEC records while leading his team to a National Championship in 2015.

Henry played in 39 games and totaled 602 carries for 3,591 yards and 42 rushing touchdowns and added 285 yards on 17 career receptions with three receiving scores. During Alabama's victory over Clemson in the 2016 College Football Playoff National Championship, he broke **Shaun Alexander's** record for most career rushing yards in Alabama history.

In his final collegiate season, Henry rushed for an Alabama and Southeastern Conference record 2,219 yards, which led the nation and ranked fifth in FBS history. He recorded 100-yard rushing games 10 times and had four 200-yard games during the season. His 28 rushing touchdowns were a national best and an SEC record, snapping **Tim Tebow** and **Tre Mason's** old mark of 23. In addition to the Heisman, he also won the Doak Walker Award, Walter Camp Award and Maxwell Award, among a multitude of other honors.

Henry is a native of Yulee, Fla.

2017 Highlights:

- **Against Oakland (9/10)**, rushed for 25 yards on six carries.
- **At Jacksonville (9/17)**, set a career high and led the Titans with 92 rushing yards on a team-high 14 carries. He accumulated all but five of his rushing yards in the second half. In the third quarter, he rumbled 17 yards for his first touchdown of the season and his sixth career rushing touchdown.
- **Against Seattle (9/24)**, recorded a 25-yard rushing attempt in the third quarter, giving him his longest career run. His previous long was a 22-yarder at Miami on Oct. 9, 2016. He totaled 13 carries for 54 yards in the contest.

Henry's Career Regular Season Statistics:

Year	GP	GS	Att	Yds	Avg	Lg	TD	Rec	Yds	Avg	Lg	TD
2016	15	1	110	490	4.5	22	5	13	137	10.5	29	0
2017	3	0	33	171	5.2	25	1	1	10	10.0	10	0
Totals	18	2	143	661	4.6	25	6	14	147	10.5	29	0

Henry's Regular Season Single-Game Highs:

- Rushing Attempts** - 16 vs. Jacksonville (10/27/16)
- Rushing Yards** - 92 at Jacksonville (9/17/17)
- Long Rush** - 22 at Miami (10/9/16)
- Rushing Touchdowns** - 2 at Kansas City (12/18/16)
- Receptions** - 4 vs. Jacksonville (10/27/16)
- Receiving Yards** - 41 vs. Minnesota (9/11/16)
- Long Reception** - 29 vs. Minnesota (9/11/16)
- Receiving Touchdowns** - None



#29 • RB DEMARCO MURRAY

[CLICK FOR COMPLETE BIO \(PDF\)](#)



Running back **DeMarco Murray** (6-1, 220) is in his seventh NFL season and his second campaign with the Titans. He was acquired in a trade with the Philadelphia Eagles on March 9, 2016.

From the start of the 2014 season through the conclusion of 2016, Murray's 3,834 rushing yards (878 carries) were more than any other NFL player.

In his first year in Tennessee, Murray started all 16 contests for the second time in his career. He led the team with 293 carries for 1,287 yards and nine touchdowns. He paced the AFC in rushing, and the only NFL players with more rushing yards than Murray were **Ezekiel Elliott** of the Dallas Cowboys (1,631) and **Jordan Howard** (1,313) of the Chicago Bears. Murray's total was the highest by a member of the Titans since 2010 (1,364 by **Chris Johnson**). He was rewarded with his third career invitation to the Pro Bowl.

Murray also played a key role in the passing game in 2016. His 53 receptions ranked third on the team, and he totaled 377 yards and a career-high three touchdowns as a pass catcher.

A former third-round draft choice of Dallas in 2011, Murray spent his first four seasons with the Cowboys before joining the Philadelphia Eagles for the 2015 campaign. He totaled 5,228 rushing yards in 68 career games prior to his arrival in Tennessee.

In his only season with the Eagles, Murray played in 15 games and totaled 702 rushing yards and six touchdowns.

During his four years in Dallas, he rushed for 4,526 yards in 53 games in the regular season. He was named to the Pro Bowl following the 2013 and 2014 campaigns.

In 2014, Murray earned NFL Offensive Player of the Year honors after leading the league and setting Cowboys franchise records with 1,845 rushing yards and 2,261 scrimmage yards. His 1,845 yards were 484 more than the next closest rusher, Pittsburgh's **Le'Veon Bell**.

Additionally, he set several other franchise records, besting marks set by **Emmitt Smith** or **Tony Dorsett**, including highest rushing total in a game (253 vs. St. Louis in 2011), most 100-yard games in a season (12 in 2014) and most consecutive 100-yard games (8 in 2014).

A native of Las Vegas, Nev., Murray finished his University of Oklahoma career as the school's career all-purpose yardage leader (6,718) and also set the Sooners records for career touchdowns (65) and career receiving yards by a running back (1,571).

2017 Highlights:

- **Against Oakland (9/10)**, led the team with 44 rushing yards on 12 carries and added two receptions for 16 yards. He picked up 21 yards on a carry in the third quarter.
- **At Jacksonville (9/17)**, recorded nine carries for 25 yards and one reception for three yards.
- **Against Seattle (9/24)**, finished with 14 carries for 115 yards and a touchdown. It was his 27th career 100-yard rushing game (including one playoff game) and his sixth with the Titans. His 75-yard touchdown run in the third quarter tied for his second-longest career run behind only a 91-yarder as a member of the Dallas Cowboys against the St. Louis Rams on Oct. 23, 2011. He also had a 75-yard touchdown run with the Titans against the Green Bay Packers on Nov. 13, 2016. His 75-yard run against the Seahawks was the longest rushing attempt against the Seahawks since Sept. 20, 2009.

Murray's Career Regular Season Rushing and Receiving Statistics (2011-14 with Dallas; 2015 with Philadelphia):

Year	GP	GS	Att	Yds	Avg	Lg	TD	Rec	Yds	Avg	Lg	TD
2011	13	7	164	897	5.5	91t	2	26	183	7.0	18	0
2012	10	10	161	663	4.1	48	4	35	251	7.2	22	0
2013	14	14	217	1,121	5.2	43	9	53	350	6.6	22	1
2014	16	16	392	1,845	4.7	51	13	57	416	7.3	34	0
2015	15	8	193	702	3.6	54t	6	44	322	7.3	44	1
2016	16	16	293	1,287	4.4	75t	9	53	377	7.1	35	3
2017	3	3	35	184	5.3	75t	1	4	24	6.0	12	0
Totals	87	74	1,455	6,699	4.6	91t	44	272	1,923	7.1	44	5

Murray's Regular Season Single-Game Highs:
Rushing Attempts - 32 at Chicago (12/4/14)
Rushing Yards - 253 vs. St. Louis (10/23/11)
Long Rush - 91t vs. St. Louis (10/23/11)
Rushing Touchdowns - 3 vs. Oakland (11/28/13)
Receptions - 9 at Chicago (12/4/14)
Receiving Yards - 80 vs. Washington (10/27/14)
Long Reception - 44 at Dallas (11/8/15)
Receiving Touchdowns - 2 vs. Minnesota (9/11/16)

2014-2017 RUSHING LEADERS

Since the start of the 2014 season, no NFL player has rushed for more total yards than **DeMarco Murray**.

Most total rushing yards from 2014–2017:

Player	Att	Yds	Avg	Lg	TD
1. DeMarco Murray	913	4,018	4.40	75t	29
2. LeSean McCoy	797	3,621	4.54	75t	21
3. Le'Veon Bell	716	3,365	4.70	81	19
4. Frank Gore	827	3,243	3.92	52t	16
5. Lamar Miller	727	3,226	4.44	97t	21
6. Mark Ingram	625	2,901	4.64	75t	21
7. Matt Forte	725	2,843	3.92	32	17
8. Jeremy Hill	686	2,823	4.12	85t	29
9. Jonathan Stewart	680	2,784	4.09	69t	18
10. Devonta Freeman	609	2,610	4.29	75t	27

CONSECUTIVE GAMES WITH RUSHING TD

Titans running back **DeMarco Murray** scored on a 75-yard run against the Green Bay Packers on Nov. 13, 2016. The score gave him five consecutive games with a touchdown run.

Murray became the second player in franchise history to rush for at least one touchdown in five consecutive games. He matched **Earl Campbell's** franchise record, set in 1979.

Most consecutive games with a rushing touchdown, franchise history:

Player	Season	Consec. Games with a Rushing TD
1. DeMarco Murray	2016	5
Earl Campbell	1979	5
3. LenDale White	2008	4
Eddie George	2000	4
Gary Brown	1993	4
Alonzo Highsmith	1989	4
Earl Campbell	1981	4

Additionally, Murray became only the second player in franchise history to score a touchdown of any variety in six consecutive games. Wide receiver **Bill Groman** holds the franchise record with eight consecutive games in 1961 with a touchdown.

Most consecutive games with a touchdown, franchise history:

Player	Season	Consec. Games with a TD
1. Bill Groman	1961	8
2. DeMarco Murray	2016	6
3. Kenny Britt	2010	5
Chris Sanders	1995	5
Earl Campbell	1979	5
Hoyle Granger	1967	5

2016 RUSHING LEADERS

In 2016, **DeMarco Murray** led the AFC and placed third in the NFL in rushing yards. He gained 1,287 yards on 293 carries and rushed for nine touchdowns.

Most rushing yards in 2016:

Player	Team	Att	Yds	Avg	Lg	TD
1. Ezekiel Elliott	Dal	322	1,631	5.07	60t	15
2. Jordan Howard	Chi	252	1,313	5.21	69	6
3. DeMarco Murray	Ten	293	1,287	4.39	75t	9
4. Jay Ajayi	Mia	260	1,272	4.89	62t	8
5. Le'Veon Bell	Pit	261	1,268	4.86	44	7
6. LeSean McCoy	Buf	234	1,267	5.41	75t	13
7. David Johnson	Ari	293	1,239	4.23	58t	16
8. LeGarrette Blount	NE	299	1,161	3.88	44	18
9. Devonta Freeman	Atl	227	1,079	4.75	75t	11
10. Lamar Miller	Hou	268	1,073	4.00	45	5

2016 SCRIMMAGE YARDS LEADERS

DeMarco Murray ranked second in the AFC and fourth in the NFL in scrimmage yards in 2016. He had 1,287 rushing yards and 377 receiving yards for a total of 1,664 scrimmage yards.

Murray's 1,664 scrimmage yards ranked eighth in franchise history for a single season.

Most scrimmage yards in 2016:

Player	Team	Rush Yards	Rec Yards	Scrimmage Yards
1. David Johnson	Ari	1,239	879	2,118
2. Ezekiel Elliott	Dal	1,631	363	1,994
3. Le'Veon Bell	Pit	1,268	616	1,884
4. DeMarco Murray	Ten	1,287	377	1,664
5. LeSean McCoy	Buf	1,267	356	1,623
6. Jordan Howard	Chi	1,313	298	1,611
7. Devonta Freeman	Atl	1,079	462	1,541
8. T.Y. Hilton	Ind	0	1,448	1,448
9. Jay Ajayi	Mia	1,272	151	1,423
10. Melvin Gordon	SD	997	419	1,416

MURRAY JOINS GEORGE AND JOHNSON

In his first year with the Titans, **DeMarco Murray** rushed for 1,287 yards and nine touchdowns on 293 carries and added 377 yards and three touchdowns on 53 receptions.

Murray became the third player in franchise history to total at least 1,200 rushing yards, 50 receptions and 12 touchdowns in a season, joining **Eddie George** (2000) and **Chris Johnson** (2009).

In 2016, the only other NFL players to accomplish the feat were Buffalo's **LeSean McCoy** (1,267 rushing yards, 50 receptions and 14 touchdowns) and Arizona's **David Johnson** (1,239 rushing yards, 80 receptions and 20 touchdowns).

Players in Titans/Oilers history with 1,200 rushing yards, 50 receptions and 12 total touchdowns:

Player	Season	Rushing Yards	Receptions	Total Touchdowns
Chris Johnson	2009	2,006	50	16
Eddie George	2000	1,509	50	16
DeMarco Murray	2016	1,287	53	12

MURRAY'S CAREER 100-YARD RUSHING GAMES

DeMarco Murray's career 100-yard rushing games:

Date	Opp	W/L	Att	Yds	Avg	Lg	TD
10/23/2011	St. Louis	W	25	253	10.1	91t	1
12/4/2014	at Chicago	W	32	179	5.6	40	1
9/22/2013	St. Louis	W	26	175	6.7	41	1
9/14/2014	at Tennessee	W	29	167	5.8	22	1
9/28/2014	New Orleans	W	24	149	6.2	28t	2
12/9/2013	at Chicago	L	18	146	8.1	21	0
10/27/2014	Washington	L	19	141	7.4	51	0
11/6/2011	Seattle	W	22	139	6.3	32	0
10/5/2014	Houston	W	31	136	4.4	17	0
11/13/2011	Buffalo	W	20	135	6.8	25	1
12/15/2013	Green Bay	L	18	134	7.4	41	1
9/5/2012	at New York Giants	W	20	131	6.6	48	0
10/19/2014	New York Giants	W	28	128	4.6	21	1
11/13/2016	Green Bay	W	17	123	7.2	75t	1
10/27/2016	Jacksonville	W	21	123	5.9	22	1
1/11/2015 *	at Green Bay	L	25	123	4.9	30	1
10/9/2016	at Miami	W	27	121	4.5	14	0
11/23/2014	at New York Giants	W	24	121	5.0	18	0
9/7/2014	San Francisco	L	22	118	5.4	15	1
9/24/2017	Seattle	W	14	115	8.2	75t	1
10/12/2014	at Seattle	W	28	115	4.1	25	1
9/25/2016	Oakland	L	16	114	7.1	36	1
10/19/2015	New York Giants	W	21	112	5.3	21	1
10/23/2016	Indianapolis	L	25	107	4.3	14	1
9/21/2014	at St. Louis	W	24	100	4.2	44	1
11/9/2014	at Jacksonville	W	19	100	5.3	23	0
12/28/2014	at Washington	W	20	100	5.0	32	1

* Playoff game

SUCCESS IN FIRST EIGHT GAMES

Through the first half of the 2016 campaign, **DeMarco Murray** ranked second in the NFL with 756 rushing yards, and his eight total touchdowns (six rushing, two receiving) tied for third in the league.

Murray became the sixth player in NFL history with at least 750 rushing yards and eight touchdowns in his first eight games with a team. The others on the list are **Doug Martin** (Tampa Bay, 2012), **Adrian Peterson** (Minnesota, 2007), **Eric Dickerson** (Los Angeles, 1983), **Billy Sims** (Detroit, 1980) and **Beattie Feathers** (Chicago, 1934).

Out of the six players in the group, Murray was the first to accomplish the feat having played for another team first. The others did so in their first NFL seasons.

Players with 750 rushing yards and eight total touchdowns in their first eight games with a team, NFL history:

Player	Team	Season	Rushing Yards	Total TDs
DeMarco Murray	Tennessee	2016	756	8
Doug Martin	Tampa Bay	2012	794	8
Adrian Peterson	Minnesota	2007	1,036	9
Eric Dickerson	Los Angeles	1983	995	14
Billy Sims	Detroit	1980	859	10
Beattie Feathers	Chicago	1934	835	8

2016 TOTAL TOUCHDOWN LEADERS

DeMarco Murray tied for third in the AFC and tied for sixth in the NFL with 12 total touchdowns scored in 2016. He reached the end zone nine times on running plays and three times as a receiver.

Most touchdowns in 2016:

Player	Team	Total	Rush	Rec	Ret
1. David Johnson	Ari	20	16	4	0
2. LeGarrette Blount	NE	18	18	0	0
3. Ezekiel Elliott	Dal	16	15	1	0
4. LeSean McCoy	Buf	14	13	1	0
5. Jordy Nelson	GB	14	0	14	0
6. Devonta Freeman	Atl	13	11	2	0
7. DeMarco Murray	Ten	12	9	3	0
Davante Adams	GB	12	0	12	0
Antonio Brown	Pit	12	0	12	0
Mike Evans	TB	12	0	12	0
Melvin Gordon	SD	12	10	2	0
Tyreek Hill	KC	12	3	6	3
Latavius Murray	Oak	12	12	0	0

2016 FIRST DOWN LEADERS

DeMarco Murray ranked second in the AFC and fourth in the NFL in total first downs in 2016. He rushed for 64 first downs and added 20 first downs as a receiver. The only players with more than Murray's 84 total first downs were Arizona's **David Johnson** (114), Dallas' **Ezekiel Elliott** (102) and Pittsburgh's **Le'Veon Bell** (100).

Most total first downs in 2016:

Player	Team	Rushing	Receiving	Total First Downs
1. David Johnson	Ari	72	42	114
2. Ezekiel Elliott	Dal	91	11	102
3. Le'Veon Bell	Pit	69	31	100
4. DeMarco Murray	Ten	64	20	84
5. Devonta Freeman	Atl	61	22	83
6. Melvin Gordon	SD	61	21	82
Jordan Howard	Chi	70	12	82
8. Mike Evans,	TB	0	81	81
9. LeSean McCoy	Buf	55	18	73
10. Jay Ajayi	Mia	60	8	68
LeGarrette Blount	NE	67	1	68

RUSHING, PASSING, RECEIVING TOUCHDOWNS

Titans running back **DeMarco Murray** completed his first career touchdown pass on Nov. 13, 2016 against Green Bay on his first career attempt.

Having already rushed for multiple touchdowns and caught multiple touchdown passes, Murray became one of only six players with at least one touchdown rushing, passing and receiving in a single season. The most recent Titans player to accomplish the feat prior to Murray was **Marcus Mariota** in 2015.

Before Mariota, the Titans/Oilers players with a rushing, passing and receiving touchdown in a season were running backs **Dave Smith** (1960), **Billy Cannon** (1962), **Sid Blanks** (1964) and **Ronnie Coleman** (1977).

Players in Titans/Oilers history with a rushing touchdown, passing touchdown and receiving touchdown in the same season:

Player (Position)	Season	Rush TD	Pass TD	Rec TD
DeMarco Murray (RB)	2016	9	1	3
Marcus Mariota (QB)	2015	2	19	1
Ronnie Coleman (RB)	1977	5	1	1
Sid Blanks (RB)	1964	6	1	6
Billy Cannon (RB)	1962	7	1	6
Dave Smith (RB)	1960	5	1	2

2014 NFL LEADERS

As a member of the Dallas Cowboys in 2014, **DeMarco Murray** finished first in the NFL in rushing yards (1,845), scrimmage yards (2,261) and rushing touchdowns (13, tied).

Most rushing yards, 2014:

Player	Team	Rushing Yards
1. DeMarco Murray	Dallas	1,845
2. Le'Veon Bell	Pittsburgh	1,361
3. LeSean McCoy	Philadelphia	1,319
4. Marshawn Lynch	Seattle	1,306
5. Justin Forsett	Baltimore	1,266

Most scrimmage yards, 2014:

Player	Team	Scrimmage Yards
1. DeMarco Murray	Dallas	2,261
2. Le'Veon Bell	Pittsburgh	2,215
3. Matt Forte	Chicago	1,846
4. Antonio Brown	Pittsburgh	1,711
5. Marshawn Lynch	Seattle	1,673

Most rushing touchdowns, 2014:

Player	Team	Rushing Touchdowns
1. DeMarco Murray	Dallas	13
Marshawn Lynch	Seattle	13

MOST 100-YARD RUSHING GAMES IN A SEASON

In 2014, **DeMarco Murray** totaled 12 games with at least 100 rushing yards, becoming only the seventh player since 1960 to accomplish the feat. It included an NFL record of eight consecutive 100-yard rushing games to begin the season, which broke **Jim Brown's** previous record (six).

Most 100-yard rushing games in a season, 1960-2015:

Player	Team	Season	Games
1. Barry Sanders	Detroit	1997	14
2. DeMarco Murray	Dallas	2014	12
Chris Johnson	Tennessee	2009	12
Jamal Lewis	Baltimore	2003	12
Jamal Anderson	Atlanta	1998	12
Barry Foster	Pittsburgh	1992	12
Eric Dickerson	LA Rams	1984	12

MORE TITANS RUNNING BACKS

32 - RB DAVID FLUELLEN (5-11, 224, 1st Year, Toledo)

- **David Fluellen** spent Weeks 10-14 of the 2016 season on the 53-man roster and the rest of the campaign on the practice squad. He was inactive for the three games he spent on the active roster (11/20, 11/27 and 12/11).
- The 5-foot-11 inch, 224-pounder was originally signed by the Philadelphia Eagles as a rookie free agent in 2014. Before spending the 2015 season on the Titans' practice squad, Fluellen also spent time with the Indianapolis Colts.
- A native of Lockport, N.Y., Fluellen finished his collegiate career fourth on Toledo's all-time rushing list with 3,336 yards.

2017 Highlights:

- In four preseason games (one start), his totals included 33 carries for a team-high 161 yards and one touchdown. He finished third in the NFL in rushing yards during the preseason behind only Carolina's Cameron Artis-Payne (180 rushing yards) and Pittsburgh's Terrell Watson (173).
- **Against Oakland (9/10)**, made his NFL regular season debut on special teams.
- **At Jacksonville (9/17)**, recorded his first NFL carries, rushing for 18 yards on three attempts in the fourth quarter.



TITANS TIGHT ENDS

No.	Name	Ht	Wt	Exp	College
81	Smith, Jonnu	6-3	248	R	Florida International
89	Supernaw, Phillip	6-5	255	4	Ouachita Baptist
82	Walker, Delanie	6-2	248	12	Central Missouri

#81 • TE JONNU SMITH

[CLICK FOR COMPLETE BIO \(PDF\)](#)



Tight end **Jonnu Smith** (6-3, 248) is in his rookie season. He was selected by the Titans in the third round (100th overall) of the 2017 NFL Draft.

Smith concluded his four-year career at Florida International University's all-time leader among tight ends in receptions and receiving yards, totaling 178 receptions for 2,001 yards and 18 touchdowns. On the school's all-time receiving list, regardless of position, Smith finished fourth in receptions, fifth in receiving yards and third in receiving touchdowns.

Smith finished his career registering at least one reception in every game he played. The 43-game streak was the second-longest streak of its kind in school annals.

During his senior campaign, he started 11 games and earned second-team All-Conference USA honors. He registered 42 receptions for 506 yards and four touchdowns.

As a sophomore (2014), led all college tight ends with 61 receptions, 710 receiving yards and eight touchdown catches.

Smith is a native of Philadelphia, Pa.

2017 Highlights:

- **Against Oakland (9/10)**, started in his NFL regular season debut.
- **At Jacksonville (9/17)**, recorded his first career touchdown, taking a screen pass from Marcus Mariota and going 32 yards to the end zone in the fourth quarter. Earlier in the contest, he recorded his first NFL reception for a two-yard loss.
- **Against Seattle (9/24)**, recorded his second touchdown in as many weeks. Marcus Mariota found him for a 24-yard touchdown connection in the third quarter, giving him two touchdowns in his first three career catches.

Smith's 2017/Career Statistics:

Year	GP	GS	Rec	Yds	Avg	Lg	TD
2017	3	3	3	54	18.0	32t	2

Smith's College Statistics:

Year	Team	GP	GS	Rec	Yds	Avg	Lg	TD
2013	Florida Int'l	12	12	39	388	9.9	38t	2
2014	Florida Int'l	12	12	61	710	11.6	75t	8
2015	Florida Int'l	8	8	36	397	11.0	65t	4
2016	Florida Int'l	11	11	42	506	12.0	40	4
Career		43	43	178	2,001	11.2	75t	18

Smith's NFL Regular Season Single-Game Highs:

- Receptions** - 2 at Jacksonville (9/17/17)
- Receiving Yards** - 30 at Jacksonville (9/17/17)
- Long Reception** - 32t at Jacksonville (9/17/17)
- Touchdowns** - 1 (twice, last vs. Seattle, 9/24/17)

#89 • TE PHILLIP SUPERNAW

[CLICK FOR COMPLETE BIO \(PDF\)](#)

Tight end **Phillip Supernaw** (6-5, 255) is in his third season with the Titans. He entered the NFL as a rookie free agent with the Houston Texans in 2012.

In 2016, Supernaw played in 15 games with two starts and collected career-highs with four receptions and 62 receiving yards.

In 2015, his first season in Tennessee, Supernaw played in all 16 games for the first time in his career. He became a core member of the special teams unit and ranked second on the Titans with 14 special teams tackles.

The Katy, Texas, native and Ouachita Baptist product and spent parts of his first two seasons with the Texans before splitting time with the Baltimore Ravens and Kansas City Chiefs during the 2014 campaign.

2017 Highlights:

➤ **Against Seattle (9/24)**, caught one pass for three yards.

Supernaw's Career Regular Season Statistics:


Year	Team	GP	GS	Rec	Yds	Avg	Lg	TD
2012	Hou	0	0	Practice Squad				
2013	Hou	1	0	0	0	-	-	0
2014	Bal/KC	8	1	3	30	10.0	29	0
2015	Ten	16	1	3	32	10.7	16	0
2016	Ten	15	2	4	62	15.5	30	0
2017	Ten	3	1	1	3	3.0	3	0
Totals		43	5	11	127	11.5	30	0

Supernaw's Regular Season Single-Game Highs:

Receptions - 2 (Twice, last vs. Cleveland 10/16/16)

Receiving Yards - 30 vs. Jacksonville (10/27/16)

Long Reception - 30 vs. Jacksonville (10/27/16)



for 571 yards and six touchdowns. He set then-career highs in all three categories. Also, he became the only tight end in franchise history other than Wycheck to reach 60 receptions in a single season. Wycheck accomplished the feat five times from 1997 through 2001, including 70 receptions in both 1998 and 2000 to establish the record for Titans/Oilers tight ends. Walker's six touchdown receptions tied for fourth place in franchise history among tight ends and were the most since Wycheck's six in 1996.

Prior to his arrival in Tennessee, the former sixth-round pick appeared in 99 career regular-season games with the 49ers (40 starts) and totaled 123 receptions for 1,465 yards (11.9 avg.) and eight touchdowns. A regular contributor on special teams, Walker posted 61 special teams tackles as well as 31 kickoff returns for 528 yards during his time in San Francisco.

In 2012, Walker played an integral role in the 49ers' second consecutive playoff season, as he teamed with Vernon Davis to form one of the NFL's top tight-end duos. He saw action in all 16 regular-season games (four starts) and set a career high with 344 yards and three touchdowns (matched career high) on 21 receptions. His average of 16.4 yards per catch was the highest among all NFL tight ends with 20 or more catches.

During the 2012 playoffs, he appeared in all three games and started in Super Bowl XLVII. In the Super Bowl, he recorded three receptions for 48 yards.

Walker was a sixth-round pick in the 2006 NFL Draft. As a rookie, he appeared in only seven games with one start. Then, in 2007, he played in all 16 contests and set a career high with 10 starts. It began a string of six seasons (2007-12) during which he missed a total of four games. In 2010, he set his career high with 29 receptions.

A native of Pomona, Calif., Walker spent two seasons (2002-03) at Mt. San Antonio (Calif.) Community College before joining the University of Central Missouri Mules for his final two collegiate campaigns (2004-05). As a wide receiver at Central Missouri, he caught 113 passes for 1,347 yards in 20 games. The 49ers selected him with the 175th overall pick in the 2006 NFL Draft.

2017 Highlights:

➤ **Against Oakland (9/10)**, led the Titans with seven receptions and 76 receiving yards. Both totals were the best of Walker's career in a Week 1 performance.

➤ **At Jacksonville (9/17)**, from Jacksonville's one-yard line in the third quarter, he took a handoff from quarterback Marcus Mariota and scored his first career rushing touchdown. He also paced the club as a receiver with four catches for 61 yards.

➤ **Against Seattle (9/24)**, posted 31 yards on three receptions.

#82 • TE DELANIE WALKER

[CLICK FOR COMPLETE BIO \(PDF\)](#)

Tight end **Delanie Walker** (6-0, 248) is in his 12th NFL season and his fifth campaign with the Titans. He was signed as an unrestricted free agent on March 14, 2013 after spending the first seven years of his career with the San Francisco 49ers.

In Walker's time with the Titans, he has put his name among the top players in franchise history at his position. From 2013-2016, he totaled 282 receptions for 3,349 yards and 23 touchdowns. All three numbers put him second in club history behind only **Frank Wycheck** (482 receptions for 4,958 yards and 27 touchdowns).

Walker posted at least 60 receptions in each of his first four seasons in Tennessee. Prior to his arrival, Wycheck was the only Titans/Oilers tight end to reach the plateau in a campaign. Walker also recorded the top three single-season receiving yardage totals in franchise history among tight ends from 2014-2016.

In 2016, Walker tied for the team lead with 65 catches for 800 yards and a career-high seven touchdowns, and he was named to his second consecutive Pro Bowl. He ranked sixth in receiving yards among NFL tight ends, and he was second in the AFC behind only Kansas City's **Travis Kelce**. Also among tight ends, his reception total tied for eighth in the NFL, and his touchdown total tied for third.

In 2015, Walker set new team records among tight ends with 94 receptions and 1,088 receiving yards. He broke his own receiving yardage record (890 in 2014) and Wycheck's reception record (70 in 1998 and 2000) for franchise tight ends. On the team's all-time single-season receptions list, regardless of position, Walker tied wide receiver **Kendall Wright** (94 receptions in 2013) for the fifth-highest total. Walker's 94 receptions tied **Jason Witten** (94 catches in 2009 and 2010) for the 10th-highest total in NFL history by a tight end.

In 2014, Walker's team-leading 890 receiving yards set a then-career high and set a new standard among Titans/Oilers tight ends, eclipsing Wycheck's 768 receiving yards in 1998. Walker's 63 receptions in 2014 at the time also led the team, set a career high, and tied for fourth in team annals. Appearing in 15 games with 11 starts in 2013, he totaled 60 receptions



Walker's Career Regular Season Statistics:

Year	Team	GP	GS	Rec	Yds	Avg	Lg	TD
2006	SF	7	1	2	30	15.0	29	0
2007	SF	16	10	21	174	8.3	26	1
2008	SF	15	2	10	155	15.5	53	1
2009	SF	16	8	21	233	11.1	39	0
2010	SF	14	8	29	331	11.4	38	0
2011	SF	15	7	19	198	10.4	29t	3
2012	SF	16	4	21	344	16.4	45	3
2013	Ten	15	11	60	571	9.5	33	6
2014	Ten	15	14	63	890	14.1	68	4
2015	Ten	15	10	94	1,088	11.6	61t	6
2016	Ten	15	10	65	800	12.3	47	7
2017	Ten	3	2	15	168	11.2	23	0
Totals		162	86	420	4,982	11.9	68	31

Walker's Regular Season Single-Game Highs:

Receptions - 10 (Twice, last vs. Dallas 9/14/14)
Receiving Yards - 155 at Philadelphia (11/23/14)
Long Reception - 68 at Philadelphia (11/23/14)
Touchdowns - 2 (Twice, last at New England 12/20/15)

RECEIVING YARDS BY TIGHT ENDS IN 2016

In 2016, **Delanie Walker** ranked sixth in receiving yards among all tight ends. He was second in the AFC behind only Kansas City's **Travis Kelce**.

Also among tight ends in 2016, Walker tied for eighth in receptions (65) and tied for third in touchdown receptions (seven).

Most receiving yards among NFL tight ends in 2016:

Tight End	Team	Receptions	Yards
1. Travis Kelce	KC	85	1,125
2. Greg Olsen	Car	80	1,073
3. Jimmy Graham	Sea	65	923
4. Kyle Rudolph	Min	83	840
5. Zach Ertz	Phi	78	816
6. Delanie Walker	Ten	65	800
7. Dennis Pitta	Bal	86	729
8. Eric Ebron	Det	61	711
9. Martellus Bennett	NE	55	701
10. Jordan Reed	Was	66	686

CAREER CATCHES BY FRANCHISE TIGHT ENDS

On Nov. 13, 2016, **Delanie Walker** moved into second place on the team's all-time receptions list among tight ends.

Walker, who was signed as an unrestricted free agent in 2013, trails only former tight end **Frank Wycheck** (482) on the club's tight ends list.

Most career receptions by a tight end in franchise history:

Player	Seasons	Rec	Yds	Avg	Lg	TD
1. Frank Wycheck	1995-2003	482	4,958	10.3	42	27
2. Delanie Walker	2013-2017	297	3,517	11.8	68	23
3. Bo Scaife	2005-2010	251	2,383	9.5	44	12
4. Alvin Reed	1967-1972	199	2,818	14.2	60	11
5. Erron Kinney	2000-2005	178	1,750	9.8	31	10
6. Willard Dewveall	1961-1964	141	2,080	14.8	98t	19
7. Mike Barber	1976-1981	140	1,886	13.5	79t	13
8. Jared Cook	2009-2012	131	1,717	13.1	80t	8
9. Bob McLeod	1961-1966	126	1,926	15.3	55	19
10. Jamie Williams	1984-1988	121	1,420	11.7	33	8

SEASON REC YARDS BY FRANCHISE TIGHT ENDS

With 1,088 receiving yards in 2015, **Delanie Walker** broke his own single-season franchise record for receiving yards by a tight end, topping his 2014 total of 890 yards.

Prior to 2014, **Frank Wycheck** held the mark with 768 receiving yards in 1998.

After accumulating 800 receiving yards in 2016, Walker now owns the top three single-season receiving yardage totals in franchise history among tight ends.

Most single-season receiving yards by Titans/Oilers tight ends:

Player	Season	Rec	Yards	Avg	Lg	TD
1. Delanie Walker	2015	94	1,088	11.6	61t	6
2. Delanie Walker	2014	63	890	14.1	68	4
3. Delanie Walker	2016	65	800	12.3	47	7
4. Frank Wycheck	1998	70	768	11.0	38	2
5. Jared Cook	2011	49	759	15.5	80t	3
6. Willard Dewveall	1963	58	752	13.0	35	7
7. Frank Wycheck	1997	63	748	11.9	42	4
8. Alvin Reed	1968	46	747	16.2	60	5
9. Mike Barber	1980	59	712	12.1	79t	5
10. Frank Wycheck	2001	60	672	11.2	30	4

SEASON RECEPTIONS, FRANCHISE TIGHT ENDS

At the New York Jets on Dec. 13, 2015, **Delanie Walker** set a new standard for franchise tight ends. On his 71st reception of the season, he broke **Frank Wycheck's** franchise record for the most receptions in a season by a tight end. Walker eventually finished the season with 94 receptions.

Walker owns four of the top nine seasons in team annals in terms of receptions by a tight end.

Most single-season receptions by Titans/Oilers tight ends:

Player	Season	Rec	Yards	Avg	Lg	TD
1. Delanie Walker	2015	94	1,088	11.6	61t	6
2. Frank Wycheck	1998	70	768	11.0	38	2
Frank Wycheck	2000	70	636	9.1	26	4
4. Frank Wycheck	1999	69	641	9.3	35	2
5. Delanie Walker	2016	65	800	12.3	47	7
6. Delanie Walker	2014	63	890	14.1	68	4
Frank Wycheck	1997	63	748	11.9	42	4
8. Frank Wycheck	2001	60	672	11.2	30	4
Delanie Walker	2013	60	571	9.5	33	6
10. Mike Barber	1980	59	712	12.1	79t	5

RECEPTIONS IN A SEASON, TEAM HISTORY

Delanie Walker's 94 receptions in 2015 tied wide receiver **Kendall Wright** (94 receptions in 2013) for the fifth-highest total in franchise history. The only players with more were **Charlie Hennigan** (101 in 1964), **Haywood Jeffires** (100 in 1991) and **Derrick Mason** (96 in 2004 and 95 in 2003).

Most single-season receptions by a Titans/Oilers player:

Player	Season	Rec	Yards	Avg	Lg	TD
1. Charlie Hennigan	1964	101	1,546	15.3	53	8
2. Haywood Jeffires	1991	100	1,181	11.8	44	7
3. Derrick Mason	2004	96	1,168	12.2	37t	7
4. Derrick Mason	2003	95	1,303	13.7	50t	8
5. Delanie Walker	2015	94	1,088	11.6	61t	6
Kendall Wright	2013	94	1,079	11.5	45	2
7. Drew Hill	1991	90	1,109	12.3	61t	4
Haywood Jeffires	1992	90	913	10.1	47	9
9. Tim Smith	1983	83	1,176	14.2	47t	6
10. Curtis Duncan	1992	82	954	11.6	72	1
Charley Hennigan	1961	82	1,746	21.3	80	12



TIGHT END RECEIVING YARDS, 2014-17

Delanie Walker ranks among the NFL's top receiving tight ends since the beginning of the 2014 season. In that time period, Rob Gronkowski, Travis Kelce and Greg Olsen are the only tight ends with more receiving yards than Walker.

Most receiving yards among tight ends, 2014-2017:

Tight End	Receptions	Rec Yards
1. Greg Olsen	244	3,213
2. Rob Gronkowski	195	3,078
3. Travis Kelce	238	3,006
4. Delanie Walker	237	2,946
5. Zach Ertz	232	2,616
6. Jimmy Graham	209	2,498
7. Jason Witten	227	2,245
8. Jordan Reed	214	2,187
9. Martellus Bennett	209	2,158
10. Antonio Gates	184	2,057

RECEPTIONS OF 25+ YARDS, 2014-17

Since the start of the 2014 campaign, Delanie Walker ranks second in the NFL among tight ends in receptions of 25 yards or longer. Only New England's Rob Gronkowski has more.

Tight ends with the most receptions of 25 yards or longer, 2014-2017:

Tight End	Total Receptions	Receptions of 25+ Yards
1. Rob Gronkowski	195	38
2. Delanie Walker	237	24
3. Travis Kelce	238	22
4. Greg Olsen	244	21
5. Coby Fleener	164	18
6. Jimmy Graham	209	17
7. Jordan Reed	214	16
8. Gary Barnidge	147	15
9. Martellus Bennett	209	14
Jared Cook	134	14

SEASON RECEPTIONS BY NFL TIGHT ENDS

In 2015, Titans tight end Delanie Walker set a new standard for franchise tight ends, accumulating 94 receptions.

Additionally, Walker became the ninth tight end in NFL history to reach 90 catches in a season. Previously, eight tight ends in history produced 16 total 90-catch seasons. Tony Gonzalez (five) Jason Witten (four) and Todd Christensen (two) all have multiple 90-reception campaigns. Dallas Clark, Jimmy Graham, Ben Coates, Martellus Bennett and Rob Gronkowski are the others to reach the mark.

Walker's 94 catches in a season put him in a tie for the 10th-most in NFL history, equaling Witten's 2009 and 2010 numbers.

Most single-season receptions by a tight end in NFL history:

Player	Year/Team	Rec	Yds	Avg	Lg	TD
1. Jason Witten	2012 Dal	110	1,039	9.4	36	3
2. Tony Gonzalez	2004 KC	102	1,258	12.3	32	7
3. Dallas Clark	2009 Ind	100	1,106	11.1	80t	10
4. Tony Gonzalez	2007 KC	99	1,172	11.8	31	5
Jimmy Graham	2011 NO	99	1,310	13.2	59	11
6. Ben Coates	1994 NE	96	1,174	12.2	62t	7
Tony Gonzalez	2008 KC	96	1,058	11.0	35	10
Jason Witten	2007 Dal	96	1,145	11.9	53	7
9. Todd Christensen	1986 LA Raiders	95	1,153	12.1	35	8
10. Delanie Walker	2015 Ten	94	1,088	11.6	61t	6
Jason Witten	2009 Dal	94	1,030	11.0	69	2
Jason Witten	2010 Dal	94	1,002	10.7	33	9
13. Tony Gonzalez	2000 KC	93	1,203	12.9	39	9
Tony Gonzalez	2012 Atl	93	930	10.0	25	8
15. Todd Christensen	1983 LA Raiders	92	1,247	13.6	45	12
16. Martellus Bennett	2014 Chi	90	916	10.2	37	6
Rob Gronkowski	2011 NE	90	1,327	14.7	52t	17

RECEPTIONS BY NFL TIGHT ENDS IN 2015

In 2015, Delanie Walker ranked first in receptions among all NFL tight ends.

Most receptions among NFL tight ends in 2015:

Tight End	Team	Receptions
1. Delanie Walker	Ten	94
2. Jordan Reed	Was	87
3. Gary Barnidge	Cle	79
4. Greg Olsen	Car	77
Jason Witten	Dal	77
6. Zach Ertz	Phi	75
7. Benjamin Watson	NO	74
8. Rob Gronkowski	NE	72
Travis Kelce	KC	72
10. Heath Miller	Pit	60

TWO-YEAR YARDAGE TOTALS

Delanie Walker's receiving yardage total from 2014-2015 was the highest two-year total in franchise history by a tight end. Walker topped Frank Wycheck's stretch from 1997-1998, when he accumulated 1,516 receiving yards.

Most receiving yards in a two-year span by Titans/Oilers tight ends:

Tight End	Seasons	Two-Year Rec Yards Total
1. Delanie Walker	2014-15	1,978
2. Delanie Walker	2015-16	1,888
3. Frank Wycheck	1997-98	1,516
4. Delanie Walker	2013-14	1,461
5. Alvin Reed	1968-69	1,411
6. Frank Wycheck	1998-99	1,409
7. Willard Dewveall	1962-63	1,328
8. Frank Wycheck	2000-01	1,308
9. Willard Dewveall	1963-64	1,304
10. Jared Cook	2011-12	1,282

TD RECEPTIONS BY FRANCHISE TIGHT ENDS

In 2016, **Delanie Walker** set his career high with seven touchdown receptions in a season, topping his previous high total of six touchdowns in 2013, which he later matched in 2015.

Walker's seven touchdown receptions in 2016 are the most by a Titans/Oilers tight end since Pro Football Hall of Famer **Dave Casper's** eight touchdown catches in 1981. Walker tied **Willard Dewveall** (seven in 1963) for the third-highest total in franchise history among tight ends.

Most single-season touchdown receptions by a tight end in franchise history (1960–present):

Tight End	Year	Touchdown Receptions
1. Dave Casper	1981	8
Willie Frazier	1965	8
3. Delanie Walker	2016	7
Willard Dewveall	1963	7
5. Delanie Walker	2015	6
Delanie Walker	2013	6
Frank Wycheck	1996	6
Dave Casper	1982	6
Bob McLeod	1962	6
10. Mike Barber	1980	5
Rich Caster	1978	5
Alvin Reed	1968	5
Bob McLeod	1963	5
Willard Dewveall	1962	5

50-YARD RECEPTIONS, 2013-2015

No tight end in the NFL has as many receptions of 50-plus yards as **Delanie Walker** over the last three seasons. His four 50-yard catches are more than **Rob Gronkowski**, **Vernon Davis** and **Jordan Cameron**, who each have three in that timespan.

In 2015, Walker posted a 57-yard touchdown reception at New England (Dec. 20) and a 61-yard touchdown at New Orleans (Nov. 8). His other 50-yard receptions in the last three seasons include a 61-yard touchdown against Dallas on Sept. 14, 2014 and a 68-yard reception at Philadelphia on Nov. 23, 2014.

Tight ends with the most 50-yard receptions from 2013–2015:

Tight End	Team(s)	Receptions of 50 Yards or More
1. Delanie Walker	Tennessee	4
2. Rob Gronkowski	New England	3
Vernon Davis	San Francisco/Denver	3
Jordan Cameron	Cleveland/Miami	3
5. Jimmy Graham	New Orleans/Seattle	2
Coby Fleener	Indianapolis Colts	2

RECEIVING YARDS BY TIGHT ENDS IN 2014

Titans tight end **Delanie Walker** ranked fourth among all NFL tight ends in 2014 in receiving yards. His receiving average (14.1) was the second-highest among all qualifying tight ends, trailing only **Coby Fleener** (15.2).

Most receiving yards among NFL tight ends in 2014:

Player	Team	Rec	Yards	Avg	Lg	TD
1. Rob Gronkowski	NE	82	1,124	13.7	46t	12
2. Greg Olsen	Car	84	1,008	12.0	38	6
3. Martellus Bennett	Chi	90	916	10.2	37	6
4. Delanie Walker	Ten	63	890	14.1	68	4
5. Jimmy Graham	NO	85	889	10.5	29	10
6. Travis Kelce	KC	67	862	12.9	34	5
7. Antonio Gates	SD	69	821	11.9	34	12
8. Coby Fleener	Ind	51	774	15.2	73t	8
9. Heath Miller	Pit	66	761	11.5	49	3
10. Jason Witten	Dal	64	703	11.0	34	5

WALKER'S CAREER 100-YARD RECEIVING GAMES

Delanie Walker's career 100-yard games:

Date	Opp	No.	Yds.	Avg.	Lg	TD
11/23/14	at Philadelphia	5	155	31.0	68	0
9/14/14	Dallas	10	142	14.2	61t	1
11/13/16	Green Bay	9	124	13.8	41	1
11/19/15	at Jacksonville	8	109	13.6	29	0

REC YARDS IN A GAME, TITANS TIGHT ENDS

At Philadelphia on Nov. 23, 2014, **Delanie Walker** caught five passes for 155 yards. His yardage total set a new single-game career high, and the total also qualified as the second-highest in franchise history by a tight end. The only tight end with more receiving yards in a game for the franchise was **Jared Cook**, who had 169 yards against Jacksonville on Dec. 24, 2011.

Earlier in the 2014 season, Walker posted 142 receiving yards against the Dallas Cowboys (Sept. 14), a total that ranks fourth in team annals.

Most receiving yards in a game by a tight end, franchise history:

Player	Date	Opp	Rec	Yds	Avg	TD
1. Jared Cook	12/24/11	Jax	8	169	21.1	1
2. Delanie Walker	11/23/14	Phi	5	155	31.0	0
3. Dave Casper	11/30/80	Cle	7	150	21.4	1
4. Delanie Walker	09/14/14	Dal	10	142	14.2	1
5. Dave Casper	12/20/81	Pit	6	139	23.2	3
6. Willard Dewveall	11/25/62	SD	3	139	46.3	2
7. Willard Dewveall	12/22/63	Oak	7	137	19.6	2
8. Alvin Reed	10/27/68	Buf	4	132	33.0	2
9. Delanie Walker	11/13/16	GB	9	124	13.8	1
10. Alvin Reed	09/29/68	Oak	8	122	15.3	0

RECEPTIONS BY TIGHT ENDS IN 2013

Titans tight end **Delanie Walker** ranked fifth in the AFC and 10th in the NFL among tight ends with 60 receptions in 2013.

Most receptions by NFL tight ends in 2013:

Tight End	Team	Receptions
1. Jimmy Graham	New Orleans	86
2. Tony Gonzalez	Atlanta	83
3. Jordan Cameron	Cleveland	80
4. Antonio Gates	San Diego	77
5. Greg Olsen	Carolina	73
Jason Witten	Dallas	73
7. Charles Clay	Miami	69
8. Martellus Bennett	Chicago	65
Julius Thomas	Denver	65
10. Delanie Walker	Tennessee	60





TITANS WIDE RECEIVERS

No.	Name	Ht	Wt	Exp	College
84	Davis, Corey	6-3	209	R	Western Michigan
87	Decker, Eric	6-3	214	8	Minnesota
83	Douglas, Harry (IR)	6-0	183	10	Louisville
15	Jennings, Darius	5-10	180	1	Virginia
18	Matthews, Rishard	6-0	217	6	Nevada
19	Sharpe, Tajaé (IR)	6-2	194	2	Massachusetts
13	Taylor, Taywan	5-11	203	R	Western Kentucky
14	Weems, Eric	5-9	195	10	Bethune-Cookman

#84 • WR COREY DAVIS

[CLICK FOR COMPLETE BIO \(PDF\)](#)



The Titans selected wide receiver **Corey Davis** with the fifth overall pick in the first round of the 2017 NFL Draft.

In four seasons at Western Michigan (2013–2016), Davis played and started 50 games. He registered 332 career receptions for 5,285 yards and 52 touchdowns, setting the Mid-American Conference record in each category and becoming the only player in FBS history with 300 catches, 5,000 yards and 50 touchdowns. His 5,285 career receiving yards were the most in FBS history, and he ended his career ranked second all-time in FBS history with 52 career receiving touchdowns (60 by Jarrett Dillard). Davis' 332 career receptions ranked fourth all-time in FBS annals.

As a senior, he set career highs with 97 receptions, 1,500 receiving yards and 19 touchdowns, ranking eighth, seventh and first (tied) in the FBS, respectively. He helped the Broncos win the MAC and go undefeated until suffering their first loss in the Cotton Bowl. Davis' record-setting, All-American campaign included five games of 100-plus yards and six games of two or more receiving touchdowns.

Davis is a native of Wheaton, Ill.

2017 Highlights:

- **Against Oakland (9/10)**, made his NFL debut in the first quarter. His first career catch was a 23-yard grab on third-and-eight to the Oakland 10-yard line, setting up a Titans touchdown on the next snap. He finished the game with six receptions for 69 yards. In the team's "Titans era" (1999–2017), his reception total ranked second among all rookies in Week 1 games. Only Tajaé Sharpe had more, with seven catches on Sept. 11, 2016. Only Sharpe (76 yards) and Kenny Britt (85 yards on Sept. 10, 2009) had more receiving yards than Davis in a rookie Week 1 debut.
- **At Jacksonville (9/17)**, recorded his first career start and caught one pass for four yards.
- **Against Seattle (9/24)**, he was inactive with a hamstring injury.

Davis' 2017/Career Statistics:

Year	Team	GP	GS	Rec	Yds	Avg	Lg	TD
2017	Ten	2	1	7	73	10.4	23	0

Davis' College Statistics:

Year	Team	GP	GS	Rec	Yds	Avg	Lg	TD
2013	Western Mich	11	11	67	941	14.0	75t	6
2014	Western Mich	12	12	78	1,408	18.1	75t	15
2015	Western Mich	13	13	90	1,436	16.0	80t	12
2016	Western Mich	14	14	97	1,500	15.5	70t	19
Career		50	50	332	5,285	15.9	80t	52

Davis' NFL Regular Season Single-Game Highs:

- Receptions** - 6 vs. Oakland (9/10/17)
- Receiving Yards** - 69 vs. Oakland (9/10/17)
- Long Reception** - 23 vs. Oakland (9/10/17)
- Receiving Touchdowns** - (none)

#87 • WR ERIC DECKER

[CLICK FOR COMPLETE BIO \(PDF\)](#)



Eric Decker (6-3, 214) is in his eighth NFL season and his first campaign with the Titans. He was signed as an unrestricted free agent on June 19, 2017.

Decker spent the first four seasons of his career as a member of the Denver Broncos and the next three years with the New York Jets, building a résumé that includes three 1,000-yard receiving seasons and three double-digit touchdown campaigns. He arrived in Tennessee with 385 career catches for 5,253 yards and 52 touchdowns.

As a member of the Jets in 2016, Decker was limited to three games as he dealt with a shoulder injury. He caught nine passes for 194 yards and a pair of touchdowns.

From 2012–2016, despite missing most of the latter campaign, Decker's 43 receiving touchdowns tied for fifth in the NFL with 43 receiving touchdowns. Of that total, his 33 red zone touchdowns were second in the NFL behind only **Brandon Marshall** (35).

From 2012–2015, there were only three NFL players with at least 70 receptions, 900 receiving yards and five touchdowns in every season. The short list included Decker, **Calvin Johnson** and **Demaryius Thomas**.

The Cold Spring, Minn., native was originally selected by the Denver Broncos in the third round (87th overall) of the 2010 NFL Draft following his time at the University of Minnesota, where he was a two-sport athlete in football and baseball. On the gridiron, he totaled 227 receptions for 3,119 yards (13.7 avg.) with 24 touchdowns.

2017 Highlights:

- **Against Oakland (9/10)**, started in his Titans debut and caught three passes for 10 yards.
- **At Jacksonville (9/17)**, totaled three receptions for 32 yards. In the fourth quarter, he fielded an onside kick and raced 22 yards on the return to help set up a Titans touchdown. It was his first kickoff return since 2011 as a member of the Denver Broncos.
- **Against Seattle (9/24)**, recorded four catches for 49 yards, including a 17-yard reception on third-and-15 in the first quarter that helped continue a scoring drive.

Decker's Career Regular Season Statistics:

Year	Team	GP	GS	Rec	Yds	Avg	Lg	TD
2010	Den	14	0	6	106	17.7	38	1
2011	Den	16	13	44	612	13.9	56t	8
2012	Den	16	15	85	1,064	12.5	55	13
2013	Den	16	16	87	1,288	14.8	61	11
2014	NYJ	15	15	74	962	13.0	74t	5
2015	NYJ	15	13	80	1,027	12.8	35	12
2016	NYJ	3	3	9	194	21.6	35	2
2017	Ten	3	1	10	91	9.1	17	0
Totals		98	76	395	5,344	13.5	74t	52

Decker's Regular Season Single-Game Highs:

- Receptions** - 10 (Twice, last at Miami 12/28/14)
- Receiving Yards** - 221 at Miami (12/28/14)
- Long Reception** - 74t at Miami (12/28/14)
- Receiving Touchdowns** - 4 at Kansas City (12/1/13)



TOUCHDOWN RECEPTIONS, 2012-PRESENT

Since the start of the 2012 season, **Eric Decker's** third NFL campaign, only five NFL players have recorded more receiving touchdowns than him. Decker trails only **Dez Bryant**, **Antonio Brown**, **Brandon Marshall**, **Demaryius Thomas**.

Most touchdown receptions, 2012–present:

Player	TD Receptions
1. Dez Bryant	53
2. Antonio Brown	49
3. Brandon Marshall	48
4. Demaryius Thomas	46
5. Jordy Nelson	45
6. Eric Decker	43
Jimmy Graham	43
A.J. Green	43
Rob Gronkowski	43
10. Odell Beckham Jr.	37

#83 • WR HARRY DOUGLAS

[CLICK FOR COMPLETE BIO \(PDF\)](#)

Harry Douglas (6-0, 183) is in his 10th NFL season and his third campaign with the Titans. The wide receiver was signed as an unrestricted free agent on March 12, 2015.

Douglas was placed on injured reserve on Sept. 3, 2017 after suffering a knee injury during the pre-season.

As a veteran leader in the wide receiver corps, Douglas appeared in 11 games with two starts in 2016. He caught 15 passes for 210 yards.

Douglas appeared in 14 games with 12 starts in his first season in Tennessee. He tied for second on the team with 36 receptions and ranked third on the squad with 411 receiving yards. He posted two touchdown receptions for the third consecutive year.

Douglas spent the first seven seasons (2008–2014) of his career as a member of the Atlanta Falcons after being selected in the third round of the 2008 NFL Draft. During his time in Atlanta, he amassed 258 receptions for 3,130 yards with eight touchdowns as a key member of a passing attack that also featured wide receivers **Julio Jones** and **Roddy White**.

In 2014, Douglas appeared in 12 games (six starts) and notched 51 catches for 556 yards and a pair of touchdowns.

Douglas enjoyed his greatest statistical success in 2013 while starting in place of an injured Jones. In 16 games, he posted career highs with 85 receptions for 1,067 yards and two touchdowns.

A native of Jonesboro, Ga., Douglas graduated from the University of Louisville. At the time of his departure, he ranked second in team annals with 2,924 receiving yards, while his 173 receptions ranked fifth on the school's all-time record list.

2017 Highlights:

- Placed on injured reserve (knee) on Sept. 3, 2017.

Douglas' Career Regular Season Statistics:

Year	Team	GP	GS	Rec	Yds	Avg	Lg	TD	
2008	Atl	16	0	23	320	13.9	69	1	
2009	Atl	0	0	Injured Reserve					
2010	Atl	16	4	22	294	13.4	46	1	
2011	Atl	16	4	39	498	12.8	49	1	
2012	Atl	15	1	38	395	10.4	37	1	
2013	Atl	16	11	85	1,067	12.6	80t	2	
2014	Atl	12	6	51	556	10.9	41	2	
2015	Ten	14	12	36	411	11.4	51	2	
2016	Ten	11	2	15	210	14.0	35	0	
2017	Ten	0	0	Injured Reserve					
Totals		116	40	309	3,751	12.1	80t	10	

Douglas' Regular Season Single-Game Highs:

Receptions - 12 at Arizona (10/27/13)


Receiving Yards - 149 vs. Tampa Bay (10/20/13)

Long Reception - 80t at Tampa Bay (11/17/13)

Receiving Touchdowns - 1 (10 times, last vs. Oakland, 11/29/15)

#18 • WR RISHARD MATTHEWS

[CLICK FOR COMPLETE BIO \(PDF\)](#)



Wide receiver **Rishard Matthews** (6-0, 217) is in his sixth NFL season and his second campaign with the Titans. He was signed by the Titans as an unrestricted free agent on March 11, 2016.

Matthews' arrival provided significant dividends to the Titans offense in 2016. He set career highs with 65 receptions, 945 receiving yards and nine touchdowns. He tied **Delanie Walker** for the team lead in receptions and led the club in the other two categories.

Matthews' nine touchdowns in 2016 more than doubled his previous career total of eight touchdowns in his first four NFL seasons, all of which he spent in Miami. His 2016 total tied for sixth in the NFL and tied for second in the AFC. In franchise history, Matthews' nine touchdown catches tied for ninth all-time.

Matthews spent his first four NFL campaigns with the Miami Dolphins after being drafted by the team in the seventh round of the 2012 NFL Draft. With the Dolphins, he totaled 107 receptions for 1,396 yards and eight touchdowns in 49 games (17 starts).

In 2015, Matthews established career highs with 43 catches, 662 receiving yards and four touchdown receptions despite playing in just 11 games. His career-best campaign was cut short due to a rib injury. Through the first 11 weeks of the NFL season, his 15.4-yard receiving average ranked seventh in the league.

A native of Santa Ana, Calif., Matthews was a two-year starter at the University of Nevada, where he totaled 147 receptions for 2,243 yards and 13 touchdowns. He also returned 48 punts for 551 yards and two scores.

2017 Highlights:

- **Against Oakland (9/10)**, ranked second on the team with 71 yards on five receptions, including a 24-yard catch in the second quarter.
- **At Jacksonville (9/17)**, totaled three receptions for 43 yards.
- **Against Seattle (9/24)**, led the Titans with six receptions and 87 receiving yards. In the third quarter, he turned a screen pass from Marcus Mariota into a 55-yard touchdown reception. The catch was the second-longest of his career, behind only a 60-yard reception at Houston on Oct. 2, 2016.

Matthews' Career Regular Season Statistics:

Year	Team	GP	GS	Rec	Yds	Avg	Lg	TD
2012	Mia	8	1	11	151	13.7	30	0
2013	Mia	16	5	41	448	10.9	29	2
2014	Mia	14	0	12	135	11.3	23	2
2015	Mia	11	11	43	662	15.4	53t	4
2016	Ten	16	10	65	945	14.5	60	9
2017	Ten	3	3	14	201	14.4	55t	1
Career		68	29	186	2,542	13.7	60	18



Matthews' Regular Season Single-Game Highs:

- Receptions** - 11 at Tampa Bay (11/11/13)
- Receiving Yards** - 122 at Indianapolis (11/20/16)
- Long Reception** - 60 at Houston (10/2/16)
- Touchdowns** - 2 (Three times, last at San Diego, 11/6/16)

2016 TD RECEPTION LEADERS

In 2016, wide receiver **Rishard Matthews** recorded nine touchdown receptions to more than double his previous career total of eight touchdowns in his first four NFL seasons, all of which he spent in Miami.

Matthews tied for sixth in the NFL and tied for second in the AFC in touchdown receptions in 2016.

In franchise history, Matthews' nine touchdown catches tied for ninth all-time.

Most touchdown receptions in 2016:

Player	Team	TD Receptions
1. Jordy Nelson	GB	14
2. Davante Adams	GB	12
Antonio Brown	Pit	12
Mike Evans	TB	12
5. Odell Beckham Jr.	NYG	10
6. Rishard Matthews	Ten	9
Kenny Stills	Mia	9
Michael Thomas	NO	9
9. (seven tied)		8

#13 • WR TAYWAN TAYLOR

[CLICK FOR COMPLETE BIO \(PDF\)](#)



The Titans selected wide receiver **Taywan Taylor** (first name pronounced TAY-wahn) in the third round (72nd overall) of the 2017 NFL Draft.

At Western Kentucky, Taylor broke every major single-season and career receiving record and accounted for 34 touchdown receptions over his final two campaigns. His career totals included 253 receptions for 4,234 yards and 41 touchdowns in four seasons.

In 2016, Taylor produced the best single season of any receiver in Hill-topper history, setting team records with 98 catches (ranked fifth in the nation), 1,730 receiving yards (third) and 17 touchdowns (tied for third).

Taylor is a native of Louisville, Ky.

2017 Highlights:

- **Against Oakland (9/10)**, made his NFL regular season debut and caught two passes for 14 yards.
- **At Jacksonville (9/17)**, recorded a 42-yard reception in the third quarter to put the Titans deep in Jaguars territory. The catch was the longest offensive play of the season for the Titans through two games. He also had two rushing attempts for 16 yards, including a 17-yard run for a first down in the second quarter.
- **Against Seattle (9/24)**, posted two receptions for 16 yards.

Taylor's 2017/Career Statistics:

Year	Team	GP	GS	Rec	Yds	Avg	Lg	TD
2017	Ten	3	0	5	72	14.4	42	0

Taylor's College Statistics:

Year	Team	GP	GS	Rec	Yds	Avg	Lg	TD
2013	Western Ky	11	7	24	270	11.3	45	0
2014	Western Ky	13	7	45	767	17.0	75t	7
2015	Western Ky	14	5	86	1,467	17.1	78t	17
2016	Western Ky	14	14	98	1,730	17.7	80t	17
Career		52	33	253	4,234	16.7	80t	41

Taylor's NFL Regular Season Single-Game Highs:

- Receptions** - 2 vs. Oakland (9/10/17)
- Receiving Yards** - 42 at Jacksonville (9/17/17)
- Long Reception** - 42 at Jacksonville (9/17/17)
- Touchdowns** - (none)



MORE TITANS WIDE RECEIVERS

15 - WR DARIUS JENNINGS (5-10, 180, 1st Year, Virginia)

➤ Wide receiver **Darius Jennings** (5-10, 180) was promoted from the team's practice squad to the 53-man roster on Sept. 23, 2017. He was first signed to the roster during the 2017 offseason.

➤ Jennings arrived in Tennessee with four NFL games of NFL experience, including one start. He originally signed as a rookie free agent with the Cleveland Browns in 2015 and as a rookie totaled 14 receptions for 117 yards and seven kickoff returns for 158 return yards. He also has spent time on the practice squads of the Browns, Chicago Bears and New York Jets.

➤ In 2016, he spent time with the Cleveland Browns, Chicago Bears and New York Jets practice squads.

➤ The Baltimore, Md., native appeared in 49 games with 28 starts during his four-year career at the University of Virginia. At the completion of his career, he ranked No. 1 all-time in Virginia history with 1,839 career kick return yards, No. 5 with 133 career receptions, No. 9 in program history with 1,667 career receiving yards and No. 11 with 3,719 career all-purpose yards.

19 - WR TAJAÉ SHARPE (6-2, 194, 2nd Year, Massachusetts)

➤ Wide receiver **Tajaé Sharpe** (6-2, 194) is in his second NFL season. He was selected by the Titans in the fifth round (140th overall) of the 2016 NFL Draft.

➤ Sharpe's 2017 campaign came to an end before the regular season began. He was placed on injured reserve on Sept. 2 after suffering a foot injury in the preseason finale.

➤ As a rookie, Sharpe played in all 16 games with 10 starts, the highest number of starts by a Titans rookie wide receiver since Chris Sanders started 11 games in 1995. He totaled 41 receptions for 522 yards and a pair of touchdowns during his first season. In franchise history, only eight other rookies had more receptions, and Sharpe ranked seventh among the NFL's 2016 rookie class in receptions and receiving yards.

➤ In four seasons at the University of Massachusetts (2012-15), the Piscataway, N.J., native appeared in 47 career games with 43 starts and finished as the school's all-time leader with 277 receptions and 3,486 receiving yards. He caught at least one pass in every game he played. The two-time All-MAC first-team performer ended his collegiate career ranked third in Minuteman history with 16 touchdowns and sixth with 3,497 all-purpose yards.

14 - WR/KR/PR ERIC WEEMS (5-9, 195, 10th Year, Bethune-Cookman)

➤ Wide receiver **Eric Weems** (5-9, 195) is in his 10th NFL season and his first campaign with the Titans. He was signed as an unrestricted free agent on March 11, 2017.

➤ He entered the NFL in 2007 as a rookie free agent with the Atlanta Falcons. He enjoyed two stints with the Falcons (2007–2011 and 2014–2016), separated by two years with the Chicago Bears (2012–2013).

➤ His career totals with the Falcons and Bears included 121 punt returns for a 10.8-yard average, which ranked fifth among active players through 2016; 165 kickoff returns for a 24.3-yard average; and 38 receptions for 353 yards. He added 102 career special teams tackles, leading his teams in the category four times.

➤ In 2016, Weems appeared in all 16 games for the NFC Champion Falcons. He averaged 11.4 yards on 24 punt returns and 23.0 yards on 17 kickoff returns, and he led the Falcons with 15 special teams tackles.

➤ Weems earned a Pro Bowl selection in 2010, when he established career highs in punt return average (12.8) and kickoff return average (27.5).

➤ A native of Ormond Beach, Fla., Weems attended Bethune-Cookman University.

➤ Read more on Weems later in this release among the team's specialists.



OFFENSIVE LINEMEN

TACKLES

No.	Name	Ht	Wt	Exp	College
78	Conklin, Jack	6-6	308	2	Michigan State
71	Kelly, Dennis	6-8	321	6	Purdue
77	Lewan, Taylor	6-7	309	4	Michigan

GUARDS

No.	Name	Ht	Wt	Exp	College
64	Kline, Josh	6-3	300	5	Kent State
61	Levin, Corey	6-4	307	R	Chattanooga
67	Spain, Quinton	6-4	330	3	West Virginia

CENTERS

No.	Name	Ht	Wt	Exp	College
60	Jones, Ben	6-3	308	6	Georgia
62	Schwenke, Brian	6-3	310	5	California

land Browns to jump up to the eighth spot to select Conklin. The Titans gave up a third-round pick and a second-rounder in 2017 in the trade and also got back a sixth-rounder.

The Michigan State product was a walk-on for the Spartans but went on to become the first Michigan State offensive lineman to be selected in the first round since 1989 (**Tony Mandarich**) and also the highest drafted Spartan since wide receiver **Charles Rogers** (No. 2) in 2003.

A native of Plainwell, Mich., Conklin was a three-year starter at left tackle for the Spartans. He started 38 of his 39 career games (35 at left tackle, three at right tackle) and recorded more than 235 career knock-downs. Three of his career starts at left tackle came in bowl games (2014 Rose, 2015 Cotton, 2016 College Football Playoff Semifinal at Cotton Bowl).

In his final season on campus, Conklin was named second-team All-American by The Associated Press and was on numerous All-Big Ten teams.

Conklin's Career Regular Season Games Played/Games Started:

Year	GP	GS	Starts by Pos
2016	16	16	RT-16
2017	3	3	RT-3
Totals	19	19	RT-19

#78 • T JACK CONKLIN

[CLICK FOR COMPLETE BIO \(PDF\)](#)

Jack Conklin is in his second NFL season. The 6-foot-6, 308-pound tackle was selected by the Titans with the eighth pick in the first round of the NFL Draft.

As a rookie, Conklin started all 16 games at right tackle, becoming the team's first player to start all 16 games at left or right tackle as a rookie since **Michael Roos** in 2005. He was a key cog in a line that helped the Titans finish 11th overall in offense, third in rushing and tied for seventh in fewest sacks allowed.

Conklin was named an alternate for the Pro Bowl and was named first team Associated Press All-Pro. He became the first Titans player to receive first-team All-Pro honors since running back **Chris Johnson** in 2009 and the first Titans rookie to receive the honor since defensive end **Jevon Kearse** in 1999. Conklin joined Dallas guard **Zack Martin** (2014) as the only rookie offensive linemen since the AFL-NFL merger to be named first-team AP All-Pro.

Conklin became the first draft pick by new general manager **Jon Robinson**. The Titans, who initially had the first pick in the draft but traded with the Los Angeles Rams back to the 15th spot, made a deal with the Cleve-



#60 • C BEN JONES

[CLICK FOR COMPLETE BIO \(PDF\)](#)



Center **Ben Jones** (6-3, 308) is in his sixth NFL season and his second campaign with the Titans. He was signed as an unrestricted free agent on March 10, 2016.

In his first year in Tennessee, Jones played a key role in an offensive turnaround. He started all 16 games at center, registering a start in every contest for the third consecutive season, dating back to his third year in Houston (2014). The veteran was a key cog in a line that helped the Titans finish 11th overall in offense, third in rushing and tied for seventh in fewest sacks allowed.

Jones was originally selected by the Houston Texans in the fourth round (99th overall) of the 2012 NFL Draft. Over the following four seasons, he started contests at center and both guard spots. He was a starter on two playoff teams in Houston (2012 and 2015).

In 2015, Jones started every game at center, extending his streak of consecutive regular season games played to 64, which was the second-longest active streak among NFL centers at the conclusion of the season.

A native of Centreville, Ala., Jones attended the University of Georgia, where his 49 total starts ranked third in school annals. He was a two-time All-SEC selection by the league's coaches and was named to Georgia's Team of the Decade. As a senior (2011), the team captain earned All-SEC first-team honors.

Jones' Career Regular Season Games Played/Games Started:

Year	Team	GP	GS	Starts by Pos
2012	Hou	16	10	RG-10
2013	Hou	16	1	RG-1
2014	Hou	16	16	LG-16
2015	Hou	16	16	C-16
2016	Ten	16	16	C-16
2017	Ten	3	3	C-3
NFL Totals		83	62	C-35, LG-16, RG-11

CURRENT IRONMEN AT CENTER

Among NFL offensive linemen presently listed as centers, **Ben Jones** ranks second in the NFL in consecutive games started. He trails only Dallas' **Travis Frederick**.

The streaks listed below are for consecutive games started by players who currently reside at center, even if some games were started at a position other than center.

Longest active consecutive starting streaks among current centers*:

Player	Current Team	Consecutive Games Started
1. Travis Frederick	Dallas Cowboys	66
2. Ben Jones	Tennessee Titans	51
Russell Bodine	Cincinnati Bengals	51
4. Jason Kelce	Philadelphia Eagles	44
5. Alex Mack	Atlanta Falcons	35
Matt Paradis	Denver Broncos	35

* Includes players who are currently listed as centers; streaks include games played at other positions

#71 • G/T DENNIS KELLY


[CLICK FOR COMPLETE BIO \(PDF\)](#)

Dennis Kelly (6-8, 321) is in his sixth NFL season and his second campaign with the Titans. He was acquired in a trade with the Philadelphia Eagles on Aug. 16, 2016. In exchange for Kelly, the Titans dealt wide receiver Dorial Green-Beckham to the Eagles.

In his first season with the Titans, Kelly played in all 16 games for the first time in his career with six starts as an extra tight end in "heavy" personnel packages. He helped the Titans rush for an average of 136.7 yards per game, which ranked third in the NFL.

Kelly entered the NFL as a fifth-round selection by the Eagles in the 2012 NFL Draft. In four seasons with the Eagles, he recorded 15 starts and 30 games played. He recorded nine starts with the Eagles at right tackle, four starts at right guard and two starts at left guard.

A native of Chicago Heights, Ill., Kelly was a team captain and a two-time offensive MVP at Purdue. He started his first three seasons at left tackle for the Boilermakers.



Kelly's Career Regular Season Games Played/Games Started:

Year	Team	GP	GS	Starts by Pos
2012	Phi	13	10	RG-3, RT-7
2013	Phi	0	0	
2014	Phi	3	3	LG-2, RG-1
2015	Phi	14	2	RT-2
2016	Ten	16	6	TE-6
2017	Ten	3	0	
NFL Totals		49	21	RG-4, RT-9, LG-2, TE-6

#64 • G JOSH KLINE


[CLICK FOR COMPLETE BIO \(PDF\)](#)

Guard **Josh Kline** (6-3, 300) is in his fifth NFL season and his second campaign with the Titans. He was acquired off waivers from the New England Patriots on Sept. 8, 2016.

Kline moved into Tennessee's starting lineup in Week 3 after **Chance Warmack** was placed on injured reserve with a finger injury. He never left the lineup for the remainder of the season, setting a career high in the process with 14 starts.

Kline spent the first three seasons of his NFL career in New England and won a Super Bowl as a member of their 2014 club. With the Patriots, he recorded 18 regular season starts and three postseason starts. He started games at both right (10) and left guard (11).

In 2015, he set career highs by playing in 14 games and recording 13



starts (seven at right guard and two at left guard). He also started twice at left guard in the 2015 playoffs.


Kline entered the NFL as an undrafted college free agent in 2013 following a four-year playing career at Kent State. He played right guard and right tackle during his stay there.

Kline's Career Regular Season Games Played/Games Started:

Year	Team	GP	GS	Starts by Pos
2013	NE	7	1	LG-1
2014	NE	12	4	LG-2, RG-2
2015	NE	14	13	LG-6, RG-7
2016	Ten	14	14	RG-14
2017	Ten	3	3	RG-3
NFL Totals		50	35	LG-9, RG-26

#77 • T TAYLOR LEWAN

[CLICK FOR COMPLETE BIO \(PDF\)](#)



Tackle **Taylor Lewan** (6-7, 309) is in his fourth NFL season. He was selected by the Titans with the 11th overall pick of the 2014 NFL Draft.

On Dec. 20, 2016, Lewan was named to his first career Pro Bowl, following a productive season in which he started all 16 games for the first time. The left tackle was the anchor of a line that helped the Titans finish 11th overall in offense, third in rushing and tied for seventh in fewest sacks allowed.

In 2015, Lewan started the first 15 games of the season at left tackle before missing the final with a concussion.

As a rookie in 2014, Lewan played in 11 games with six starts before suffering an ankle injury. He played as a reserve for the first five games and then started in six consecutive contests before the injury caused him to be inactive the final five weeks. For his efforts, Lewan was named to the Pro Football Writers of America All-Rookie Team.

In four seasons at Michigan, Lewan appeared in 50 games with 48 starts at left tackle. He started the final 41 games of his career and was named the Big Ten Conference Offensive Lineman of the Year in 2012 and 2013. As a senior in 2013, he started all 13 games at left tackle for the third consecutive season and was named second-team *Associated Press* All-American.

At the 2014 NFL Scouting Combine, he ran the 40-yard dash in 4.87 seconds, beating all other offensive linemen in his class and clocking the fourth-fastest time among offensive linemen in the last five years (2010-14). He also ranked among the top offensive linemen at the 2014 combine in the broad jump (first at nine feet, nine inches), vertical jump (tied for third at 30.5 inches) and three-cone drill (fourth at 7.39 seconds).



A native of Cave Creek, Ariz., Lewan became the first offensive tackle selected by the Titans/Oilers in the first round since tackle Brad Hopkins (13th overall) in 1993.

Lewan's Career Regular Season Games Played/Games Started:

Year	Team	GP	GS	Starts by Pos
2014	Ten	11	6	LT-6
2015	Ten	15	15	LT-15
2016	Ten	16	16	LT-16
2017	Ten	3	3	LT-3
NFL Totals		45	40	LT-40

#67 • G QUINTON SPAIN

[CLICK FOR COMPLETE BIO \(PDF\)](#)

Guard **Quinton Spain** (6-4, 330) is in his third NFL season. He was signed by the Titans as an undrafted free agent on May 11, 2015.

Spain appeared in 14 games with 13 starts at left guard during his second campaign. His physical style helped the Titans average 136.7 rushing yards per game, which ranked third in the NFL. Spain also helped the Titans tie for seventh in the NFL in fewest sacks allowed.

After winning a roster spot as a rookie, Spain appeared in seven games, including starts in each of the final six games at left guard.

Spain played in 50 career games with 38 starts at West Virginia and was a two-time All-Big 12 team honoree. As a senior (2014), he started 12 games at left guard and was named All-Big 12 first team by ESPN.com, All-Big 12 second team by Associated Press and All-Big 12 honorable mention by the coaches.

Spain is a native of Petersburg, Va.



Spain's Career Regular Season Games Played/Games Started:

Year	Team	GP	GS	Starts by Pos
2015	Ten	7	6	LG-6
2016	Ten	14	13	LG-13
2017	Ten	3	3	LG-3
NFL Totals		24	22	LG-22

MORE TITANS OFFENSIVE LINEMEN

61 - G/C COREY LEVIN (6-4, 307, Rookie, Chattanooga)

- **Corey Levin** was selected by the Titans in the sixth round (217th overall) of the 2017 NFL Draft.
- The 6-foot-4 inch, 307-pounder appeared in 52 career games with 51 starts at Chattanooga, 45 of which were consecutive.
- A native of Dacula, Ga., he developed versatility over his four-year collegiate career, making starts at left guard, and both left and right tackle.

62 - C/G BRIAN SCHWENKE

- **Brian Schwenke** (6-3, 310) is in his fifth NFL season. He was drafted by the Titans in the fourth round (107th overall) of the 2013 NFL Draft.
- He played four seasons with the Titans (2013–2016) before signing with the Indianapolis Colts as an unrestricted free agent in 2017. Upon his release by the Colts, he was re-signed by the Titans on Sept. 4, 2017.
- In 2016, he played in all 16 games for the Titans with three starts at left guard (10/27 vs. Jacksonville, 11/6 at San Diego and 11/13 vs. Green Bay).
- Schwenke started the first five games of 2015 at center before suffering a season-ending leg injury on Oct. 18.
- In 2014, he started the first 11 games at center before being placed on injured reserve (Nov. 25) with a knee injury.
- As a rookie in 2013, Schwenke started nine of the team's final 10 games at center.
- In four seasons with the California Golden Bears (2009-12), the Oceanside, Calif., native played in 48 of 50 possible games and started games at three different positions—16 starts at left guard, 12 at center and eight at right guard. As a senior, he played center for the first time and was named first-team All-Pac-12 by the league's coaches.
- Schwenke is a native of Oceanside, Calif.



DEFENSIVE LINEMEN

No.	Name	Ht	Wt	Exp	College
99	Casey, Jurrell	6-1	305	7	Southern California
94	Johnson, Austin	6-4	314	2	Penn State
90	Jones, DaQuan	6-4	322	4	Penn State
95	King, David	6-4	281	2	Oklahoma
97	Klug, Karl	6-3	278	7	Iowa
96	Williams, Sylvester	6-2	313	5	North Carolina

#99 • DT JURRELL CASEY

[CLICK FOR COMPLETE BIO \(PDF\)](#)

Defensive lineman **Jurrell Casey** (6-1, 305) is in his seventh NFL season. He was selected by the Titans in the third round (77th overall) of the 2011 NFL Draft.

A three-time defensive captain, Casey was named to his second consecutive Pro Bowl at the conclusion of the 2016 season. He started 15 games during the year and set a career high with 29 quarterback pressures in addition to 51 tackles, five sacks, three tackles for loss and five passes defensed. He became the first player for the team in the "Titans era" (1999–present) to register four consecutive seasons with at least five sacks.

In 2015, he started all 16 games for the second consecutive season and for the third time in his career. He led the team's defensive linemen with 86 tackles and tied **Brian Orakpo** for the team lead with seven sacks, the second-best total in Casey's career. Casey also set a then-career high and finished second on the team behind Orakpo with 28 quarterback pressures. He was named to the Pro Bowl for the first time in his career.

Casey was named one of five permanent team captains by his teammates for the first time in 2014. While remaining a key cog in the defense's switch from a 4-3 to a 3-4 scheme, he started all 16 games and led the team's defensive linemen (fourth on the team) with 86 tackles. His 27 quarterback pressures and 13 tackles for loss tied for the team lead and set new career highs. With five sacks, he ranked second on the squad.

In 2013, Casey was named *Associated Press* second-team All-Pro after putting together one of the best seasons by a defensive tackle in



franchise history. His 10.5 sacks set a career high and made up the second-highest total by a franchise defensive tackle since sacks became an official statistic in 1982, finishing behind only **Ray Childress'** 13 sacks in 1992. In 2013, only **Jason Hatcher** of the Dallas Cowboys (11) finished with more sacks than Casey among defensive tackles.

Casey started 31 out of 32 games in his first two seasons, and in each campaign he led the team's defensive linemen in tackles. As a rookie, he notched 74 tackles and 2.5 sacks, and he followed with 80 tackles and three sacks in 2012.

A native of Long Beach, Calif., Casey played in 38 games (26 starts) on the defensive line (24 at right defensive tackle and two at nose tackle) at the University of Southern California. He recorded 138 tackles, nine sacks, 22 tackles for loss, three quarterback pressures, four fumble recoveries, three forced fumbles, an interception and three passes defended.

In his final season with the Trojans (2010), he started all 13 games for the second consecutive season and had 67 tackles, a team-best 11 tackles for loss, a team-leading 4.5 sacks, one interception, one fumble recovery and two passes defended. He was named first-team All-Pac 10.

2017 Highlights:

- **Against Oakland (9/10)**, registered a pair of tackles.
- **At Jacksonville (9/17)**, posted two tackles and a pair of quarterback pressures.
- **Against Seattle (9/24)**, registered five tackles and three quarterback pressures.

Casey's Career Regular Season Statistics:

Year	GP	GS	Tackle	Sack	TFL	QBP	Int	PD	FF	FR
2011	16	15	74	2.5	5	9	0	1	1	1
2012	16	16	80	3.0	6	3	0	0	2	0
2013	15	14	90	10.5	3	10	0	3	1	1
2014	16	16	86	5.0	13	27	0	1	0	0
2015	16	16	86	7.0	11	28	0	5	0	0
2016	15	15	51	5.0	3	29	0	5	0	0
2017	3	3	9	0.0	0	5	0	3	0	0
Totals	97	95	476	33.0	41	111	0	18	4	2

Casey's Regular Season Single-Game Highs:

- Tackles** - 10 (Twice, last vs. Arizona, 12/15/13)
- Sacks** - 2 (Seven times, last vs. Houston, 1/1/17)
- Tackles for Loss** - 3 (Twice, last at Tampa Bay, 9/13/15)
- Forced Fumble** - 1 (Four times, last at St. Louis, 11/3/13)
- Fumble Recovery** - 1 (Twice, last at Oakland, 11/24/13)
- Quarterback Pressures** - 6 vs. Jacksonville (10/27/16)
- Passes Defended** - 3 vs. Atlanta (10/25/15)

FRANCHISE SACK LEADERS

Jurrell Casey ranks among the franchise's all-time leaders in career sacks. He passed Pro Football Hall of Fame defensive tackle **Curley Culp** (31*) in 2016 for 11th place in franchise annals.

Most career sacks, franchise history:

Player	Position	Seasons	Sacks*
1. Elvin Bethea	DE	1968–83	105.0
2. Ray Childress	DT	1985–95	75.5
3. Jesse Baker	DE	1979–87	66.0
4. William Fuller	DE	1986–93	59.0
5. Sean Jones	DE	1988–93	57.5
6. Jevon Kearse	DE	1999–03, 2008–09	52.0
7. Robert Brazile	LB	1975–84	48.0
8. Ted Washington	LB	1973–82	45.0
9. Kyle Vanden Bosch	DE	2005–09	38.5
Derrick Morgan	OLB	2010–17	38.5
11. Jurrell Casey	DT	2011–17	33.0

* Individual sacks became an official statistic in 1982. Sacks recorded prior to 1982 are unofficial

2013 SACKS BY DEFENSIVE TACKLES

Titans defensive tackle **Jurrell Casey** recorded a career-high 10.5 sacks in 2013. The third-year defensive tackle tied for second in the NFL in sacks among defensive tackles behind only Jason Hatcher of the Dallas Cowboys, who had 11 sacks.

Most sacks among defensive tackles in 2013:

Player	Team	Sacks
1. Jason Hatcher	Dal	11.0
2. Jurrell Casey	Ten	10.5
Kyle Williams	Buf	10.5
4. Gerald McCoy	TB	9.0
5. Marcell Dareus	Buf	7.5
6. Geno Atkins	Cin	6.0
Nick Fairley	Det	6.0
Chris Jones	NE	6.0
9. Michael Brockers	StL	5.5
Clinton McDonald	Sea	5.5
Ndamukong Suh	Det	5.5

SACKS BY TITANS/OILERS DTS

Since individual sacks became an official NFL statistic in 1982, **Jurrell Casey** and **Ray Childress** are the only Titans/Oilers defensive tackles to produce double-digit sacks in a single season.

Most sacks in a season by Oilers/Titans defensive tackles, 1982–present:

Defensive Tackle	Season	Sacks
1. Ray Childress	1992	13.0
2. Jurrell Casey	2013	10.5
3. Ray Childress	1993	9.0
4. Albert Haynesworth	2008	8.5
Ray Childress	1989	8.5
Ray Childress	1988	8.5
Ray Childress	1990	8.0
8. Jurrell Casey	2015	7.0
Karl Klug	2011	7.0
Gary Walker	1997	7.0
Ray Childress	1991	7.0

Note: In 1992, Lee Williams recorded 11 total sacks while playing both defensive end and defensive tackle for the Oilers. He is excluded from this list.



#94 • DL AUSTIN JOHNSON

[CLICK FOR COMPLETE BIO \(PDF\)](#)

Defensive lineman **Austin Johnson** (6-4, 314) is in his second NFL season. He was selected by the Titans with the 43rd overall pick in the second round of the 2016 NFL Draft.

In his rookie campaign, Johnson played in 10 total games and totaled 15 tackles, 0.5 sacks, one tackle for loss, one quarterback pressure and one pass defended.

In three seasons at Penn State, Johnson appeared in 38 games and recorded 28 starts, including starts in all 26 games as a sophomore and junior. He totaled 154 tackles, 8.5 sacks, 24 tackles for loss, eight passes defended, one forced fumble and four fumble recoveries, including a 71-yard fumble return for a touchdown.

As a junior in 2015, Johnson started all 13 games and was named Associated Press first-team All-Big Ten honors. He ranked second on the team with 15 tackles for loss and 6.5 sacks. His 78 tackles ranked second among FBS defensive linemen and third on the team. It was the highest tackle total by a Penn State defensive lineman since Jimmy Kennedy's 87 in 2002.

Johnson is a native of Galloway, N.J.

2017 Highlights:


- **Against Oakland (9/10)**, posted two tackles.
- **At Jacksonville (9/17)**, tallied two tackles.

Johnson's Career Regular Season Statistics:

Year	GP	GS	Tackle	Sack	TFL	QBP	Int	PD	FF	FR
2016	10	0	15	0.5	1	1	0	1	0	0
2017	3	0	5	0.0	0	0	0	0	0	0
Totals	13	0	20	0.5	1	1	0	1	0	0

Johnson's Regular Season Single-Game Highs:

Tackles - 4 at Kansas City (12/18/16)
Sacks - 0.5 at Indianapolis (11/20/16)



id-Robinson Award.

Jones is a native of Johnson City, N.Y.

2017 Highlights:

- **Against Oakland (9/10)**, registered four tackles.
- **At Jacksonville (9/17)**, posted one tackle.

Jones' Career Regular Season Statistics:

Year	Team	GP	GS	Tackle	Sack	TFL	QBP	Int	PD	FF	FR
2014	Ten	7	1	13	1.0	2	3	0	0	1	0
2015	Ten	16	16	67	0.0	2	15	0	0	0	1
2016	Ten	16	16	29	1.5	1	8	0	0	0	1
2017	Ten	3	3	6	0.0	0	0	0	0	0	0
Totals		42	36	115	2.5	5	26	0	0	1	2

Jones' Regular Season Single-Game Highs:

Tackles - 7 (Twice, last at San Diego, 11/6/16)
Sacks - 1 (Twice, last vs. Green Bay, 11/13/16)
Quarterback Pressures - 2 (Seven times, last vs. Green Bay, 11/13/16)
Forced Fumble - 1 vs. Indianapolis (12/28/14)
Fumble Recovery - 1 (Twice, last vs. Houston, 1/1/17)

#90 • DL DAQUAN JONES

[CLICK FOR COMPLETE BIO \(PDF\)](#)

Defensive lineman **DaQuan Jones** (6-4, 322) is in his fourth NFL season. He was selected by the Titans in the fourth round (112th overall) of the 2014 NFL Draft.

Jones was one of two Titans who started every game from 2015–2016, holding down a spot at defensive end for consecutive seasons. Outside linebacker **Brian Orakpo** was the other member of the team to start every game in that time period.


In 2016, Jones recorded 29 tackles, a career-high 1.5 sacks, one tackle for loss, eight quarterback pressures and a fumble recovery for a touchdown.

Jones was one of four members of the team to start all 16 games in 2015. He totaled 67 tackles, 15 quarterback pressures, two tackles for loss and a fumble recovery.

As a rookie, Jones appeared in seven games with one start. He registered 13 tackles, a sack, three quarterback pressures, two tackles for loss and a forced fumble.

A leader at Penn State during a time of turmoil, Jones started 23 of 46 college games, with all of his starting assignments coming during the last two seasons. Jones finished his career with 92 tackles, adding 4.5 sacks for minus 28 yards, 15.5 stops for losses totaling 55 yards, two fumble recoveries and a pass deflection.

As a senior in 2013, he started all 12 games at defensive tackle, finishing fifth on the team with a career-high 56 tackles (33 solos). His tackle total was the most for any interior defensive lineman in the Big Ten during the 2013 campaign. Jones was named first-team All-Big Ten by the league's coaches and second-team All-Conference by the media. He was named Penn State's Outstanding Senior Player and the recipient of the team's Re-



#97 • DL KARL KLUG

[CLICK FOR COMPLETE BIO \(PDF\)](#)


Karl Klug (6-3, 278) is in his seventh NFL season. He was selected by the Titans in the fifth round (142nd overall) of the 2011 NFL Draft and was resigned as an unrestricted free agent in March 2015.

Klug's 2016 campaign was cut short due to injury. He was placed on injured reserve on Dec. 21 due to a left Achilles injury and missed the final two games of the season. They were the first two games of his career in which he did not play. His season totals included 25 tackles, 1.5 sacks, one tackle for loss, 18 quarterback pressures and a pass defended.

Through his first five seasons, Klug (pronounced KLOOG) never missed a game. In 2015, he set a career high with 19 quarterback pressures and recorded four sacks, which was the second-highest total of his career. He added 26 tackles, one pass defended and one forced fumble.

Prior to 2014, Klug saw time at defensive end and defensive tackle in the defense's previous 4-3 scheme.

As a rookie in 2011, Klug emerged as one of the top young pass-rushing defensive tackles in the NFL, compiling a team-high seven sacks. The total tied for sixth place in sacks among all NFL rookies, tied for fourth among all NFL defensive tackles, and led all rookie defensive tackles. Playing in all 16 games (one start), Klug also totaled 32 tackles, 10 quarterback pressures, two tackles for loss, four passes defended and two forced fumbles.





During a four-year career at Iowa, Klug appeared in 40 games with 26 consecutive starts to end his career. He tallied 140 tackles, 31 tackles for loss, 9.5 sacks, eight quarterback pressures, eight passes defended, four forced fumbles and a fumble recovery.

As a senior in 2010, the Caledonia, Minn., native led the Hawkeyes with 13 tackles for loss and 5.5 sacks. He totaled 57 tackles en route to earning second-team All-Big Ten honors from the league's coaches and media. His honors also included the Roy J. Carver Most Valuable Player Award on defense, the Iron Hawk Award and the Hayden Fry "Extra Heartbeat" Award.

2017 Highlights:

- **Against Oakland (9/10)**, recorded three tackles.
- **At Jacksonville (9/17)**, posted one tackle.

Klug's Career Regular Season Statistics:

Year	GP	GS	Tackle	Sack	TFL	QBP	Int	PD	FF	FR
2011	16	1	32	7.0	2	10	0	4	2	0
2012	16	1	12	3.5	1	5	0	1	0	0
2013	16	3	26	2.0	0	4	0	2	2	1
2014	16	0	31	2.0	5	5	0	0	0	0
2015	16	0	26	4.0	0	19	0	1	1	0
2016	14	3	25	1.5	1	18	0	1	0	0
2017	2	0	4	0.0	0	0	0	0	0	0
Totals	96	8	156	20.0	9	61	0	9	5	1

Klug's Regular Season Single-Game Highs:

- Tackles** - 5 (Twice, last at Houston, 10/2/16)
- Sacks** - 2 (Twice, last at Indianapolis 12/9/12)
- Tackles For Loss** - 2 at Washington (10/19/14)
- Forced Fumbles** - 2 vs. Baltimore (9/18/11)
- Fumble Recovery** - 1 vs. N.Y. Jets (9/29/13)

#96 • NT SYLVESTER WILLIAMS

[CLICK FOR COMPLETE BIO \(PDF\)](#)



Nose tackle **Sylvester Williams** (6-2, 313) is in his fifth NFL season and his first campaign with the Titans. He was signed as an unrestricted free agent on March 14, 2017.

The veteran arrived in Tennessee after spending the first four years of his career with the Denver Broncos. During his time in Denver, he played in 60 games, including 48 starts, and totaled 93 tackles, 5.5 sacks and 17 tackles for loss.

Originally a first-round selection (28th overall) by the Broncos in the 2013 NFL Draft, Williams became a starter in a defense that finished in the NFL's top four overall rankings (yards allowed) in each season from 2014–2016, including the top ranked defense in 2015. The 2014 Broncos defense ranked second in the NFL against the run, as they set a franchise record for fewest rushing yards allowed in a season.

Williams also possesses extensive playoff experience. He participated in seven postseason contests (six starts) with the Broncos, including Super Bowl 50 and Super Bowl XLVII.

A native of Jefferson City, Mo., Williams played the final two years of his college career at the University of North Carolina. He began his college career at Coffeyville Community College.

2017 Highlights:

- **Against Oakland (9/10)**, started at nose tackle in his Titans regular season debut and notched a pair of tackles.
- **At Jacksonville (9/17)**, posted one tackle.

Williams' Career Regular Season Statistics:

Year	Team	GP	GS	Tackle	Sack	TFL	QBP	Int	PD	FF	FR
2013	Den	13	4	19	2.0	5	-	0	0	0	1
2014	Den	16	13	21	0.0	0	-	0	1	0	0
2015	Den	15	15	25	2.5	0	-	0	0	0	0
2016	Den	16	16	29	1.0	0	-	0	1	0	0
2017	Ten	3	2	3	0.0	0	0	0	0	0	0
Totals		63	50	97	5.5	5	-	0	2	0	1

Williams' Regular Season Single-Game Highs:

- Tackles** - 5 (Three times, last at Oakland, 11/6/16)
- Sacks** - 1 (Five times, last at Tampa Bay, 10/2/16)
- Fumble Recovery** - 1 at Oakland (12/29/13)

MORE TITANS DEFENSIVE LINEMEN

95 - DE DAVID KING (6-4, 281, 2nd Year, Oklahoma)

- **David King** was acquired by the Titans in a trade with the Kansas City Chiefs on Sept. 1, 2017.
- King was originally selected by the Philadelphia Eagles in the seventh round of the 2013 NFL Draft. He later joined the Cincinnati Bengals (2013–2014), Seattle Seahawks (2014–2015) and the Chiefs (2015–2017).
- Prior to joining the Titans, he played in 10 total NFL games and tallied four tackles, one tackle for loss, 1.5 sacks and two passes defended.
- In 2016, he spent time with the Chiefs on the practice squad and on the 53-man roster. He appeared in two games in a reserve role.
- In four years at Oklahoma, he saw action in 43 games, including 21 starts. He accumulated 75 tackles and 5.5 sacks.
- As a senior, he was named second-team All-Big 12 by the league's coaches.
- King is a native of Houston, Texas.

2017 Highlights:

- **At Jacksonville (9/17)**, made his Titans debut and registered a tackle.



TITANS LINEBACKERS

No.	Name	Ht	Wt	Exp	College
53	Bates, Daren	5-11	225	5	Auburn
55	Brown, Jayon	6-0	226	R	UCLA
44	Carraway, Josh	6-3	242	R	Texas Christian
92	Dodd, Kevin	6-5	277	2	Clemson
91	Morgan, Derrick	6-4	261	8	Georgia Tech
51	Ochi, Victor (IR)	6-1	242	1	Stony Brook
98	Orakpo, Brian	6-4	257	9	Texas
50	Palmer, Nate	6-2	248	5	Illinois State
93	Walden, Erik	6-2	250	10	Middle Tennessee St.
52	Wallace, Aaron (IR)	6-2	242	2	UCLA
54	Williamson, Avery	6-1	246	4	Kentucky
59	Woodyard, Wesley	6-0	233	10	Kentucky

#92 • OLB KEVIN DODD

[CLICK FOR COMPLETE BIO \(PDF\)](#)

Kevin Dodd is in his second NFL season. He was selected by the Titans with the 33rd overall draft choice in the second round of the 2016 NFL Draft.

The 6-foot-5-inch, 277-pounder transitioned to a 3-4 outside linebacker with the Titans after playing defensive end at Clemson.

In 2016, after appearing in nine games with one start, Dodd was placed on injured reserve on Dec. 6, ending his rookie campaign due to a foot injury. His totals for the season included nine tackles, one sack, four quarterback pressures and one tackle for loss.

With the Tigers, Dodd served as a reserve in his first three seasons before bursting on the scene as one of the country's top pass rushers during his redshirt junior campaign. His career totals included 107 tackles, 26.5 sacks for loss and 12 sacks over 39 career games.

In his final collegiate campaign, the Greenville, S.C., native started all 15 games and tallied 12 sacks, 23.5 stops for loss, 86 total tackles and 13 quarterback pressures. He ranked in the national top 10 in sacks, and only teammate Shaq Lawson ranked ahead of him nationally in tackles for loss. He was named honorable mention All-ACC by the media after starting all 15 games and registering 86 tackles, 23.5 for loss and 12 sacks.

In the National Championship Game against Alabama, he produced a career-high five tackles for loss and three sacks, both of which set Clemson single-game postseason records.

He is a native of Greenville, S.C.

Dodd's Career Regular Season Statistics:

Year	GP	GS	Tackle	Sack	TFL	QBP	Int	PD	FF	FR
2016	9	1	9	1.0	1	4	0	0	0	0
2017	1	0	1	0.0	0	0	0	0	0	0
Totals	10	1	10	1.0	1	4	0	0	0	0

Dodd's Regular Season Single-Game Highs:

Tackles - 6 at Detroit (9/18/16)

Sacks - 1 at Detroit (9/18/16)

Quarterback Pressures - 4 at Detroit (9/18/16)



#91 • OLB DERRICK MORGAN

[CLICK FOR COMPLETE BIO \(PDF\)](#)



Derrick Morgan (6-3, 261) is in his eighth NFL season. He was selected by the Titans with the 16th overall draft choice in the 2010 NFL Draft, and in March 2015, he was re-signed as an unrestricted free agent.

Through the 2016 campaign, Morgan ranked 10th in franchise history with 36.5 career sacks.

In 2016, Morgan started 15 games and set a career high with nine sacks, which ranked sixth among AFC linebackers. He also led the team and set a career high with 56 quarterback pressures, more than doubling his previous career high of 27 quarterback pressures in 2014.

Morgan's 2015 campaign came to an end when he was placed on injured reserve on Dec. 17 with a shoulder injury. Prior to the injury, he appeared in 10 games and registered 34 tackles, 4.5 sacks, 13 quarterback pressures, six tackles for loss, two passes defended and a forced fumble.

In 2014, Morgan produced at the time the biggest numbers of his career after switching from a 4-3 defensive end to a 3-4 outside linebacker. He started all 16 games for the second time in his career and led the squad with 6.5 sacks. His 27 quarterback pressures and 13 tackles for loss tied for the team lead and set new career highs. Also, his nine passes defended and two forced fumbles set career highs.

In 2013, Morgan played in 15 games with 14 starts at defensive end and ranked second on the team with six sacks, eight quarterback pressures and three tackles for loss (tied). His totals also included 54 tackles, one pass defended, one forced fumble and one fumble recovery.

In 2012, Morgan started all 16 games for the first time in his career and led the Titans with 6.5 sacks and 19 quarterback pressures. He also set a career high with 68 tackles and added five tackles for loss, five passes defended, a forced fumble and a fumble recovery.

Morgan played in 15 games in 2011 and led the Titans with 20 quarterback pressures. He added 47 tackles, 2.5 sacks, three tackles for loss and two passes defended.

As a rookie, an ACL tear ended his season after only four games.

In three seasons at Georgia Tech, the Coatesville, Pa., native totaled 115 tackles, 19.5 sacks, 29.5 tackles for loss, five passes defended, six fumble recoveries and two forced fumbles in 39 games. He started the final 27 consecutive games of his college career at left defensive end. Prior to entering the NFL after his junior season, he was named the ACC Defensive Player of the Year with an ACC-high 12.5 sacks.

2017 Highlights:

- **Against Oakland (9/10)**, totaled four tackles, one sack, a team-high two tackles for loss and a team-high five quarterback pressures. In the second quarter, he sacked Derek Carr for a seven-yard loss to help force a punt.
- **At Jacksonville (9/17)**, totaled four tackles, one sack and one pass de-



fensed. He recorded his second consecutive game with a sack, dropping Blake Bortles for a five-yard loss on third down in the third quarter. The sack tied Morgan with former Titans defensive end Kyle Vanden Bosch (38.5) for ninth on the team's all-time sack list.

➤ **At Jacksonville (9/24)**, registered three tackles and seven quarterback pressures.

Morgan's Career Regular Season Statistics:

Year	GP	GS	Tackle	Sack	TFL	QBP	Int	PD	FF	FR
2010	4	0	10	1.5	0	1	0	1	0	0
2011	15	10	47	2.5	3	20	0	2	0	0
2012	16	16	68	6.5	5	19	0	5	1	1
2013	15	14	54	6.0	3	8	0	1	1	1
2014	16	16	82	6.5	13	27	0	9	2	0
2015	10	9	34	4.5	6	13	0	2	1	0
2016	15	15	50	9.0	4	56	0	1	0	0
2017	3	3	11	2.0	3	12	0	1	0	0
Totals	94	83	354	38.5	37	156	0	22	5	2

Morgan's Regular Season Single-Game Highs:

- Tackles** - 13 at Philadelphia (11/23/14)
- Sacks** - 2 (Four times, last at Miami, 10/9/16)
- Quarterback Pressures** - 9 (Twice, last at Indianapolis, 11/20/16)
- Fumble Recovery** - 1 at Buffalo (10/21/12)
- Forced Fumble** - 1 (Four times, last at Jacksonville, 12/18/14)
- Tackles For Loss** - 3 (Twice, last vs. Indianapolis, 12/28/14)

FRANCHISE SACK LEADERS

Derrick Morgan ranks among the franchise's all-time leaders in career sacks. He is currently tied for ninth in franchise annals with 38.5 career sacks.

Most career sacks, franchise history:

Player	Position	Seasons	Sacks*
1. Elvin Bethea	DE	1968-83	105.0
2. Ray Childress	DT	1985-95	75.5
3. Jesse Baker	DE	1979-87	66.0
4. William Fuller	DE	1986-93	59.0
5. Sean Jones	DE	1988-93	57.5
6. Jevon Kearse	DE	1999-03, 2008-09	52.0
7. Robert Brazile	LB	1975-84	48.0
8. Ted Washington	LB	1973-82	45.0
9. Kyle Vanden Bosch	DE	2005-09	38.5
Derrick Morgan	OLB	2010-17	38.5
11. Jurrell Casey	DT	2011-17	33.0

* Individual sacks became an official statistic in 1982. Sacks recorded prior to 1982 are unofficial

SACKS BY TITANS/OILERS LINEBACKERS

In 2016, outside linebackers **Brian Orakpo** and **Derrick Morgan** turned in two of the top sack totals in franchise history among linebackers. Orakpo's current sack total is the highest by a Titans/Oilers linebacker since sacks became an official statistic in 1982. Morgan was not far from Orakpo's pace and was second in team annals among linebackers.

Prior to the 2014 season, Morgan switched from a 4-3 defensive end to a 3-4 outside linebacker, and in his first season in the new position, he led the team with 6.5 sacks.

In 2015, Orakpo arrived in Tennessee and registered seven sacks.

Franchise linebackers with 5.0 sacks in a season since 1982:

Linebacker	Season	Sacks
1. Brian Orakpo	2016	10.5
2. Derrick Morgan	2016	9.0
3. Lamar Lathon	1994	8.5
4. Johnny Meads	1988	8.0
5. Brian Orakpo	2015	7.0
6. Derrick Morgan	2014	6.5
Robert Brazile	1982	6.5
8. Akeem Ayers	2012	6.0
Mike Barrow	1996	6.0
Eddie Robinson	1999	6.0
11. Zach Brown	2012	5.5
Greg Favors	2000	5.5

TITANS SACK LEADERS SINCE 2010

Since entering the NFL in 2010 as a first-round pick, **Derrick Morgan** leads the Titans with 36.5 sacks. The next closest total is held by defensive lineman **Jurrell Casey**, who has 33 sacks in the same time period.

Morgan had at least 4.5 sacks in every season from 2012 through 2016.

Most sacks among Titans players, 2010-2017:

Player	Sacks
1. Derrick Morgan	38.5
2. Jurrell Casey	33.0
3. Karl Klug	20.0
4. Brian Orakpo	18.5
5. Jason Babin	12.5

TOP SACK TANDEMS

Together, outside linebackers **Brian Orakpo** and **Derrick Morgan** combined for 19.5 sacks in 2016. Orakpo led the team with 10.5 sacks, while Morgan contributed nine sacks.

Among all defensive tandems in the NFL, Orakpo and Morgan had the seventh-best sack total.

Most combined sacks by two NFL teammates in 2016 (includes team's top two sack producers):

Team	Sacks by Top Two Players	Player 1	Player 2
1. Arizona	23.5	Markus Golden - 12.5	Chandler Jones - 11.0 (Calais Campbell - 8.0)
2. Seattle	21.5	Cliff Avril - 11.5	Frank Clark - 10.0
Denver	21.5	Von Miller - 13.5	Shane Ray - 8.0
4. Minnesota	20.5	Danielle Hunter - 12.5	Everson Griffen - 8.0 (Brian Robison - 7.5)
5. Washington	20.0	Ryan Kerrigan - 11	Trent Murphy - 9.0
Atlanta	20.0	Vic Beasley - 15.5	Adrian Clayborn - 4.5
7. Tennessee	19.5	Brian Orakpo 10.5	Derrick Morgan - 9.0
8. San Diego	18.5	Joey Bosa - 10.5	Melvin Ingram - 8.0
Green Bay	18.5	Nick Perry - 11.0	Julius Peppers - 7.5
Buffalo	18.5	Lorenzo Alexander - 12.5	Jerry Hughes - 6.0

The total by Orakpo and Morgan was the best for any Titans duo since 2007, when defensive ends **Jason Babin** (12.5) and **Dave Ball** (7.0) combined for 19.5 sacks. Orakpo and Morgan tied for the third-most sacks by a pair of teammates in the "Titans era" of the team's history (1999-present).

Most combined sacks by the Titans' top two sack producers in a season, 1999-present:

Season	Sacks by Top Two Players	Player 1	Player 2
1. 1999	20.5	Jevon Kearse - 14.5	Eddie Robinson - 6.0
2. 2007	20.0	Kyle Vanden Bosch - 12.0	Antwon Odom - 8.0
3. 2016	19.5	Brian Orakpo - 10.5	Derrick Morgan - 9.0
2010	19.5	Jason Babin - 12.5	Dave Ball - 7.0
2000	19.5	Jevon Kearse - 11.5	Kenny Holmes - 8.0
6. 2005	19.0	Kyle Vanden Bosch - 12.5	Travis LaBoy - 6.5
7. 2002	18.0	Kevin Carter - 10.0	Carlos Hall - 8.0

GAME PREVIEW

TEAM NOTES

PLAYER NOTES

MEDIA

STATISTICS

ROSTERS

#98 • OLB BRIAN ORAKPO

[CLICK FOR COMPLETE BIO \(PDF\)](#)



Outside linebacker **Brian Orakpo** (6-4, 257) completed his eighth NFL season and his second campaign with the Titans in 2016. He was signed as an unrestricted free agent on March 13, 2015.

In his first two years in Tennessee, Orakpo was one of two Titans (**DaQuan Jones**) to start all 32 games, and he led the team over that period with a total of 17.5 sacks. His teammates voted him a defensive captain in both 2015 and 2016.

In 2016, he led the defense with 10.5 sacks, the second-highest total of his career. He ranked second on the team with a career-high 49 quarterback pressures and added 55 tackles, four tackles for loss, five passes defended and one forced fumble. At the conclusion of the year, he was named to his fourth career Pro Bowl (first with the Titans).

In 2015, Orakpo started all 16 games for the first time since 2011. His seven sacks tied for the team lead, and he led the squad with 37 quarterback pressures and 12 tackles for loss.

Orakpo spent the previous six years as a member of the Washington Redskins, who selected him in the first round (13th overall) of the 2009 NFL Draft. During his time in Washington, Orakpo was named to the Pro Bowl three times (2009, 2010 and 2013). His career totals in Washington included 40 sacks, 255 tackles, one interception, 17 passes defended, six forced fumbles and three fumble recoveries in 71 starts. He recorded eight multi-sack games.

As a rookie in 2009, he earned Pro Bowl honors and set a Redskins rookie record with 11 sacks, which also led all NFL rookies.

For each of his first three seasons in Washington, Orakpo led or tied for the team lead in sacks, but he missed most of the 2012 and 2014 seasons with pectoral injuries.

In 2013, he earned his third Pro Bowl selection, as he registered 10 sacks, 60 tackles, one interception return for touchdown, 18 quarterback hits, 16 tackles for loss and two fumble recoveries.

A native of Houston, Texas, Orakpo was drafted by the Redskins out of the University of Texas, where he finished his college career with 22 sacks. He was a multiple award winner in college, including the Nagurski (nation's top defensive player), Lombardi (nation's top lineman) and the Hendricks (nation's top defensive end). He was a part of the Texas team that won the National Title at the conclusion of the 2005 season.

2017 Highlights:

- **Against Oakland (9/10)**, registered five tackles, one quarterback pressure, one forced fumble and one pass defended.
- **At Jacksonville (9/17)**, totaled four tackles, one sack, one forced fumble and four quarterback pressures. In the second quarter, he recorded a strip-sack against Jaguars quarterback Blake Bortles, and the fumble was recovered by linebacker Erik Walden. Orakpo was credited with his first sack of the season, and the forced fumble was the ninth of his career.
- **Against Seattle (9/24)**, recorded two tackles, one tackle for loss, a team-high 10 quarterback pressures and one pass defended.

Orakpo's Career Regular Season Statistics:

Year	Team	GP	GS	Tackle	Sack	TFL	QBP	Int	PD	FF	FR
2009	Was	16	16	61	11.0	13	20	0	1	1	0
2010	Was	15	15	78	8.5	9	47	0	2	1	0
2011	Was	16	16	66	9.0	7	35	0	5	3	1
2012	Was	2	2	8	1.0	1	3	0	3	1	0
2013	Was	15	15	70	10.0	15	42	1	5	0	2
2014	Was	7	7	28	0.5	1	9	0	1	0	0
2015	Ten	16	16	64	7.0	12	37	0	5	1	0
2016	Ten	16	16	55	10.5	4	49	0	5	1	0
2017	Ten	3	3	11	1.0	2	15	0	2	2	0
Totals		106	106	441	58.5	64	257	1	29	10	3

Orakpo's Regular Season Single-Game Highs:

- Tackles** - 8 (Four times, last at Miami, 10/9/16)
- Sacks** - 4 at Oakland (12/13/09)
- Interceptions** - 1 vs. Chicago (10/20/13)
- Forced Fumble** - 1 (10 times, last at Jacksonville, 9/17/17)
- Fumble Recovery** - 1 (Three times, last at Atlanta, 12/15/13)
- Passes Defensed** - 3 at New Orleans (9/9/12)

SACKS BY AFC LINEBACKERS IN 2016

In 2016, Titans outside linebacker **Brian Orakpo** tied for 13th in the NFL with 10.5 sacks, and he was ninth among all linebackers.

In the AFC, Orakpo's sack total ranked sixth overall and fourth among linebackers.

Sack leaders in 2016 among AFC linebackers:

Player	Team	Sacks
1. Von Miller	Den	13.5
2. Lorenzo Alexander	Buf	12.5
3. Erik Walden	Ind	11.0
4. Brian Orakpo	Ten	10.5
5. Dee Ford	KC	10.0
6. Derrick Morgan	Ten	9.0
7. Melvin Ingram	SD	8.0
Shane Ray	Den	8.0
Terrell Suggs	Bal	8.0
10. Whitney Mercilus	Hou	7.5

SACKS BY AFC LINEBACKERS IN 2015

Titans outside linebacker **Brian Orakpo** tied for sixth in the AFC among linebackers with seven sacks in 2015.

Sack leaders in 2015 among AFC linebackers:

Player	Team	Sacks
1. Whitney Mercilus	Hou	12.0
2. Von Miller	Den	11.0
3. Melvin Ingram	SD	10.5
4. Justin Houston	KC	7.5
DeMarcus Ware	Den	7.5
6. Brian Orakpo	Ten	7.0
Robert Mathis	Ind	7.0
8. Tamba Hali	KC	6.5
9. Jerry Attaochu	SD	6.0
Elvis Dumervil	Bal	6.0



#93 • OLB ERIK WALDEN

[CLICK FOR COMPLETE BIO \(PDF\)](#)



Outside linebacker **Erik Walden** (6-2, 250) is in his 10th NFL season and his first campaign with the Titans. He was signed as an unrestricted free agent on July 28, 2017.

Prior to arriving in Tennessee, Walden spent nine previous seasons with a total of four NFL franchises, including the last four seasons with the Indianapolis Colts. His career totals before joining the Titans included 86 starts, 32 career sacks, two interceptions and seven forced fumbles in 129 career games.

In 2016 with the Colts, he posted a career-high 11.0 sacks, which ranked eighth in the NFL and tied for the ninth most in a season in Colts history. He added 46 tackles, three forced fumbles and nine tackles for loss.

Walden was drafted in the sixth round of the 2008 NFL Draft by the Dallas Cowboys. He went on to play for the Kansas City Chiefs (2008), Miami Dolphins (2008-10) and Green Bay Packers (2010-12) before going to the Colts.

A native of Dublin, Ga., Walden was a two-time All-Sun Belt selection as a defensive end at Middle Tennessee State and finished his career with 22.5 sacks to become the school's all-time leader.

2017 Highlights:

- **Against Oakland (9/10)**, made his regular season Titans debut and tallied three tackles and two quarterback pressures.
- **At Jacksonville (9/17)**, recovered a fumble by Jaguars quarterback Blake Bortles in the second quarter for his third career fumble recovery. He added one tackle in the game.
- **Against Seattle (9/24)**, totaled four tackles, one sack and two quarterback pressures. In the second quarter, he recorded his first sack in a Titans uniform, dropping Russell Wilson for a nine-yard loss.

Walden's Career Regular Season Statistics:

Year	Team	GP	GS	Tackle	Sack	TFL	QBP	Int	PD	FF	FR
2008	KC/Mia	15	0	0	0.0	-	-	0	0	0	0
2009	Mia	11	0	0	0.0	-	-	0	0	0	0
2010	Mia/GB	11	2	31	3.0	-	-	0	1	0	0
2011	GB	16	15	86	3.0	-	-	0	2	1	1
2012	GB	15	9	71	3.0	-	-	2	4	0	0
2013	Ind	15	15	58	3.0	-	-	0	3	1	1
2014	Ind	15	14	57	6.0	-	-	0	0	1	0
2015	Ind	15	15	57	3.0	-	-	0	0	1	0
2016	Ind	16	16	46	11.0	-	-	0	0	3	0
2017	Ten	3	0	8	1.0	0	4	0	0	0	1
Totals		132	86	414	33.0	-	-	2	10	7	3

Walden's Regular Season Single-Game Highs:

- Tackles** - 16 vs. Chicago (1/2/11)
- Sacks** - 3 vs. Chicago (1/2/11)
- Interceptions** - 1 (Twice, last vs. Tennessee 12/23/12)
- Forced Fumble** - 2 vs. San Diego (9/25/16)
- Fumble Recovery** - 1 (Three times, last at Jacksonville 9/17/17)
- Passes Defensed** - 2 at Indianapolis (10/7/12)

#54 • ILB AVERY WILLIAMSON

[CLICK FOR COMPLETE BIO \(PDF\)](#)



Linebacker **Avery Williamson** (6-1, 246) is in his fourth NFL season in 2016. He was selected by the Titans in the fifth round (151st overall) of the 2014 NFL Draft.

During his first three campaigns, Williamson accumulated a team-high 393 tackles, increasing his total from 107 tackles as a rookie, to 137 tackles in 2015, and finally to 149 stops in 2016. The next closest three-year tackle total to his during that time was 332 (**Wesley Woodyard**).

In 2016, Williamson started all 16 games for the first time in his career, and his 149 tackles were the most by a member of the Titans since **Stephen Tulloch's** 169 stops in 2010. In addition, he posted two sacks, six tackles for loss, nine quarterback pressures, one interception and one forced fumble.

Williamson started 15 games in 2015 and led the team in tackles for the first time. He became the first defender in the "Titans era" (1999-present) to begin his career with two consecutive 100-tackle seasons. His 2015 statistics also included 3.5 sacks, 13 quarterback pressures and an interception.

In 2014, Williamson had one of the most productive seasons of any Titans defensive rookie in recent memory. Even though he did not record his first start until Week 5, he produced 107 tackles to rank third on the team in 2014 and record the highest tackle total by a rookie in the "Titans era" (1999-present). He added three sacks, eight quarterback pressures, eight tackles for loss, four passes defensed, two fumble recoveries and seven stops on special teams.

During a four-year career at Kentucky, Williamson played in 49 games with 21 starts. He finished his career with 296 total tackles, including double-digit tackles in 12 career contests. After primarily serving on special teams in his first two years, he went over the 100-tackle mark as a junior and senior.

As a senior in 2013, he was a team captain and led the squad in tackles for the second consecutive season. His 102 tackles tied for fourth place in the SEC, and he was named All-SEC second team by Associated Press.

The Milan, Tenn., native grew up as a Titans fan.

2017 Highlights:

- **Against Oakland (9/10)**, tied for the team lead with 10 tackles. He reached 400 career tackles in the contest.
- **At Jacksonville (9/17)**, finished second on the team with nine tackles and batted a Blake Bortles pass that was then intercepted by teammate Curtis Riley.
- **Against Seattle (9/24)**, tallied eight tackles in his 50th career game.

Williamson's Career Regular Season Statistics:

Year	GP	GS	Tackle	Sack	TFL	QBP	Int	PD	FF	FR
2014	16	12	107	3.0	8	8	0	4	0	2
2015	15	15	137	3.5	9	13	1	1	0	0
2016	16	16	149	2.0	6	9	1	1	1	0
2017	3	3	27	0.0	0	0	0	1	0	0
Totals	50	46	420	8.5	23	30	2	7	1	2

Williamson's Regular Season Single-Game Highs:

- Tackles** - 16 vs. Carolina (11/15/15)
- Sacks** - 2 vs. Pittsburgh (11/17/14)
- Tackle For Loss** - 3 (Twice, last at Jacksonville, 11/19/15)
- Quarterback Pressures** - 3 vs. Pittsburgh (11/17/14)
- Interceptions** - 1 (Twice, last vs. Oakland, 9/25/16)
- Forced Fumble** - 1 vs. Denver (12/11/16)
- Fumble Recovery** - 1 (Twice, last at Washington, 10/19/14)
- Passes Defensed** - 2 vs. Cleveland (10/5/14)

CONSECUTIVE SEASONS LEADING TEAM

In 2016, **Avery Williamson** led the Titans with a career-high 149 tackles, marking the second consecutive season he led the team in total stops.

Williamson recorded his third consecutive 100-tackle season to begin his career. Previously in the "Titans era" (1999-present), no other player began his career with two consecutive 100-tackle seasons.

Titans tackle leaders in 2016 (by total tackles):

Player	Pos	Total	Solo	Assist
1. Avery Williamson	ILB	149	76	73
2. Wesley Woodyard	ILB	88	52	36
3. Sean Spence	LB	77	41	36
4. Jason McCourty	CB	64	56	8
5. Kevin Byard	S	63	42	21

Titans tackle leaders in 2015 (by total tackles):

Player	Pos	Total	Solo	Assist
1. Avery Williamson	ILB	137	79	58
2. Wesley Woodyard	ILB	110	70	40
3. Michael Griffin	S	101	67	34
4. Zach Brown	ILB	98	65	33
5. Jurrell Casey	DT	86	48	38



16 TACKLES IN A GAME

Against the Carolina Panthers on Nov. 15, 2015, **Avery Williamson** was credited with 16 tackles, as determined by the defensive coaching staff's film review*. He had nine solo stops and seven assists.

In the "Titans era" (since 1999), Williamson is only the ninth player to record 16 tackles in a game, and he was the first to accomplish the feat since **Michael Griffin** had 18 total stops at San Diego on Sept. 16, 2012.

Most total tackles in a game by a Titans defender, 1999–present (all totals from coaches' film review):

Player	Date	Opponent	Total Tackles*
1. Brad Kassell	Jan. 2, 2005	Detroit	19
Keith Bulluck	Sept. 28, 2003	at Pittsburgh	19
3. Michael Griffin	Sept. 16, 2012	at San Diego	18
Jordan Babineaux	Oct. 23, 2011	Houston	18
5. Stephen Tulloch	Dec. 5, 2010	Jacksonville	17
Peter Sirmon	Dec. 7, 2003	Indianapolis	17
7. Avery Williamson	Nov. 15, 2015	Carolina	16
Keith Bulluck	Oct. 5, 2003	at New England	16
Keith Bulluck	Oct. 27, 2002	at Cincinnati	16

* Tackle statistics compiled by coaches often differ from press box tallies from the same game.

TACKLES BY TITANS ROOKIES SINCE 1999

Titans rookie inside linebacker **Avery Williamson** began the 2014 season as a reserve. In Week 5 against Cleveland, he recorded his first start and started every contest for the rest of the year.

Williamson finished the 2014 campaign with 107 tackles—more than any other rookie for the team since 1999. In the franchise's 16 years as the Titans, the previous defensive rookie with the most tackles was cornerback **Alterraun Verner** with 103 stops in 2010.

Most tackles by a Titans rookie, 1999–2016:

Player	Position	Season	Total	Solo	Assist
1. Avery Williamson	LB	2014	107	55	52
2. Alterraun Verner	CB	2010	103	76	27
3. Zach Brown	LB	2012	93	70	23
4. Akeem Ayers	LB	2011	88	66	22
5. Jevon Kearse	DE	1999	85	59	26
6. Colin McCarthy	LB	2011	76	61	15
7. Jurrell Casey	DT	2011	74	41	33
8. Carlos Hall	DE	2002	70	43	27
9. Tank Williams	S	2002	69	55	14
10. Kevin Byard	S	2016	63	42	21

Note: Tackle statistics for the Titans are compiled from coaches' film study after each game. They sometimes differ from the "press box statistics" tallied at each game.

WILLIAMSON AND THE 2014 ROOKIE CLASS

Avery Williamson played in all 16 games as a rookie, including starts in each of the final 12 games of the season. His statistics included 107 tackles, three sacks and two fumble recoveries.

Among rookies, Williamson's tackle tally ranked fourth in the NFL, according to tackle statistics published by NFL teams, which sometimes differ from "press box statistics." Williamson ranked behind only Baltimore's **C.J. Mosley** (129 tackles), San Francisco's **Chris Borland** (128) and Buffalo's **Preston Brown** (108).

Among rookie inside linebackers, Williamson and Mosley tied for the sack lead, and Williamson led the group in defensive fumble recoveries.

Most tackles among ALL ROOKIES in 2014 (using team-published tackle statistics):

Player	Team	Position	Total Tackles
1. C.J. Mosley	Baltimore	ILB	129
2. Chris Borland	San Francisco	ILB	128
3. Preston Brown	Buffalo	OLB	108
4. Avery Williamson	Tennessee	ILB	107
5. E.J. Gaines	St. Louis	CB	105
6. Anthony Hitchens	Dallas	OLB	100
7. Telvin Smith	Jacksonville	OLB	99
8. Christian Jones	Chicago	ILB	98
9. Ha Ha Clinton-Dix	Green Bay	FS	95
10. Khalil Mack	Oakland	OLB	84

Most sacks by rookie INSIDE LINEBACKERS in 2014:


Player	Team	Sacks
1. C.J. Mosley	Baltimore	3
2. Avery Williamson	Tennessee	3
3. Christian Jones	Chicago	2
4. Chris Kirksey	Cleveland	2

Most defensive fumble recoveries by rookie INSIDE LINEBACKERS in 2014:

Player	Team	Fumble Recoveries
1. Avery Williamson	Tennessee	2
2. Chris Borland	San Francisco	1
Christian Jones	Chicago	1
C.J. Mosley	Baltimore	1

#59 • ILB WESLEY WOODYARD

[CLICK FOR COMPLETE BIO \(PDF\)](#)



Linebacker **Wesley Woodyard** (6-0, 233) is in his 10th NFL season and his fourth campaign with the Titans. He was signed as an unrestricted free agent on March 14, 2014.

Woodyard, who played in all 48 games during his first three seasons with the club, was named a team captain by his teammates in 2016 for the third time as a member of the Titans and for the ninth time in his career.

Woodyard started 10 times in 2016 and registered 88 tackles, two sacks, seven tackles for loss, eight quarterback pressures, one interception and six passes defended.

In 2015, he recorded 12 starts, finished second on the team with 110 tackles and ranked third on the squad with five sacks. He added nine quarterback pressures, seven tackles for loss, three passes defended, a forced fumble, a fumble recovery and six special teams tackles.

In 2014, Woodyard's totals in his first season with the Titans included 16 starts and a career-high 134 tackles, which led the team.

Woodyard joined the Titans after spending his first six years of his career with the Denver Broncos. He appeared in 87 regular-season games with 40 starts. For his Broncos career, he totaled 396 tackles, eight sacks, five interceptions, six forced fumbles and one fumble recovery.

As the middle linebacker from 2012-13, Woodyard started 24 total games and registered 197 tackles, seven sacks, four interceptions and three forced fumbles.

In 2012, Woodyard led the Broncos with a career-high 114 tackles. He ranked second on the squad in both 2013 (83) and 2011 (87).

Also in 2012, he was the only NFL player to record at least 100 tackles, five sacks and three interceptions. He was only the 12th NFL player to accomplish the feat over a 30-year span.

The LaGrange, Ga., native entered the NFL as an undrafted free agent out of the University of Kentucky. He earned first-team All-SEC honors during each of his final two seasons with the Wildcats.

2017 Highlights:

- **Against Oakland (9/10)**, tied for the team lead with 10 tackles, including a sack. In the second quarter, he recorded the team's first sack of the season, taking down Derek Carr for a five-yard loss.
- **At Jacksonville (9/17)**, led the team and tied his career high with 15 tackles, including a tackle for loss.
- **Against Seattle (9/24)**, led the team with 13 tackles and two tackles for loss. He also tallied three quarterback pressures.

Woodyard's Career Regular Season Statistics:

Year	Team	GP	GS	Tackle	Sack	TFL	QBP	Int	PD	FF	FR
2008	Den	16	6	54	0.0	NA	NA	0	1	1	0
2009	Den	16	0	35	0.0	NA	NA	1	2	1	0
2010	Den	11	3	23	1.0	NA	NA	0	0	0	0
2011	Den	15	7	87	0.0	NA	NA	0	2	2	0
2012	Den	15	14	114	5.5	NA	NA	3	6	1	1
2013	Den	14	10	83	1.5	NA	NA	1	4	1	0
2014	Ten	16	16	134	2.5	8	9	2	4	0	0
2015	Ten	16	12	110	5.0	7	9	0	3	1	1
2016	Ten	16	10	88	2.0	7	8	1	6	0	0
2017	Ten	3	3	38	1.0	4	4	0	0	0	0
Totals		138	81	766	18.5	NA	NA	8	28	7	2

Woodyard's Regular Season Single-Game Highs:

- Tackles** - 15 (Twice, last at Jacksonville, 9/17/17)
- Sacks** - 1.5 vs. Cleveland (12/23/12)
- Interceptions** - 1 (Eight times, last at Chicago, 11/27/16)
- Forced Fumble** - 1 (Seven times, last at Cleveland, 9/20/15)
- Fumble Recovery** - 1 vs. San Diego (11/18/12)
- Passes Defensed** - 3 at Chicago (11/27/16)

2014 TITANS TACKLE LEADERS

Linebacker **Wesley Woodyard** finishes first among Titans defenders with a career-high 134 tackles in 2014, his first season in Tennessee.

Titans tackle leaders in 2014 (by total tackles):

Player	Pos	Total	Solo	Assist
1. Wesley Woodyard	ILB	134	66	68
2. Michael Griffin	S	115	83	32
3. Avery Williamson	ILB	107	55	52
4. Jurrell Casey	DT	86	58	28
5. Jason McCourty	CB	85	77	8
6. Derrick Morgan	OLB	82	52	30
7. George Wilson	S	65	49	16
8. Blidi Wreh-Wilson	S	57	47	10
9. Sammie Hill	NT	47	30	17
10. Ropati Pitoitua	DE	45	21	24

MORE TITANS LINEBACKERS

53 - LB DAREN BATES (5-11, 225, 5th Year, Auburn)

- **Daren Bates** was signed by the Titans as an unrestricted free agent in the 2017 offseason.
- The 5-foot-11 inch, 225-pounder appeared in all 16 games with one start for the Oakland Raiders during the 2016 season. Bates played primarily on special teams.
- Bates was originally signed by the St. Louis Rams as an undrafted free agent following the 2013 NFL Draft.
- The Memphis, Tenn., native appeared in 49 games at linebacker and safety over four seasons at Auburn.



55 - LB JAYON BROWN (6-0, 226, Rookie, UCLA)

- **Jayon Brown** was selected by the Titans in the fifth round (155th overall) of the 2017 NFL Draft.
- The 6-foot, 226-pounder appeared in 49 games with 21 starts and totaled 220 tackles over four seasons at UCLA.
- A native of Long Beach, Calif., he led UCLA with 119 tackles in 2016, which tied for 16th on the school's all-time single-season leaderboard.

2017 Highlights:

- **Against Oakland (9/10)**, made his NFL regular season debut and posted four tackles.
- **Against Seattle (9/24)**, posted five tackles.

44 - OLB JOSH CARRAWAY (6-3, 242, Rookie, Texas Christian)

- **Josh Carraway** was selected by the Titans in the seventh round (227th overall) of the 2017 NFL Draft.
- The 6-foot-3 inch, 242-pounder played in 43 games at Texas Christian and posted 133 tackles and 19 sacks over four seasons.
- The Flower Mound, Texas, native registered a combined 17 sacks in his final two seasons and became the first player to lead the Horned Frogs in sacks in consecutive years since former first-round pick Jerry Hughes in 2008-09.

50 - ILB/OLB NATE PALMER (6-2, 248, 5th Year, Illinois State)

- **Nate Palmer** was claimed off waivers by the Titans from the Green Bay Packers on April 11, 2016.
- In 2016, Palmer appeared in 14 games and led the team with 12 special teams tackles. On defense he tallied two tackles and one tackle for loss.
- Palmer spent his first three NFL seasons with the Green Bay Packers. He appeared in 24 games with 12 starts from 2013-15, while missing the entirety of his second season with an injury. He played both inside and outside linebacker during his time with the Packers.
- In 2015, he played in a career-best 16 games with 10 starts for Green Bay and registered career highs with 80 tackles, a sack, two quarterback pressures and three passes defensed.
- The Chicago, Ill., native was originally selected by the Green Bay Packers in the sixth round (193rd overall) of the 2013 NFL Draft.



TITANS CORNERBACKS

No.	Name	Ht	Wt	Exp	College
25	Jackson, Adoree'	5-11	185	R	Southern California
23	McCain, Brice	5-9	190	9	Utah
24	Reed, Kalan	5-11	192	1	Southern Miss
26	Ryan, Logan	5-11	195	5	Rutgers
36	Sims, LeShaun	6-0	203	2	Southern Utah
33	Smith, Tye	6-0	195	2	Towson

#25 • CB ADOREE' JACKSON

[CLICK FOR COMPLETE BIO \(PDF\)](#)



Cornerback **Adoree' Jackson** (5-11, 185) was selected by the Titans with the 18th overall pick in the first round of the 2017 NFL Draft.

In three seasons at Southern California, Jackson appeared in 39 games with 36 starts. Although he was a starter at cornerback, he was a three-way threat, contributing as a returner and on offense. He scored 15 total touchdowns during his career in four different ways: via reception (6), interception (1), punt return (4) and kickoff return (4).

Jackson's career defensive totals with the Trojans included 139 tackles, 29 passes defended, six interceptions, six stops for loss, three fumble recoveries and two forced fumbles.

As a return specialist, Jackson notched 79 kickoff returns for 2,141 yards with four touchdowns and 46 punt returns for 578 yards with four touchdowns. He tied two NCAA records with his eight career touchdowns on kick/punt returns and nine touchdowns on all runbacks. He also set Southern California career records for kickoff returns and kickoff return yards.

As a junior in 2016, Jackson was awarded the Jim Thorpe Award as the nation's top defensive back. Additionally, he was a consensus All-American, the 2016 Pac-12 Defensive Player of the Year, a team captain and the team MVP (the first Trojan to repeat as team MVP since 2004-05), and he earned first-team All-Pac-12 honors at two different positions (defensive back and return specialist). He started all 13 games at cornerback and led the team with five interceptions, 11 passes defended and two fumble recoveries. He scored twice on kickoff returns, twice on punt returns and once on offense.

A native of East St. Louis, Ill., Jackson also made his name as a world-class track athlete. He was a long jumper and sprinter on USC's track team in 2015 and 2016, winning the Pac-12 outdoor long jump title both years (and placing second in the Pac-12 100 meters in 2016) and earning All-American status both years after twice placing fifth in the NCAA long jump. He also placed 10th in the long jump in the U.S. Olympic Trials.

2017 Highlights:

- **Against Oakland (9/10)**, started in his NFL regular season debut and posted five tackles and a team-high two passes defended. He also returned a kickoff 35 yards and a punt five yards.
- **At Jacksonville (9/17)**, registered six tackles, one tackle for loss and one pass defended. In the third quarter, he returned a punt 46 yards to help set up a Titans touchdown two plays later. It was the longest punt return for the Titans since Dexter McCluster's 48-yard return against the Houston Texans on Oct. 26, 2014. He totaled two punt returns for 55 yards.
- **Against Seattle (9/24)**, posted five tackles and two passes defended on defense and returned five punts for 51 yards (10.2 avg.), including a 22-yard punt. He added two kickoff returns for 27 yards.

Jackson's 2017/Career Defensive Statistics:

Year	Team	GP	GS	Tackle	Sack	TFL	Int	PD	FF	FR
2017	Ten	3	3	16	0.0	1	0	5	0	0

Jackson's 2017/Career Punt/Kickoff Return Statistics:

Year	Team	PR	Yds	Avg	Lg	TD	KR	Yds	Avg	Lg	TD
2017	Ten	8	111	13.9	46	0	3	62	20.7	35	0

Jackson's College Defensive Statistics:

Year	Team	GP	GS	Tackle	Sack	TFL	Int	PD	FF	FR
2014	USC	13	10	49	0.0	4	0	10	1	1
2015	USC	13	13	35	0.0	0	1	8	1	0
2016	USC	13	13	55	0.0	2	5	11	0	2
Totals		39	36	139	0.0	6	6	29	2	3

Jackson's College Punt/Kickoff Return Statistics:

Year	Team	PR	Yds	Avg	Lg	TD	KR	Yds	Avg	Lg	TD
2014	USC	2	12	6.0	10	0	23	684	29.7	100t	2
2015	USC	24	251	10.5	45t	2	30	690	23.0	40	0
2016	USC	20	315	15.8	77t	2	26	767	29.5	100t	2
Totals		46	578	12.6	77t	4	79	2,141	27.1	100t	4

Jackson's College Offensive Statistics:

Year	Team	Rec	Yds	Avg	Lg	TD	Rush	Yds	Avg	Lg	TD
2014	USC	10	138	13.8	71t	3	1	5	5.0	5	0
2015	USC	27	414	15.3	83t	2	7	36	5.1	27	0
2016	USC	2	76	38.0	52t	1	7	51	7.3	17	0
Totals		39	628	16.1	83t	6	15	92	6.1	27	0

Jackson's NFL Regular Season Single-Game Highs:

- Tackles** - 6 at Jacksonville (9/17/17)
- Pass Defended** - 2 (twice, last vs. Seattle, 9/24/17)
- Punt returns** - 5 vs. Seattle (9/24/17)
- Punt return yards** - 55 at Jacksonville (9/17/17)
- Long punt return** - 46 at Jacksonville (9/17/17)
- Kickoff returns** - 2 vs. Seattle (9/24/17)
- Kickoff return yards** - 35 vs. Oakland (9/10/17)
- Long punt return** - 35 vs. Oakland (9/10/17)

#23 • CB BRICE MCCAIN

[CLICK FOR COMPLETE BIO \(PDF\)](#)



Cornerback **Brice McCain** (5-9, 190) is in his ninth NFL season and his second campaign with the Titans. He was signed by the Titans as an unrestricted free agent on March 2, 2016.

In 2016, McCain played in all 16 games for the fourth time in his career and registered 10 starts at cornerback. He set a career high with 44 tackles and added two interceptions, 12 passes defended and one tackle for loss.

McCain was originally selected by the Houston Texans in the sixth round (188th overall) of the 2009 NFL Draft. He spent his first five NFL campaigns as a member of the Houston Texans and then played with the Pittsburgh Steelers in 2014 and Miami Dolphins in 2015. His career totals in his first seven seasons included 168 tackles, nine interceptions, 49 passes defended, a fumble recovery and 19 special teams stops in 100 games (30 starts).

McCain has been a part of three division-winning teams in his career. His Texans teams won the AFC South in 2011 and 2012, and he helped the Steelers win the AFC North in 2014.

In 2015, McCain saw action in 14 games in his only season in Miami and set a career high with 11 starts. He tallied 39 tackles, one interception and 10 passes defended.

In 2014, playing under defensive coordinator Dick LeBeau, McCain played in 14 games for the Steelers and registered a career-best three interceptions.

A native of Terrell, Texas, McCain played four seasons at the University of Utah, registering 49 games played and 39 starts. He earned All-Mountain West Conference honors as a defensive back in 2007 and 2008 and as a kick returner in 2006.

2017 Highlights:

- **Against Oakland (9/10)**, registered two tackles.

McCain's Career Regular Season Statistics:

Year	Team	GP	GS	Tackle	Sack	TFL	QBP	Int	PD	FF	FR
2009	Hou	16	1	11	0.0	NA	NA	1	3	0	0
2010	Hou	12	3	22	0.0	NA	NA	0	2	0	0
2011	Hou	16	0	25	0.0	NA	NA	2	13	0	0
2012	Hou	12	2	19	0.5	NA	NA	1	8	0	0
2013	Hou	16	4	28	0.0	NA	NA	1	7	0	0
2014	Pit	14	9	24	0.0	NA	NA	3	6	0	1
2015	Mia	14	11	39	0.0	NA	NA	1	10	0	0
2016	Ten	16	10	44	0.0	1	0	2	12	0	0
2017	Ten	3	0	3	0.0	0	0	0	1	0	0
Totals		119	40	215	0.5	NA	NA	11	62	0	1

McCain's Regular Season Single-Game Highs:

- Tackles** - 8 at Kansas City (12/5/10)
- Interceptions** - 1 (11 times, last at Indianapolis, 11/20/16)
- Pass Defensed** - 4 (Twice, last vs. Philadelphia, 9/28/14)
- Forced Fumbles** - 1 (Twice, last vs. San Diego 1/2/11)
- Forced Recoveries** - 1 at Arizona (9/21/14)

#26 • CB LOGAN RYAN

[CLICK FOR COMPLETE BIO \(PDF\)](#)



Cornerback **Logan Ryan** (5-11, 195) is in his fifth NFL season and his first campaign with the Titans. He was signed by the Titans as an unrestricted free agent on March 11, 2017.

Ryan spent his first four NFL seasons in New England, where he was a contributor to two Super Bowl titles. He played in 64 games with the Patriots, including 40 starts, and totaled 13 interceptions, 41 passes defensed, 251 tackles, two sacks and three forced fumbles. His 13 interceptions from 2013–2016 ranked seventh among NFL corners.

In 2016, Ryan led the Patriots in tackles (92), also adding two interceptions, 11 passes defensed and one sack as part of a defense that was ranked first in points allowed and eighth in yards allowed.

In 2013, he played all 16 regular season games with seven starts as a rookie. He led all NFL rookies and tied for the AFC lead with a career-high five interceptions.

A native of Voorhees, N.J., Ryan was a third-round pick by the Patriots in the 2013 NFL Draft following a four-year career at Rutgers. As a cornerback for the Scarlet Knights, he started 27 games and earned All-Big East honors as a junior and senior.

2017 Highlights:

- **Against Oakland (9/10)**, made his regular season debut with the Titans notched four tackles and a forced fumble.
- **At Jacksonville (9/17)**, posted eight tackles.
- **Against Seattle (9/24)**, posted eight tackles and led the team with three passes defensed.



Ryan's Career Regular Season Statistics:

Year	Team	GP	GS	Tackle	Sack	TFL	QBP	Int	PD	FF	FR
2013	NE	16	7	41	1.5	-	-	5	10	1	0
2014	NE	16	6	36	0.0	-	-	2	6	1	0
2015	NE	16	14	82	0.0	-	-	4	14	0	0
2016	NE	16	13	92	1.0	-	-	2	11	1	0
2017	Ten	3	3	20	0.0	0	0	0	3	1	0
Totals		67	43	271	2.5	-	-	13	44	4	0

Ryan's Regular Season Single-Game Highs:

- Tackles** - 17 vs. Buffalo (10/2/16)
- Interceptions** - 2 at Baltimore (12/22/13)
- Interception Long** - 79t at N.Y. Jets (10/20/13)
- Sacks** - 1.5 vs. Miami (10/27/13)
- Passes Defensed** - 4 at Denver (11/29/15)
- Forced Fumble** - 1 (Four times, last vs. Oakland, 9/10/17)

INTERCEPTIONS BY CORNERBACKS SINCE '13


Since **Logan Ryan** was drafted by the New England Patriots in 2013, he ranks among the top cornerbacks in the NFL in interceptions. His 13 interceptions in that period of time put him in the top 10 at his position.

Most interceptions by NFL cornerbacks, 2013–present:

Cornerback	Interceptions
1. Richard Sherman	18
2. Brent Grimes	17
3. Trumaine Johnson	15
Marcus Peters	15
Aqib Talib	15
6. Stephon Gilmore	14
Dominique Rodgers-Cromartie	14
8. Logan Ryan	13
9. Chris Harris Jr.	11
Patrick Peterson	11

#36 • CB LESHAWN SIMS

[CLICK FOR COMPLETE BIO \(PDF\)](#)



Cornerback **LeShaun Sims** (6-0, 203) is in his second NFL season. He was selected by the Titans in the fifth round (157th overall) of the 2016 NFL Draft.

The Titans traded up in the fifth round of the draft to secure Sims, dealing sixth-round choices in 2016 and 2017 to the Denver Broncos and getting a fifth-round pick (Reed) and a seventh-round pick in return.

As a rookie, Sims appeared in 13 games, including starts in the final two weeks of the season. He totaled 18 tackles, one tackle for loss, one interception and six passes defensed. He added six stops and two fumble recoveries on special teams.

In four seasons at Southern Utah, he appeared in 47 total games with 46 starts, including starts in every game during his final three seasons. His career totals included 220 tackles, eight interceptions, 27 passes defensed, one forced fumble, five fumble recoveries and four tackles for loss.

In 2015, Sims was a first-team All-Big Sky performer, finishing the campaign with a pair of interceptions and 54 tackles. He helped the Thunderbirds win the conference title.

He is a native of Las Vegas, Nev.

2017 Highlights:

- **Against Oakland (9/10)**, he was inactive due to a groin injury.
- **At Jacksonville (9/17)**, posted two tackles and a forced fumble.
- **Against Seattle (9/24)**, registered two tackles and tied his career high with two passes defensed.

Sims' Career Regular Season Statistics:

Year	GP	GS	Tackle	Sack	TFL	QBP	Int	PD	FF	FR
2016	13	2	18	0.0	1	0	1	6	0	0
2017	2	1	4	0.0	0	0	0	2	1	0
Totals	15	3	22	0.0	1	0	1	8	1	0



Sims' Regular Season Single-Game Highs:
Tackles - 4 (Three times, last at Jacksonville, 12/24/16)
Interceptions - 1 at Kansas City (12/18/16)
Passes Defensed - 2 (three times, last vs. Seattle, 9/24/17)

MORE TITANS CORNERBACKS

24 - CB KALAN REED (5-11, 192, 1st Year, Southern Mississippi)

- **Kalan Reed** (5-11, 192) was drafted by the Titans in the seventh round (253rd overall) of the 2016 NFL Draft.
- He spent the first 12 weeks of his rookie season on the practice squad before being promoted to the 53-man roster on Nov. 28. He appeared in the final four games of the campaign and recorded one tackle on defense and one tackle on special teams.
- Reed was the final player picked in the 2016 NFL Draft, earning him the "Mr. Irrelevant" title.
- In four seasons at Southern Mississippi (2012-15), he played in 48 games with 39 starts and registered 152 career tackles, eight interceptions (three returned for touchdowns), 35 passes defensed and 8.5 tackles for loss.
- Although he spent most of his formative years in Birmingham, Ala., Reed lived in Nashville from the time he was two-years old until he was six.

33 - CB TYE SMITH (6-0, 195, 2nd Year, Towson)

- **Tye Smith** was signed by the Titans as a free agent during the 2017 offseason.
- The 6-foot, 195-pounder spent the 2016 season as a member of the Seattle Seahawks and Washington Redskins practice squads.
- The Raleigh, N.C., native was originally selected by the Seattle Seahawks in the fifth round (170th overall) of the 2015 NFL Draft. He appeared in four games as a rookie for Seattle.
- He played four years at Towson, where he recorded five career interceptions and earned AP FCS All-America honors.

2017 Highlights:


- **Against Oakland (9/10)**, made his Titans debut and recorded a tackle.

TITANS SAFETIES

No.	Name	Ht	Wt	Exp	College
31	Byard, Kevin	5-11	212	2	Middle Tennessee St.
37	Cyprien, Johnathan	6-0	223	5	Florida International
35	Riley, Curtis	6-0	190	3	Fresno State
21	Searcy, Da'Norris	5-11	207	7	North Carolina
41	Trawick, Brynden	6-2	225	5	Troy

#31 • S KEVIN BYARD

[CLICK FOR COMPLETE BIO \(PDF\)](#)



Safety **Kevin Byard** (5-11, 212) is in his second NFL season. He was selected by the Titans in the third round (64th overall) of the 2016 NFL Draft.

As a rookie in 2016, Byard played in every game, starting the final seven contests at free safety. His 63 tackles were the most by a Titans rookie safety since **Tank Williams'** 69 tackles in 2002. Byard added one sack, three quarterback pressures, five tackles for loss (third on the team) and four passes defensed. He also ranked second on the squad with 10 special teams tackles.

During a four-year career at Middle Tennessee State University, he appeared in 49 games and notched 46 starts at safety while becoming one of the most prolific defenders in school history. He set school records with 19 career interceptions, 377 interception return yards and four interception returns for touchdowns, and he finished sixth in MTSU history with 312 career tackles. In total, he had a hand in 25 turnovers (19 interceptions, five forced fumbles and one fumble recovery) during his career and added 17 career passes defensed and five tackles for loss. He was twice named first-team All-Conference USA.

As a senior in 2015, Byard appeared in 12 games with nine starts as a permanent team captain and was named first-team All-Conference USA for the second consecutive year. He ranked fourth on the team with 66 tackles and led the squad with four interceptions and six additional pass breakups.

The Lithonia, Ga., native set a career high in college with six interceptions as a junior and forced to fumbles the same season.

2017 Highlights:

- **Against Oakland (9/10)**, recorded nine tackles and added a quarterback pressure.
- **At Jacksonville (9/17)**, posted nine tackles and added a pass defensed.
- **Against Seattle (9/24)**, registered one tackle, one quarterback pressure and one pass defensed.



Byard's Career Regular Season Statistics:

Year	GP	GS	Tackle	Sack	TFL	QBP	Int	PD	FF	FR
2016	16	7	63	1.0	5	3	0	4	0	0
2017	3	3	19	0.0	0	2	0	2	0	0
Totals	19	10	82	1.0	5	5	0	6	0	0

Byard's Regular Season Single-Game Highs:

- Tackles** - 10 at San Diego (11/6/16)
- Sacks** - 1 vs. Green Bay (11/13/16)
- Tackles For Loss** - 2 vs. Jacksonville (10/27/16)
- Passes Defensed** - 1 (six times, last vs. Seattle, 9/24/17)

#37 • S JOHNATHAN CYPRIEN

[CLICK FOR COMPLETE BIO \(PDF\)](#)

Safety **Johnathan Cyprien** (6-0, 223) is in his fifth NFL season and his first campaign with the Titans. He was signed by the Titans as an unrestricted free agent on March 10, 2017.

Cyprien spent the first four years of his career as a starter in the Jacksonville Jaguars secondary. In 60 games with the Jaguars—all starts—he totaled 442 tackles, and in three of his four years with the club, he finished as one of the team's top two tacklers, including 2014, when he led the team with 111 tackles. His Jaguars totals also included two sacks, two interceptions, four forced fumbles, two fumble recoveries and 15 passes defensed.

In 2016, Cyprien was a part of the NFL's sixth-ranked overall defense and its fifth-ranked pass defense. He started all 16 games for the first time in his career and posted a career-high 126 tackles, which ranked second on the team and led all NFL safeties.

A native of North Miami Beach, Fla., Cyprien was selected by the Jaguars in the second round of the 2013 NFL Draft following his career at Florida International University. He was a four-year starter for the Golden Panthers and set school records for career tackles (365) and forced fumbles (6).



2017 Highlights:

- **Against Oakland (9/10)**, started in his regular season Titans debut and posted eight tackles before leaving the game with a hamstring injury.
- **At Jacksonville (9/17)** and **against Seattle (9/24)**, he was inactive due to a hamstring injury.

Cyprien's Career Regular Season Statistics:

Year	Team	GP	GS	Tackle	Sack	TFL	QBP	Int	PD	FF	FR
2013	Jax	15	15	98	1.0	-	-	1	6	2	0
2014	Jax	15	15	111	0.0	-	-	0	3	0	0
2015	Jax	14	14	107	0.0	-	-	1	2	1	1
2016	Jax	16	16	126	1.0	-	-	0	4	1	1
2017	Ten	1	1	8	0.0	0	0	0	0	0	0
Totals		61	61	450	2.0	-	-	2	15	4	2

Cyprien's Regular Season Single-Game Highs:

- Tackles** - 17 at Houston (12/18/16)
- Interceptions** - 1 (Twice, last vs. Indianapolis 12/13/15)
- Sacks** - 1 (Twice, last at Buffalo 11/27/16)
- Forced Fumble** - 1 (Four times, last vs. Minnesota 12/11/16)
- Fumble Recovery** - 1 (Twice, last at San Diego 9/18/16)
- Passes Defensed** - 3 at Indianapolis (12/29/13)



TACKLES BY SAFETIES IN 2016

In his final season in Jacksonville, **Johnathan Cyprien** logged a career-high 126 total tackles. The figure was the highest in the NFL among safeties according to press box tackle tallies (does not take into account coaches' tackle figures)

Most total tackles by NFL safeties in 2016 (press box totals):

Cornerback	Team	Total Tackles
1. Johnathan Cyprien	Jacksonville	126
2. Landon Collins	New York Giants	125
3. Antoine Bethea	San Francisco	110
4. Keanu Neal	Atlanta	105

#21 • S DA'NORRIS SEARCY

[CLICK FOR COMPLETE BIO \(PDF\)](#)

Safety **Da'Norris Searcy** (5-11, 207) is in his seventh NFL season and his third season with the Titans. He was signed as an unrestricted free agent on March 12, 2015.

In 2016, Searcy logged a career-high 14 starts at strong safety. His season totals included 51 tackles, two tackles for loss, one interception, one fumble recovery and a career-high eight passes defensed.

During his first season in Tennessee, he appeared in 15 games with 13 starts. He totaled 54 tackles, a half sack, one quarterback pressure, one interception and four passes defensed.

Searcy arrived in Tennessee after spending four years with the Buffalo Bills, who selected him in the fourth round (100th overall) of the 2011 NFL Draft. His career totals in Buffalo included 23 starts and 62 total games played, and he amassed 195 tackles, four sacks, five interceptions, two touchdowns (one interception return/one fumble return), 13 passes defensed, 10 tackles for loss, three forced fumbles, three fumble recoveries and 18 special teams stops.

He became a full-time starter in his final two seasons in Buffalo, totaling 3.5 sacks and 69 tackles in 2013 and a career-high three interceptions and 58 stops the following year.

At the University of North Carolina, the Decatur, Ga., native notched 23 starts in 48 games as a two-year starter at strong safety and the team's leading return man. He finished his Tar Heel career with 106 tackles, two sacks and five interceptions, and he returned 35 punts for 440 yards and 20 kickoffs for 484 yards.



2017 Highlights:

- **Against Oakland (9/10)**, registered three tackles.
- **At Jacksonville (9/17)**, started at safety for Johnathan Cyprien (hamstring) and posted four tackles and an interception. Early in the third quarter, he recorded his eighth career interception, picking off a Blake Bortles pass and returning the ball eight yards to Jacksonville's 39-yard line.

Searcy's Career Regular Season Statistics:

Year	Team	GP	GS	Tackle	Sack	TFL	QBP	Int	PD	FF	FR
2011	Buf	16	3	29	0.0	0	0	1	1	0	0
2012	Buf	15	0	35	0.0	4	0	0	1	2	0
2013	Buf	16	7	69	3.5	5	3	1	7	0	1
2014	Buf	15	13	58	0.5	1	2	3	5	1	1
2015	Ten	15	13	54	0.5	0	1	1	4	0	0
2016	Ten	14	14	51	0.0	2	0	1	8	0	1
2017	Ten	3	2	7	0.0	0	0	1	1	0	0
Totals		94	52	303	4.5	12	6	8	27	3	3

Searcy's Regular Season Single-Game Highs:

- Tackles** - 16 vs. Cincinnati (10/13/13)
- Interceptions** - 2 vs. Cleveland (11/30/14)
- Sacks** - 1 (Three times, last vs. Miami, 12/22/13)
- Forced Fumble** - 1 (Three times, last at Miami, 11/13/14)
- Fumble Recovery** - 1 (Three times, last at Jacksonville, 12/24/16)
- Passes Defensed** - 4 vs. Baltimore (9/29/13)

MORE TITANS SAFETIES

35 - DB CURTIS RILEY (6-0, 190, 3rd Year, Fresno State)

- **Curtis Riley** was originally signed by the Titans as an undrafted free agent on May 11, 2015.
- In 2016, Riley spent the first two weeks on the practice squad, played in four contests and was inactive on 10 occasions.
- An ankle injury he suffered during his rookie training camp caused him to spend the entire 2015 season on injured reserve.
- In two seasons at Fresno State, Riley played in 26 games with 19 starts, totaling 106 tackles, 10 tackles for loss, one interception, 16 passes defensed, two forced fumbles, one fumble recovery, two quarterback hurries and one sack.
- Prior to his time at Fresno State, Riley spent time at Mars Hill College (2010) and Fullerton College (2012).
- Riley is a native of Orlando, Fla.

2017 Highlights:

- **At Jacksonville (9/17)**, recorded his first career interception, picking off a Blake Bortles pass that was first batted by linebacker Avery Williamson. He added three tackles in the contest.

41 - S BRYNDEN TRAWICK (6-2, 225, 5th Year, Troy)

- **Brynden Trawick** was signed as an unrestricted free agent during the 2017 offseason.
- He arrived in Tennessee with 53 games of NFL experience with the Baltimore Ravens (2013–2015) and Oakland Raiders (2016), primarily as a special teams standout. In addition to his 35 career special teams tackles, his totals for his first four seasons included 19 stops and one interception as a safety.
- The 6-foot-2 inch, 225-pounder appeared in 15 regular season games and one postseason game during the 2016 season with the Oakland Raiders. Trawick led the team with 14 special teams tackles.
- Trawick was originally signed by the Baltimore Ravens as an undrafted free agent following the 2013 NFL Draft.
- The Marietta, Ga., native played the final two years of his college career at Troy, where he earned All-Sun Belt honors as a senior safety.

2017 Highlights:

- **Against Oakland (9/10)**, recorded a special teams tackle in his first regular season game with the Titans.



TITANS SPECIALISTS

KICKERS

No.	Name	Ht	Wt	Exp	College
4	Succop, Ryan	6-2	218	9	South Carolina

PUNTERS

No.	Name	Ht	Wt	Exp	College
6	Kern, Brett	6-2	214	10	Toledo

RETURNERS


No.	Name	Ht	Wt	Exp	College
25	Jackson, Adoree'	5-11	185	R	Southern California
14	Weems, Eric	5-9	195	10	Bethune-Cookman

LONG SNAPPERS

No.	Name	Ht	Wt	Exp	College
48	Brinkley, Beau	6-4	260	6	Missouri
49	DiSalvo, Ryan (IR)	6-4	240	1	San Jose State

#6 • P BRETT KERN

[CLICK FOR COMPLETE BIO \(PDF\)](#)



Punter **Brett Kern** (6-2, 214) is in his 10th NFL season and his eighth full campaign with the Titans in 2016. He was claimed off waivers by the Titans during the 2009 season.

During his time in Tennessee, Kern has placed his name at the top of most of the franchise's leaderboards at his position. At the end of the 2016 campaign, he ranked as the team's all-time career (39.9). He punted 612 times in a Titans uniform from 2009–2016, second all-time for the franchise behind **Craig Hentrich's** 861 punts. Kern owns the top five net punting seasons in franchise history and seven of the team's top 10 net punting seasons.

In 2016, Kern punted 77 times for a 44.2-yard gross average and a 38.6-yard net average. He placed 41.6 percent of his punts inside the opponent's 20-yard line (32 of 77), which ranked second in his career (42.2 in 2009).

In 2015, Kern continued his annual assault on the team's all-time punting records and accomplished a first-of-its-kind NFL feat, becoming the first punter in league history to record 80 or more punts, a net average of 40 yards, and one or zero touchbacks in a single season. His season totals included 88 punts (tied for fifth place in franchise history), a 47.4-yard gross average (second in franchise history), a 40.3 net average (third in franchise history), a career-high 34 punts inside the 20 (third in franchise history) and only one touchback (career low).

In 2014, Kern launched a career-high 88 total punts for a gross average of 46.8 yards and a net average of 40.8 yards, which broke his own single-season team record (40.4-yard net average in 2012).

Kern produced one of the best punting seasons in team history in 2012. He set franchise records with a gross punting average of 47.6 yards and a net punting average of 40.4 yards (he broke the mark in 2014).

Kern's 2011 statistics included 86 punts for a gross average of 43.6 yards. His net average of 39.4 yards set a then-career high and then-franchise record, narrowly beating out **Craig Hentrich's** previous franchise record of 39.2 net yards per punt in 1998.

Kern was claimed by the Titans off waivers from the Denver Broncos on Oct. 27, 2009. He spent the entire 2008 season and the first six games of 2009 campaign in Denver, totaling 73 punts and a 46.5-yard average in 22 games with the Broncos.

In 2008, Kern ranked fifth in the league with a 46.7-yard punting average that marked the third-best season total by a Bronco in club history. At the time, his punting average was the best in NFL history by a rookie. He

was named to the All-Rookie team by Pro Football Weekly/PFWA and The Sporting News.

The Grand Island, N.Y., native was originally signed by the Broncos as a rookie free agent on April 28, 2008, following four seasons at the University of Toledo.

2017 Highlights:

- **Against Oakland (9/10)**, averaged 47.0 gross yards (40.8 net) on four punts with two punts placed inside the 20.
- **At Jacksonville (9/17)**, averaged 41.7 gross yards (40.3 net) on three punts.
- **Against Seattle (9/24)**, punted six times for an average of 56.8 yards per punt, which set a new career high for the 10th-year veteran and ranked fourth in franchise history (minimum four punts). His previous high was a 56.0-yard average against the Oakland Raiders on Nov. 23, 2008, when he was a member of the Denver Broncos. Kern's net average against the Seahawks was 48.2 yards, which ranked eighth in franchise history. He placed two of his punts inside the 20.

Kern's Career Regular Season Statistics:

Year	Team	GP	No	Blk	Yds	Avg	Lg	TB	In20	Net
2008	Den	16	46	0	2,150	46.7	64	4	13	37.8
2009	Den/Ten	16	64	0	2,910	45.5	67	10	27	38.5
2010	Ten	16	77	0	3,302	42.9	68	4	24	39.1
2011	Ten	16	86	0	3,747	43.6	64	7	31	39.4
2012	Ten	16	81	2	3,855	47.6	71	5	30	40.4
2013	Ten	16	78	1	3,386	43.4	63	2	32	39.7
2014	Ten	16	88	1	4,118	46.8	79	7	28	40.8
2015	Ten	16	88	0	4,175	47.4	61	1	34	40.3
2016	Ten	16	77	0	3,402	44.2	71	4	32	38.6
2017	Ten	3	13	0	654	50.3	66	2	4	44.1
Totals		147	698	4	31,699	45.4	79	46	255	39.6

Kern's Regular Season Single-Game Highs:

- Punts** - 10 vs. N.Y. Jets (12/17/12)
- Gross Avg.** - 56.8 vs. Seattle (9/24/17)
- Net Avg.** - 49.0 at Jacksonville (11/25/12)
- Long Punt** - 79 vs. Indianapolis (12/28/14)
- In20** - 7 vs. Houston (12/27/15)

FRANCHISE CAREER PUNTING LEADERS

Brett Kern is the all-time career leader in Titans/Oilers history in both gross punting average and net punting average. He ranks second in team annals in career punts, behind only **Craig Hentrich** (861).

Highest career gross punting average, franchise history (minimum 250 punts):

Player	Years	Gross Avg.
1. Brett Kern	2009-2017	45.3
2. Greg Montgomery	1988-1993	43.6
3. Craig Hentrich	1998-2009	42.9
4. Jim Norton	1960-1968	42.1
5. Cliff Parsley	1977-1982	39.8
6. Dan Pastorini	1971-1979	39.7

Highest career net punting average, franchise history (since 1976, minimum 250 punts):

Player	Years	Net Avg.
1. Brett Kern	2009-2017	40.0
2. Craig Hentrich	1998-2009	37.2
3. Greg Montgomery	1988-1993	36.6
4. Cliff Parsley	1977-1982	32.3

Most career punts, franchise history:

Player	Years	Punts
1. Craig Hentrich	1998-2009	861
2. Brett Kern	2009-2017	625
3. Jim Norton	1960-1968	522

NET AVERAGE IN A SEASON, TEAM HISTORY

Titans punter **Brett Kern** owns the top five net punting seasons in franchise history and seven of the team's top 10 net punting seasons.

In 2014, he broke the franchise record for net punting average for the third time, posting a mark of 40.76 yards. He originally set the club mark in 2011 with a 39.37-yard net average, eclipsing **Craig Hentrich's** 1998 net average of 39.22 yards. Then, in 2012, he produced a 40.36-yard net average, and in 2015, he averaged 40.34 net yards per attempt.

Highest single-season net punting average, franchise history:

Player	Year	Net Average
1. Brett Kern	2014	40.76
2. Brett Kern	2012	40.36
3. Brett Kern	2015	40.34
4. Brett Kern	2013	39.70
5. Brett Kern	2011	39.37
6. Craig Hentrich	1998	39.22
7. Greg Montgomery	1993	39.13
8. Brett Kern	2010	39.06
9. Brett Kern	2016	38.64
10. Craig Hentrich	1999	38.10

SINGLE-SEASON GROSS AVG., TEAM HISTORY

In 2012, **Brett Kern** set a new franchise record with a gross punting average of 47.59 yards. He topped **Craig Hentrich's** previous record of 47.22 yards, set in 1998.

Highest single-season gross punting average, franchise history:

Player	Year	Gross Average
1. Brett Kern	2012	47.59
2. Brett Kern	2015	47.44
3. Craig Hentrich	1998	47.22
4. Greg Montgomery	1992	46.92
5. Brett Kern	2014	46.80
6. Greg Montgomery	1993	45.59
7. Reggie Roby	1996	44.37



SINGLE-GAME NET AVERAGE, TEAM HISTORY

Brett Kern owns 15 of the franchise's top 19 net punting performances (since 1976).


Highest single-game net punting average, since 1976 (min. 4 punts):

Player	Date	Opp	Punt	Gross Avg	TB	In20	Net Avg
1. Greg Montgomery	09/19/93	SD	5	57.6	1	0	49.8
2. Greg Montgomery	12/27/92	Buf	5	59.2	1	2	49.4
3. Brett Kern	11/25/12	Jax	4	50.3	0	1	49.0
4. Brett Kern	11/09/14	Bal	8	51.8	0	0	48.8
5. Brett Kern	10/26/14	Hou	6	51.7	0	2	48.7
6. Brett Kern	09/16/12	SD	7	51.6	1	3	48.6
7. Craig Hentrich	11/04/01	Jac	4	57.5	0	2	48.5
8. Brett Kern	09/24/17	Sea	6	56.8	1	2	48.2
9. Brett Kern	11/11/12	Mia	4	52.0	0	3	48.0
10. Brett Kern	12/20/15	NE	5	54.4	0	1	47.2
11. Brett Kern	01/03/16	Ind	6	50.0	0	2	47.0
12. Brett Kern	09/15/13	Hou	8	47.8	0	1	46.6
13. Brett Kern	01/03/10	Sea	4	53.5	1	1	46.5
14. Brett Kern	11/08/15	NO	5	50.6	0	2	46.4
15. Craig Hentrich	09/20/09	Hou	4	49.8	0	1	46.3
16. Brett Kern	12/28/14	Ind	7	54.7	1	3	46.1
17. Brett Kern	11/01/15	Hou	7	49.9	0	3	45.9
18. Brett Kern	01/01/12	Hou	6	47.7	0	4	45.8
Brett Kern	12/04/11	Buf	5	47.8	0	4	45.8

#4 • K RYAN SUCCOP

[CLICK FOR COMPLETE BIO \(PDF\)](#)

Kicker **Ryan Succop** (6-2, 218) is in his ninth NFL season and his fourth campaign with the Titans. He was signed by the Titans as a free agent on Sept. 1, 2014.



In 2016, Succop made 22 of his 24 field goal attempts, with his only misses coming from 51 and 58 yards. His 91.7 percent rate was the best single-season performance of his career and the third-best percentage in franchise history (92.3 by **Rob Bironas** in 2010 and 92.3 by **Al Del Greco** in 1998). Succop's percentage ranked third in the NFL in 2016 behind only **Justin Tucker** (97.4) and **Matt Bryant** (91.9).

Succop finishes 2016 with a franchise-record streak of 36 successful field goals from inside 50 yards, dating back to 2014. Del Greco previously held the team record with 24 consecutive made field goals from inside 50 yards.

During his second season in Tennessee, Succop connected on 14 of his 16 field goal attempts and 29 of his 31 extra point attempts to total 71 points. His 87.5 percent success rate on field goals set a personal best and ranked as the sixth-highest figure in franchise history.

In 2014, he set a then-career high by making 86.4 percent of his field goal attempts. He was 19-of-22 and also connected on all 27 of his extra point attempts.

Succop's previous five seasons were spent with the Kansas City Chiefs, who chose him with the last pick of the 2009 NFL Draft (256th overall).

In his career with the Chiefs, he posted four 100-point seasons and made 81.0 percent (119-147) of his field goal attempts. Over his final three years there (2011-13), 52 percent of his kickoffs resulted in touchbacks, a number that ranked 11th in the NFL during that span.

In 2013, he tallied career highs for points (118) and touchbacks (47). He also posted the second-best percentage of his career for field goals made inside of 50 yards, connecting on 87.5 percent (21-24) of those attempts. During his Chiefs career, he produced five game-winning kicks.

A native of Hickory, N.C., Succop played in 50 games for the University of South Carolina Gamecocks, hitting 49 of 69 field goals (71.0%) and converting 104 of 106 PATs. His 251 points made up the second-highest total in school history.

2017 Highlights:

➤ **Against Oakland (9/10)**, made three of four field goal attempts, connecting from 23, 26 and 52 yards and missing from 52 yards. With his 52-yard miss, he had a streak of 19 successful field goals of any distance snapped. The 19-kick streak tied for the fifth-longest streak in franchise history, only

one off the club record of 20 (accomplished three times by Rob Bironas and once by Al Del Greco).

➤ **At Jacksonville (9/17)**, made a 40-yard field goal in the first quarter, a 41-yard field goal in the second quarter and a 26-yard field goal in the third quarter. He recorded two consecutive games with at least three field goals for the first time since he was a member of the Kansas City Chiefs in 2013 (three field goals against Cleveland on Oct. 27 and three at Buffalo on Nov. 3).

➤ **Against Seattle (9/24)**, made all four of his field goal attempts from 24, 37, 47 and 35 yards. In doing so, he extended his streak to 45 consecutive field goals made from inside 50 yards, which is the second-longest streak of its kind in NFL history (46 by Matt Bryant from 2013–2015). His 10 field goals in the first three games made up the highest number of field goals he has made in the first three games of a season during his nine years in the NFL. It also ranks as the most by any player in franchise history in the first three weeks of a season, topping Al Del Greco's previous benchmark of eight field goals in the first three weeks of 1996.

Succop's Career Regular Season Statistics:

Year	Team	GP	FGM	FGA	Pct	Lg	XPM	XPA	Pts
2009	KC	16	25	29	86.2	53	29	29	104
2010	KC	16	20	26	76.9	53	42	42	102
2011	KC	16	24	30	80.0	54	20	20	92
2012	KC	16	28	34	82.4	52	17	17	101
2013	KC	16	22	28	78.6	51	52	52	118
2014	Ten	16	19	22	86.4	51	27	27	84
2015	Ten	16	14	16	87.5	51	29	31	71
2016	Ten	16	22	24	91.7	53	39	41	105
2017	Ten	3	10	11	90.9	52	8	8	38
Totals		131	184	220	83.6	54	263	267	815

Succop's Regular Season Single-Game Highs:

- Field Goals Made** - 6 at New Orleans (9/23/12)
- Field Goal Attempts** - 6 at New Orleans (9/23/12)
- Longest Field Goal** - 54 vs. Minnesota (10/2/11)
- PATs Made** - 6 (Four times, last vs. Jacksonville, 12/6/15)
- PATs Attempted** - 6 (Four times, last vs. Jacksonville, 12/6/15)
- Points** - 19 at New Orleans (9/23/12)
- Consecutive Field Goals Made** - 22 (10/2/11–12/24/11)

CONSECUTIVE FIELD GOALS

Ryan Succop began 2017 by extending his streak to 19 consecutive successful field goals, including every attempt over the final 10 games of 2016. The streak came to an end on Sept. 10.

The streak was the second-longest of his career, behind only a 22-kick streak in 2011 as a member of the Kansas City Chiefs. It also qualified as tied for the fifth-longest streak of its kind in franchise history.

From the final three games of the 2014 campaign through the first eight games of 2015, **Succop** made 15 consecutive field goals to record what is now the eighth-longest streak in franchise history.

Longest streaks of field goal attempts without a miss, franchise history:

Kicker	Season(s)	Consecutive Field Goals
1. Rob Bironas	2011–2012	20
Rob Bironas	2010	20
Rob Bironas	2007–2008	20
Al Del Greco	1998–1999	20
5. Ryan Succop	2016–2017	19
Rob Bironas	2007	19
7. Al Del Greco	1995–1996	18
8. Ryan Succop	2014–2015	15
9. Rob Bironas	2011	14
Al Del Greco	1999–2000	14

SINGLE-SEASON FIELD GOAL PERCENT

Ryan Succop owns three of the top 10 single-season field goal percentages in franchise history. He recorded a career-best 91.7 percent rate on field goals in 2016, which finishes third in team annals behind only Rob Bironas' 92.3 percent in 2010 and Al Del Greco's 92.3 percent in 1998.

In 2015, Succop made 87.5 percent of his attempts, which ranks seventh in team annals, and his 86.4 percent success rate in 2014 ranks 10th.

Highest field goal percentage in a season, franchise history:

Player	Season	Made	Att	Pct
1. Rob Bironas	2010	24	26	92.3
Al Del Greco	1998	36	39	92.3
3. Ryan Succop	2016	22	24	91.7
4. Rob Bironas	2011	29	32	90.6
5. Rob Bironas	2007	35	39	89.7
6. Rob Bironas	2008	29	33	87.9
7. Ryan Succop	2015	14	16	87.5
8. Gary Anderson	2003	27	31	87.1
Al Del Greco	1995	27	31	87.1
10. Ryan Succop	2014	19	22	86.4

Succop's percentage ranked third in the NFL in 2016 behind only Justin Tucker (97.4) and Matt Bryant (91.9).

Highest field goal percentage in 2016:

Player	Team	Made	Att	Pct
1. Justin Tucker	Bal	38	39	97.4
2. Matt Bryant	Atl	34	37	91.9
3. Ryan Succop	Ten	22	24	91.7
4. Steven Hauschka	Sea	33	37	89.2
5. Cairo Santos	KC	31	35	88.6
6. Nick Folk	NYJ	27	31	87.1
Adam Vinatieri	Ind	27	31	87.1
8. Mason Crosby	GB	26	30	86.7
9. Greg Zuerlein	LA	19	22	86.4
10. Matt Prater	Det	31	36	86.1



RYAN SUCCOP'S CAREER GAME-WINNING FIELD GOALS

A game-winning field goal is defined as one that was the final score of the game and gave the kicker's team the lead at any time in the fourth quarter or overtime.

Date	Team	Opponent	Distance	Quarter
12/18/16	Tennessee	at Kansas City	53 yards	4th Quarter
9/23/12	Kansas City	at New Orleans	31 yards	Overtime
10/31/11	Kansas City	vs. San Diego	30 yards	Overtime
9/19/10	Kansas City	at Cleveland	23 yards	4th Quarter
10/31/10	Kansas City	vs. Buffalo	35 yards	Overtime
11/22/09	Kansas City	vs. Pittsburgh	22 yards	Overtime

CONSECUTIVE FGs INSIDE 50 YARDS

Ryan Succop's active streak of successful field goals from inside 50 yards dates back to 2014. In 2016, he broke Al Del Greco's franchise record of 24 consecutive made field goals from inside 50 yards, set from 1995-1996.

Succop's streak ranks second in NFL history. On Sept. 24, 2017, he passed former Indianapolis Colts kicker Mike Vanderjagt, who made 41 straight field goals from inside 50 yards from 2002-2004. The only player with a longer streak is Atlanta Falcons kicker Matt Bryant, who made 46 consecutive field goals from inside 50 yards from 2013-2015.

Most consecutive field goals made from inside 50 yards, NFL history:

Kicker	Team	Seasons	Consec. FGs from Inside 50 Yards
1. Matt Bryant	Atlanta Falcons	2013-2015	46
2. Ryan Succop	Tennessee Titans	2014-2017	45 (active)
3. Mike Vanderjagt	Indianapolis Colts	2002-2004	41

Most consecutive field goals made from inside 50 yards, franchise history:

Kicker	Season(s)	Consecutive Field Goals Inside 50 Yards
1. Ryan Succop	2014-17	45 (active)
2. Al Del Greco	1995-96	24
3. Al Del Greco	1998-99	20
Rob Bironas	2007-08	19
5. Rob Bironas	2010-11	18
6. Rob Bironas	2007	17
7. Al Del Greco	1999-2000	16
8. Rob Bironas	2013	15
9. (six times)		14

2016 TOUCHBACK PERCENTAGE

In 2016, Ryan Succop recorded touchbacks on 58 of his 79 kickoffs. His 73.4 percent touchback rate set a new career high and set a new franchise record, topping his 66.2 percent mark from 2015 (43 of 65) that previously qualified as both.

Among all NFL kickers in 2016, Succop was fourth in touchback percentage.

Highest percentage of touchbacks on kickoffs in 2016:

Kicker	Team	Kickoffs	Touchbacks	Percent
1. Jason Myers	Jax	72	60	83.3
2. Josh Lambo	SD	89	67	75.3
3. Graham Gano	Car	85	63	74.1
4. Ryan Succop	Ten	79	58	73.4
5. Dustin Hopkins	Was	90	65	72.2
6. Sam Martin	Det	75	52	69.3
7. Roberto Aguayo	TB	76	52	68.4
8. Brandon McManus	Den	75	50	66.7
9. Justin Tucker	Bal	79	52	65.8
10. Chandler Catanzaro	Ari	81	52	64.2

#14 • WR/KR/PR ERIC WEEMS

Wide receiver/returner **Eric Weems** (5-9, 195) is in his 10th NFL season and his first campaign with the Titans. He was signed by the Titans as an unrestricted free agent on March 11, 2017.


Weems entered the NFL in 2007 as a rookie free agent with the Atlanta Falcons. He spent the majority of the next nine years with the Falcons, serving there for two multi-year stints (2007–2011 and 2014–2016). He also spent two seasons with the Chicago Bears (2012–2013). His career totals with the Falcons and Bears included 121 punt returns for a 10.8-yard average, which ranked fifth among active players through 2016; 165 kickoff returns for a 24.3-yard average; and 38 receptions for 353 yards.

Not only valuable as a returner and a reserve receiver, Weems has consistently displayed his value on coverage units during his career. Through 2016, he registered 102 career special teams tackles, leading his teams in the category four times.

In 2016, Weems appeared in all 16 games for the NFC Champion Falcons. He averaged 11.4 yards on 24 punt returns and 23.0 yards on 17 kickoff returns, and he led the Falcons with 15 special teams tackles.

Weems earned a Pro Bowl selection in 2010, when he established career highs in punt return average (12.8) and kickoff return average (27.5). He scored touchdowns in both the punt return and kickoff return games during the regular season and followed with a kickoff return touchdown in the playoffs.

A native of Ormond Beach, Fla., Weems attended Bethune-Cookman University, where he averaged 100.7 all-purpose yards per game during his four-year stay.



Kickoff Returns - 6 (Twice, last vs. Cincinnati 10/24/10)
Kickoff Return Yards - 168 vs. Cincinnati (10/24/10)
Kickoff Return Long - 102t at Tampa Bay (12/5/10)
Kickoff Touchdown - 1 at Tampa Bay (12/5/10)

ACTIVE COMBINED KR/PR YARDS LEADERS

Among active NFL players, **Eric Weems** is in the NFL's top five in total yards on career kickoff returns and punt returns.

Most career combined punt return yards and kickoff return yards, active NFL players:

Player	Punt Return Yards	Kickoff Return Yards	Total
1. Darren Sproles	2,792	8,350	11,142
2. Ted Ginn Jr.	2,525	6,842	9,367
3. Brandon Tate	1,771	5,406	7,177
4. Eric Weems	1,309	4,012	5,321
5. Danny Amendola	1,537	3,559	5,096

MORE TITANS SPECIALISTS

48 - LS BEAU BRINKLEY (6-4, 260, 6th Year, Missouri)

➤ Long snapper **Beau Brinkley** is in his sixth NFL season. He was signed as an undrafted free agent in 2012 and re-signed to a multi-year contract in 2015.

➤ In 2016, Brinkley played in all 16 games for the fifth consecutive season. He helped Ryan Succop make 22 of his 24 field goal attempts, with the only misses coming from 51 and 58 yards. Succop's 91.7 percent rate ranked third in the NFL in 2016 behind only Justin Tucker (97.4) and Matt Bryant (91.9).

➤ In 2015, he played in all 16 games. He helped Brett Kern become the first punter in league history to record 80 or more punts, a net average of 40 yards, and one or zero touchbacks in a single season. He also served as the long snapper for kicker Ryan Succop, who went 14-of-16 and whose 87.5 percent success rate on field goals was the sixth-best in franchise history.

➤ In 2014, he played in all 16 games for the third consecutive year and tied for third on the team with a career-high 10 special teams tackles. He helped Brett Kern set a new team record for single-season net punting average.

➤ In 2013, Brinkley saw action in all 16 games and posted six special teams stops.

➤ In 2012, his consistency helped Brett Kern set the franchise records for both gross and net punting average in 2012.

➤ The Kearney, Mo., native spent four seasons as Missouri's long snapper after joining the team as a preferred walk-on. Appeared in 50 career games during his time at Missouri.

Weems' Career Regular Season Receiving Statistics:

Year	Team	GP	GS	Rec	Yds	Avg	Lg	TD
2007	Atl	1	0	0	0	-	-	0
2008	Atl	6	0	1	4	4.0	4	0
2009	Atl	16	0	6	50	8.3	30t	2
2010	Atl	16	4	6	61	10.2	18	0
2011	Atl	16	2	11	90	8.2	18	0
2012	Chi	16	1	2	27	13.5	18	0
2013	Chi	16	0	1	8	8.0	8	0
2014	Atl	16	0	10	102	10.2	40	2
2015	Atl	16	0	1	11	11.0	11	0
2016	Atl	16	0	0	0	-	-	0
2017	Ten	3	0	0	0	-	-	0
Totals		138	7	38	353	9.3	40	4

Weems' Career Regular Season Return Statistics:

Year	PR	FC	Yds	Avg	Lg	TD	KR	Yds	Avg	Lg	TD
2007	0	0	0	-	-	0	0	0	-	-	0
2008	0	0	0	-	-	0	1	19	19.0	19	0
2009	27	14	270	10.0	28	0	48	1,214	25.3	62	0
2010	18	19	230	12.8	55t	1	40	1,100	27.5	102t	1
2011	32	19	315	9.8	42	0	24	563	23.5	37	0
2012	1	1	0	0.0	0	0	13	231	17.8	27	0
2013	0	1	0	-	-	0	5	57	11.4	19	0
2014	0	0	0	-	-	0	2	34	17.0	17	0
2015	19	16	221	11.6	41	0	15	403	26.9	50	0
2016	24	21	273	11.4	73	0	17	391	23.0	42	0
2017	0	0	0	-	-	0	1	0	0.0	0	0
Totals	121	91	1,309	10.8	73	1	166	4,012	24.2	102t	1

Weems' Regular Season Single-Game Highs:

Receptions - 4 (Twice, last vs. Tampa Bay 9/18/14)
Receiving Yards - 69 vs. Tampa Bay (9/18/14)
Long Reception - 40 vs. Tampa Bay (9/18/14)
Punt Returns - 5 vs. Buffalo (12/27/09)
Punt Return Yards - 76 at San Francisco (11/8/15)
Punt Return Long - 73 at Oakland (9/18/16)
Punt Return Touchdown - 1 vs. Carolina (1/2/11)

TITANS TIDBITS: THE BEST OF TITANS OFF-THE-FIELD HIGHLIGHTS

LB DAREN BATES

➤ For the My Cause, My Cleats campaign in 2016, Bates wore specially designed cleats featuring the words "American Heart Association." Bates was raising awareness for the organization's life-saving mission. His mother, Weslyn Bates, was a heart transplant recipient and lived some wonderful years following her surgery. She sadly passed away in 2015 at the age of 56.

LS BEAU BRINKLEY

➤ Brinkley's father, Mike, was an All-American defensive end and long snapper at Missouri Valley College. Beau learned to long snap when he was just seven years old.

➤ Brinkley raced four-wheelers in the Extreme Dirt Track Racing Series while growing up in Missouri. He traveled the country competing in both motor cross and flat track competitions and won a flat track regional title in 2005.

➤ In June 2015, Brinkley participated in the Nashville Sports Council Golf Tournament at Gaylord Springs Golf Course. On the par-3 eighth hole, he sunk a hole-in-one to win a barrel of Jack Daniel's whiskey.

LB JAYON BROWN

➤ He went to the same California high school, Long Beach Poly, as new Titans teammate Jurrell Casey. Brown's older brother, Juwan, was Jurrell's teammate there.

➤ Former Long Beach Poly and New England Patriots star Willie McGinest is a close friend of the Brown family.

➤ He has two older brothers who played college football. Jason played linebacker at Idaho, while Juwan was a defensive lineman at Southern Oregon.

S KEVIN BYARD

➤ Byard credits his mother, Artina Stanley, for much of his success. Following a divorce when Byard was in ninth grade, his mother moved with the children from Philadelphia to Atlanta. Although it was a financial struggle, Stanley worked long hours to make sure her children received what they needed. Byard claims he and his older brother "had to grow up really fast" as they helped their mother with taking care of the younger kids in the family.

➤ The Titans had an inside track in their scouting of Byard. Titans general manager Jon Robinson received glowing reports on Byard from his friend and MTSU defensive coordinator Steve Ellis. When Robinson was a linebackers coach at Nicholls State, Ellis was one of his pupils, and the two remained close through the years. Additionally, Patrick Callaway, a newly-hired scouting assistant for the Titans, was Byard's high school teammate.

➤ Byard says his football role models are Ed Reed, Brian Dawkins and Troy Polamalu.

➤ Byard has three brothers and three sisters and is the second oldest of the group.

OLB JOSH CARRAWAY

➤ Carraway is interested in raising more awareness for heart disease. His mother, Valerie Taylor, passed away from the disease when Josh was just seven years old.

➤ Carraway's father, Glenn, was on the first basketball team at UT San Antonio and he played pro ball briefly in Mexico. Josh grew up playing basketball and is a huge fan of Dallas Mavericks legend Dirk Nowitzki.

DT JURRELL CASEY

➤ Casey was voted the 2016 Tennessee Titans Walter Payton Man of the Year, which recognizes players for excellence on and off the field. Casey is a fixture at Tennessee Titans community events and also serves as the spokesperson for United Way of Metropolitan Nashville. In 2016, Casey and his wife, Ryann, established The Casey Fund, a non-profit dedicated to raising money for established re-entry programs, inner-city youth programs, mentoring and halfway houses. Then, prior to Thanksgiving, the Caseys hosted a food giveaway for 200 underprivileged families in the Nashville area. Casey also hosts a free youth football skills camp for linemen in his hometown of Long Beach, Calif.

➤ More information about The Casey Fund is available online at thejurrellcasey.com/the-casey-fund.

➤ Casey has a strong partnership with Project Return Tennessee.

➤ Family members and friends call him "Tut-Tut," a nickname he earned from his aunt as a small child because she said he walked like a turtle.

➤ Casey has nine brothers and sisters.

➤ When he was in high school, his older brother, Jurray, was convicted of first-degree murder. Despite the turmoil it caused, Jurrell credits his brother for helping him re-focus on becoming a better football player and student.

➤ Casey calls his mother, Collette Burns, a cafeteria worker in the Long Beach Unified School District, "the inspiration in my life" for how hard she worked to provide for Jurrell and his siblings.

QB MATT CASSEL

➤ Cassel's mother, Barbara, is an Emmy-winning set decorator in Hollywood. His late father, Greg, was a script writer.

➤ His wife, Lauren, was a captain of the Southern Cal volleyball team that won the 2002 national title.

➤ He played in the 1994 Little League World Series on the Northridge, Calif., team. He went on to play a season of baseball at Southern Cal and was selected in the 36th round of the 2004 Major League Baseball Draft by the Oakland Athletics.

➤ Cassel's older brother, Jack, pitched for the Houston Astros, Cleveland Indians and San Diego Padres. His younger brother, Justin, was a pitcher in the Chicago White Sox organization.

T JACK CONKLIN

➤ After not receiving a single Division I scholarship offer, Conklin began his time at Michigan State as a preferred walk-on in 2012. He impressed enough in his redshirt season to earn a scholarship in the spring of 2013.

➤ At Plainwell (Mich.) High School, Conklin's head coach was his father, Darren Conklin, who once was a walk-on at Michigan under Wolverines head coach Bo Schembechler.

➤ His mother, Jennifer Jackson, was an All-American swimmer at the University of Michigan.

➤ Conklin's grandfather, Ron Jackson, was a professional baseball player. He played first base for the Chicago White Sox and Boston Red Sox.

➤ He hopes to one day own his own farm.

S JOHNATHAN CYPRIEN

➤ In 2015, Cyprien started the CypSquad ARY Foundation which benefits different programs for at-risk youth in the South Florida area

WR COREY DAVIS

➤ Davis and his six siblings survived a tough economic upbringing in Wheaton, Ill. While he has always maintained a loving relationship with his parents, Olasheni Timson and Michelle Davis, he made the decision as a high school junior to move into the home of Robin and Dan Graham, who became his legal guardians. Dan, Corey Davis' youth football coach, was an offensive lineman for the Tampa Bay Buccaneers. His son, Ryan Graham, played youth and high school football with Davis and currently plays quarterback at Northern Illinois.

➤ His brother, Titus, played football at Central Michigan and was signed by the Chargers as a rookie free agent in 2015. Titus also spent time with the Jets and Bills before signing with the Bears during the 2017 offseason.

➤ One of Davis' favorite quotes is "Never die easy" by Walter Payton, who used the saying as the title to his autobiography.

WR ERIC DECKER

➤ Decker and his wife, Jessie, are co-founders of the Decker's Dogs Foundation. Decker's Dogs aims to rescue, care and train service dogs for military veterans returning home with disabilities. For more information on the foundation, please visit ejdeckerfoundation.com.

➤ Eric and Jessie have teamed up with STOMP Out Bullying to educate students, teachers and parents about the dangers of bullying.

➤ Decker played outfield for the Minnesota Golden Gophers' baseball team and was drafted twice in the Major League Baseball Draft—by the Milwaukee Brewers in 2008 (38th round) and the Minnesota Twins in 2009 (27th round).

OLB KEVIN DODD

➤ Dodd says that his grandmother Mamae Charles served as an inspiration in his life and her guidance in the early years helped him reach his football dreams. She passed away when he was in sixth grade and to this day he plays to honor her life.

WR HARRY DOUGLAS

➤ Douglas' brother, Toney, is an eight-year NBA veteran. Toney was originally drafted by the L.A. Lakers as the 29th overall pick in the 2009 NBA Draft and has played for New York, Houston, Miami, Golden State, Sacramento, New Orleans and Memphis. Harry tries to attend as many of Toney's games as possible.

➤ In his spare time, he enjoys date nights with his wife, Kierra; bowling; traveling; discovering new restaurants; watching movies; playing cards; and keeping his niece, nephew and godchildren.

RB DAVID FLUELLEN

➤ Fluellen's favorite personal moment in sports growing up was his first touchdown when he was eight years old. He strip-sacked the quarterback, picked up the fumble and ran it in.

FB JALSTON FOWLER

➤ Fowler lists his mother, Dana, as the person that inspires him the most. When

TITANS TIDBITS: THE BEST OF TITANS OFF-THE-FIELD HIGHLIGHTS

his brother, Joe, was accidentally shot and killed at a friend's house in 2007, she stayed strong and kept the family together.

- Fowler's nickname is "Nudie." His father gave it to him as a baby because he was always running around the house naked. Fowler has nicknamed his son, Jalston Jr., "Toodie."

RB DERRICK HENRY

- In high school, Henry broke the 51-year-old national high school rushing record with 12,124 yards after compiling 4,261 rushing yards as a senior.
- Henry says his grandmother Gladys Henry has served as a key inspirational piece during his career. He has a portrait tattoo of her on his chest.
- Henry has been growing out his hair since he was in elementary school.

CB ADOREE' JACKSON

- Jackson was a long jumper and sprinter on USC's track team in the springs of 2015 and 2016, winning the Pac-12 outdoor long jump title both years (and placing second in the Pac-12 100 meters in 2016) and earning All-American status both years after twice placing fifth in the NCAA long jump. He also placed 10th in the long jump in the U.S. Olympic Trials.
- Jackson lists his parents as the people that inspire him the most. "They've always steered me in the right direction. All of their experiences and guidance helped get me where I'm at." Adoree's mother, Vianca, is an amazing inspiration having survived breast cancer.
- Jackson is a Reese's Peanut Butter Cups enthusiast. He names creator Harry Burnett Reese as a historical person he would have loved to meet. "He's a genius. That's by far and away my favorite candy. I eat that like it ain't nothing."

WR DARIUS JENNINGS

- Jennings helps out with "Next One Up," an organization helping inner city high school athletes in his hometown of Baltimore, Md.
- He worked as a camp counselor at his alma mater The Gilman (Md.) School, helping middle school children with classwork and activities.

DL AUSTIN JOHNSON

- When Johnson was drafted by the Titans, he became a teammate once again of DaQuan Jones, a former Penn State defensive lineman who was drafted by the Titans in 2014. The two remained close, and Jones was among Johnson's family and friends surrounding him on draft night.
- Johnson was a broadcast journalism major at Penn State.
- The son of Austin and Tammy Johnson, he has two older sisters, Brandi and Erika, and one younger sister, Kennedy. Kennedy is a forward on the Michigan State women's basketball team.

C BEN JONES

- Jones switched from jersey #61 to #60 prior to his senior season at Georgia, to honor his father, Steve, a former collegiate star, who was killed in a helicopter crash when he was 10 years old.
- Jones' pregame ritual consists of walking barefoot on the field "to get a feel for the turf." The routine began before one game with his brother in high school and after enjoying success that night, it has continued ever since.
- When he was 10 years old, Jones suffered a blow to the head with a baseball bat. The impact caused a blood clot to develop on his brain and fractured his skull. The injury kept him out of all athletic activity for a year, proving to be a challenging time for an active and athletic boy. Although it was a tough period in his life, Ben says this time turned him into the man he is today. As soon as he was cleared for activities, Jones threw himself into being the best athlete he could be.
- During the 2017 offseason, Jones and his wife, Alex, hosted the Ben Jones Celebrity Clay Shoot to benefit The Ronald McDonald House in Nashville. The event raised \$85,000. Ben and Alex have a passion for helping children and have seen first-hand the blessings provided by the Ronald McDonald House to friends and family with sick children.
- Jones' brother, Clay, played baseball for the University of Alabama and then was drafted by the Detroit Tigers.

DL DaQUAN JONES

- Jones majored in Criminology at Penn State and spent a portion of his 2013 summer as an intern observing the Spring Township Police Department near State College.
- Jones entered the Penn State program after being rated the second-best offensive lineman in the nation.
- He lists his father, Steve, as the most inspirational person in his life. Steve raised DaQuan as a single father and one of his father's greatest traits is that he works extremely hard in everything he does. Steve works as an executive chef at Cornell University.
- Jones is in the process of launching his own non-profit organization called "Create Your Legacy."

G/T DENNIS KELLY

- Kelly's brother, Tim, played football at Eastern Illinois and is currently an offensive quality control coach for the Houston Texans.
- Kelly's favorite football player growing up was former Titans great Jevon Kearse.
- Kelly claims that the biggest influence on his life and career has been his entire family. "We're a Southside [Chicago] Irish family, so we share a really tight bond and they've inspired me to get to where I am today."
- Kelly went back to school during the 2014 offseason to earn his degree in organizational leadership from Purdue.
- He is an avid professional wrestling fan that does not let the opportunity pass him by whenever a live WWE show is in town. He lists the Undertaker as the one person in the world he would like to have dinner with.

P BRETT KERN

- Kern's father, Cal, is a former professional soccer goalie.
- Kern is an avid golfer that sports a +1 handicap. He picked the game up late in his high school years and caddied for three summers at Inverness Golf Club while in college. The course is located in Toledo, Ohio, and has hosted PGA and NCAA Championships. In 2011, Kern competed in The Vinny, a local golf fundraising tournament hosted by singers Vince Gill and Amy Grant, and finished fourth in the event.

G JOSH KLINE

- Kline was a standout wrestler in high school, winning the state title as a senior and finishing with a 45-1 record that year.

DL KARL KLUG

- Klug has an identical twin brother, Kevin, who played linebacker at Minnesota State University, Mankato. As high school teammates, Kevin played fullback, opening holes for Karl, the team's running back. Kevin now owns and operates Klug Fitness, a mobile fitness business in Nashville. He also has toured with Lady Antebellum and Sam Hunt as a personal trainer. Karl and Kevin have an older sister, Kelsey.
- Klug's small hometown of Caledonia calls itself the "Wild Turkey Capital of Minnesota" and "The Heart of Quilt Country."
- Klug arrived on Iowa's campus as an undersized defender who weighed only 207 pounds at the time.

G/C COREY LEVIN

- Levin is the first member of his immediate family to graduate from college.
- A multi-sport athlete in high school, Levin also competed in baseball as a pitcher and third baseman.

T TAYLOR LEWAN

- Lewan chose to wear jersey number 77 at Michigan and then at the pro level because of the legacy of Wolverine tackles who have donned the number, including Jake Long and Jon Jansen.
- His father, Dave, was a defensive lineman at the University of Minnesota.
- Lewan has a mustache tattooed on his right index finger and a stick figure tattooed on the outside edge of his right hand that he calls his "right-hand man."
- One of Lewan's close friends is Carolina Panthers defensive end Craig Roh. The two played together as high school seniors and then went to Michigan at the same time.
- At the 2014 NFL Scouting Combine, Lewan ran the 40-yard dash in 4.87 seconds, beating all other offensive linemen in his class and clocking the fourth-fastest time among offensive linemen from 2010-14. He also ranked among the top offensive linemen at the 2014 combine in the broad jump (first at nine feet, nine inches), vertical jump (tied for third at 30.5 inches) and three-cone drill (fourth at 7.39 seconds).

QB MARCUS MARIOTA

- In 2016, Mariota launched his Motiv8 Foundation, which serves the communities of Middle Tennessee, Eugene and Honolulu. The Foundation was a major sponsor in the inaugural Polynesian Bowl. The game featured the top players in the nation including 15 of the top 16 Polynesian players in the ESPN 300. The non-profit also participated with First Hawaii Bank's bobble head charity fundraiser that netted the Motiv8 Foundation \$115,000 for local programs in Hawaii. The Foundation held its inaugural golf tournament at Oahu Country Club raising money for local programs and sold out in just four days. The Foundation also held its inaugural golf tournament in Oregon at the Springfield Golf Club with all monies raised going to programs in Oregon.
- He is the oldest son of Toa and Alana Mariota. His younger brother, Matthew, is a tight end at Oregon.
- Mariota credits much of his athletic success to playing soccer in his youth. By the time he was eight years old, he was wearing a soccer jersey with the number 8, and he has kept the jersey number ever since then.

TITANS TIDBITS: THE BEST OF TITANS OFF-THE-FIELD HIGHLIGHTS

- During his time in Eugene, Ore., Mariota became a fixture at the Boys and Girls Club of Emerald Valley, spending time on a weekly basis with kids at the center. For his efforts in the community, he was awarded with the inaugural Play It Forward Award at the 63rd Annual Oregon Sports Awards in June 2015.

WR RISHARD MATTHEWS

- Matthews' father, Andre, is a retired U.S. Marine Corps master sergeant.
- In October 2015, Matthews' half-brother Christopher Ruiz was killed while serving as a retired Marine working as a private defense contractor in Afghanistan. Ruiz served in the Marines for 10 years, and served overseas in Operation Iraqi Freedom. He was in Afghanistan training locals to fight for their country, when he was killed. Ruiz was one of six U.S. Airmen and five other civilian contractors killed in the crash of an Air Force C-130 as it tried to put down at the Jalalabad Airfield on Oct. 2.
- Matthews wears a bracelet with the words "Forever by my side." It has his fallen brother's name on it, along with the Marines logo. He wears the bracelet every day.

CB BRICE McCAIN

- In 2014, McCain played with the Pittsburgh Steelers and worked with current Titans defensive coordinator Dick LeBeau. McCain kept his notes from playing in LeBeau's defense and referenced them when making the transition to Tennessee.

OLB DERRICK MORGAN

- Morgan is a 2016 graduate of the University of Miami's Executive MBA for Artists and Athletes program.
- Morgan helped deliver his daughter at home in April 2015.
- Morgan credits his mother, Pamela Sweigart, as his primary role model in life. He also says that she should be credited with his football success, since, even as a single parent, she managed to take him to every practice and every game during his youth.

RB DeMARCO MURRAY

- Murray led his high school basketball team to a 2005 state title. He was considered a top-30 basketball recruit in the state as well.
- He started the DeMarco Murray Foundation with the mission to provide families with seriously and chronically ill children with daily encouragement and life changing experiences. More information is available at DeMarcoMurray.com.
- Murray hosted his first youth football camp in Middle Tennessee in June 2016, welcoming 150 players to the two-day event at D1 Sports Training in Franklin.

OLB BRIAN ORAKPO

- Orakpo annually hosts The Brian Orakpo Leukemia Golf Classic to raise money for the National Capital Area Chapter of the Leukemia and Lymphoma Society.
- Orakpo is a good friend with former Titans safety Michael Griffin. The two played together for three seasons at the University of Texas and Griffin was an integral part in helping recruit Orakpo to Nashville.

LB NATE PALMER

- Palmer was the high school basketball teammate of current N.Y. Knicks point guard Derrick Rose for two seasons.
- Palmer names his father, Nathan Sr., as the biggest influence on him as he never made excuses and successfully started his own trucking business in Chicago.
- During college, Palmer held summer jobs at the Boys and Girls Club in Campaign and later as a busboy and food expeditor at the Bloomington (Ill.) Country Club.

CB KALAN REED

- The Titans selected Reed with the 253rd pick in the draft making him "Mr. Irrelevant," an unofficial title bestowed upon the last person selected in the NFL Draft.
- Reed lived in Nashville from the time he was two-years old until he was six. He started playing football in Antioch, Tenn., with the Flatrock Vols pee-wee team and played during halftime of a Titans game when he was five-years old.
- Reed's cousin, Maurice Kelly, played safety with the Seattle Seahawks and is currently the VP of Player Development for the organization. Reed's mother, Keyaschei, once worked in the Memphis Grizzlies ticket office.

DB CURTIS RILEY

- While out of college in 2011, Riley worked at Family Dollar in Orlando to help his mother pay the bills.

CB LOGAN RYAN

- While taking wedding photos in the St. Lucian town of Soufriere, Logan and his wife, Ashley, came across a bunch of stray dogs. One dog in particular followed them through the streets and impacted the couple. When the newlyweds flew back home, they were determined to help in any way possible. The couple donated money to @helpaws, a St. Lucian-based dog rescue, and encouraged all friends and family that instead giving wedding gifts to make donations. The company later reached out and based on a picture the couple posted on social media, they found the particular dog, named her Logan, and part of the donation paid for her spay.
- During the 2017 offseason, Ryan and N.Y. Giants cornerback Eli Apple hosted their first #ThursdayNightLights Football Camp on June 29. The free event for ages 8-18 was funded by the two Eastern High School grads. The night was filled with football, celebrity guests, music, and took place on the high school field where both players put in countless hours to get to where they are today.
- In June 2017, Ryan surprised his big brother, Jordan, by paying off his student loans for his 29th birthday. Logan cut a check for \$82,000 to the American Education Services to cover Jordan's loans from earning his engineering degree from Drexel University. "My man got accepted to college, graduated with honors, and now works as an engineer. He did everything the right way and still lived with a ridiculous amount of student loan debt. The system is broke and makes no sense. I'm fortunate and blessed to be able to take care of that for him."
- When Ryan decided to leave Rutgers and enter the NFL Draft after his red-shirt junior season in 2012, he made a promise to his parents that after his rookie year, he would return to school and earn his degree. Ryan kept his promise and graduated in the spring of 2014 with a degree in labor relations and a minor in psychology. "I committed to Rutgers, not only as a football player, but as a student, so I was going to make sure I finished that end too. It's a big accomplishment in my life. I held my word to my parents and stuck with it and I'm fortunate. It took a lot of work, but I was able to go back and finish and walk in graduation."

C BRIAN SCHWENKE

- Schwenke was an avid surfer during the time he spent living in Hawaii as a result of his father's job in the Navy.
- His father, Brian Sr., was a SERE (Survival, Evasion, Resistance and Escape) trainer in the Navy from 1990–2002.
- Schwenke enjoyed swimming with whale sharks on his honeymoon in Cabo in 2014. He also has enjoyed traveling to Europe, including visits to Ireland, Amsterdam, Brussels, Prague, Vienna and Budapest.
- He owns three dogs: an English bulldog named Vinny, a Dogo Argentino named Nala, and a golden doodle named Calli.

S DA'NORRIS SEARCY

- Searcy wore No. 21 at North Carolina because his grandmother was born in 1921.
- Searcy has tattoos of a cross and angel wings to represent his grandmother and great grandmother.
- He spent time last year learning how to disc jockey and is interested in pursuing being a DJ.

WR TAJAÉ SHARPE

- Sharpe's grandmother, Cozy Little, is a breast cancer survivor having beat the disease in 2013.
- Sharpe was so excited to get into football mode that he brought his own football to the first day of the Titans rookie minicamp. He says he usually goes to sleep with it and carries one around as much as he can, just because.
- Sharpe's family members nicknamed him "Show," which is short for "Show-time."

CB LeSHAUN SIMS

- He was commonly referred to as "Swis" in college because for his first college game the name on the back of his jersey was upside down. The nickname stuck.
- Prior to Sims, no prior student-athlete from Andre Agassi Prep in Las Vegas, Nev., had ever earned an athletic scholarship. When he was a high school freshman, the Stars played eight-man football in the public charter school's first year with a football team. They moved to 11-man football during his sophomore year, and by his senior season, the team won a league title.
- Sims is a movie buff who lists "Training Day" among his all-time favorites.

TE JONNU SMITH

- Smith credits his mother, Karen, for his successes. Jonnu's father passed away as a result of a tow truck accident when he was four years old and his mother raised all six children by herself. "My mother is my rock. It was tough, but we always got what we needed—not necessarily what we wanted all the time—but what we needed. She was so strong all the time."
- Smith endured a lot of challenges as a youngster in Philadelphia and after his brother was arrested and one of his friends was killed on the streets, a decision

TITANS TIDBITS: THE BEST OF TITANS OFF-THE-FIELD HIGHLIGHTS

needed to be made. His family didn't have the financial means to just uproot, so for his own safety Jonnu moved in with his mother's sister and brother-in-law, Darla and Mike Kirkland, in Ocala, Fla. He started playing high school football and even though he was far from a touted recruit, he earned a scholarship to Florida International where his play took off.

- Smith's best friend Willie "Quasim" Jefferson tragically died from a gun shot in October 2016. Jonnu gave his son the middle name Quasim in honor of him.

G/T QUINTON SPAIN

- Spain has hosted a Football Skills Camp the last two years in his hometown of Petersburg, Va. During his camp on July 1, 2017, Petersburg Mayor Sam Parham gave Spain a proclamation and officially declared it Quinton Spain Day.

K RYAN SUCCOP

- Succop was given the title "Mr. Irrelevant" after being selected with the final pick (256th overall) of the 2009 NFL Draft.
- Succop caddied for his friend, Wesley Bryan, at the 2016 Nashville Golf Open, a Web.com event at Nashville Golf & Athletic Club. Succop and Bryan went to school together at the University of South Carolina.
- Succop registered 104 career goals and was a four-time all-conference and two-time all-state soccer selection at Hickory (N.C.) High School.
- Succop handled both the kicking and punting duties during his sophomore and junior seasons at South Carolina.

TE PHILLIP SUPERNAW

- Supernaw was actually born in Nashville, but moved to the Houston area at an early age and attended high school in Katy, Texas.
- A member at Vanderbilt Legends Club in Franklin, Tenn., the golf enthusiast plays whenever he can during the offseason and is a 2.0 handicap

QB ALEX TANNEY

- Tanney started at shooting guard as a freshman and sophomore at Monmouth (Ill.). He stopped playing the sport collegiately to concentrate more on his football career.
- Tanney was a long distance runner at high school and ran a 4:20 mile.
- Tanney posted a Trick Shot Quarterback video on YouTube that went viral in 2011 when he was at Monmouth. The video has been viewed more than four million times and features Tanney making incredible throws in a variety of off-the-field situations.
- Tanney's two older brothers are in the sports industry. Matt is the Athletics Director at Western Illinois University and Mitch is the Director of Analytics for the Denver Broncos.

WR TAYWAN TAYLOR

- Taylor's football life has taken him south on Interstate 65. A native of Louisville, which is approximately a three-hour drive from Nashville, he attended Western Kentucky University in Bowling Green, Ky., a one-hour commute from Nashville on the same highway.
- He played the role of Daddy Warbucks in an elementary school production of "Annie."
- Taylor lists his football role model as Randy Moss.

S BRYNDEN TRAWICK

- Trawick's father, George, was the head basketball coach at DeVry University in the early 1990s. He coached in the highest-scoring men's basketball game in NCAA history, regardless of division classification. On Jan. 12, 1992, Troy State University defeated DeVry 258-141 in a game that is considered to have established several unbreakable records.

TE DELANIE WALKER

- Walker was named the Tennessee Titans Community Man of the Year in 2013 and 2015, due in large part to his tireless work with Mothers Against Drunk Driving. He teamed with MADD to help raise awareness of the dangers of drinking and driving after losing his aunt and uncle in a horrific accident near New Orleans after Super Bowl XLVII. The morning after San Francisco's loss to Baltimore at the Superdome, an alleged drunk driver killed Alice and Bryan Young only hours after Walker hugged Alice and Bryan at the team's postgame party. In addition to his work with MADD, Walker is an ambassador with the Tennessee Governor's Highway Safety Office's "Booze It and Lose It" campaign.
- In April 2017, Walker took part in an eight-day overseas trip to the Middle East to visit U.S. servicemen and women as part of a United Service Organization tour. The group was on their USO tour, and visiting an Army base in Kuwait, when Syrian president Bashar al-Assad launched a chemical attack against civilians in his country on April 4. The NFL players traveled to another region in the Middle East the following day, unsure if their scheduled visit with Marines and Air Force airmen would be allowed to proceed. The group was eventually cleared

for the visit, but before they could leave one base, military police boarded their bus and forced the players to delete any pictures and videos taken at the base from their cameras and cell phones.

- During the 2016 offseason, Walker spearheaded a benefit dinner and auction for his foundation called "Carving It Up with Delanie Walker." He also launched "Delanie Walker's Imagination Station" at Fall-Hamilton Elementary School in collaboration with Scholastic Book Fairs to provide a new fully-furnished reading room for students.
- Over the years, Walker has owned quite a selection of cars, ranging from classics to newer models. After his playing days are over, he envisions owning a car restoration shop.
- Having grown up in a tough neighborhood, Walker knows first-hand how difficult it is to overcome obstacles in order to achieve one's goals. During his time in San Francisco, he visited delinquent youths across the Bay Area, making it a point to share his story and give positive reinforcement to those who can relate to him. "It's very important that people know about what I've been through. You can grow up in the worst neighborhood and still make it to the NFL. That's why I want kids, especially in the Bay Area, to understand that you can overcome those situations, because I did."
- On Feb. 14, 2015, Walker was inducted into the Central Missouri Athletic Hall of Fame.

OLB AARON WALLACE

- Wallace is one-quarter Chinese on his mother's side of the family. One of his "bucket list" items is to walk on the Great Wall of China.
- His father, Aaron Wallace Sr., was a three-time All-Southwest Conference selection at linebacker for Texas A&M (1986-89) and was selected in the second round of the 1990 NFL Draft by the Oakland Raiders. Aaron Sr. went on to play eight seasons in the NFL, collecting 21 sacks in 102 career games.
- His mother, Sandra Broussard, is on the board of a foundation in San Diego called the Berry Good Food Foundation, which promotes nutritional education and organic food.
- He aspires to be a strength and conditioning coach following his playing career.

WR ERIC WEEMS

- After competing in Super Bowl LI as a member of the Atlanta Falcons, Weems presented his alma mater, Seabreeze (Fla.) High School, with a golden football to commemorate his participation.

NT SYLVESTER WILLIAMS

- After high school, Williams, who only played one season of football in high school, worked the night shift at Modine Manufacturing Company in Jefferson City, Mo., making radiator parts for large trucks before enrolling in college.

LB AVERY WILLIAMSON

- Williamson grew up in the West Tennessee town of Milan, which is approximately a two-hour drive from Nashville. He lists Eddie George, Steve McNair and Jevon Kearse as his favorite Titans as a child.
- One of Williamson's "bucket list" items is to see the pyramids in Egypt.
- In 2013, he was chosen to represent the Kentucky football program on a one-week educational/service trip in Ethiopia.

LB WESLEY WOODYARD

- Woodyard has been a captain in his first three seasons with the Titans. He joined Hall of Fame running back Floyd Little as the only players in Broncos franchise history to serve as a captain in each of their first five years with the club. In 2004, Woodyard also became the first-ever Kentucky freshman to serve as a team captain.
- Woodyard is the co-founder of The 16Ways Foundation which recognizes an emotional need for at-risk youth. The Foundation works on a national level to develop and implement workshops, seminars, camps, and other activities. These events are designed to build self-esteem, promote responsibility for one's own actions and overcoming obstacles, and demonstrate the importance of academics, knowledge of career options, professional development, community involvement, and mental and physical fitness among youth of all socio-economic backgrounds. The Foundation's primary focus is to work with at-risk youth between the ages of 8 and 18 and a secondary focus on adults in employment transition.
- During the 2016 and 2017 offseasons, Woodyard's 16Ways Foundation hosted a youth football and cheer camp, as well as a charity golf outing in Lexington, Ky.
- Woodyard was a three-time nominee for the Walter Payton NFL Man of the Year while with the Broncos in 2010-11 and 2013.

THIS WEEK'S MEDIA CALENDAR

26 Tuesday	27 Wednesday	28 Thursday	29 Friday	30 Saturday	1 Sunday	2 Monday
<p>No Access Players' Day Off</p>	<p>Practice 1:25-3:25 p.m.</p> <p>Mike Mularkey and Marcus Mariota available; locker room open following practice (45 mins.)</p> <p>Conference Call</p> <p>11 a.m. - Texans player with Tennessee media; 3 p.m. - Bill O'Brien with Tennessee media</p>	<p>Practice with 11:45 a.m.-1:30 p.m.</p> <p>Mike Mularkey and coordinators available; locker room open following practice (45 mins.)</p>	<p>Practice 10:40-11:55 a.m.</p> <p>Mike Mularkey available; locker room open following practice (45 mins.)</p>	<p>No Access Travel Day</p>	<p>Titans vs. Texans Noon CT NRG Stadium</p>	<p>Open Locker Room & Press Conference Time TBA</p> <p>Mike Mularkey available in the Saint Thomas Sports Park Auditorium</p>

TITANS TV RATINGS

2017 regular season Titans television ratings in the Nashville market:

Date/Opponent	Day/Time	Network	Rating/Share	Rank
9/10 vs Oak	Sun. noon	CBS	21.9/41	1
9/17 at Jax	Sun. noon	CBS	18.1/36	2
9/24 vs Sea	Sun. 3:05 p.m.	FOX	TBA	TBA
10/1 at Hou	Sun. noon	CBS	-	-
10/8 at Mia	Sun. noon	CBS	-	-
10/16 vs Ind	Mon. 7:30 p.m.	ESPN/WKRN	-	-
10/22 at Cle	Sun. noon	CBS	-	-
11/5 vs Bal	Sun. noon	CBS	-	-
11/12 vs Cin	Sun. noon	FOX	-	-
11/16 at Pit	Thur. 7:25 p.m.	NBC/NFLN	-	-
11/26 at Ind	Sun. noon	CBS	-	-
12/3 vs Hou	Sun. noon	CBS	-	-
12/10 at Ari	Sun. 3:05 p.m.	CBS	-	-
12/17 at SF	Sun. 3:25 p.m.	CBS	-	-
12/24 vs LAR	Sun. noon	FOX	-	-
12/31 vs Jax	Sun. noon	CBS	-	-

2017 Season Average **20.0/39**

Previous yearly Titans television ratings in the Nashville market:

Previous Seasons	Average Rating/Share
2016 Regular Season Average	22.0/38
2015 Regular Season Average	21.3/37
2014 Regular Season Average	20.7/36
2013 Regular Season Average	25.0/41
2012 Regular Season Average	23.5/39
2011 Regular Season Average	27.7/46
2010 Regular Season Average	30.2/50
2009 Regular Season Average	30.9/50
2008 Regular Season Average	32.4/55
2007 Regular Season Average	28.6/49
2006 Regular Season Average	23.0/42
2005 Regular Season Average	21.8/42
2004 Regular Season Average	26.5/48
2003 Regular Season Average	33.4/57
2002 Regular Season Average	26.8/49
2001 Regular Season Average	24.5/42
2000 Regular Season Average	29.1/50
1999 Regular Season Average	19.8/35

MEDIA CONTACT INFORMATION

Titans Practice Facility/Training Camp Site:

Saint Thomas Sports Park
460 Great Circle Road
Nashville, TN 37228

Nissan Stadium:

One Titans Way
Nashville, TN 37213

Media-Only Website/Credential Application:

<http://media.titansonline.com> (username and password available through Titans media relations)

Phone:

(615) 565-4000 (main)
 (615) 565-4100 (media relations)
 (615) 565-4450 (Nissan Stadium press box - home PR)
 (615) 565-4190 (fan training camp hotline)
 (615) 565-4140 (community relations hotline)
 (615) 565-4105 (media relations fax)
 (615) 565-4200 (ticket office)

Titans Communications:

Senior Director of Communications -
Robbie Bohren, (615) 565-4101
rbohren@titans.nfl.co

Senior Director of Digital Media -
Gary Glenn, (615) 565-4058
gglenn@titans.nfl.co

Senior Writer/Editor -
Jim Wyatt, (615) 565-4183
jwyatt@titans.nfl.co

Assistant Director of Media Relations -
Dwight Spradlin, (615) 565-4102
dspradlin@titans.nfl.co

Media Relations Manager -
Jared Puffer, (615) 565-4107
jpuffer@titans.nfl.co

Social Media Manager -
Nate Bain, (615) 565-4106
nbain@titans.nfl.co

Media Relations Assistant -
Kim Smith, (615) 565-4103
ksmith@titans.nfl.co

Media Relations Seasonal Assistant -
Lindsey Brown, (615) 565-4103
lbrown@titans.nfl.co

TITANS ON THE AIR

Programs listed for the Nashville market. Outside of Nashville, check local listings for Titans Radio and "Titans All Access" stations and times.

MONDAYS

TV
"Titans on 2 with Mike Mularkey" | 6:30-7 p.m. | WKRN News 2

Radio
"Monday Night Titans" | 6-7 p.m. | 104.5 The Zone

TUESDAYS

Radio
"The Mike Mularkey Show" | 6-7 p.m. | Titans Radio/104.5 The Zone

WEDNESDAYS

TV
"Titans Blitz" with Eddie George | 6:30-7 p.m. | WSMV Channel 4

THURSDAYS

Radio
"Titans Tonight with Keith Bulluck" | 6-7 p.m. | Titans Radio/104.5 The Zone

FRIDAYS

TV
"Titans All Access" | 9-9:30 p.m. | CW 58

SATURDAYS

TV
"Titans All Access" | 11:30 a.m.-12 p.m. | WZTV Fox 17
"Titans All Access" | 2:30-3 p.m. | MyTV 30
"Titans on 2 Final Countdown" | 6:30-7 p.m. | WKRN News 2

SUNDAYS

Radio (Noon Kickoff)
"Countdown to Kickoff" | 10-11 a.m. | 104.5 The Zone
"Titans Countdown" | 11 a.m.-12 p.m. | Titans Radio/104.5 The Zone
"Titans Postgame Show" | 3-5 p.m. | 104.5 The Zone

TV
"Titans All Access" | 10:30-11 a.m. | WZTV Fox 17

TITANS ALL ACCESS

The Titans' 30-minute, official magazine-style TV show returns for its 15th season in 2017. **Mike Keith** and **Amie Wells** co-host the show, joined by new Titans general manager **Jon Robinson**.

Titans All Access features a variety of long-form stories every week. The show always reviews and previews Titans games, but also shares on- and off-field stories about the players, coaches and their families. Other Titans All Access staples include one-on-one chats with players and exclusive insight from Robinson, plus Titans news from www.titansonline.com senior writer/editor **Jim Wyatt**.

Titans All Access is shown locally on Nashville's FOX 17 Saturdays at 11:30 a.m. and Sundays at 10:30 a.m. It also airs in Nashville on CW 58 Fridays at 9 p.m. and on MyTV 30 Saturdays right after SEC Football (approximately 2:30 p.m. CT).

Titans All Access has also been picked up again by affiliate in Memphis, Knoxville, Chattanooga, Jackson, Tri-Cities, Huntsville, Ala., and Paducah, Ky. Check local listings for dates and times.

Titans All Access Affiliates:

Nashville
WZTV Fox 17
MyTV 30
CW 58

Huntsville
WHNT CBS 19
WHNT2

Memphis
WREG CBS 3

Chattanooga
WDEF CBS 12

Jackson, Tenn.
E+ TV6

**Paducah/
Cape Girardeau**
KBSI FOX 23

Knoxville
WVLT CBS 8
MyVLT 2

Tri-Cities
Fox 39



TITANS RADIO AFFILIATES

Titans Radio brings football to fans across the Mid-South in one of the NFL's largest radio networks, including Nashville flagship 104.5 The Zone.

Play-by-play announcer **Mike Keith** connection with pro football across the Mid-South dates back to 1996, a year before the Oilers arrived in Tennessee, and he became the "Voice of the Titans" in 1999. Former Titans assistant coach and NFL head coach **Dave McGinnis** begins his first season as the Titans Radio's color analyst, while Titans Radio gameday host **Rhett Bryan's** involvement with the broadcast dates back to 1997. **Jonathan Hutton** has served as Titans Radio sideline reporter since 2014.

TITANS RADIO AFFILIATES:

Flagship
Nashville WGFY FM 104.5

Tennessee
Camden WRJB FM 95.9
WFwl AM 1220
Centerville WNKX FM 96.7
Chattanooga WGOW FM 102.3
AM 1150
Clarksville WKFN AM 540
FM 104.1
Cleveland WCLE FM 104.1
Columbia WMCP AM 1280
Cookeville WKXD FM 106.9
Dickson WDKN AM 1260
Fayetteville WYTM FM 105.5
Franklin WAKM AM 950
Jackson WZDQ FM 102.3
Knoxville WOKI FM 98.7
Lawrenceburg WTNX FM 106.7
Lebanon WANT FM 98.9
Lebanon WCOR AM 1490

Lewisburg WJMM FM 94.3
Manchester WMSR FM 107.9
AM 1230
McMinnville WAKI AM 1230
Memphis WMFS FM 92.9
AM 680
Memphis WMC AM 790
Morristown WCRK FM 105.7
Nashville WGFY FM 104.5
Tri-Cities WXSM AM 640
Union City WQAK FM 105.7
Waverly WQMV FM 93.5
AM 1060
Winchester WCDT AM 1340

Alabama
Birmingham WJQX FM 100.5
Florence WQLT FM 107.3
Huntsville WUMP AM 730
FM 103.9
Huntsville WVNN AM 770
FM 92.5
Scottsboro WWIC AM 1050

Kentucky
Benton WCBL AM 1290
Bowling Green WPTQ FM 105.3
Cadiz WKDZ FM 106.5
Elizabethtown WIEL FM 106.1
AM 1400
Henderson WSON AM 860
FM 96.5
Madisonville WWKY FM 97.7
Owensboro WVJS FM 92.9
AM 1420
Paducah WPAD FM 99.5
AM 1560

Hawaii
Honolulu KIKI AM 990

Missouri
Poplar Bluff KLID AM 1320

TITANS ONLINE COVERAGE

Titans Online offers comprehensive written and video content on the Titans. Senior writer and editor **Jim Wyatt** enters his third season covering the Titans for the team's website. The Nashville native began covering the Titans as a writer for *The Tennessean* in 1999 and became the full-time beat writer in 2001. He has been named Tennessee Sportswriter of the Year six times by the National Sportscasters and Sportswriters Association and twice has been named as one of the top beat writers in the country by the Associated Press Sports Editors.

Additionally, Titans Online and its accompanying mobile app deliver daily videos to keep fans up to date on the team. Wyatt, the "Voice of the Titans" **Mike Keith** and broadcast coordinator **Amie Wells** provide daily coverage from Saint Thomas Sports Park and Nissan Stadium.

Fans can follow the Titans throughout the season on the club's social media platforms, including **Facebook** (@titans), **Twitter** (@Titans), **Instagram** (@Titans) and **Snapchat** (nfl itans).

TITANS ON SOCIAL MEDIA

Team Website www.TitansOnline.com
 Mobile Website m.titansonline.com
 Facebook @Titans
 Instagram @Titans
 Snapchat nfltitans
 Twitter @Titans
 YouTube /titans

Follow individual Titans players at their personal accounts:

PLAYER	twitter	Instagram
LB Daren Bates	@DB_5trey	@weslynn_son56
LS Beau Brinkley	@Brinkley86	@brinkley486
LB Jayon Brown	@JayonBrown12	@jayonbrown12
S Kevin Byard	@KB20_Era	@kevinbyard20
OLB Josh Carraway	@JoshuaCarraway	@joshua_carraway
DT Jurrell Casey	@Jurrellc	@tattedmonster99
T Jack Conklin	@jack_conklin78	@jack_conklin78
S Jonathan Cyprien	@cyp	@cyp
WR Corey Davis	@c_davis_81	@coreydavis84
WR Eric Decker	@EricDecker87	@edeck87
OLB Kevin Dodd	@kdodd98	@kdodd_98
WR Harry Douglas	@HDouglas83	@hdouglas83
QB Tyler Ferguson		@tylerferguson7
RB David Fluellen	@DavidFluellenJr	@davidfluellenj
FB Jalston Fowler	@jalstonfowler	
RB Derrick Henry	@KingHenry_2	@last_king_2
CB Adoree' Jackson	@AdoreeKnows	@adoreeknows
WR Darius Jennings	@DariusJennings	@dariusjennings
DL Austin Johnson	@AJohn15	@austinj40
S Denzel Johnson	@DenzelJohnson30	
C/G Ben Jones		@jones60ben
DL DaQuan Jones	@RiDQulous_98	@dqj_90
RB Akeem Judd	@ajudd1	@21_answers
T/G Dennis Kelly	@DennisKelly67	@denniskelly67
P Brett Kern	@brettkern6	@brettkern6
G Josh Kline	@joshkline64	@jkline64
DL Karl Klug		@karl.klug
G/C Corey Levin	@CoreyLevin62	@coreylevin62
T Taylor Lewan	@TaylorLewan77	@taylorlewan
T Tyler Marz	@TylerMarz61	@tylermarz

PLAYER	twitter	Instagram
WR Rishard Matthews	@_RMatthews	@rishardmatthews
CB Brice McCain	@McCain21	@kain21
OLB Derrick Morgan	@dmorg91	@dmorg91
RB Khalfani Muhammad	@KhalfaniM	@khalfani_muhammad
RB DeMarco Murray	@DeMarcoMurray	@demarcomurray
OLB Victor Ochi		@udo.ochi
OLB Brian Orakpo	@rak98	@orakpo98
LB Nate Palmer	@natep4	@natep4
CB Kalan Reed	@kalan_reed11	@k.reed24
DB Curtis Riley	@curtis35riley	@curtis35riley
CB Logan Ryan	@RealLoganRyan	@realloganryan
C Brian Schwenke	@BrianSchwenke	@bschwenke62
S Da'Norris Searcy	@DSearcy_21	@dsearcy_21
TE Tim Semisch	@TDSemisch82	
WR Tajaé Sharpe	@Show19ine	@show19ine
CB LeShaun Sims	@LeShaunSims	
TE Jonnu Smith	@Easymoney_81	@jonnusmith87
CB Tye Smith	@TyeSmithCB	@tyesmith
G Quinton Spain	@quinton_spain	@mr.undrafted
K Ryan Succop	@ryansuccop	@ryansuccop06
TE Phillip Supernaw	@PSupernaw11	@phillipsupernaw
QB Alex Tanney	@AlexTanney	
WR Taywan Taylor	@SilentGrind2	@silentgrind2
S Brynden Trawick	@YoungTrawick_	@bt_riseabove
OLB Erik Walden	@E_Ninety3	@erikwalden_9tre
TE Delanie Walker	@delaniewalker82	@delaniewalker82
OLB Aaron Wallace		@aaronwallace52
WR/KR Eric Weems	@ericweems	
NT Sylvester Williams	@Sylw192	
LB Avery Williamson	@AWilliamson54	@awilliamson54
NT Antwaun Woods	@AntwaunWoods_	@antwaunwoods
LB Wesley Woodyard	@WoodDro52	@wooddro52



GAME PREVIEW

TEAM NOTES

PLAYER NOTES

MEDIA

STATISTICS

ROSTERS

GAMEDAY MEDIA INFORMATION

MEDIA RELATIONS CONTACTS

Titans Media Relations (Press Box Seats 1-7): (615) 565-4450
 Robbie Bohren, Senior Director of Media Relations
 Dwight Spradlin, Assistant Director of Media Relations
 Jared Puffer, Media Relations Manager (Field Contact)
 Kim Smith, Media Relations Assistant
 Lindsey Brown, Media Relations Seasonal Assistant (Media Will Call)
 Visiting Team Media Relations (Press Box Seats 29-32): (615) 565-4452

DIRECTIONS TO NISSAN STADIUM

FROM AIRPORT TO NISSAN STADIUM (APPROXIMATELY 15 MINUTES): Take I-40 West toward Nashville/Memphis to I-24 West (before downtown). Exit at James Robertson Parkway (Exit 48). Turn left at first light (Interstate Drive). Turn right on Woodland Street. Nissan Stadium will be on the left. Follow signs to parking lot ("M" lot on northwest corner/river side of stadium).

NISSAN STADIUM MEDIA WILL CALL/MEDIA ENTRANCE

The media will call window and media entrance are located in the northwest corner of Nissan Stadium near Gate 6. The media will call window opens three hours prior to kickoff.

FIELD MEDIA VESTS

All members of the media with field access during the game must wear a media vest. Still and video photographers will be issued tan vests, while team-affiliated video photographers (coaches' shows, etc.) will be issued green vests. All vests must be obtained prior to each game at the vest check-in table in the field level concourse. All vests must be returned at the conclusion of the game to Titans personnel or a designated vest receptacle.

NISSAN STADIUM PRESS BOX INTERNET ACCESS

Wireless internet access is available free of charge in the Nissan Stadium press box. The login information will be available upon arrival in the press box. A limited number of ethernet lines and pool phone lines also are available. Accessing the wireless network works the same in the Nissan Stadium press box as it does in most areas with free connectivity. Titans staff may be able to assist in a limited manner, but you should first contact your company's I.T. department with any questions.

FROM NISSAN STADIUM PRESS BOX TO LOCKER ROOMS

Take the press box elevator (Level 3) to field level (Level 1). The Titans interview room is immediately on the right, and the Titans locker room (blue line) is straight ahead. Turn left and continue straight along the concourse to reach the visiting team's locker room and interview room (white line).

POSTGAME POLICIES

Reporters with press box credentials will be allowed on the field during pre-game activities but not during the game itself. Press box credentials do NOT provide access to the field at the two-minute warning in the fourth quarter. Media will be allowed to gather in the Titans interview room to watch the end of the game or remain in the press box to make the short walk down to the field level at the conclusion of the game. All media members will have field access once all of the players and coaches have exited the field. Interviews with Titans players are not permitted on the field following the game. The press conference will begin approximately 10 minutes following the conclusion of the game and will be held in the interview room across from the Titans locker room. Key players also will be brought to the interview room. The press conference audio will be played live over the press box speakers.

POSTGAME QUOTES

Quotes from each team's head coach and key players will be transcribed and distributed throughout the Nissan Stadium press box following the game. The quotes also will be available at www.TitansOnline.com.

POOL REPORTS

Pool reporters are assigned by the Pro Football Writers of America. They are the only reporters allowed in the officials' locker room. Requests for pool reports must be made in advance. Pool reports will be recorded, transcribed and then distributed in the press box.

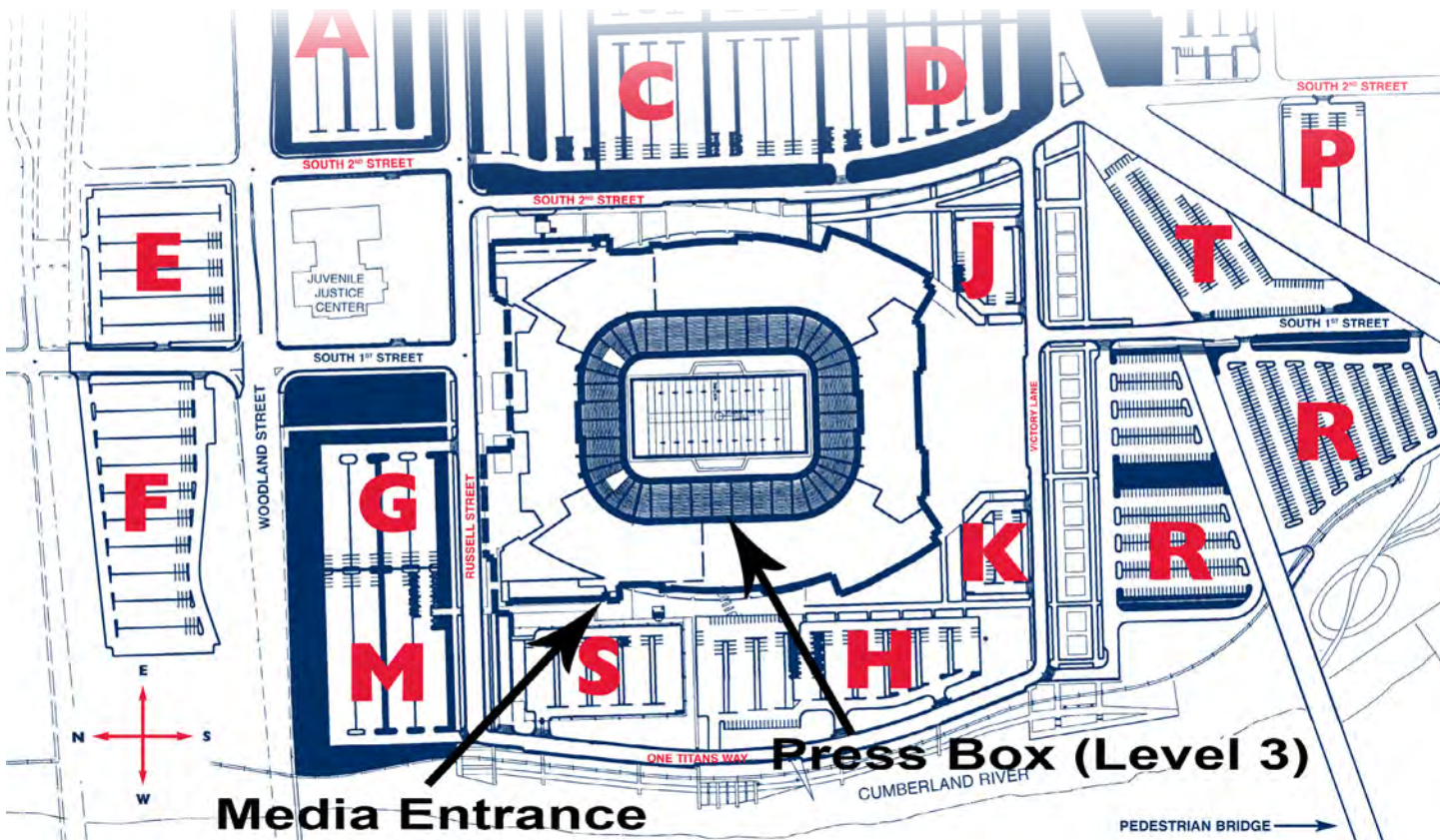
EXITING NISSAN STADIUM

FROM NISSAN STADIUM PRESS BOX TO STADIUM EXIT: Cross the press box catwalk to the third floor lobby. Take the stairs or elevator one floor down to Level 2. Exit through the doors and walk right to get to the "M" lot.

FROM NISSAN STADIUM TO AIRPORT (APPROXIMATELY 15 MINUTES): Take I-24 East toward Chattanooga to I-40 East toward Knoxville. The airport is at Exit 216A.

NISSAN STADIUM PARKING AND MEDIA ENTRANCE

The media will call window and media entrance are located in the northwest corner of Nissan Stadium near Gate 6. The media will call window opens three hours prior to kickoff.



2017 NFL DIVISIONAL STANDINGS

AFC East Team	W	L	T	Pct
Buffalo Bills	2	1	0	.667
New England Patriots	2	1	0	.667
Miami Dolphins	1	1	0	.500
New York Jets	1	2	0	.333

AFC North Team	W	L	T	Pct
Pittsburgh Steelers	2	1	0	.667
Baltimore Ravens	2	1	0	.667
Cleveland Browns	0	3	0	.000
Cincinnati Bengals	0	3	0	.000

AFC South Team	W	L	T	Pct
Tennessee Titans	2	1	0	.667
Jacksonville Jaguars	2	1	0	.667
Indianapolis Colts	1	2	0	.333
Houston Texans	1	2	0	.333

AFC West Team	W	L	T	Pct
Kansas City Chiefs	3	0	0	1.000
Denver Broncos	2	1	0	.667
Oakland Raiders	2	1	0	.667
Los Angeles Chargers	0	3	0	.000

NFC East Team	W	L	T	Pct
Philadelphia Eagles	2	1	0	.667
Washington Redskins	2	1	0	.667
Dallas Cowboys	1	1	0	.500
New York Giants	0	3	0	.000

NFC North Team	W	L	T	Pct
Minnesota Vikings	2	1	0	.667
Detroit Lions	2	1	0	.667
Green Bay Packers	2	1	0	.667
Chicago Bears	1	2	0	.333

NFC South Team	W	L	T	Pct
Atlanta Falcons	3	0	0	1.000
Carolina Panthers	2	1	0	.667
Tampa Bay Buccaneers	1	1	0	.500
New Orleans Saints	1	2	0	.333

NFC West Team	W	L	T	Pct
Los Angeles Rams	2	1	0	.667
Arizona Cardinals	1	1	0	.500
Seattle Seahawks	1	2	0	.333
San Francisco 49ers	0	3	0	.000

TITANS OFFENSIVE AND DEFENSIVE RANKINGS BY THE WEEK AND BY THE SEASON

Offensive rankings in 2017 by the week based on yardage, followed by yearly rankings since 1999:

2017 Season Week	Opp.	NFL Offense			AFC Offense		
		Tot	Rush	Pass	Tot	Rush	Pass
1	Oak	11	10	9T	5	7	2T
2	at Jax	6	6	16T	4	5	7
3	Sea	5	2	17	3	2	6
4	at Hou						
5	at Mia						
6	Ind						
7	at Cle						
8	Bye						
9	Bal						
10	Cin						
11	at Pit						
12	at Ind						
13	Hou						
14	at Ari						
15	at SF						
16	LAR						
17	Jax						

Final regular season team rankings:

Titans in 2016	11	3	25	5	2	11
Titans in 2015	30	25	25T	16	10	14
Titans in 2014	29	26	22	14	14	11
Titans in 2013	22	14	21	11	7	11
Titans in 2012	26	21	22	12	10	11
Titans in 2011	17	31	12	8	16	5
Titans in 2010	27	17	25	15	10	13
Titans in 2009	12	2	23	6	2	10
Titans in 2008	21	7	27	10	3	12
Titans in 2007	21	5	27	10	3	14
Titans in 2006	27	5	30	12	3	15
Titans in 2005	17	23	9	10	12	5
Titans in 2004	11	14	10	6	10	5
Titans in 2003	8	26	5	4	14	3
Titans in 2002	17	11	20	9	7	11
Titans in 2001	8	12	8T	5	8	4
Titans in 2000	14	7	16	8	6	8
Titans in 1999	13	13	13T	6	9	5T

Defensive rankings in 2017 by the week based on yardage, followed by yearly rankings since 1999:

2017 Season Week	Opp.	NFL Defense			AFC Defense		
		Tot	Rush	Pass	Tot	Rush	Pass
1	Oak	18	18	16	9	8	9
2	at Jax	22	17	19	11	8	12
3	Sea	27	15	26	13	6	13
4	at Hou						
5	at Mia						
6	Ind						
7	at Cle						
8	Bye						
9	Bal						
10	Cin						
11	at Pit						
12	at Ind						
13	Hou						
14	at Ari						
15	at SF						
16	LAR						
17	Jax						

Final regular season team rankings:

Titans in 2016	20	2	30	11	1	16
Titans in 2015	12	18	7	8	12	3
Titans in 2014	27	31	15	16	15	9
Titans in 2013	14	20	11	8	8	6
Titans in 2012	27	24	26	15	11	14
Titans in 2011	18T	24	14	11	11	10
Titans in 2010	26	20	29	13	10	14
Titans in 2009	28	11T	31	14	5T	16
Titans in 2008	7	6	9	3	3	4
Titans in 2007	5	5	10	4	3	9
Titans in 2006	32	30	27	16	15	15
Titans in 2005	19	22	17	10	11	7
Titans in 2004	27	18	26	13	11	12
Titans in 2003	12	1	30	9	1	15
Titans in 2002	10	2	25	5	2	13
Titans in 2001	25	5	31	15	3	16
Titans in 2000	1	3	1	1	2	1
Titans in 1999	17	10	25	12	6	15

GAME PREVIEW

TEAM NOTES

PLAYER NOTES

MEDIA

STATISTICS

ROSTERS

2017 TENNESSEE TITANS REGULAR SEASON STATISTICS

Won 2, Lost 1

Date	W-L	Score	OT	Opponent	Attendance
09/10	L	16-26		Oakland	69,089
09/17	W	37-16		at Jacksonville	61,709
09/24	W	33-27		Seattle	69,127
10/01				at Houston	
10/08				at Miami	
10/16				Indianapolis	
10/22				at Cleveland	
11/05				Baltimore	
11/12				Cincinnati	
11/16				at Pittsburgh	
11/26				at Indianapolis	
12/03				Houston	
12/10				at Arizona	
12/17				at San Francisco	
12/24				L.A. Rams	
12/31				Jacksonville	

Statistic	Tenn.	Opp.
Total First Downs	63	66
Rushing	22	15
Passing	34	49
Penalty	7	2
3rd Down: Made/Att	17/41	15/39
3rd Down Pct.	41.5	38.5
4th Down: Made/Att	0/0	2/3
4th Down Pct.	0.0	66.7
Possession Avg.	30:36	29:24
Total Net Yards	1160	1102
Avg. Per Game	386.7	367.3
Total Plays	194	196
Avg. Per Play	6.0	5.6
Net Yards Rushing	469	277
Avg. Per Game	156.3	92.3
Total Rushes	92	76
Net Yards Passing	691	825
Avg. Per Game	230.3	275.0
Sacked/Yards Lost	2/5	5/33
Gross Yards	696	858
Att./Completions	100/60	115/71
Completion Pct.	60.0	61.7
Had Intercepted	1	2
Punts/Average	13/50.3	16/49.5
Net Punting Avg.	13/44.1	16/40.1
Penalties/Yards	17/164	26/246
Fumbles/Ball Lost	0/0	8/1
Touchdowns	8	8
Rushing	5	1
Passing	3	7
Returns	0	0

Score By Periods	Q1	Q2	Q3	Q4	OT	PTS
Team	10	15	41	20	0	86
Opponents	10	13	10	36	0	69

Scoring	TD	Rush	Rec	Ret	K-PAT	FG	S	PTS
Succop	0	0	0	0	8/8	10/11	0	38
J. Smith	2	0	2	0			0	12
Fowler	1	1	0	0			0	6
Henry	1	1	0	0			0	6
Mariota	1	1	0	0			0	6
Matthews	1	0	1	0			0	6
Murray	1	1	0	0			0	6
Walker	1	1	0	0			0	6
Team	8	5	3	0	8/8	10/11	0	86
Opponents	8	1	7	0	6/6	5/5	0	69

2-Pt Conv: TM 0-0, OPP 0-2

Sacks: Morgan 2, Orakpo 1, Walden 1, Woodyard 1, TM 5, OPP 2

FUM/Lost: None

Passing	Att	Cmp	Yds	Cmp%	Yds/Att	TD	TD%	Int	Int%	Long	Sack/Lost	Rating
Mariota	100	60	696	60.0	6.96	3	3.0	1	1.0	55t	2/5	86.9
Team	100	60	696	60.0	6.96	3	3.0	1	1.0	55t	2/5	86.9
Opponents	115	71	858	61.7	7.46	7	6.1	2	1.7	46	5/33	97.7

Rushing	No.	Yds	Avg	Long	TD
Murray	35	184	5.3	75t	1
Henry	33	171	5.2	25	1
Mariota	16	77	4.8	15	1
Fluellen	3	18	6.0	10	0
Taylor	3	15	5.0	17	0
Fowler	1	3	3.0	3t	1
Walker	1	1	1.0	1t	1
Team	92	469	5.1	75t	5
Opponents	76	277	3.6	14	1

Receiving	No.	Yds	Avg	Long	TD
Walker	15	168	11.2	23	0
Matthews	14	201	14.4	55t	1
Decker	10	91	9.1	17	0
Davis	7	73	10.4	23	0
Taylor	5	72	14.4	42	0
Murray	4	24	6.0	12	0
J. Smith	3	54	18.0	32t	2
Henry	1	10	10.0	10	0
Supernaw	1	3	3.0	3	0
Team	60	696	11.6	55t	3
Opponents	71	858	12.1	46	7

Interceptions	No.	Yds	Avg	Long	TD
Searcy	1	8	8.0	8	0
Riley	1	2	2.0	2	0
Team	2	10	5.0	8	0
Opponents	1	2	2.0	2	0

Punting	No.	Yds	Avg	Net	TB	In	Lg	B
Kern	13	654	50.3	44.1	2	4	66	0
Team	13	654	50.3	44.1	2	4	66	0
Opponents	16	792	49.5	40.1	2	2	64	0

Punt Returns	Ret	FC	Yds	Avg	Long	TD
Jackson	8	2	111	13.9	46	0
Team	8	2	111	13.9	46	0
Opponents	6	1	41	6.8	13	0

Kickoff Returns	No.	Yds	Avg	Long	TD
Jackson	3	62	20.7	35	0
Decker	1	22	22.0	22	0
Weems	1	0	0.0	0	0
Team	5	84	16.8	35	0
Opponents	5	129	25.8	41	0

Field Goals	1-19	20-29	30-39	40-49	50+
Succop	0/0	4/4	2/2	3/3	1/2
Team	0/0	4/4	2/2	3/3	1/2
Opponents	0/0	1/1	0/0	2/2	2/2

Succop: (23G,26G,52G,52N) (40G,41G,26G) (24G,37G, 47G,35G)

OPP: (20G,52G,52G,43G) (43G) ()

GAME PREVIEW

TEAM NOTES

PLAYER NOTES

MEDIA

STATISTICS

ROSTERS

2017 TENNESSEE TITANS REGULAR SEASON DEFENSIVE STATISTICS

PLAYER	TACKLES			SACKS		TFL	INTERCEPTIONS				FUMBLES			
	Tot	Solo	Asst	Sk	Yds		No	Yds	Lg	TD	PD	FF	FR	Yds
Woodyard, Wesley	38	23	15	1.0	5.0	4	0	0	0	0	0	0	0	0
Williamson, Avery	27	15	12	0.0	0.0	0	0	0	0	0	1	0	0	0
Ryan, Logan	20	14	6	0.0	0.0	0	0	0	0	0	3	1	0	0
Byard, Kevin	19	15	4	0.0	0.0	0	0	0	0	0	2	0	0	0
Jackson, Adoree'	16	15	1	0.0	0.0	1	0	0	0	0	5	0	0	0
Brown, Jayon	12	7	5	0.0	0.0	0	0	0	0	0	1	0	0	0
Orakpo, Brian	12	7	5	1.0	7.0	2	0	0	0	0	2	2	0	0
Morgan, Derrick	11	7	4	2.0	12.0	3	0	0	0	0	1	0	0	0
Casey, Jurrell	9	8	1	0.0	0.0	0	0	0	0	0	0	0	0	0
Cyprien, Johnathan	8	7	1	0.0	0.0	0	0	0	0	0	0	0	0	0
Walden, Erik	8	5	3	1.0	9.0	0	0	0	0	0	0	0	1	0
Searcy, Da'Norris	7	6	1	0.0	0.0	0	1	8	8	0	1	0	0	0
Jones, DaQuan	6	2	4	0.0	0.0	0	0	0	0	0	0	0	0	0
Johnson, Austin	5	2	3	0.0	0.0	0	0	0	0	0	0	0	0	0
Sims, LeShaun	4	4	0	0.0	0.0	0	0	0	0	0	2	1	0	0
Klug, Karl	4	2	2	0.0	0.0	0	0	0	0	0	0	0	0	0
Riley, Curtis	4	0	4	0.0	0.0	0	1	2	2	0	1	0	0	0
McCain, Brice	3	3	0	0.0	0.0	0	0	0	0	0	1	0	0	0
Williams, Sylvester	3	1	2	0.0	0.0	0	0	0	0	0	0	0	0	0
King, David	2	2	0	0.0	0.0	0	0	0	0	0	0	0	0	0
Dodd, Kevin	1	1	0	0.0	0.0	0	0	0	0	0	0	0	0	0
Smith, Tye	1	1	0	0.0	0.0	0	0	0	0	0	0	0	0	0
Bates, Daren	0	0	0	0.0	0.0	0	0	0	0	0	0	0	0	0
Carraway, Josh	0	0	0	0.0	0.0	0	0	0	0	0	0	0	0	0
Palmer, Nate	0	0	0	0.0	0.0	0	0	0	0	0	0	0	0	0
Reed, Kalan	0	0	0	0.0	0.0	0	0	0	0	0	0	0	0	0
Trawick, Brynden	0	0	0	0.0	0.0	0	0	0	0	0	0	0	0	0
Wallace, Aaron	0	0	0	0.0	0.0	0	0	0	0	0	0	0	0	0
Total	220	147	73	5.0	33.0	10	2	10	10	0	20	4	1	0

TITANS REGULAR SEASON SPECIAL TEAMS STATISTICS

PLAYER	TACKLES			FUMBLES		BLOCKS		
	Tot	Solo	Asst	FF	FR	PAT	FG	PUNT
Trawick, Brynden	4	3	1	0	0	0	0	0
Wallace, Aaron	2	2	0	0	0	0	0	0
Supernaw, Phillip	2	1	1	0	0	0	0	0
Bates, Daren	1	1	0	0	0	0	0	0
Brinkley, Beau	1	1	0	0	0	0	0	0
Brown, Jayon	1	1	0	0	0	0	0	0
Succop, Ryan	1	1	0	0	0	0	0	0
Taylor, Taywan	1	1	0	0	0	0	0	0
Weems, Eric	1	1	0	0	0	0	0	0
Fluellen, David	1	0	1	0	0	0	0	0
TEAM TOTALS:	15	12	3	0	0	0	0	0

MISCELLANEOUS STATISTICS

PLAYER	TACKLES			FUMBLES	
	Tot	Solo	Asst	FF	FR
Murray, DeMarco	1	0	0	0	0
TEAM TOTALS:	1	0	0	0	0

Legend:
Tot Total Tackles
Solo Unassisted Tackles
Asst Assisted Tackles
Sk Quarterback Sacks
Yds Yards Lost on Sack
QBP Quarterback Pressure
TFL Tackle for Loss
Int Interceptions
Yds Interception Return Yards
TD Interceptions Return Touchdowns
PD Passes Defensed
FF Forced Fumble
FR Fumble Recoveries
Yds Yards on Fumble Returns

GAME PREVIEW

TEAM NOTES

PLAYER NOTES

MEDIA

STATISTICS

ROSTERS

2017 HOUSTON TEXANS STATISTICS



WON 1, LOST 2

09/10	L 7-29	Jacksonville	71,710
09/14	W 13- 9	at Cincinnati	52,942
09/24	L 33-36	at New England	65,878
10/01		Tennessee	
10/08		Kansas City	
10/15		Cleveland	
10/29		at Seattle	
11/05		Indianapolis	
11/12		at L.A. Rams	
11/19		Arizona	
11/27		at Baltimore	
12/03		at Tennessee	
12/10		San Francisco	
12/17		at Jacksonville	
12/25		Pittsburgh	
12/31		at Indianapolis	

	Hou.	Opp.
TOTAL FIRST DOWNS	60	52
Rushing	17	12
Passing	30	32
Penalty	13	8
3rd Down: Made/Att	15/41	13/40
3rd Down Pct.	36.6	32.5
4th Down: Made/Att	0/1	2/3
4th Down Pct.	0.0	66.7
POSSESSION AVG.	31:56	28:04
TOTAL NET YARDS	886	971
Avg. Per Game	295.3	323.7
Total Plays	198	182
Avg. Per Play	4.5	5.3
NET YARDS RUSHING	386	296
Avg. Per Game	128.7	98.7
Total Rushes	90	83
NET YARDS PASSING	500	675
Avg. Per Game	166.7	225.0
Sacked/Yards Lost	15/90	8/52
Gross Yards	590	727
Att./Completions	93/56	91/56
Completion Pct.	60.2	61.5
Had Intercepted	3	0
PUNTS/AVERAGE	18/49.4	17/46.6
NET PUNTING AVG.	18/40.7	17/41.0
PENALTIES/YARDS	28/215	22/203
FUMBLES/BALL LOST	5/3	6/2
TOUCHDOWNS	5	8
Rushing	1	1
Passing	3	6
Returns	1	1

* SCORE BY PERIODS	Q1	Q2	Q3	Q4	OT	PTS
TEAM	13	17	14	9	0	53
OPPONENTS	10	36	17	11	0	74

* SCORING	TD-Ru	Pa	Rt	K-PAT	FG	S	PTS
Fairbairn	0	0	0	5/ 5	6/ 6	0	23
Clowney	1	0	0	1			6
Ellington	1	0	1	0			6
Griffin	1	0	1	0			6
Hopkins	1	0	1	0			6
Watson	1	1	0	0			6
TEAM	5	1	3	1	5/ 5	6/ 6	53
OPPONENTS	8	1	6	1	6/ 7	6/ 7	74

2-Pt Conv: TM 0-0, OPP 1-1
SACKS: Clowney 2, McKinney 2, Covington 1, Gilchrist 1, Jackson 1, Mercilus 1, TM 8, OPP 15
FUM/LOST: Watson 3/1, Savage 2/2

* PASSING	Att	Cmp	Yds	Cmp%	Yds/Att	TD	TD%	Int	Int%	Long	Sack/Lost	Rating
Watson	80	49	528	61.3	6.60	3	3.8	3	3.8	35	9/ 57	77.5
Savage	13	7	62	53.8	4.77	0	0.0	0	0.0	15	6/ 33	66.8
TEAM	93	56	590	60.2	6.34	3	3.2	3	3.2	35	15/ 90	76.0
OPPONENTS	91	56	727	61.5	7.99	6	6.6	0	0.0	50	8/ 52	108.6

GAME PREVIEW

TEAM NOTES

PLAYER NOTES

MEDIA

STATISTICS

ROSTERS

REGULAR SEASON: THE LAST TIME THE TENNESSEE TITANS ...

GAMES WON

WON BY SCORING IN THE LAST TWO MINUTES OF REGULATION

By Titans—Ryan Succop 53-yard field goal with 0:00 remaining, at Kansas City, 12/18/16 (W)
By Opponents—Jack Doyle 7-yard pass from Andrew Luck and Robert Mathis 14-yard fumble return, vs. Indianapolis, 10/23/16 (L)

WON OVERTIME GAME

By Titans—Tennessee 34, at New Orleans 28, 11/8/15 (W)
By Opponents—vs. Arizona 37, Tennessee 34, 12/15/13 (L)

WON BY 20 OR MORE POINTS

By Titans—Tennessee 37, at Jacksonville 16, 9/17/17 (W)
By Opponents—at Jacksonville 38, Tennessee 17, 12/24/16 (L)

WON BY SHUTOUT

By Titans—Tennessee 31, vs. Dallas 0, 12/25/00 (W)
By Opponents—at Houston 20, Tennessee 0, 11/28/10 (L)

TEAM SCORING

SCORED 50 POINTS

By Titans—*Never in Titans era (since 1999)*
By Oilers—Houston 58, vs. Cleveland 14, 12/9/90 (W)
 By Opponents—at Denver 51, Tennessee 28, 12/8/13 (L)

SCORED 40 POINTS

By Titans—Tennessee 47, vs. Green Bay 25, 11/13/16 (W)
By Opponents—at San Diego 43, Tennessee 35, 11/6/16 (L)

SCORED 20 POINTS IN A QUARTER

By Titans—21 points in third quarter, vs. Seattle, 9/24/17 (W)
By Opponents—20 points in fourth quarter, vs. Jacksonville, 12/6/15 (W)

SCORED 30 POINTS IN A HALF

By Titans—31 points in second half, at Jacksonville, 9/17/17 (W)
By Opponents—31 points in second half, at Denver, 12/8/13 (L)

SCORED TOUCHDOWNS ON OFFENSE, DEFENSE AND SPECIAL TEAMS

By Titans—One rushing, two interception returns, two punt returns, vs. Jacksonville, 12/30/12 (W)
By Opponents—Four passing, one interception return, two punt returns, at Oakland, 9/29/02 (L)

SCORED A TOUCHDOWN ON FIRST OFFENSIVE POSSESSION

By Titans—Marcus Mariota 10-yard run, vs. Oakland, 9/10/17 (L)
By Opponents—Derek Carr 8-yard pass to Amari Cooper, vs. Oakland, 9/10/17 (L)

TEAM YARDAGE TOTALS

500 TOTAL NET YARDS

By Titans—vs. Arizona (532 yards), 11/29/09 (W)
By Opponents—at Denver (551 yards), 12/8/13 (L)

400 TOTAL NET YARDS

By Titans—vs. Seattle (420 yards), 9/24/17 (W)
By Opponents—vs. Seattle (433 yards), 9/24/17 (W)

TEAM DEFENSE

HELD OPPONENT WITHOUT A TOUCHDOWN

By Titans—Tennessee 37, at Miami 3, 11/11/12 (W)
By Opponents—at Houston 34, Tennessee 6, 11/11/15 (L)

HELD OPPONENT TO 200 OR FEWER NET YARDS OF OFFENSE

By Titans—at Miami (200 net yards), 10/9/16 (W)
By Opponents—vs. Indianapolis (192 net yards), 12/28/14 (L)

HELD OPPONENT TO 50 OR FEWER YARDS RUSHING

By Titans—vs. Houston (46 yards), 1/1/17 (W)
By Opponents—vs. Houston (30 yards), 12/27/15 (L)

HELD OPPONENT TO 100 OR FEWER NET YARDS PASSING

By Titans—vs. Buffalo (82 net yards), 10/11/15 (L)
By Opponents—vs. Denver (73 net yards), 12/11/16 (W)

SEVEN OR MORE SACKS BY TEAM

By Titans—vs. Jacksonville (7 sacks), 12/30/12 (W)
By Opponents—at Houston (7 sacks), 11/1/15 (L)

SPECIAL TEAMS

KICKOFF RETURNED FOR TOUCHDOWN

By Titans—Darius Reynaud (105 yards) vs. Detroit, 9/23/12 (W)
By Opponents—Josh Huff (107 yards) at Philadelphia, 11/23/14 (L)

RETURNED OPENING KICKOFF FOR TOUCHDOWN

By Titans—Derrick Mason (101 yards) at Cincinnati, 11/18/01 (W)
By Opponents—Josh Huff (107 yards) at Philadelphia, 11/23/14 (L)

PUNT RETURNED FOR TOUCHDOWN

By Titans—Darius Reynaud (twice—69 yards and 81 yards) vs. Jacksonville, 12/30/12 (W)
By Opponents—Jakeem Grant (74 yards) at Miami, 10/9/16 (W)

FIELD GOAL BLOCKED

By Titans—Brian Orakpo at New Orleans (Kai Forbath), 11/8/15 (W)
By Opponents—Muhammad Wilkerson vs. N.Y. Jets (Rob Bironas), 12/17/12 (W)

FIELD GOAL BLOCKED, RETURNED FOR TD

By Titans—Donald Mitchell (69 yards) at Detroit (Jason Hanson's FG blocked by Henry Ford), 10/21/01 (W)
By Opponents—Rob Morris (68 yards) at Indianapolis (Gary Anderson's FG blocked by Montae Reagar), 12/5/04 (L)

PUNT BLOCKED

By Titans—Tim Shaw vs. Pittsburgh (Drew Butler), 10/11/12 (W)
By Opponents—Tank Carder vs. Cleveland (Brett Kern), 10/5/14 (L)

PUNT BLOCKED AND RETURNED FOR TD

By Titans—Jason McCourty vs. Indianapolis (Pat McAfee's punt blocked by Patrick Bailey and recovered in end zone by McCourty), 10/30/11 (W)
By Opponents—Mike Harris (19 yards) vs. Jacksonville (Brett Kern's punt blocked by Mike Harris), 12/30/12 (W)

FIVE FIELD GOALS

By Titans—Rob Bironas (8) at Houston, 10/21/07 (W)
By Opponents—Josh Brown (5) vs. New York Giants, 12/7/14 (L)

FOUR FIELD GOALS

By Titans—Ryan Succop vs. Seattle, 9/24/17 (W)
By Opponents—Giorgio Tavecchio, vs. Oakland, 9/10/17 (L)

THREE FIELD GOALS

By Titans—Ryan Succop (4) vs. Seattle, 9/24/17 (W)
By Opponents—Giorgio Tavecchio (4), vs. Oakland, 9/10/17 (L)

SUCCESSFUL ONSIDE KICK

By Titans—Rob Bironas kicks and Daimion Stafford recovers, vs. Arizona, 12/15/13 (L)
By Opponents—Connor Barth kicks and Adrian Amos recovers, at Chicaco, 11/27/16 (W)

MISSED PAT

By Titans—Ryan Succop vs. Jacksonville, 10/27/16 (W)
By Opponents—Jason Myers (twice) at Jacksonville, 12/24/16 (L)

TWO-POINT CONVERSIONS

TWO-POINT CONVERSION MADE

By Titans—Dexter McCluster (pass from Marcus Mariota) at N.Y. Jets, 12/13/15 (L)
By Opponents—Blake Bortles run vs. Jacksonville, 10/27/16 (W)

GAME PREVIEW

TEAM NOTES

PLAYER NOTES

MEDIA

STATISTICS

ROSTERS

REGULAR SEASON: THE LAST TIME THE TENNESSEE TITANS ...

TWO-POINT CONVERSION FAILED

By Titans—at Kansas City (pass failed), 12/18/16 (W)

By Opponents—vs. Seattle (pass failed), 9/24/17 (W)

INDIVIDUAL OFFENSIVE PERFORMANCES

INDIVIDUAL WITH 200 SCRIMMAGE YARDS

By Titans—Kenny Britt (225 yards) vs. Philadelphia, 10/24/10 (W)

By Opponents—Melvin Gordon (261 yards) at San Diego, 11/6/16 (L)

RUSHING TOUCHDOWN AND RECEIVING TOUCHDOWN

By Titans—Bishop Sankey at Tampa Bay, 9/13/15 (W)

By Opponents—Arian Foster vs. Houston, 10/26/14 (L)

RUSHING TOUCHDOWN AND PASSING TOUCHDOWN

By Titans—DeMarco Murray vs. Green Bay, 11/13/16 (W)

By Opponents—Brock Osweiler vs. Houston, 1/1/17 (W)

INDIVIDUAL RUSHING

200 YARDS RUSHING

By Titans—Chris Johnson (228 yards) vs. Jacksonville, 11/1/09 (W)

By Opponents—Le'Veon Bell (204 yards) vs. Pittsburgh, 11/17/14 (L)

150 YARDS RUSHING

By Titans—Chris Johnson (150 yards) at St. Louis, 11/3/13 (W)

By Opponents—Melvin Gordon (196 yards) at San Diego, 11/6/16 (L)

100 YARDS RUSHING

By Titans—DeMarco Murray (115 yards) vs. Seattle, 9/24/17 (W)

By Opponents—Melvin Gordon (196 yards) at San Diego, 11/6/16 (L)

CONSECUTIVE 100-YARD RUSHING GAMES

By Titans—DeMarco Murray vs. Indianapolis (107 yards), 10/23/16 (L), vs. Jacksonville (123 yards), 10/27/16 (W)

30 OR MORE CARRIES

By Titans—Chris Johnson (32 att) at New York Giants, 9/26/10 (W)

By Opponents—Melvin Gordon (32 carries) at San Diego, 11/6/16 (L)

RUSHING PLAY OF 80 OR MORE YARDS

By Titans—Marcus Mariota (87 yards) vs. Jacksonville, 12/6/15 (W)

By Opponents—Donald Brown, (80 yards) at Indianapolis, 12/18/11 (L)

RUSHING PLAY OF 50 OR MORE YARDS

By Titans—DeMarco Murray (75 yards) vs. Seattle, 9/24/17 (W)

By Opponents—Tyreek Hill (68 yards) at Kansas City, 12/18/16 (W)

THREE TOUCHDOWNS RUSHING

By Titans—LenDale White at Kansas City, 10/19/08 (W)

By Opponents—Corey Dillon (4) at Cincinnati, 12/4/97 (L)

TWO TOUCHDOWNS RUSHING

By Titans—Derrick Henry at Kansas City, 12/18/16 (W)

By Opponents—Frank Gore vs. Indianapolis, 9/27/15 (L)

INDIVIDUAL PASSING

400 YARDS PASSING

By Titans—Ryan Fitzpatrick (402 yards) vs. Arizona, 12/15/13 (L)

By Opponents—Tony Romo (406 yards) at Dallas, 10/10/10 (W)

300 YARDS PASSING

By Titans—Marcus Mariota (313 yards) at San Diego, 11/6/16 (L)

By Opponents—Russell Wilson (373 yards) vs. Seattle, 9/24/17 (W)

CONSECUTIVE 300-YARD PASSING GAMES

By Titans—Matt Hasselbeck vs. Baltimore (358 yards), 9/18/11 (W), vs. Denver (311 yards), 9/25/11 (W)

FIVE TOUCHDOWN PASSES

By Titans—Steve McNair vs. Jacksonville, 12/26/99 (W)

By Opponents—Blake Bortles vs. Jacksonville, 12/6/15 (W)

FOUR TOUCHDOWN PASSES

By Titans—Marcus Mariota vs. Green Bay, 11/13/16 (W)

By Opponents—Russell Wilson vs. Seattle, 9/24/17 (W)

50 OR MORE PASS ATTEMPTS

By Titans—Zach Mettenberger (51 att) vs. Houston, 12/27/15 (L)

By Opponents—Trevor Siemian (51 att) vs. Denver, 12/11/16 (W)

40 OR MORE PASS ATTEMPTS

By Titans—Marcus Mariota (41 att) vs. Oakland, 9/10/17 (L)

By Opponents—Russell Wilson (49) vs. Seattle, 9/24/17 (W)

30 OR MORE COMPLETIONS

By Titans—Ryan Fitzpatrick (36 comp) vs. Arizona, 12/15/13 (L)

By Opponents—Trevor Siemian (35 comp) vs. Denver, 12/11/16 (W)

NO SACKS ALLOWED

By Titans—vs. Seattle, 9/24/17 (W)

By Opponents—at Chicago, 11/27/16 (W)

COMPLETION OF 80 OR MORE YARDS

By Titans—Zach Mettenberger (80 yards) vs. Pittsburgh, 11/17/14, (L)

By Opponents—Andrew Luck (80 yards), vs. Indianapolis, 12/28/14 (L)

COMPLETION OF 50 OR MORE YARDS

By Titans—Marcus Mariota (55 yards) vs. Seattle, 9/24/17 (W)

By Opponents—Brock Osweiler (51 yards) vs. Houston, 1/1/17 (W)

INDIVIDUAL RECEIVING

200 YARDS RECEIVING

By Titans—Kenny Britt (225 yards) vs. Philadelphia, 10/24/10 (W)

By Opponents—DeAndre Hopkins (238 yards) at Houston, 11/30/14 (L)

150 YARDS RECEIVING

By Titans—Delanie Walker (155 yards) at Philadelphia, 11/23/14 (L)

By Opponents—Davante Adams (156 yards) vs. Green Bay, 11/13/16 (W)

100 YARDS RECEIVING

By Titans—Rishard Matthews (114 yards) vs. Houston, 1/1/17 (W)

By Opponents—Doug Baldwin (105 yards) vs. Seattle, 9/24/17 (W)

CONSECUTIVE 100-YARD RECEIVING GAMES

By Titans—Nate Washington vs. San Diego (131 yards), 9/22/13 (W), vs. New York Jets (105 yards), 9/29/13 (W)

10 OR MORE RECEPTIONS

By Titans—Delanie Walker (14 rec.) vs. Dallas, 9/14/14 (L)

By Opponents—Doug Baldwin (10) vs. Seattle, 9/24/17 (W)

RECEPTION OF 80 OR MORE YARDS

By Titans—Nate Washington (80 yards) vs. Pittsburgh, 11/17/14, (L)

By Opponents—Reggie Wayne (80 yards), vs. Indianapolis, 12/28/14 (L)

RECEPTION OF 50 OR MORE YARDS

By Titans—Rishard Matthews (55 yards) vs. Seattle, 9/24/17 (W)

By Opponents—DeAndre Hopkins (51 yards) vs. Houston, 1/1/17 (W)

THREE TOUCHDOWN RECEPTIONS

By Titans—Kenny Britt vs. Philadelphia, 10/24/10 (W)

By Opponents—Allen Robinson vs. Jacksonville, 12/6/15 (W)

TWO TOUCHDOWN RECEPTIONS

By Titans—Rishard Matthews at San Diego, 11/6/16 (L)

By Opponents—Terrell Pryor Sr., vs. Cleveland, 10/16/16 (W)

GAME PREVIEW

TEAM NOTES

PLAYER NOTES

MEDIA

STATISTICS

ROSTERS

REGULAR SEASON: THE LAST TIME THE TENNESSEE TITANS ...

COMBINED OFFENSIVE PERFORMANCES BY TEAMMATES

100-YARD RUSHER AND 100-YARD RECEIVER IN A GAME

By Titans—DeMarco Murray (123 rush) and Delanie Walker (124 rec.) vs. Green Bay, 11/13/16 (W)

By Opponents—Chris Ivory (101 ru.) and Brandon Marshall (125 rec.) at New York Jets, 12/13/15 (L)

100-YARD RUSHER, 100-YARD RECEIVER AND 300-YARD PASSER IN A GAME

By Titans—Chris Johnson (154 ru.), Kenny Britt (128 rec.) and Vince Young (387 pass.) vs. Arizona, 11/29/09 (W)

By Opponents—Michael Turner (100 ru.), Roddy White (147 rec.) and Matt Ryan (315 pass.) at Atlanta, 11/20/11 (L)

300-YARD PASSER AND 100-YARD RECEIVER IN A GAME

By Titans—Zach Mettenberger (345 pass.) and Delanie Walker (155 rec.) at Philadelphia, 11/23/14 (L)

By Opponents—Russell Wilson (373 pass.), Doug Baldwin (105 rec.) vs. Seattle, 9/24/17 (W)

100-YARD RUSHER AND 300-YARD PASSER IN A GAME

By Titans—Vince Young (387 pass.) and Chris Johnson (154 ru.) vs. Arizona, 11/29/09 (W)

By Opponents—LeSean McCoy (130 ru.) and Mark Sanchez (307 pass.) at Philadelphia, 11/23/14 (L)

TWO 100-YARD RUSHERS IN A GAME

By Titans—Chris Johnson (125 yards) and LenDale White (106 yards) at Detroit, 11/27/08 (W)

By Opponents—Arian Foster (115 yards) and Ben Tate (104 yards) vs. Houston, 10/23/11 (L)

TWO 100-YARD RECEIVERS IN A GAME

By Titans—Justin Hunter (109 yards) and Kendall Wright (103 yards) at Oakland, 11/24/13 (W)

By Opponents—Emmanuel Sanders (100 yards) and Demaryius Thomas (126 yards) vs. Denver, 12/11/16 (W)

INDIVIDUAL DEFENSE

INTERCEPTION RETURNED FOR TOUCHDOWN

By Titans—Coty Sensabaugh (26 yards) at Tampa Bay, 9/13/15 (W)

By Opponents—Jalen Ramsey (30 yards) at Jacksonville, 12/24/16 (L)

FUMBLE RETURNED FOR TOUCHDOWN

By Titans—DaQuan Jones (0 yards) vs. Houston, 1/1/17 (W)

By Opponents—Dwight Lowery (36 yards) at San Diego, 11/6/16 (L)

SAFETY SCORED

By Titans—Jets quarterback Geno Smith penalized for intentional grounding in the end zone, vs. N.Y. Jets, 12/14/14 (L)

By Opponents—DeMarco Murray tackled in end zone at Detroit, 9/18/16 (W)

THREE INTERCEPTIONS

By Titans—Keith Bulluck (3) at New Orleans, 9/24/07 (W)

By Opponents—Glover Quin (3) at Houston, 11/28/10 (L)

TWO INTERCEPTIONS

By Titans—Jason McCourty at Kansas City, 9/7/14 (W)

By Opponents—Dwight Lowery vs. Indianapolis, 9/27/15 (L)

THREE SACKS

By Titans—Jason Jones (3.5) vs. Pittsburgh, 12/21/08 (W)

By Opponents—Muhammad Wilkerson at N.Y. Jets, 12/13/15 (L)

POSTSEASON: THE LAST TIME THE TENNESSEE TITANS ...

GAMES WON

WON BY SCORING IN THE LAST TWO MINUTES OF REGULATION

By Titans—Gary Anderson 46-yard field goal with 0:29 remaining, at Baltimore, 1/3/04 (W)

By Opponents—Matt Stover 43-yard field goal with 0:53 remaining, vs. Baltimore, 1/10/09 (L)

WON OVERTIME GAME

By Titans—Tennessee 34, vs. Pittsburgh 31, 1/11/03 (W)

By Opponents—at Buffalo 41, Houston 38, 1/3/93 (L)

WON BY 20 OR MORE POINTS

By Titans/Oilers—Never Happened

By Opponents—at Cincinnati 41, Houston 14, 1/6/91 (L)

WON BY SHUTOUT

By Titans/Oilers—Never Happened

By Opponents—Never Happened

TEAM SCORING

SCORED 50 POINTS

By Titans/Oilers—Never Happened

By Opponents—at Oakland 56, Houston 7, 12/21/69 (L)

SCORED 40 POINTS

By Titans/Oilers—Never Happened

By Opponents—at Oakland 41, Tennessee 24, 1/19/03 (L)

SCORED 20 POINTS IN A QUARTER

By Titans—Never in Titans era (since 1999)

By Oilers—21 points in second quarter, at Buffalo, 1/3/93 (L)

By Opponents—21 points in fourth quarter, vs. Kansas City, 1/16/94 (L)

SCORED 30 POINTS IN A HALF

By Titans/Oilers—Never Happened

By Opponents—35 points in second half, at Buffalo, 1/3/93 (L)

SCORED TOUCHDOWNS ON OFFENSE, DEFENSE AND SPECIAL TEAMS

By Titans/Oilers—Never Happened

By Opponents—Never Happened

SCORED A TOUCHDOWN ON FIRST OFFENSIVE POSSESSION

By Titans—Chris Brown 6-yard run, at Baltimore, 1/3/04 (W)

By Opponents—Bethel Johnson 41-yard pass from Tom Brady, at New England, 1/10/04 (L)

TEAM YARDAGE TOTALS

500 TOTAL NET YARDS

By Titans/Oilers—Never Happened

By Opponents—Never Happened

400 TOTAL NET YARDS

By Titans—vs. Pittsburgh (430 yards), 1/11/03 (W)

By Opponents—vs. St. Louis (436 yards), 1/30/00 (L)

POSTSEASON: THE LAST TIME THE TENNESSEE TITANS ...

TEAM DEFENSE

HELD OPPONENT WITHOUT A TOUCHDOWN

- By Titans**—Never in Titans era (since 1999)
- By Oilers**—Houston 10, at San Diego 3, 12/24/61 (W)
- By Opponents**—at San Diego 17, Tennessee 6, 1/6/08 (L)

HELD OPPONENT TO 200 OR FEWER NET YARDS OF OFFENSE

- By Titans**—vs. Baltimore (134 net yards), 1/7/01 (L)
- By Opponents**—vs. Buffalo (194 net yards), 1/8/00 (W)

HELD OPPONENT TO 50 OR FEWER YARDS RUSHING

- By Titans**—vs. Baltimore (50 yards), 1/10/09 (L)
- By Opponents**—vs. Kansas City (39 yards), 1/16/94 (L)

HELD OPPONENT TO 100 OR FEWER NET YARDS PASSING

- By Titans**—vs. Buffalo (97 net yards), 1/8/00 (W)
- By Opponents**—vs. Buffalo (55 net yards), 1/8/00 (W)

SEVEN OR MORE SACKS BY TEAM

- By Titans/Oilers**—Never Happened
- By Opponents**—vs. Kansas City (9 sacks), 1/16/94 (L)

SPECIAL TEAMS

KICKOFF RETURNED FOR TOUCHDOWN

- By Titans**—Derrick Mason (80 yards) at Jacksonville, 1/23/00 (W)
- By Opponents**—Never Happened

RETURNED OPENING KICKOFF FOR TOUCHDOWN

- By Titans/Oilers**—Never Happened
- By Opponents**—Never Happened

PUNT RETURNED FOR TOUCHDOWN

- By Titans/Oilers**—Never Happened
- By Opponents**—Never Happened

FIELD GOAL BLOCKED

- By Titans/Oilers**—Never Happened
- By Opponents**—Richard Seymour at New England (Gary Anderson), 1/10/04 (L)

FIELD GOAL BLOCKED, RETURNED FOR TD

- By Titans/Oilers**—Never Happened
- By Opponents**—Anthony Mitchell (90 yards) vs. Baltimore (Al Del Greco's FG blocked by Keith Washington), 1/7/01 (L)

PUNT BLOCKED

- By Titans**—Chris Coleman vs. Baltimore (Kyle Richardson, twice), 1/7/01 (L)
- By Opponents**—Jerry Olsavsky vs. Pittsburgh (Greg Montgomery), 12/31/89 (L)

PUNT BLOCKED AND RETURNED FOR TD

- By Titans/Oilers**—Never Happened
- By Opponents**—Never Happened

FIVE FIELD GOALS

- By Titans/Oilers**—Never Happened
- By Opponents**—Never Happened

FOUR FIELD GOALS

- By Titans**—Al Del Greco at Indianapolis, 1/16/00 (W)
- By Opponents**—Gary Anderson (OT) vs. Pittsburgh, 12/31/89 (L)

THREE FIELD GOALS

- By Titans**—Al Del Greco (4) at Indianapolis, 1/16/00 (W)
- By Opponents**—Jeff Reed vs. Pittsburgh, 1/11/03 (W)

MISSED PAT

- By Titans/Oilers**—Never Happened
- By Opponents**—David Treadwell (Wide Left) at Denver, 1/4/92 (L)

TWO-POINT CONVERSIONS

TWO-POINT CONVERSION MADE

- By Titans/Oilers**—Never Happened
- By Opponents**—Plaxico Burress (pass from Hines Ward) vs. Pittsburgh, 1/11/03 (W)

TWO-POINT CONVERSION FAILED

- By Titans**—vs. St. Louis (pass incomplete), 1/30/00 (L)
- By Opponents**—vs. Buffalo (pass incomplete), 1/8/00 (W)

INDIVIDUAL OFFENSIVE PERFORMANCES

INDIVIDUAL WITH 200 SCRIMMAGE YARDS

- By Titans/Oilers**—Never Happened
- By Opponents**—Never Happened

RUSHING TOUCHDOWN AND RECEIVING TOUCHDOWN

- By Titans**—Never in Titans era (since 1999)
- By Oilers**—Allen Pinkett at Cleveland, 12/24/88 (W)
- By Opponents**—Abner Haynes vs. Dallas Texans, 12/23/62 (L)

RUSHING TOUCHDOWN AND PASSING TOUCHDOWN

- By Titans**—Steve McNair at Oakland, 1/19/03 (L)
- By Opponents**—Rich Gannon at Oakland, 1/19/03 (L)

INDIVIDUAL RUSHING

200 YARDS RUSHING

- By Titans/Oilers**—Never Happened
- By Opponents**—Never Happened

150 YARDS RUSHING

- By Titans**—Eddie George (162 yards) at Indianapolis, 1/16/00 (W)
- By Opponents**—Paul Lowe (165 yards) vs. Los Angeles Chargers, 1/1/61 (W)

100 YARDS RUSHING

- By Titans**—Eddie George (162 yards) at Indianapolis, 1/16/00 (W)
- By Opponents**—Fred Taylor (110 yards) at Jacksonville, 1/23/00 (W)

CONSECUTIVE 100-YARD RUSHING GAMES

- By Titans**—Eddie George vs. Buffalo (106 yards), 1/8/00 (W), at Indianapolis (162 yards), 1/16/00 (W)

30 OR MORE CARRIES

- By Titans/Oilers**—Never Happened
- By Opponents**—Never Happened

RUSHING PLAY OF 80 OR MORE YARDS

- By Titans/Oilers**—Never Happened
- By Opponents**—Never Happened

RUSHING PLAY OF 50 OR MORE YARDS

- By Titans**—Steve McNair (51 yards) at Jacksonville, 1/23/00 (W)
- By Opponents**—Never Happened

THREE TOUCHDOWNS RUSHING

- By Titans/Oilers**—Never Happened
- By Opponents**—Never Happened

TWO TOUCHDOWNS RUSHING

- By Titans**—Steve McNair at Oakland, 1/19/03 (L)
- By Opponents**—Antwain Smith vs. Buffalo, 1/8/00 (W)

INDIVIDUAL PASSING

- By Titans/Oilers**—Never Happened
- By Opponents**—Kurt Warner (414 yards) vs. St. Louis, 1/30/00 (L)

300 YARDS PASSING

- By Titans**—Steve McNair (338 yards) vs. Pittsburgh, 1/11/03 (W)
- By Opponents**—Kurt Warner (414 yards) vs. St. Louis, 1/30/00 (L)

CONSECUTIVE 300-YARD PASSING GAMES

- Playoffs:**
- By Titans/Oilers**—Never Happened

FIVE TOUCHDOWN PASSES

- By Titans/Oilers**—Never Happened
- By Opponents**—Daryle Lamonica (6) at Oakland, 12/21/69 (L)

FOUR TOUCHDOWN PASSES

- By Titans**—Never in Titans era (since 1999)
- By Oilers**—Warren Moon at Buffalo, 1/3/93 (L)
- By Opponents**—Frank Reich at Buffalo, 1/3/93 (L)

POSTSEASON: THE LAST TIME THE TENNESSEE TITANS ...

50 OR MORE PASS ATTEMPTS

By Titans—Never in Titans era (since 1999)
By Oilers—Warren Moon (50 att) at Buffalo, 1/3/93 (L)
By Opponents—Never Happened

40 OR MORE PASS ATTEMPTS

By Titans—Kerry Collins (42 att) vs. Baltimore, 1/10/09 (L)
By Opponents—Tom Brady (41 att) at New England, 1/10/04 (L)

30 OR MORE COMPLETIONS

By Titans—Never in Titans era (since 1999)
By Oilers—Warren Moon (32 comp) vs. Kansas City, 1/16/94 (L)

NO SACKS ALLOWED

By Titans—at Baltimore, 1/3/04 (W)
By Opponents—vs. Baltimore, 1/10/09 (L)

COMPLETION OF 80 OR MORE YARDS

By Titans/Oilers—Never Happened
By Opponents—Never Happened

COMPLETION OF 50 OR MORE YARDS

By Titans/Oilers—Never Happened
By Opponents—Trent Dilfer (56 yards) vs. Baltimore, 1/7/01 (L)

INDIVIDUAL RECEIVING

200 YARDS RECEIVING

By Titans/Oilers—Never Happened
By Opponents—Never Happened

150 YARDS RECEIVING

By Titans/Oilers—Never Happened
By Opponents—Isaac Bruce (162 yards) vs. St. Louis, 1/30/00 (L)

100 YARDS RECEIVING

By Titans—Justin Gage (135 yards) vs. Baltimore, 1/10/09 (L)
By Opponents—Chris Chambers (121 yards) and Vincent Jackson (114) at San Diego, 1/6/08 (L)

CONSECUTIVE 100-YARD RECEIVING GAMES

By Titans—Never in Titans era (since 1999)
By Oilers—Ernest Givins at Denver (111 yards), 1/4/92 (L), at Buffalo (117 yards), 1/3/93 (L)

10 OR MORE RECEPTIONS

By Titans—Justin Gage (11 rec.) vs. Baltimore, 1/10/09 (L)
By Opponents—Never Happened

RECEPTION OF 80 OR MORE YARDS

By Titans/Oilers—Never Happened
By Opponents—Never Happened

RECEPTION OF 50 OR MORE YARDS

By Titans/Oilers—Never Happened
By Opponents—Shannon Sharpe (56 yards) vs. Baltimore, 1/7/01 (L)

THREE TOUCHDOWN RECEPTIONS

By Titans/Oilers—Never Happened
By Opponents—Andre Reed at Buffalo, 1/3/93 (L)

TWO TOUCHDOWN RECEPTIONS

By Titans—Never in Titans era (since 1999)
By Oilers—Haywood Jeffire at Buffalo, 1/3/93 (L)
By Opponents—Hines Ward vs. Pittsburgh, 1/11/03 (W)

COMBINED OFFENSIVE PERFORMANCES BY TEAMMATES

100-YARD RUSHER AND 100-YARD RECEIVER IN A GAME

By Titans/Oilers—Never Happened
By Opponents—Never Happened

100-YARD RUSHER, 100-YARD RECEIVER AND 300-YARD PASSER IN A GAME

By Titans/Oilers—Never Happened
By Opponents—Never Happened

300-YARD PASSER AND 100-YARD RECEIVER IN A GAME

By Titans—Steve McNair (338 pass.) and Frank Wycheck (123 rec.) vs. Pittsburgh, 1/11/03 (W)
By Opponents—Never Happened

100-YARD RUSHER AND 300-YARD PASSER IN A GAME

By Titans/Oilers—Never Happened
By Opponents—Never Happened

TWO 100-YARD RUSHERS IN A GAME

By Titans/Oilers—Never Happened
By Opponents—Hewritt Dixon (144 yards) and Pete Banaszak (116 yards) at Oakland, 12/31/67 (L)

TWO 100-YARD RECEIVERS IN A GAME

By Titans—Never in Titans era (since 1999)
By Oilers—Mike Barber (112 yards) and Ken Burrough (103 yards) at Miami, 12/24/78 (W)
By Opponents—Chris Chambers (121 yards) and Vincent Jackson (114 yards) at San Diego, 1/6/08 (L)

INDIVIDUAL DEFENSE

INTERCEPTION RETURNED FOR TOUCHDOWN

By Titans—Never in Titans era (since 1999)
By Oilers—Bubba McDowell (58 yards) at Buffalo, 1/3/93 (L)
By Opponents—Will Demps (56 yards) at Baltimore, 1/3/04 (W)

FUMBLE RETURNED FOR TOUCHDOWN

By Titans/Oilers—Never Happened
By Opponents—Never Happened

SAFETY SCORED

By Titans—Josh Evans and Jason Fisk (sacked Mark Brunell), at Jacksonville, 1/23/00 (W)
By Opponents—Dan Pastorini ran out of the End Zone, at Miami, 12/24/78 (W)

THREE INTERCEPTIONS

By Titans—Never in Titans era (since 1999)
By Oilers—Vernon Perry (4*) at San Diego, 12/29/79 (W)
By Opponents—Never Happened

TWO INTERCEPTIONS

By Titans—Never in Titans era (since 1999)
By Oilers—Bubba McDowell vs. N.Y. Jets, 12/29/91 (W)
By Opponents—Johnny Robinson vs. Dallas Texans, 12/23/62 (L)

THREE SACKS

By Titans—Never in Titans era (since 1999)
By Oilers—Andy Dorris vs. Denver, 12/23/79 (W)
By Opponents—Willie McGinest at New England, 1/10/04 (L)

GAME PREVIEW

TEAM NOTES

PLAYER NOTES

MEDIA

STATISTICS

ROSTERS

LAST TIME IN A SEASON THE TITANS ...

TEAM OFFENSE

- Ranked 1st in Overall Offense — 1990
- Ranked 1st in Rushing Offense — 1967 (AFL)
- Ranked 1st in Passing Offense — 1992

TEAM DEFENSE

- Ranked 1st in Overall Defense — 2000
- Ranked 1st in Rushing Defense — 2003
- Ranked 1st in Passing Defense — 2000

GAMES WON

- 10 Wins — 2008 (13-3)
- 11 Wins — 2008 (13-3)
- 12 Wins — 2008 (13-3)
- 13 Wins — 2008 (13-3)

ADVANCED IN PLAYOFFS

- Wild Card Round — 2008 (Divisional Round)
- Divisional Round — 2008
- Conference Championship — 2002
- Super Bowl — 1999

RUSHING

- 1,000 Yards — DeMarco Murray (1,266), 2016
- 1,500 Yards — Chris Johnson (2,006), 2009
- 2,000 Yards — Chris Johnson (2,006), 2009
- 300 Attempts — Chris Johnson (316), 2010
- 400 Attempts — Eddie George (403), 2000
- 10 Touchdowns — Chris Johnson (11), 2010
- 15 Touchdowns — Lendale White (15), 2008

PASSING

- 3,000 Yards — Marcus Mariota (3,426), 2016
- 3,500 Yards — Matt Hasselbeck (3,571), 2011
- 4,000 Yards — Warren Moon (4,690), 1991
- 400 Attempts — Marcus Mariota (451), 2016
- 500 Attempts — Matt Hasselbeck (518), 2011
- 600 Attempts — Warren Moon (655), 1991
- 20 Touchdowns — Marcus Mariota (26), 2016
- 30 Touchdowns — Warren Moon (33), 1990
- 90.0 Passer Rating — Marcus Mariota (95.6), 2016
- 100.0 Passer Rating — Steve McNair (100.4), 2003

RECEIVING

- 80 Receptions — Delanie Walker (94), 2015
- 90 Receptions — Delanie Walker (94), 2015
- 100 Receptions — Haywood Jeffire (100), 1991
- 1,000 Yards — Delanie Walker (1,088), 2015
- 1,500 Yards — Charlie Hennigan (1,546), 1964
- 10 Touchdowns — Drew Bennett (11), 2004
- 15 Touchdowns — Bill Groman (17), 1961

SCORING

- 100 Points — Ryan Succop (105), 2016
- 110 Points — Rob Bironas (116), 2013
- 120 Points — Rob Bironas (121), 2011
- 130 Points — Rob Bironas (133), 2007
- 30 Field Goals — Rob Bironas (35), 2007
- 35 Field Goals — Rob Bironas (35), 2007
- 10 Touchdowns — DeMarco Murray (12), 2016
- 15 Touchdowns — Chris Johnson (16), 2009

DEFENSE

- 7 Interceptions — Michael Griffi (7), 2008
- 8 Interceptions — Richard Johnson (8), 1990
- 9 Interceptions — Mike Reinfeldt (12), 1979
- 10 Interceptions — Mike Reinfeldt (12), 1979
- 10 Sacks — Brian Orakpo (10.5), 2016
- 12 Sacks — Jason Babin (12.5), 2010
- 14 Sacks — Jevon Kearse (14.5), 1999
- 150 Tackles — Stephen Tulloch (169) & Michael Griffi (153), 2010
- 175 Tackles — Keith Bulluck (180), 2002
- 200 Tackles — Gregg Bingham (212), 1980

TITANS RECORDS AT A GLANCE

Team record holders in major statistical categories

SCORING

- Points (Game) — 30 by Billy Cannon (5 TDs) at N.Y. Titans, 12/10/61
- Points (Season) — 136 by Al Del Greco, 1998
- Points (Career) — 1,060 by Al Del Greco, 1991-00
- Touchdowns (Game) — 5 by Billy Cannon at N.Y. Titans, 12/10/61
- Touchdowns (Season) — 19 by Earl Campbell, 1979
- Touchdowns (Career) — 74 by Eddie George, 1996-03
- Field Goals (Game) — 8 by Rob Bironas at Hou., 10/21/07
- Field Goals (Season) — 36 by Al Del Greco, 1998
- Field Goals (Career) — 246 by Al Del Greco, 1991-00

RUSHING

- Rushing Yards (Game) — 228 by Chris Johnson vs. Jax, 11/1/09
- Rushing Yards (Season) — 2,006 by Chris Johnson, 2009
- Rushing Yards (Career) — 10,009 by Eddie George, 1996-03
- Rushing Touchdowns (Game) — 4 by Earl Campbell vs. Mia., 11/20/78; Lorenzo White vs. Cle., 12/9/90
- Rushing Touchdowns (Season) — 19 by Earl Campbell, 1979
- Rushing Touchdowns (Career) — 73 by Earl Campbell, 1978-84

PASSING

- Passing Yards (Game) — 527 by Warren Moon at K.C., 12/16/90
- Passing Yards (Season) — 4,690 by Warren Moon, 1991
- Passing Yards (Career) — 33,685 by Warren Moon, 1984-93
- Passing Touchdowns (Game) — 7 by George Blanda vs. N.Y. Titans, 11/19/61
- Passing Touchdowns (Season) — 36 by George Blanda, 1961
- Passing Touchdowns (Career) — 196 by Warren Moon, 1984-93
- Passer Rating (Game) — 158.3 by Chris Chandler at Cin., 9/24/95
- Passer Rating (Season) — 100.4 by Steve McNair, 2003
- Passer Rating (Career) — 83.3 by Steve McNair, 1995-05

RECEIVING

- Receptions (Game) — 13 (three times, last by Drew Bennett at Oak., 12/19/04)
- Receptions (Season) — 101 by Charlie Hennigan, 1964
- Receptions (Career) — 542 by Ernest Givins, 1986-94
- Receiving Yards (Game) — 272 by Charlie Hennigan at Bos., 10/13/61
- Receiving Yards (Season) — 1,746 by Charlie Hennigan, 1961
- Receiving Yards (Career) — 7,935 by Ernest Givins, 1986-94
- Receiving Touchdowns (Game) — 3 (17 times, last by Kenny Britt vs. Phi., 10/24/10)
- Receiving Touchdowns (Season) — 17 by Bill Groman, 1961
- Receiving Touchdowns (Career) — 51 by Charlie Hennigan, 1960-66

PUNTING

- Punts (Game) — 11 (twice by Rich Camarillo, last at Pit., 12/3/95)
- Punts (Season) — 96 by Rich Camarillo, 1994
- Punts (Career) — 861 by Craig Hentrich, 1998-09

PUNT RETURNS

- Punt Return Yards (Game) — 160 by Darius Reynaud vs. Jax., 12/30/12
- Punt Return Average (Season) — 15.4 by Billy Johnson, 1977
- Punt Return Average (Career) — 13.2 by Billy Johnson, 1974-80

KICKOFF RETURNS

- Kickoff Return Yards (Game) — 240 by Bobby Jancik at Oak., 12/22/63
- Kickoff Return Average (Season) — 31.3 by Ken Hull, 1960
- Kickoff Return Average (Career) — 26.5 by Bobby Jancik, 1962-67

INTERCEPTIONS

- Interceptions (Game) — 3 (eight times, last by Keith Bulluck at N.O., 9/24/07)
- Interceptions (Season) — 12 by Freddy Glick, 1963; by Mike Reinfeldt, 1979
- Interceptions (Career) — 45 by Jim Norton, 1960-68

SACKS

- Sacks (Game) — 4 (five times, last by William Fuller vs. Pit., 11/28/93)
- Sacks (Season) — 17 by Elvin Bethea, 1973
- Sacks (Career) — 105 by Elvin Bethea, 1968-83

TENNESSEE TITANS 2017 PARTICIPATION CHART

Player	9/10	9/17	9/24	10/1	10/8	10/16	10/22	11/5	11/12	11/16	11/26	12/3	12/10	12/17	12/24	12/31	Season Totals			
	Oak	@Jax	Sea	@Hou	@Mia	Ind	@Cle	Bal	Cin	@Pit	@Ind	Hou	@Ari	@SF	LAR	Jax	GP	GS	DNP	IA
Bacci, Joe	IR	X	X														0	0	0	0
Bates, Daren	P	P	P														3	0	0	0
Brinkley, Beau	P	P	P														3	0	0	0
Brown, Jayon	P	P	P														3	0	0	0
Byard, Kevin	FS	FS	FS														3	3	0	0
Carraway, Josh	IA	IA	IA														0	0	0	3
Casey, Jurrell	DT	DT	DT														3	3	0	0
Cassel, Matt	DNP	DNP	DNP														0	0	3	0
Conklin, Jack	RT	RT	RT														3	3	0	0
Cunningham, Jerome	PS	X	X														0	0	0	0
Cyprien, Johnathan	SS	IA	IA														1	1	0	2
Davis, Corey	P	WR	IA														2	1	0	1
Decker, Eric	WR	P	P														3	1	0	0
DiSalvo, Ryan	IR	IR	IR														0	0	0	0
Dodd, Kevin	IA	IA	P														1	0	0	2
Douglas, Harry	IR	IR	IR														0	0	0	0
Durden, Kenneth	PS	PS	PS														0	0	0	0
Ferguson, Tyler	PS	PS	PS														0	0	0	0
Fluellen, David	P	P	P														3	0	0	0
Fowler, Jalston	P	P	FB														3	1	0	0
Henry, Derrick	P	P	P														3	0	0	0
Jackson, Adoree'	CB	CB	CB														3	3	0	0
Jennings, Darius	PS	PS	DNP														0	0	1	0
Johnson, Austin	P	P	P														3	0	0	0
Johnson, Denzel	PS	PS	PS														0	0	0	0
Jones, Ben	C	C	C														3	3	0	0
Jones, DaQuan	DE	DE	DE														3	3	0	0
Judd, Akeem	IR	IR	IR														0	0	0	0
Kelly, Dennis	P	P	P														3	0	0	0
Kern, Brett	P	P	P														3	0	0	0
King, David	IA	P	P														2	0	0	1
Kline, Josh	RG	RG	RG														3	3	0	0
Klug, Karl	P	P	IA														2	0	0	1
Levin, Corey	IA	IA	IA														0	0	0	3
Lewan, Taylor	LT	LT	LT														3	3	0	0
Mariota, Marcus	QB	QB	QB														3	3	0	0
Marz, Tyler	PS	PS	X														0	0	0	0
Matthews, Rishard	WR	WR	WR														3	3	0	0
McCain, Brice	P	P	P														3	0	0	0
Moore, Steven	PS	X	X														0	0	0	0
Morgan, Derrick	OLB	OLB	OLB														3	3	0	0
Muhammad, Khalfani	PS	PS	PS														0	0	0	0
Murray, DeMarco	RB	RB	RB														3	3	0	0
Ochi, Victor	IR	IR	IR														0	0	0	0
Orakpo, Brian	OLB	OLB	OLB														3	3	0	0
Palmer, Nate	IA	IA	IA														0	0	0	3
Pascal, Zach	PS	PS	X														0	0	0	0
Reed, Kalan	P	IA	IA														1	0	0	2
Riley, Curtis	IA	P	P														2	0	0	1
Ryan, Logan	CB	CB	CB														3	3	0	0
Schwenke, Brian	P	P	P														3	0	0	0
Searcy, Da'Norris	P	SS	SS														3	2	0	0
Seaton, Brad	X	X	PS														0	0	0	0
Sharpe, Tajaé	IR	IR	IR														0	0	0	0
Semisich, Tim	X	PS	PS														0	0	0	0
Sims, LeShaun	IA	P	CB														2	1	0	1
Smith, Jonnu	TE	TE	TE														3	3	0	0
Smith, Tye	P	IA	P														2	0	0	1
Spain, Quinton	LG	LG	LG														3	3	0	0
Staten, Jimmy	IR	X	X														0	0	0	0
Succop, Ryan	P	P	P														3	0	0	0
Supernaw, Phillip	P	TE	P														3	1	0	0
Tanney, Alex	IR	IR	IR														0	0	0	0
Taylor, Taywan	P	P	P														3	0	0	0
Trawick, Brynden	P	P	P														3	0	0	0
Walden, Erik	P	P	P														3	0	0	0
Walker, Delanie	TE	P	TE														3	2	0	0
Wallace, Aaron	P	P	IR														2	0	0	0
Washington Jr., Tony	X	X	PS														0	0	0	0
Weems, Eric	P	P	P														3	0	0	0
Wichmann, Cody	X	PS	PS														0	0	0	0
Williams, Sylvester	NT	NT	P														3	2	0	0
Williamson, Avery	ILB	ILB	ILB														3	3	0	0
Woods, Antwaun	PS	PS	PS														0	0	0	0
Woodyard, Wesley	ILB	ILB	ILB														3	3	0	0

Starters indicated by position (QB, RB, ILB, etc.); P = played but did not start; DNP = active but did not play; IA = inactive for game; PS = practice squad; PS-I = practice squad injured reserve; X = not on roster; IR = injured reserve; SUS = reserve/suspended; NFI = non-football injury; PUP = physically unable to perform

GAME PREVIEW

TEAM NOTES

PLAYER NOTES

MEDIA

STATISTICS

ROSTERS

TENNESSEE TITANS 2017 TRANSACTIONS

January 2 Signed **G KARIM BARTON**, **OLB KOURTNEI BROWN**, **TE JEROME CUNNINGHAM**, **RB DAVID FLUELLEN**, **WR JONATHAN KRAUSE**, **T TYLER MARZ** and **WR K.J. MAYE** to future contracts

January 4 Signed **LB RESHARD CLIETT** and **TE TIM SEMISCH** to future contracts; organization and wide receivers coach **BOB BRATKOWSKI** and assistant wide receivers coach **JASON TUCKER** agree to part ways

January 5 Signed **DB TYE SMITH** to a future contract

January 16 Hired **CRAIG AUKERMAN** as assistant special teams coach and **FRISMAN JACKSON** as wide receivers coach

January 24 Signed **DE CAUSHAUD LYONS** to a future contract

February 15 Elevated **LUKE STECKEL** to assistant wide receivers coach

March 8 Terminated vested veteran **NT AL WOODS**

March 10 Signed unrestricted free agents **QB MATT CASSEL**, **S JOHNATHAN CYPRIEN** and **DE KARL KLUG**

March 11 Signed unrestricted free agents **LB DAREN BATES**, **CB LOGAN RYAN** and **S BRYNDEN TRAWICK**

March 13 Signed unrestricted free agents **TE PHILLIP SUPERNAW** and **WR ERIC WEEMS**

March 14 Signed unrestricted free agent **NT SYLVESTER WILLIAMS**

March 16 Signed unrestricted free agent **LB NATE PALMER**

March 23 Signed unrestricted free agent **G/C TIM LELITO**

March 31 Waived **S JOSH AUBREY** from reserve/retired list

April 3 Signed unrestricted free agent **CB DEMONTRE HURST**

April 17 Terminated vested veteran **CB JASON McCOURTY**; terminated vested veteran **WR ANDRE JOHNSON** from the reserve/retired list

April 25 Placed **CB BENNETT OKOTCHA** on the reserve/retired list

April 27 Drafted **WR COREY DAVIS** (firs round, fift overall) and **CB ADOREE' JACKSON** (firs round, 18th overall)

April 28 Traded a 2017 third-round selection (83rd overall) and a 2017 fourth-round selection (124th overall) to the New England Patriots for a Patriots' 2017 third-round selection (72nd overall) and a Patriots' 2017 sixth-round selection (200th overall); drafted **WR TAYWAN TAYLOR** (third round, 72nd overall) and **TE JONNU SMITH** (third round, 100th overall)

April 29 Traded a 2017 fifth-round selection (164th overall) and a 2017 sixth-round selection (214th overall) to the Philadelphia Eagles for a Eagles' 2017 fifth-round selection (155th overall); drafted **LB JAYON BROWN** (fift round, 155th overall); traded a 2017 sixth-round selection (200th overall) to the New York Giants for a Giants' 2017 sixth-round selection (207th overall) and a Giants' 2017 seventh-round selection (241st overall); traded a 2017 sixth-round selection (207th overall) to the Cincinnati Bengals for a Bengals' 2017 sixth-round selection (217th overall) and a Bengals' 2017 seventh-round selection (227th overall); drafted **G/C COREY LEVIN** (sixth round, 217th overall), **OLB JOSH CARRAWAY** (seventh round, 227th overall), **T BRAD SEATON** (seventh round, 236th overall) and **RB KHALFANI MUHAMMAD** (seventh round, 241st overall)

May 12 Signed the following undrafted free agents: **CB JEREMY BOYKINS**, **NT DeANGELO BROWN**, **WR Bra'LON CHERRY**, **QB TYLER FERGUSON**, **CB JOHN GREEN**, **NT RODERICK HENDERSON**, **LB DENZEL JOHNSON**, **RB AKEEM JUDD**, **WR KeVONN MABON**, **T STEVEN MOORE**, **WR GIOVANNI PASCASCIO** and **T JONAH PIRSIG**; signed sixth-round choice **G/C COREY LEVIN**, seventh-round choice **OLB JOSH CARRAWAY**, seventh-round choice **T BRAD SEATON** and **RB KHALFANI MUHAMMAD**

May 15 Waived **LB RESHARD CLIETT** and **NT RODERICK HENDERSON**; signed free agents **K/P JORDAN GAY**, **CB TREVON HARTFIELD**, **LB JOHNNY RAGIN III**, **DE CAMERON ROBBINS** and **DE JIMMY STATEN**

May 17 Signed third-round choice **TE JONNU SMITH**

May 19 Waived **WR K.J. MAYE**; signed free agents **FB JOE BACCI** and **WR DARIUS JENNINGS**

May 23 Signed first-round choice **CB ADOREE' JACKSON**

May 24 Signed fifth-round choice **LB JAYON BROWN**

June 5 Waived **G KARIM BARTON**; signed free agent **C MARK**

June 6 Waived injured **CB JOHN GREEN**; signed free agent **WR MEKALE McKAY**

June 13 Waived **CB TREVON HARTFIELD** and **DE CAUSHAUD LYONS**; signed free agents **CB MANNY ABAD** and **OLB VICTOR OCHI**

June 19 Waived **WR Bra'LON CHERRY**; signed free agent **WR ERIC DECKER**

July 28 Waived **LB JOHNNY RAGIN III**; waived **G SEBASTIAN TRETOLA** with a non-football injury; waived **CB JOHN GREEN** from injured reserve; signed free agents **G JAKE SIMONICH** and **OLB ERIK WALDEN**

July 29 Placed **WR TAJAÉ SHARPE** on reserve/physically unable to perform

July 30 Signed first-round choice **WR COREY DAVIS**

August 6 Waived injured **OLB VICTOR OCHI**; signed free agent **RB BRANDON RADCLIFF**

August 14 Waived **K/P JORDAN GAY**

August 15 Signed free agent **LS RYAN DiSALVO**

August 17 Waived injured **OLB KOURTNEI BROWN**; signed free agent **CB DARRIUS SIMS**

August 21 Moved **WR TAJAÉ SHARPE** from Physically Unable to Perform list to active roster; waived **DE MEHDI ABDESMAD**

August 24 Waived **OLB KOURTNEI BROWN** from reserve/injured with an injury settlement

August 30 Waived injured **CB JEREMY BOYKINS** and **WR MEKALE McKAY**

September 2 Placed **WR TAJAÉ SHARPE** and **QB ALEX TANNEY** on injured reserve; terminated vested veterans **CB DEMONTRE HURST**, **LB JUSTIN STAPLES** and **WR ERIC WEEMS**; waived **CB MANNY ABAD**, **TE JACE AMARO**, **DE ANGELO BLACKSON**, **NT DeANGELO BROWN**, **TE JEROME CUNNINGHAM**, **QB TYLER FERGUSON**, **WR DARIUS JENNINGS**, **S DENZEL JOHNSON**, **WR JONATHAN KRAUSE**, **WR KeVONN MABON**, **T TYLER MARZ**, **G JOSUE MATIAS**, **WR TRE McBRIDE**, **T STEVEN MOORE**, **RB KHALFANI MUHAMMAD**, **WR GIO PASCASCIO**, **T JONAH PIRSIG**, **RB BRANDON RADCLIFF**, **DE CAMERON ROBBINS**, **T BRAD SEATON**, **TE TIM SEMISCH**, **G JAKE SIMONICH**, **CB DARRIUS SIMS**, **CB D'JOUN SMITH**, **C MARK SPELMAN** and **NT ANTWAUN WOODS**; waived injured **FB JOE BACCI**, **LS RYAN DISALVO** and **RB AKEEM JUDD**

September 3 Placed **WR HARRY DOUGLAS** on injured reserve; signed free agent **WR ERIC WEEMS**; signed **TE JEROME CUNNINGHAM**, **QB TYLER FERGUSON**, **WR DARIUS JENNINGS**, **S DENZEL JOHNSON**, **T TYLER MARZ**, **T STEVEN MOORE**, **RB KHALFANI MUHAMMAD** and **NT ANTWAUN WOODS** to the practice squad

September 4 Terminated vested veteran **G/C TIM LELITO**; signed free agent **C/G BRIAN SCHWENKE**; signed **WR ZACH PASCAL** to the practice squad; waived **WR MEKALE McKAY** from reserve/injured with an injury settlement

September 5 Signed **CB KENNETH DURDEN** to the practice squad; waived **CB JEREMY BOYKINS** from reserve/injured with an injury settlement

September 11 Released **TE JEROME CUNNINGHAM** from the practice squad; signed **TE TIM SEMISCH** to the practice squad; waived **FB JOE BACCI** and **DE JIMMY STATEN** from reserve/injured with injury settlements

September 12 Released **T STEVEN MOORE** from the practice squad; signed **OL CODY WICHMANN** to the practice squad

September 20 Placed **OLB AARON WALLACE** on injured reserve; signed **WR ZACH PASCAL** to the active roster from the practice squad; practice squad **T TYLER MARZ** signed to the Los Angeles Chargers active roster; signed **T BRAD SEATON** and **OLB TONY WASHINGTON JR.** to the practice squad

September 23 Waived **WR ZACH PASCAL**; signed **WR DARIUS JENNINGS** to the active roster from the practice squad

September 25 Signed **WR ZACH PASCAL** to the practice squad

TENNESSEE TITANS UNOFFICIAL DEPTH CHART

OFFENSE

WR	18	Rishard Matthews	<u>13</u>	<u>Taywan Taylor</u>	14	Eric Weems
TE	82	Delanie Walker	89	Phillip Supernaw	<u>81</u>	<u>Jonnu Smith</u>
LT	77	Taylor Lewan	71	Dennis Kelly		
LG	67	Quinton Spain	<u>61</u>	<u>Corey Levin</u>		
C	60	Ben Jones	62	Brian Schwenke		
RG	64	Josh Kline	<u>61</u>	<u>Corey Levin</u>		
RT	78	Jack Conklin	71	Dennis Kelly		
WR	<u>84</u>	<u>Corey Davis</u>	87	Eric Decker	15	Darius Jennings
QB	8	Marcus Mariota	16	Matt Cassel		
FB	45	Jalston Fowler				
RB	29	DeMarco Murray	22	Derrick Henry	32	David Fluellen

DEFENSE

DE	90	DaQuan Jones	95	David King		
NT	96	Sylvester Williams	94	Austin Johnson		
DT	99	Jurrell Casey	97	Karl Klug		
OLB	91	Derrick Morgan	92	Kevin Dodd		
ILB	59	Wesley Woodyard	<u>55</u>	<u>Jayon Brown</u>		
ILB	54	Avery Williamson	50	Nate Palmer	53	Daren Bates
OLB	98	Brian Orakpo	93	Erik Walden	<u>44</u>	<u>Josh Carraway</u>
CB	<u>25</u>	<u>Adoree' Jackson</u>	36	LeShaun Sims	24	Kalan Reed
SS	37	Johnathan Cyprien	21	Da'Norris Searcy		
FS	31	Kevin Byard	35	Curtis Riley	41	Brynden Trawick
CB	26	Logan Ryan	23	Brice McCain	33	Tye Smith

SPECIAL TEAMS

K	4	Ryan Succop	6	Brett Kern		
KO	4	Ryan Succop	6	Brett Kern		
P	6	Brett Kern	4	Ryan Succop		
H	6	Brett Kern	16	Matt Cassel		
PR	<u>25</u>	<u>Adoree' Jackson</u>	14	Eric Weems		
KOR	<u>25</u>	<u>Adoree' Jackson</u>	14	Eric Weems		
LS	48	Beau Brinkley	60	Ben Jones	<u>81</u>	<u>Jonnu Smith</u>

As of Sept. 25, 2017
Rookies are underlined

TITANS PRONUNCIATION GUIDE

Kevin BYARD (BY-urd); **Johnathan CYPRIEN** (SIP-ree-en); **DAQUAN Jones** (Day-QUAN); **Karl KLUG** (KLOOG); **Corey LEVIN** (LEH-vin); **Taylor LEWAN** (leh-WAHN); **Marcus MARIOTA** (MAR-ee-OH-tah); **KALAN Reed** (KAY-lin); **JONNU Smith** (JAH-new); **Ryan SUCCOP** (SUCK-up); **Brynden TRAWICK** (TRAH-wick)

TENNESSEE TITANS ROSTER BY EXPERIENCE

<u>13TH YEAR</u>		<u>6TH YEAR</u>		<u>2ND YEAR</u>		<u>ROOKIE DRAFT PICKS</u>	
Matt Cassel	QB	Beau Brinkley	LS	Kevin Byard	S	Jayon Brown	LB
		Ben Jones	C	Jack Conklin	T	Josh Carraway	OLB
<u>12TH YEAR</u>		Dennis Kelly	G/T	Kevin Dodd	OLB	Corey Davis	WR
Delanie Walker	TE	Rishard Matthews	WR	Derrick Henry	RB	Adoree' Jackson	CB
				Austin Johnson	DL	Corey Levin	G/C
<u>10TH YEAR</u>		<u>5TH YEAR</u>		David King	DE	Jonnu Smith	TE
Harry Douglas (IR)	WR	Daren Bates	LB	Victor Ochi (IR)	OLB	Taywan Taylor	WR
Brett Kern	P	Johnathan Cyprien	S	Tajaé Sharpe (IR)	WR		
Erik Walden	OLB	Josh Kline	G	LeShaun Sims	CB		
Eric Weems	WR/KR	Nate Palmer	LB	Tye Smith	CB		
Wesley Woodyard	LB	Logan Ryan	CB	Alex Tanney (IR)	QB		
		Brian Schwenke	C/G	Aaron Wallace (IR)	OLB		
		Brynden Trawick	S				
<u>9TH YEAR</u>		Sylvester Williams	NT	<u>1ST YEAR</u>			
Brice McCain	CB			Ryan DiSalvo (IR)	LS		
Brian Orakpo	OLB			David Fluellen	RB		
Ryan Succop	K			Darius Jennings	WR		
		<u>4TH YEAR</u>		Kalan Reed	CB		
<u>8TH YEAR</u>		DaQuan Jones	DL				
Eric Decker	WR	Taylor Lewan	T				
Derrick Morgan	OLB	Phillip Supernaw	TE				
		Avery Williamson	LB				
<u>7TH YEAR</u>		<u>3RD YEAR</u>					
Jurrell Casey	DT	Jalston Fowler	FB				
Karl Klug	DL	Marcus Mariota	QB				
DeMarco Murray	RB	Curtis Riley	DB				
Da'Norris Searcy	S	Quinton Spain	G				

As of Sept. 25, 2017

TENNESSEE TITANS ROSTER BY DRAFT ROUND

<u>ROUND 1</u>			<u>ROUND 5</u>			<u>UNDRAFTED</u>		
Player	Pos.	Year	Player	Pos.	Year	Player	Pos.	Year
Corey Davis	WR	2017	Jayon Brown	LB	2017	Akeem Judd (IR)	RB	2017
Adoree' Jackson	CB	2017	Tajaé Sharpe (IR)	WR	2016	Ryan DiSalvo (IR)	LS	2016 (Mia)
Jack Conklin	T	2016	LeShaun Sims	CB	2016	Victor Ochi (IR)	OLB	2016 (Bal)
Marcus Mariota	QB	2015	Tye Smith	CB	2015 (Sea)	Darius Jennings	WR	2015 (Cle)
Taylor Lewan	T	2014	Avery Williamson	LB	2014	Curtis Riley	DB	2015
Sylvester Williams	NT	2013 (Den)	Dennis Kelly	G/T	2012 (Phi)	Quinton Spain	G	2015
Derrick Morgan	OLB	2010	Karl Klug	DE	2011	David Fluellen	RB	2014 (Phi)
Brian Orakpo	OLB	2009 (Was)				Daren Bates	LB	2013 (StL)
<u>ROUND 2</u>			<u>ROUND 6</u>			Josh Kline	G	2013 (NE)
Player	Pos.	Year	Player	Pos.	Year	Brynden Trawick	S	2013 (Bal)
Kevin Dodd	OLB	2016	Corey Levin	G/C	2017	Beau Brinkley	LS	2012
Derrick Henry	RB	2016	Nate Palmer	LB	2013 (GB)	Phillip Supernaw	TE	2012 (Hou)
Austin Johnson	DL	2016	Brice McCain	CB	2009 (Hou)	Alex Tanney (IR)	QB	2012 (KC)
Johnathan Cyprien	S	2013 (Jax)	Erik Walden	OLB	2008 (Dal)	Brett Kern	P	2008 (Den)
			Delanie Walker	TE	2006 (SF)	Wesley Woodyard	LB	2008 (Den)
						Eric Weems	WR/KR	2007 (Atl)
<u>ROUND 3</u>			<u>ROUND 7</u>					
Player	Pos.	Year	Player	Pos.	Year			
Jonnu Smith	TE	2017	Josh Carraway	OLB	2017			
Taywan Taylor	WR	2017	Kalan Reed	CB	2016			
Kevin Byard	S	2016	Aaron Wallace (IR)	OLB	2016			
Logan Ryan	CB	2013 (NE)	David King	DE	2013 (Phi)			
Jurrell Casey	DT	2011	Rishard Matthews	WR	2012 (Mia)			
DeMarco Murray	RB	2011 (Dal)	Ryan Succop	K	2009 (KC)			
Eric Decker	WR	2010 (Den)	Matt Cassel	QB	2005 (NE)			
Harry Douglas (IR)	WR	2008 (Atl)						
<u>ROUND 4</u>								
Player	Pos.	Year						
Jalston Fowler	FB	2015						
DaQuan Jones	DL	2014						
Brian Schwenke	C/G	2013						
Ben Jones	C	2012 (Hou)						
Da'Norris Searcy	S	2011 (Buf)						

As of Sept. 25, 2017

HOW THE TENNESSEE TITANS WERE BUILT

YEAR	DRAFTEES (22)	FREE AGENTS (25)	TRADES/WAIVERS (6)
2017	WR Corey Davis (1a) CB Adoree' Jackson (1b) WR Taywan Taylor (3a) TE Jonnu Smith (3b) LB Jayon Brown (5) G/C Corey Levin (6) OLB Josh Carraway (7a)	CB Tye Smith (FA) LB Daren Bates (UFA-OAK) S Johnathan Cyprien (UFA-JAX) S Brynden Trawick (UFA-OAK) CB Logan Ryan (UFA-NE) WR Eric Weems (UFA-ATL) NT Sylvester Williams (UFA-DEN) WR Eric Decker (FA) OLB Erik Walden (FA) C/G Brian Schwenke (FA) WR Darius Jennings (FA)	DE David King (T-KC)
2016	T Jack Conklin (1) OLB Kevin Dodd (2a) DL Austin Johnson (2b) RB Derrick Henry (2c) S Kevin Byard (3) CB LeShaun Sims (5b) CB Kalan Reed (7b)	CB Brice McCain (FA) C Ben Jones (UFA-HOU) QB Matt Cassel (UFA-DAL) WR Rishard Matthews (UFA-MIA)	RB DeMarco Murray (T-PHI) LB Nate Palmer (W-GB) G/T Dennis Kelly (T-PHI) G Josh Kline (W-NE)
2015	QB Marcus Mariota (1) FB Jalston Fowler (4b)	S Da'Norris Searcy (UFA-BUF) OLB Brian Orakpo (UFA-WAS) G Quinton Spain (FA) TE Phillip Supernaw (FA) DB Curtis Riley (FA) RB David Fluellen (FA)	
2014	T Taylor Lewan (1) DL DaQuan Jones (4a) LB Avery Williamson (5)	LB Wesley Woodyard (UFA-DEN) K Ryan Succop (FA)	
2013		TE Delanie Walker (UFA-SF)	
2012		LS Beau Brinkley (FA)	
2011	DT Jurrell Casey (3) DL Karl Klug (5)		
2010	OLB Derrick Morgan (1)		
2009			P Brett Kern (W-DEN)

As of Sept. 25, 2017

GAME PREVIEW

TEAM NOTES

PLAYER NOTES

MEDIA

STATISTICS

ROSTERS

TENNESSEE TITANS POSITIONAL ROSTER - OFFENSE

QUARTERBACKS (2)

16	Cassel, Matt	QB	6-4	228	5/17/82	13	Southern California	Northridge, Calif.	UFA (DAL)-'16
8	Mariota, Marcus	QB	6-4	222	10/30/93	3	Oregon	Honolulu, Hawaii	D1-'15

RUNNING BACKS/FULLBACKS (4)

32	Fluellen, David	RB	5-11	224	1/28/92	1	Toledo	Lockport, N.Y.	FA-'15
45	Fowler, Jalston	FB	5-11	254	7/26/90	3	Alabama	Mobile, Ala.	D4b-'15
22	Henry, Derrick	RB	6-3	247	1/4/94	2	Alabama	Yulee, Fla.	D2c-'16
29	Murray, DeMarco	RB	6-1	220	2/12/88	7	Oklahoma	Las Vegas, Nev.	T (PHI)-'16

WIDE RECEIVERS (6)

84	Davis, Corey	WR	6-3	209	1/11/95	R	Western Michigan	Wheaton, Ill.	D1a-'17
87	Decker, Eric	WR	6-3	214	3/15/87	8	Minnesota	Cold Spring, Minn.	FA-'17
15	Jennings, Darius	WR	5-10	180	6/28/92	1	Virginia	Baltimore, Md.	FA-'17
18	Matthews, Rishard	WR	6-0	217	10/12/89	6	Nevada	Santa Ana, Calif.	UFA (MIA)-'16
13	Taylor, Taywan	WR	5-11	203	3/2/95	R	Western Kentucky	Louisville, Ky.	D3a-'17
14	Weems, Eric	WR	5-9	195	7/4/85	10	Bethune-Cookman	Ormond Beach, Fla.	UFA (ATL)-'17

TIGHT ENDS (3)

81	Smith, Jonnu	TE	6-3	248	8/22/95	R	Florida International	Ocala, Fla.	D3b-'17
89	Supernaw, Phillip	TE	6-5	255	1/30/90	4	Ouachita Baptist	Katy, Texas	FA-'15
82	Walker, Delanie	TE	6-2	248	8/12/84	12	Central Missouri	Pomona, Calif.	UFA (SF)-'13

CENTERS (2)

60	Jones, Ben	C	6-3	308	7/2/89	6	Georgia	Brent, Ala.	UFA (HOU)-'16
62	Schwenke, Brian	C/G	6-3	318	3/22/91	5	California	Oceanside, Calif.	D4-'13

GUARDS (3)

64	Kline, Josh	G	6-3	300	12/29/89	5	Kent State	Mason, Ohio	W (NE)-'16
61	Levin, Corey	G/C	6-4	307	8/12/94	R	Chattanooga	Dacula, Ga.	D6-'17
67	Spain, Quinton	G	6-4	330	8/7/91	3	West Virginia	Petersburg, Va.	FA-'15

TACKLES (3)

78	Conklin, Jack	T	6-6	308	8/17/94	2	Michigan State	Plainwell, Mich.	D1-'16
71	Kelly, Dennis	G/T	6-8	321	1/16/90	6	Purdue	Chicago Heights, Ill.	T (PHI)-'16
77	Lewan, Taylor	T	6-7	309	7/22/91	4	Michigan	Cave Creek, Ariz.	D1-'14

LONG SNAPPER (1)

48	Brinkley, Beau	LS	6-4	260	1/25/90	6	Missouri	Kearney, Mo.	FA-'12
----	----------------	----	-----	-----	---------	---	----------	--------------	--------

PLACEKICKERS (1)

4	Succop, Ryan	K	6-2	218	9/19/86	9	South Carolina	Hickory, N.C.	FA-'14
---	--------------	---	-----	-----	---------	---	----------------	---------------	--------

As of Sept. 25, 2017

TENNESSEE TITANS POSITIONAL ROSTER - DEFENSE

DEFENSIVE LINEMEN (6)

99	Casey, Jurrell	DT	6-1	305	12/5/89	7	Southern California	Long Beach, Calif.	D3-'11
94	Johnson, Austin	DL	6-4	314	5/8/94	2	Penn State	Galloway, N.J.	D2b-'16
90	Jones, DaQuan	DL	6-4	322	12/27/91	4	Penn State	Johnson City, N.Y.	D4a-'14
95	King, David	DE	6-4	281	12/27/89	2	Oklahoma	Houston, Texas	T (KC)-'17
97	Klug, Karl	DL	6-3	278	3/31/88	7	Iowa	Caledonia, Minn.	D5-'11
96	Williams, Sylvester	NT	6-2	313	11/21/88	5	North Carolina	Jefferson City, Mo.	UFA (DEN)-'17

LINEBACKERS (11)

53	Bates, Daren	LB	5-11	225	11/27/90	5	Auburn	Olive Branch, Miss.	UFA (OAK)-'17
55	Brown, Jayon	LB	6-0	226	2/26/95	R	UCLA	Long Beach, Calif.	D5-'17
44	Carraway, Josh	OLB	6-3	242	4/13/94	R	Texas Christian	Flower Mound, Texas	D7a-'17
92	Dodd, Kevin	OLB	6-5	277	7/14/92	2	Clemson	Greenville, S.C.	D2a-'16
91	Morgan, Derrick	OLB	6-4	261	1/6/89	8	Georgia Tech	Coatesville, Pa.	D1-'10
98	Orakpo, Brian	OLB	6-4	257	7/31/86	9	Texas	Houston, Texas	UFA (WAS)-'15
50	Palmer, Nate	LB	6-2	248	9/23/89	5	Illinois State	Chicago, Ill.	W (GB)-'16
93	Walden, Erik	OLB	6-2	250	8/21/85	10	Middle Tennessee State	Dublin, Ga.	FA-'17
54	Williamson, Avery	LB	6-1	246	3/9/92	4	Kentucky	Milan, Tenn.	D5-'14
59	Woodyard, Wesley	LB	6-0	233	7/21/86	10	Kentucky	LaGrange, Ga.	UFA (DEN)-'14

CORNERBACKS (6)

25	Jackson, Adoree'	CB	5-11	185	9/18/95	R	Southern California	East St. Louis, Ill.	D1b-'17
23	McCain, Brice	CB	5-9	190	12/10/86	9	Utah	Terrell, Texas	FA-'16
24	Reed, Kalan	CB	5-11	192	12/29/93	1	Southern Mississippi	Birmingham, Ala.	D7b-'16
26	Ryan, Logan	CB	5-11	195	2/9/91	5	Rutgers	Voorhees, N.J.	UFA (NE)-'17
36	Sims, LeShaun	CB	6-0	203	9/18/93	2	Southern Utah	Las Vegas, Nev.	D5b-'16
33	Smith, Tye	CB	6-0	195	5/3/93	2	Towson	Raleigh, N.C.	FA-'17

SAFETIES (5)

31	Byard, Kevin	S	5-11	212	8/17/93	2	Middle Tennessee State	Lithonia, Ga.	D3-'16
37	Cyprien, Johnathan	S	6-0	223	7/29/90	5	Florida International	North Miami Beach, Fla.	UFA (JAX)-'17
35	Riley, Curtis	DB	6-0	190	7/18/92	3	Fresno State	Orlando, Fla.	FA-'15
21	Searcy, Da'Norris	S	5-11	207	11/16/88	7	North Carolina	Decatur, Ga.	UFA (BUF)-'15
41	Trawick, Brynden	S	6-2	225	10/23/89	5	Troy	Marietta, Ga.	UFA (OAK)-'17

PUNTERS (1)

6	Kern, Brett	P	6-2	214	2/17/86	10	Toledo	Grand Island, N.Y.	W (DEN)-'09
---	-------------	---	-----	-----	---------	----	--------	--------------------	-------------

As of Sept. 25, 2017

TENNESSEE TITANS ALPHABETICAL ROSTER

NO.	NAME	POS.	HT.	WT.	BIRTHDATE	EXP.	COLLEGE	HOMETOWN	ACQUIRED
53	Bates, Daren	LB	5-11	225	11/27/90	5	Auburn	Olive Branch, Miss.	UFA (OAK)-17
48	Brinkley, Beau	LS	6-4	260	1/25/90	6	Missouri	Kearney, Mo.	FA-'12
55	Brown, Jayon	LB	6-0	226	2/26/95	R	UCLA	Long Beach, Calif.	D5-'17
31	Byard, Kevin	S	5-11	212	8/17/93	2	Middle Tennessee State	Lithonia, Ga.	D3-'16
44	Carraway, Josh	OLB	6-3	242	4/13/94	R	Texas Christian	Flower Mound, Texas	D7a-'17
99	Casey, Jurrell	DT	6-1	305	12/5/89	7	Southern California	Long Beach, Calif.	D3-'11
16	Cassel, Matt	QB	6-4	228	5/17/82	13	Southern California	Northridge, Calif.	UFA (DAL)-'16
78	Conklin, Jack	T	6-6	308	8/17/94	2	Michigan State	Plainwell, Mich.	D1-'16
37	Cyprien, Johnathan	S	6-0	223	7/29/90	5	Florida International	North Miami Beach, Fla.	UFA (JAX)-'17
84	Davis, Corey	WR	6-3	209	1/11/95	R	Western Michigan	Wheaton, Ill.	D1a-'17
87	Decker, Eric	WR	6-3	214	3/15/87	8	Minnesota	Cold Spring, Minn.	FA-'17
92	Dodd, Kevin	OLB	6-5	277	7/14/92	2	Clemson	Greenville, S.C.	D2a-'16
32	Fluellen, David	RB	5-11	224	1/28/92	1	Toledo	Lockport, N.Y.	FA-'15
45	Fowler, Jalston	FB	5-11	254	7/26/90	3	Alabama	Mobile, Ala.	D4b-'15
22	Henry, Derrick	RB	6-3	247	1/4/94	2	Alabama	Yulee, Fla.	D2c-'16
25	Jackson, Adoree'	CB	5-11	185	9/18/95	R	Southern California	East St. Louis, Ill.	D1b-'17
15	Jennings, Darius	WR	5-10	180	6/28/92	1	Virginia	Baltimore, Md.	FA-'17
94	Johnson, Austin	DL	6-4	314	5/8/94	2	Penn State	Galloway, N.J.	D2b-'16
60	Jones, Ben	C	6-3	308	7/2/89	6	Georgia	Brent, Ala.	UFA (HOU)-'16
90	Jones, DaQuan	DL	6-4	322	12/27/91	4	Penn State	Johnson City, N.Y.	D4a-'14
71	Kelly, Dennis	G/T	6-8	321	1/16/90	6	Purdue	Chicago Heights, Ill.	T (PHI)-'16
6	Kern, Brett	P	6-2	214	2/17/86	10	Toledo	Grand Island, N.Y.	W (DEN)-'09
95	King, David	DE	6-4	281	12/27/89	2	Oklahoma	Houston, Texas	T (KC)-'17
64	Kline, Josh	G	6-3	300	12/29/89	5	Kent State	Mason, Ohio	W (NE)-'16
97	Klug, Karl	DL	6-3	278	3/31/88	7	Iowa	Caledonia, Minn.	D5-'11
61	Levin, Corey	G/C	6-4	307	8/12/94	R	Chattanooga	Dacula, Ga.	D6-'17
77	Lewan, Taylor	T	6-7	309	7/22/91	4	Michigan	Cave Creek, Ariz.	D1-'14
8	Mariota, Marcus	QB	6-4	222	10/30/93	3	Oregon	Honolulu, Hawaii	D1-'15
18	Matthews, Rishard	WR	6-0	217	10/12/89	6	Nevada	Santa Ana, Calif.	UFA (MIA)-'16
23	McCain, Brice	CB	5-9	190	12/10/86	9	Utah	Terrell, Texas	FA-'16
91	Morgan, Derrick	OLB	6-4	261	1/6/89	8	Georgia Tech	Coatesville, Pa.	D1-'10
29	Murray, DeMarco	RB	6-1	220	2/12/88	7	Oklahoma	Las Vegas, Nev.	T (PHI)-'16
98	Orakpo, Brian	OLB	6-4	257	7/31/86	9	Texas	Houston, Texas	UFA (WAS)-'15
50	Palmer, Nate	LB	6-2	248	9/23/89	5	Illinois State	Chicago, Ill.	W (GB)-'16
24	Reed, Kalan	CB	5-11	192	12/29/93	1	Southern Mississippi	Birmingham, Ala.	D7b-'16
35	Riley, Curtis	DB	6-0	190	7/18/92	3	Fresno State	Orlando, Fla.	FA-'15
26	Ryan, Logan	CB	5-11	195	2/9/91	5	Rutgers	Voorhees, N.J.	UFA (NE)-'17
62	Schwenke, Brian	C/G	6-3	318	3/22/91	5	California	Oceanside, Calif.	D4-'13
21	Searcy, Da'Norris	S	5-11	207	11/16/88	7	North Carolina	Decatur, Ga.	UFA (BUF)-'15
36	Sims, LeShaun	CB	6-0	203	9/18/93	2	Southern Utah	Las Vegas, Nev.	D5b-'16
81	Smith, Jonnu	TE	6-3	248	8/22/95	R	Florida International	Ocala, Fla.	D3b-'17
33	Smith, Tye	CB	6-0	195	5/3/93	2	Towson	Raleigh, N.C.	FA-'17
67	Spain, Quinton	G	6-4	330	8/7/91	3	West Virginia	Petersburg, Va.	FA-'15
4	Succop, Ryan	K	6-2	218	9/19/86	9	South Carolina	Hickory, N.C.	FA-'14
89	Supernaw, Phillip	TE	6-5	255	1/30/90	4	Ouachita Baptist	Katy, Texas	FA-'15
13	Taylor, Taywan	WR	5-11	203	3/2/95	R	Western Kentucky	Louisville, Ky.	D3a-'17
41	Trawick, Brynden	S	6-2	225	10/23/89	5	Troy	Marietta, Ga.	UFA (OAK)-'17
93	Walden, Erik	OLB	6-2	250	8/21/85	10	Middle Tennessee State	Dublin, Ga.	FA-'17
82	Walker, Delanie	TE	6-2	248	8/12/84	12	Central Missouri	Pomona, Calif.	UFA (SF)-'13
14	Weems, Eric	WR	5-9	195	7/4/85	10	Bethune-Cookman	Ormond Beach, Fla.	UFA (ATL)-'17
96	Williams, Sylvester	NT	6-2	313	11/21/88	5	North Carolina	Jefferson City, Mo.	UFA (DEN)-'17
54	Williamson, Avery	LB	6-1	246	3/9/92	4	Kentucky	Milan, Tenn.	D5-'14
59	Woodyard, Wesley	LB	6-0	233	7/21/86	10	Kentucky	LaGrange, Ga.	UFA (DEN)-'14

PRACTICE SQUAD (10):

38	Durden, Kenneth	CB	6-1	180	5/16/92	1	Youngstown State	Valdosta, Ga.	FA-'17
5	Ferguson, Tyler	QB	6-2	224	1/7/94	R	Western Kentucky	Bakersfield Calif.	FA-'17
30	Johnson, Denzel	S	6-0	198	9/16/94	R	Texas Christian	Columbia, S.C.	FA-'17
28	Muhammad, Khalfani	RB	5-7	174	9/26/94	R	California	Inglewood, Calif.	D7c-'17
17	Pascal, Zach	WR	6-2	219	12/18/94	R	Old Dominion	Upper Marlboro, Md.	FA-'17
73	Seaton, Brad	T	6-8	325	11/23/93	R	Villanova	Bronx, N.Y.	D7b-'17
85	Semisch, Tim	TE	6-8	275	9/18/91	1	Northern Illinois	Omaha, Neb.	FA-'17
51	Washington Jr., Tony	OLB	6-4	250	6/1/92	2	Oregon	West Los Angeles, Calif.	FA-'17
68	Wichmann, Cody	OL	6-5	325	3/2/92	3	Fresno State	Mariposa, Calif.	FA-'17
75	Woods, Antwaun	NT	6-1	318	1/3/93	1	Southern California	Los Angeles, Calif.	FA-'16

RESERVE/INJURED (7):

49	DiSalvo, Ryan	LS	6-4	240	1/20/94	1	San Jose State	Santa Cruz, Calif.	FA-'17
83	Douglas, Harry *	WR	6-0	183	9/16/84	10	Louisville	Jonesboro, Ga.	FA-'15
38	Judd, Akeem	RB	5-10	225	12/11/92	R	Mississippi	Durham, N.C.	FA-'17
51	Ochi, Victor	OLB	6-1	242	10/2/93	1	Stony Brook	Harlem, N.Y.	FA-'17
19	Sharpe, Tajaé	WR	6-2	194	12/23/94	2	Massachusetts	Piscataway, N.J.	D5a-'16
11	Tanney, Alex	QB	6-4	220	11/11/87	2	Monmouth (Ill.)	Lexington, Ill.	FA-'15
52	Wallace, Aaron *	OLB	6-2	242	7/8/93	2	UCLA	San Diego, Calif.	D7a-'16

Active Roster Count: 53

As of Sept. 25, 2017

* Eligible to Return From Reserve/Injured

HEAD COACH: MIKE MULARKEY

ASSISTANT COACHES: DICK LeBEAU (assistant head coach/defensive coordinator), TERRY ROBISKIE (offensive coordinator), CRAIG AUKERMAN (assistant special teams), BRANDON BLANEY (defensive assistant), SYLVESTER CROOM (running backs), NICK EASON (defensive line), RUSS GRIMM (offensive line), STEVE HOFFMAN (special teams), FRISMAN JACKSON (wide receivers), STEVE JACKSON (assistant secondary), TOM KANAVY (assistant to the strength and conditioning coach), JASON MICHAEL (quarterbacks), TAYLOR PORTER (strength and conditioning assistant), ARTHUR SMITH (tight ends), LOU SPANOS (linebackers), LUKE STECKEL (assistant wide receivers), MIKE SULLIVAN (assistant offensive line), DESHEA TOWNSEND (secondary), STEVE WATTERSON (assistant head coach/strength and conditioning), KEITH WILLIS (assistant defensive line)

TENNESSEE TITANS NUMERICAL ROSTER

NO.	NAME	POS.	HT.	WT.	AGE	EXP.	COLLEGE	HOMETOWN	ACQUIRED
4	Ryan Succop	K	6-2	218	31	9	South Carolina	Hickory, N.C.	FA-'14
6	Brett Kern	P	6-2	214	31	10	Toledo	Grand Island, N.Y.	W (DEN)-'09
8	Marcus Mariota	QB	6-4	222	23	3	Oregon	Honolulu, Hawaii	D1-'15
13	Taywan Taylor	WR	5-11	203	22	R	Western Kentucky	Louisville, Ky.	D3a-'17
14	Eric Weems	WR	5-9	195	32	10	Bethune-Cookman	Ormond Beach, Fla.	UFA (ATL)-'17
15	Darius Jennings	WR	5-10	180	25	1	Virginia	Baltimore, Md.	FA-'17
16	Matt Cassel	QB	6-4	228	35	13	Southern California	Northridge, Calif.	UFA (DAL)-'16
18	Rishard Matthews	WR	6-0	217	27	6	Nevada	Santa Ana, Calif.	UFA (MIA)-'16
21	Da'Norris Searcy	S	5-11	207	28	7	North Carolina	Decatur, Ga.	UFA (BUF)-'15
22	Derrick Henry	RB	6-3	247	23	2	Alabama	Yulee, Fla.	D2c-'16
23	Brice McCain	CB	5-9	190	30	9	Utah	Terrell, Texas	FA-'16
24	Kalan Reed	CB	5-11	192	23	1	Southern Mississippi	Birmingham, Ala.	D7b-'16
25	Adoree' Jackson	CB	5-10	186	22	R	Southern California	East St. Louis, Ill.	D1b-'17
26	Logan Ryan	CB	5-11	195	26	5	Rutgers	Voorhees, N.J.	UFA (NE)-'17
29	DeMarco Murray	RB	6-1	220	29	7	Oklahoma	Las Vegas, Nev.	T (PHI)-'16
31	Kevin Byard	S	5-11	212	24	2	Middle Tennessee State	Lithonia, Ga.	D3-'16
32	David Fluellen	RB	5-11	224	25	1	Toledo	Lockport, N.Y.	FA-'15
33	Tye Smith	CB	6-0	195	24	2	Towson	Raleigh, N.C.	FA-'17
35	Curtis Riley	DB	6-0	190	25	3	Fresno State	Orlando, Fla.	FA-'15
36	LeShaun Sims	CB	6-0	203	24	2	Southern Utah	Las Vegas, Nev.	D5b-'16
37	Johnathan Cyprien	S	6-0	223	27	5	Florida International	North Miami Beach, Fla.	UFA (JAX)-'17
41	Brynden Trawick	S	6-2	225	27	5	Troy	Marietta, Ga.	UFA (OAK)-'17
44	Josh Carraway	OLB	6-3	242	23	R	Texas Christian	Flower Mound, Texas	D7a-'17
45	Jalston Fowler	FB	5-11	254	27	3	Alabama	Mobile, Ala.	D4b-'15
48	Beau Brinkley	LS	6-4	260	27	6	Missouri	Kearney, Mo.	FA-'12
50	Nate Palmer	LB	6-2	248	28	5	Illinois State	Chicago, Ill.	W (GB)-'16
53	Daren Bates	LB	5-11	225	26	5	Auburn	Olive Branch, Miss.	UFA (OAK)-'17
54	Avery Williamson	LB	6-1	246	25	4	Kentucky	Milan, Tenn.	D5-'14
55	Jayon Brown	LB	6-0	226	22	R	UCLA	Long Beach, Calif.	D5-'17
59	Wesley Woodyard	LB	6-0	233	31	10	Kentucky	LaGrange, Ga.	UFA (DEN)-'14
60	Ben Jones	C	6-3	308	28	6	Georgia	Brent, Ala.	UFA (HOU)-'16
61	Corey Levin	G/C	6-4	307	23	R	Chattanooga	Dacula, Ga.	D6-'17
62	Brian Schwenke	C/G	6-3	318	26	5	California	Oceanside, Calif.	D4-'13
64	Josh Kline	G	6-3	300	27	5	Kent State	Mason, Ohio	W (NE)-'16
67	Quinton Spain	G	6-4	330	26	3	West Virginia	Petersburg, Va.	FA-'15
71	Dennis Kelly	G/T	6-8	321	27	6	Purdue	Chicago Heights, Ill.	T (PHI)-'16
77	Taylor Lewan	T	6-7	309	26	4	Michigan	Cave Creek, Ariz.	D1-'14
78	Jack Conklin	T	6-6	308	23	2	Michigan State	Plainwell, Mich.	D1-'16
81	Jonnu Smith	TE	6-3	248	22	R	Florida International	Ocala, Fla.	D3b-'17
82	Delanie Walker	TE	6-2	248	33	12	Central Missouri	Pomona, Calif.	UFA (SF)-'13
84	Corey Davis	WR	6-3	209	22	R	Western Michigan	Wheaton, Ill.	D1a-'17
87	Eric Decker	WR	6-3	214	30	8	Minnesota	Cold Spring, Minn.	FA-'17
89	Phillip Supernaw	TE	6-5	255	27	4	Ouachita Baptist	Katy, Texas	FA-'15
90	DaQuan Jones	DL	6-4	322	25	4	Penn State	Johnson City, N.Y.	D4a-'14
91	Derrick Morgan	OLB	6-4	261	28	8	Georgia Tech	Coatesville, Pa.	D1-'10
92	Kevin Dodd	OLB	6-5	277	25	2	Clemson	Greenville, S.C.	D2a-'16
93	Erik Walden	OLB	6-2	250	32	10	Middle Tennessee State	Dublin, Ga.	FA-'17
94	Austin Johnson	DL	6-4	314	23	2	Penn State	Galloway, N.J.	D2b-'16
95	David King	DE	6-4	281	27	2	Oklahoma	Houston, Texas	T (KC)-'17
96	Sylvester Williams	NT	6-2	313	28	5	North Carolina	Jefferson City, Mo.	UFA (DEN)-'17
97	Karl Klug	DL	6-3	278	29	7	Iowa	Caledonia, Minn.	D5-'11
98	Brian Orakpo	OLB	6-4	257	31	9	Texas	Houston, Texas	UFA (WAS)-'15
99	Jurrell Casey	DT	6-1	305	27	7	Southern California	Long Beach, Calif.	D3-'11

PRACTICE SQUAD (10):

5	Tyler Ferguson	QB	6-2	224	23	R	Western Kentucky	Bakersfield Calif.	FA-'17
17	Zach Pascal	WR	6-2	219	22	R	Old Dominion	Upper Marlboro, Md.	FA-'17
28	Khalifani Muhammad	RB	5-7	174	22	R	California	Inglewood, Calif.	D7c-'17
30	Denzel Johnson	S	6-0	198	23	R	Texas Christian	Columbia, S.C.	FA-'17
38	Kenneth Durden	CB	6-1	180	25	1	Youngstown State	Valdosta, Ga.	FA-'17
51	Tony Washington Jr.	OLB	6-4	250	25	2	Oregon	West Los Angeles, Calif.	FA-'17
68	Cody Wichmann	OL	6-5	325	25	3	Fresno State	Mariposa, Calif.	FA-'17
73	Brad Seaton	T	6-8	325	23	R	Villanova	Bronx, N.Y.	D7b-'17
75	Antwaun Woods	NT	6-1	318	24	1	Southern California	Los Angeles, Calif.	FA-'16
85	Tim Semisch	TE	6-8	275	26	1	Northern Illinois	Omaha, Neb.	FA-'17

RESERVE/INJURED (7):

11	Alex Tanney	QB	6-4	220	29	2	Monmouth (Ill.)	Lexington, Ill.	FA-'15
19	Tajae Sharpe	WR	6-2	194	22	2	Massachusetts	Piscataway, N.J.	D5a-'16
38	Akeem Judd	RB	5-10	225	24	R	Mississippi	Durham, N.C.	FA-'17
49	Ryan DiSalvo	LS	6-4	240	23	1	San Jose State	Santa Cruz, Calif.	FA-'17
51	Victor Ochi	OLB	6-1	242	23	1	Stony Brook	Harlem, N.Y.	FA-'17
52	Aaron Wallace *	OLB	6-2	242	24	2	UCLA	San Diego, Calif.	D7a-'16
83	Harry Douglas *	WR	6-0	183	33	10	Louisville	Jonesboro, Ga.	FA-'15

Active Roster Count: 53 As of Sept. 25, 2017 * Eligible to Return From Reserve/Injured

HEAD COACH: MIKE MULARKEY

ASSISTANT COACHES: DICK LeBEAU (assistant head coach/defensive coordinator), TERRY ROBISKIE (offensive coordinator), CRAIG AUKERMAN (assistant special teams), BRANDON BLANEY (defensive assistant), SYLVESTER CROOM (running backs), NICK EASON (defensive line), RUSS GRIMM (offensive line), STEVE HOFFMAN (special teams), FRISMAN JACKSON (wide receivers), STEVE JACKSON (assistant secondary), TOM KANAVY (assistant to the strength and conditioning coach), JASON MICHAEL (quarterbacks), TAYLOR PORTER (strength and conditioning assistant), ARTHUR SMITH (tight ends), LOU SPANOS (linebackers), LUKE STECKEL (assistant wide receivers), MIKE SULLIVAN (assistant offensive line), DESHEA TOWNSEND (secondary), STEVE WATTERSON (assistant head coach/strength and conditioning), KEITH WILLIS (assistant defensive line)

HOW ACQUIRED KEY: FA (free agent), UFA (unrestricted free agent), RFA (restricted free agent), D (draft pick), W (waivers), T (trade)

GAME PREVIEW

TEAM NOTES

PLAYER NOTES

MEDIA

STATISTICS

ROSTERS



MIKE MULARKEY
TRANSCRIPT

TITANS HEAD COACH MIKE MULARKEY PRESS CONFERENCE TRANSCRIPT
September 24, 2017

(opening statement)

I know a statement was released prior to the game in regards to the national anthem and what we did and I'm going to stay with that and let you know that I was supportive of it and I'll be glad to answer any questions in regards to football today.

(on being patient with the offense in the first half)

Pretty important, could easily get frustrated. I think we had, if I'm not mistaken, four three-and-outs. I know we didn't flinch, we talked through the 15, we talked through what we had, we came back to some things, hit them the second time when we didn't hit them the first time. I thought it was pretty impressive of our guys to just stick with the plan, just like last week, and not get frustrated. That was a big key, not getting frustrated.

(on having two touchdowns called back)

That was frustrating.

(on how he and the team kept their cool after getting two touchdowns called back)

Those are things that if you can overcome that and still come out ahead, that's a sign of we're growing as a team. I really believe that. We're getting better and better. Those are things that maybe in the past we'd be so frustrated we couldn't overcome and get back in the game because of it.

(on the emotional challenge that this game presented)

I've played them, I made it pretty clear from Monday on what this is going to be about. I've played them enough times to know how they play and so do we. I knew it was going to be that kind of game.

(on if the Titans wore the Seahawks down over the course of the game)

I hope so. We obviously moved the ball much better, ran some of the same things in the second half that we did in the first and stuck with it. Had some big drives, obviously had some big plays, really big plays, big effort plays. DeMarco (Murray)'s run, watch the number of bodies down there blocking, still, way down the field. That's an effort you can't ask much more from people. When you've got players that play like that, you've got a chance. Look what happens when you do things like that.

(on if he was surprised that Seahawks cornerback Richard Sherman wasn't ejected after his hit on quarterback Marcus Mariota)

No, nothing surprises me anymore. I asked him how they thought we should react when they do something like that. Do they think we're going to take that? There's no way we're going to take that, we'll never take that. I'll be disappointed if we don't retaliate when someone does something like that.

(on no players getting ejected)

I'm surprised by that. That says a lot about our team.

(on the significance of leading at halftime)

That was a great drive by our offense. We executed a number of things we practice a lot, even that last play to DeMarco (Murray) to see if we could get five more yards. We had a time out, knew we had a time out and if we didn't get out of bounds we could use it. We were just trying to get closer for Ryan (Succop) to get a field goal. To come back and respond to their score was important for us. coming into the locker room, little bit of momentum going for you at the time.

(on if they 'saved big plays' for the second half)

No, if the situation comes up in the first half, we play the game on Friday basically, and when we put the game plan, the calls together, and when we get into specific places including has marks, we have plans for play calls. (The touchdown pass to Jonnu Smith) was one of them.

(on what he credits the Titans strong second half to)

Just patience and guys just playing.

(on if he had a doubt that running back DeMarco Murray would play and the significance of his 75-yard touchdown run)

We needed a big run. We haven't had that this year, even in the preseason we haven't had one break like that. This is a good defense, it's a really, really good defense up front, very stout. They've been that way for years. I didn't have any doubt. He looked me in the eye and said he's ready to go, and I trust him.

(on DeMarco Murray's performance today answering questions about his health)

He answered them Friday when I talked to him, he did, he answered them. I was ready to go with him.

(on if he said anything to the team about the national anthem)

No, I let the team make a decision and I supported it.

(on the effort that wide receiver Rishard Matthews showed on his touchdown run)

It was a great play. I think he thought he was going to get caught the whole way, I really do. I think he was waiting to get tackled, and then when he put the breaks on, I think he almost went down and then everyone went flying by him. He was like 'Holy cow! I'm not that much further away, it's right there!' It was a great play. We had an offsides on them, Marcus did a nice job with the cadence today, had a free play. We had a bunch of guys make big blocks down the field for him to make that run.

(on during tight end Jonnu Smith's touchdown play, if they hope the Seahawks defense doesn't realize Smith is in the backfield)

We do enough things, we shift them, we do a lot of things with him back there. No, (Phillip) Supernaw's been back there, Jonnu (Smith) has been back there, Delanie (Walker) has been back there, so no, it's not a surprise.

(on if the success of the run game plays a part in the execution of Jonnu Smith's touchdown)

It does. It's a hard play action.

(on what he thinks is going through cornerback Adoree' Jackson's mind after his touchdown gets called back)

Just keep running, he's going to break one. That was a great play.

(on if he felt bad for Adoree' Jackson after his touchdown was called back)

I do. I feel bad for him and us.

(on the penalty that brought back Adoree' Jackson's touchdown)

I don't think of it as a foul, but when (David) Fluellen puts his hands up like 'I didn't do it,' whether he did it or didn't do it, that gives the appearance that he did something wrong. I wouldn't do that, I've told him not to do that. Don't do that. It was a good block, a clean block.

(on if Marcus Mariota got more comfortable as the game went on)

He did. He got better as the game went on.

(on what Marcus Mariota getting better as the game goes on says about his overall development as a quarterback)

It says a lot about who he is and what kind of player he is. He didn't let that last the whole game. He sticks with what we're trying to do and trusts us with the play calling. He knows we always have a chance, we'll never be out of a game as long as he's our quarterback.

(on if running back Derrick Henry was injured)

Pretty good thigh bruise.

(on if Derrick Henry's injury occurred during today's game)

Yes.

(on linebacker Wesley Woodyard's strong performance against the Seattle offense today)

He's a man on a mission. He has made multiple plays, tackles for us for at least three games. It doesn't look like he's slowing down at all. He's been playing extremely well.

(on the blocking during DeMarco Murray's touchdown run)

Yeah (Jalston Fowler) was down there. The first block was outstanding, the first block got him through. Even the second block down the field.

(on the blockers staying with the play all the way down the field during DeMarco Murray's touchdown run)

A lot of guys do that, we've seen that a bunch.

(on avoiding losing two straight games at home)

It was a win we needed to have against a good football team at home. We don't go in here and go crazy over the home, it's a game we've got to win, that's way every week is. I'm glad we're at home with our fans. I thought it was a great atmosphere for our fans, a great day to see and come and watch.

(on the Titans success against playoff teams)

Well we're capable of it if we play good football in all three areas, and I thought that we did that. Was it pretty early? No, it was a grind, it was a grind for both offenses. You're talking about two good defenses going against two offenses. That's what they're capable of doing if we can put three phases together and play good football.

(on QB Russell Wilson's strong performance today despite being consistently under pressure by the Titans defense)

Not getting frustrated, that was talked about early. He's going to extend plays, he's going to make plays. He made some plays on there that will be on Top 10, falling to the ground and finding a receiver on fourth down. That's what he does. That's why that game was all the way down to the last whistle, because of him. You can't get frustrated with the back end that's covering, you can't get frustrated with the front end that we're not getting him. (Sometimes) the front end can get mad at the back end that they're having to cover him for so long. It's working in unison together. Don't get frustrated, stay patient, we'll make the plays. Just trust each other, and they did.

(on what he thinks tackle Taylor Lewan said to Richard Sherman after his hit on Marcus Mariota)

I have no idea. I can only imagine.

(on if it was difficult for him to leave the decision about the national anthem to the team)

We made a statement about it, the teams had talked, we're unified as a team. It had nothing to do with disrespect to the anthem or the flag or this country; it did not. It was about making a statement that we were together. We don't appreciate some of the things that came out of Washington, it was more about that. I just want to make it clear—this is a team. Watch them every Sunday how they line up for the national anthem. Don't tell me this team isn't proud of this country and this flag. Just watch them.

TITANS HEAD COACH MIKE MULARKEY PRESS CONFERENCE TRANSCRIPT
September 25, 2017

(opening statement)

We'll start off with injuries. Just from the game yesterday, Derrick Henry had a contusion to the thigh. I think he'll be all right for this game. Johnathan Cyprien and Corey Davis, I'll let you know more on them on Wednesday. I'm not going to rule them out yet, but I'll give you more information Wednesday about those two. Other than that, we're pretty healthy for a football team.

(on what his biggest takeaway was after watching yesterday's game film)

The effort. The effort was outstanding in all three phases of our team, from really start to finish. We knew what kind of game we were getting ourselves into and I think our guys showed, first of all, what kind of shape they're in to be able to play at the level that they played at. That was the most impressive thing I took away from it.

(on the impact of quarterback Marcus Mariota's hard count during yesterday's game)

I think we got them to jump five times. Not only do you get obviously the penalties, but you also get them to a point, how aggressive do they want to come off the ball based on the cadence. That was a big factor in us – again, putting us in a position to make some of the calls we made offensively.

(on how much the ineffectiveness on offense in the first half helped set up the success of the offense in the second half)

A little bit, a little bit. We didn't put anything new in, we stuck with the plan. We went back in at halftime and talked about some things we hadn't gotten to, or needed to get back to. But, nothing was really – that we saw that we didn't already have in – that we didn't feel like we could attack these guys with.

(on if the fake play to wide receiver Taywan Taylor helped set up the success of tight end Jonnu Smith's touchdown)

Part of it. We get the ball to him on some gimmicks, all we were doing was faking a reverse. If you can get somebody there just to get their attention on him, anybody – especially the cover guy and I think the cover linebacker – if you get nosy and you poke it, put your eyes on the backfield and they have an eye violation, than somebody can pop open like Jonnu (Smith). Jonnu ran a really good route. It looked – how it unfolded, it looked just like that in Friday's practice.

(on why the offensive line was so effective against Seattle's defensive line)

They played well, they communicated well. That's a very good front now, that's a really good front. They do a lot of things, they do a lot of movement. They hit us a couple times in the run game because of the movement. But, we were just in very good sync with the way the protection scheme worked out. The backs did a good job. Any time rushers know that they've got the possibility of getting cracked in the ribs on the side, that slows it down a little bit. I thought our guys, just the way they worked together was a big factor.

(on if he saw effective blocking being executed overall and specifically on running back DeMarco Murray's 75-yard touchdown)

Yeah, I thought our receivers blocked well. Some of the runs we had Marcus (Mariota) on were crack blocks by Eric Decker. I thought they blocked extremely well, you have to do that in our offense. That's not a choice, that's a must in our offense that our guys outside block and they do a great job of blocking. Especially when these defenses that have the eighth guy in there, we're trying to get the ball to the corner if we can.

(on the defense's pressure on Seattle quarterback Russell Wilson)

They were coming after him. We had six, or really seven legit shots of getting him down. We didn't, but he was running. Our guys never let up. Like I told you before the game, we didn't want to get frustrated by not being able to get him and he was our guy to get. That was evident yesterday. But that was what I'm talking about, the effort, nonstop, continue to try and get him.

(on if yesterday's sack statistics don't tell the complete story in terms of the defense's quarterback attacking)

I'd say that, yeah. You can count them as missed tackles, missed sacks, whatever you want. But, when you're forcing him out of the pocket and making him do things – receivers got to stay open, try to stay open. That was a plus for us yesterday, moving him out and making him make some throws. Obviously, he's done that his whole career, but not enough to beat us.

(on if he's seen enough of Texans quarterback Deshaun Watson to draw comparisons between Watson and Seattle quarterback Russell Wilson)

I have not, not a lot. I've seen some plays just like the regular folks that have seen him, some of the runs he's made. He has the ability to extend plays just like Russell (Wilson).

(on Seattle cornerback Richard Sherman's late hit on Marcus Mariota and if Sherman should have had harsher consequences due to previously receiving another unnecessary roughness penalty)

Unnecessary, totally unnecessary. The outcome of what happened was – to have two penalties nullify each other, basically you've got a clean shot on our quarterback and there was no penalty. There was no negative ramifications for their team with that hit he put on our quarterback, which we may bring that up to the competition committee about a rule change. He can't do that and then have no ramifications against your team.

(on if it was a positive thing to see the way the Titans defended Marcus Mariota after Richard Sherman's hit)

It didn't surprise me and it wasn't just players, it was a bench area. This is a very close locker room now, this is a close team. Coaching, trainers, this is a close team. When you do something like that, there's going to be retaliation, I'm going to tell you that as I stand there, every time.

(on if this is a closer team than he's ever coached in Tennessee)

Since I've been here.

(on why he thinks the team is so close)

Because they work together, they work hard. They spend a lot of time together in here. I think a lot of the things we do leading up to this time, starting in April, of what we do with our team, of some of the things we do to make it fun around here. There's a whole lot that goes into it but in the long run, they care about each other. They're all competitors and they've all got each other's backs. When something like that takes place – that's why I tried to explain to the officials yesterday. There's no way we're not going to do what we did. There's no way.

(on if the team being closely knit makes it easier for them to quickly band together as a group)

Yes.

(on the conversation before the game)

Again, I've played this more when I was in Atlanta as a coordinator, but I know this team's mentality and how they play. It's a physical team, very confident team. Basically how the game played out, I had already told the team that's how it will end if we continue to play at the level we need to play at. But, we've got to do it over and over throughout the whole game. The game will end that way if we play that way.

(on if being able to wear opponents down in the second half is due to good conditioning)

I think it has a lot to do with it. We're not a big – we don't do a lot of conditioning. A lot of guys do it on their own if they need it and that's what I tell them. I don't know your body, you know your body better than I do. We condition in practice on the plays. Watch our plays, everybody's finishing at the ball just like they do in a real game. Their conditioning their minds to go to the ball because good things happen when you go to the football, but they're also getting in a game-type condition that games should be easier than they are in practices. I think it's made a difference in these last couple games.

(on if patience is a hallmark of the Tennessee Titans especially after being willing to stay patient to attack Russell Wilson)

Yeah, again, the pit of the big word of the week was, 'Don't get frustrated.' It would have been real easy to, you've got him and you don't all of a sudden. Makes guys in the back end have to cover longer. I've been a part of where it gets very frustrating when you can't stop somebody, especially when they go into a two-minute mode at the end of the game when all he's going to do is drop back and have the ability to scramble around and make plays. He's won a lot of games doing that, he's won a lot of games doing that. Our guys stuck with the plan and accomplished what we wanted to do.

(on if it's difficult in a fast-paced sport to practice patience)

Not if you're prepared for it, you talked about it, you know what's coming. Our guys watch a lot of tape, they realize that there's going to be some plays made. That fourth down play that he made was absolutely Russell Wilson-like. We knew that was going to be a game all the way to the last whistle. Didn't know they were going to put 12 guys out there, that was a benefit for us that we didn't have to punt it. But, all the way to that last play we knew it was going to be a game.

(on if quarterback Marcus Mariota made adjustments after starting the game with four three-and-outs)

He did, he got the receivers to run really better routes. Just like I've said before, if you're not where you're supposed to be and you don't run it the right depth, you can put all the blame on the quarterback. He's going to throw where you're supposed to be. We need to be more detailed. Those first 12 plays that we ran yesterday, when I watched the tape this morning I put a little asterisk, was it the Seahawks or the Titans that failed at executing the play? And eight of the 12 was us. Those are things we still need to clean up, especially when you're going to play a defense like that and like the one we have coming up here this week.

(on if Marcus Mariota talked with the receivers at that time)

Yeah and we showed the receiver. Coaches coached them and we showed them.

(on the penalty that brought back Adoree' Jackson's touchdown)

I think it was a block in the back. I do, it was, I can see why they would call it. It was unnecessary, that guy would not have made the play. So really, not a good decision on (David) Fluellen's part to block him.

(on if running back David Fluellen wearing red gloves is a good idea)

I don't think it matters if you throw the red gloves up like, 'I didn't do it.' That's guilty for sure.

(on what has been the key to making explosive plays)

Yesterday, I'll say this, a lot of guys down the field making a second effort. The run by DeMarco (Murray), really blocked well at the point with Dennis Kelly and then Nudie, Jalston Fowler, blocking the point and then blocking the point all the way down the field. Blocking the same guy, where the play started to where the play ended. Good things happen when you hustle. It's easy to come in here and put that up in front of the team and show, even the play, the third-down-and-10 play on defense, where we had a breakdown in coverage, they threw it out in the flat. There's nobody out there, you see us swarming, but the guy that makes the tackle is Jayon (Brown), who's a spy, who runs 25 yards to the ball, makes the play, ends up on fourth-and-one. That's all effort. Simply put, great effort game.

(on outside linebacker Kevin Dodd's performance)

He did some good things. There's some things I'd like to see more of, and he knows what I'm talking about. I thought he did some good things. I thought he got better the more he played.

(on what response he's gotten from the decision to stay in the locker room)

I've been in here, so none.

(on what he would say to the ranging reaction from fans)

Yesterday I made a statement at the end of my press conference, we made a statement as an organization, and then I made a statement at the end of it, and I'll stick with what I said at the end of it.

(on if the entire team did not know about the decision to stay inside the locker room for the national anthem)

That's what I was told, yes.

(on how the decision was made to stay in the locker room for the national anthem)

Again, I'm not going to go any further with it. I made a statement at the end of the press conference yesterday, and that statement's going to stay.

(on if he was the person to deliver the news to the players that they would be staying in the locker room for the national anthem)

I made a statement at the end of my press conference last night that the organization made a statement, and I've made my own opinion on it and I'm going to leave it at that.

(on if he expects the players to stay in the locker room for the national anthem in the future)

What part of I'm not going to talk about it, Jason.

(on linebacker Wesley Woodyard's performance so far this season)

He's a man on a mission. He is playing at about as high a level you can play at that position. Is he seeing the field more? Yes, definitely.

(on if Wesley Woodyard is being used more in passing situations)

Yes.

(on why Wesley Woodyard is being used more in passing situations)

He's just playing well, he's really playing well. He's making a lot of plays. He made two tackles for losses yesterday, and he's made a lot of tackles in each game. His covering is very good.

(on if linebacker Avery Williamson is matching Wesley Woodyard's level of play)

I'd say, Wesley (Woodyard) is playing at a higher level right now.

(on what Wesley Woodyard's mission is)

I don't know. He's playing a lot of snaps, he's being very productive. I don't know if you watch, he's on our punt return team, he took one of their guys trying to go down and cover and he took them into their bench area. Just totally eliminated this guy from the play. He's just doing a lot for us, and he's just playing good football.

(on cornerback Brice McCain playing more snaps than cornerback LeShaun Sims)

I don't think it was anything more than just the rotation, especially with the heat.

(on kicker Ryan Succop and punter Brett Kern's performance)

About as well as you can kick and punt in a game. The objective, the must, was to eliminate 16 (Tyler Lockett) out of the game plan and Ryan (Succop) kicked seven touchbacks, which there was no way he could return it for a touchdown. (Brett) Kern just punted the best, like Steve Hoffman said, he's been in the business a long time, probably the best game he's seen a punter have in his career.

(on what the plan is when wide receiver Eric Weems returns compared to when Adoree' Jackson returns)

Again just a little bit more of Weems has been backed up punts, making some good decisions, making sure we get the ball, don't put Adoree' (Jackson), a rookie, back there having to make some decisions in some of these games. We trust him. Right now, it's just the rotation of where is the ball going to possibly land in the decision making that goes into it.

(on how we would grade Marcus Mariota's play over three games)

Pretty good. We're asking him to do a lot, a lot, more than we have in the two previous years, and I'd say that we're getting in the right plays. He's making some plays for us. He's a threat in the run game, as

you've seen. I've watched the frustration on their sidelines, some of the runs he's had. He's a guy, you can't have enough defenders if he's running it. Very productive.

(on if the low conversion rate in the red zone is a concern yet)

I think it's still too early. We did some things down there yesterday that we've got to do better. They're good and if we're not on top of our game, we're not going to be successful down there.

(on if the offensive holding call against Eric Decker that nullified Marcus Mariota's touchdown was fairly called)

If that's the case, you can call it every play. Every single play. Somebody's hands are going to be outside the framework outside of the body. That's what they called. Why then, I don't know, where it came from, I don't know.

(on the offensive pass interference call against Eric Decker that followed the holding call)

That one, there's a lot of guy in the league that made a living for a long time doing that. Just got caught, call it, I don't know. Again, I don't mind if it's just called consistently, week in and week out. When it's done it's a penalty, it either is or it isn't, just needs to be done consistently.

(on what it says about the team that it continues to play better as the game progresses)

Just the mentality of this room. Just the mentality, how they work together, how they feel about each other. They're resilient as can be, there's no letup in this room. That's just the makeup of who we are.

(on how he feels the team has matured from last season to now)

I think we have. It's been a pretty good schedule here these first three weeks and it's just going to continue on. They're competing, they're not intimidated by anybody, and I think that says a little bit about the maturity.

(on if using linebackers Derrick Morgan, Brian Orakpo and Erik Walden in pass situations played into defensive lineman Karl Klug being inactive)

A little bit, yeah. Karl (Klug) is a tough guy (to list as inactive). Anybody that I have to put down, there's seven guys that I put down that aren't injured, very difficult decision. That was a decision made based on some of the things we were going to do defensively. That will be a week-by-week type of deal.

(on if wide receiver Corey Davis will be prepared to play when he returns from injury)

He's ready. He's spent a lot of time, he's ready. You could tell when he got into the Oakland game, he prepares. There's not a lot of mistakes by him when he gets in there.

(on if this week's game against the Texans will be a benchmark to clear since the Titans haven't won in Houston recently)

I think it's one of those games, again, if you want to win the division, you've got to win on the road and you've got to beat the teams that have won the division, especially this team who's won it the past two years. So yeah, it's important, an important win.



GAME-BY-GAME STATISTICS

2017 TENNESSEE TITANS GAME-BY-GAME INDIVIDUAL LEADERS

Date	Opp	PASSING YDS.	RUSHING YDS.	RUSHING ATT.	RECEPTIONS	RECEIVING YDS.	TACKLES *	SACKS	INTERCEPTIONS
09/10/17	Oak	M. Mariota (256)	D. Murray (44)	D. Murray (12)	D. Walker (7)	D. Walker (76)	K. Byard (8)	D. Morgan & W. Woodyard (1)	None
09/17/17	@ Jax	M. Mariota (215)	D. Henry (92)	D. Henry (14)	D. Walker (4)	D. Walker (61)	W. Woodyard (9)	D. Morgan & B. Orakpo (1)	D. Searcy & C. Riley (1)
09/24/17	Sea	M. Mariota (225)	D. Murray (1150)	D. Murray (13)	R. Matthews (6)	R. Matthews (87)	W. Woodyard (13)	E. Walden (1)	None

* Titans tackles from coaches' tally

2017 OPPONENTS GAME-BY-GAME INDIVIDUAL LEADERS

Date	Opp	PASSING YDS.	RUSHING YDS.	RUSHING ATT.	RECEPTIONS	RECEIVING YDS.	TACKLES *	SACKS	INTERCEPTIONS
09/10/17	Oak	D. Carr (262)	M. Lynch (76)	M. Lynch (18)	M. Crabtree (6)	M. Crabtree (83)	K. Joseph (6)	M. Edwards & J. Ellis (0.5)	None
09/17/17	@ Jax	B. Bortles (223)	L. Fournette (40)	L. Fournette (14)	M. Lee (7)	A. Hurns (7)	T. Smith (8)	M. Jack (1)	None
09/24/17	Sea	R. Wilson (373)	C. Carson (34)	C. Carson (11)	D. Baldwin (10)	D. Baldwin (105)	B. Wagner (11)	None.	None

* Opponents tackles from press box stats

2017 TENNESSEE TITANS INDIVIDUAL GAME-BY-GAME PASSING STATISTICS

MATT CASSEL

Date	Opp	W-L	GP / GS	PASSING													
				Att	Cmp	Pct	Yds	Yd/Att	TD	TD%	Int	Int%	Lg	Sk	Yds	Rat	
09/10/17	Oak	L	DNP	0	0	-	0	-	0	-	0	-	0	0	0	0	-
09/17/17	@ Jax	W	DNP	0	0	-	0	-	0	0.0	0	0.0	0	0	0	0	-
09/24/17	Sea	W	DNP	0	0	-	0	-	0	0.0	0	0.0	0	0	0	0	-
Totals		2-1	0 / 0	0	0	-	-	-	0	-	0	-	0	0	0	0	-

MARCUS MARIOTA

Date	Opp	W-L	GP / GS	PASSING												
				Att	Cmp	Pct	Yds	Yd/Att	TD	TD%	Int	Int%	Lg	Sk	Yds	Rat
09/10/17	Oak	L	S	41	25	61.0	256	6.2	0	0.0	0	0.0	24	1	1	78.9
09/17/17	@ Jax	W	S	27	15	55.6	215	8.0	1	3.7	1	3.7	42	1	4	78.5
09/24/17	Sea	W	S	32	20	62.5	225	7.0	2	6.3	0	0.0	55t	0	0	104.3
Totals		2-1	3 / 3	100	60	60.0	696	7.0	3	3.0	1	1.0	55t	2	5	86.9

Other passers:

2017 TENNESSEE TITANS INDIVIDUAL GAME-BY-GAME RUSHING STATISTICS

DAVID FLUELLEN (RB)							JALSTON FOWLER (FB)								
			RUSHING							RUSHING					
Date	Opp	GP / GS	Att	Yds	Avg	Lg	TD	Date	Opp	GP / GS	Att	Yds	Avg	Lg	TD
09/10/17	Oak	p	0	0	-	0	0	09/10/17	Oak	p	0	0	-	0	0
09/17/17	@ Jax	p	3	18	6.0	10	0	09/17/17	@ Jax	p	1	3	3.0	3t	1
09/24/17	Sea	p	0	0	-	0	0	09/24/17	Sea	S	0	0	-	0	0
2017 Totals:		3 / 0	3	18	6.0	10	0	2017 Totals:		3 / 1	1	3	3.0	3t	1

DERRICK HENRY (RB)							MARCUS MARIOTA (QB)								
			RUSHING							RUSHING					
Date	Opp	GP / GS	Att	Yds	Avg	Lg	TD	Date	Opp	GP / GS	Att	Yds	Avg	Lg	TD
09/10/17	Oak	p	6	25	4.2	8	0	09/10/17	Oak	S	3	26	8.7	15	1
09/17/17	@ Jax	p	14	92	6.6	17t	1	09/17/17	@ Jax	S	6	24	4.0	8	0
09/24/17	Sea	p	13	54	4.2	25	0	09/24/17	Sea	S	7	27	3.9	10	0
2017 Totals:		3 / 0	33	171	5.2	25	1	2017 Totals:		3 / 3	16	77	4.8	15	1

DEMARCO MURRAY (RB)							
			RUSHING				
Date	Opp	GP / GS	Att	Yds	Avg	Lg	TD
09/10/17	Oak	S	12	44	3.7	21	0
09/17/17	@ Jax	S	9	25	2.8	7	0
09/24/17	Sea	S	14	115	8.2	75t	1
2017 Totals:		3 / 3	35	184	5.3	75t	1

Other rushers: Delanie Walker (1 for 1 yard at JAX, 9/17), Taywan Taylor (2 for 16 yards at JAX, 9/17, 1 for -1 yard vs SEA, 9/24)

2017 TENNESSEE TITANS INDIVIDUAL GAME-BY-GAME RECEIVING STATISTICS

COREY DAVIS (WR)

Date	Opp	GP / GS	RECEIVING				
			No	Yds	Avg	Lg	TD
09/10/17	Oak	p	6	69	11.5	23	0
09/17/17	@ Jax	S	1	4	4.0	4	0
09/24/17	Sea	IA	0	0	-	0	0
2017 Totals:		2 / 1	7	73	10.4	23	0

ERIC DECKER (WR)

Date	Opp	GP / GS	RECEIVING				
			No	Yds	Avg	Lg	TD
09/10/17	Oak	S	3	10	3.3	8	0
09/17/17	@ Jax	p	3	32	10.7	16	0
09/24/17	Sea	p	4	49	12.3	17	0
2017 Totals:		3 / 1	10	91	9.1	17	0

DAVID FLUELLEN (RB)

Date	Opp	GP / GS	RECEIVING				
			No	Yds	Avg	Lg	TD
09/10/17	Oak	p	0	0	-	0	0
09/17/17	@ Jax	p	0	0	-	0	0
09/24/17	Sea	p	0	0	-	0	0
2017 Totals:		3 / 0	0	0	-	0	0

JALSTON FOWLER (FB)

Date	Opp	GP / GS	RECEIVING				
			No	Yds	Avg	Lg	TD
09/10/17	Oak	p	0	0	-	0	0
09/17/17	@ Jax	p	0	0	-	0	0
09/24/17	Sea	S	0	0	-	0	0
2017 Totals:		3 / 1	0	0	-	0	0

DERRICK HENRY (RB)

Date	Opp	GP / GS	RECEIVING				
			No	Yds	Avg	Lg	TD
09/10/17	Oak	p	0	0	-	0	0
09/17/17	@ Jax	p	0	0	-	0	0
09/24/17	Sea	p	1	10	10.0	10	0
2017 Totals:		3 / 0	1	10	10.0	10	0

RISHARD MATTHEWS (WR)

Date	Opp	GP / GS	RECEIVING				
			No	Yds	Avg	Lg	TD
09/10/17	Oak	S	5	71	14.2	24	0
09/17/17	@ Jax	S	3	43	14.3	20	0
09/24/17	Sea	S	6	87	14.5	55t	1
2017 Totals:		3 / 3	14	201	14.4	55t	1

DEMARCO MURRAY (RB)

Date	Opp	GP / GS	RECEIVING				
			No	Yds	Avg	Lg	TD
09/10/17	Oak	S	2	16	8.0	12	0
09/17/17	@ Jax	S	1	3	3.0	3	0
09/24/17	Sea	S	1	5	5.0	5	0
2017 Totals:		3 / 3	4	24	6.0	12	0

JONNU SMITH (TE)

Date	Opp	GP / GS	RECEIVING				
			No	Yds	Avg	Lg	TD
09/10/17	Oak	S	0	0	-	0	0
09/17/17	@ Jax	S	2	30	15.0	32t	1
09/24/17	Sea	S	1	24	24.0	24t	1
2017 Totals:		3 / 3	3	54	18.0	32t	2

PHILLIP SUPERNOW (TE)

Date	Opp	GP / GS	RECEIVING				
			No	Yds	Avg	Lg	TD
09/10/17	Oak	p	0	0	-	0	0
09/17/17	@ Jax	S	0	0	-	0	0
09/24/17	Sea	p	1	3	3.0	3	0
2017 Totals:		3 / 1	1	3	3.0	3	0

TAYWAN TAYLOR (WR)

Date	Opp	GP / GS	RECEIVING				
			No	Yds	Avg	Lg	TD
09/10/17	Oak	p	2	14	7.0	10	0
09/17/17	@ Jax	p	1	42	42.0	42	0
09/24/17	Sea	p	2	16	8.0	11	0
2017 Totals:		3 / 0	5	72	14.4	42	0

DELANIE WALKER (TE)

Date	Opp	GP / GS	RECEIVING				
			No	Yds	Avg	Lg	TD
09/10/17	Oak	S	7	76	10.9	23	0
09/17/17	@ Jax	p	4	61	15.3	19	0
09/24/17	Sea	S	4	31	7.8	11	0
2017 Totals:		3 / 2	15	168	11.2	23	0

ERIC WEEMS (WR)

Date	Opp	GP / GS	RECEIVING				
			No	Yds	Avg	Lg	TD
09/10/17	Oak	p	0	0	-	0	0
09/17/17	@ Jax	p	0	0	-	0	0
09/24/17	Sea	p	0	0	-	0	0
2017 Totals:		3 / 0	0	0	-	0	0

Other receivers:

2017 TENNESSEE TITANS INDIVIDUAL GAME-BY-GAME PUNTING

BRETT KERN

Date	Opp	GP / GS	PUNTING										
			No.	Yds	Avg	Ret	Yds	R Avg	TB	In	Lg	Blk	Net
09/10/17	Oak	p	4	188	47.0	2	5	2.5	1	2	53	0	40.8
09/17/17	@ Jax	p	3	125	41.7	1	4	4.0	0	0	42	0	40.3
09/24/17	Sea	p	6	341	56.8	3	32	10.7	1	2	66	0	48.2
2017 Totals:		3 / 0	13	654	50.3	6	41	6.8	2	4	66	0	44.1

Other punters: (none)

2017 INDIVIDUAL GAME-BY-GAME PUNT AND KICKOFF RETURNS

ADOREE' JACKSON

Date	Opp	GP / GS	PUNT RETURNS						KICKOFF RETURNS				
			No	FC	Yds	Avg	Lg	TD	No	Yds	Avg	Lg	TD
09/10/17	Oak	S	1	0	5	5.0	5	0	1	35	35.0	35	0
09/17/17	@ Jax	S	2	2	55	27.5	46	0	0	0	-	0	0
09/24/17	Sea	S	5	0	51	10.2	22	0	2	27	13.5	25	0
2017 Totals:		3 / 3	8	2	111	13.9	46	0	3	62	20.7	35	0

ERIC WEEMS

Date	Opp	GP / GS	PUNT RETURNS						KICKOFF RETURNS				
			No	FC	Yds	Avg	Lg	TD	No	Yds	Avg	Lg	TD
09/10/17	Oak	p	0	0	0	-	0	0	0	0	-	0	0
09/17/17	@ Jax	p	0	0	0	-	0	0	1	0	0.0	0	0
09/24/17	Sea	p	0	0	0	-	0	0	0	0	-	0	0
2017 Totals:		3 / 0	0	0	0	-	0	0	1	0	0.0	0	0

Other Punt Returners:

Other Kickoff Returners: Eric Decker (1 for 22 yards at JAX, 9/17)

2017 TENNESSEE TITANS INDIVIDUAL GAME-BY-GAME DEFENSIVE STATISTICS

DAVID KING (DE)

Date	Opp	GP / GS	TACKLES ...							INTERCEPTIONS ...					FUMBLES ...			
			Tot	Solo	Asst	Sk	Yds	QBP	TFL	No	Yds	Lg	TD	PD	FF	FR	Yds	SpT
09/10/17	Oak	IA	0	0	0	0.0	0.0	0	0	0	0	0	0	0	0	0	0	0
09/17/17	@ Jax	p	1	1	0	0.0	0.0	0	0	0	0	0	0	0	0	0	0	
09/24/17	Sea	p	1	1	0	0.0	0.0	0	0	0	0	0	0	0	0	0	0	
2017 Totals:		2 / 0	2	2	0	0.0	0.0	0	0	0	0	0	0	0	0	0	0	

KARL KLUG (DL)

Date	Opp	GP / GS	TACKLES ...							INTERCEPTIONS ...					FUMBLES ...			
			Tot	Solo	Asst	Sk	Yds	QBP	TFL	No	Yds	Lg	TD	PD	FF	FR	Yds	SpT
09/10/17	Oak	p	3	1	2	0.0	0.0	0	0	0	0	0	0	0	0	0	0	
09/17/17	@ Jax	p	1	1	0	0.0	0.0	0	0	0	0	0	0	0	0	0	0	
09/24/17	Sea	IA	0	0	0	0.0	0.0	0	0	0	0	0	0	0	0	0	0	
2017 Totals:		2 / 0	4	2	2	0.0	0.0	0	0	0	0	0	0	0	0	0	0	

BRICE MCCAIN (CB)

Date	Opp	GP / GS	TACKLES ...							INTERCEPTIONS ...					FUMBLES ...			
			Tot	Solo	Asst	Sk	Yds	QBP	TFL	No	Yds	Lg	TD	PD	FF	FR	Yds	SpT
09/10/17	Oak	p	2	2	0	0.0	0.0	0	0	0	0	0	0	0	0	0	0	
09/17/17	@ Jax	p	1	1	0	0.0	0.0	0	0	0	0	0	0	0	0	0	0	
09/24/17	Sea	p	0	0	0	0.0	0.0	0	0	0	0	0	1	0	0	0	0	
2017 Totals:		3 / 0	3	3	0	0.0	0.0	0	0	0	0	0	1	0	0	0	0	

DERRICK MORGAN (OLB)

Date	Opp	GP / GS	TACKLES ...							INTERCEPTIONS ...					FUMBLES ...			
			Tot	Solo	Asst	Sk	Yds	QBP	TFL	No	Yds	Lg	TD	PD	FF	FR	Yds	SpT
09/10/17	Oak	S	4	3	1	1.0	7.0	5	2	0	0	0	0	0	0	0	0	
09/17/17	@ Jax	S	4	3	1	1.0	5.0	4	1	0	0	0	0	1	0	0	0	
09/24/17	Sea	S	3	1	2	0.0	0.0	7	0	0	0	0	0	0	0	0	0	
2017 Totals:		3 / 3	11	7	4	2.0	12.0	16	3	0	0	0	0	1	0	0	0	

BRIAN ORAKPO (OLB)

Date	Opp	GP / GS	TACKLES ...							INTERCEPTIONS ...					FUMBLES ...			
			Tot	Solo	Asst	Sk	Yds	QBP	TFL	No	Yds	Lg	TD	PD	FF	FR	Yds	SpT
09/10/17	Oak	S	5	1	4	0.0	0.0	1	0	0	0	0	1	1	0	0	0	
09/17/17	@ Jax	S	5	4	1	1.0	7.0	4	1	0	0	0	0	0	1	0	0	
09/24/17	Sea	S	2	2	0	0.0	0.0	10	1	0	0	0	0	1	0	0	0	
2017 Totals:		3 / 3	12	7	5	1.0	7.0	15	2	0	0	0	0	2	2	0	0	

NATE PALMER (LB)

Date	Opp	GP / GS	TACKLES ...							INTERCEPTIONS ...					FUMBLES ...			
			Tot	Solo	Asst	Sk	Yds	QBP	TFL	No	Yds	Lg	TD	PD	FF	FR	Yds	SpT
09/10/17	Oak	IA	0	0	0	0.0	0.0	0	0	0	0	0	0	0	0	0	0	
09/17/17	@ Jax	IA	0	0	0	0.0	0.0	0	0	0	0	0	0	0	0	0	0	
09/24/17	Sea	IA	0	0	0	0.0	0.0	0	0	0	0	0	0	0	0	0	0	
2017 Totals:		0 / 0	0	0	0	0.0	0.0	0	0	0	0	0	0	0	0	0	0	

KALAN REED (CB)

Date	Opp	GP / GS	TACKLES ...							INTERCEPTIONS ...					FUMBLES ...			
			Tot	Solo	Asst	Sk	Yds	QBP	TFL	No	Yds	Lg	TD	PD	FF	FR	Yds	SpT
09/10/17	Oak	p	0	0	0	0.0	0.0	0	0	0	0	0	0	0	0	0	0	
09/17/17	@ Jax	IA	0	0	0	0.0	0.0	0	0	0	0	0	0	0	0	0	0	
09/24/17	Sea	IA	0	0	0	0.0	0.0	0	0	0	0	0	0	0	0	0	0	
2017 Totals:		1 / 0	0	0	0	0.0	0.0	0	0	0	0	0	0	0	0	0	0	

CURTIS RILEY (DB)

Date	Opp	GP / GS	TACKLES ...							INTERCEPTIONS ...					FUMBLES ...			
			Tot	Solo	Asst	Sk	Yds	QBP	TFL	No	Yds	Lg	TD	PD	FF	FR	Yds	SpT
09/10/17	Oak	IA	0	0	0	0.0	0.0	0	0	0	0	0	0	0	0	0	0	
09/17/17	@ Jax	p	3	0	3	0.0	0.0	0	0	1	2	2	0	1	0	0	0	
09/24/17	Sea	p	1	0	1	0.0	0.0	0	0	0	0	0	0	0	0	0	0	
2017 Totals:		2 / 0	4	0	4	0.0	0.0	0	0	1	2	2	0	1	0	0	0	

LOGAN RYAN (CB)

Date	Opp	GP / GS	TACKLES ...							INTERCEPTIONS ...					FUMBLES ...			
			Tot	Solo	Asst	Sk	Yds	QBP	TFL	No	Yds	Lg	TD	PD	FF	FR	Yds	SpT
09/10/17	Oak	S	4	1	3	0.0	0.0	0	0	0	0	0	0	0	1	0	0	
09/17/17	@ Jax	S	8	8	0	0.0	0.0	0	0	0	0	0	0	0	0	0	0	
09/24/17	Sea	S	8	5	3	0.0	0.0	0	0	0	0	0	3	0	0	0	0	
2017 Totals:		3 / 3	20	14	6	0.0	0.0	0	0	0	0	0	3	1	0	0	0	

DA'NORRIS SEARCY (S)

Date	Opp	GP / GS	TACKLES ...							INTERCEPTIONS ...					FUMBLES ...			
			Tot	Solo	Asst	Sk	Yds	QBP	TFL	No	Yds	Lg	TD	PD	FF	FR	Yds	SpT
09/10/17	Oak	p	3	3	0	0.0	0.0	0	0	0	0	0	0	0	0	0	0	
09/17/17	@ Jax	S	4	3	1	0.0	0.0	0	0	1	8	8	0	1	0	0	0	
09/24/17	Sea	S	0	0	0	0.0	0.0	0	0	0	0	0	0	0	0	0	0	
2017 Totals:		3 / 2	7	6	1	0.0	0.0	0	0	1	8	8	0	1	0	0	0	

2017 TENNESSEE TITANS GAME-BY-GAME FIELD GOALS AND SCORING BY QUARTER

		TITANS						OPPONENTS							
Date	Opp	1ST	2ND	3RD	4TH	OT	TOTAL	TITANS FIELD GOALS	1ST	2ND	3RD	4TH	OT	TOTAL	OPPONENTS FG
09/10/17	Oak	7	3	3	3	0	16	R. Succop (23) (26) (52) 52WR	7	6	3	10	0	26	G. Tavecchio (20) (52) (52) (43)
09/17/17	@ Jax	3	3	17	14	0	37	R. Succop (40) (41) (26)	3	0	0	13	0	16	J. Myers (43)
09/24/17	Sea	0	9	21	3	0	33	R. Succop (24) (37) (47) (35)	0	7	7	13	0	27	None
10/01/17	@ Hou														
10/08/17	@ Mia														
10/16/17	Ind														
10/22/17	@ Cle														
11/05/17	Bal														
11/12/17	Cin														
11/16/17	@ Pit														
11/26/17	@ Ind														
12/03/17	Hou														
12/10/17	@ Ari														
12/17/17	@ SF														
12/24/17	LAR														
12/31/17	Jax														
2017 Totals:		10	15	41	20	0	86		10	13	10	36	0	69	

2017 TENNESSEE TITANS GAME-BY-GAME SCORING

Game 1: Titans vs. Raiders, Sept. 10, 2017

Team	Qtr	Time	Play Description (Drive Plays-Yards, Time)	Raiders	Titans
Raiders	1	12:49	A.Cooper 8 yd. pass from D.Carr (G.Tavecchio kick) (4-50, 2:11)	7	0
Titans	1	6:58	M.Mariota 10 yd. run (R.Succop kick) (12-75, 5:51)	7	7
Raiders	2	14:55	G.Tavecchio 20 yd. Field Goal (15-73, 7:03)	10	7
Titans	2	0:43	R.Succop 23 yd. Field Goal (15-93, 6:20)	10	10
Raiders	2	0:00	G.Tavecchio 52 yd. Field Goal (5-41, 0:43)	13	10
Raiders	3	4:31	G.Tavecchio 52 yd. Field Goal (8-29, 4:11)	16	10
Titans	3	0:00	R.Succop 26 yd. Field Goal (9-67, 4:31)	16	13
Raiders	4	11:58	S.Roberts 19 yd. pass from D.Carr (G.Tavecchio kick) (7-70, 3:02)	23	13
Titans	4	4:49	R.Succop 52 yd. Field Goal (8-46, 1:55)	23	16
Raiders	4	1:09	G. Tavecchio 43 yd. Field Goal (9-34, 3:40)	26	16

Game 2: Titans at Jaguars, Sept. 17, 2017

Team	Qtr	Time	Play Description (Drive Plays-Yards, Time)	Titans	Jaguars
Jaguars	1	7:24	J.Myers 43 yd. Field Goal (12-51, 6:01)	0	3
Titans	1	2:16	R.Succop 40 yd. Field Goal (11-53, 5:08)	3	3
Titans	2	0:00	R.Succop 41 yd. Field Goal (10-38, 2:13)	6	3
Titans	3	9:24	R.Succop 26 yd. Field Goal (10-31, 4:40)	9	3
Titans	3	6:36	D.Henry 17 yd. run (R.Succop kick) (2-34, 0:46)	16	3
Titans	3	2:49	D.Walker 1 yd. run (R.Succop kick) (3-49, 1:34)	23	3
Titans	4	9:57	J.Smith 32 yd. pass from M.Mariota (R.Succop kick) (8-86, 5:19)	30	3
Jaguars	4	7:12	L.Fournette 1 yd. run (pass failed) (6-75, 2:45)	30	9
Titans	4	4:14	J.Fowler 3 yd. run (R.Succop kick) (6-25, 2:58)	37	9
Jaguars	4	2:11	A.Hurns 7 yd. pass from B.Bortles (J.Myers kick) (6-77, 2:03)	37	16

Game 3: Titans vs. Seahawks, Spt. 24, 2017

Team	Qtr	Time	Play Description (Drive Plays-Yards, Time)	Seahawks	Titans
Titans	2	13:23	R.Succop 24 yd. Field Goal (11-61, 5:20)	0	3
Titans	2	5:51	R.Succop 37 yd. Field Goal (12-49, 6:30)	0	6
Seahawks	2	1:15	D.Baldwin 4 yd. pass from R.Wilson (B.Walsh kick) (5-86, 0:49)	7	6
Titans	2	0:00	R.Succop 47 yd. Field Goal (8-47, 1:15)	7	9
Seahawks	3	10:09	C.Carson 10 yd. pass from R.Wilson (B.Walsh kick) (9-75, 4:51)	14	9
Titans	3	7:34	R.Matthews 55 yd. pass from M.Mariota (R.Succop kick) (4-75, 2:35)	14	16
Titans	3	3:50	J.Smith 24 yd. pass from M.Mariota (R.Succop kick) (5-54, 2:40)	14	23
Titans	3	1:34	D.Murray 75 yd. run (R.Succop kick) (1-75, 0:15)	14	30
Seahawks	4	13:59	L.Willson 27 yd. pass from R.Wilson (pass failed) (8-75, 2:35)	20	30
Titans	4	10:00	R.Succop 35 yd. Field Goal (8-58, 3:59)	20	33
Seahawks	4	1:50	P.Richardson 8 yd. pass from R.Wilson (B.Walsh kick) (12-72, 3:19)	27	33

TITANS-RAIDERS: GAME SUMMARY



Titans 16, Raiders 26
Week 1 • Sunday, Sept. 10, 2017 • 12 p.m. CT • Nissan Stadium



GAME RECAP

The Titans kicked off the 2017 NFL season with a Week 1 matchup at home against the Oakland Raiders and fell by a score of 26-16. The highly anticipated contest featured the return of Titans quarterback **Marcus Mariota** and Raiders quarterback **Derek Carr**, who each suffered almost identical season-ending injuries in Week 16 of the 2016 season.

The Raiders' offense came out strong as Carr connected with wide receiver **Amari Cooper** for an eight-yard touchdown on Oakland's opening drive. However, as Mariota and the Titans offense took the field for the first time, Tennessee responded right back with a 10-yard rushing touchdown by the third-year signalcaller to tie the game at seven.

Three field goals were kicked in the second quarter, two by Oakland and one by Tennessee. Oakland began the second quarter in possession of the ball and converted a 20-yard field goal. At the two minute warning, the Titans offense failed to capitalize in the red zone and settled for a 23-yard field goal. With two seconds remaining in the first half, Oakland K **Giorgio Tavecchio** nailed a 52-yarder to put the Raiders up 13-10 at the break.

In the third quarter, safety **Brynden Trawick** committed a roughing the kicker penalty, repeating fourth down and putting the Raiders in field goal range. Oakland capitalized on the Titans' mistake as Tavecchio converted his second 52-yarder of the day.

Oakland tacked on another touchdown in the fourth quarter on a 19-yard pass from Carr to wide receiver **Seth Roberts**. Oakland and Tennessee also kicked one field goal apiece, making the final score 26-16

SCORING

	1	2	3	4	Final
Oakland	7	6	3	10	26
Tennessee	7	3	3	3	16

TEAM	SCORING PLAY	TIME
Raiders	A.Cooper 8 yd. pass from D.Carr (G.Tavecchio kick)	1-12:49
Titans	M.Mariota 10 yd. run (R.Succop kick)	1-6:58
Raiders	G.Tavecchio 20 yd. Field Goal	2-14:55
Titans	R.Succop 23 yd. Field Goal	2-0:43
Raiders	G.Tavecchio 52 yd. Field Goal	2-0:00
Raiders	G.Tavecchio 52 yd. Field Goal	3-4:31
Titans	R.Succop 26 yd. Field Goal	3-0:00
Raiders	S.Roberts 19 yd. pass from D.Carr (G.Tavecchio kick)	4-11:58
Titans	R.Succop 52 yd. Field Goal	4-4:49
Raiders	G.Tavecchio 43 yd. Field Goal	4-1:09

Missed FGs: R. Succop 52WR

Attendance: 69,089

Time of Game: 2:59

Weather: Sunny, 72° F, wind 7mph

Referee: Jerome Boger



RAIDERS STARTERS

OFFENSE		DEFENSE	
WR 15	M.Crabtree	DE 97	M.Edwards
LT 72	D.Penn	DT 94	E.Vanderdoes
LG 70	K.Osemele	NT 78	J.Ellis
C 61	R.Hudson	DE 52	K.Mack
RG 66	G.Jackson	SLB 51	B.Irvin
RT 73	M.Newhouse	MLB 55	M.Lee
TE 87	J.Cook	WLB 57	C.James
WR 89	A.Cooper	LCB 29	D.Amerson
QB 4	D.Carr	RCB 21	S.Smith
RB 24	M.Lynch	FS 27	R.Nelson
TE 86	L.Smith	SS 42	K.Joseph

TITANS STARTERS

OFFENSE		DEFENSE	
WR 18	R.Matthews	DE 90	D.Jones
TE 82	D.Walker	NT 96	S.Williams
LT 77	T.Lewan	DT 99	J.Casey
LG 67	Q.Spain	OLB 91	D.Morgan
C 60	B.Jones	ILB 59	W.Woodyard
RG 64	J.Kline	ILB 54	A.Williamson
RT 78	J.Conklin	OLB 98	B.Orakpo
WR 87	E.Decker	CB 25	A.Jackson
QB 8	M.Mariota	SS 37	J.Cyprien
TE 81	J.Smith	FS 31	K.Byard
RB 29	D.Murray	CB 26	L.Ryan

RAIDERS INDIVIDUAL STATISTICS

Rushing	Att	Yds	Avg	Lg	TD
M. Lynch	18	76	4.2	14	0
J. Richard	5	22	4.4	9	0
C. Patterson	1	5	5.0	5	0
D. Washington	3	4	1.3	4	0
D. Carr	2	2	1.0	3	0
Total	29	109	3.8	14	0

Passing	Att	Cmp	Yds	TD	Lg	IN	Rt
D. Carr	32	22	262	2	25	0	114.3
Total	32	22	262	2	25	0	114.3

Receiving	No	Yds	Avg	Lg	TD
M.Crabtree	6	83	13.8	25	0
A.Cooper	5	62	12.4	23	1
J.Cook	5	56	11.2	22	0
D.Washington	2	18	9.0	13	0
S.Roberts	1	19	19.0	19	1
M.Lynch	1	16	16.0	16	0
J.Richard	1	6	6.0	6	0
C.Patterson	1	2	2.0	2	0
Total	22	262	11.9	25	2

Interceptions	No	Yds	Avg	Lg	TD
Total	0	0	-	-	0

Leading Tacklers (Press Box Totals)
 K. Joseph 9-6-3; R. Nelson 8-5-3; T. Adams 7-4-3.

Sacks: M. Edwards 0.5; J. Ellis 0.5. **FF:** None **FR:** None

TITANS INDIVIDUAL STATISTICS

Rushing	Att	Yds	Avg	Lg	TD
D.Murray	12	44	3.7	21	0
M. Mariota	3	26	8.7	15	1
D. Henry	6	25	4.2	8	0
Total	21	95	4.5	21	1

Passing	Att	Cmp	Yds	TD	Lg	IN	Rt
M. Mariota	41	25	256	0	24	0	78.9
Total	41	25	256	0	24	0	78.9

Receiving	No	Yds	Avg	Lg	TD
D.Walker	7	76	10.9	23	0
C.Davis	6	69	11.5	23	0
R.Matthews	5	71	14.2	24	0
E.Decker	3	10	3.3	8	0
D.Murray	2	16	8.0	12	0
T.Taylor	2	14	7.0	10	0
Total	25	256	10.2	24	0

Interceptions	No	Yds	Avg	Lg	TD
Total	0	0	0.0	0	0

Leading Tacklers (Coaching Totals)
 A. Williamson 10-5-5; W. Woodyard 10-5-5; K. Byard 9-7-2.

Sacks: W. Woodyard 1; D. Morgan 1. **FF:** B. Orakpo 1; L. Ryan 1. **FR:** None

TEAM STATISTICS

	Raiders	Titans
TOTAL FIRST DOWNS	22	21
THIRD DOWN EFFICIENCY	5-12-42%	7-14-50%
FOURTH DOWN EFFICIENCY	1-1-100%	0-0-0%
TOTAL NET YARDS	359	350
Plays - Avg.	63-5.7	63-5.6
NET YARDS RUSHING	109	95
Rushes - Avg.	29-3.8	21-4.5
NET YARDS PASSING	250	255
Sacks - Yards Lost	2-12	1-1
PASS ATT-COMP-INT	32-22-0	41-25-0
PUNTS - Avg.	3-52.7	4-47.0
PUNT RETURNS - Yards	2-5	1-5
KICKOFFS RETURNS - Yards	1-41	1-35
INTERCEPTIONS - Yards	0-0	0-0
PENALTIES Number and Yards	5-49	5-49
FUMBLES - Lost	3-0	0-0
TOUCHDOWNS	2	1
EXTRA POINTS Made-Attempts	2-2	1-1
FIELD GOALS Made-Attempts	4-4	3-4
RED ZONE EFFICIENCY	2-3-67%	1-3-33%
GOAL TO GO EFFICIENCY	1-2-50%	1-2-50%
SAFETIES	0	0
GIVEAWAYS	0	0
TAKEAWAYS	0	0
TIME OF POSSESSION	31:39	28:21

TITANS-JAGUARS: GAME SUMMARY



Titans 37, Jaguars 16
Week 2 • Sunday, Sept. 17, 2017 • 1 p.m. ET • EverBank Field



GAME RECAP

The Titans traveled to Jacksonville in Week 2 of the 2017 season to take on the Jaguars for the first contest of the year between the AFC South rivals. Tennessee scored a 31 points in the second half to secure a 37-16 road victory and even its record at 1-1.

Tennessee began the game with control of the ball but quickly went three-and-out on the opening drive. Jacksonville capitalized on its first possession, engineering a 51-yard scoring drive that culminated in a field goal to put the Jaguars up 3-0. The Titans offense returned to the field as QB **Marcus Mariota** completed back-to-back 10 and 16-yard passes to WR **Eric Decker**. An eight-yard third down conversion pass from Mariota to TE **Delanie Walker** helped edge the Titans closer to the end zone, but Tennessee was forced to settle for a 40-yard field goal by K **Ryan Succop**.

On second-and-16 in the second quarter, Jaguars QB **Blake Bortles** was strip-sacked by LB **Brian Orakpo**, and LB **Erik Walden** recovered the ball. However, less than two minutes later Mariota threw his lone interception of the day to Jaguars LB **Telvin Smith**. The Jacksonville offense took the field again only to see Bortles throw an interception to DB **Curtis Riley**. The Titans then battled back from a second-and-30 to convert a 41-yard field goal just before halftime.

On Jacksonville's second half opening drive, Bortles was picked off by safety **Da'Norris Searcy**, marking a turnover for Jacksonville on three straight possessions. In the third quarter, Succop converted a 26-yard field goal, running back **Derrick Henry** ran in a 17-yard touchdown and Walker recorded his first career rushing touchdown.

The fourth quarter saw rookie TE **Jonnu Smith** record his first career touchdown on a 32-yard screen pass from Mariota. RB **Leonard Fournette** added a one-yard touchdown for Jacksonville, and the Titans responded on the following possession with a three-yard touchdown by FB **Jalston Fowler**. Bortles connected with WR **Allen Hurns** for one final touchdown, but Tennessee ran out the clock and secured a 37-16 victory in Jacksonville.

SCORING

	1	2	3	4	Final
Tennessee	3	3	17	14	37
Jacksonville	3	0	0	13	16

TEAM SCORING PLAY

TEAM	SCORING PLAY	TIME
Jaguars	J.Myers 43 yd. Field Goal	1-7:24
Titans	R.Succop 40 yd. Field Goal	1-2:16
Titans	R.Succop 41 yd. Field Goal	2-0:00
Titans	R.Succop 26 yd. Field Goal	3-9:24
Titans	D.Henry 17 yd. run (R.Succop kick)	3-6:36
Titans	D.Walker 1 yd. run (R.Succop kick)	3-2:49
Titans	J.Smith 32 yd. pass from M.Mariota (R.Succop kick)	4-9:57
Jaguars	L.Fournette 1 yd. run (pass failed)	4-7:12
Titans	J.Fowler 3 yd. run (R.Succop kick)	4-4:14
Jaguars	A.Hurns 7 yd. pass from B.Bortles (J.Myers kick)	4-2:11

Missed FGs: None
Attendance: 61,709
Time of Game: 3:02
Weather: Sunny, 84° F, wind 10 mph
Referee: Ed Hochuli



TEAM STATISTICS

	Titans	Jaguars
TOTAL FIRST DOWNS	21	20
THIRD DOWN EFFICIENCY	6-13-46%	6-13-46%
FOURTH DOWN EFFICIENCY	0-0-0%	0-0-0%
TOTAL NET YARDS	390	310
Plays - Avg.	64-6.1	61-5.1
NET YARDS RUSHING	179	99
Rushes - Avg.	36-5.0	25-4.0
NET YARDS PASSING	211	211
Sacks - Yards Lost	1-4	2-12
PASS ATT-COMP-INT	27-15-1	34-20-2
PUNTS - Avg.	3-41.7	5-49.2
PUNT RETURNS - Yards	2-55	1-4
KICKOFFS RETURNS - Yards	2-22	4-88
INTERCEPTIONS - Yards	2-10	1-2
PENALTIES Number and Yards	7-70	10-99
FUMBLES - Lost	0-0	2-1
TOUCHDOWNS	4	2
EXTRA POINTS Made-Attempts	4-4	1-2
FIELD GOALS Made-Attempts	3-3	1-1
RED ZONE EFFICIENCY	3-4-75%	2-2-100%
GOAL TO GO EFFICIENCY	2-3-67%	1-1-100%
SAFETIES	0	0
GIVEAWAYS	1	3
TAKEAWAYS	3	1
TIME OF POSSESSION	30:46	29:14

TITANS STARTERS

OFFENSE		DEFENSE	
WR 18	R.Matthews	DE 90	D.Jones
TE 89	P.Supermaw	NT 96	S.Williams
LT 77	T.Lewan	DT 99	J.Casey
LG 67	Q.Spain	OLB 91	D.Morgan
C 60	B.Jones	ILB 59	W.Woodyard
RG 64	J.Kline	ILB 54	A.Williamson
RT 78	J.Conklin	OLB 98	B.Orakpo
WR 84	C.Davis	CB 25	A.Jackson
TE 81	J.Smith	SS 21	D.Searcy
QB 8	M.Mariota	FS 31	K.Byard
RB 29	D.Murray	CB 26	L.Ryan

JAGUARS STARTERS

OFFENSE		DEFENSE	
WR 11	M.Lee	DE 91	Y.Ngakoue
LT 74	C.Robinson	NT 95	A.Jones
LG 77	P.Omahameh	DT 97	M.Jackson
C 65	B.Linder	DE 93	C.Campbell
RG 60	A.Cann	WLB 50	T.Smith
RT 78	J.Parnell	MLB 51	P.Posluszny
TE 89	M.Lewis	SLB 44	M.Jack
WR 88	A.Hurns	LCB 20	J.Ramsey
QB 5	B.Bortles	FS 39	T.Gipson
FB 40	T.Bohanon	SS 42	B.Church
RB 27	L.Fournette	RCB 21	A.Bouye

TITANS INDIVIDUAL STATISTICS

Rushing	Att	Yds	Avg	Lg	TD
D.Henry	14	92	6.6	17	1
D.Murray	9	25	2.8	7	0
M.Mariota	6	24	4.0	8	0
D.Fluellen	3	18	6.0	10	0
T.Taylor	2	16	8.0	17	0
J.Fowler	1	3	3.0	3	1
D.Walker	1	1	1.0	1	1
Total	36	179	5.0	17	3

Passing	Att	Cmp	Yds	TD	Lg	IN	Rt
M. Mariota	27	15	215	1	42	1	78.5
Total	27	15	215	1	42	1	78.5

Receiving	No	Yds	Avg	Lg	TD
D.Walker	4	61	15.3	19	0
R.Matthews	3	43	14.3	20	0
E.Decker	3	32	10.7	16	0
J.Smith	2	30	15.0	32	1
T.Taylor	1	42	42.0	42	0
C.Davis	1	4	4.0	4	0
D.Murray	1	3	3.0	3	0
Total	15	215	14.3	42	1

Interceptions	No	Yds	Avg	Lg	TD
D. Searcy	1	8	8.0	8	0
C. Riley	1	2	2.0	2	0
Total	2	10	5.0	8	0

Leading Tacklers (Coaching Totals)

W. Woodyard 15-9-6; K. Byard 9-8-1; A. Williamson 9-4-5.

Sacks: D. Morgan 1; B. Orakpo 1. **FF:** B. Orakpo 1; L. Sims 1. **FR:** E, Walden 1.

JAGUARS INDIVIDUAL STATISTICS

Rushing	Att	Yds	Avg	Lg	TD
L.Fournette	14	40	2.9	7	1
B. Bortles	4	29	7.3	11	0
C. Ivory	6	17	2.8	6	0
C. Grant	1	13	13.0	13	0
Total	25	99	4.0	13	1

Passing	Att	Cmp	Yds	TD	Lg	IN	Rt
B. Bortles	34	20	223	1	29	2	63.7
Total	34	20	223	1	29	2	63.7

Receiving	No	Yds	Avg	Lg	TD
M.Lee	7	76	10.9	19	0
A.Hurns	6	82	13.7	20	1
C.Ivory	3	31	10.3	29	0
L.Fournette	2	21	10.5	11	0
K.Cole	2	13	6.5	11	0
Total	20	223	11.2	29	1

Interceptions	No	Yds	Avg	Lg	TD
T. Smith	1	2	2.0	2	0
Total	1	2	2.0	2	0

Leading Tacklers (Press Box Totals)

T. Smith 8-6-2; A. Bouye 6-6-0; B. Church 6-6-0.

Sacks: M. Jack 1. **FF:** None **FR:** None

TITANS-SEAHAWKS: GAME SUMMARY



Titans 33, Seahawks 27
Week 3 • Sunday, Sept. 24, 2017 • 12 p.m. CT • Nissan Stadium



GAME RECAP

The Titans returned home in Week 3 of the 2017 season to host the Seattle Seahawks for the first time since 2005. Tennessee improved to 2-1 on the season with a 33-27 victory at home.

The first quarter saw eight straight punts from both teams, four from Tennessee and four from Seattle. LBs **Jayon Brown** and **Wesley Woodyard** made crucial third down stops that halted the Seattle offense.

QB **Marcus Mariota** completed a third down conversion pass on a 17-yard toss to WR **Eric Decker** to close out the first quarter. On the first play of the second quarter, Mariota ran the ball in for a touchdown but it was called back due to a holding penalty on Decker. Tennessee was forced to settle for a 24-yard field goal by **K Ryan Succop** to put the Titans on the board, 3-0.

The Tennessee defense took the field and forced Seattle's fifth consecutive three-and-out. After a late hit by Sherman on Mariota that caused an on-field scuffle the Titans offense lengthened the lead to 6-0 on a 37-yard field goal by Succo.

In the second quarter, CB **Adoree' Jackson** returned a punt 80 yards for a score, but the touchdown was nullified due to a penalty. Seahawks QB **Russell Wilson** hit WR **Doug Baldwin** for a four-yard touchdown, but Tennessee responded with another field goal to put the Titans back on top 9-7 heading into halftime.

In the third stanza, Mariota connected with both WR **Rishard Matthews** for a 55-yard score and TE **Jonnu Smith** for a 24-yard touchdown, increasing the Titans lead to 23-14. RB **DeMarco Murray** also ran in a 75-yard score, which tied for his second-longest career rush, to increase the margin to 30-14.

In the fourth quarter, Seattle added a pair of touchdowns by both TE **Luke Willson** and WR **Paul Richardson**, but failed to execute a two point conversion. Succop converted his fourth field goal of the day as Tennessee sealed a 33-27 home victory.

SCORING

	1	2	3	4	Final
Seattle	0	7	7	13	27
Tennessee	0	9	21	3	33

TEAM	SCORING PLAY	TIME
Titans	R.Succop 24 yd. Field Goal	2-13:23
Titans	R.Succop 37 yd. Field Goal	2-5:51
Seahawks	D.Baldwin 4 yd. pass from R.Wilson (B.Walsh kick)	2-1:15
Titans	R.Succop 47 yd. Field Goal	2-0:00
Seahawks	C.Carson 10 yd. pass from R.Wilson (B.Walsh kick)	3-10:09
Titans	R.Matthews 55 yd. pass from M.Mariota (R.Succop kick)	3-7:34
Titans	J.Smith 24 yd. pass from M.Mariota (R.Succop kick)	3-3:50
Titans	D.Murray 75 yd. run (R.Succop kick)	3-1:34
Seahawks	L.Willson 27 yd. pass from R.Wilson (pass failed)	4-13:59
Titans	R.Succop 35 yd. Field Goal	4-10:00
Seahawks	P.Richardson 8 yd. pass from R.Wilson (B.Walsh kick)	4-1:50

Missed FGs: None

Attendance: 69,127

Time of Game: 3:19

Weather: Sunny, 88° F, wind 4 mph

Referee: Ronald Torbert



TEAM STATISTICS

	Seahawks	Titans
TOTAL FIRST DOWNS	24	21
THIRD DOWN EFFICIENCY	4-14-29%	4-14-29%
FOURTH DOWN EFFICIENCY	1-2-50%	0-0-0%
TOTAL NET YARDS	433	420
Plays - Avg.	72-6.0	67-6.3
NET YARDS RUSHING	69	195
Rushes - Avg.	22-3.1	35-5.6
NET YARDS PASSING	364	225
Sacks - Yards Lost	1-9	0-0
PASS ATT-COMP-INT	49-29-0	32-20-0
PUNTS - Avg.	8-48.5	6-56.8
PUNT RETURNS - Yards	3-32	5-51
KICKOFFS RETURNS - Yards	0-0	2-27
INTERCEPTIONS - Yards	0-0	0-0
PENALTIES Number and Yards	11-98	5-45
FUMBLES - Lost	3-0	0-0
TOUCHDOWNS	4	3
EXTRA POINTS Made-Attempts	3-4	3-3
FIELD GOALS Made-Attempts	0-0	4-4
RED ZONE EFFICIENCY	3-4-75%	0-3-0%
GOAL TO GO EFFICIENCY	2-2-100%	0-0-0%
SAFETIES	0	0
GIVEAWAYS	0	0
TAKEAWAYS	0	0
TIME OF POSSESSION	27:19	32:41

SEAHAWKS STARTERS

OFFENSE		DEFENSE	
WR 89	D.Baldwin	LDE 72	M.Bennett
LT 70	R.Odhiambo	LDT 90	J.Reed
LG 78	L.Joeckel	RDT 91	S.Richardson
C 68	J.Britt	RDE 56	C.Avril
RG 75	O.Aboushi	OLB 57	M.Wilhoite
RT 76	G.Ifedi	MLB 54	B.Wagner
TE 88	J.Graham	OLB 50	K.Wright
WR 10	P.Richardson	LCB 25	R.Sherman
QB 3	R.Wilson	RCB 20	J.Lane
WR 16	T.Lockett	SS 31	K.Chancellor
RB 32	C.Carson	FS 29	E.Thomas

TITANS STARTERS

OFFENSE		DEFENSE	
WR 18	R.Matthews	DE 90	D.Jones
TE 82	D.Walker	DT 99	J.Casey
LT 77	T.Lewan	OLB 91	D.Morgan
LG 67	Q.Spain	ILB 59	W.Woodyard
C 60	B.Jones	ILB 54	A.Williamson
RG 64	J.Kline	OLB 98	B.Orakpo
RT 78	J.Conklin	CB 25	A.Jackson
TE 81	J.Smith	SS 21	D.Searcy
QB 8	M.Mariota	FS 31	K.Byard
FB 45	J.Fowler	CB 26	L.Ryan
RB 29	D.Murray	CB 36	L.Sims

SEAHAWKS INDIVIDUAL STATISTICS

Rushing	Att	Yds	Avg	Lg	TD
C.Carson	11	34	3.1	7	0
R.Wilson	7	26	3.7	11	0
C.Prorise	4	9	2.3	6	0
Total	22	69	3.1	11	0

Passing	Att	Cmp	Yds	TD	Lg	IN	Rt
R. Wilson	49	29	373	4	46	0	110.3
Total	49	29	373	4	46	0	110.3

Receiving	No	Yds	Avg	Lg	TD
D.Baldwin	10	105	10.5	36	1
J.Graham	7	72	10.3	26	0
C.Prorise	3	65	21.7	46	0
L.Willson	3	53	17.7	27	1
P.Richardson	2	30	15.0	22	1
T.Lockett	2	30	15.0	16	0
C.Carson	2	18	9.0	10	1
Total	29	373	12.9	46	4

Interceptions	No	Yds	Avg	Lg	TD
None					
Total	0	0	-	-	0

Leading Tacklers (Press Box Totals)
 B. Wagner 11-8-3; K. Wright 8-5-3; K. Chancellor 7-7-0.

Sacks: None FF: None FR: None

TITANS INDIVIDUAL STATISTICS

Rushing	Att	Yds	Avg	Lg	TD
D.Murray	14	115	8.2	75	1
D.Henry	13	54	4.2	25	0
M.Mariota	7	27	3.9	10	0
T.Taylor	1	-1	-1.0	-1	0
Total	35	195	5.6	75	1

Passing	Att	Cmp	Yds	TD	Lg	IN	Rt
M. Mariota	32	20	225	2	55	0	104.3
Total	32	20	225	2	55	0	104.3

Receiving	No	Yds	Avg	Lg	TD
R.Matthews	6	87	14.5	55	1
E.Decker	4	49	12.3	17	0
D.Walker	4	31	7.8	11	0
T.Taylor	2	16	8.0	11	0
J.Smith	1	24	24.0	24	1
D.Henry	1	10	10.0	10	0
D.Murray	1	5	5.0	5	0
P.Superdaw	1	3	3.0	3	0
Total	20	225	11.3	55	2

Interceptions	No	Yds	Avg	Lg	TD
None					
Total	0	0	-	-	0

Leading Tacklers (Coaching Totals)
 W. Woodyard 13-9-4; A. Williamson 8-6-2; L. Ryan 8-5-3

Sacks: E. Walden 1 FF: None FR: None



MISCELLANEOUS STATISTICS

TENNESSEE TITANS RECORD WHEN ...

	2017		2016		2015		2014		2013		2012		2011		2010		2009		2008		10-YR. TOTAL		
	W	L	W	L	W	L	W	L	W	L	W	L	W	L	W	L	W	L	W	L	W	L	Pct.
Overall Record	2	1	9	7	3	13	2	14	7	9	6	10	9	7	6	10	8	8	13	3	65	82	0.442
Home	1	1	5	3	1	7	1	7	3	5	4	4	5	3	3	5	5	3	7	1	35	39	0.473
Away	1	0	4	4	2	6	1	7	4	4	2	6	4	4	3	5	3	5	6	2	30	43	0.411
By Month																							
September	2	1	1	2	1	2	1	3	3	1	1	3	2	1	2	1	0	3	4	0	17	17	0.500
October	0	0	3	2	0	3	1	3	0	3	2	2	2	2	3	2	0	3	3	0	14	20	0.412
November	0	0	2	2	1	4	0	4	2	2	1	2	2	2	0	3	5	0	4	1	17	20	0.459
December	0	0	2	1	1	3	0	4	2	3	2	3	2	2	1	3	2	2	2	2	14	23	0.378
January	0	0	1	0	0	1	0	0	0	0	0	0	1	0	0	1	1	0	0	0	3	2	0.600
vs. AFC	1	1	6	6	1	11	2	10	6	6	5	7	7	5	3	9	4	8	9	3	44	66	0.400
South	1	0	2	4	1	5	1	5	2	4	1	5	3	3	2	4	2	4	4	2	19	36	0.345
East	0	0	1	0	0	4	0	1	1	0	3	1	1	0	0	1	2	2	0	1	8	10	0.444
West	0	1	2	2	0	1	1	0	2	2	0	1	1	0	1	3	0	1	1	0	8	11	0.421
North	0	0	1	0	0	1	0	4	1	0	1	0	2	2	0	1	0	1	4	0	9	9	0.500
vs. NFC	1	0	3	1	2	2	0	4	1	3	1	3	2	2	3	1	4	0	4	0	21	16	0.568
South	0	0	0	0	2	2	0	0	0	0	0	0	2	2	0	0	0	0	0	0	4	4	0.500
East	0	0	0	0	0	0	0	4	0	0	0	0	0	0	3	1	0	0	0	0	3	5	0.375
North	0	0	3	1	0	0	0	0	0	0	1	3	0	0	0	0	0	0	4	0	8	4	0.667
West	1	0	0	0	0	0	0	0	1	3	0	0	0	0	0	0	4	0	0	0	6	3	0.667
Playing Conditions																							
On grass	2	1	8	5	2	9	2	11	6	7	5	8	8	5	4	9	7	5	10	2	54	62	0.466
On synthetic grass	0	0	1	2	1	4	0	3	1	2	1	2	1	2	2	1	1	3	3	1	11	20	0.355
Outdoors	2	1	8	5	2	11	2	14	6	7	6	7	8	5	5	9	8	7	12	2	59	68	0.465
Indoors	0	0	1	2	1	2	0	0	1	2	0	3	1	2	1	1	0	1	1	1	6	14	0.300
Day	2	1	8	7	3	12	2	12	7	8	4	10	9	7	5	9	7	5	12	3	59	74	0.444
Night	0	0	1	0	0	1	0	2	0	1	2	0	0	0	1	1	1	3	1	0	6	8	0.429
Temp. 85 or higher	1	0	1	1	0	0	0	0	0	0	0	1	0	1	0	1	0	0	1	0	3	4	0.429
Temp. 32 or lower	0	0	1	0	0	0	0	1	0	1	0	1	0	0	0	1	0	0	2	0	3	4	0.429
In white jerseys	0	1	3	6	1	6	2	13	5	3	2	6	5	3	3	5	3	6	4	2	28	51	0.354
In navy jerseys	1	0	4	1	2	6	0	1	0	2	-	-	-	-	-	-	-	-	0	1	7	11	0.389
In light blue jerseys	1	0	2	0	0	1	0	0	2	4	4	4	4	4	3	5	5	2	9	0	30	20	0.600
Following a win	1	0	3	5	0	3	0	2	2	4	1	4	4	4	2	4	5	2	10	3	28	31	0.475
Following a loss	1	0	6	1	2	10	1	12	4	5	5	5	5	2	3	6	3	5	2	0	32	46	0.410
Win coin toss	0	0	6	5	2	5	2	10	4	3	3	7	6	5	4	5	5	4	5	2	37	46	0.446
Lose coin toss	2	1	3	2	1	8	0	4	3	6	3	3	3	2	2	5	3	4	8	1	28	36	0.438
Titans score on 1st drive	0	1	3	2	1	3	0	2	4	4	3	5	3	1	4	1	3	3	6	0	27	22	0.551
Opp. scores on 1st drive	1	1	2	6	1	6	1	6	3	4	5	4	1	4	0	4	3	3	3	2	20	40	0.333
Titans score first	1	0	6	3	2	5	0	5	3	4	4	4	5	2	4	2	4	2	9	1	38	28	0.576
Opponent scores first	1	1	3	4	1	8	2	9	4	5	2	6	4	5	2	8	4	6	4	2	27	54	0.333
Lead after 1 quarter	0	0	6	1	2	2	0	5	2	4	2	0	6	1	5	1	6	1	7	1	36	16	0.692
Tied after 1 quarter	2	1	1	0	0	3	1	1	1	1	2	2	1	0	1	4	1	1	3	0	13	13	0.500
Trail after 1 quarter	0	0	2	6	1	8	1	8	4	4	2	8	2	6	0	5	1	6	3	2	16	53	0.232
Lead at half	2	0	7	1	2	2	2	5	2	4	6	2	7	2	4	1	5	0	9	0	46	17	0.730
Tied at half	0	0	0	0	0	1	0	1	2	1	0	0	2	0	1	3	2	2	2	0	9	8	0.529
Trail at half	0	1	2	6	1	10	0	8	3	4	0	8	0	5	1	6	1	6	2	3	10	57	0.149

	2017		2016		2015		2014		2013		2012		2011		2010		2009		2008		10-YR. TOTAL		
	W	L	W	L	W	L	W	L	W	L	W	L	W	L	W	L	W	L	W	L	W	L	Pct.
Lead after 3 quarters	2	0	7	0	2	3	2	3	4	0	5	1	7	2	5	1	4	0	11	0	49	10	0.831
Tied after 3 quarters	0	0	0	0	0	0	0	0	1	1	0	0	0	0	0	2	4	2	1	0	6	5	0.545
Trail after 3 quarters	0	1	2	7	1	10	0	11	2	8	1	9	2	5	1	7	0	6	1	3	10	67	0.130
Outcome 7 points or less	1	0	6	3	2	6	1	4	6	5	4	3	5	4	1	4	5	3	4	1	35	33	0.515
Outcome 3 points or less	0	0	4	0	1	4	1	3	1	3	3	0	2	1	0	3	4	2	2	1	18	17	0.514
In Overtime	0	0	0	0	1	0	0	0	0	2	1	1	0	0	0	1	1	1	1	0	4	5	0.444
Score 20 or more points	2	0	6	3	3	3	1	4	5	5	5	2	8	0	6	4	7	1	10	0	53	22	0.707
Allow 20 or fewer points	1	0	5	1	1	4	2	2	6	1	3	1	8	1	5	4	6	1	12	1	49	16	0.754
Outgain opponent	1	0	5	3	3	4	1	3	5	4	3	4	5	2	4	1	5	3	8	0	40	24	0.625
Even yardage	0	0	0	0	0	0	0	0	1	0	0	0	0	0	0	0	0	0	0	0	1	0	0.000
Out-rush opponent	2	0	8	4	3	4	1	2	6	2	4	2	5	0	5	4	7	6	8	0	49	24	0.671
Out-pass opponent	0	1	2	3	2	5	1	6	3	5	1	4	5	3	1	4	5	1	7	1	27	33	0.450
+ Turnover Margin	1	0	5	2	2	1	2	1	5	1	4	1	5	0	5	1	5	1	8	1	42	9	0.824
Even turnover margin	1	1	2	1	0	5	0	3	2	1	1	3	3	4	1	2	0	1	4	1	14	22	0.389
- Turnover margin	0	0	2	4	1	7	0	10	0	7	1	6	1	3	0	7	3	6	1	1	9	51	0.150
Titans 300+ yards	2	1	7	6	3	3	1	9	6	5	3	6	9	4	5	4	8	4	9	0	53	42	0.558
Titans -300 yards	0	0	2	1	0	10	1	5	1	4	3	4	0	3	1	6	0	4	4	3	12	40	0.231
Titans 30+ rushes	2	0	5	1	2	1	1	1	5	2	3	0	4	0	4	0	7	3	11	0	44	8	0.846
Titans -30 rushes	0	1	4	6	1	12	1	13	2	7	3	10	5	7	2	10	1	5	2	3	21	74	0.221
Time of poss. 30:00 +	2	0	7	4	3	6	1	4	6	4	2	2	6	1	2	1	5	1	8	0	42	23	0.646
Time of poss. - 30:00	0	1	2	3	0	7	1	10	1	5	4	8	3	6	4	9	3	7	5	3	23	59	0.280
Have 100-yard rusher	1	0	3	2	1	0	0	0	2	0	3	2	4	0	5	3	8	4	4	0	31	11	0.738
(C. Johnson)	-	-	-	-	-	-	-	-	2	0	3	2	4	0	5	3	8	4	4	0	26	9	0.743
(M. Mariota)	0	0	0	0	1	0	-	-	-	-	-	-	-	-	-	-	-	-	-	-	1	0	1.000
(D. Murray)	1	0	3	2	-	-	-	-	-	-	-	-	-	-	-	-	-	-	-	-	4	2	0.667
(L. White)	-	-	-	-	-	-	-	-	-	-	-	-	-	-	-	-	0	0	2	0	2	0	1.000
Have 100-yard receiver	0	0	4	1	2	2	0	4	4	2	1	1	3	4	2	2	2	1	3	0	21	17	0.553
(K. Britt)	-	-	-	-	-	-	-	-	0	0	0	1	1	1	2	0	1	1	-	-	4	3	0.571
(J. Cook)	-	-	-	-	-	-	-	-	-	-	0	0	1	1	0	0	0	0	-	-	1	1	0.500
(J. Gage)	-	-	-	-	-	-	-	-	-	-	-	-	-	-	0	0	0	0	2	0	2	0	1.000
(D. Green-Beckham)	-	-	-	-	1	1	-	-	-	-	-	-	-	-	-	-	-	-	-	-	1	1	0.500
(J. Hunter)	-	-	-	-	0	0	0	0	1	1	-	-	-	-	-	-	-	-	-	-	1	1	0.500
(C. Johnson)	-	-	-	-	-	-	-	-	0	0	0	0	0	0	0	0	1	0	0	0	1	0	1.000
(R. Matthews)	0	0	2	1	-	-	-	-	-	-	-	-	-	-	-	-	-	-	-	-	2	1	0.667
(B. Scaife)	-	-	-	-	-	-	-	-	-	-	-	-	-	-	0	0	0	0	1	0	1	0	1.000
(D. Walker)	0	0	1	0	0	1	0	2	0	0	-	-	-	-	-	-	-	-	-	-	1	3	0.250
(N. Washington)	-	-	-	-	-	0	1	3	0	1	0	0	2	0	2	0	0	0	-	-	4	5	0.444
(D. Williams)	-	-	-	-	-	-	-	-	0	0	0	0	1	0	0	0	-	-	-	-	1	0	1.000
(K. Wright)	-	-	1	0	1	0	0	1	1	1	0	0	-	-	-	-	-	-	-	-	3	2	0.600
Have 300-yard passer	0	0	0	1	1	1	0	1	1	2	1	1	3	0	0	1	1	0	0	0	7	7	0.500
(K. Collins)	-	-	-	-	-	-	-	-	-	-	-	-	-	-	0	1	0	0	0	0	0	1	0.000
(R. Fitzpatrick)	-	-	-	-	-	-	-	-	1	1	-	-	-	-	-	-	-	-	-	-	1	1	0.500
(M. Hasselbeck)	-	-	-	-	-	-	-	-	0	0	0	0	3	0	-	-	-	-	-	-	3	0	1.000
(J. Locker)	-	-	-	-	-	0	0	0	0	1	1	0	0	-	-	-	-	-	-	-	1	2	0.333
(M. Mariota)	0	0	0	1	1	1	-	-	-	-	-	-	-	-	-	-	-	-	-	-	1	2	0.333
(Z. Mettenberger)	-	-	-	-	0	0	0	1	-	-	-	-	-	-	-	-	-	-	-	-	0	1	0.000
(V. Young)	-	-	-	-	-	-	-	-	-	-	-	-	-	-	0	0	1	0	0	0	1	0	1.000
Oppon. 100-yard rusher	0	0	0	1	0	3	0	7	1	1	1	2	2	4	1	2	1	1	1	1	7	22	0.241
Oppon. 100-yard receiver	1	0	5	4	2	5	1	6	0	3	3	5	0	3	2	6	1	5	2	1	17	38	0.309
Oppon. 300-yard passer	1	0	5	2	2	1	1	3	0	1	1	1	1	2	3	5	2	5	2	0	18	20	0.474

2017 TENNESSEE TITANS SUPERLATIVES

TITANS

LONGEST RUN FROM SCRIMMAGE:	75t	by DeMarco Murray vs. Seattle, 9/24
LONGEST PASS COMPLETION:	55t	by Marcus Mariota to Rishard Matthews vs. Seattle, 9/24
LONGEST PUNT RETURN:	46	by Adoree' Jackson at Jacksonville, 9/17
LONGEST KICKOFF RETURN:	35	by Adoree' Jackson vs. Oakland, 9/10
LONGEST INTERCEPTION RETURN:	8	by Da'Norris Searcy at Jacksonville, 9/17
LONGEST PUNT:	66	by Brett Kern vs. Seattle, 9/24
LONGEST FIELD GOAL:	52	by Ryan Succop vs. Oakland, 9/10
MOST RUSHING ATTEMPTS:	14	Twice, last by DeMarco Murray vs. Seattle, 9/24
MOST YARDS RUSHING:	115	by DeMarco Murray vs. Seattle, 9/24
MOST PASSES ATTEMPTED:	41	by Marcus Mariota vs. Oakland, 9/10
MOST YARDS PASSING:	256	by Marcus Mariota vs. Oakland, 9/10
MOST PASSES CAUGHT:	7	by Delanie Walker vs. Oakland, 9/10
MOST YARDS ON RECEPTIONS:	87	by Rishard Matthews vs. Seattle, 9/24
MOST TOUCHDOWN PASSES:	2	by Marcus Mariota vs. Seattle, 9/24
MOST INTERCEPTIONS THROWN:	1	by Marcus Mariota at Jacksonville, 9/17
MOST RUSHING TOUCHDOWNS:	1	Five times, last by DeMarco Murray vs. Seattle, 9/24
MOST TOUCHDOWN RECEPTIONS:	1	Three times, last by Jonnu Smith vs. Seattle, 9/24

OPPONENTS

LONGEST RUN FROM SCRIMMAGE:	14	by Marshawn Lynch vs. Oakland, 9/10
LONGEST PASS COMPLETION:	46	by Russell Wilson to C.J. Prosise vs. Seattle, 9/24
LONGEST PUNT RETURN:	13	by Tyler Lockett vs. Seattle, 9/24
LONGEST KICKOFF RETURN:	41	by Cordarrelle Patterson vs. Oakland, 9/10
LONGEST INTERCEPTION RETURN:	2	by Telvin Smith at Jacksonville, 9/17
LONGEST PUNT:	64	by Jon Ryan vs. Seattle, 9/24
LONGEST FIELD GOAL:	52	Twice, by Giorgio Tavecchio vs. Oakland, 9/10
MOST RUSHING ATTEMPTS:	18	by Marshawn Lynch vs. Oakland, 9/10
MOST YARDS RUSHING:	76	by Marshawn Lynch vs. Oakland, 9/10
MOST PASSES ATTEMPTED:	49	by Russell Wilson vs. Seattle, 9/24
MOST YARDS PASSING:	373	by Russell Wilson vs. Seattle, 9/24
MOST PASSES CAUGHT:	10	by Doug Baldwin vs. Seattle, 9/24
MOST YARDS ON RECEPTIONS:	105	by Doug Baldwin vs. Seattle, 9/24
MOST TOUCHDOWN PASSES:	4	by Russell Wilson vs. Seattle, 9/24
MOST INTERCEPTIONS THROWN:	2	by Blake Bortles at Jacksonville, 9/17
MOST RUSHING TOUCHDOWNS:	1	by Leonard Fournette at Jacksonville, 9/17
MOST TOUCHDOWN RECEPTIONS:	1	Seven times, last by Paul Richardson vs. Seattle, 9/24

TITANS HIGHS AND LOWS

	<u>HIGH</u>		<u>LOW</u>	
POINTS:	37	at Jacksonville, 9/17	16	vs. Oakland, 9/10
FIRST DOWNS:	21	Three times, last vs. Sea., 9/24	21	Three times, last vs. Sea., 9/24
NET RUSHING YARDS:	195	vs. Seattle, 9/24	95	vs. Oakland, 9/10
NET PASSING YARDS:	255	vs. Oakland, 9/10	211	at Jacksonville, 9/17
TOTAL OFFENSE:	420	vs. Seattle, 9/24	350	vs. Oakland, 9/10
TOTAL PLAYS:	67	vs. Seattle, 9/24	63	vs. Oakland, 9/10
RUSHING ATTEMPTS:	36	at Jacksonville, 9/17	21	vs. Oakland, 9/10
PASSING ATTEMPTS:	41	vs. Oakland, 9/10	27	at Jacksonville, 9/17
PASSES COMPLETED:	25	vs. Oakland, 9/10	15	at Jacksonville, 9/17
PASSES HAD INT.:	1	at Jacksonville, 9/17	0	Twice, last vs. Seattle, 9/24
FUMBLES LOST:	0	Three times, last vs. Sea., 9/24	0	Three times, last vs. Sea., 9/24
NUMBER OF PENALTIES:	7	at Jacksonville, 9/17	5	Twice, last vs. Seattle, 9/24
YARDS PENALIZED:	70	at Jacksonville, 9/17	45	vs. Seattle, 9/24
TIME OF POSSESSION:	32:41	vs. Seattle, 9/24	28:21	vs. Oakland, 9/10

OPPONENTS HIGHS AND LOWS

	<u>HIGH</u>		<u>LOW</u>
POINTS:	27	vs. Seattle, 9/24	16
FIRST DOWNS:	24	vs. Seattle, 9/24	20
NET RUSHING YARDS:	109	vs. Oakland, 9/10	69
NET PASSING YARDS:	364	vs. Seattle, 9/24	211
TOTAL OFFENSE:	433	vs. Seattle, 9/24	310
TOTAL PLAYS:	72	vs. Seattle, 9/24	61
RUSHING ATTEMPTS:	29	vs. Oakland, 9/10	22
PASSING ATTEMPTS:	49	vs. Seattle, 9/24	32
PASSES COMPLETED:	29	vs. Seattle, 9/24	20
PASSES HAD INT.:	2	at Jacksonville, 9/17	0
FUMBLES LOST:	1	at Jacksonville, 9/17	0
NUMBER OF PENALTIES:	11	vs. Seattle, 9/24	5
YARDS PENALIZED:	99	at Jacksonville, 9/17	49
TIME OF POSSESSION:	31:39	vs. Oakland, 9/10	27:19

BIG PLAYS (30 OR MORE YARDS FROM SCRIMMAGE)

TITANS BIG PLAYS

1. 42 -yard pass from Marcus Mariota to Taywan Taylor at Jacksonville, 9/17
2. 32 -yard touchdown pass from Marcus Mariota to Jonnu Smith at Jacksonville, 9/17
3. 55 -yard touchdown pass from Marcus Mariota to Rishard Matthews vs. Seattle, 9/24
4. 75 -yard touchdown run by DeMarco Murray vs. Seattle, 9/24

OPPONENTS BIG PLAYS

1. 36 -yard pass from Russell Wilson to Doug Baldwin vs. Seattle, 9/24
2. 46 -yard pass from Russell Wilson to C.J. Prosise vs. Seattle, 9/24

LONGEST 2017 SCORING DRIVES

Most Plays:	Titans	15	vs. Oakland, 9/10, 93 yards, 6:20, FG
	Opponent	15	vs. Oakland, 9/10, 73 yards, 7:03, FG
Most Yards:	Titans	93	vs. Oakland, 9/10, 15 plays, 6:20, FG
	Opponent	86	vs. Seattle, 9/24, 5 plays, 0:49, TD
Most Time:	Titans	6:30	vs. Seattle, 9/24, 12 plays, 49 yards, FG
	Opponent	7:03	vs. Oakland, 9/10, 15 plays, 73 yards, FG

TURNOVER ANALYSIS

PLUS-MINUS TURNOVER RATIO

	Takeaways	Turnovers	Ratio
1 st Half	2	1	+1
1 st quarter	0	0	0
2 nd quarter	2	1	+1
2 nd Half	1	0	+1
3 rd quarter	1	0	+1
4 th quarter	0	0	0
Overtime	0	0	0
Totals	3	1	+2

GAME-BY-GAME TURNOVER RATIO

<u>Date</u>	<u>Opponent</u>	<u>Takeaways</u>	<u>Turnovers</u>	<u>Ratio</u>	<u>Result</u>
9/10	vs. Oakland	0	0	0	L
9/17	at Jacksonville	3	1	+2	W
9/24	vs. Seattle	0	0	0	W

FUMBLES

<u>Player</u>	<u>Fumbles</u>	<u>Lost</u>
TOTALS	0	0
OPPONENTS	8	1

INACTIVE PLAYERS

<u>Date</u>	<u>Opponent</u>	<u>Inactive Players</u>
9/10	vs. Oakland	Carraway, Dodd, King, Levin, Palmer, Riley, Sims
9/17	at Jacksonville	Carraway, Cyprien, Dodd, Levin, Palmer, Reed, T. Smith
9/24	vs. Seattle	Carraway, Cyprien, Davis, Klug, Levin, Palmer, Reed

DRIVE ENGINEERING TITANS

QB	Game	Drives Started	Drives Ended By . . .										Points Yield	Points/ Drive	Drive Eff.
			TD	FG	FGA	PNT	DWN	TRN	SAF	GM	HLF				
Mariota	9/10 OAK	9	1	3	4	4	0	0	0	0	0	0	16	1.8	44.4%
	9/17 at JAX	12	4	3	3	3	0	1	0	1	0	37	3.1	58.3%	
	9/24 SEA	14	3	4	4	6	0	0	0	1	0	33	2.4	50.0%	
	10/1 at HOU												-	-	-
	10/8 at MIA												-	-	-
	10/16 IND												-	-	-
	10/22 at CLE												-	-	-
	11/5 BAL												-	-	-
	11/12 CIN												-	-	-
	11/16 at PIT												-	-	-
	11/26 at IND												-	-	-
	12/3 HOU												-	-	-
	12/10 at ARI												-	-	-
	12/17 at SF												-	-	-
	12/24 LAR												-	-	-
	12/31 JAX												-	-	-
MARIOTA TOTALS		35	8	10	11	13	0	1	0	2	0	86	2.5	51.4%	
TEAM TOTALS		35	8	10	11	13	0	1	0	2	0	86	2.5	51.4%	

OPPONENTS

QB	Game	Drives Started	Drives Ended By . . .										Points Yield	Points/ Drive	Drive Eff.
			TD	FG	FGA	PNT	DWN	TRN	SAF	GM	HLF				
Carr	9/10 OAK	10	2	4	4	3	0	0	0	1	0	26	2.6	60.0%	
Bortles	9/17 at JAX	11	2	1	1	5	0	3	0	0	0	16	1.5	27.3%	
Wilson	9/24 SEA	13	4	0	0	8	1	0	0	0	0	27	2.1	30.8%	
	10/1 at HOU												-	-	-
	10/8 at MIA												-	-	-
	10/16 IND												-	-	-
	10/22 at CLE												-	-	-
	11/5 BAL												-	-	-
	11/12 CIN												-	-	-
	11/16 at PIT												-	-	-
	11/26 at IND												-	-	-
	12/3 HOU												-	-	-
	12/10 at ARI												-	-	-
	12/17 at SF												-	-	-
	12/24 LAR												-	-	-
	12/31 JAX												-	-	-
OPPONENTS TOTALS		34	8	5	5	16	1	3	0	1	0	69	2.0	38.2%	

THIRD DOWN EFFICIENCY

TITANS

Game	THIRD DOWN AND ...												TOTAL		PCT.								
	1	2	3	4	5	6	7	8	9	10+	Made	Att.	Made	Att.									
9/10 OAK	0	0	2	3	0	0	0	0	1	2	1	2	0	0	2	3	0	0	1	4	7	14	50.0
9/17 at JAX	2	2	1	1	1	2	0	0	0	2	1	2	0	2	0	1	0	0	1	1	6	13	46.2
9/24 SEA	0	0	1	2	1	2	0	2	1	2	0	0	0	0	0	0	0	0	1	5	4	14	28.6
10/1 at HOU																							
10/8 at MIA																							
10/16 IND																							
10/22 at CLE																							
11/5 BAL																							
11/12 CIN																							
11/16 at PIT																							
11/26 at IND																							
12/3 HOU																							
12/10 at ARI																							
12/17 at SF																							
12/24 LAR																							
12/31 JAX																							
TOTALS	2	2	4	6	2	4	0	2	2	6	2	4	0	3	2	4	0	0	3	10	17	41	41.5

	Made	Att.	Pct.
Titans third down and 1 - 4:	8	14	57.1
Titans third down and 5 - 9:	6	17	35.3
Titans third down and 10+ :	3	10	30.0

OPPONENTS

Game	THIRD DOWN AND ...												TOTAL		PCT.								
	1	2	3	4	5	6	7	8	9	10+	Made	Att.	Made	Att.									
9/10 OAK	0	0	0	2	1	3	0	0	1	1	2	3	0	0	1	1	0	0	0	2	5	12	41.7
9/17 at JAX	2	2	0	0	1	1	2	2	0	0	0	3	0	0	1	1	0	0	0	4	6	13	46.2
9/24 SEA	0	1	1	1	1	1	2	2	0	0	0	1	0	1	0	0	0	1	0	6	4	14	28.6
10/1 at HOU																							
10/8 at MIA																							
10/16 IND																							
10/22 at CLE																							
11/5 BAL																							
11/12 CIN																							
11/16 at PIT																							
11/26 at IND																							
12/3 HOU																							
12/10 at ARI																							
12/17 at SF																							
12/24 LAR																							
12/31 JAX																							
TOTALS	2	3	1	3	3	5	4	4	1	1	2	7	0	1	2	2	0	1	0	12	15	39	38.5

	Made	Att.	Pct.
Opponents third down and 1 - 4:	10	15	66.7
Opponents third down and 5 - 9:	5	12	41.7
Opponents third down and 10+ :	0	12	0.0

INSIDE THE 20 EFFICIENCY

Game	Results	Total										Total Points	Scoring Eff.	TD Eff.		
		Succ. / Att.	TD	FG	FGA	Int	Fum	Dwn	Gm	Hlf	Punt					
9/10 OAK																
Titans:	7 3 3	3 / 3	1	2	2	0	0	0	0	0	0	0	13	100.0%	33.3%	
Opponents:	7 3 7	3 / 3	2	1	1	0	0	0	0	0	0	17	100.0%	66.7%		
9/17 at JAX																
Titans:	3 7 7 7	4 / 4	3	1	1	0	0	0	0	0	0	24	100.0%	75.0%		
Opponents:	7 7	2 / 2	2	0	0	0	0	0	0	0	0	14	100.0%	100.0%		
9/24 SEA																
Titans:	3 3 3	3 / 3	0	3	3	0	0	0	0	0	0	9	100.0%	0.0%		
Opponents:	7 7 Dwn 7	3 / 4	3	0	0	0	0	1	0	0	0	21	75.0%	75.0%		
10/1 at HOU																
Titans:		0 / 0	0	0	0	0	0	0	0	0	0	0	-	-		
Opponents:		0 / 0	0	0	0	0	0	0	0	0	0	0	-	-		
10/8 at MIA																
Titans:		0 / 0	0	0	0	0	0	0	0	0	0	0	-	-		
Opponents:		0 / 0	0	0	0	0	0	0	0	0	0	0	-	-		
10/16 IND																
Titans:		0 / 0	0	0	0	0	0	0	0	0	0	0	-	-		
Opponents:		0 / 0	0	0	0	0	0	0	0	0	0	0	-	-		
10/22 at CLE																
Titans:		0 / 0	0	0	0	0	0	0	0	0	0	0	-	-		
Opponents:		0 / 0	0	0	0	0	0	0	0	0	0	0	-	-		
11/5 BAL																
Titans:		0 / 0	0	0	0	0	0	0	0	0	0	0	-	-		
Opponents:		0 / 0	0	0	0	0	0	0	0	0	0	0	-	-		
11/12 CIN																
Titans:		0 / 0	0	0	0	0	0	0	0	0	0	0	-	-		
Opponents:		0 / 0	0	0	0	0	0	0	0	0	0	0	-	-		
11/16 at PIT																
Titans:		0 / 0	0	0	0	0	0	0	0	0	0	0	-	-		
Opponents:		0 / 0	0	0	0	0	0	0	0	0	0	0	-	-		
11/26 at IND																
Titans:		0 / 0	0	0	0	0	0	0	0	0	0	0	-	-		
Opponents:		0 / 0	0	0	0	0	0	0	0	0	0	0	-	-		
12/3 HOU																
Titans:		0 / 0	0	0	0	0	0	0	0	0	0	0	-	-		
Opponents:		0 / 0	0	0	0	0	0	0	0	0	0	0	-	-		
12/10 at ARI																
Titans:		0 / 0	0	0	0	0	0	0	0	0	0	0	-	-		
Opponents:		0 / 0	0	0	0	0	0	0	0	0	0	0	-	-		
12/17 at SF																
Titans:		0 / 0	0	0	0	0	0	0	0	0	0	0	-	-		
Opponents:		0 / 0	0	0	0	0	0	0	0	0	0	0	-	-		
12/24 LAR																
Titans:		0 / 0	0	0	0	0	0	0	0	0	0	0	-	-		
Opponents:		0 / 0	0	0	0	0	0	0	0	0	0	0	-	-		
12/31 JAX																
Titans:		0 / 0	0	0	0	0	0	0	0	0	0	0	-	-		
Opponents:		0 / 0	0	0	0	0	0	0	0	0	0	0	-	-		
TOTALS																
Titans:		10 / 10	4	6	6	0	0	0	0	0	0	46	100.0%	40.0%		
Opponents:		8 / 9	7	1	1	0	0	1	0	0	0	52	88.9%	77.8%		

GOAL-TO-GO SITUATIONS

Game	Results	Total											Total Points	Scoring Eff.	TD Eff.		
		Succ. / Att.	TD	FG	FGA	Int	Fum	Dwn	Gm	Hlf	Punt						
9/10 OAK																	
Titans:	7 3	2 / 2	1	1	1	0	0	0	0	0	0	0	10	100.0%	50.0%		
Opponents:	7 3	2 / 2	1	1	1	0	0	0	0	0	0	0	10	100.0%	50.0%		
9/17 at JAX																	
Titans:	3 7 7	3 / 3	2	1	1	0	0	0	0	0	0	0	17	100.0%	66.7%		
Opponents:	7	1 / 1	1	0	0	0	0	0	0	0	0	0	7	100.0%	100.0%		
9/24 SEA																	
Titans:		0 / 0	0	0	0	0	0	0	0	0	0	0	0	-	-		
Opponents:	7 7	2 / 2	2	0	0	0	0	0	0	0	0	0	14	100.0%	100.0%		
10/1 at HOU																	
Titans:		0 / 0	0	0	0	0	0	0	0	0	0	0	0	-	-		
Opponents:		0 / 0	0	0	0	0	0	0	0	0	0	0	0	-	-		
10/8 at MIA																	
Titans:		0 / 0	0	0	0	0	0	0	0	0	0	0	0	-	-		
Opponents:		0 / 0	0	0	0	0	0	0	0	0	0	0	0	-	-		
10/16 IND																	
Titans:		0 / 0	0	0	0	0	0	0	0	0	0	0	0	-	-		
Opponents:		0 / 0	0	0	0	0	0	0	0	0	0	0	0	-	-		
10/22 at CLE																	
Titans:		0 / 0	0	0	0	0	0	0	0	0	0	0	0	-	-		
Opponents:		0 / 0	0	0	0	0	0	0	0	0	0	0	0	-	-		
11/5 BAL																	
Titans:		0 / 0	0	0	0	0	0	0	0	0	0	0	0	-	-		
Opponents:		0 / 0	0	0	0	0	0	0	0	0	0	0	0	-	-		
11/12 CIN																	
Titans:		0 / 0	0	0	0	0	0	0	0	0	0	0	0	-	-		
Opponents:		0 / 0	0	0	0	0	0	0	0	0	0	0	0	-	-		
11/16 at PIT																	
Titans:		0 / 0	0	0	0	0	0	0	0	0	0	0	0	-	-		
Opponents:		0 / 0	0	0	0	0	0	0	0	0	0	0	0	-	-		
11/26 at IND																	
Titans:		0 / 0	0	0	0	0	0	0	0	0	0	0	0	-	-		
Opponents:		0 / 0	0	0	0	0	0	0	0	0	0	0	0	-	-		
12/3 HOU																	
Titans:		0 / 0	0	0	0	0	0	0	0	0	0	0	0	-	-		
Opponents:		0 / 0	0	0	0	0	0	0	0	0	0	0	0	-	-		
12/10 at ARI																	
Titans:		0 / 0	0	0	0	0	0	0	0	0	0	0	0	-	-		
Opponents:		0 / 0	0	0	0	0	0	0	0	0	0	0	0	-	-		
12/17 at SF																	
Titans:		0 / 0	0	0	0	0	0	0	0	0	0	0	0	-	-		
Opponents:		0 / 0	0	0	0	0	0	0	0	0	0	0	0	-	-		
12/24 LAR																	
Titans:		0 / 0	0	0	0	0	0	0	0	0	0	0	0	-	-		
Opponents:		0 / 0	0	0	0	0	0	0	0	0	0	0	0	-	-		
12/31 JAX																	
Titans:		0 / 0	0	0	0	0	0	0	0	0	0	0	0	-	-		
Opponents:		0 / 0	0	0	0	0	0	0	0	0	0	0	0	-	-		
TOTALS																	
Titans:		5 / 5	3	2	2	0	0	0	0	0	0	0	27	100.0%	60.0%		
Opponents:		5 / 5	4	1	1	0	0	0	0	0	0	0	31	100.0%	80.0%		

TAKEAWAYS & GIVEAWAYS

TITANS TAKEAWAYS

Game	Qtr	Scrim.	Player	Turnover	Caused by	Takeaway	at	Ret. Yds.	Results	Pts.
9/17 at JAX	2	JAX 46	B. Bortles	Fumble	B. Orakpo	E. Walden	JAX 39	0	Interception	0
9/17 at JAX	2	TEN 42	B. Bortles	Interception	A. Williamson	C. Riley	TEN 37	2	Field Goal	3
9/17 at JAX	3	JAX 29	B. Bortles	Interception		D. Searcy	JAX 47	8	Field Goal	3

Takeaway Season Totals:

Takeaways resulted in ...											
No.	TD	FG	FG Att.	Punt	Downs	Int.	Fum.	Saf.	Game	Half	Pts.
3	0	2	2	0	0	1	0	0	0	0	6

TITANS GIVEAWAYS

Game	Qtr	Scrim.	Player	Turnover	Caused by	Takeaway	at	Ret. Yds.	Results	Pts.
9/17 at JAX	2	JAX 24	M. Mariota	Interception		T. Smith	JAX 14	2	Interception	0

Giveaway Season Totals:

Giveaways resulted in ...											
No.	TD	FG	FG Att.	Punt	Downs	Int.	Fum.	Saf.	Game	Half	Pts.
1	0	0	0	0	0	1	0	0	0	0	0

FIRST DOWNS EARNED

Total first downs earned (parentheses indicates number earned on third or fourth down)

NAME	RUSHING	PASSING	RECEIVING	PENALTY	TOTAL
Marcus Mariota	4	34 (15)			38 (15)
Delanie Walker	1		11 (4)		12 (4)
Derrick Henry	9 (2)				9 (2)
Rishard Matthews			8 (5)		8 (5)
DeMarco Murray	5		2 (1)		7 (1)
PENALTY				7 (3)	7 (3)
Corey Davis			4 (2)		4 (2)
Taywan Taylor	1		3 (1)		4 (1)
Eric Decker			4 (2)		4 (2)
Jonnu Smith			2		2 ()
Jalston Fowler	1				1 ()
David Fluellen	1				1 ()
TITANS TOTALS	22 (2)	34 (15)	34 (15)	7 (3)	97 (35)

Note: One first down awarded to both passer and receiver on passes resulting in first down.

KICKOFF ANALYSIS

TITANS

SUCCOP		No.	No. In EZ	TB	Opp. Ret.	Ret. Yds.	Ret. Avg.	FC	Squib	Out of Bounds	Onside Rec. / Att.
9/10	OAK	5	4	3	1	41	41.0	0	0	0	0 / 1
9/17	at JAX	7	6	3	4	88	22.0	0	0	0	0 / 0
9/24	SEA	7	7	7	0	0	-	0	0	0	0 / 0
10/1	at HOU						-				
10/8	at MIA						-				
10/16	IND						-				
10/22	at CLE						-				
11/5	BAL						-				
11/12	CIN						-				
11/16	at PIT						-				
11/26	at IND						-				
12/3	HOU						-				
12/10	at ARI						-				
12/17	at SF						-				
12/24	LAR						-				
12/31	JAX						-				
SUCCOP TOTALS		19	17	13	5	129	25.8	0	0	0	0 / 1

OPPONENTS

		No.	No. In EZ	TB	Titans Ret.	Ret. Yds.	Ret. Avg.	FC	Squib	Out of Bounds	Onside Rec. / Att.
9/10	OAK	6	6	5	1	35	35.0	0	0	0	0 / 0
9/17	at JAX	4	2	2	2	22	11.0	0	0	0	0 / 1
9/24	SEA	5	3	2	2	27	13.5	0	0	0	0 / 1
10/1	at HOU						-				
10/8	at MIA						-				
10/16	IND						-				
10/22	at CLE						-				
11/5	BAL						-				
11/12	CIN						-				
11/16	at PIT						-				
11/26	at IND						-				
12/3	HOU						-				
12/10	at ARI						-				
12/17	at SF						-				
12/24	LAR						-				
12/31	JAX						-				
TOTALS		15	11	9	5	84	16.8	0	0	0	0 / 2

INSTANT REPLAY ANALYSIS

CHALLENGES BY TITANS

Game	Qtr	Time	Dwn	Dist	Play	Review Result	Explanation
9/10 vs. OAK					(none)		
9/17 at JAX					(none)		
9/24 vs. SEA					(none)		

Total challenges by Titans: 0

Calls reversed: 0

CHALLENGES BY OPPONENTS

Game	Qtr	Time	Dwn	Dist	Play	Review Result	Explanation
9/10 vs. OAK					(none)		
9/17 at JAX					(none)		
9/24 vs. SEA					(none)		

Total challenges by Opponents: 0

Calls reversed: 0

CHALLENGES BY REVIEW ASSISTANT

Game	Qtr	Time	Dwn	Dist	Play	Review Result	Explanation
9/10 vs. OAK	1	13:02	1	8	A. Cooper 8-yard touchdown catch	Upheld	A. Cooper was not down by contact
9/17 at JAX					(none)		
9/24 vs. SEA					(none)		

Total reviews by Assistant: 1

Calls reversed: 0



**LAST WEEK'S
PLAY-BY-PLAY**

National Football League Game Summary

NFL Copyright © 2017 by The National Football League. All rights reserved. This summary and play-by-play is for the express purpose of assisting media in their coverage of the game; any other use of this material is prohibited without the written permission of the National Football League. Updated: 9/18/2017

Date: Sunday, 9/17/2017

Tennessee Titans at Jacksonville Jaguars
at Everbank Field, Jacksonville, FL

Start Time: 1:02 PM EDT

Game Day Weather

Game Weather: Partly Cloudy
Played Open on Turf: Grass

Temp: 84° F (28.9° C) Humidity: 59%, Wind: NW 10 mph

Officials

Referee: Hochuli, Ed (85)
Line Judge: Baynes, Rusty (59)
Back Judge: Helverson, Scott (93)

Umpire: Smith, Shawn (14)
Field Judge: Shaw, Dale (104)
Replay Official: Sifferman, Tom (0)

Down Judge: Bradley, Greg (98)
Side Judge: Kemp, Alex (55)

Lineups

Tennessee Titans			Jacksonville Jaguars				
Offense		Defense	Offense		Defense		
WR 18	R.Matthews	DE 90	D.Jones	WR 11	M.Lee	DE 91	Y.Ngakoue
TE 89	P.Supernaw	NT 96	S.Williams	LT 74	C.Robinson	NT 95	A.Jones
LT 77	T.Lewan	DT 99	J.Casey	LG 77	P.Omameh	DT 97	M.Jackson
LG 67	Q.Spain	OLB 91	D.Morgan	C 65	B.Linder	DE 93	C.Campbell
C 60	B.Jones	ILB 59	W.Woodyard	RG 60	A.Cann	WLB 50	T.Smith
RG 64	J.Kline	ILB 54	A.Williamson	RT 78	J.Parnell	MLB 51	P.Posluszny
RT 78	J.Conklin	OLB 98	B.Orakpo	TE 89	M.Lewis	SLB 44	M.Jack
WR 84	C.Davis	CB 25	A.Jackson	WR 88	A.Hurns	LCB 20	J.Ramsey
WR 81	J.Smith	SS 21	D.Searcy	QB 5	B.Bortles	FS 39	T.Gipson
QB 8	M.Mariota	FS 31	K.Byard	FB 40	T.Bohanon	SS 42	B.Church
RB 29	D.Murray	CB 26	L.Ryan	RB 27	L.Fournette	RCB 21	A.Bouye

Substitutions

K 4 R.Succop, P 6 B.Kern, WR 13 T.Taylor, WR 14 E.Weems, RB 22 D.Henry, CB 23 B.McCain, RB 32 D.Fluellen, DB 35 C.Riley, CB 36 L.Sims, S 41 B.Trawick, FB 45 J.Fowler, LS 48 B.Brinkley, OLB 52 A.Wallace, LB 53 D.Bates, LB 55 J.Brown, C/G 62 B.Schwenke, G/T 71 D.Kelly, TE 82 D.Walker, WR 87 E.Decker, OLB 93 E.Walden, DL 94 A.Johnson, DE 95 D.King, DL 97 K.Klug

Substitutions

K 2 J.Myers, P 3 B.Nortman, WR 17 A.Benn, WR 19 M.McCaffrey, CB 22 A.Colvin, S 25 P.Thompson, S 26 J.Wilson, CB 29 L.Pitts, RB 30 C.Grant, RB 33 C.Ivory, LS 43 M.Overton, LB 52 D.Payne, LB 55 L.McCray, DE 56 D.Fowler, OL 69 T.Shatley, OL 72 J.Wells, TE 80 J.O'Shaughnessy, TE 83 B.Koyack, WR 84 K.Cole, DE 94 D.Smoot, DT 96 M.Bennett, DT 99 E.Ankou

Did Not Play

QB 16 M.Cassel

Did Not Play

QB 7 C.Henne, CB 23 T.Patmon

Not Active

CB 24 K.Reed, CB 33 T.Smith, S 37 J.Cyprien, OLB 44 J.Carroway, LB 50 N.Palmer, G/C 61 C.Levin, OLB 92 K.Dodd

Not Active

RB 24 T.Yeldon, CB 31 J.Myrick, S 35 C.Pryor, LB 53 B.Brown, OL 73 J.Walker, OL 75 W.Poehls, DT 92 S.Day

Field Goals (made () & missed)

Player	(40)	(41)	(26)	J.Myers	(43)	OT	Total
R.Succop							
VISITOR:	Tennessee Titans	3	3	17	14	0	37
HOME:	Jacksonville Jaguars	3	0	0	13	0	16

Scoring Plays

Team	Qtr	Time	Play Description (Extra Point) (Drive Info)	Visitor	Home
Jaguars	1	7:24	J.Myers 43 yd. Field Goal (12-51, 6:01)	0	3
Titans	1	2:16	R.Succop 40 yd. Field Goal (11-53, 5:08)	3	3
Titans	2	0:00	R.Succop 41 yd. Field Goal (10-38, 2:13)	6	3
Titans	3	9:24	R.Succop 26 yd. Field Goal (10-31, 4:40)	9	3
Titans	3	6:36	D.Henry 17 yd. run (R.Succop kick) (2-34, 0:46)	16	3
Titans	3	2:49	D.Walker 1 yd. run (R.Succop kick) (3-49, 1:34)	23	3
Titans	4	9:57	J.Smith 32 yd. pass from M.Mariota (R.Succop kick) (8-86, 5:19)	30	3
Jaguars	4	7:12	L.Fournette 1 yd. run (pass failed) (6-75, 2:45)	30	9
Titans	4	4:14	J.Fowler 3 yd. run (R.Succop kick) (6-25, 2:58)	37	9
Jaguars	4	2:11	A.Hurns 7 yd. pass from B.Bortles (J.Myers kick) (6-77, 2:03)	37	16

National Football League Game Summary

NFL Copyright © 2017 by The National Football League. All rights reserved. This summary and play-by-play is for the express purpose of assisting media in their coverage of the game; any other use of this material is prohibited without the written permission of the National Football League.

Updated: 9/18/2017

Paid Attendance: 61,709

Time: 3:02

Final Team Statistics

	Visitor Titans	Home Jaguars
TOTAL FIRST DOWNS	21	20
By Rushing	12	6
By Passing	9	13
By Penalty	0	1
THIRD DOWN EFFICIENCY	6-13-46%	6-13-46%
FOURTH DOWN EFFICIENCY	0-0-0%	0-0-0%
TOTAL NET YARDS	390	310
Total Offensive Plays (inc. times thrown passing)	64	61
Average gain per offensive play	6.1	5.1
NET YARDS RUSHING	179	99
Total Rushing Plays	36	25
Average gain per rushing play	5.0	4.0
Tackles for a loss-number and yards	1-1	1-1
NET YARDS PASSING	211	211
Times thrown - yards lost attempting to pass	1-4	2-12
Gross yards passing	215	223
PASS ATTEMPTS-COMPLETIONS-HAD INTERCEPTED	27-15-1	34-20-2
Avg gain per pass play (inc.# thrown passing)	7.5	5.9
KICKOFFS Number-In End Zone-Touchbacks	7-6-3	4-2-2
PUNTS Number and Average	3-41.7	5-49.2
Had Blocked	0	0
FGs - PATs Had Blocked	0-0	0-0
Net Punting Average	40.3	38.2
TOTAL RETURN YARDAGE (Not Including Kickoffs)	65	6
No. and Yards Punt Returns	2-55	1-4
No. and Yards Kickoff Returns	2-22	4-88
No. and Yards Interception Returns	2-10	1-2
PENALTIES Number and Yards	7-70	10-99
FUMBLES Number and Lost	0-0	2-1
TOUCHDOWNS	4	2
Rushing	3	1
Passing	1	1
EXTRA POINTS Made-Attempts	4-4	1-2
Kicking Made-Attempts	4-4	1-1
Passing Made-Attempts	0-0	0-1
FIELD GOALS Made-Attempts	3-3	1-1
RED ZONE EFFICIENCY	3-4-75%	2-2-100%
GOAL TO GO EFFICIENCY	2-3-67%	1-1-100%
SAFETIES	0	0
FINAL SCORE	37	16
TIME OF POSSESSION	30:46	29:14

First Quarter

JAX wins the coin toss and elects to defer. TEN elects to Receive, and JAX elects to defend the south goal.

J.Myers kicks 65 yards from JAX 35 to end zone, Touchback.

Tennessee Titans at 15:00

- 1-10-TEN 25 (15:00) D.Murray left end pushed ob at TEN 25 for no gain (M.Jack).
 2-10-TEN 25 (14:25) D.Murray up the middle to TEN 28 for 3 yards (M.Jackson).
 3-7-TEN 28 (13:41) (Shotgun) M.Mariota pass incomplete deep right to E.Decker.
 4-7-TEN 28 (13:36) B.Kern punts 42 yards to JAX 30, Center-B.Brinkley. M.Lee to JAX 34 for 4 yards (B.Brinkley).
PENALTY on JAX-J.Wilson, Illegal Block Above the Waist, 10 yards, enforced at JAX 34.

Jacksonville Jaguars at 13:25

- 1-10-JAX 24 (13:25) L.Fournette up the middle to JAX 29 for 5 yards (A.Williamson).
 2-5-JAX 29 (12:51) (Shotgun) B.Bortles up the middle to JAX 35 for 6 yards (K.Byard). R1
 1-10-JAX 35 (12:15) (Shotgun) C.Ivory up the middle to JAX 41 for 6 yards (D.Morgan).
 2-4-JAX 41 (11:37) B.Bortles pass incomplete short middle to L.Fournette [B.Orakpo].
 3-4-JAX 41 (11:33) (Shotgun) B.Bortles pass short middle to M.Lee to TEN 45 for 14 yards (A.Jackson). P2
 1-10-TEN 45 (11:02) L.Fournette up the middle to TEN 38 for 7 yards (W.Woodyard).
 2-3-TEN 38 (10:25) L.Fournette up the middle to TEN 36 for 2 yards (K.Klug).
 3-1-TEN 36 (9:47) C.Ivory up the middle to TEN 34 for 2 yards (W.Woodyard). R3
 1-10-TEN 34 (9:07) B.Bortles pass incomplete short right to B.Koyack (D.Morgan).
 2-10-TEN 34 (9:02) L.Fournette right end to TEN 35 for -1 yards (A.Jackson; W.Woodyard).
 3-11-TEN 35 (8:19) (Shotgun) B.Bortles pass short right to L.Fournette to TEN 25 for 10 yards (D.Searcy; W.Woodyard).
 4-1-TEN 25 (7:30) **J.Myers 43 yard field goal is GOOD, Center-M.Overton, Holder-B.Nortman.**

TEN 0 JAX 3, 12 plays, 51 yards, 6:01 drive, 7:36 elapsed

J.Myers kicks 65 yards from JAX 35 to end zone, Touchback.

Tennessee Titans at 7:24

- 1-10-TEN 25 (7:24) D.Murray left guard to TEN 29 for 4 yards (T.Smith).
 2-6-TEN 29 (6:47) D.Murray up the middle to TEN 33 for 4 yards (P.Posluszny).
 3-2-TEN 33 (6:01) (Shotgun) M.Mariota pass short middle to E.Decker to TEN 43 for 10 yards (A.Bouye). P1
 1-10-TEN 43 (5:20) (Shotgun) M.Mariota pass deep left to E.Decker to JAX 41 for 16 yards (A.Bouye). P2
 1-10-JAX 41 (4:36) D.Murray right end to JAX 37 for 4 yards (M.Jackson).
 2-6-JAX 37 (3:58) M.Mariota pass incomplete short left to D.Murray (M.Bennett).
 3-6-JAX 37 (3:52) (Shotgun) M.Mariota pass short left to D.Walker to JAX 29 for 8 yards (A.Colvin). P3
 1-10-JAX 29 (3:09) (Shotgun) D.Murray up the middle to JAX 22 for 7 yards (P.Posluszny; M.Jack).
 2-3-JAX 22 (2:28) (Shotgun) M.Mariota pass incomplete short left to C.Davis (A.Bouye).
 3-3-JAX 22 (2:24) (Shotgun) M.Mariota pass incomplete short left to E.Decker.
 4-3-JAX 22 (2:20) **R.Succop 40 yard field goal is GOOD, Center-B.Brinkley, Holder-B.Kern.**

TEN 3 JAX 3, 11 plays, 53 yards, 5:08 drive, 12:44 elapsed

R.Succop kicks 65 yards from TEN 35 to end zone, Touchback.

Jacksonville Jaguars at 2:16

- 1-10-JAX 25 (2:16) L.Fournette right end to JAX 29 for 4 yards (B.Orakpo).
 2-6-JAX 29 (1:43) C.Ivory left end to JAX 29 for no gain (B.Orakpo).
 3-6-JAX 29 (1:04) (Shotgun) B.Bortles pass incomplete short left to M.Lee [J.Casey].
 4-6-JAX 29 (:59) B.Nortman punts 52 yards to TEN 19, Center-M.Overton. A.Jackson to TEN 28 for 9 yards (D.Smoot).

Tennessee Titans at 0:47

- 1-10-TEN 28 (:47) *PENALTY on TEN-J.Conklin, False Start, 5 yards, enforced at TEN 28 - No Play.*
 1-15-TEN 23 (:47) D.Henry up the middle to TEN 26 for 3 yards (T.Smith).
 2-12-TEN 26 (:09) (Shotgun) M.Mariota right guard to TEN 33 for 7 yards (T.Smith).

END OF QUARTER

	Score	Time Poss	First Downs				Efficiencies	
			R	P	X	T	3 Down	4 Down
Tennessee Titans	3	7:30	0	3	0	3	2/4	0/0
Jacksonville Jaguars	3	7:30	2	1	0	3	2/4	0/0

Second Quarter

9/17/2017

Play By Play

Tennessee Titans continued.

- 3-5-TEN 33 (15:00) (Shotgun) M.Mariota sacked at TEN 29 for -4 yards (M.Jack).
 4-9-TEN 29 (14:27) B.Kern punts 42 yards to JAX 29, Center-B.Brinkley, out of bounds. TEN-T.Taylor was injured during the play. His return is Questionable.

Jacksonville Jaguars at 14:23

- 1-10-JAX 29 (14:23) (Shotgun) B.Bortles pass incomplete deep right to A.Hurns.
 2-10-JAX 29 (14:17) (Shotgun) L.Fournette up the middle to JAX 33 for 4 yards (J.Casey).
 3-6-JAX 33 (13:42) (Shotgun) B.Bortles pass incomplete short left to C.Ivory (J.Brown).
 4-6-JAX 33 (13:34) B.Nortman punts 53 yards to TEN 14, Center-M.Overton, fair catch by A.Jackson.

Tennessee Titans at 13:30

- 1-10-TEN 14 (13:30) M.Mariota pass short right to C.Davis to TEN 18 for 4 yards (E.Ankou) [D.Smoot].
 2-6-TEN 18 (12:47) D.Murray left end to TEN 18 for no gain (B.Church).
 3-6-TEN 18 (12:03) (Shotgun) M.Mariota pass incomplete short right to R.Matthews.
 4-6-TEN 18 (11:56) B.Kern punts 41 yards to JAX 41, Center-B.Brinkley, out of bounds.

Jacksonville Jaguars at 11:51

- 1-10-JAX 41 (11:51) L.Fournette up the middle to JAX 48 for 7 yards (K.Byard).
 2-3-JAX 48 (11:19) L.Fournette left end to 50 for 2 yards (L.Ryan).
 3-1-50 (10:43) (Shotgun) C.Ivory up the middle to TEN 48 for 2 yards (K.Klug). R4
1-10-TEN 48 (10:04) B.Bortles pass short right to C.Ivory to 50 for -2 yards (W.Woodyard; K.Byard).
PENALTY on JAX-M.Lewis, Illegal Use of Hands, 10 yards, enforced at TEN 48 - No Play.
 1-20-JAX 42 (9:40) (Shotgun) B.Bortles pass short right to C.Ivory to JAX 46 for 4 yards (L.Ryan).
 2-16-JAX 46 (9:00) (Shotgun) B.Bortles sacked at JAX 39 for -7 yards (B.Orakpo). FUMBLES (B.Orakpo), RECOVERED by TEN-E.Walden at JAX 39. E.Walden to JAX 39 for no gain (J.Parnell).

Tennessee Titans at 8:52

- 1-10-JAX 39 (8:52) (Shotgun) M.Mariota pass short right to J.Smith to JAX 41 for -2 yards (P.Posluszny).
 2-12-JAX 41 (8:14) (Shotgun) T.Taylor left end ran ob at JAX 24 for 17 yards (A.Colvin). R4
1-10-JAX 24 (7:40) (Shotgun) M.Mariota pass short middle intended for J.Smith INTERCEPTED by T.Smith at JAX 14. T.Smith to JAX 16 for 2 yards (D.Murray).

Jacksonville Jaguars at 7:33

- 1-10-JAX 16 (7:33) C.Grant left end to JAX 29 for 13 yards (W.Woodyard). R5
1-10-JAX 29 (6:53) L.Fournette up the middle pushed ob at JAX 32 for 3 yards (L.Ryan).
PENALTY on TEN-L.Ryan, Unnecessary Roughness, 15 yards, enforced at JAX 32. X6
1-10-JAX 47 (6:31) (Shotgun) C.Ivory up the middle to 50 for 3 yards (W.Woodyard).
 2-7-50 (5:55) C.Ivory up the middle to TEN 46 for 4 yards (J.Brown).
 3-3-TEN 46 (5:14) (Shotgun) B.Bortles pass short right to M.Lee to TEN 38 for 8 yards (A.Jackson). P7
1-10-TEN 38 (4:39) B.Bortles scrambles left end to TEN 32 for 6 yards (B.Orakpo).
 2-4-TEN 32 (4:00) B.Bortles pass incomplete short right to L.Fournette.
 3-4-TEN 32 (3:53) (Shotgun) B.Bortles pass short left to M.Lee to TEN 27 for 5 yards (L.Sims). P8
1-10-TEN 27 (3:14) C.Ivory right end pushed ob at TEN 27 for no gain (E.Walden).
PENALTY on JAX-C.Ivory, Face Mask (15 Yards), 15 yards, enforced at TEN 27 - No Play.
Penalty on JAX-J.Parnell, Offensive Holding, declined.
 1-25-TEN 42 (2:59) (Shotgun) L.Fournette left end to TEN 42 for no gain (K.Byard; D.Morgan).
 2-25-TEN 42 (2:21) (Shotgun) B.Bortles pass short middle intended for M.Lee INTERCEPTED by C.Riley (A.Williamson) at TEN 37. C.Riley to TEN 39 for 2 yards (M.Lee).

Tennessee Titans at 2:13

- 1-10-TEN 39 (2:13) (Shotgun) M.Mariota pass short middle to D.Murray to TEN 42 for 3 yards (T.Smith; Y.Ngakoue).

Two-Minute Warning

- 2-7-TEN 42 (2:00) (Shotgun) M.Mariota pass short left to E.Decker to TEN 48 for 6 yards (A.Colvin).
 3-1-TEN 48 (1:19) D.Henry up the middle to 50 for 2 yards (E.Ankou). R5
 Timeout #1 by TEN at 01:14.
1-10-50 (1:14) (Shotgun) M.Mariota pass incomplete deep left to C.Davis.
 2-10-50 (1:09) (Shotgun) M.Mariota scrambles right end ran ob at JAX 43 for 7 yards (M.Jack).
 3-3-JAX 43 (1:01) (Shotgun) M.Mariota pass short middle to R.Matthews to JAX 28 for 15 yards (B.Church). P6
1-10-JAX 28 (:40) (No Huddle, Shotgun) M.Mariota pass incomplete short right.

Tennessee Titans vs Jacksonville Jaguars at Everbank Field

- 2-10-JAX 28 (:34) (Shotgun) M.Mariota scrambles right end ran ob at JAX 21 for 7 yards (J.Ramsey).
PENALTY on TEN-J.Conklin, Offensive Holding, 10 yards, enforced at JAX 28 - No Play.
- 2-20-JAX 38 (:27) (Shotgun) M.Mariota pass short right to D.Murray to JAX 26 for 12 yards (J.Ramsey).
PENALTY on TEN-T.Lewan, Illegal Use of Hands, 10 yards, enforced at JAX 38 - No Play.
- 2-30-JAX 48 (:19) (Shotgun) M.Mariota pass deep middle to R.Matthews to JAX 28 for 20 yards (A.Bouye).
 Timeout #2 by TEN at 00:10.
- 3-10-JAX 28 (:10) (Shotgun) *PENALTY on JAX-D.Fowler, Defensive Offside, 5 yards, enforced at JAX 28 - No Play.*
- 3-5-JAX 23 (:10) (Shotgun) M.Mariota pass incomplete short right.
- 4-5-JAX 23 (:04) **R.Succop 41 yard field goal is GOOD, Center-B.Brinkley, Holder-B.Kern.**

TEN 6 JAX 3, 10 plays, 38 yards, 1 penalty, 2:13 drive, 15:00 elapsed

END OF QUARTER	Score	Time Poss	First Downs				Efficiencies	
			R	P	X	T	3 Down	4 Down
Tennessee Titans	6	5:48	2	1	0	3	2/5	0/0
Jacksonville Jaguars	3	9:12	2	2	1	5	3/4	0/0

Third Quarter

9/17/2017

Play By Play

JAX elects to Receive, and TEN elects to defend the North goal.

R.Succop kicks 68 yards from TEN 35 to JAX -3. C.Grant to JAX 25 for 28 yards (B.Trawick).

Jacksonville Jaguars at 15:00, (1st play from scrimmage 14:54)

1-10-JAX 25 (14:54) (Shotgun) L.Fournette up the middle to JAX 29 for 4 yards (J.Casey).

2-6-JAX 29 (14:16) (Shotgun) B.Bortles pass incomplete short middle to M.Lewis.

3-6-JAX 29 (14:12) (Shotgun) B.Bortles pass deep middle intended for M.Lee INTERCEPTED by D.Searcy at JAX 47. D.Searcy to JAX 39 for 8 yards (A.Hurns).

Tennessee Titans at 14:04

1-10-JAX 39 (14:04) (Shotgun) D.Murray up the middle to JAX 39 for no gain (P.Posluszny).

2-10-JAX 39 (13:29) (Shotgun) T.Taylor left end to JAX 40 for -1 yards (T.Smith).

3-11-JAX 40 (12:52) (Shotgun) M.Mariota pass deep left to D.Walker to JAX 21 for 19 yards (B.Church). P7

1-10-JAX 21 (12:09) (Shotgun) M.Mariota scrambles right end pushed ob at JAX 17 for 4 yards (M.Jack).

2-6-JAX 17 (11:39) (Shotgun) M.Mariota right end to JAX 9 for 8 yards. R8

1-9-JAX 9 (10:55) (Shotgun) D.Murray right end to JAX 6 for 3 yards (C.Campbell).*PENALTY on TEN-J.Conklin, Illegal Block Above the Waist, 10 yards, enforced at JAX 6.*

Timeout #1 by TEN at 10:24.

1-16-JAX 16 (10:24) (Shotgun) M.Mariota pass incomplete short left. Mariota threw the ball away.

2-16-JAX 16 (10:18) M.Mariota pass short left to R.Matthews to JAX 8 for 8 yards (T.Gipson; T.Smith).

3-8-JAX 8 (9:30) (Shotgun) M.Mariota pass incomplete short left to R.Matthews.

4-8-JAX 8 (9:27) **R.Succop 26 yard field goal is GOOD, Center-B.Brinkley, Holder-B.Kern.****TEN 9 JAX 3, 10 plays, 31 yards, 4:40 drive, 5:36 elapsed**

R.Succop kicks 65 yards from TEN 35 to end zone, Touchback.

Jacksonville Jaguars at 9:24

1-10-JAX 25 (9:24) L.Fournette right end pushed ob at JAX 28 for 3 yards (A.Jackson).

PENALTY on JAX-J.O'Shaughnessy, Offensive Holding, 10 yards, enforced at JAX 25 - No Play.

1-20-JAX 15 (9:03) (Shotgun) L.Fournette up the middle to JAX 16 for 1 yard (W.Woodyard).

2-19-JAX 16 (8:25) (Shotgun) B.Bortles pass short left to M.Lee to JAX 21 for 5 yards (W.Woodyard; K.Byard).

3-14-JAX 21 (7:44) (Shotgun) B.Bortles pass incomplete short left to M.Lewis (K.Byard).

4-14-JAX 21 (7:39) B.Nortman punts 59 yards to TEN 20, Center-M.Overton. A.Jackson ran ob at JAX 34 for 46 yards (T.Bohanon).

Tennessee Titans at 7:22

1-10-JAX 34 (7:22) M.Mariota pass short right to D.Walker pushed ob at JAX 17 for 17 yards (T.Smith). P9

1-10-JAX 17 (6:43) **D.Henry up the middle for 17 yards, TOUCHDOWN.** R10

R.Succop extra point is GOOD, Center-B.Brinkley, Holder-B.Kern.

TEN 16 JAX 3, 2 plays, 34 yards, 0:46 drive, 8:24 elapsed

R.Succop kicks 66 yards from TEN 35 to JAX -1. C.Grant to JAX 18 for 19 yards (A.Wallace).

*PENALTY on JAX-P.Posluszny, Offensive Holding, 9 yards, enforced at JAX 18.***Jacksonville Jaguars at 6:36, (1st play from scrimmage 6:30)**

1-10-JAX 9 (6:30) (Shotgun) B.Bortles pass short right to K.Cole to JAX 20 for 11 yards (A.Jackson). TEN-A.Jackson was injured during the play. P9

1-10-JAX 20 (6:08) (Shotgun) L.Fournette left end to JAX 21 for 1 yard (D.Jones).

2-9-JAX 21 (5:27) (Shotgun) B.Bortles pass short right to M.Lee pushed ob at JAX 33 for 12 yards (L.Ryan).

PENALTY on JAX-A.Hurns, Offensive Pass Interference, 10 yards, enforced at JAX 21 - No Play.

2-19-JAX 11 (5:05) (Shotgun) B.Bortles pass incomplete short middle to L.Fournette.

3-19-JAX 11 (5:00) (Shotgun) B.Bortles sacked at JAX 6 for -5 yards (D.Morgan).

4-24-JAX 6 (4:32) B.Nortman punts 43 yards to JAX 49, Center-M.Overton, out of bounds.

Tennessee Titans at 4:23

1-10-JAX 49 (4:23) M.Mariota pass deep left to T.Taylor to JAX 7 for 42 yards (A.Bouye). P11

1-7-JAX 7 (3:37) (Shotgun) D.Henry up the middle to JAX 1 for 6 yards (B.Church).

Timeout #2 by TEN at 02:53.

2-1-JAX 1 (2:53) **D.Walker right end for 1 yard, TOUCHDOWN.** R12*PENALTY on JAX-J.Ramsey, Unnecessary Roughness, 15 yards, enforced between downs.*

R.Succop extra point is GOOD, Center-B.Brinkley, Holder-B.Kern.

Tennessee Titans vs Jacksonville Jaguars at Everbank Field

TEN 23 JAX 3, 3 plays, 49 yards, 1:34 drive, 12:11 elapsed

R.Succop kicks 49 yards from 50 to JAX 1. K.Cole to JAX 15 for 14 yards (T.Taylor).

Jacksonville Jaguars at 2:49, (1st play from scrimmage 2:44)

- 1-10-JAX 15 (2:44) (Shotgun) B.Bortles pass short middle to M.Lee pushed ob at JAX 31 for 16 yards (D.Searcy). P10
- 1-10-JAX 31 (2:18) (Shotgun) B.Bortles pass short left to K.Cole to JAX 36 for 5 yards (L.Sims). FUMBLES (L.Sims), ball out of bounds at JAX 33.
- 2-8-JAX 33 (1:53) (Shotgun) B.Bortles pass incomplete short right to K.Cole.
- 3-8-JAX 33 (1:47) (Shotgun) B.Bortles pass deep right to A.Hurns ran ob at JAX 49 for 16 yards. P11
- 1-10-JAX 49 (1:24) (Shotgun) B.Bortles pass short right to C.Ivory to JAX 47 for -2 yards (W.Woodyard).
- 2-12-JAX 47 (:57) (Shotgun) B.Bortles pass short middle to C.Ivory to TEN 48 for 5 yards (W.Woodyard).
PENALTY on JAX-C.Robinson, Illegal Use of Hands, 10 yards, enforced at JAX 47 - No Play.
- 2-22-JAX 37 (:35) (Shotgun) B.Bortles pass incomplete deep left to M.Lee.
- 3-22-JAX 37 (:30) (Shotgun) B.Bortles pass incomplete deep left to M.Lee.
- 4-22-JAX 37 (:23) B.Nortman punts 39 yards to TEN 24, Center-M.Overton, fair catch by A.Jackson.
PENALTY on TEN-D.Bates, Offensive Holding, 10 yards, enforced at TEN 24.

Tennessee Titans at 0:16

- 1-10-TEN 14 (:16) D.Henry left end to TEN 19 for 5 yards (T.Gipson).

END OF QUARTER

		Time	First Downs				Efficiencies	
	Score	Poss	R	P	X	T	3 Down	4 Down
Tennessee Titans	23	7:16	3	3	0	6	1/2	0/0
Jacksonville Jaguars	3	7:44	0	3	0	3	1/5	0/0

Fourth Quarter

9/17/2017

Play By Play

Tennessee Titans continued.

2-5-TEN 19	(15:00) D.Henry left end to TEN 33 for 14 yards (J.Ramsey).	R13
<u>1-10-TEN 33</u>	(14:20) D.Henry up the middle to TEN 39 for 6 yards (T.Smith).	
2-4-TEN 39	(13:37) D.Henry left end to 50 for 11 yards (J.Ramsey).	R14
<u>1-10-50</u>	(12:52) D.Henry left end pushed ob at JAX 48 for 2 yards (T.Gipson).	
	<i>PENALTY on JAX-D.Smoot, Defensive Offside, 5 yards, enforced at 50 - No Play.</i>	
1-5-JAX 45	(12:22) D.Henry up the middle to JAX 43 for 2 yards (C.Campbell).	
2-3-JAX 43	(11:44) D.Henry up the middle to JAX 39 for 4 yards (B.Church).	R15
<u>1-10-JAX 39</u>	(11:13) M.Mariota pass deep right to D.Walker to JAX 22 for 17 yards (M.Jack).	P16
<u>1-10-JAX 22</u>	(10:30) D.Henry up the middle to JAX 22 for no gain (E.Ankou).	
	<i>PENALTY on TEN-B.Jones, Offensive Holding, 10 yards, enforced at JAX 22 - No Play.</i>	
1-20-JAX 32	(10:08) M.Mariota pass short right to J.Smith for 32 yards, TOUCHDOWN.	P17
	R.Succop extra point is GOOD, Center-B.Brinkley, Holder-B.Kern.	

TEN 30 JAX 3, 8 plays, 86 yards, 1 penalty, 5:19 drive, 5:03 elapsed

R.Succop kicks 65 yards from TEN 35 to end zone, Touchback.

Jacksonville Jaguars at 9:57, (1st play from scrimmage 9:56)

1-10-JAX 25	(9:56) (Shotgun) B.Bortles pass short middle to M.Lee to JAX 34 for 9 yards (A.Jackson).	
2-1-JAX 34	(9:34) (No Huddle, Shotgun) B.Bortles pass short middle to C.Ivory to TEN 37 for 29 yards (B.McCain).	P12
<u>1-10-TEN 37</u>	(8:59) (No Huddle, Shotgun) B.Bortles pass short middle to A.Hurns to TEN 23 for 14 yards (C.Riley).	P13
<u>1-10-TEN 23</u>	(8:31) (No Huddle, Shotgun) B.Bortles pass short middle to A.Hurns to TEN 7 for 16 yards (L.Ryan) [J.Casey].	P14
<u>1-7-TEN 7</u>	(7:50) (Shotgun) B.Bortles scrambles up the middle to TEN 1 for 6 yards (A.Williamson).	
2-1-TEN 1	(7:15) (No Huddle, Shotgun) L.Fournette up the middle for 1 yard, TOUCHDOWN.	R15
	(Pass formation) TWO-POINT CONVERSION ATTEMPT. B.Bortles pass to A.Hurns is incomplete. ATTEMPT FAILS.	

TEN 30 JAX 9, 6 plays, 75 yards, 2:45 drive, 7:48 elapsed
--

J.Myers kicks outside 12 yards from JAX 35 to JAX 47. E.Decker to JAX 25 for 22 yards (C.Grant).

Tennessee Titans at 7:12, (1st play from scrimmage 7:06)

1-10-JAX 25	(7:06) D.Henry right end to JAX 18 for 7 yards (M.Bennett).	
2-3-JAX 18	(6:28) D.Henry up the middle to JAX 15 for 3 yards (P.Posluszny).	R18
<u>1-10-JAX 15</u>	(5:44) M.Mariota pass incomplete short right. Mariota threw the ball away.	
2-10-JAX 15	(5:37) D.Henry left end pushed ob at JAX 6 for 9 yards (A.Bouye).	
3-1-JAX 6	(5:05) D.Henry up the middle to JAX 3 for 3 yards (A.Bouye).	R19
<u>1-3-JAX 3</u>	(4:17) J.Fowler up the middle for 3 yards, TOUCHDOWN.	R20
	R.Succop extra point is GOOD, Center-B.Brinkley, Holder-B.Kern.	

TEN 37 JAX 9, 6 plays, 25 yards, 2:58 drive, 10:46 elapsed

R.Succop kicks 69 yards from TEN 35 to JAX -4. C.Grant to JAX 23 for 27 yards (P.Supernaw).

Jacksonville Jaguars at 4:14, (1st play from scrimmage 4:07)

1-10-JAX 23	(4:07) (Shotgun) B.Bortles pass deep middle to A.Hurns to JAX 43 for 20 yards (K.Byard) [D.King].	P16
<u>1-10-JAX 43</u>	(3:43) (No Huddle, Shotgun) B.Bortles pass short middle to L.Fournette to TEN 46 for 11 yards (A.Williamson).	P17
<u>1-10-TEN 46</u>	(3:23) (No Huddle, Shotgun) B.Bortles scrambles left end to TEN 35 for 11 yards.	R18
<u>1-10-TEN 35</u>	(3:01) (No Huddle, Shotgun) B.Bortles pass short middle to M.Lee to TEN 16 for 19 yards (D.Searcy; L.Sims).	P19
<u>1-10-TEN 16</u>	(2:38) (No Huddle, Shotgun) B.Bortles pass short middle to A.Hurns to TEN 7 for 9 yards (A.Williamson; K.Byard).	
2-1-TEN 7	(2:15) (No Huddle, Shotgun) B.Bortles pass short right to A.Hurns for 7 yards, TOUCHDOWN.	P20
	J.Myers extra point is GOOD, Center-M.Overton, Holder-B.Nortman.	

TEN 37 JAX 16, 6 plays, 77 yards, 2:03 drive, 12:49 elapsed
--

J.Myers kicks 45 yards from JAX 35 to TEN 20. E.Weems to TEN 20 for no gain (K.Cole).

Tennessee Titans at 2:11, (1st play from scrimmage 2:07)

1-10-TEN 20	(2:07) D.Fluellen left guard to TEN 24 for 4 yards (C.Campbell).	
	Timeout #1 by JAX at 02:02.	
2-6-TEN 24	(2:02) D.Fluellen left guard to TEN 34 for 10 yards (B.Church).	R21

Two-Minute Warning

Tennessee Titans vs Jacksonville Jaguars at Everbank Field

1-10-TEN 34 (1:56) D.Fluellen up the middle to TEN 38 for 4 yards (C.Campbell).

2-6-TEN 38 (1:12) M.Mariota kneels to TEN 37 for -1 yards.

3-7-TEN 37 (:31) M.Mariota kneels to TEN 36 for -1 yards.

END OF QUARTER

	Score	Time Poss	First Downs				Efficiencies	
			R	P	X	T	3 Down	4 Down
Tennessee Titans	37	10:12	7	2	0	9	1/2	0/0
Jacksonville Jaguars	16	4:48	2	7	0	9	0/0	0/0

Final Defensive Statistics

Tennessee Titans	Regular Defensive Plays											Special Teams					Misc				
	TKL	AST	COMB	SK	/ YDS	TFL	Q	IN	PD	FF	FR	TKL	AST	FF	FR	BL	TKL	AST	FF	FR	
W.Woodyard	6	3	9	0	0	1	0	0	0	0	0	0	0	0	0	0	0	0	0	0	0
K.Byard	3	3	6	0	0	0	0	0	1	0	0	0	0	0	0	0	0	0	0	0	0
A.Jackson	4	1	5	0	0	0	0	0	0	0	0	0	0	0	0	0	0	0	0	0	0
B.Orakpo	4	0	4	1	7	0	1	0	0	1	0	0	0	0	0	0	0	0	0	0	0
L.Ryan	4	0	4	0	0	0	0	0	0	0	0	0	0	0	0	0	0	0	0	0	0
A.Williamson	3	1	4	0	0	0	0	0	1	0	0	0	0	0	0	0	0	0	0	0	0
D.Morgan	2	1	3	1	5	1	1	0	1	0	0	0	0	0	0	0	0	0	0	0	0
L.Sims	2	1	3	0	0	0	0	0	0	1	0	0	0	0	0	0	0	0	0	0	0
D.Searcy	1	2	3	0	0	0	0	1	1	0	0	0	0	0	0	0	0	0	0	0	0
J.Casey	2	0	2	0	0	0	2	0	0	0	0	0	0	0	0	0	0	0	0	0	0
K.Klug	2	0	2	0	0	0	0	0	0	0	0	0	0	0	0	0	0	0	0	0	0
J.Brown	1	0	1	0	0	0	0	0	1	0	0	0	0	0	0	0	0	0	0	0	0
C.Riley	1	0	1	0	0	0	0	1	1	0	0	0	0	0	0	0	0	0	0	0	0
D.Jones	1	0	1	0	0	0	0	0	0	0	0	0	0	0	0	0	0	0	0	0	0
B.McCain	1	0	1	0	0	0	0	0	0	0	0	0	0	0	0	0	0	0	0	0	0
D.King	0	0	0	0	0	0	1	0	0	0	0	0	0	0	0	0	0	0	0	0	0
E.Walden	0	0	0	0	0	0	0	0	0	0	1	0	0	0	0	0	0	0	0	0	0
B.Brinkley	0	0	0	0	0	0	0	0	0	0	0	1	0	0	0	0	0	0	0	0	0
B.Trawick	0	0	0	0	0	0	0	0	0	0	0	1	0	0	0	0	0	0	0	0	0
A.Wallace	0	0	0	0	0	0	0	0	0	0	0	1	0	0	0	0	0	0	0	0	0
T.Taylor	0	0	0	0	0	0	0	0	0	0	0	1	0	0	0	0	0	0	0	0	0
P.Supernaw	0	0	0	0	0	0	0	0	0	0	0	1	0	0	0	0	0	0	0	0	0
D.Murray	0	0	0	0	0	0	0	0	0	0	0	0	0	0	0	0	1	0	0	0	0
Total	37	12	49	2	12	2	5	2	6	2	1	5	0	0	0	0	1	0	0	0	0

TKL = Tackle AST = Assist COMB = Combined QH=QB Hit IN = Interception PD = Pass Defense FF = Forced Fumble FR = Fumble Recovery

Jacksonville Jaguars	Regular Defensive Plays											Special Teams					Misc				
	TKL	AST	COMB	SK	/ YDS	TFL	QH	IN	PD	FF	FR	TKL	AST	FF	FR	BL	TKL	AST	FF	FR	
T.Smith	6	2	8	0	0	1	0	1	1	0	0	0	0	0	0	0	0	0	0	0	0
A.Bouye	6	0	6	0	0	0	0	0	1	0	0	0	0	0	0	0	0	0	0	0	0
B.Church	6	0	6	0	0	0	0	0	0	0	0	0	0	0	0	0	0	0	0	0	0
M.Jack	5	1	6	1	4	1	1	0	0	0	0	0	0	0	0	0	0	0	0	0	0
P.Posluszny	4	1	5	0	0	1	0	0	0	0	0	0	0	0	0	0	0	0	0	0	0
C.Campbell	4	0	4	0	0	0	0	0	0	0	0	0	0	0	0	0	0	0	0	0	0
A.Colvin	3	0	3	0	0	0	0	0	0	0	0	0	0	0	0	0	0	0	0	0	0
M.Jackson	2	0	2	0	0	0	0	0	0	0	0	0	0	0	0	0	0	0	0	0	0
E.Ankou	2	0	2	0	0	0	0	0	0	0	0	0	0	0	0	0	0	0	0	0	0
J.Ramsey	2	0	2	0	0	0	0	0	0	0	0	0	0	0	0	0	0	0	0	0	0
T.Gipson	1	1	2	0	0	0	0	0	0	0	0	0	0	0	0	0	0	0	0	0	0
M.Bennett	1	0	1	0	0	0	0	0	1	0	0	0	0	0	0	0	0	0	0	0	0
Y.Ngakoue	0	1	1	0	0	0	0	0	0	0	0	0	0	0	0	0	0	0	0	0	0
D.Smoot	0	0	0	0	0	0	1	0	0	0	0	1	0	0	0	0	0	0	0	0	0
T.Bohanon	0	0	0	0	0	0	0	0	0	0	0	1	0	0	0	0	0	0	0	0	0
C.Grant	0	0	0	0	0	0	0	0	0	0	0	1	0	0	0	0	0	0	0	0	0
K.Cole	0	0	0	0	0	0	0	0	0	0	0	1	0	0	0	0	0	0	0	0	0
J.Parnell	0	0	0	0	0	0	0	0	0	0	0	0	0	0	0	0	1	0	0	0	0
M.Lee	0	0	0	0	0	0	0	0	0	0	0	0	0	0	0	0	1	0	0	0	0
A.Hurns	0	0	0	0	0	0	0	0	0	0	0	0	0	0	0	0	1	0	0	0	0
Total	42	6	48	1	4	3	2	1	3	0	0	4	0	0	0	0	3	0	0	0	0

Ball Possession And Drive Chart

Tennessee Titans

#	Time Recd	Time Lost	Time Poss	How Ball Obtained	Drive Began	# Play	Yds Gain	Yds Pen	Net Yds	1st Down	Last Scrm	How Given Up
1	15:00	13:25	1:35	Kickoff	TEN 25	3	3	0	3	0	TEN 28	Punt
2	7:24	2:16	5:08	Kickoff	TEN 25	11	53	0	53	3	JAX 22	Field Goal
3	0:47	14:23	1:24	Punt	TEN 28	3	6	-5	1	0	TEN 29	Punt
4	13:30	11:51	1:39	Punt	TEN 14	3	4	0	4	0	TEN 18	Punt
5	8:52	7:33	1:19	Fumble	JAX 39	3	15	0	15	1	JAX 24	Interception
6	2:13	0:00	2:13	Interception	TEN 39	10	53	-15	38	2	JAX 23	Field Goal
7	14:04	9:24	4:40	Interception	JAX 39	10	41	-10	31	2	* JAX 8	Field Goal
8	7:22	6:36	0:46	Punt	JAX 34	2	34	0	34	2	* JAX 17	Touchdown
9	4:23	2:49	1:34	Punt	JAX 49	3	49	0	49	2	* JAX 1	Touchdown
10	0:16	9:57	5:19	Punt	TEN 14	8	91	-5	86	5	JAX 32	Touchdown
11	7:12	4:14	2:58	Kickoff	JAX 25	6	25	0	25	3	* JAX 3	Touchdown
12	2:11	0:00	2:11	Kickoff	TEN 20	5	16	0	16	1	TEN 37	End of Game

(479) Average TEN 40

Jacksonville Jaguars

#	Time Recd	Time Lost	Time Poss	How Ball Obtained	Drive Began	# Play	Yds Gain	Yds Pen	Net Yds	1st Down	Last Scrm	How Given Up
1	13:25	7:24	6:01	Punt	JAX 24	12	51	0	51	3	TEN 25	Field Goal
2	2:16	0:47	1:29	Kickoff	JAX 25	3	4	0	4	0	JAX 29	Punt
3	14:23	13:30	0:53	Punt	JAX 29	3	4	0	4	0	JAX 33	Punt
4	11:51	8:52	2:59	Punt	JAX 41	5	8	-10	-2	1	JAX 46	Fumble
5	7:33	2:13	5:20	Interception	JAX 16	10	42	0	42	4	TEN 42	Interception
6	15:00	14:04	0:56	Kickoff	JAX 25	3	4	0	4	0	JAX 29	Interception
7	9:24	7:22	2:02	Kickoff	JAX 25	3	6	-10	-4	0	JAX 21	Punt
8	6:36	4:23	2:13	Kickoff	JAX 9	4	7	-10	-3	1	JAX 6	Punt
9	2:49	0:16	2:33	Kickoff	JAX 15	7	32	-10	22	2	JAX 37	Punt
10	9:57	7:12	2:45	Kickoff	JAX 25	6	75	0	75	4	* TEN 1	Touchdown
11	4:14	2:11	2:03	Kickoff	JAX 23	6	77	0	77	5	* TEN 7	Touchdown

(257) Average JAX 23

* inside opponent's 20

Time of Possession by Quarter		1st	2nd	3rd	4th	OT	Total
Visitor	Tennessee Titans	7:30	5:48	7:16	10:12		30:46
Home	Jacksonville Jaguars	7:30	9:12	7:44	4:48		29:14
Kickoff Drive No.-Start Average		Titans: 3 - TEN 23		Jaguars: 7 - JAX 21			

Miscellaneous Statistics Report

Tennessee Titans vs Jacksonville Jaguars
9/17/2017 at Everbank Field

Ten Longest Plays for Tennessee Titans

Yards	Qtr	Play Start	Play Description
42	3	1-10-JAX 49	(4:23) M.Mariota pass deep left to T.Taylor to JAX 7 for 42 yards (A.Bouye).
32	4	1-20-JAX 32	(10:08) M.Mariota pass short right to J.Smith for 32 yards, TOUCHDOWN.
20	2	2-30-JAX 48	(:19) (Shotgun) M.Mariota pass deep middle to R.Matthews to JAX 28 for 20 yards (A.Bouye).
19	3	3-11-JAX 40	(12:52) (Shotgun) M.Mariota pass deep left to D.Walker to JAX 21 for 19 yards (B.Church).
17	2	2-12-JAX 41	(8:14) (Shotgun) T.Taylor left end ran ob at JAX 24 for 17 yards (A.Colvin).
17	3	1-10-JAX 34	(7:22) M.Mariota pass short right to D.Walker pushed ob at JAX 17 for 17 yards (T.Smith).
17	3	1-10-JAX 17	(6:43) D.Henry up the middle for 17 yards, TOUCHDOWN.
17	4	1-10-JAX 39	(11:13) M.Mariota pass deep right to D.Walker to JAX 22 for 17 yards (M.Jack).
16	1	1-10-TEN 43	(5:20) (Shotgun) M.Mariota pass deep left to E.Decker to JAX 41 for 16 yards (A.Bouye).
15	2	3-3-JAX 43	(1:01) (Shotgun) M.Mariota pass short middle to R.Matthews to JAX 28 for 15 yards (B.Church).

Ten Longest Plays for Jacksonville Jaguars

Yards	Qtr	Play Start	Play Description
29	4	2-1-JAX 34	(9:34) (No Huddle, Shotgun) B.Bortles pass short middle to C.Ivory to TEN 37 for 29 yards (B.McCain).
20	4	1-10-JAX 23	(4:07) (Shotgun) B.Bortles pass deep middle to A.Hurns to JAX 43 for 20 yards (K.Byard) [D.King].
19	4	1-10-TEN 35	(3:01) (No Huddle, Shotgun) B.Bortles pass short middle to M.Lee to TEN 16 for 19 yards (D.Searcy; L.Sims).
18	2	1-10-JAX 29	(6:53) L.Fournette up the middle pushed ob at JAX 32 for 3 yards (L.Ryan).
16	3	3-8-JAX 33	(1:47) (Shotgun) B.Bortles pass deep right to A.Hurns ran ob at JAX 49 for 16 yards.
16	3	1-10-JAX 15	(2:44) (Shotgun) B.Bortles pass short middle to M.Lee pushed ob at JAX 31 for 16 yards (D.Searcy).
16	4	1-10-TEN 23	(8:31) (No Huddle, Shotgun) B.Bortles pass short middle to A.Hurns to TEN 7 for 16 yards (L.Ryan) [J.Casey].
14	1	3-4-JAX 41	(11:33) (Shotgun) B.Bortles pass short middle to M.Lee to TEN 45 for 14 yards (A.Jackson).
14	4	1-10-TEN 37	(8:59) (No Huddle, Shotgun) B.Bortles pass short middle to A.Hurns to TEN 23 for 14 yards (C.Riley).
13	2	1-10-JAX 16	(7:33) C.Grant left end to JAX 29 for 13 yards (W.Woodyard).

Touchdown Scoring Information

		Offense	Defense	Special Teams
VISITOR	Tennessee Titans	4	0	0
HOME	Jacksonville Jaguars	2	0	0

Player Scoring Information

Club	Player	TD	Rush TD	Rec TD	KO TD	Punt TD	Int TD	Fum TD	Misc TD	FG	XP	2Pt Rush	2Pt Rec	Sfty	Points
TEN	R.Succop	0	0	0	0	0	0	0	0	3	4	0	0	0	13
TEN	D.Walker	0	1	0	0	0	0	0	0	0	0	0	0	0	6
TEN	J.Fowler	0	1	0	0	0	0	0	0	0	0	0	0	0	6
TEN	D.Henry	0	1	0	0	0	0	0	0	0	0	0	0	0	6
TEN	J.Smith	0	0	1	0	0	0	0	0	0	0	0	0	0	6
JAX	L.Fournette	0	1	0	0	0	0	0	0	0	0	0	0	0	6
JAX	A.Hurns	0	0	1	0	0	0	0	0	0	0	0	0	0	6
JAX	J.Myers	0	0	0	0	0	0	0	0	1	1	0	0	0	4

Possession Detail

	First Half		Second Half		Game	
	Visitor	Home	Visitor	Home	Visitor	Home
Largest Lead	3	3	28	0	28	3
Drives Leading	0	0	6	0	6	0
Time of Possession Leading	0:00	0:00	17:28	0:00	17:28	0:00
Largest Deficit	-3	-3	0	-28	-3	-28
Drives Trailing	1	0	0	6	1	6
Time of Possession Trailing	5:08	0:00	0:00	12:32	5:08	12:32
Times Score Tied Up		1		0		1
Lead Changes		2		0		2

Playtime Percentage

Percent of playtime per player on offense, defense and special teams

Tennessee Titans					Jacksonville Jaguars				
		Offense	Defense	Special Teams			Offense	Defense	Special Teams
Q Spain	G	68 100%		7 25%	B Linder	C	67 100%		2 7%
J Conklin	T	68 100%		7 25%	P Onameh	G	67 100%		2 7%
J Kline	G	68 100%		7 25%	A Cann	G	67 100%		2 7%
M Mariota	QB	68 100%			J Parnell	T	67 100%		2 7%
B Jones	C	68 100%			B Bortles	QB	67 100%		
T Lewan	T	67 99%		7 25%	C Robinson	T	67 100%		
D Walker	TE	56 82%		2 7%	A Hurns	WR	59 88%		
R Matthews	WR	48 71%			M Lee	WR	58 87%		3 11%
E Decker	WR	44 65%		2 7%	M Lewis	TE	54 81%		2 7%
J Smith	TE	37 54%		2 7%	K Cole	WR	44 66%		14 50%
D Murray	RB	37 54%			L Fournette	RB	40 60%		
D Henry	RB	30 44%			C Ivory	RB	27 40%		
P Supernaw	TE	25 37%		15 54%	B Koyack	TE	19 28%		1 4%
C Davis	WR	23 34%			J O'Shaughnessy	TE	12 18%		19 68%
T Taylor	WR	12 18%		11 39%	A Benn	WR	9 13%		19 68%
J Fowler	FB	11 16%			T Bohanon	FB	9 13%		15 54%
D Kelly	T	10 15%		7 25%	C Grant	RB	3 4%		19 68%
D Fluellen	RB	5 7%		18 64%	M McCaffrey	WR	1 1%		
E Weems	WR	3 4%		16 57%	M Jack	LB		68 100%	7 25%
K Byard	FS		67 100%	7 25%	B Church	SS		68 100%	7 25%
L Ryan	CB		66 99%	7 25%	T Gipson	FS		68 100%	7 25%
A Williamson	LB		60 90%	2 7%	J Ramsey	CB		68 100%	7 25%
A Jackson	CB		57 85%	9 32%	T Smith	LB		68 100%	7 25%
D Morgan	LB		46 69%		A Bouye	CB		66 97%	7 25%
W Woodyard	LB		44 66%	5 18%	C Campbell	DE		64 94%	8 29%
B Orakpo	LB		44 66%		A Jones	NT		46 68%	14 50%
D Searcy	SS		43 64%	4 14%	M Jackson	DT		45 66%	
J Casey	DT		40 60%	2 7%	P Posluszny	LB		44 65%	12 43%
E Walden	LB		36 54%	2 7%	Y Ngakoue	DE		42 62%	7 25%
D Jones	DE		32 48%	10 36%	A Colvin	CB		24 35%	7 25%
L Sims	CB		30 45%	16 57%	E Ankou	NT		22 32%	1 4%
J Brown	LB		30 45%	9 32%	D Fowler	DE		21 31%	
C Riley	FS		26 39%	12 43%	M Bennett	DE		18 26%	6 21%
A Johnson	NT		23 34%	3 11%	D Smoot	DE		16 24%	7 25%
S Williams	NT		22 33%	1 4%	P Thompson	FS			19 68%
B McCain	CB		20 30%	11 39%	J Wilson	SS			19 68%
K Klug	DT		20 30%	7 25%	D Payne	LB			16 57%
D King	DE		18 27%	3 11%	L Pitts	CB			14 50%
A Wallace	LB		13 19%	16 57%	L McCray	LB			12 43%
B Trawick	FS			21 75%	B Nortman	P			7 25%
D Bates	LB			19 68%	M Overton	LS			7 25%
R Succop	K			14 50%	J Myers	K			6 21%
B Brinkley	LS			10 36%	T Shatley	C			2 7%
B Kern	P			10 36%	J Wells	T			2 7%
B Schwenke	C			7 25%					



JACKSONVILLE JAGUARS (1-0) VS. TENNESSEE TITANS (0-1)

SUNDAY, SEPTEMBER 17, 2017 | 1 P.M. EDT | EVERBANK FIELD | JACKSONVILLE, FLA.



- 2 Jason Myers K
- 3 Brad Nortman P
- 5 Blake Bortles QB
- 7 Chad Henne QB
- 11 Marqise Lee WR
- 17 Arrelious Benn WR
- 19 Max McCaffrey WR
- 20 Jalen Ramsey CB
- 21 A.J. Bouye CB
- 22 Aaron Colvin CB
- 23 Tyler Patmon CB
- 24 T.J. Yeldon RB
- 25 Peyton Thompson S
- 26 Jarrod Wilson S
- 27 Leonard Fournette RB
- 29 Lafayette Pitts CB
- 30 Corey Grant RB
- 31 Jalen Myrick CB
- 33 Chris Ivory RB
- 35 Calvin Pryor S
- 39 Tashaun Gipson S
- 40 Tommy Bohanon FB
- 42 Barry Church S
- 43 Matt Overton LS
- 44 Myles Jack LB
- 50 Telvin Smith LB
- 51 Paul Posluszny LB
- 52 Donald Payne LB
- 53 Blair Brown LB
- 55 Lerentee McCray LB
- 56 Dante Fowler Jr. DE
- 60 A.J. Cann OL
- 65 Brandon Linder OL
- 69 Tyler Shatley OL
- 72 Josh Wells OL
- 73 Josh Walker OL
- 74 Cam Robinson OL
- 75 William Poehls OL
- 77 Patrick Omameh OL
- 78 Jerme Parnell OL
- 80 James O'Shaughnessy TE
- 83 Ben Koyack TE
- 84 Keelan Cole WR
- 88 Allen Hurns WR
- 89 Mercedes Lewis TE
- 91 Yannick Ngakoue DE
- 92 Sheldon Day DT
- 93 Calais Campbell DL
- 94 Dawuane Smoot DE
- 95 Abry Jones DT
- 96 Michael Bennett DT
- 97 Malik Jackson DL
- 99 Eli Ankou DT



- 4 Ryan Succop K
- 6 Brett Kern P
- 8 Marcus Mariota QB
- 13 Taywan Taylor WR
- 14 Eric Weems WR
- 16 Matt Cassel QB
- 18 Rishard Matthews WR
- 21 Da'Norris Searcy S
- 22 Derrick Henry RB
- 23 Brice McCain CB
- 24 Kalan Reed CB
- 25 Adoree' Jackson CB
- 26 Logan Ryan CB
- 29 DeMarco Murray RB
- 31 Kevin Byard S
- 32 David Fluellen RB
- 33 Tye Smith CB
- 35 Curtis Riley DB
- 36 LeShaun Sims CB
- 37 Johnathan Cyprien S
- 41 Brynden Trawick S
- 44 Josh Carraway OLB
- 45 Jalston Fowler FB
- 48 Beau Brinkley LS
- 50 Nate Palmer LB
- 52 Aaron Wallace OLB
- 53 Daren Bates LB
- 54 Avery Williamson LB
- 55 Jayon Brown LB
- 59 Wesley Woodyard LB
- 60 Ben Jones C
- 61 Corey Levin G/C
- 62 Brian Schwenke C/G
- 64 Josh Kline G
- 67 Quinton Spain G
- 71 Dennis Kelly G/T
- 77 Taylor Lewan T
- 78 Jack Conklin T
- 81 Jonnu Smith TE
- 82 Delanie Walker TE
- 84 Corey Davis WR
- 87 Eric Decker WR
- 89 Phillip Supernaw TE
- 90 DaQuan Jones DL
- 91 Derrick Morgan OLB
- 92 Kevin Dodd OLB
- 93 Erik Walden OLB
- 94 Austin Johnson DL
- 95 David King DE
- 96 Sylvester Williams NT
- 97 Karl Klug DL
- 98 Brian Orakpo OLB
- 99 Jurrell Casey DT

JAGUARS OFFENSE

WR	11 Marqise Lee	17 Arrelious Benn	
LT	74 Cam Robinson	72 Josh Wells	77 Patrick Omameh
LG	77 Patrick Omameh	73 Josh Walker	
C	65 Brandon Linder	69 Tyler Shatley	
RG	60 A.J. Cann	69 Tyler Shatley	
RT	78 Jerme Parnell	75 William Poehls	77 Patrick Omameh
TE	89 Mercedes Lewis	83 Ben Koyack	80 James O'Shaughnessy
WR	88 Allen Hurns	<u>84 Keelan Cole</u>	19 Max McCaffrey
QB	5 Blake Bortles	7 Chad Henne	
RB	27 Leonard Fournette/33 Chris Ivory/24 T.J. Yeldon		30 Corey Grant
FB	40 Tommy Bohanon		

JAGUARS DEFENSE

DE	91 Yannick Ngakoue	56 Dante Fowler Jr.	<u>94 Dawuane Smoot</u>
NT	95 Abry Jones	<u>99 Eli Ankou</u>	
DT	97 Malik Jackson	92 Sheldon Day	
DE	93 Calais Campbell	96 Michael Bennett	
WLB	50 Telvin Smith	<u>53 Blair Brown</u>	
MLB	51 Paul Posluszny	<u>52 Donald Payne</u>	
SLB	44 Myles Jack	55 Lerentee McCray	
LCB	20 Jalen Ramsey	37 Tyler Patmon	29 Lafayette Pitts
FS	39 Tashaun Gipson	25 Peyton Thompson	
SS	42 Barry Church	47 Jarrod Wilson	35 Calvin Pryor
RCB	21 A.J. Bouye	22 Aaron Colvin	<u>31 Jalen Myrick</u>

TITANS DEFENSE

DE	90 DaQuan Jones	95 David King	
NT	96 Sylvester Williams	94 Austin Johnson	
DT	99 Jurrell Casey	97 Karl Klug	
OLB	91 Derrick Morgan	92 Kevin Dodd	52 Aaron Wallace
ILB	59 Wesley Woodyard	<u>55 Jayon Brown</u>	
ILB	54 Avery Williamson	50 Nate Palmer	53 Daren Bates
OLB	98 Brian Orakpo	93 Erik Walden	<u>44 Josh Carraway</u>
CB	36 LeShaun Sims	<u>25 Adoree' Jackson</u>	24 Kalan Reed
SS	37 Johnathan Cyprien	21 Da'Norris Searcy	
FS	31 Kevin Byard	35 Curtis Riley	41 Brynden Trawick
CB	26 Logan Ryan	23 Brice McCain	33 Tye Smith

TITANS OFFENSE

WR	18 Rishard Matthews	<u>13 Taywan Taylor</u>	14 Eric Weems
TE	82 Delanie Walker	89 Phillip Supernaw	<u>81 Jonnu Smith</u>
LT	77 Taylor Lewan	71 Dennis Kelly	
LG	67 Quinton Spain	<u>61 Corey Levin</u>	
C	60 Ben Jones	62 Brian Schwenke	
RG	64 Josh Kline	<u>61 Corey Levin</u>	
RT	78 Jack Conklin	71 Dennis Kelly	
WR	84 Corey Davis	87 Eric Decker	
QB	8 Marcus Mariota	16 Matt Cassel	
FB	45 Jalston Fowler		
RB	29 DeMarco Murray	22 Derrick Henry	32 David Fluellen

JAGUARS SPECIALISTS

K	2 Jason Myers	
P	3 Brad Nortman	
LS	43 Matt Overton	
PH	3 Brad Nortman	
KR	11 Marqise Lee	30 Corey Grant
PR	11 Marqise Lee	<u>31 Jalen Myrick</u>

TITANS SPECIALISTS

K	4 Ryan Succop	6 Brett Kern	
P	6 Brett Kern	4 Ryan Succop	
LS	48 Beau Brinkley	60 Ben Jones	<u>81 Jonnu Smith</u>
PH	6 Brett Kern	16 Matt Cassel	
KR	14 Eric Weems	<u>25 Adoree' Jackson</u>	
PR	25 Adoree' Jackson	14 Eric Weems	

INACTIVES

1. _____
2. _____
3. _____
4. _____
5. _____
6. _____
7. _____

JAGUARS PRONUNCIATION GUIDE

Eli Ankou	EE-lee ANN-koo	Patrick Omameh	oh-MAH-may
Arrelious Ben	a-REEL-ee-us	Jerme Parnell	Jeremy
A.J. Bouye	BOY-yay	William Poehls	pails
A.J. Cann	CAN	Paul Posluszny	puz-LUZ-nee
Calais Campbell	kuh-LAY-us	James O'Shaughnessy	O-SEAN-uh-see
Tashaun Gipson	tuh-SHAWN	Dawuane Smoot	duh-won
Abry Jones	A-bree	Jarrod Wilson	Jared
Yannick Ngakoue	yah-NEEK in-GAH-kway		

Rookie

TODAY'S OFFICIALS

Referee	Ed Hochuli (85)
Umpire	Shawn Smith (14)
Down Judge	Greg Bradley (98)
Line Judge	Rusty Baynes (59)
Field Judge	Dale Shaw (104)
Side Judge	Alex Kemp (55)
Back Judge	Scott Helverson (93)
Replay Official	Tom Sifferman

TITANS PRONUNCIATION GUIDE

Kevin Byard	BY-urd	Marcus Mariota	MAR-ee-OH-tah
Johnathan Cyprien	SIP-ree-en	Kalan Reed	KAY-lin
DaQuan Jones	Day-QUAN	Jonnu Smith	JAH-new
Karl Klug	KLOOG	Ryan Succop	SUCK-up
Corey Levin	LEH-vin	Brynden Trawick	TRAH-wick
Taylor Lewan	leh-WAHN		

INACTIVES

1. _____
2. _____
3. _____
4. _____
5. _____
6. _____
7. _____



LAST WEEK'S GAME CLIPS

TITANS DISPLAY "WANT TO" APPROACH IN WIN OVER SEAHAWKS

BY JIM WYATT
TITANS ONLINE
SEPTEMBER 24, 2017

NASHVILLE, Tenn. – A fistfight turned into a shootout on Sunday at Nissan Stadium, and the Titans had more bullets.

The 33-27 win over the Seahawks not only gave the Titans their second straight win, it also offered further proof this team knows how to win tough games.

"I think the "want to" is different this year," tight end Delanie Walker said. "Guys understand we can be a good team, and we want to win. In previous years I think we had it in us, but the "want to" wasn't there. This year, you see us finishing games, and I love that.

"The success (we've had) is the key. When you taste it, you don't want to lose it."

Following a season when the Titans won nine games -- beating five eventual playoff teams along the way -- the team dropped this year's season-opener to the Raiders.

In the past two weeks, however, the Titans have shown more of a killer instinct, especially in the second half of games. In Jacksonville, the Titans scored 31 of their 37 points in the second half to pull away. On Sunday, the Titans scored 24 points in the second half -- including touchdowns on three straight drives -- to beat the Seahawks, and improve to 2-1.

"This was a big, big win," guard Quinton Spain said. "Props to Seattle, they have a good team. But I felt like we kept pounding and pounding and it paid off."

Quarterback Marcus Mariota completed 20-of-32 passes for 225 yards and two touchdowns in the game.

In eight career games, Mariota now has 20 touchdowns, three interceptions and a passer rating of 119.0. His passer rating on Sunday was 104.3.

Running back DeMarco Murray, who missed two practices this week because of a hamstring injury, ran for 115 yards and a touchdown -- a beautiful 75-yard run.

"It was a win we needed to have against a good football team at home," Titans coach Mike Mularkey said. "I'm glad we won at home, with our fans. I thought it was a great atmosphere with our fans, a great day to come see and watch. ... That's what we are capable of doing if we can put three phases of football together and play good football."

After a defensive battle in the first half, the Titans provided a bunch of fireworks in the second half.

It started with a 55-yard touchdown pass from Mariota to receiver Rishard Matthews, who picked up a key block from tackle Taylor Lewan close to the line of scrimmage and then a clearing block from tight end Phillip Supernaw -- on two Seahawks -- downfield.

"That's the culture of this team, and that's the culture of this offense," Supernaw said. "We want to hustle, and finish plays. It's what we do every day in practice."

On the team's next possession, rookie tight end Jonnu Smith scored his second touchdown in as many weeks by catching a pass from Mariota and racing 24 yards for a touchdown to make it 23-14.

Then came the big run from Murray, who raced 75 yards to his left and then downfield for a touchdown to make it 30-14 with 1:34 left in the third quarter.

"Great blocking, and when I got the edge I wanted to use a little speed and make it happen," Murray said. "It was a collective effort by the entire team."

After a touchdown pass from Seattle quarterback Russell Wilson to tight end Luke Willson trimmed the lead to 30-20, Titans kicker Ryan Succop made his fourth field goal of the lead to give the Titans a 33-20 lead in the fourth quarter. A touchdown pass from Wilson to Paul Richardson made it 33-27 with 1:50 left.

Walker recovered the ensuing onside kick, and the Titans ran out the clock.

The two teams exchanged punches in the first half.

The Titans took a 3-0 lead early in the second quarter on a 24-yard field goal by Succop, which capped off an 11-play, 61-yard drive. Receiver Eric Decker's 17-yard catch on third-and-15 kept the drive alive, but a pair of penalties on Decker caused the drive to stall near the goalline.

Decker was called for holding on what would have been a 14-yard touchdown run by Mariota.

The Titans stretched the lead to 6-0 on another Succop field goal, this one from 37 yards. On the drive, a scrum erupted on the Titans sideline after Seahawks cornerback Richard Sherman hit Mariota late and out of bounds, which resulted in several players being penalized.

The Seahawks took the lead late in the first half, scoring on a four-yard touchdown pass from Wilson to receiver Doug Baldwin to take a 7-6 lead.

But the Titans quickly drove down the field, and Succop made his third field goal of the game, from 47 yards, to give the Titans a 9-7 lead on the final play of the half.

An 80-yard punt return for a touchdown by Adoree' Jackson was called back because of an illegal block by running back David Fluellen.

The Titans travel to Houston next Sunday to face the Texans.

“It’s huge,” Mariota said of the win, “but it’s one game. It’s good momentum, but we’ve got to turn our attention to Houston. But that’s part of it. This is our process, this is the step that we need to make and I’m glad we were able to do it.”

#

TITANS QB MARCUS MARIOTA DELIVERS KNOCKOUT PUNCH

**BY JIM WYATT
TITANS ONLINE
SEPTEMBER 24, 2017**

NASHVILLE, Tenn. – Marcus Mariota didn't whine about it.

The Titans quarterback was on the receiving end of a late – some called it “dirty” -- hit from Seahawks cornerback Richard Sherman on the sideline and out of bounds on Sunday.

“It's part of the game,” Mariota said.

But in the end, Mariota made the Seahawks pay.

With a big second half, Mariota guided the Titans to a 33-27 win over the Seahawks. Mariota completed 20-of-32 passes on the day, for 225 yards and a pair of touchdowns.

In the process, he continued to have his way against NFC opponents. In eight career games, Mariota now has 20 touchdowns, three interceptions and a passer rating of 119.0. His passer rating on Sunday was 104.3.

“Marcus got better as the game went on,” Titans coach Mike Mularkey said. “It says a lot about who he is and what kind of player he is. He sticks to what we are trying to do and trusts us with the play-calling. He knows we always have a chance, and we'll never be out of a game as long as he's our quarterback.”

It probably says a lot about Mariota how his teammates came rushing to the scene after the hit by Sherman, but more on that in a minute.

In the second half on Sunday, Mariota completed a 55-yard touchdown pass to receiver Rishard Matthews. He also connected with rookie tight end Jonnu Smith for a 24-yard touchdown while guiding three straight touchdown-scoring drives in the third quarter. DeMarco

Murray's 75-yard touchdown run gave the Titans a 30-14 lead after the team trailed 14-9 early in the third.

“We started executing in the second half,” Matthews said. “And Marcus started to get on a roll.”

Perhaps an additional emotional spark was lit when Sherman hit Mariota on the Titans sideline.

Lewan got in Sherman's face, and he was quickly surrounded by tackle Jack Conklin, guard Quinton Spain and several others. Tight end Jonnu Smith rushed to the scene as well. Four players were called for unnecessary roughness, and Lewan voiced his displeasure to Sherman again after the game.

“I can only imagine,” Titans coach Mike Mularkey said when asked what he thinks Lewan told Sherman in their facemask-to-facemask encounter.

After the game, Sherman defended himself when speaking to reporters.

“He was still in bounds so I play until the blow of the whistle,” Sherman said. “If the quarterback slides, or kind of gives himself up or does something like that, then you stop. But if there's still yards that he's gaining, you're taught to play to the whistle. It's so crazy the way the game is nowadays. (Marcus) came up to me and said good hit because he understood that I'm playing until the blow of the whistle. I'm not waiting until you took a step out of bounds.”

“It's a game of inches and you can't give up anything, and it's just one of those plays. It's football. It seems like the world is getting a lot softer in terms of the way it's officiated and the way it's seen, but it's football at the end of the day.”

Mariota said he was “very humbled” to see all the bodyguards.

“That's really all I strive to be, is the best teammate that I can be,” Mariota said. “I appreciate all the effort of the guys. That means a lot.”

Several Titans said they didn't like the hit on Mariota.

And they weren't going to let it slide.

The Titans walked away with a win on a day when they let everyone know they have their quarterback's back.

“You know, Marcus is one of our leaders,” tight end Delanie Walker said. “We look up to him, he runs this offense. When we see something like that happen to our quarterback of course you are going to see a melee like you seen. The o-linemen and everybody is going to protect him.”

“We don't like to see stuff like that. I am sure he wasn't trying to be dirty, but it happened. We don't need that kind of stuff.”

###

**TITANS PROMOTE WR
DARIUS JENNINGS,
RELEASE WR ZACH
PASCAL**

***BY JIM WYATT
TITANS ONLINE
SEPTEMBER 23, 2017***

NASHVILLE, Tenn. — The Titans have promoted receiver Darius Jennings from the practice squad to the active roster.

To make room on the 53-man roster, the Titans waived receiver Zach Pascal.

Jennings, who played in college at Virginia, spent time with the Browns, Bears and Jets before joining the Titans this offseason.

Jennings (5-10, 180) has four games of NFL experience and has 14 receptions for 117 yards.

The Titans face the Seahawks at Nissan Stadium on Sunday.

###

**TITANS 33 SEAHAWKS 27:
DEMARCO MURRAY'S
LONG TD AMONG 5
QUICK OBSERVATIONS**

**BY JASON WOLF
THE TENNESSEAN
SEPTEMBER 24, 2017**

Five observations from the Titans' 33-27 victory against the Seahawks on Sunday at Nissan Stadium, which improved Tennessee's record to 2-1.

Titans' offense starts slow, finishes strong once again

Marcus Mariota struggled with accuracy, particularly in the first half, just like last weekend in Jacksonville. The Titans went three-and-out on their first four possessions against the Seahawks. But Mariota guided Tennessee into field goal range for a 9-7 lead at halftime and came alive in the third quarter, connecting with Rishard Matthews for a 55-yard touchdown on a screen pass and Jonnu Smith for a 24-yard score. The Titans scored on five consecutive possessions.

Murray starts, breaks 75-yard touchdown run

DeMarco Murray was questionable to play with a hamstring injury, but started and enjoyed his first 100-yard rushing game of the season, punctuating the outing with a 75-yard touchdown run in the third quarter. Fullback Jalston Fowler blocked two players on the run, one near the line of scrimmage and another down the field.

Titans' defense contains Wilson

The Titans only sacked Russell Wilson once, when linebacker Erik Walden crushed him in the second quarter, but maintained consistent pressure on the elusive Seahawks quarterback. Brian Orakpo batted a pass on the first possession, a point of emphasis this week. Wesley Woodyard nearly dropped Wilson midway through the fourth quarter.

Wilson was called for intentional grounding on the play.

Sherman goes bonkers

The Seahawks' star cornerback was flagged for three penalties on a single play, including unsportsmanlike conduct, wiping out Kam Chancellor's first-quarter interception of Mariota. Later, he drilled Mariota late and out of bounds, which the Titans didn't particularly appreciate. Sherman was flagged for unnecessary roughness, but wasn't ejected.

Jackson remains spark plug on special teams

Titans rookie cornerback Adoree' Jackson had an 80-yard punt return touchdown in the second quarter wiped out by a block in the back penalty called on running back David Fluellen. Jackson continues to be a spark plug for the Titans' offense. In the third quarter, a 15-yard punt return gave the Titans the ball at their own 46-yard line. Smith scored five plays later, giving Tennessee a two-score lead.

###

**TITANS KEEP RUSSELL
WILSON UNDER SIEGE
ALL DAY: BEST AND
WORST FROM THE GAME**

**BY JOE REXRODE
THE TENNESSEAN
SEPTEMBER 24, 2017**

The best and worst from the Titans' 33-27 win over the Seattle Seahawks on Sunday at Nissan Stadium.

BEST

DEMARCO MURRAY: The safe money all week was on Murray missing Sunday's game after he re-aggravated a hamstring injury that kept him out of much of the preseason. Not only did Murray play, but he also started. Not only did he start, but he also had his best game of the season with 115 yards on 14 carries. Included was a meandering 75-yard touchdown run in the third quarter to help the Titans create safe cushion.

OFFENSIVE CREATIVITY: Titans offensive coordinator Terry Robiskie had the Jacksonville Jaguars grasping at air several times in last week's 37-16 rout, and Sunday's touchdown that gave the Titans breathing room was another beauty involving rookie tight end Jonnu Smith. Smith lined up at fullback with the Titans in a "jumbo" look, Dennis Kelly in as a third offensive tackle. Rookie receiver Taywan Taylor came left in motion and Marcus Mariota faked a sweep to him, with Smith leaking out to the right on a wheel route. He was all alone for a 24-yard touchdown pass to make it 23-14 in the third quarter. On the same possession, the Titans ran a Wildcat play with Murray taking the shotgun snap and handing off to Derrick Henry.

TITANS PASS RUSH: The stats will show a grand total of one sack. Don't be fooled by that. The number 10 is a more reflective stat – that's how many times the Titans hit Russell Wilson on pass plays. The Titans were all over Wilson, caving

in Seattle's subpar offensive line regularly and necessitating Wilson escapes and rushed throws. The most impressive play was Jurrell Casey twisting into the backfield on a three-man rush in the fourth quarter, forcing Wilson to heave a prayer to the end zone that went unanswered.

THE QUARTERBACKS: For all that trouble, Wilson still ended up 29-for-49 for 373 yards and four touchdowns. A completion he made while practically on the ground was a perfect glimpse of how difficult he is to defend. Meanwhile, Mariota overcame a slow start to finish 20-for-32 for 225 yards and the two touchdowns. He was in full command once things got going, and he chipped in 27 rushing yards (Wilson had 26).

WORST

RICHARD SHERMAN'S BEHAVIOR: Yes, everyone knows Sherman is an outspoken, emotional and often entertaining personality in this league, and the screaming tantrum he unleashed on officials after a pass-interference call was par for the course. But the way he tried to use his helmet as a weapon in taking a shot at Mariota on the sideline was quite unimpressive.

OFFICIATING: Ron Torbert's crew was way too much of the story in general, and they took way too long to discuss calls way too many times. Both teams had some beefs Sunday, as usual, but the block-in-the-back call on Titans running back David Fluellen – wiping out Adoree' Jackson's 80-yard punt return for a touchdown – was huge. And based on the replay, it was disputable.

###

**RICHARD SHERMAN HITS
MARCUS MARIOTA OUT
OF BOUNDS, SAYS
'WORLD IS GETTING A
LOT SOFTER'**

**BY JASON WOLF
THE TENNESSEAN
SEPTEMBER 25, 2017**

Seahawks cornerback Richard Sherman helped awaken the Titans' offense when he drilled quarterback Marcus Mariota late and out of bounds with about nine minutes remaining in the second quarter of what turned into Tennessee's 33-27 victory Sunday at Nissan Stadium.

"He's our quarterback," Titans running back DeMarco Murray said. "He's our leader of this team, and we don't want anyone taking cheap shots at him. So I think that definitely fueled us up a little bit."

Titans coach Mike Mularkey and quarterback Marcus Mariota break down their 33-27 win over the Seattle Seahawks at Nissan Stadium.

Several Titans rushed to Mariota's aid, including right tackle Jack Conklin and left guard Quinton Spain, as a scuffle broke out along the Tennessee sideline.

Sherman was called for unnecessary roughness, his second personal foul of the game. But penalties offset on the play, and he was not ejected.

"Nothing surprises me anymore," Titans coach Mike Mularkey said about the officials allowing Sherman to remain in the game. "I asked (the officials) how they thought we should react when they do something like that. Do they think we're going to take that? There's no way we're going to take that. We'll never take that. I'll be disappointed if we don't retaliate when somebody does that."

The Titans, who kicked a field goal on the previous drive to take a 3-0 lead, continued to score on six of the next seven possessions.

Sherman, whose left foot was already out of bounds when he launched himself into Mariota at the end of a four-yard scramble to the Seattle 36-yard line, defended his actions after the game.

"He was still in bounds so I play until the blow of the whistle," Sherman said. "If the quarterback slides or kind of gives himself up or does something like that, then you stop. But if there's still yards that he's gaining, you're taught to play to the whistle.

"It's so crazy the way the game is nowadays. (Mariota) came up to me and said 'good hit' because he understood that I'm playing till the blow of the whistle. I'm not waiting until you took two steps out of bounds. It's a game of inches and you can't give up anything, and it's just one of those plays. It's football. It seems like the world is getting a lot softer in terms of the way it's officiated and the way it's seen, but it's football and the end of the day."

Sherman was called for three penalties on one play earlier in the game. Two were accepted, including holding and unsportsmanlike conduct.

Mariota said the late hit was "part of the game," but appreciated his teammates rushing to his defense.

"Very humbled," Mariota said. "That's all I really strive to be, is the best teammate that I can be. I appreciate the fort of the guys. That means a lot."

As for whether Sherman apologized to him after the game?

"Nope."

###

ESPN TITANS BLOG

BY CAMERON WOLFE
ESPN
SEPTEMBER 24, 2017

TITANS' RISHARD MATTHEWS TO WEAR 'WE ARE ONE' CLEATS

NASHVILLE, Tenn. -- Tennessee Titans WR Rishard Matthews will use his cleats as a way to express his feelings about racial inequality and President Donald Trump's verbal attack on NFL players and those who protest.

Matthews' red, white and blue cleats read "We are One" and "We all bleed the Same."

This is an evolving stance for Matthews, who initially was against the protests Colin Kaepernick started last season due to the wide receiver's ties to the military. Matthews' brother died while serving his country as a private defense contractor in Afghanistan.

Once Matthews got to the core of the protests, though, he realized that he could be pro-military and still express his views on racial inequality.

"We're men that play football. We're not just football players," Matthews told ESPN last month, noting that protests have been discussed among several black Titans players.

Since the start of the 2016 season, Titans defensive tackle Jurrell Casey and linebacker Wesley Woodyard have been raising their right fists after the national anthem in protest of police brutality and racial inequality.

Matthews has also posted several tweets speaking against Trump's condemnation of NFL players who protest.

TITANS LOOK LIKE A CONTENDER AFTER PUSHING SEAHAWKS AROUND

NASHVILLE, Tenn. -- Sunday, the former bullies became the bullied. It wasn't long ago that the Seattle Seahawks were beating teams the way the Tennessee Titans beat them on Sunday, a complete performance anchored by a demoralizing rushing game and a confident quarterback.

It was arguably the most impressive win in the young smashmouth Titans era, given the opponent and method of victory. The Titans gained confidence throughout the first half, and then an explosive third quarter showed the identity of what this team wants to be. The Titans held on after a late Seahawks rally for a 33-27 win.

DeMarco Murray looked healthier than he has all season in running for 115 yards, including a winding 75-yard touchdown set up by great blocks and vision. The offensive line completely shut down the Seahawks' defensive front. Marcus Mariota played smart, winning football and finished 20-of-32 for 225 yards and two touchdowns, with no turnovers.

What it means: The Titans are who we thought they were. A season-opening loss at home to the Raiders may have rattled some confidence, but back-to-back wins over the Jaguars and Seahawks re-establish them as the trendy newcomer among AFC contenders. They took some haymakers on Sunday and responded with more consistent jabs and hooks.

What I liked: Despite first-half struggles (17 carries for 30 yards), Tennessee refused to abandon the run game. It finally got the big one to pop with Murray's long touchdown. That was the longest run against the Seahawks since 2009, before Pete Carroll took over as head coach. Tennessee's offensive line wore down the Seahawks' defense. The Titans finished with 195 rushing yards, more than the Seahawks allowed in any game last season.

What I didn't like: For the second straight week, a strong defensive performance got spoiled by some

late touchdowns. Tennessee has to finish off opponents a little better on that side of the ball. Seattle scored two touchdowns in the fourth quarter and kept fighting until the end. The Titans allowed a previously struggling Russell Wilson to throw for 373 yards and four touchdowns. Also, the late hit by Seahawks cornerback Richard Sherman on Mariota isn't what this league needs.

Fantasy fallout: This was supposed to be a big week for Derrick Henry after Murray didn't do much due to his hamstring injury. Henry had a decent day for a backup back -- 64 total yards -- but it was Murray who rewarded fantasy owners. Henry may be a touchdown-dependent flex option if Murray remains healthy. Rishard Matthews, a consistent clutch target for Mariota, had a big fantasy day with six catches for 87 yards and a touchdown. He should be worthy of a start while Corey Davis (hamstring) is out.

Rookie impact: It won't show up on the stat sheet, but Adoree' Jackson is a legitimate weapon as a returner. He had a punt-return touchdown called back on a questionable call for a block in the back, but he's a natural as a returner. He's a good bet to take one or more to the house this season.

What's next: The Titans get a chance to solidify their spot as the AFC South's best team on the road against the defending division champion Houston Texans. It's another test of winning games in the division, which has been a problem in previous seasons. Deshaun Watson presents another headache as a running quarterback.

PROTECTING MARCUS MARIOTA BRINGS THE NASTY OUT OF TITANS

NASHVILLE, Tenn. -- Tennessee Titans left tackle Taylor Lewan was helmet-to-helmet screaming in Seattle Seahawks cornerback Richard Sherman's face. For a moment, it was unclear what would happen next. Titans quarterback Marcus Mariota had been laid out on

a late hit by Sherman. A scrum ensued. No one would have been shocked if punches had started flying. This was Lewan -- and he doesn't play games when it comes to his quarterback.

Eventually the situation was diffused, with a surprising call of offsetting penalties. The Titans' offensive line had sent a message. They'll do just about anything to defend their quarterback.

"Marcus is our guy. We're going to protect him no matter what," Titans right tackle Jack Conklin said. "That got us fired up."

It was one of the few times that Mariota was touched by the Seahawks' defense on Sunday. The Titans' offensive line didn't allow a sack or a quarterback hit inside of the pocket in their 33-27 win. It was an impressive effort against a stout Seattle defensive line.

This was easily the offensive line's best performance of the season, as it made gaping holes to spring the running and screen game throughout the second half. All five of the offensive linemen -- Lewan, left guard Quinton Spain, center Ben Jones, right guard Josh Kline and Conklin -- had good games paving the way for 195 rushing yards and keeping the pocket clean.

Titans coach Mike Mularkey was proud of his offensive line for defending their quarterback and was a little surprised that no one got ejected on that play.

"Do they think we're going to take that? There's no way we're going to take that. We'll never take that," Mularkey said. "I'll be disappointed if we don't retaliate when someone does something like that."

Physicality and toughness have been calling cards for the Titans this season. They still remember the consequences of failing to protect Mariota. It was just last year that Mariota suffered his broken leg on a routine sack. They want him for 17-plus games this season.

As he often does, Mariota took the high road. He told Sherman, "Good hit," after the play and noted afterward that it's "part of the game."

Sherman said he believed that Mariota was still in bounds when he made his hit.

"I'm not waiting until you took two steps out of bounds. It's a game of inches, and you can't give up anything, and it's just one of those plays. It's football," Sherman said. "It seems like the world is getting a lot softer in terms of the way it's officiated and the way it's seen."

The Titans didn't feel that way, as they fell short of calling it an intentional dirty hit but noted that it was unnecessary and late. Fortunately for the Titans, the response became more important than the hit. It showed how important Mariota is to his teammates.

For that, Mariota felt "very humbled," and he admitted that he appreciated the effort of the guys defending him. It's a reaction he has earned due to his presence on and off the field. And it won't go away anytime soon.

###

TITANS SEE 33-27 WIN OVER SEAHAWKS AS PROOF THEY CAN COMPETE

**BY TERESA M. WALKER
ASSOCIATED PRESS
SEPTEMBER 24, 2017**

NASHVILLE, Tenn. (AP) — The Tennessee Titans believe they can play with the NFL's best this season, and a big win over the Seattle Seahawks is just the latest proof to back them up.

The Titans scored 24 points in the second half and ran over the Seahawks for 195 yards Sunday for a 33-27 victory. They've now won two straight for their best start since opening 3-1 in 2013.

"These are the games we talk about," Pro Bowl defensive tackle Jurrell Casey said. "Playoff teams and championship teams. If you beat them, that puts you in a good spot going through the season. We know what type of team we are. We know we can play with the big dogs. Now we just have to crush the rest of the people in our way."

Marcus Mariota threw for 225 yards and two touchdowns, while DeMarco Murray ran for 115 yards, including a 75-yard TD run as the Titans (2-1) rallied with 21 straight points after the Seahawks took their last lead at 14-9.

"It really is a measuring stick for us moving forward, playing a team like that with a great defense and a great QB," Titans linebacker Brian Orakpo said.

The Seahawks (1-2) finally got their offense scoring touchdowns, with Russell Wilson throwing for 373 yards and four touchdowns, but now their hard-hitting defense is struggling to stop the run. Seattle coach Pete Carroll was surprised to see his Seahawks give up three touchdowns all 24 yards or longer.

"Right now, it's kind of spotty and not consistent enough," Carroll said.

"We've got a big challenge, and we've got to get together."

Here are some things to know about the Titans' win over Seattle:

JOINT ANTHEM DECISION

The Titans and Seahawks texted each other in agreeing to remain in their locker rooms during the national anthem in protest of President Donald Trump's comments about NFL players. Titans controlling owner Amy Adams Strunk was with her players inside the locker room during the anthem, and Meghan Linsey, a runner-up on "The Voice," took a knee when she finished singing. Then Wilson and Mariota each linked an arm or two with teammates as the teams came onto the field.

"Well, 45 can say what he wants to say," Titans tight end Delanie Walker said. "He can tweet whatever he wants to tweet. We're here to play football. For a long time we've been united, playing with one another, all races, and that's all we're trying to show is that we're united in here."

TOO MANY PENALTIES

The Seahawks finished with 11 penalties for 98 yards, including one with 11 seconds left when the Titans lined up to punt the ball back. Once the flag was thrown, the Titans started signaling first down in celebration. Cornerback Richard Sherman was flagged for pass interference, wiping out an interception by Kam Chancellor. Sherman said he tried to ask the official what he did wrong and was penalized for unsportsmanlike conduct.

"I thought that was a poor call, and it had a huge impact on the game because that's a turnover," Sherman said.

SHERMAN AGAIN

The Seahawks cornerback hit Mariota on the sideline at the Titans bench in the second quarter,

prompting a scrum that resulted in a pair of unnecessary roughness penalties to each team. Titans coach Mike Mularkey said he wasn't surprised Sherman was not ejected but liked how his players defended Mariota without anyone being ejected.

ROUGHSHOD

Murray's TD run came as he zig-zagged through the Seahawks, and it was the longest against Seattle since Frank Gore had an 80-yarder in 2009 — before Carroll was hired in January 2010.

ERASED TD

Titans rookie Adoree Jackson returned a punt 80 yards in the second quarter, or so he thought. Officials flagged the Titans for an illegal block above the waist, though Mularkey said it was a clean block. "I feel bad for him and us," Mularkey said.

###

**TITANS RB MURRAY
ACTIVE AFTER MISSING 2
PRACTICES**

**STAFF REPORTS
ASSOCIATED PRESS
SEPTEMBER 24, 2017**

NASHVILLE, Tenn. (AP) — Tennessee Titans Pro Bowl running back DeMarco Murray is active Sunday after missing two practices and being limited on Friday.

Murray was bothered by a hamstring injury during the week.

Wide receiver Eric Decker is starting against Seattle with rookie Corey Davis out with an injured hamstring.

Seahawks coach Pete Carroll made a lineup change in his offensive line, scratching Mark Glowinski, who started the first two games at right guard, and starting Oday Aboushi in his place.

Also inactive for the Seahawks: RB J.D. McKissic, CB Neiko Thorpe, FS Tedric Thompson, LB D.J. Alexander, and OT Isaiah Battle.

Out for the Titans: CB Kalan Reed, S Johnathan Cyprien, LB Josh Carraway, LB Nate Palmer, G/C Corey Levin, and DL Karl Klug.

—

Seattle-Tennessee

Pro Bowl running back DeMarco Murray is active after missing two practices and being limited Friday for the Titans. Wide receiver Eric Decker is starting with rookie Corey Davis out with an injured hamstring.

Seahawks coach Pete Carroll made a lineup change in his offensive line, scratching Mark Glowinski who started the first two games at right guard and starting Oday Aboushi in his place.

Seattle-TennesseeSeahawks: RB J.D. McKissic, CB Neiko Thorpe, FS Tedric Thompson, LB D.J.

Alexander, G Mark Glowinski, OT Isaiah Battle.

Titans: CB Kalan Reed, S Johnathan Cyprien, LB Josh Carraway, LB Nate Palmer, G/C Corey Levin, WR Corey Davis, DL Karl Klug.

###

WALKER MORE OF A CHALLENGE THAN SEATTLE REMEMBERS

**BY DAVID BOCLAIR
NASHVILLE POST
SEPTEMBER 22, 2017**

Delanie Walker has seen the Seattle Seahawks defense at its best.

The Tennessee Titans tight end spent his first seven NFL seasons with the San Francisco 49ers, which meant two contests annually against Seattle. That time included the early days of the Seahawks' defense under coach Pete Carroll, a unit that came to be known as the Legion of Boom and provided the foundation for back-to-back Super Bowl appearances.

Seattle, though, certainly did not see the best of Walker. That has been revealed only since he signed with the Titans in 2013. Thus, some members of that defense might be surprised at what they see Sunday when Tennessee faces Seattle at Nissan Stadium (3:05 p.m., Fox).

Walker entered the NFL as a sixth-round draft pick out of Central Missouri State in 2006, the same year the 49ers drafted tight end Vernon Davis in the first round. For years, Davis was the featured piece of the 49ers' offense while Walker was a role player.

That changed in 2012, when the Titans signed Walker as a free agent and made him one of the focal points of their scheme. Two games into this season, he leads Tennessee in receptions (11) and receiving yards (137) just as he did in 2014 and 2015. Last season, he tied for the team lead in receptions and was second in yards.

"Yeah, I think he got somewhat overshadowed earlier on," Carroll said. "He was always a good player and always a problem in matchups. I think when he got out from under, he's done everything that you would hope that he would do. Terrific player, terrific target, and someone that we have problems with."

These days Walker's career numbers are approaching Davis'.

A comparison of Walker's and Davis' careers during the former's time with San Francisco (2006-12) and since:

Delanie Walker

2006-12: 99 games, 123 receptions, 1,465 yards (11.9 average), 8 TD

2013-17: 62 games, 293 receptions, 3,486 yards (11.9 average), 23 TD

Totals: 161 games, 416 receptions, 4,951 yards (11.9 average), 31 TD

Vernon Davis

2006-12: 104 games, 345 receptions, 4,351 yards (12.6 average), 40 TD

2013-17: 62 games, 161 receptions, 2,086 yards, (12.9 average), 17 TD

Totals: 166 games, 506 receptions, 6,437 yards (12.7 average), 57 TD

In his seven seasons with the 49ers, he faced the Seahawks 12 times — and caught just 17 passes. That's an average of 1.42 per game, which was only slightly higher than his overall average in San Francisco (1.24 catches per game).

Walker's only game against Seattle as a member of the Titans was in 2013. He caught four passes for 29 yards in that one. He has averaged 4.7 receptions per game since he came to Tennessee.

"I knew Delanie," said Titans coach Mike Mularkey, who joined the franchise as tight ends coach in 2014. "I knew what they had out there in San Francisco. ... I think we're really fortunate to have Delanie on and off the field. He's special."

###

DEMARCO MURRAY, TITANS RUN BY SEAHAWKS IN SLUGFEST

**BY MARC SESSLER
NFL.COM
SEPTEMBER 24, 2017**

With 10 combined three-and-outs in the first half, this game doubled as a white-knuckle slugfest until the Titans (2-1) and Seahawks (1-2) awoke on offense in a game that boiled down to the final minutes. Here's what we learned from Tennessee's 33-27 win over Seattle:

1. Everybody owes an apology to DeMarco Murray (14/115/1). Largely written off, the veteran Titans back broke the game open with a 75-yard touchdown run in the third quarter, a feat that surprised a general public expecting Derrick Henry (13/54) to be crowned as the team's unquestioned workhorse. The second-year back spent much of the game watching from the sideline. It's worth noting that Seattle's much-ballyhooed defense was gashed for 196 yards on the ground after allowing the Niners to blast away for 159 yards in Week 2.

2. What to make of Seattle's offense? After an ugly -- and, frankly, boring -- start on Sunday, Russell Wilson leaned on a monster game from star wideout Doug Baldwin (10/105/1) to keep the Seahawks alive and kicking. With no hint of a ground game, Wilson threw for a career-high 364 yards with completions of 46, 36, 34, 27, 26 and 22 yards. Still, it was concerning to watch Wilson running for his life behind a messy offensive line and trying to complete passes with defenders dragging him to the ground. Wilson nearly led a magical comeback -- pulling the Seahawks within six points with 1:50 to play -- but it was too much to ask. It doesn't help that Seattle's once-epic ground game, with 69 yards at 3.1 yards per carry on Sunday, simply cannot impose its will in 2017.

3. Sunday marked a decisive step forward for Marcus Mariota, who was asked to make plays in obvious

passing situations. He did just that on a well-blocked, 55-yard, catch-and-run scoring strike to Rishard Matthews before later unfurling a perfect touchdown pass down the sideline to rookie tight end Jonnu Smith. Mariota (20-of-32 passing with 225 yards and two scores) is a fascinating, lightning-quick scrambler, which sometimes overshadows how pretty of a passer he is inside an offense that saw him spread the ball to eight separate targets.

4. Richard Sherman was somehow penalized three times on one play. The All-Pro Seahawks cover man was initially flagged for pass interference on a first-half snap that saw Mariota picked off by Kam Chancellor. Sherman was then flagged for holding on Chancellor's return, which prompted the fired-up cornerback to rip off his helmet and jaw at the official, netting an unsportsmanlike conduct call that helped set up Tennessee's first field goal.

5. Sherman wasn't done causing chaos, flying helmet-to-helmet into Mariota on a scramble by the quarterback midway through the second quarter. The refs were busy again, calling Sherman for unnecessary roughness. After the late hit generated a crowded scuffle between Seahawks and Titans players, game officials also flagged Seattle's Sheldon Richardson and Tennessee's Taylor Lewan and Quinton Spain for unnecessary roughness calls. With two offsetting dead-ball fouls from either team, the entire snap was nullified, allowing the Titans to forge on for a second Succop field goal.

6. One of Sunday's most exciting plays -- a long, blazing punt return score by fascinating Titans rookie Adoree' Jackson -- was nullified by a flag. It doesn't take away from how special Tennessee's first-rounder has looked as a return threat.

###



UPDATED BIOS



53 DAREN BATES

LINEBACKER • 5'11" • 225 LBS • COLLEGE: AUBURN
ACQUIRED: UNRESTRICTED FREE AGENT (OAKLAND) - 2017
NFL EXPERIENCE (NFL/TITANS): 5/1 • HOMETOWN: OLIVE BRANCH, MISS.
GAMES PLAYED/GAMES STARTED: 63/0 (PLAYOFFS: 1/0)



PRO: Daren Bates is an athletic linebacker that has excelled on special teams coverage units in his first four NFL seasons. He joins the Titans after spending time with the St. Louis Rams and Oakland Raiders. Bates, a former rookie free agent, will look to make his biggest impact as a core member of the Titans' special teams units.

CAREER HIGHLIGHTS:

- Bates registered back-to-back seasons (2014-2015) of double-digit special teams tackles as a member of the St. Louis Rams.

TITANS TIDBITS:

- For the My Cause, My Cleats campaign in 2016, Bates wore specially designed cleats featuring the words "American Heart Association." Bates was raising awareness for the organization's life-saving mission. His mother, Weslyn Bates, was a heart transplant recipient and lived some wonderful years following her surgery. She sadly passed away in 2015 at the age of 56.

CAREER TRANSACTIONS:

- The Memphis, Tenn., native was originally signed by St. Louis Rams as an undrafted free agent on May 9, 2013.
- Signed by Oakland Raiders as a free agent on March 14, 2016.
- Signed by the Titans as an unrestricted free agent on March 11, 2017.

SEASON RECAPS:

2017 (3/0 - Tennessee): Has tied for the team lead in special teams tackles once in 2017 (vs. SEA).

- Against Oakland (9/10), saw action as a reserve on special teams in his Titans debut.
- At Jacksonville (9/17), played as a reserve on special teams.
- Against Seattle (9/24), saw action as a reserve on special teams and tied for the team lead with a special teams tackle.

2016 (16/0, 1/0 - Oakland): In his first year with the team played in all 16 games as a reserve and registered seven stops on special teams.

- At New Orleans (9/11), made his Raiders debut, seeing action exclusively as a special teams player and recorded one tackle on the unit.
- At San Diego (12/18), led the team with two special teams tackles, his sixth and seventh of the season.
- At Houston (1/7), in his first career postseason appearance, earned limited playing time on defense while serving primarily as a contributing member of the special teams unit. Recorded a special teams tackle.

2015 (15/0 - St. Louis): Appeared in 15 games as a reserve primarily on special teams. Finished the season with three tackles, a fumble recovery and a pass defended on defense. Ranked third on the team with 10 special teams tackles.

- At Arizona (10/4), recorded a season-high two tackles while adding his second career fumble recovery.
- At Cincinnati (11/29), earned his first career pass defended.

2014 (14/0 - St. Louis): Saw action in 14 games, mostly on special teams. Notched a tackle on defense and 10 stops on special teams.

- At Washington (12/7), recorded his first tackle of the season with a solo stop.
- Against N.Y. Giants (12/21), blocked a Josh Brown field goal.

2013 (15/0 - St. Louis): Played in 15 games as a rookie on special teams and collected four special teams tackles and a fumble recovery for a score.

- At Houston (10/13), grabbed his first career fumble recovery, which he returned 11 yards for a touchdown.

COLLEGE:

- Appeared in 49 games during his career at Auburn, totaling 316 tackles. Registered six double-digit tackle games in his collegiate career.
- As a senior, appeared in 12 games and recorded 94 tackles, two sacks, an interception and a touchdown.
- As a junior, started all 13 games and led the team with 104 tackles. Finished fourth in the SEC with eight tackles per game. Notched five double-digit tackle efforts, including three in the last four games of the season. Ranked third on team with 8.5 tackles for loss, 2.5 sacks and nine quarterback hurries.
- Moved to linebacker as a sophomore after playing safety as a freshman in 2009 and appeared in 12 games with nine starts. Ranked eighth on team with 48 tackles.
- As a freshman, started all 13 games at safety and totaled 70 tackles and one fumble recovery.
- Majored in philosophy at Auburn.

PERSONAL:

- Attended Olive Branch (Miss.) High School for his final high school campaign.
- As a senior, collected 90 tackles, four interceptions and had nearly 900 yards of total offense.
- Named to MHSAA All-Region 1 Class-5A team. Selected for the Commercial Appeal Shelby Metro All-Suburban team.
- Named BankPlus Player of the Week by the DeSoto Times following a 49-22 victory over Horn Lake in which he had 107 total yards and three touchdowns on offense and 10 tackles and one interception on defense.
- Played his freshman through junior years at Christian Brothers (Memphis, Tenn.) High School and was a two-time first-team Tennessee All-State safety.
- Follow Bates on Twitter at @DB_5trey.
- Follow Bates on Instagram at @weslynn_son56.
- Born Daren Weston Bates on Nov. 27, 1990 in Memphis, Tenn.

DAREN BATES' TITANS GAME-BY-GAME

2017 Tennessee Titans

Date	Opp	W/L	P/S	Tot	Solo	Asst	Sk	- Yds	QBP	TFL	Int-	Yds	-TD	PD	FF	FR	- Yds	SpT	
Sept 10	Oak	L	p	0	0	0	0.0	0.0	0	0	0	0	0	0	0	0	0	0	0
Sept 17	@ Jax	W	p	0	0	0	0.0	0.0	0	0	0	0	0	0	0	0	0	0	0
Sept 24	Sea	W	p	0	0	0	0.0	0.0	0	0	0	0	0	0	0	0	0	0	1
Oct 1	@ Hou																		
Oct 8	@ Mia																		
Oct 16	Ind																		
Oct 22	@ Cle																		
Nov 5	Bal																		

Nov 12	Cin																			
Nov 16	@ Pit																			
Nov 26	@ Ind																			
Dec 3	Hou																			
Dec 10	@ Ari																			
Dec 17	@ SF																			
Dec 24	LAR																			
Dec 31	Jax																			
Totals				2-1	3/0	0	0	0	0	0	0.0	0.0	0	0	0	0	0	0	0	1

DAREN BATES' NFL STATISTICS

REGULAR SEASON

Year	Team	GP	GS	TACKLES							INTERCEPTIONS					FUMBLES				
				Tot	Solo	Asst	Sk	Yds	QBP	TFL	No	Yds	Lg	TD	PD	FF	FR	Yds	SpT	
2013	St. Louis	15	0	0	0	0	0.0	0.0	NA	NA	0	0	-	0	0	0	0	0	0	4
2014	St. Louis	14	0	1	1	0	0.0	0.0	NA	NA	0	0	-	0	0	0	0	0	0	10
2015	St. Louis	15	0	3	2	1	0.0	0.0	NA	NA	0	0	-	0	1	0	1	0	10	
2016	Oakland	16	0	3	3	0	0.0	0.0	NA	NA	0	0	-	0	0	0	0	0	7	
2017	Tennessee	3	0	0	0	0	0.0	0.0	0	0	0	0	0	0	0	0	0	0	1	
NFL Totals		63	0	7	6	1	0.0	0.0	0	0	0	0	0	0	1	0	1	0	32	

PLAYOFFS


Year	Team	GP	GS	TACKLES							INTERCEPTIONS					FUMBLES				
				Tot	Solo	Asst	Sk	Yds	QBP	TFL	No	Yds	Lg	TD	PD	FF	FR	Yds	SpT	
2016	Oakland	1	0	0	0	0	0.0	0.0	NA	NA	0	0	-	0	0	0	0	0	0	1
NFL Totals		1	0	0	0	0	0.0	0.0	NA	NA	0	0	-	0	0	0	0	0	0	1

Single-Game Highs

Tackles - 2 (Twice, last vs. Carolina 11/27/16)
 Fumble Recovery - 1 at Arizona (10/4/15)
 Passes Defensed - 1 at Cincinnati (11/29/15)

Additional Statistics

Blocked Field Goal - 1 (2014)
 Touchdowns - 1 (11-yard fumble return at Houston, 10/13/13)



48 BEAU BRINKLEY

LONG SNAPPER • 6'4" • 248 LBS • COLLEGE: MISSOURI
ACQUIRED: FREE AGENT - 2012 • NFL EXPERIENCE (NFL/TITANS): 6/6
HOMETOWN: KEARNEY, MO.
GAMES PLAYED/GAMES STARTED: 83/0 (PLAYOFFS: 0/0)



PRO: Beau Brinkley was signed by the Titans as an undrafted free agent following the 2012 NFL Draft and has handled all of the team's long snapping duties in every game since then. His consistency helped Brett Kern set the franchise records for both gross and net punting average and helped Titans kickers Rob Bironas (2012-13) and Ryan Succop (2014-16) combine to make 86.1 percent of their field goals in Brinkley's first five campaigns.

CAREER HIGHLIGHTS:

- In 2016, Brinkley was the team's long snapper for every punt, field goal and extra point attempt for his fifth consecutive season.
- In 2014, he set a career high and tied for third on the squad with 10 special teams stops.
- As a rookie in 2012, Brinkley played in every game and contributed six special teams tackles.

TITANS TIDBITS:

- Brinkley's father, Mike, was an All-American defensive end and long snapper at Missouri Valley College. He taught Beau the skill of long snapping when he was just seven years old. Beau's football idol growing up was Kansas City Chiefs long snapper Kendall Gammon.
- Brinkley raced four-wheelers in the Extreme Dirt Track Racing Series while growing up in Missouri. He traveled the country competing in both motor cross and flat track competitions and won a flat track regional title in 2005.
- In June 2015, Brinkley participated in the Nashville Sports Council Golf Tournament at Gaylord Springs Golf Course. On the par-3 eighth hole, he sunk a hole-in-one to win a barrel of Jack Daniel's Tennessee whiskey.

CAREER TRANSACTIONS:

- The Kearney, Mo., native was signed by the Titans as an undrafted free agent on May 4, 2012.

SEASON RECAPS:

2017 (3/0):

- Against Oakland (9/10), served as the team's long snapper.
- At Jacksonville (9/17), saw action at long snapper and collected a special teams tackle on coverage units.
- Against Seattle (9/24), played as a reserve as the long snapper.

2016 (16/0): Played in all 16 games for the fifth consecutive season and collected six special teams tackles. Tied for the team lead in special teams tackles three times in 2016 (at MIA, vs. IND, at JAX).

- At Detroit (9/18), saw action at long snapper and collected a special teams tackle.
- At Miami (10/9), played as a reserve at long snapper and tied for the team lead with one special teams tackle on coverage units.
- Against Indianapolis (10/23), played as a reserve at long snapper and posted a special teams stop.
- Against Green Bay (11/13), played as a reserve at long snapper and registered a special teams stop on coverage units.
- At Jacksonville (12/24), played as a reserve at long snapper and collected a special teams tackle on coverage units.
- Against Houston (1/1), saw action as the long snapper and registered a special teams stop.

2015 (16/0): Played in all 16 games as the long snapper for the fourth consecutive campaign and registered seven special teams tackles. Tied for the team lead in special teams tackles three times in 2015 (at CLE, vs.

BUF, vs. CAR).

- At Cleveland (9/20), collected a special teams stop.
- Against Buffalo (10/11), collected a special teams stop.
- At Houston (11/1), posted a special teams stop.
- Against Carolina (11/15), posted a special teams tackle on coverage units.
- Against Oakland (11/29), recorded a special teams tackle.
- Against Jacksonville (12/6), collected a special teams stop.
- At Indianapolis (1/3), recorded a special teams tackle.

2014 (16/0): Played in all 16 games for the third consecutive season. Tied for third on the team with a career-high 10 special teams tackles.

- At Kansas City (9/7), collected two solo special teams tackles.
- At Philadelphia (11/23), collected two special teams tackles as the long snapper.
- At Jacksonville (12/18), notched a special teams stop.

2013 (16/0): Played in all 16 games as a reserve long snapper and collected six special teams tackles. Tied for the team lead in special teams tackles twice in 2013 (vs. SD, vs. KC).

- Against San Diego (9/22), notched a special teams tackle.
- Against N.Y. Jets (9/29), posted a special teams tackle on coverage units.
- Against Kansas City (10/6), tied for the team lead with two special teams tackles.
- Against San Francisco (10/20), posted a special teams tackle on coverage units.
- At St. Louis (11/3), collected a solo tackle on coverage units.

2012 (16/0): Appeared in all 16 games as a rookie long snapper and posted six special teams tackles. Helped Brett Kern set franchise records in both gross (47.6 yards) and net (40.4) punting average. Led or tied for the team lead in special teams tackles twice (vs. PIT, at IND). Played in his first career NFL game against New England (9/9/12).

- Against New England (9/9), made his NFL debut as a reserve long snapper.
- Against Detroit (9/23), snapped for Rob Bironas' game-winning field goal in overtime.
- Against Pittsburgh (10/11), led the team with three special teams tackles and snapped for Rob Bironas' game-winning field goal.
- At Miami (11/11), snapped for Brett Kern's career-long 71-yard punt.
- Against Houston (12/2), posted a special teams tackle.
- At Indianapolis (12/9), tied for the team lead with a special teams tackle.
- Against Jacksonville (12/30), posted a solo special teams tackle.

COLLEGE:

- Spent four seasons as Missouri's long snapper after joining the team as a preferred walk-on. Appeared in 50 career games during his time at Missouri and helped field goal kickers make a combined 79-of-98 field goal attempts (80.6 pct.) and 210-of-212 on extra point attempts (99.1 pct.).
- As a senior (2011), played in all 13 games as the team's long snapper and also registered five tackles on special teams. Named the Tigers' 2011 Co-Special Teams Player of the Year. Helped Tigers kickers make a combined 16-of-25 field goal attempts and 53-of-53 PATs.
- As a junior (2010), played in 11 games as the long snapper and helped the Tigers rank 14th in the NCAA in net punting. Snapped for placekicker Grant Ressel, who was 17-of-19 on field goal attempts and 45-of-47 on PATs. Posted one special teams stop.
- As a sophomore (2009), played in all 13 games as the team's long

snapper and was named the Tigers' Special Teams Player of the Year. Helped Ressel set an NCAA single-season kicking accuracy record for combined kicks (26-of-27 on field goals and 39-of-39 extra points). Also helped MU rank fourth in the NCAA in team net punting (40.48 avg.).

- As a freshman (2008), joined the team as a walk-on and won the long-snapping job for placekicks and punts. Appeared in all 13 games and was named the Tigers' Walk-On Player of the Year. Helped Jeff Wolfert to a perfect 73-for-73 mark on extra point attempts and a 20-for-27 mark on field goals. Posted three tackles as part of the punt coverage team.
- Graduated in May 2012 with a major in general studies at Missouri.

PERSONAL:

- Attended Kearney (Mo.) High School.
- List of favorites: (movie) "Tommy Boy"; (TV show) "The Walking Dead"; (actor) Chris Farley; (music artist) Garth Brooks; (school subject) history; (car) Ford F-350; (video game) "Call of Duty"; (food) sushi; and (book) "Lone Survivor" by Marcus Luttrell.
- Follow Brinkley on Twitter at @Brinkley86.
- Follow Brinkley on Instagram at @brinkley486.
- Born Beau Michael Brinkley on Jan. 25, 1990 in Kansas City, Mo.

BEAU BRINKLEY'S NFL STATISTICS

REGULAR SEASON

Year	Team	GP	GS	SpT Tackles
2012	Tennessee	16	0	6
2013	Tennessee	16	0	6
2014	Tennessee	16	0	10
2015	Tennessee	16	0	7
2016	Tennessee	16	0	6
2017	Tennessee	3	0	1
NFL Totals		83	0	36



55 JAYON BROWN

LINEBACKER • 6'0" • 226 LBS • COLLEGE: UCLA
ACQUIRED: 5TH ROUND - 2017 • NFL EXPERIENCE: ROOKIE
HOMETOWN: LONG BEACH, CALIF.
GAMES PLAYED/GAMES STARTED: 3/0 (PLAYOFFS: 0/0)



PRO: The Titans selected Jayon Brown in the fifth round of the 2017 NFL Draft. The 6-foot, 226-pound defender was identified as an immediate candidate to participate in subpackages and to be a key contributor on special teams. He possesses tremendous speed for the position and excels at covering tight ends and running backs. At UCLA, he was a two-year starter and led the team in tackles during his junior and senior campaigns.

CAREER HIGHLIGHTS:

- In 2016, led UCLA with 119 tackles, which tied for 16th on the school's all-time single-season leaderboard.
- He stepped into UCLA's starting lineup on a full-time basis as a junior when Myles Jack went down with a knee injury. He went on to total 21 starts in his final two campaigns with the Bruins.

TITANS TIDBITS:

- He went to the same California high school, Long Beach Poly, as new Titans teammate Jurrell Casey. Brown's older brother, Juwan, was Jurrell's teammate there.
- He likes spending as much time as possible with his dog, "a mutt named Lou," and also enjoys puzzles and watching movies.
- Former Long Beach Poly and New England Patriots star Willie McGinest is a close friend of the Brown family.
- He has two older brothers who played college football. Jason played linebacker at Idaho, while Juwan was a defensive lineman at Southern Oregon.

CAREER TRANSACTIONS:

- The Long Beach, Calif., native was selected by the Titans in the fifth round (155th overall) of the 2017 NFL Draft.

SEASON RECAPS:

2017 (3/0): Appeared in his first career NFL game against Oakland (9/10/17). Has tied for the team lead in passes defended once in 2017 (at JAX). Has tied for the team lead in special teams tackles once in 2017 (vs. SEA).

- Against Oakland (9/10), played as a reserve at linebacker in his NFL debut and posted four tackles. Stuffed Michael Crabtree for no gain on a short pass in the third quarter.
- At Jacksonville (9/17), saw action as a reserve at linebacker and collected three tackles and a pass defended. Ended a Jaguars' drive by breaking up a third-and-six pass intended for Chris Ivory in the second quarter.
- Against Seattle (9/24), played as a reserve at linebacker and notched five tackles. Tied for the team lead with a special teams tackle.

COLLEGE:

• In four seasons at UCLA (2013-16), Brown appeared in 49 games with 21 starts and totaled 220 tackles, three sacks, nine tackles for loss, three interceptions, 15 passes defended, one forced fumble and four fumble recoveries. He started 21 games over his final two seasons and totaled nine games with double-digit tackles.

AS A SENIOR (2016), played and started 12 games and led the Bruins with 119 tackles, which tied for 16th on the all-time school single-season list. Added 2.5 sacks, seven tackles for loss (ranked third on team), three interceptions (ranked third on team), 23 passes defended and two fumble recoveries. Named first-team All-Pac-12 Conference. Ranked ninth in the country and led the Pac-12 with 9.9 total tackles per game. Tied for 10th in

the Pac-12 in interceptions. Became the first UCLA player with 100 tackles in a season since Eric Kendricks (149) in 2014.

- At Washington State (10/15), recorded 10 tackles, an interception and a sack.
- Against Utah (10/22), posted nine tackles, 1.5 tackles for loss, a half sack and a nine-yard interception.
- At Colorado (11/3), set a career high with 19 total tackles and added a 49-yard fumble return.
- Against USC (11/19), registered eight tackles and a 23-yard interception.

AS A JUNIOR (2015), saw action in 12 games with nine starts, entering the starting lineup after an injury to Myles Jack. Went on to lead the team with 93 tackles and ranked second on the squad with six passes defended. Ranked sixth in the Pac-12 with 7.8 total tackles per contest.

- Against Colorado (10/31), had a Pac-12 season high of 18 tackles in a win.
- At Utah (11/21), registered the first half sack of his career.
- At USC (11/28), registered 13 stops.

AS A SOPHOMORE (2014), saw action in 12 games, primarily as a special teams player. Credited with two tackles on the year. Returned five kickoffs for 42 total yards.

AS A FRESHMAN (2013), appeared in all 13 games as a special teams player and reserve linebacker and made six tackles on the season. Presented with the John Boncheff, Jr. Award for Rookie of the Year on special teams at the team's annual banquet. Earned a spot on the Athletic Director's Academic Honor Roll.

- Against Colorado (11/2), named Pac-12 Special Teams Player of the Week after he was credited with two tackles, a forced fumble and a fumble recovery.
- Graduated from UCLA in spring 2017 with a degree in political science.

PERSONAL:

- Attended Long Beach (Calif.) Poly High School, where he became a three-star recruit according to Scout.com and Rivals.com. Ranked as the No. 87 outside linebacker in the nation according to Scout.com and the No. 17 OLB in the West. Rated as ESPN.com's No. 122 outside linebacker in the nation and the No. 156-rated recruit in the state of California. Earned PrepStar All-West Region honors.
- As a senior, helped lead his team to 12-4 and was credited with 112 tackles and 11.5 tackles for loss. Named CIF Pac-5 Division Defensive Player of the Year, a first-team All-CIF Pac-5 Division selection and Long Beach Press-Telegram's Dream Team.
- Follow him on Twitter and Instagram at @JayonBrown12.
- List of favorites: (TV show) "Game of Thrones"; (movies) "Interstellar" and "Friday"; (musicians) Migos, Kendrick Lamar and Drake; (song on his pregame playlist) "DNA" by Kendrick Lamar; (athlete as a child) Tom Brady; (food) Mexican food; and (guilty pleasure) Flamin' Hot Cheetos.
- Born Jayon Lee Brown on Feb. 26, 1995 in Long Beach, Calif.

JAYON BROWN'S COLLEGE STATISTICS

REGULAR SEASON		TACKLES								INTERCEPTIONS					FUMBLES		
Year	Team	GP	GS	Tot	Solo	Asst	Sk	Yds	TFL	No	Yds	Lg	TD	PD	FF	FR	Yds
2013	UCLA	13	0	6	6	0	0.0	0	0	0	0	-	0	0	1	1	0
2014	UCLA	12	0	2	1	1	0.0	0	0	0	0	-	0	0	0	0	0
2015	UCLA	12	9	93	57	36	0.5	0	2	0	0	-	0	6	0	1	0
2016	UCLA	12	12	119	69	50	2.5	10	7	3	32	23	0	9	0	2	47
College Totals		49	21	220	133	87	3.0	10	9	3	32	23	0	15	1	4	47

Single-Game Highs

Tackles - 19 at Colorado (11/3/16)
 Sacks - 1 (Twice, last at Washington State, 10/15/16)
 Tackles For Loss - 2 at Colorado (11/3/16)
 Interceptions - 1 (Three times, last vs. USC, 11/19/16)

Additional Statistics

Kickoff Returns - 5 for 42 yards (2014)

JAYON BROWN'S GAME-BY-GAME

2017 Tennessee Titans																		
Date	Opp	W/L	P/S	Tot	Solo	Asst	Sk	- Yds	QBP	TFL	Int	Yds	TD	PD	FF	FR	Yds	SpT
Sept 10	Oak	L	p	4	3	1	0.0	0.0	0	0	0	0	0	0	0	0	0	0
Sept 17	@ Jax	W	p	3	1	2	0.0	0.0	0	0	0	0	0	1	0	0	0	0
Sept 24	Sea	W	p	5	3	2	0.0	0.0	0	0	0	0	0	0	0	0	0	1
Oct 1	@ Hou																	
Oct 8	@ Mia																	
Oct 16	Ind																	
Oct 22	@ Cle																	
Nov 5	Bal																	
Nov 12	Cin																	
Nov 16	@ Pit																	
Nov 26	@ Ind																	
Dec 3	Hou																	
Dec 10	@ Ari																	
Dec 17	@ SF																	
Dec 24	LAR																	
Dec 31	Jax																	
Totals																		

JAYON BROWN'S NFL STATISTICS

REGULAR SEASON		TACKLES								INTERCEPTIONS					FUMBLES				
Year	Team	GP	GS	Tot	Solo	Asst	Sk	Yds	QBP	TFL	No	Yds	Lg	TD	PD	FF	FR	Yds	SpT
2017	Tennessee	3	0	12	7	5	0.0	0.0	0	0	0	0	0	1	0	0	0	0	1
NFL Totals		3	0	12	7	5	0.0	0.0	0	0	0	0	0	1	0	0	0	0	1

Single-Game Highs

Tackles - 5 vs. Seattle (9/24/17)
 Passes Defensed - 1 at Jacksonville (9/17/17)
 Special Teams Tackles - 1 vs. Seattle (9/24/17)



31 KEVIN BYARD

SAFETY • 5'11" • 212 LBS • COLLEGE: MIDDLE TENNESSEE STATE
ACQUIRED: 3RD ROUND - 2016 • NFL EXPERIENCE (NFL/TITANS): 2/2
HOMETOWN: LITHONIA, GA.
GAMES PLAYED/GAMES STARTED: 19/10 (PLAYOFFS: 0/0)



PRO: The Titans selected Kevin Byard with the first pick of the third round in the 2016 NFL Draft. The 5-foot-11-inch, 212-pound defender earned a reputation in college as a sideline-to-sideline, ball-hawking safety who plays with tremendous intelligence and effort. The Middle Tennessee State product made an immediate impact as a rookie in 2016 by finishing fifth on the team with 63 tackles and ranking second on the squad with 10 special teams tackles.

CAREER HIGHLIGHTS:

- In 2016, Byard saw action in all 16 games with seven starts and compiled 63 tackles, a sack, five tackles for loss, three quarterback pressures, four passes defended and 10 special teams tackles. His seven starts were the most by a Titans rookie safety since Michael Griffin (10) in 2007.

TITANS TIDBITS:

- Byard credits his mother, Artina Stanley, for much of his success. Following a divorce when Byard was in ninth grade, his mother moved with the children from Philadelphia to Atlanta. Although it was a financial struggle, Stanley worked long hours to make sure her children received what they needed. Byard claims he and his older brother "had to grow up really fast" as they helped their mother with taking care of the younger kids in the family.
- The Titans had an inside track in their scouting of Byard. Titans general manager Jon Robinson received glowing reports on Byard from his friend and MTSU recruiting coordinator Steve Ellis. When Robinson was a linebackers coach at Nicholls State, Ellis was one of his pupils, and the two remained close through the years. Additionally, Patrick Callaway, a newly-hired scouting assistant for the Titans, was Byard's high school teammate.
- Byard says his football role models are Ed Reed, Brian Dawkins and Troy Polamalu.
- Byard has aspirations to travel the world, and his bucket list includes setting foot on every continent.
- Byard has three brothers and three sisters and is the second oldest of the group.

CAREER TRANSACTIONS:

- The Lithonia, Ga., native was selected by the Titans in the third round (64th overall) of the 2016 NFL Draft.

SEASON RECAPS:

2017 (3/3): Has tied for the team lead in passes defended once in 2017 (at JAX).

- Against Oakland (9/10), started at safety and posted nine tackles and a quarterback pressure.
- At Jacksonville (9/17), started at safety and collected nine tackles and a pass defended. Combined with Derrick Morgan to stonewall Leonard Fournette for no gain on a rush off left end in the second quarter. Halted a Jaguars' drive by batting down a pass intended for Mercedes Lewis on third-and-14 in the third quarter.
- Against Seattle (9/24), started at safety and notched a tackle, a quarterback pressure and a pass defended. Broke up a pass intended for Jimmy Graham in the second quarter.

2016 (16/7): Played in all 16 games with seven starts as a rookie and finished fifth on the team with 63 tackles. Ranked second on the squad with 10 special teams tackles. Collected a sack, five tackles for loss, three quarterback pressures and four passes defended. Led or tied for the team lead in tackles twice in 2016 (at SD, vs. GB). Tied for the team lead in

passes defended twice in 2016 (vs. IND, at SD). Led or tied for the team lead in special teams tackles seven times in 2016 (vs. MIN, at DET, at MIA, vs. JAX, at SD, at CHI, vs. DEN). Appeared in his first career NFL game against Minnesota (9/11/16). Made his first NFL start at safety against Green Bay (11/13/16).

- Against Minnesota (9/11), made his NFL debut as a reserve safety and collected four tackles, including a stop for loss. Notched a special teams tackle on coverage units. Burst through the line and stuffed Adrian Peterson for a five-yard loss on a rush off right tackle at the end of the third quarter.
- Against Jacksonville (10/27), played significant snaps as a reserve at safety and posted five tackles, including two stops for loss. Tied for the team lead with a special teams tackle. Pounded on Chris Ivory for no gain after the running back recovered his own fumble late in the first quarter. Stuffed Blake Bortles for a one-yard loss on a rush off left end in the final quarter.
- At San Diego (11/6), saw significant action as a reserve at safety and tied for the team lead with a career-best 10 tackles, including a stop for loss and a pass defended. Tied for the team lead with a special teams tackle on coverage units. Ended a Chargers' drive by breaking up a third-and-two pass intended for Antonio Gates late in the second quarter. Stuffed Melvin Gordon for a two-yard loss on a rush off left guard late in the second quarter.
- Against Green Bay (11/13), made his first career NFL start at safety and notched a team-leading nine tackles, including a sack. Ended a Packers' drive by registering his first career sack when he dropped Aaron Rodgers for an eight-yard loss on third-and-eight in the opening stanza.
- At Chicago (11/27), started at safety and registered seven tackles. Led the team with two special teams tackles on coverage units. Defended a deep pass intended for Cameron Meredith in the fourth quarter.
- Against Denver (12/11), started at safety and collected five tackles, two quarterback pressures and a pass defended. Tied for the team lead with a special teams stop.
- Against Houston (1/1), started at safety and registered five tackles, including a stop for loss and a pass defended. Broke up a pass intended for Alfred Blue in the first quarter. Stuffed Jonathan Grimes for no gain on a rush off left tackle on the final play of the first quarter. Stuffed Alfred Blue for no gain on a third-and-goal rush off right tackle in the fourth quarter.

COLLEGE:

- During a four-year career at Middle Tennessee State, he appeared in 49 games and notched 46 starts at safety. He set school records with 19 career interceptions, 377 interception return yards and four interception returns for touchdowns. He finished sixth in MTSU history with 312 career tackles. In 49 career games, he had a hand in 25 turnovers (19 interceptions, five forced fumbles and one fumble recovery). Had 17 additional career passes defended and five tackles for loss. He was twice named first-team All-Conference USA.
- As a senior (2015), appeared in 12 games with nine starts as a permanent team captain. Ranked fourth on the team with 66 tackles and led the squad with four interceptions and six additional pass breakups. Ranked second among safeties with 718 snaps played. Named first-team All-Conference USA for the second consecutive season. Against North Texas on Nov. 21, 2015, he set the Middle Tennessee State record with his 18th career interception. He picked off another pass the following week to finish his career with 19 interceptions.
- As a junior (2014), played and started all 12 games and led the team with six interceptions. Ranked fourth on the team with 66 tackles, including three tackles for loss, and added four pass breakups, two forced fumbles

and a blocked kick. Ranked seventh nationally and first in Conference USA in interceptions. Played a team-high 980 snaps. Named first-team All-Conference USA.

- As a sophomore (2013), played and started all 13 games. Registered a career-best 106 tackles to finish second on the team. Led the team with five interceptions. Also finished with an additional five pass breakups, a forced fumble and a fumble recovery. Equaled his own school mark with two interceptions returned for touchdowns. Led the team with 996 snaps played. Voted honorable mention All-Conference USA.
- As a redshirt freshman (2012), started all 12 games and led the team with four interceptions. Tied for third on the team with 74 tackles and added two pass breakups, two forced fumbles and a hurry. Equaled the school record with two interception returns for touchdowns and set the single-season record for interception return yards with 167. Led the entire team with 925 total snaps played and had 80 or more snaps four times. Named FWAA Freshman All-American, second-team All-SBC. Against Troy (11/24), forced three turnovers in win with two interceptions and a forced fumble to go with a pass breakup and six tackles. Second pick went for 77 yards and game-winning score late in fourth quarter. Named the SBC Defensive Player of the Week and the College Performance Awards National Defensive Back of the Week.
- As a freshman (2011), redshirted.
- Graduated in May 2015 with a degree in liberal studies.

PERSONAL:

- Single, splits time between Nashville and Lithonia, Ga.
- Attended M.L. King (Lithonia, Ga.), where as a senior he totaled 94

tackles, two interceptions, two blocked punts, and two fumble recoveries on defense. On offense, he recorded 35 receptions for 723 yards and six touchdowns, as well as 245 rushing yards and two rushing touchdowns. Also returned 12 kickoffs for 350 yards and a touchdown.

- Voted Class AAAAA first-team all-state by the Atlanta Journal Constitution and the Associated Press. Earned all-region honors on offense and defense, while also garnering all-area and all-county accolades.
- Also lettered in track as a high school athlete.
- Follow Byard on Twitter at @KB20_Era
- Follow Byard on Instagram at @kevinbyard20
- List of favorites: (TV show) "Martin"; (movie) "Wolf of Wall Street" and "Paid in Full"; (musician or band) Future; (food) Philadelphia cheesesteaks and hot wings; (childhood sports teams) Philadelphia 76ers; (athlete as a child) Allen Iverson; and (guilty pleasure) late-night snacks.
- Born Kevin Leon Byard Jr. on Aug. 17, 1993 in Philadelphia, Pa.

KEVIN BYARD'S GAME-BY-GAME

2016 Tennessee Titans

Date	Opp	W/L	P/S	Tot	Solo	Asst	Sk	- Yds	QBP	TFL	Int-	Yds	-TD	PD	FF	FR	- Yds	SpT	
Sept 11	Min	L	p	4	3	1	0.0	0.0	0	1	0	0	0	0	0	0	0	1	
Sept 18	@ Det	W	p	2	2	0	0.0	0.0	0	0	0	0	0	0	0	0	0	2	
Sept 25	Oak	L	p	3	3	0	0.0	0.0	0	0	0	0	0	0	0	0	0	1	
Oct 2	@ Hou	L	p	1	1	0	0.0	0.0	0	0	0	0	0	0	0	0	0	0	
Oct 9	@ Mia	W	p	2	2	0	0.0	0.0	0	0	0	0	0	0	0	0	0	1	
Oct 16	Cle	W	p	2	2	0	0.0	0.0	0	0	0	0	0	0	0	0	0	0	
Oct 23	Ind	L	p	0	0	0	0.0	0.0	0	0	0	0	0	1	0	0	0	0	
Oct 27	Jax	W	p	5	3	2	0.0	0.0	0	2	0	0	0	0	0	0	0	1	
Nov 6	@ SD	L	p	10	5	5	0.0	0.0	0	1	0	0	0	1	0	0	0	1	
Nov 13	GB	W	S	9	7	2	1.0	8.0	0	0	0	0	0	0	0	0	0	0	
Nov 20	@ Ind	L	S	2	1	1	0.0	0.0	0	0	0	0	0	0	0	0	0	0	
Nov 27	@ Chi	W	S	7	4	3	0.0	0.0	0	0	0	0	0	0	0	0	0	2	
Dec 11	Den	W	S	5	3	2	0.0	0.0	2	0	0	0	0	1	0	0	0	1	
Dec 18	@ KC	W	S	4	2	2	0.0	0.0	1	0	0	0	0	0	0	0	0	0	
Dec 24	@ Jax	L	S	2	2	0	0.0	0.0	0	0	0	0	0	0	0	0	0	0	
Jan 1	Hou	W	S	5	2	3	0.0	0.0	0	1	0	0	0	1	0	0	0	0	
Totals				9-7	16/7	63	42	21	1.0	8.0	3	5	0	0	4	0	0	0	10

2017 Tennessee Titans

Date	Opp	W/L	P/S	Tot	Solo	Asst	Sk	- Yds	QBP	TFL	Int-	Yds	-TD	PD	FF	FR	- Yds	SpT	
Sept 10	Oak	L	S	9	7	2	0.0	0.0	1	0	0	0	0	0	0	0	0	0	
Sept 17	@ Jax	W	S	9	8	1	0.0	0.0	0	0	0	0	0	0	0	1	0	0	
Sept 24	Sea	W	S	1	0	1	0.0	0.0	1	0	0	0	0	1	0	0	0	0	
Oct 1	@ Hou																		
Oct 8	@ Mia																		
Oct 16	Ind																		
Oct 22	@ Cle																		
Nov 5	Bal																		
Nov 12	Cin																		
Nov 16	@ Pit																		
Nov 26	@ Ind																		
Dec 3	Hou																		
Dec 10	@ Ari																		
Dec 17	@ SF																		
Dec 24	LAR																		
Dec 31	Jax																		
Totals				2-1	3/3	19	15	4	0.0	0.0	2	0	0	0	0	2	0	0	0

KEVIN BYARD'S NFL STATISTICS

REGULAR SEASON

Year	Team	GP	GS	TACKLES					INTERCEPTIONS					FUMBLES					
				Tot	Solo	Asst	Sk	Yds	QBP	TFL	No	Yds	Lg	TD	PD	FF	FR	Yds	SpT
2016	Tennessee	16	7	63	42	21	1.0	8.0	3	5	0	0	0	0	4	0	0	0	10
2017	Tennessee	3	3	19	15	4	0.0	0.0	2	0	0	0	0	2	0	0	0	0	0
NFL Totals		19	10	82	57	25	1.0	8.0	5	5	0	0	0	6	0	0	0	10	

Single-Game Highs

- Tackles - 10 at San Diego (11/6/16)
- Sacks - 1 vs. Green Bay (11/13/16)
- Tackles for Loss - 2 vs. Jacksonville (10/27/16)

- Quarterback Pressures - 2 vs. Denver (12/11/16)
- Passes Defensed - **1 (Six times, last vs. Seattle 9/24/17)**
- Special Teams Tackles - 2 (Twice, last at Chicago 11/27/16)



44 JOSH CARRAWAY

OUTSIDE LINEBACKER • 6'3" • 242 LBS • COLLEGE: TEXAS CHRISTIAN
ACQUIRED: 7TH ROUND - 2017 • NFL EXPERIENCE (NFL/TITANS): ROOKIE
HOMETOWN: FLOWER MOUND, TEXAS
GAMES PLAYED/GAMES STARTED: 0/0 (PLAYOFFS: 0/0)



PRO: The Titans selected Josh Carraway in the seventh round of the 2017 NFL Draft to add depth to the outside linebacker position. The 6-foot-3-inch, 242-pounder is a two-time All-Big 12 first-team player that found success rushing the passer at Texas Christian. Carraway led the team in sacks in each of his final two campaigns on campus. He also has a knack for creating turnovers having notched four forced fumbles, three fumble recoveries and an interception for the Horned Frogs.

CAREER HIGHLIGHTS:

• Carraway registered a combined 17 sacks in his final two seasons at Texas Christian and became the first player to lead the Horned Frogs in sacks in consecutive years since former first-round pick Jerry Hughes in 2008-09.

TITANS TIDBITS:

• Carraway is interested in raising more awareness for heart disease. His mother, Valerie Taylor, passed away from the disease when Josh was just seven years old.
• Carraway's father, Glenn, was on the first basketball team at UT San Antonio and he played pro ball briefly in Mexico. Josh grew up playing basketball and is a huge fan of Dallas Mavericks legend Dirk Nowitzki.

CAREER TRANSACTIONS:

• The Flower Mound, Texas, native was selected by the Titans in the seventh round (227th overall) of the 2017 NFL Draft.

SEASON RECAPS:

2017 (0/0):

• Against Oakland (9/10), was inactive.
• At Jacksonville (9/17), was inactive.
• Against Seattle (9/24), was inactive.

COLLEGE:

• During a four-year career at Texas Christian, Carraway played in 43 games and amassed 133 tackles, 19 sacks, 27.5 stops for loss, four fumble recoveries, three forced fumbles, an interception and two passes defended. He was a two-time All-Big 12 first-team honoree and a 2016 Academic All-Big 12 recipient.

AS A SENIOR (2016), received first team All-Big 12 honors after starting all 13 games and tallying 49 tackles, eight sacks, 11 tackles for loss, five quarterback hurries and a forced fumble. Became the first player to lead the Horned Frogs in sacks in consecutive years since Jerry Hughes (2008-09). Received Academic All-Big 12 recognition.

• Against Arkansas (9/10), collected six stops, including a sack.
• Against Oklahoma (10/1), recorded six tackles, including a sack and a forced fumble.

• At Kansas (10/8), named Big 12 Defensive Player of the Week after posting three sacks, all in the fourth quarter, including back-to-back snaps on the Jayhawks' final drive. His eight tackles in the contest, including four for loss, tied a career high.

AS A JUNIOR (2015), named first team All-Big 12 and second team Associated Press All-Big 12 after starting all 13 games and posting 47 tackles with 11.5 tackles for loss and nine sacks. Also notched three fumble recoveries, two pass breakups and a forced fumble.

• Against SMU (9/19), finished the game with six total tackles, including three stops for loss and 2.5 sacks.

• At Oklahoma (11/21), tallied eight tackles with 3.5 stops for loss and 2.5 sacks.

• Against Baylor (11/27), registered a 56-yard fumble return against for a touchdown, the second touchdown of his career. Later had a sack and a forced a fumble after Baylor drove to the TCU 19-yard line in the fourth quarter.

• Against Oregon (1/2), recorded four tackles, including a sack, in the Valero Alamo Bowl win over the Ducks.

AS A REDSHIRT SOPHOMORE (2014), appeared in all 13 games, including seven starts and totaled 33 tackles, two sacks, five stops for loss, an interception, a forced fumble and a fumble recovery.

• Against Samford (8/30), opened the campaign with a season-best six tackles.

• Against Texas Tech (10/25), recovered a fumble against the Red Raiders, setting up TCU's final score before the half.

• At Texas (11/27), found the end zone with a 33-yard interception return for TCU's final points of the game in the 48-10 victory. Also forced a fumble, which was returned by Terrell Lathan for the Horned Frogs' first touchdown of the game.

AS A SOPHOMORE (2013), redshirted.

AS A FRESHMAN (2012), appeared in four games and added depth on the defensive line. Collected four solo tackles on the year.

• Against Texas Tech (10/20), posted the first stop of his career against the Red Raiders.

• At Oklahoma State (10/27), totaled two solo tackles.

• Graduated in May 2016 with a degree in criminal justice from Texas Christian.

PERSONAL:

• Attended Marcus (Flower Mound, Texas) High School and was named first team All-District 8-5A and honorable-mention all-state.

• As a senior (2011), played defensive end and totaled 51 tackles, including 13 sacks.

• Follow Carraway on Twitter at @JoshuaCarraway.

• Follow Carraway on Instagram at @joshua_carraway.

• Has two younger sisters, Brittini (21) and Ciana (15), and one brother, Jacobi (35).

• In his spare time Carraway enjoys bowling, paintballing and playing Xbox (Call of Duty).

• In the future he would like to travel to Hawaii, Japan, London and the United Arab Emirates.

• List of favorites: (movie) "I, Robot"; (TV shows) "The Office" and "Game of Thrones"; (musician or band) Lil Wayne; (childhood sports teams) Dallas Mavericks and Dallas Cowboys; (athlete as a child) Dirk Nowitzki; (food) burgers; and (guilty pleasure) Sour Skittles.

• Born Joshua Silas Carraway on April 13, 1994 in Mesquite, Texas.

JOSH CARRAWAY'S COLLEGE STATISTICS

REGULAR SEASON		TACKLES								INTERCEPTIONS					FUMBLES		
Year	Team	GP	GS	Tot	Solo	Asst	Sk	Yds	TFL	No	Yds	Lg	TD	PD	FF	FR	Yds
2012	TCU	4	0	4	4	0	0.0	0.0	0.0	0	0	-	0	0	0	0	0
2013	TCU	0	0	Redshirted													
2014	TCU	13	7	33	10	23	2.0	17.0	5.0	1	33	33t	1	1	1	1	0
2015	TCU	13	13	47	25	22	9.0	41.0	11.5	0	0	-	0	2	1	3	56
2016	TCU	13	13	49	25	24	8.0	53.0	11.0	0	0	-	0	0	1	0	0
College Totals		43	33	133	64	69	19.0	111.0	27.5	1	33	33t	1	3	3	4	56

Single-Game Highs

Tackles - 8 (Twice, last at Kansas 10/8/16)
 Sacks - 3 at Kansas (10/8/16)
 Interceptions - 1 at Texas (11/27/14)
 Forced Fumble - 1 (Three times, last vs. Oklahoma 10/1/16)
 Fumble Recovery - 1 (Four times, last vs. Baylor 11/27/15)

Additional Statistics

Touchdowns - 2, 33-yard interception return at Texas (11/27/14);
 56-yard fumble return vs. Baylor (11/27/15)

JOSH CARRAWAY'S GAME-BY-GAME

2017 Tennessee Titans																		
Date	Opp	W/L	P/S	Tot	Solo	Asst	Sk	Yds	QBP	TFL	Int	Yds	TD	PD	FF	FR	Yds	SpT
Sept 10	Oak	L	IA															
Sept 17	@ Jax	W	IA															
Sept 24	Sea	W	IA															
Oct 1	@ Hou																	
Oct 8	@ Mia																	
Oct 16	Ind																	
Oct 22	@ Cle																	
Nov 5	Bal																	
Nov 12	Cin																	
Nov 16	@ Pit																	
Nov 26	@ Ind																	
Dec 3	Hou																	
Dec 10	@ Ari																	
Dec 17	@ SF																	
Dec 24	LAR																	
Dec 31	Jax																	
Totals										2-1	0/0	0	0	0	0	0	0	0

JOSH CARRAWAY'S NFL STATISTICS

REGULAR SEASON		TACKLES								INTERCEPTIONS					FUMBLES				
Year	Team	GP	GS	Tot	Solo	Asst	Sk	Yds	QBP	TFL	No	Yds	Lg	TD	PD	FF	FR	Yds	SpT
2017	Tennessee	0	0	0	0	0	0.0	0.0	0	0	0	0	0	0	0	0	0	0	0
NFL Totals		0	0	0	0	0	0.0	0.0	0	0	0	0	0	0	0	0	0	0	0

Single-Game Highs

Tackles -
 Sacks -
 Tackles for Loss -



99 JURRELL CASEY

DEFENSIVE TACKLE • 6'1" • 305 LBS • COLLEGE: SOUTHERN CAL
ACQUIRED: 3RD ROUND - 2011 • NFL EXPERIENCE (NFL/TITANS): 7/7
HOMETOWN: LONG BEACH, CALIF.
GAMES PLAYED/GAMES STARTED: 97/95 (PLAYOFFS: 0/0)



Captain: 2014, 2015, 2016, 2017



Pro Bowl: 2015, 2016

PRO: The Titans used their third-round pick in the 2011 NFL Draft on University of Southern California defensive tackle Jurrell Casey. In his first six pro seasons, Casey became regarded as one of the top interior defensive linemen in the NFL, a force against both the run and pass. During that timespan, he played in all but two games and ranked fifth among all defensive tackles with 33 total sacks (Geno Atkins, Gerald McCoy, Ndamukong Suh and Marcell Dareus). In 2013, he tied for second among NFL defensive tackles with a career-high 10.5 sacks and set a career high with 90 tackles. He was named to the Pro Bowl following the 2015 and 2016 campaigns, becoming the first Titans defensive player to make consecutive Pro Bowls since Albert Haynesworth from 2007–2008.

CAREER HIGHLIGHTS:

- In 2016, Casey was voted to his second consecutive Pro Bowl after setting a career high with 29 quarterback pressures.
- With five sacks in 2016, he became the first player for the team in the "Titans era" (1999–present) to register four consecutive seasons with at least five sacks.
- In 2015, he was named to the Pro Bowl after tying for the team lead with seven sacks. He finished second on the team with 11 tackles for loss and a career-high 28 quarterback pressures.
- In 2013, Casey was named *Associated Press* second-team All-Pro after putting together one of the best seasons by a defensive tackle in franchise history. His 10.5 sacks set a career high and made up the second-highest total by a franchise defensive tackle since sacks became an official statistic in 1982, finishing behind only Ray Childress' 13 sacks in 1992. Only Jason Hatcher of the Dallas Cowboys (11) finished with more sacks than Casey among defensive tackles in 2013. Casey's season totals also included a career-high 90 tackles and a career- and team-high 10 quarterback pressures.
- In 2012, he notched 80 tackles to lead the defensive line and added three sacks.
- As a rookie in 2011, Casey recorded 74 tackles, which led the team's defensive linemen, and tied for second on the defense with five tackles for loss.
- Casey totaled nine sacks and 22 tackles for loss during his three seasons at Southern California. In 2010, Casey's junior year, he was named first-team All-Pac-10.

TITANS TIDBITS:

- Casey was voted the 2016 Tennessee Titans Walter Payton Man of the Year, which recognizes players for excellence on and off the field. Casey is a fixture at Tennessee Titans community events and also serves as the spokesperson for United Way of Metropolitan Nashville. In 2016, Casey and his wife, Ryann, established The Casey Fund, a non-profit dedicated to raising money for established re-entry programs, inner-city youth programs, mentoring and halfway houses. Then, prior to Thanksgiving, the Caseys hosted a food giveaway for 200 underprivileged families in the Nashville area. Casey also hosts a free youth football skills camp for linemen in his hometown of Long Beach, Calif.
- More information about The Casey Fund is available online at thejurrellcasey.com/the-casey-fund.
- Casey has a strong partnership with Project Return Tennessee.
- Family members, friends and teammates call him "Tut-Tut," a nickname he earned from his aunt as a small child because she said he walked like a turtle.
- Casey has nine brothers and sisters.
- When he was in high school, his older brother, Jurray, was convicted of first-degree murder. Despite the turmoil it caused, Jurrell credits his brother

for helping him re-focus on becoming a better football player and student.

- Casey calls his mother, Collette Burns, a cafeteria worker in the Long Beach Unified School District, "the inspiration in my life" for how hard she worked to provide for Jurrell and his siblings.

CAREER TRANSACTIONS:

- The Long Beach, Calif., native was selected by the Titans in the third round (77th overall) of the 2011 NFL Draft.

SEASON RECAPS:

2017 (3/3):

- Against Oakland (9/10), started at defensive tackle and posted two tackles.
- At Jacksonville (9/17), started at defensive tackle and collected two tackles and two quarterback pressures.
- Against Seattle (9/24), started at defensive tackle and notched five tackles and three quarterback pressures. Pounced on Russell Wilson for no gain after an aborted snap in the fourth quarter.

2016 (15/15): Named to the Pro Bowl. Started 15 games at defensive tackle and ranked third on the team with five sacks and a career-best 29 quarterback pressures. Collected 51 tackles, five passes defended and three stops for loss. Was inactive for one contest. Led or tied for the team lead in sacks three times (at MIA, vs. CLE, vs. HOU). Led the team in quarterback pressures twice (vs. MIN, vs. JAX). Tied for the team lead in passes defended once (at JAX). Posted a career-high six quarterback pressures against Jacksonville (10/27/16).

- Against Minnesota (9/11), collected six tackles, including two stops for loss and tied a career-high with four quarterback pressures. Stonewalled Adrian Peterson for a two-yard loss on a rush off right guard in the second quarter.
- At Houston (10/2), recorded three tackles, two quarterback pressures and a pass defended. Knocked down a pass intended for DeAndre Hopkins in the fourth quarter.
- At Miami (10/9), registered three tackles, including two sacks. Dropped Ryan Tannehill for a nine-yard sack late in the first half. Halted a Dolphins' drive by sacking Tannehill for a five-yard loss on third-and-10 in the final stanza.
- Against Cleveland (10/16), notched three tackles, including a sack, three quarterback pressures and a pass defended. Halted a Browns' drive by sacking Cody Kessler for a 10-yard loss on third-and-five early in the second quarter. Batted down a pass intended for Ricardo Louis at the line of scrimmage in the third quarter.
- Against Jacksonville (10/27), started at defensive tackle and posted two tackles with a team-best and career-high six quarterback pressures.
- At San Diego (11/6), started at defensive tackle and tallied a season-high eight tackles and a quarterback pressure.
- Against Green Bay (11/13), notched two tackles. Stuffed Aaron Rodgers for no gain on a third-and-one quarterback sneak in the third quarter.
- Against Denver (12/11), was inactive for only the second time in his career.
- At Kansas City (12/18), returned to the lineup as a starter at defensive tackle and tallied two tackles, including a stop for loss. Stuffed Spencer Ware for a one-yard loss on a rush up the middle in the fourth quarter.
- Against Houston (1/1), registered four tackles, two sacks, three quarterback pressures and a pass defended. Batted down a pass intended for DeAndre Hopkins in the second quarter. Dropped Brock Osweiler for an eight-yard sack in the second quarter. Collected his second sack of the afternoon by bringing down Osweiler for a six-yard loss on the final drive of the game.

2015 (16/16): Named to the Pro Bowl after starting all 16 games at defensive tackle and tying for the team lead with seven sacks. Ranked second on the team with 11 tackles for loss and a career-high 28 quarterback pressures. Registered a career-best five passes defended. Tied for the team lead in tackles once in 2015 (at NYJ). Led or tied for the team lead in sacks five times in 2015 (vs. IND, vs. BUF, at JAX, vs. JAX, at NE). Led or tied for the team lead in quarterback pressures seven times in 2015 (vs. IND, vs. MIA, vs. ATL, vs. HOU, vs. JAX, at NYJ, vs. HOU). Led or tied for the team lead in tackles for loss four times in 2015 (at TB, vs. IND, at NYJ, vs. HOU). Led or tied for the team lead in passes defended twice in 2015 (vs. ATL, at NO).

- At Tampa Bay (9/13), started at defensive tackle and collected six tackles, including a sack, three tackles for loss and two quarterback pressures. Burst through the line and stopped Doug Martin for a two-yard loss on a rush off right guard in the first quarter. Dropped Jameis Winston for an eight-yard sack in the third quarter.

- Against Indianapolis (9/27), started at defensive tackle and totaled three tackles, including a sack, a team-best four quarterback pressures and a tackle for loss. Dropped Frank Gore for a one-yard loss on a rush up the middle in the first quarter. Sacked Andrew Luck for a five-yard sack in the fourth quarter.

- Against Buffalo (10/11), started at defensive tackle and posted eight tackles, including 1.5 sacks, a tackle for loss and a quarterback pressure. Ended a Bills' drive by sacking Tyrod Taylor for a three-yard sack on third-and-five in the second quarter. Halted a Bills' drive by teaming with Derrick Morgan to drop Tyrod Taylor for a five-yard sack on third-and-10 in the second quarter. Stuffed Boom Herron for no gain on a rush up the middle in the second quarter.

- At Houston (11/1), started at defensive tackle and registered six tackles, including a half sack and three quarterback pressures. Combined with Zach Brown to sack Brian Hoyer for a six-yard loss in the fourth quarter.

- At Jacksonville (11/19), started at defensive tackle and collected five tackles, a sack, two quarterback pressures and a stop for loss. Dropped Blake Bortles for a four-yard sack early in the fourth quarter.

- Against Jacksonville (12/6), started at defensive tackle and posted four tackles, a sack and two quarterback pressures. Halted a Jaguars' drive by sacking Blake Bortles for a nine-yard loss on third-and-six in the second quarter.

- At N.Y. Jets (12/13), started at defensive tackle and tied for the team lead with eight tackles, two quarterback pressures and a stop for loss. Stuffed Stevan Ridley for a one-yard loss on a rush off left tackle in the second quarter.

- At New England (12/20), started at defensive tackle and tallied four tackles, including a sack and a stop for loss. Ended a Patriots' drive by dropping Tom Brady for a seven-yard sack on third-and-15 late in the first quarter. Stonewalled Joey Iosefa for a one-yard loss on a rush off right guard in the second quarter.

2014 (16/16): Started all 16 games at defensive tackle and tied for the team lead with a career-high 27 quarterback pressures and a career-best 13 tackles for loss. Led all Titans defensive linemen and ranked fourth on the team with 86 tackles. Finished second on the team with five sacks. Tied for the team lead in tackles once in 2014 (vs. PIT). Led or tied for the team lead in sacks three times in 2014 (vs. DAL, vs. JAX, at PHI). Led or tied for the team lead in quarterback pressures seven times in 2014 (at KC, at CIN, at IND, vs. HOU, vs. NYG, at JAX, vs. IND). Tied for the team lead in passes defended once in 2014 (vs. NYJ). Named AFC Defensive Player of the Week after totaling eight tackles, two sacks, two stops for loss and a quarterback pressure against Jacksonville (10/12/14). Was voted a team captain for the 2014 season by his teammates.

- At Kansas City (9/7), started at defensive tackle and collected four tackles, including a stop for loss and tied for the team lead with a career-high four quarterback pressures. Stonewalled Jamaal Charles for no gain on a rush off left end in the third quarter.

- Against Dallas (9/14), started at defensive tackle and notched three tackles, including two sacks. Halted a Cowboys' drive by sacking Tony Romo for a 12-yard loss on third-and-15 in the first quarter. Dropped Romo for an eight-yard sack later in the opening stanza.

- Against Jacksonville (10/12), started at defensive tackle and was named AFC Defensive Player of the Week after totaling eight tackles, two sacks, two stops for loss and a quarterback pressure. Ended a Jaguars' drive by sacking Blake Bortles for a four-yard loss on third-and-seven in the second quarter. Dropped Bortles for a nine-yard sack late in the second quarter. Stuffed Denard Robinson for a three-yard loss on a short pass early in the

fourth quarter.

- Against Houston (10/26), started at defensive tackle and posted seven tackles and a team-high four quarterback pressures.

- Against Pittsburgh (11/17), started at defensive tackle and tied for the team lead with nine tackles, including a stop for loss and a quarterback pressure. Stuffed Le'Veon Bell for no gain on a rush off right tackle in the first stanza. Tackled Bell for a one-yard loss on a carry off right guard in the first quarter. Stonewalled Bell for no gain on a rush off right guard in the opening quarter.

- At Philadelphia (11/23), started at defensive tackle and amassed six tackles, including a sack, two stops for loss and a quarterback pressure. Dropped Mark Sanchez for a seven-yard sack in the first quarter. Stonewalled LeSean McCoy for a two-yard loss on a rush off right end in the first quarter.

- At Houston (11/30), started at defensive tackle and notched seven tackles, including a team-best three stops for loss. Teamed with Coty Sensabaugh to stop Alfred Blue for no gain on a rush up the middle in the first quarter. Stuffed Arian Foster for a one-yard loss on a rush off left tackle in the third quarter. Halted a Texans' drive by stopping Foster for no gain on a third-and-five rush in the third quarter. Stonewalled Blue for a one-yard loss on a rush off left guard in the final stanza.

- Against N.Y. Giants (12/7), started at defensive tackle and totaled four tackles, including a team-high four quarterback pressures and a stop for loss. Teamed with Avery Williamson to stonewall Andre Williams for a three-yard loss on a rush off left tackle in the second quarter.

- Against N.Y. Jets (12/14), started at defensive tackle and collected five tackles, including a team-high two stops for loss, two quarterback pressures and a pass defended. Stuffed Chris Johnson for a three-yard loss on a rush off left end on the Titans' first defensive snap. Pressured Geno Smith in the end zone in the second quarter, forcing an intentional grounding which resulted in a safety and a 5-0 Titans lead. Batted down a pass intended for Eric Decker in the third quarter. Stuffed John Conner for no gain on a rush up the middle in the fourth quarter.

2013 (15/14): Played in 15 games with 14 starts at defensive tackle. Named second-team *Associated Press* All-Pro and selected to the *PFWA* All-AFC team. Led the team and finished tied for second among all NFL defensive tackles with a career-best 10.5 sacks. Became only the seventh NFL 4-3 defensive tackle or 3-4 nose tackle in the past 10 seasons (2004-present) to tally 10 sacks in a season. Led the squad with 10 quarterback pressures. Posted a career-high 90 tackles, three stops for loss, three passes defended, a forced fumble and a fumble recovery. Was inactive for the regular season finale, the first game he missed in his first three NFL seasons. Registered a career-high two sacks at Pittsburgh (9/8/13), at St. Louis (11/3/13) and at Indianapolis (12/1/13). Tied for the team lead in tackles twice in 2013 (at IND, vs. ARI). Led or tied for the team lead in sacks six times in 2013 (at PIT, vs. SF, at STL, vs. JAX, at IND, vs. ARI).

- At Pittsburgh (9/8), tallied four tackles, including a career-best two sacks. Dropped Ben Roethlisberger for a six-yard sack in the first quarter. Ended a Steelers' drive by sacking Roethlisberger for an eight-yard loss late in the fourth quarter.

- Against N.Y. Jets (9/29), posted five tackles, including a sack and a quarterback pressure. Dropped Geno Smith for a one-yard sack in the second quarter.

- Against San Francisco (10/20), notched four tackles and led the team with two quarterback pressures and a sack. Sacked Colin Kaepernick for a two-yard loss early in the fourth quarter.

- At St. Louis (11/3), set a career-high with 10 tackles and tied a career-high with two sacks and a forced fumble. Dropped Kellen Clemens for a two-yard sack in the first quarter. Strip-sacked Clemens on third-and-seven and the loose ball was recovered by Derrick Morgan at the Rams' 19-yard line in the fourth quarter.

- Against Jacksonville (11/10), notched eight tackles, a sack and a stop for loss. Stonewalled Maurice Jones-Drew for no gain on a rush up the middle in the first stanza. On back-to-back plays in the second quarter stuffed Jones-Drew for a five-yard loss on a rush off left tackle and sacked Chad Henne for an eight-yard loss on third-and-eight.

- At Oakland (11/24), sealed the victory by recovering a Rod Streater fumble that was forced by Bledi Wreh-Wilson on the final lateral play.

- At Indianapolis (12/1), tied for the team lead with nine tackles, including two sacks, and added a tackle for loss and two quarterback pressures. Sacked Andrew Luck for a six-yard loss in the second quarter. Dropped Luck for a 10-yard sack on a rush up the middle in the third quarter. Sniffed out a reverse and nailed Darrius Heyward-Bey for an 11-yard loss late in

the third quarter.

- Against Arizona (12/15), tied for the team lead with 10 tackles, including 1.5 sacks, and added a tackle for loss and a quarterback pressure. Dropped Carson Palmer for a seven-yard sack with a rush up the middle in the second quarter. Teamed with Bernard Pollard to sack Palmer for a nine-yard sack on the final play of the first half. Stuffed Rashard Mendenhall for a two-yard loss on a rush off right guard in overtime.
- Against Houston (12/29), was inactive for the first time in his career with an injury.

2012 (16/16): Started all 16 games at defensive tackle and led all Titans defensive linemen with a career-best 80 tackles. Also posted a career-high three sacks, six tackles for loss, three quarterback pressures and two forced fumbles. Led the team in tackles once (vs. HST). Tied for the team lead in sacks once (vs. CHI). Tied for the team lead in quarterback pressures once (vs. JAX).

- Against Detroit (9/23), posted a career-high nine tackles, including a stop for loss. Ended the game and secured the win by stuffing Shaun Hill for a one-yard loss on a fourth-and-one rush at the Titans' seven-yard line in overtime.
- At Houston (9/30), recorded six tackles, including a career-best two stops for loss. Teamed with Derrick Morgan to stop Arian Foster for a one-yard loss on a third-and-one rush off right guard in the first quarter. Combined with Akeem Ayers to stonewall Foster for no gain on a third-and-one rush off left tackle in the opening stanza. Tracked down Ben Tate for a six-yard loss on a screen pass in the second quarter. Stuffed Foster for a three-yard loss on a rush up the middle in the second quarter.
- At Minnesota (10/7), totaled four tackles, including a stop for loss. Combined with Colin McCarthy to stop Adrian Peterson for no gain on a rush off left tackle in the third quarter.
- Against Pittsburgh (10/11), posted three tackles, including a stop for loss before leaving the game in the second quarter with an injury. Stuffed Rashard Mendenhall for a four-yard loss on a rush up the middle in the first quarter.
- At Chicago (11/4), notched five tackles, including a sack and a forced fumble. Strip-sacked Jay Cutler and the fumble was recovered by Zach Brown in the second quarter.
- At Jacksonville (11/25), collected seven tackles, including a sack. Ended a Jaguars' drive by dropping Chad Henne for a 10-yard sack on a third-and-17 in the first quarter. Stuffed Rashad Jennings for no gain on a rush up the middle in the fourth quarter.
- Against Houston (12/2), led the team with eight tackles and forced a fumble.
- Against Jacksonville (12/30), recorded five tackles, including a sack, a stop for loss and two quarterback pressures. Teamed with Zach Brown to stuff Keith Toston for no gain on a rush off left guard in the first quarter. Stonewalled Toston for a two-yard loss on a third-and-one rush early in the third quarter. Sacked Chad Henne for a six-yard loss in the fourth quarter.

2011 (16/15): As a rookie, played in all 16 games with 15 starts at defensive tackle and led all defensive linemen on the team with 74 tackles. Tied for second on the squad with five tackles for loss. Added 2.5 sacks, nine quarterback pressures, one pass defensed, one forced fumble and a fumble recovery. Led the team in sacks twice in 2011 (at PIT, at HST). Tied for the team lead in quarterback pressures twice in 2011 (at CLE, at HST).

- At Jacksonville (9/11), made his first career NFL start at defensive tackle and posted six tackles.
- At Cleveland (10/2), collected seven tackles and tied a team-high two quarterback pressures.
- At Pittsburgh (10/9), registered six tackles, including his first career sack. Sacked Ben Roethlisberger for a four-yard loss in the third stanza.
- At Carolina (11/13), tallied five tackles, a stop for loss and a quarterback pressure. Stuffed Jonathan Stewart for a five-yard loss on a rush off left end in the second quarter.
- Against Tampa Bay (11/27), posted four tackles, a forced fumble and fumble recovery. Stripped LeGarrette Blount of the ball and recovered it at the Buccaneers' 29-yard line in the third quarter.
- Against New Orleans (12/11), recorded five tackles, a pass defensed and quarterback pressure. Ended a Saints' drive and got the Titans' offense the ball back for the final drive by breaking up a pass in the flat that was intended for Chris Ivory on third-and-seven late in the fourth quarter.
- At Indianapolis (12/18), tallied six tackles, including a stop for loss. Stuffed Donald Brown for a four-yard loss on a rush up the middle in the fourth quarter.

- Against Jacksonville (12/24), totaled three tackles, including a stop for loss. Stopped Maurice Jones-Drew for a one-yard loss on a rush off right tackle in the third quarter.

- At Houston (1/1), collected five tackles, a team-best one-and-a-half sacks, a stop for loss and three quarterback pressures. Teamed with Derrick Morgan to drop T.J. Yates for a five-yard sack on the Texans' first play from scrimmage. Stuffed Ben Tate for a two-yard loss on a rush up the middle in the second quarter. Combined with William Hayes to stonewall Tate for a one-yard loss on a rush off right tackle in the fourth quarter.

COLLEGE:

- In three seasons at the University of Southern California, Casey started 26 of 38 games on the defensive line (24 at right defensive tackle and two at nose tackle). He recorded 138 tackles, nine sacks, 22 tackles for loss, three quarterback pressures, four fumble recoveries, three forced fumbles, an interception and three passes defensed.
- As a junior (2010), started all 13 games for the second consecutive season and had 67 tackles, a team-best 11 tackles for loss, a team-leading 4.5 sacks, one interception, one fumble recovery and two passes defensed. Named 2010 SI.com All-American honorable mention, All-Pac-10 first team, ESPN.com All-Pac-10 first team, Scout.com All-Pac-10 first team and Phil Steele All-Pac-10 first team. Also was named USC's team MVP and USC's Defensive Lineman of the Year.
- As a sophomore (2009), started all 13 games (two games at nose tackle and 11 games at defensive tackle) and registered 59 tackles, nine tackles for loss, 4.5 sacks, a team-best three fumble recoveries, two forced fumbles and a pass deflection. Honors included second-team CollegeFootballNews.com Sophomore All-American, All-Pac-10 honorable mention, Phil Steele's All-Pac-10 first team and USC Co-Defensive Lineman of the Year Award.
- As a freshman (2008), played in 12 games and registered 12 tackles, two tackles for loss and one forced fumble. Named USC's Service Team Defensive Player of the Year.
- Majored in sociology.

PERSONAL:

- Married to Ryann Gray, and the couple resides in Nashville.
- As a senior defensive tackle at Long Beach (Calif.) Polytechnic High School, tallied 134 tackles, seven sacks and two fumble recoveries, helping Jackrabbits win the CIF Pac-5 Division title. Also played offensive guard. Honors included All-Moore League Defensive MVP, All-CIF Pac-5 Division Co-Defensive MVP, *Long Beach Press-Telegram* Dream Team MVP and second-team EA Sports All-American.
- As a junior, registered 104 tackles, 10 sacks and six fumble recoveries, earning first-team All-CIF Pac-5 Division honors.
- List of favorites: (movie) "The Wood"; (TV show) "The Simpsons"; (actor) Denzel Washington; (music artist) Lil Twist; (school subject) math; (car) Cadillac Escalade; (video game) NBA 2K; (food) pizza; (restaurant) Red Lobster; and (sports team as a child) Philadelphia Eagles.
- Follow Casey on Twitter at @jurrellc.
- Follow Casey on Instagram at @tattedmonster99.
- Born Jurrell Jule Casey on Dec. 5, 1989 in Long Beach, Calif.

JURRELL CASEY'S NFL STATISTICS

REGULAR SEASON		TACKLES									INTERCEPTIONS					FUMBLES			
Year	Team	GP	GS	Tot	Solo	Asst	Sk	Yds	QBP	TFL	No	Yds	Lg	TD	PD	FF	FR	Yds	SpT
2011	Tennessee	16	15	74	41	33	2.5	15.5	9	5	0	0	0	0	1	1	1	0	0
2012	Tennessee	16	16	80	38	42	3.0	31.0	3	6	0	0	0	0	0	2	0	0	0
2013	Tennessee	15	14	90	49	41	10.5	60.5	10	3	0	0	0	0	3	1	1	0	0
2014	Tennessee	16	16	86	58	28	5.0	40.0	27	13	0	0	0	0	1	0	0	0	0
2015	Tennessee	16	16	86	48	38	7.0	41.5	28	11	0	0	0	0	5	0	0	0	0
2016	Tennessee	15	15	51	38	13	5.0	38.0	29	3	0	0	0	0	5	0	0	0	0
2017	Tennessee	3	3	9	8	1	0.0	0.0	5	0	0	0	0	0	0	0	0	0	0
NFL Totals		97	95	476	280	196	33.0	226.5	111	41	0	0	0	0	15	4	2	0	0

Single-Game Highs

Tackles - 10 (Twice, last vs. Arizona 12/15/13)

Sacks - 2 (Seven times, last vs. Houston 1/1/17)

Tackles for Loss - 3 (Twice, last at Tampa Bay 9/13/15)

Forced Fumble - 1 (Four times, last at St. Louis 11/3/13)

Fumble Recovery - 1 (Twice, last at Oakland 11/24/13)

Quarterback Pressures - 6 vs. Jacksonville (10/27/16)

Passes Defensed - 3 vs. Atlanta (10/25/15)



16 MATT CASSEL

QUARTERBACK • 6'4" • 228 LBS • COLLEGE: SOUTHERN CALIFORNIA
ACQUIRED: FREE AGENT - 2016 • NFL EXPERIENCE (NFL/TITANS): 13/2
HOMETOWN: NORTHRIDGE, CALIF.
GAMES PLAYED/GAMES STARTED: 103/80 (PLAYOFFS: 5/1)



Pro Bowl: 2010

PRO: The Titans signed Matt Cassel early in the 2016 offseason to provide a veteran presence among the team's quarterbacks. Cassel spent 11 previous seasons with the New England Patriots, Kansas City Chiefs, Minnesota Vikings, Buffalo Bills and Dallas Cowboys. His career totals prior to arriving in Tennessee included 17,003 passing yards, 101 touchdown passes, 77 interceptions and a passer rating of 79.3. In 2016, Cassel played in four games with one start and completed 30 of 51 passes for 284 yards with two touchdowns and two interceptions.

CAREER HIGHLIGHTS:

- In 2015, Cassel played for the Buffalo Bills and the Dallas Cowboys. With the Cowboys, he started seven games and completed 119 of 204 passes for 1,276 yards, five touchdowns and seven interceptions.
- In 2010, he was named to the Pro Bowl after setting career highs with 27 touchdown passes and a 93.0 passer rating as the starting quarterback for the Chiefs. He helped guide the Chiefs to the AFC West title.
- In 2008, went 10-5 as a starter with the Patriots after Tom Brady suffered a season-ending knee injury in the opener. He passed for 3,693 yards and 21 touchdowns.

TITANS TIDBITS:

- Cassel's mother, Barbara, is an Emmy-winning set decorator in Hollywood. His late father, Greg, was a script writer.
- His wife, Lauren, was a captain of the Southern Cal volleyball team that won the 2002 national title.
- Cassel played in the 1994 Little League World Series on the Northridge, Calif., team. He went on to play a season of baseball at Southern Cal and was selected in the 36th round of the 2004 Major League Baseball Draft by the Oakland Athletics.
- Cassel's older brother, Jack, pitched for the Houston Astros, Cleveland Indians and San Diego Padres. His younger brother, Justin, was a pitcher in the Chicago White Sox organization.

CAREER TRANSACTIONS:

- The Northridge, Calif., native was originally selected by the New England Patriots in the seventh round (230th overall) of the 2005 NFL Draft.
- Traded from New England to the Kansas City Chiefs along with Mike Vrabel in exchange for a 2009 second-round draft choice on Feb. 28, 2009.
- Released by Kansas City on March 14, 2013.
- Signed by the Minnesota Vikings on March 15, 2013.
- Traded from Minnesota to the Buffalo Bills along with a 2015 sixth-round draft choice in exchange for a 2015 fifth-round pick and a 2016 seventh-round pick on March 10, 2015.
- Released by the Bills on Sept. 5, 2015 and re-signed by the Bills on Sept. 8, 2015.
- Traded from Buffalo to the Dallas Cowboys along with a 2017 seventh-round draft choice for a 2017 fifth-round pick on Sept. 22, 2015.
- Signed by the Titans as an unrestricted free agent on March 10, 2016.

SEASON RECAPS:

2017 (0/0 - Tennessee):

- Against Oakland (9/10), did not play as the backup quarterback.
- At Jacksonville (9/17), did not play as the backup quarterback.
- Against Seattle (9/24), did not play as the backup quarterback.

2016 (4/1 - Tennessee): Played in four games with one start and completed 30 of 51 passes for 284 yards with two touchdowns and two interceptions. Did not play as the backup quarterback in 12 contests.

- At Detroit (9/18), appeared in his 100th career regular season game by

taking the final snap for a kneel down in the fourth quarter.

- Against Jacksonville (10/27), saw action at quarterback in the fourth quarter and completed his only pass for 10 yards. Rushed once for two yards.
- At Jacksonville (12/24), entered the game in the third quarter after Marcus Mariota exited the contest with an injury. Completed 13 of 24 passes for 124 yards with a touchdown and an interception. Posted his first touchdown pass of the season on a 14-yard toss to Delanie Walker on third-and-eight with 8:42 left to play in the final quarter.
- Against Houston (1/1), started at quarterback and completed 16 of 26 passes for 150 yards with a touchdown and an interception. Extended the Titans' second quarter touchdown drive with a 25-yard connection to Rishard Matthews on third-and-16. Increased the Titans' lead to 14-0 with a two-yard touchdown toss to Matthews with 23 seconds remaining in the first half. Kept the Titans' final touchdown drive alive with a 15-yard pass to Delanie Walker on third-and-seven in the third quarter. Registered three third-down conversions during the Titans' final scoring drive: an eight-yard pass to Matthews on third-and-four, a 50-yard bomb to Matthews on third-and-17 and a six-yard toss to Walker on third-and-five in the fourth quarter.

2015 (1/1 - Buffalo; 8/7 - Dallas): Started one game with Buffalo before he was traded to Dallas, where he started seven contests in place of an injured Tony Romo. His 2015 totals included 204 attempts, 119 completions, 1,276 passing yards, five touchdown passes, seven interceptions and a 70.6 passer rating.

- At N.Y. Giants (10/25), recorded his first start for the Cowboys and completed 17 of 27 passes for 227 yards with one touchdown and three interceptions.
- Against Seattle (11/1), was 13-of-25 passing for 97 yards with no touchdowns and no interceptions.
- Against Philadelphia (11/8), reached 299 yards on 25 of 38 passes with three touchdowns and one interception for a 105.0 rating. His three scoring tosses allowed him to reach 100 career touchdowns while also serving as his 12th career game with three-or-more scores.
- At Tampa Bay (11/15), he was 19-of-29 for 186 yards with no touchdowns and an interception.
- Against Carolina (11/26), entered the game for an injured Romo (clavicle) in the fourth quarter and completed 13 of 19 attempts for 93 yards and a touchdown. His attempts in the game allowed him to reach 2,500 for his career.
- At Washington (12/7), won his first game as the starting quarterback for the Cowboys while completing 16 of 29 passes for 222 yards with no touchdowns and no interceptions. His 16 completions gave him 1,500 for his career.

2014 (3/3 - Minnesota): Appeared in three games, all of which he started for the Vikings. For the season he completed 41 of his 71 passes for 425 yards, three touchdowns, four interceptions and a 65.8 passer rating.

- At St. Louis (9/7), led the Vikings to a season-opening win, completing 17 of 25 passes for 170 yards and two touchdowns.

2013 (9/6 - Minnesota): Appeared in nine games, including all five Vikings wins, starting six. Connected on the team's four longest pass plays of the season (79t, 70t, 57t and 51). Threw seven of the eight touchdowns that Greg Jennings and Cordarrelle Patterson caught during the 2013 season.

- Against Pittsburgh (9/29), started the NFL International Series game in London, the Vikings' first win of the season and the Vikings' first regular season game outside of the United States. Posted 248 yards, two touchdowns and zero interceptions on 16-of-25 passing for a team season-

high 123.4 passer rating.

- Against Philadelphia (12/15), started and threw for 382 yards, the most by a Viking in 2013, two touchdowns and one interception in the 48-30 upset victory over the playoff bound Eagles. Named the FedEx Air Player of the Week for his performance against Philadelphia.

2012 (9/8 - Kansas City): Started eight of the nine games he played, completing 161 of 277 passes for 1,796 yards, six touchdowns and 12 interceptions.

- Against Atlanta (9/9), had a five-yard touchdown run in the season opener.
- At Buffalo (9/16), threw for a season-high 301 yards and two touchdowns.
- Against San Diego (9/30), had two touchdown passes.
- Against Tampa Bay (10/14), inactive after suffering head injury the previous week vs. Baltimore (10/7).
- Against Oakland (10/28), notched a season-high 85.1 passer rating coming off the bench.

2011 (9/9 - Kansas City): Started the opening nine games of season, finishing with a 4-5 record. Finished the season on injured reserve (hand). Completed 160 of 269 passes for 1,713 yards, 10 touchdowns and nine interceptions.

- At Indianapolis (10/9), posted career-best 138.9 passer rating and tied career high with four touchdown passes.
- Against San Diego (10/31), led Chiefs to their fourth consecutive win while passing for season-high 261 yards.
- Against Denver (11/13), suffered a hand injury, leading him to be placed on injured reserve on Nov. 21.

2010 (15/15, 1/1 - Kansas City): Named to his first Pro Bowl after setting career highs with 27 touchdown passes, 93.0 passer rating, a plus-20 touchdown-to-interception ratio (27-7), career-low 1.6 interception percent (seven interceptions/450 attempts). Guided Chiefs to 10-5 record as the starter. Helped win the AFC West with 10-6 overall mark and host Baltimore in AFC Wild Card playoff round. Keyed Chiefs turnaround from 4-12 mark in 2009 and last-place finish in AFC West to winning Division in 2010. AFC West title was Chiefs' first since 2003. Won career-best five consecutive starts (Nov. 21 vs. Arizona through Dec. 26 vs. Tennessee). Had streak of 162 passes without an interception during the season, his career-long and the third-longest in Chiefs history. Ended season with six games of 60.0% and seven games with passer rating of 100+.

- At Denver (11/14), threw for a career-best 469 yards, the second-highest total in team history, going 33-for-53 on the day for a pair of career highs. His 53 attempts without an interception set a Chiefs team record. Passed for four touchdowns.
- At Seattle (11/23), passed for four touchdowns and rushed for another en route to being named FedEx Air Player of the Week for his efforts.
- Named AFC Offensive Player of the Month for November, when he went 90-for-144 (62.5%) for 1,111 yards and 12 touchdowns with 1 interception and a 111.2 passer rating.
- At San Diego (12/12), missed lone game of season with appendectomy.

2009 (15/15 - Kansas City): Started 15 games in his first season with Chiefs. Led NFL with 10 touchdown passes in fourth-quarter action. Took over reins of a team that went 2-14 in 2008 and led club to 4-11 mark as the starter. Had six multi-touchdown games.

- At Philadelphia (9/27), posted season-high 124.5 passer rating.
- Against Cleveland (12/20), threw for a season-high 331 yards.

2008 (16/15 - New England): Pressed into starting duty for final 15 games and led the Patriots to a 10-5 mark with club going 11-5 but missing the AFC playoff field. Posted career-highs with 3,693 yards and 63.4 percent completions. Replaced Tom Brady in the lineup during season opener vs. Kansas City (9/7) when he went down with a knee injury. His 63.4 percent completion rate ranked third in New England team history and his yardage mark ranked eighth in club records. Won final four games of the season. Had five games with a passer rating of at least 100.

- At N.Y. Jets (9/14), recorded his first career start and notched a 19-10 win. Passed for 165 yards while completing 16 of 23 passes.
- Against N.Y. Jets (11/13), was 30-of-51 for 400 yards with three touchdowns and no interceptions (103.4 passer rating).
- At Miami (11/23), recorded his second consecutive 400-yard (415), three-touchdown game.
- At Oakland (12/14), posted his first career four-touchdown performance.

2007 (6/0 - New England): Played in six games during season, completing four of seven passes for 38 yards. Part of New England squad that became 1st NFL team to go 16-0 in regular season and fell in Super Bowl XLII.

- Against Washington (10/28), scored first career rushing touchdown on a 15-yard run.

2006 (6/0, 3/0 - New England): Saw time in six games. Completed five of eight passes during the season. Saw time in all three playoff games taking care of holding duties on field goals and extra points.

2005 (2/0, 1/0 - New England): Played in two games during rookie season.

- Against San Diego (10/2), saw action in his first career game and completed first career pass to running back Patrick Pass for a three-yard gain.
- Against Miami (1/1/06), tossed two touchdown passes, his first career touchdown pass going to Tim Dwight.
- Against Jacksonville (1/7/06), played in the AFC Wild Card game, taking a kneel down at the end of the game.

COLLEGE:

- Played in 25 career games at Southern Cal as a backup to Heisman Trophy winners Carson Palmer and Matt Leinart. Trojans won back-to-back national titles in 2003 and 2004.
- Saw some time at tight end as a junior.
- Saw action in career-high 10 games as a sophomore. Earned USC's Howard Jones/Football Alumni Club Academic Award for the upperclassman with the highest GPA.
- Played a season of baseball in 2004, going 0-1 as a starting pitcher for the Trojans.
- Graduated in 2004 with a degree in communications and business.

PERSONAL:

- He and his wife, Lauren, have four children.
- As a senior at Chatsworth (Calif.) High School, completed 137 of 261 passes for 2,020 yards with 14 touchdowns and five interceptions to go with 115 carries for 252 yards with 11 touchdowns.
- Helped Chatsworth win the Los Angeles City baseball title in 1999 while hitting .390 with three home runs and 29 RBIs as a first and third baseman.
- Has worked with Shadow Buddies program, a charity that makes condition-specific dolls for children's hospitals.
- Family lost its home in the 1994 Northridge, Calif., earthquake.
- Born Matthew Brennan Cassel on May 17, 1982 in Northridge, Calif.

MATT CASSEL'S GAME-BY-GAME

2005 New England Patriots				PASSING											RUSHING					
Date	Opp	W/L	P/S	Att	Cmp	Pct	Yds	Yds/Att	TD	Int	Lg	Sk	Lst	Rating	Att	Yds	Avg	Lg	TD	
Sept 8	Oak	W	IA																	
Sept 18	@ Car	L	IA																	
Sept 25	@ Pit	W	IA																	
Oct 2	SD	L	p	4	2	50.0	15	3.75	0	1	12	0	0	19.8	1	-1	-1.0	-1	0	
Oct 9	@ Atl	W	IA																	
Oct 16	@ Den	L	IA																	
Oct 30	Buf	W	IA																	
Nov 7	Ind	L	IA																	
Nov 13	@ Mia	W	IA																	
Nov 20	NO	W	IA																	
Nov 27	@ KC	L	IA																	
Dec 4	NYJ	W	IA																	
Dec 11	@ Buf	W	IA																	
Dec 17	TB	W	IA																	
Dec 26	@ NYJ	W	IA																	
Jan 1	Mia	L	p	20	11	55.0	168	8.40	2	0	36	1	1	116.3	5	13	2.6	9	0	
Totals		10-6	2/0	24	13	54.2	183	7.63	2	1	36	1	1	89.4	6	12	2.0	9	0	
Playoffs																				
Jan 7	Jax	W	p	0	0	-	0	-	0	0	-	0	0	-	1	-1	-1.0	-1	0	
Jan 14	@ Den	L	IA																	
Totals		1-1	1/0	0	0	-	0	-	0	0	-	0	0	-	1	-1	-1.0	-1	0	
2006 New England Patriots																				
Date	Opp	W/L	P/S	Att	Cmp	Pct	Yds	Yds/Att	TD	Int	Lg	Sk	Lst	Rating	Att	Yds	Avg	Lg	TD	
Sept 10	Buf	W	DNP																	
Sept 17	@ NYJ	W	DNP																	
Sept 24	Den	L	DNP																	
Oct 1	@ Cin	W	DNP																	
Oct 8	Mia	W	DNP																	
Oct 22	@ Buf	W	DNP																	
Oct 30	@ Min	W	p	0	0	-	0	-	0	0	-	0	0	-	1	-1	-1.0	-1	0	
Nov 5	Ind	L	DNP																	
Nov 12	NYJ	L	DNP																	
Nov 19	@ GB	W	p	0	0	-	0	-	0	0	-	1	5	-	0	0	-	-	0	
Nov 26	Chi	W	DNP																	
Dec 3	Det	W	DNP																	
Dec 10	@ Mia	L	p	3	2	66.7	12	4.00	0	0	8	1	4	74.3	0	0	-	-	0	
Dec 17	Hou	W	p	4	3	75.0	20	5.00	0	0	10	0	0	85.4	0	0	-	-	0	
Dec 24	@ Jax	W	p	0	0	-	0	-	0	0	-	0	0	-	0	0	-	-	0	
Dec 31	@ Ten	W	p	1	0	0.0	0	0.00	0	0	-	1	6	39.6	1	5	5.0	5	0	
Totals		12-4	6/0	8	5	62.5	32	4.00	0	0	10	3	15	70.8	2	4	2.0	5	0	
Playoffs																				
Jan 7	NYJ	W	p	0	0	-	0	-	0	0	-	0	0	-	0	0	-	-	0	
Jan 14	@ SD	W	p	0	0	-	0	-	0	0	-	0	0	-	0	0	-	-	0	
Jan 21	@ Ind	L	p	0	0	-	0	-	0	0	-	0	0	-	0	0	-	-	0	
Totals		2-1	3/0	0	0	-	0	-	0	0	-	0	0	-	0	0	-	-	0	
2007 New England Patriots																				
Date	Opp	W/L	P/S	Att	Cmp	Pct	Yds	Yds/Att	TD	Int	Lg	Sk	Lst	Rating	Att	Yds	Avg	Lg	TD	
Sept 9	@ NYJ	W	p	0	0	-	0	-	0	0	-	0	0	-	1	0	0.0	0	0	
Sept 16	SD	W	DNP																	
Sept 23	Buf	W	p	0	0	-	0	-	0	0	-	0	0	-	0	0	-	-	0	
Oct 1	@ Cin	W	p	0	0	-	0	-	0	0	-	0	0	-	2	-3	-1.5	-1	0	
Oct 7	Cle	W	DNP																	
Oct 14	@ Dal	W	DNP																	
Oct 21	@ Mia	W	p	2	0	0.0	0	0.00	0	1	-	0	0	0.0	0	0	-	-	0	
Oct 28	Was	W	p	3	2	66.7	28	9.33	0	0	21	0	0	96.5	1	15	15.0	15t	1	
Nov 4	@ Ind	W	DNP																	
Nov 18	@ Buf	W	p	2	2	100.0	10	5.00	0	0	6	0	0	87.5	0	0	-	-	0	
Nov 25	Phi	W	DNP																	
Dec 3	@ Bal	W	DNP																	
Dec 9	Pit	W	DNP																	
Dec 16	NYJ	W	DNP																	
Dec 23	Mia	W	DNP																	
Dec 29	@ NYG	W	DNP																	
Totals		16-0	6/0	7	4	57.1	38	5.43	0	1	21	0	0	32.7	4	12	3.0	15t	1	

MATT CASSEL'S GAME-BY-GAME CONT.

Nov 15	@	TB	L	S	29	19	65.5	186	6.41	0	1	24	3	12	69	1	2	2	2	0
Nov 22	@	Mia	W	DNP																
Nov 26		Car	L	p	19	13	68.4	93	4.89	1	0	14	1	10	97	2	9	4.5	5	0
Dec 7	@	Was	W	S	29	16	55.2	223	7.69	0	0	42	1	2	80.1	2	-3	-1.5	7	0
Dec 13	@	GB	L	S	29	13	44.8	114	3.93	0	1	19	2	15	41.5	3	6	2	3	0
Dec 19		NYJ	L	S	8	3	37.5	37	4.63	0	1	17	1	19	13	0	0	-	-	0
Dec 27	@	Buf	L	DNP																
Jan 3		Was	L	DNP																
Totals			3-13	9/8	204	119	58.3	1276	6.25	5	7	51	14	86	70.6	15	78	5.2	24	0

2016 Tennessee Titans

Date	Opp	W/L	P/S	PASSING											RUSHING					
				Att	Cmp	Pct	Yds	Yds/Att	TD	Int	Lg	Sk	Lst	Rating	Att	Yds	Avg	Lg	TD	
Sept 11	Min	L	DNP																	
Sept 18	@ Det	W	p	0	0	0.0	0	0.0	0	0	0	0	0	0	0.0	1	-1	-1.0	-1	0
Sept 25	Oak	L	DNP																	
Oct 2	@ Hou	L	DNP																	
Oct 9	@ Mia	W	DNP																	
Oct 16	Cle	W	DNP																	
Oct 23	Ind	L	DNP																	
Oct 27	Jax	W	p	1	1	100.0	10	10.0	0	0	10	0	0	108.3	1	2	2.0	2	0	
Nov 6	@ SD	L	DNP																	
Nov 13	GB	W	DNP																	
Nov 20	@ Ind	L	DNP																	
Nov 27	@ Chi	W	DNP																	
Dec 11	Den	W	DNP																	
Dec 18	@ KC	W	DNP																	
Dec 24	@ Jax	L	p	24	13	54.2	124	5.2	1	1	24	1	6	65.3	0	0	-	0	0	
Jan 1	Hou	W	S	26	16	61.5	150	5.8	1	1	50	4	17	74.2	2	2	1.0	3	0	
Totals		9-7	4/1	51	30	58.8	284	5.6	2	2	50	5	23	71.0	4	3	0.8	3	0	

2017 Tennessee Titans

Date	Opp	W/L	P/S	PASSING											RUSHING					
				Att	Cmp	Pct	Yds	Yds/Att	TD	Int	Lg	Sk	Lst	Rating	Att	Yds	Avg	Lg	TD	
Sept 10	Oak	L	DNP																	
Sept 17	@ Jax	W	DNP																	
Sept 24	Sea	W	DNP																	
Oct 1	@ Hou																			
Oct 8	@ Mia																			
Oct 16	Ind																			
Oct 22	@ Cle																			
Nov 5	Bal																			
Nov 12	Cin																			
Nov 16	@ Pit																			
Nov 26	@ Ind																			
Dec 3	Hou																			
Dec 10	@ Ari																			
Dec 17	@ SF																			
Dec 24	LAR																			
Dec 31	Jax																			
Totals		2-1	0/0	0	0	0.0	0	0.0	0	0	0	0	0	0.0	0	0	0.0	0	0	

MATT CASSEL'S NFL STATISTICS

REGULAR SEASON			PASSING											RUSHING				
Year	Team	GP/GS	Att	Cmp	Pct	Yds	Yd/Att	TD	INT	Lg	Sk	Yds	Rat	Att	Yds	Avg	Lg	TD
2005	NE	2/0	24	13	54.2	183	7.6	2	1	36	1	1	89.4	6	12	2	9	0
2006	NE	6/0	8	5	62.5	32	4	0	0	10	3	15	70.8	2	4	2	5	0
2007	NE	6/0	7	4	57.1	38	5.4	0	1	21	0	0	32.7	4	12	3	15t	1
2008	NE	16/15	516	327	63.4	3693	7.2	21	11	76t	47	219	89.4	73	270	3.7	19	2
2009	KC	15/15	493	271	55	2924	5.9	16	16	61	42	243	69.9	50	189	3.8	13	0
2010	KC	15/15	450	262	58.2	3116	6.9	27	7	75t	26	182	93	33	125	3.8	23	0
2011	KC	9/9	269	160	59.5	1713	6.4	10	9	52t	22	120	76.6	25	99	4	11	0
2012	KC	9/8	277	161	58.1	1796	6.5	6	12	46	19	101	66.7	27	145	5.4	21	1
2013	Min	9/6	254	153	60.2	1807	7.1	11	9	79t	16	85	81.6	18	57	3.2	13	1
2014	Min	3/3	71	41	57.7	425	6	3	4	28	6	39	65.8	9	18	2	13	0
2015	Buf/Dal	9/8	204	119	58.3	1276	6.3	5	7	51	14	86	70.6	15	78	5.2	24	0
2016	Ten	4/1	51	30	58.8	284	5.6	2	2	50	5	23	71.0	4	3	0.8	3	0
2017	Ten	0/0	0	0	0.0	0	0.0	0	0	0	0	0	0.0	0	0	0.0	0	0
NFL Totals		103/80	2,624	1,546	58.9	17,287	6.6	103	79	79t	201	1,114	79.2	266	1,012	3.8	24	5

Career record as starter: 36-44 (.450)

PLAYOFFS			PASSING											RUSHING				
Year	Team	GP/GS	Att	Cmp	Pct	Yds	Yd/Att	TD	INT	Lg	Sk	Yds	Rat	Att	Yds	Avg	Lg	TD
2005	NE	1/0	0	0	-	0	-	0	0	-	0	0	-	1	-1	-1.0	-1	0
2006	NE	3/0	0	0	-	0	-	0	0	-	0	0	-	0	0	-	-	0
2010	KC	1/1	18	9	50.0	70	3.9	0	3	22	3	17	20.4	3	6	2.0	5	0
NFL Totals		5/1	18	9	50.0	70	3.9	0	3	22	3	17	20.4	4	5	1.3	5	0

Career playoff record as starter: 0-1

Single-Game Highs

Attempts - 53 at Denver (11/14/10)

Completions - 33 at Denver (11/14/10)

Passing Yards - 469 at Denver (11/14/10)

Touchdown Passes - 4 (Four times, last at Indianapolis 10/9/11)

Long Completion - 79t at Baltimore (12/8/13)

Passer Rating - 144.0 vs. Jacksonville (10/24/10)

Rushes - 9 (twice, last vs. Miami 11/6/11)

Rushing Yards - 62 vs. N.Y. Jets (11/13/08)

Long Rush - 24 vs. Seattle (11/1/15)

Rushing Touchdowns - 1 (five times, last vs Philadelphia 12/15/13)

Additional Statistics

Fumble Recovery - 1 (2016)



78 JACK CONKLIN

TACKLE • 6'6" • 308 LBS • COLLEGE: MICHIGAN STATE
ACQUIRED: 1ST ROUND - 2016 • NFL EXPERIENCE (NFL/TITANS): 2/2
HOMETOWN: PLAINWELL, MICH.
GAMES PLAYED/GAMES STARTED: 19/19 (PLAYOFFS: 0/0)



PRO: With the eighth overall selection in the 2016 NFL Draft, the Titans selected former Michigan State tackle Jack Conklin. The 6-foot-6-inch, 308-pounder played primarily on the left side in college but possesses the versatility and physical prowess to play right tackle at the pro level. He was the first draft pick by a general manager (Jon Robinson) and head coach (Mike Mularkey) who vowed to acquire "tough, physical, smart and accountable" players. Conklin made an immediate impact in his first season with the Titans by starting all 16 games and being named first-team All-Pro at right tackle. After choosing to forgo his senior season, Conklin became the third offensive lineman drafted by the Titans in the first round in a four-year span, joining Chance Warmack (2013) and Taylor Lewan (2014). He became the first Michigan State offensive lineman to be selected in the first round since 1989 (Tony Mandarich, No. 2 overall by Green Bay) and also the highest drafted Spartan since wide receiver Charles Rogers (No. 2) in 2003.

CAREER HIGHLIGHTS:

- As a rookie in 2016, Conklin was named first-team Associated Press All-Pro at right tackle. He started all 16 games on the right side and was a part of an offensive front that blocked for the NFL's third-ranked rushing attack which averaged 136.7 rush yards per game.
- Became the first franchise rookie to earn first-team All-Pro honors since Jevon Kearse in 1999.
- In his final season at Michigan State, Conklin was named second-team All-American by The Associated Press and was on numerous All-Big Ten teams.

TITANS TIDBITS:

- After not receiving a single Division I scholarship offer, Conklin began his time at Michigan State as a preferred walk-on in 2012. He impressed enough in his redshirt season to earn a scholarship in the spring of 2013.
- At Plainwell (Mich.) High School, Conklin's head coach was his father, Darren Conklin, who once was a walk-on at Michigan under Wolverines head coach Bo Schembechler.
- His mother, Jennifer Jackson, was an All-American swimmer at the University of Michigan.
- Conklin's grandfather, Ron Jackson, was a professional baseball player. He played first base for the Chicago White Sox and Boston Red Sox.
- Conklin is involved with a pediatric cancer organization called DC Strong, founded by his childhood friend Dustin Colyer, who overcame Wilms' tumor kidney cancer.
- Conklin traveled to Australia in 2015 to participate in Michigan State's study abroad International Summer Sports Program.
- Conklin hopes to one day own his own farm.

CAREER TRANSACTIONS:

- The Plainwell, Mich., native was selected by the Titans in the first round (eighth overall) of the 2016 NFL Draft.

SEASON RECAPS:

2017 (3/3):

- Against Oakland (9/10), started at right tackle and was a part of an offensive line that helped produce 350 total yards and allow just one sack on 41 pass attempts.
- At Jacksonville (9/17), started at right tackle and opened holes for a rushing attack that amassed 179 yards on 36 carries (5.0 avg.). Member of a unit that allowed just one sack on 27 pass attempts.
- Against Seattle (9/24), started at right tackle and helped block for Titans'

ball carriers to collect 195 rushing yards on 35 carries (5.6 avg.). Member of an offensive front that did not allow a sack on 32 pass attempts.

2016 (16/16): Started all 16 games at right tackle as a rookie and was a part of an offensive front that blocked for the NFL's third-ranked rushing attack which averaged 136.7 rush yards per game. Named first-team Associated Press All-Pro at right tackle. Appeared in his first career NFL game as the starter at right tackle against Minnesota (9/11/16).

- Against Minnesota (9/11), made his NFL debut as the starting right tackle.
- At Detroit (9/18), started at right tackle and blocked for an offense that amassed 363 total yards in a 16-15 comeback win.
- Against Oakland (9/25), started at right tackle and was a part of an offensive line that helped produce 393 total yards and allow just one sack on 33 pass attempts.
- At Miami (10/9), started at right tackle and was a member of an offensive front that opened holes for Titans' rushers to gain 235 yards on the ground and did not allow a sack on 29 pass attempts.
- Against Cleveland (10/16), started at right tackle and blocked for an offense that compiled a season-high 407 total yards, including 137 rushing yards.
- Against Jacksonville (10/27), started at right tackle and opened holes for Titans' ball carriers to accumulate 214 yards on the ground. Was a part of an offensive front that did not allow a sack in 23 pass attempts.
- At San Diego (11/6), started at right tackle and was a part of an offensive line that did not allow a sack on 43 pass attempts.
- Against Green Bay (11/13), started at right tackle and blocked for an offense that amassed 446 total yards and six touchdowns in a 47-25 victory against the Packers.
- At Chicago (11/27), started at right tackle and was a member of an offensive front that did not allow a sack on 23 pass attempts. Blocked for Titans' ball carriers to gain 149 yards on the ground.
- Against Denver (12/11), started at right tackle and was a part of an offensive line that opened holes for Titans' rushers to amass 180 rushing yards on 42 carries in a 13-10 victory over the Broncos.
- At Kansas City (12/18), started at right tackle and helped pave the way for Titans' ball carriers to gain 148 yards on the ground. Member of an offensive front that allowed just one sack for zero yards on 33 pass attempts.

COLLEGE:

- The three-year letterwinner was a three-year starter at left tackle for the Spartans. He started 38 of his 39 career games (35 at left tackle, three at right tackle) and recorded more than 235 career knockdowns. Three of his career starts at left tackle came in bowl games (2014 Rose, 2015 Cotton, 2016 College Football Playoff Semifinal at Cotton Bowl).
- As a junior (2015), started 12 games at left tackle. Named All-American by numerous outlets, including Sporting News (first team), USA Today (first team), Associated Press (second team), CBS Sports (second team), Football Writers Association of America (second team), Walter Camp Football Foundation (second team), Phil Steele (third team) and SI.com (honorable mention). Became the first Spartan offensive tackle to be named a first-team All-American since Flozell Adams in 1997. Named first-team All-Big Ten by the coaches and media, as well as Associated Press, Athlon Sports, BTN.com, ESPN.com and Phil Steele. Missed two contests (Purdue and Rutgers) with a leg injury. Had 65.5 knockdowns during the regular season and graded out as a winner in eight of his 10 regular-season games. At Michigan (10/17), returned to action after missing two games and was named the Spartan Offensive Lineman of the Week after recording 7.5 knockdowns. The Spartans won the game on the final play, a

mishandled punt attempt by Michigan and subsequent fumble return for a touchdown by Michigan State.

- As a sophomore (2014), started 13 games at left tackle and was named a second-team All-Big Ten selection by coaches and media. Earned first-team All-Big Ten honors by BTN.com and second-team by Athlon Sports and Phil Steele. Led team with 113.5 knockdowns, including nine dominators, and played a team-high 959 snaps. Only allowed 2.5 sacks all season. Recipient of MSU's Outstanding Underclass Lineman Award (offense) for the second year in a row.

- As a redshirt freshman (2013), started 13 games (10 at left tackle; three at right tackle) and saw action in all 14 games in his first season. Started at right tackle the first three games of the season (vs. Western Michigan, South Florida and Youngstown State) and also saw action at left tackle in the first four games. Named first-team Freshman All-American by Sporting News, CollegeFootballNews.com and the Football Writers Association of America and was named to ESPN.com Big Ten All-Freshman Team. Named Academic All-Big Ten. Credited with 55 knockdowns during the regular season.

- As a freshman (2012), redshirted as a preferred walk-on.
- Majored in interdisciplinary studies of the social sciences.

PERSONAL:

- Married to Caitlyn and the couple has a daughter, Riley.
- Attended Plainwell (Mich.) High School, where he started for three seasons for his father, head coach Darren Conklin.

- Earned all-state honorable mention by The Associated Press and The Detroit News as a senior in 2011. Added first-team All-Wolverine Conference and first-team All-Allegan County honors after starting at right tackle and defensive end. Registered two sacks and a team-high 80 tackles as a senior.

- Started two years as a center for his high school basketball team, averaging a double-double as a senior (17.1 points and 10.4 rebounds per game).

- Also lettered in track (shot put and discus) in high school and was a member of the National Honor Society.

- Follow Conklin on Twitter at @jack_conklin74.

- Follow Conklin on Instagram at @jack_conklin78.

- List of favorites: (TV show) "House of Cards"; (movie) "Gladiator"; (musician or band) Blink-182, Granger Smith; (athlete as a child) Cory Schlesinger; (childhood sports teams) Detroit Tigers, Detroit Pistons, Detroit Red Wings; (guilty pleasure) boneless chicken wings and ice cream.

- Born Jonathan Jackson Conklin on Aug. 17, 1994 in Plainwell, Mich.

JACK CONKLIN'S NFL STATISTICS

REGULAR SEASON

Year	Team	GP	GS
2016	Tennessee	16	16
2017	Tennessee	3	3
NFL Totals		19	19

Starts Breakdown:

2016 - RT 16; 2017 - RT 3



37 JOHNATHAN CYPRIEN

SAFETY • 6'0" • 223 LBS • COLLEGE: FLORIDA INTERNATIONAL
ACQUIRED: UNRESTRICTED FREE AGENT (JACKSONVILLE) - 2017
NFL EXPERIENCE (NFL/TITANS): 5/1 • HOMETOWN: NORTH MIAMI BEACH, FLA.
GAMES PLAYED/GAMES STARTED: 61/61 (PLAYOFFS: 0/0)



PRO: At the start of the 2017 NFL free agency period, the Titans targeted veteran leadership in the secondary and signed safety Johnathan Cyprien, bringing the four-year veteran to Nashville. The 6-foot, 223-pounder was originally drafted by the Jacksonville Jaguars in the second round of the 2013 NFL Draft. The Florida International product arrived in Tennessee coming off arguably the best season of his career when he led all NFL safeties with 126 tackles.

CAREER HIGHLIGHTS:

- In 2016, Cyprien led all NFL safeties and finished second on the Jaguars with 126 tackles.
- As a rookie in 2013, Cyprien finished second on the team with 98 tackles, while posting two forced fumbles, an interception, a sack and six passes defended.

TITANS TIDBITS:

- In 2015, Cyprien started the CypSquad ARY Foundation which benefits different programs for at-risk youth in the South Florida area.

CAREER TRANSACTIONS:

- The North Miami Beach, Fla., native was selected by the Jacksonville Jaguars in the second round (33rd overall) of the 2013 NFL Draft.
- Signed by the Titans as an unrestricted free agent on March 10, 2017.

SEASON RECAPS:

2017 (1/1 - Tennessee):

- Against Oakland (9/10), started at safety in his Titans debut and posted eight tackles. Left the game in the fourth quarter with an injury.
- At Jacksonville (9/17), was inactive.
- Against Seattle (9/24), was inactive.

2016 (16/16 - Jacksonville): Ranked second on the team with 126 tackles and added a sack, four passes defended, a forced fumble and a fumble recovery.

- Against Green Bay (9/11), led the team with nine solo tackles.
- At San Diego (9/18), made seven tackles and recovered a fumble caused by Yannick Ngakoue's strip-sack in the second quarter.
- Against Oakland (10/23), collected a season-high 11 solo tackles.
- At Detroit (11/20), notched seven tackles, including two tackles for loss.
- At Buffalo (11/27), posted five solo tackles, including his first sack since his rookie season.
- Against Minnesota (12/11), led the team with 14 tackles and a pass defended. Forced a fumble at the goal line that was recovered by Malik Jackson.
- At Houston (12/18), tallied a career-high 17 tackles, the second-most in the NFL during the 2016 season.

2015 (14/14 - Jacksonville): Started 14 games at strong safety and collected 107 tackles, two passes defended, an interception, a tackle for loss, a forced fumble and a fumble recovery.

- At Indianapolis (10/4), returned from injury and tallied a team-high 14 tackles and his first career fumble recovery.
- Against Buffalo (10/25), made seven tackles and recorded a forced fumble that was recovered by Josh Evans at the Jacksonville four-yard line.
- At N.Y. Jets (11/8), notched 13 tackles, including two tackles for loss and a pass defended.
- Against Indianapolis (12/13), started at strong safety and made six tackles, a pass defended and an interception, which he returned 48 yards to the Indianapolis one-yard line.

- At Houston (1/3), started at strong safety and finished with a team-high 14 tackles.

2014 (15/15 - Jacksonville): Led the team with a then career-high 111 tackles, the third-most among NFL defensive backs. Started 15 games at strong safety and registered four passes defended, five tackles for loss and three special teams tackles.

- At Tennessee (10/12), registered a then career-high 14 tackles along with a tackle for loss and a pass defended. Added one special teams tackle.
- At Baltimore (12/14), had a team-high nine tackles and added a pass defended.
- At Houston (12/28), produced 11 tackles and two tackles for loss.

2013 (15/15 - Jacksonville): Started 15 games at strong safety as a rookie and ranked second on the team with 98 tackles along with two forced fumbles, an interception, a sack, six passes defended, three quarterback hits and a tackle for loss.

- Against Kansas City (9/8), made NFL debut with start at strong safety and produced three solo tackles and one quarterback hit.
- At Oakland (9/15), led the secondary with eight tackles and forced a fumble of Darren McFadden in the fourth quarter.
- At Seattle (9/22), stripped Russell Wilson in the second quarter, forcing a fumble that was recovered by Brandon Deaderick. Marked his first career sack and second consecutive game with a forced fumble.
- At St. Louis (10/6), led the team with a then career-high 12 tackles.
- At Cleveland (12/1), made his first career interception, picking off Brandon Weeden in the second quarter. Added nine tackles, a pass defended and a special teams tackle.
- At Indianapolis (12/29), led the team with three passes defended and added six solo tackles.

COLLEGE:

- Appeared in 50 career games, starting the final 45 contests at Florida International and totaled a school-record 365 tackles, 22 passes defended, 13.5 tackles for a loss, seven interceptions (one returned for a touchdown), a school-record six forced fumbles, two fumble recoveries and one sack.
- His 213 solo tackles ranked fifth overall (second among defensive backs) among active NCAA FBS players.
- As a senior (2012), named a team captain and selected to the All-Sun Belt Conference first team. Widely-regarded as the top safety to ever play at FIU, he once again led the team with 93 tackles, including school-highs in solo stops (54) and assisted tackles (39). Also recorded a team-high four interceptions, along with five pass breakups, 3.5 tackles for loss and a forced fumble. Started all 12 games, as well as every game the past three seasons (2010-12), and has started the most career games at safety at FIU (45), which is the third-most amount of starts at any position for a Panther.
- As a junior (2011), selected All-Sun Belt Conference second team after recording 81 tackles (third-highest on the team), to go along with 5.5 tackles for loss and a team-high eight passes defended. The tackle total was good for 18th in the Sun Belt and the eight pass break-ups tied for third all-time in a season in program history.
- As a sophomore (2010), named All-Sun Belt Conference second team after leading the team with 113 tackles, the fourth-best single-season total in FIU history.
- As a freshman (2009), named honorable mention All-Sun Belt Conference after appearing in all 12 games with seven starts and finishing second on the team with 78 tackles. Recorded an interception, three breakups and forced two fumbles.
- Majored in physical therapy at Florida International.

JOHNATHAN CYPRIEN'S NFL STATISTICS

REGULAR SEASON				TACKLES							INTERCEPTIONS					FUMBLES			
Year	Team	GP	GS	Tot	Solo	Asst	Sk	Yds	QBP	TFL	No	Yds	Lg	TD	PD	FF	FR	Yds	SpT
2013	Jacksonville	15	15	98	82	16	1.0	0.0	NA	NA	1	27	27	0	6	2	0	0	5
2014	Jacksonville	15	15	111	77	34	0.0	0.0	NA	NA	0	0	0	0	3	0	0	0	3
2015	Jacksonville	14	14	107	77	30	0.0	0.0	NA	NA	1	48	48	0	2	1	1	0	1
2016	Jacksonville	16	16	126	96	30	1.0	2.0	NA	NA	0	0	0	0	4	1	1	0	1
2017	Tennessee	1	1	8	7	1	0.0	0.0	0	0	0	0	0	0	0	0	0	0	0
NFL Totals		61	61	450	339	111	2.0	2.0	0	0	2	75	48	0	15	4	2	0	10

Single-Game Highs

Tackles - 17 at Houston (12/18/16)

Interceptions - 1 (Twice, last vs. Indianapolis 12/13/15)

Sacks - 1 (Twice, last at Buffalo 11/27/16)

Forced Fumble - 1 (Four times, last vs. Minnesota 12/11/16)

Fumble Recovery - 1 (Twice, last at San Diego 9/18/16)

Passes Defensed - 3 at Indianapolis (12/29/13)



84 COREY DAVIS

WIDE RECEIVER • 6'3" • 209 LBS • COLLEGE: WESTERN MICHIGAN
ACQUIRED: 1ST ROUND - 2017 • NFL EXPERIENCE: ROOKIE
HOMETOWN: WHEATON, ILL.
GAMES PLAYED/GAMES STARTED: 2/1 (PLAYOFFS: 0/0)



PRO: The Titans selected Corey Davis with the fifth-overall pick in the 2017 NFL Draft, which was obtained in a 2016 trade with the Los Angeles Rams. The 6-foot-3-inch, 209-pound wide receiver brings a complete skill set to his position, excelling in route running, making plays after the catch, and blocking. His 5,285 receiving yards at Western Michigan set an all-time FBS record, and he became the second player in FBS history to record 52 career receiving touchdowns. Davis became the highest drafted player from Western Michigan and the first first-rounder from the school since Jason Babin in 2004. The fifth pick was the highest selection ever used by the Titans/Oilers on a wide receiver by 11 slots, topping the 1998 choice of Kevin Dyson with the 16th pick.

CAREER HIGHLIGHTS:

- Davis set an FBS all-time record with 5,285 career receiving yards.
- In 2016, Davis was a consensus All-American selection after tying for the FBS lead with 19 touchdown receptions, ranking seventh nationally with 1,500 receiving yards, and ranking eighth with 97 catches.
- Davis set Western Michigan records for single-season touchdown receptions (19), single-game receiving yards (272), touchdown receptions in a bowl game (three), career receptions (332), career touchdown receptions (52) and career receiving yards (5,285).

TITANS TIDBITS:

- Davis and his six siblings survived a tough economic upbringing in Wheaton, Ill. While he has always maintained a loving relationship with his parents, Olasheni Timson and Michelle Davis, he made the decision as a high school junior to move into the home of Robin and Dan Graham, who became his legal guardians. Dan, Corey Davis' youth football coach, was an offensive lineman for the Tampa Bay Buccaneers. His son, Ryan Graham, played youth and high school football with Davis and currently plays quarterback at Northern Illinois.
- His brother, Titus, played football at Central Michigan and was signed by the Chargers as a rookie free agent in 2015. Titus also spent time with the Jets and Bills before signing with the Bears during the 2017 offseason.
- One of Davis' favorite quotes is "Never die easy" by Walter Payton, who used the saying as the title to his autobiography.

CAREER TRANSACTIONS:

- The Wheaton, Ill., native was selected by the Titans in the first round (fifth overall) of the 2017 NFL Draft.

SEASON RECAPS:

- 2017 (2/1):** Appeared in his first career NFL game against Oakland (9/10/17). Made his first career NFL start at Jacksonville (9/17/17).
- Against Oakland (9/10), played as a reserve at wide receiver in his NFL debut and finished second on the team with six receptions for 69 yards. In the team's "Titans era" (1999-2017), his reception total ranks second among all rookies in Week 1 games. Only Tajaé Sharpe had more, with seven catches (9/11/16). Only Sharpe (76 yards) and Kenny Britt (85 yards on 9/10/09) had more receiving yards than Davis in a rookie Week 1 debut. Registered his first career reception and extended the Titans' opening touchdown drive with a leaping 23-yard catch down the right sideline on third-and-eight in the first quarter.
 - At Jacksonville (9/17), made his first career start at wide receiver and caught one pass for four yards before leaving the game in the second quarter with an injury.
 - Against Seattle (9/24), was inactive.

COLLEGE:

- In four seasons at Western Michigan (2013-16), Davis played and started 50 games. He registered 332 career receptions for 5,285 yards and 52 touchdowns, setting the Mid-American Conference record in each category and becoming the only player in FBS history with 300 catches, 5,000 yards and 50 touchdowns. His 5,285 career receiving yards were the most in FBS history, and he ended his career ranked second all-time in FBS history with 52 career receiving touchdowns (60 by Jarett Dillard). Davis' 332 career receptions ranked fourth all-time in FBS annals.

- AS A SENIOR (2016),** played and started 13 games and set career highs with 97 receptions, 1,500 receiving yards and 19 touchdowns. He helped his team win the MAC and go undefeated until a Cotton Bowl loss. He had five games of 100-plus yards and six games of two or more receiving touchdowns. Tied for the FBS lead (Carlos Henderson) with 19 touchdown receptions. His receiving yardage total ranked seventh in FBS, while his reception total was eighth. Caught seven or more passes in seven games. He was the only player in 2016 in FBS with four halves of at least 130 yards and one touchdown. Named a Biletnikoff Award semifinalist and earned All-American honors from Associated Press (first-team), FWAA (first-team), Phil Steele (first-team), USA Today, Sporting News and Sports Illustrated. Named Mid-American Conference Offensive Player of the Year
- Against Central Michigan (10/1), named MAC Player of the Week following a two-touchdown performance.
 - Against Northern Illinois (10/8), made the ESPN SportsCenter No. 1 Play of the Day with a one-handed catch.
 - At Ball State (11/1), posted 12 catches for a WMU-record 272 yards with three touchdowns. Named MAC Player of the Week.
 - Against Buffalo (11/19), caught a career-high 13 passes for 173 yards and two touchdowns.
 - Against Ohio (12/2), named Offensive Player of the Game in the MAC Championship with eight catches, 144 yards and a touchdown.
 - Against Wisconsin in the Cotton Bowl (1/2/17), posted six receptions for 73 yards and a touchdown.

- AS A JUNIOR (2015),** played and started 13 games and caught 90 passes for 1,436 yards and 12 touchdowns. Finished fifth in the nation and second in the MAC in receiving yards, and his 6.9 receptions per game ranked third in the league and 11th nationally. His 12 receiving touchdowns were third in the league and 11th nationally. He ended the season with seven consecutive 100-yard games and nine total for the year and was named first-team All-MAC.
- Against Michigan State (9/4), hauled in 10 passes for 154 yards and a touchdown versus the nation's No. 4 team.
 - Against Murray State (9/19), totaled six catches for 139 yards and two touchdowns.
 - At No. 1 Ohio State (9/26), had six catches for 42 yards.
 - At Eastern Michigan (10/29), went over 3,000 career receiving yards with seven catches for 105 yards.
 - Against Ball State (11/5), named MAC Player of the Week after posting seven catches for 163 yards and three touchdowns.
 - Against Bowling Green (11/11), set a career high with 13 catches for 159 yards.
 - At Northern Illinois (11/18), caught seven balls for 123 yards including a 72-yard catch.
 - At No. 24 Toledo (11/27), scored two receiving touchdowns on six catches for 139 yards, including a 76-yard touchdown reception.
 - In Popeyes Bahamas Bowl against Middle Tennessee (12/24), recorded eight catches for 183 yards and a career-long 80-yard touchdown.

AS A SOPHOMORE (2014), finished with 78 receptions for 1,408 yards and 15 touchdowns in 12 games (all starts). Ranked seventh in the nation and first in the MAC in receiving yards. Named first-team All-MAC and Phil Steele first-team All-MAC. His 15 touchdowns tied him for third-best in the nation. Went over 100 yards receiving in eight games. Recorded at least two touchdown receptions three times. Ended the season with a touchdown reception in 10-straight games.

- Against Ohio (10/25), finished with nine receptions for a then-career-best 212 yards and two touchdowns and was named MAC West Offensive Player of the Week.
- At Central Michigan (11/22), recorded nine receptions with 104 yards and two touchdowns.
- Against Air Force in the Famous Idaho Potato Bowl (12/20), became first player in program history to catch more than one touchdown in a bowl game with eight receptions, 176 yards and three touchdowns, earning WMU's MVP honors in the contest.

AS A FRESHMAN (2013), played and started 11 games and set WMU freshman records for receiving yards (941), receptions (67) and 100-yard games (five). Named MAC Freshman of the Year, earned Freshman All-America honors from FWAA and College Football News, and was a second-team All-MAC selection.

- At Michigan State (8/30), scored his first career touchdown in his collegiate debut.
- Against Nicholls (9/7), recorded his first career 100-yard receiving game (116 yards).
- At Northwestern (9/14), scored on 75-yard pass play.

- At UMass (10/26), recorded his first career 10-catch game and first two-touchdown game, accumulating 154 yards and a pair of touchdowns on a season-high 10 receptions.
- Majored in sports management at Western Michigan.

PERSONAL:

- Attended Wheaton-Warrenville (Ill.) High School, where he totaled 45 receptions and six receiving touchdowns as a senior. He added three touchdowns on returns and was named all-conference and all-area.
- Follow Davis on Twitter at @c_davis_81, on Instagram at @coreydavis84, and on Snapchat at coreydavis3.
- List of favorites: (TV show) "Game of Thrones"; (movie) "Friday Night Lights"; (musician) Future; (athlete as a child) Walter Payton; (food) deep dish pizza; and (song on his pregame playlist) "Over" by Drake.
- Born Corey Damon Davis on Jan. 11, 1995 in Chicago, Ill.

COREY DAVIS' COLLEGE STATISTICS

Year	Team	GP	GS	RECEIVING					RUSHING				
				No	Yds	Avg	Lg	TD	Att	Yds	Avg	Lg	TD
2013	Western Mich.	11	11	67	941	14.0	75t	6	1	2	2.0	2	0
2014	Western Mich.	12	12	78	1,408	18.1	75t	15	0	0	-	-	0
2015	Western Mich.	13	13	90	1,436	16.0	80t	12	1	11	11.0	11	0
2016	Western Mich.	14	14	97	1,500	15.5	70t	19	1	0	0.0	0	0
College Totals		50	50	332	5,285	15.9	80t	52	3	13	4.3	11	0

Single-Game Highs

Receptions - 13 (Twice, last vs. Buffalo, 11/19/16)
 Receiving Yards - 272 vs. Ball State (11/8/16)

Long Reception - 80t vs. Middle Tennessee (12/24/15)
 Receiving Touchdowns - 3 (Four times, last vs. Ball State, 11/1/16)

COREY DAVIS' GAME-BY-GAME

2017 Tennessee Titans				RECEIVING					RUSHING						
Date	Opp.	W/L	P/S	No	Yds	Avg	Lg	TD	Att	Yds	Avg	Lg	TD		
Sept 10	Oak	L	p	6	69	11.5	23	0							
Sept 17	@ Jax	W	S	1	4	4.0	4	0							
Sept 24	Sea	W	IA												
Oct 1	@ Hou														
Oct 8	@ Mia														
Oct 16	Ind														
Oct 22	@ Cle														
Nov 5	Bal														
Nov 12	Cin														
Nov 16	@ Pit														
Nov 26	@ Ind														
Dec 3	Hou														
Dec 10	@ Ari														
Dec 17	@ SF														
Dec 24	LAR														
Dec 31	Jax														
Totals									2-1	2/1	7	73	10.4	23	0

COREY DAVIS' NFL STATISTICS

REGULAR SEASON				RECEIVING					RUSHING				
Year	Team	GP	GS	No	Yds	Avg	Lg	TD	Att	Yds	Avg	Lg	TD
2017	Tennessee	2	1	7	73	10.4	23	0	0	0	0.0	0	0
NFL Totals		2	1	7	73	10.4	23	0	0	0	0.0	0	0

Single-Game Highs

Receptions - 6 vs. Oakland (9/10/17)
 Receiving Yards - 69 vs. Oakland (9/10/17)

Long Reception - 23 vs. Oakland (9/10/17)
 Touchdowns -



87 ERIC DECKER

WIDE RECEIVER • 6'3" • 214 LBS • COLLEGE: MINNESOTA
ACQUIRED: FREE AGENT - 2017 • NFL EXPERIENCE (NFL/TITANS): 8/1
HOMETOWN: COLD SPRING, MINN.
GAMES PLAYED/GAMES STARTED: 98/76 (PLAYOFFS: 5/5)



PRO: The Titans signed Eric Decker late in the 2017 offseason to bolster the wide receiving corps and provide experience and production both outside and in the slot. The 6-foot-3-inch, 214-pounder spent the first four seasons of his career as a member of the Denver Broncos after being drafted in the third round of the 2010 NFL Draft. Prior to joining the Titans, Decker spent three seasons with the N.Y. Jets. The University of Minnesota product has three 1,000-yard receiving seasons and three double-digit touchdown campaigns on his résumé. He also has a knack for finding the end zone having registered 52 career touchdowns through 2016. Decker enjoyed his greatest statistical success in 2013, when he posted career highs with 87 receptions for 1,288 yards to go along with 11 receiving scores.

CAREER HIGHLIGHTS:

- In his first seven NFL seasons (2010-16), appeared in 95 games with 75 starts and posted 385 receptions for 5,253 yards and 52 touchdowns.
- Since the start of 2012, Decker ranks tied for fifth in the NFL with 43 receiving touchdowns.
- Of his 41 touchdowns since 2012, 33 have come inside the red zone, the second most in the league behind only Brandon Marshall.
- Joined Calvin Johnson and Demaryius Thomas as one of just three players in the league to have produced at least 70 receptions, 900 receiving yards and five touchdowns in each of the seasons between 2013-16, despite averaging 33 fewer targets per season than the other two.
- In 2015, Decker finished with 80 receptions for 1,027 yards, his first 1,000-yard effort as a Jet and third in a span of four seasons, to go along with 12 touchdowns.
- In 2013, Decker started all 16 regular season games for the Broncos and set career highs with 87 receptions and 1,288 receiving yards, which ranked second on the team. Also finished third on the squad with 11 touchdowns.
- In 2012, Decker set then career-highs with 85 receptions, 1,064 receiving yards and 13 receiving touchdowns—ranking second in the NFL in the final category.
- In 2011, Decker led the Broncos in receptions (44) and receiving yards (612) in his first year as a starter for the Broncos while totaling the second most receiving touchdowns (8) in team history by a player in his first or second season.

TITANS TIDBITS:

- Decker and his wife, Jessie, are co-founders of the Decker's Dogs Foundation. Decker's Dogs aims to rescue, care and train service dogs for military veterans returning home with disabilities. For more information on the foundation, please visit ejdeckerfoundation.com.
- Eric and Jessie have teamed up with STOMP Out Bullying to educate students, teachers and parents about the dangers of bullying.
- Decker played outfield for the Minnesota Golden Gophers' baseball team and was drafted twice in the Major League Baseball Draft—by the Milwaukee Brewers in 2008 (38th round) and the Minnesota Twins in 2009 (27th round).
- Decker wears No. 87 for a couple reasons: He was the 87th overall player selected in the 2010 NFL Draft; and he was born in '87.

CAREER TRANSACTIONS:

- The Cold Spring, Minn., native was originally selected by the Denver Broncos in the third round (87th overall) of the 2010 NFL Draft.
- Signed by the New York Jets as an unrestricted free agent on March 13,

2014.

- Waived by the Jets on June 7, 2017.
- Signed by the Titans as a free agent on June 19, 2017.

SEASON RECAPS:

2017 (3/1 - Tennessee):

- Against Oakland (9/10), started at wide receiver in his Titans debut and snared three catches for 10 yards.
- At Jacksonville (9/17), played as a reserve at wide receiver and snared three receptions for 32 yards. Returned an onside kick for 22 yards in the fourth quarter. Kept the Titans' opening scoring drive alive with a 10-yard grab on third-and-two in the first quarter.
- Against Seattle (9/24), saw action as a reserve at wide receiver and snagged four catches for 49 yards. Extended the Titans' opening scoring drive with a 17-yard grab on third-and-15 late in the first quarter.

2016 (3/3 - N.Y. Jets):

- Started three games at wide receiver and caught nine passes for 194 yards with two touchdowns. Was inactive for two games before being placed on injured reserve on Oct. 12, 2016.
- Against Cincinnati (9/11), started in season opener where he recorded two receptions for 37 yards, including a 15-yard touchdown grab.
- At Buffalo (9/15), brought in six receptions for a game-high 126 yards, including one touchdown.

2015 (15/13 - N.Y. Jets):

- Saw action in 15 games with 13 starts as he registered his first 1,000-yard receiving season as a member of the Jets. Collected 80 receptions for 1,027 yards and 12 touchdowns. Was inactive for one contest. Combined with Brandon Marshall to set a new Jets record for touchdown receptions among the team's top wide receivers in a single season (26), as the pair also led all NFL wide receiver duos in receptions (189), while finishing second in combined yards (2,529). The Decker/Marshall combo each scored a touchdown in the same game nine times, besting the NFL mark of seven set in 1998 by Vikings receivers Cris Carter and Randy Moss.
- At Indianapolis (9/21), before exiting the game with an injury in the fourth quarter, snagged eight passes for 97 yards. Caught his second touchdown of the season on a six-yard strike to open the scoring.
- At New England (10/25), reeled in five receptions on third down, four of which resulted in first downs, while totaling his third-highest yardage output of the season with 94 yards.
- At Oakland (11/1), caught six passes for 60 yards while also hauling in a touchdown reception in the third quarter from Geno Smith.
- Against Jacksonville (11/8), led the team with six receptions for 79 yards while adding a touchdown on a seven-yard catch to take an early lead in the first quarter.
- Against Buffalo (11/12), led all receivers in receptions (six) and receiving yards (85), adding a 31-yard touchdown (his longest of the season) midway through the fourth quarter.
- At N.Y. Giants (12/6), logged his first 100-yard performance of the season after catching eight passes for 101 yards. Along with Brandon Marshall (12 receptions for 131 yards), the pair became the first tandem in Jets history to each surpass 100 receiving yards in a road win since 1986.
- Against Tennessee (12/13), scored on a 16-yard pass in the first quarter of the game, giving the Jets a 7-0 lead.

2014 (15/15 - N.Y. Jets):

- Started 15 games and led the team with 74 receptions, 962 receiving yards and five touchdowns (five). His catches and receiving yards were the most by a Jets receiver since 2007.
- Against Oakland (9/7), in his first game with the Jets, he was targeted

a team-high six times and made five receptions. Posted a game-high 74 receiving yards.

- At Green Bay (9/14), caught his first touchdown as a member of the Jets on a 29-yard pass from Geno Smith.
- Against Denver (10/12), notched six receptions, including a two-yard touchdown toss from Geno Smith.
- At Kansas City (11/2), hauled in a season-high nine receptions for 63 yards and his fourth touchdown of the season.
- At Tennessee (12/15), caught seven passes for 100 yards, marking the first time he reached the century mark in 2014.
- At Miami (12/28), tallied 10 receptions for a career-high 221 yards. Caught a career-long 74-yard touchdown from Geno Smith. His 221 yards are the second highest single-game total in team history behind Don Maynard's 228 yards (11/17/68 at OAK).

2013 (16/16, 3/3 - Denver): Started all 16 regular season games and set career highs in 87 receptions and 1,288 receiving yards, which ranked second on the team. Finished third on the team with 11 touchdowns. Started all three playoff games and registered eight receptions for 111 yards.

- Against Oakland (9/15), finished with eight catches for 133 yards. Had a then career-long reception of 61 yards and also finished with one touchdown.
- At Indianapolis (10/20), set a then career high in receiving yards with 150 and had one touchdown.
- At Kansas City (12/1), notched four touchdowns on eight catches, which set a Broncos franchise record. Also tallied a then career-best 174 yards.
- Against Tennessee (12/8), collected at least 100 receiving yards in consecutive games for the first time in his career with 117 yards and one touchdown.
- At Houston (12/22), posted a career-high 10 receptions for 131 yards and two touchdowns.
- Against New England (1/19), posted five receptions for 73 yards.

2012 (16/15, 1/1 - Denver): Played all 16 regular season games with 15 starts and set then career-highs with 85 receptions, 1,064 receiving yards and 13 receiving touchdowns—ranking second in the NFL in the final category. Started the lone playoff contest and tallied six receptions for 84 yards.

- Against Houston (9/23), set a career high with 136 receiving yards on eight catches.
- At Cincinnati (11/4), matched career highs with eight receptions and two touchdown catches to mark his fifth-straight game with at least one touchdown.
- Against San Diego (11/18), caught his 100th career pass and took it 20 yards for his eighth touchdown of the season during the third quarter, becoming just the third player in team history with at least eight touchdown catches in back-to-back seasons.
- At Baltimore (12/16), matched his career high with eight catches and produced a game-high 133 receiving yards—the second highest total of his career.
- Against Kansas City (12/30), posted his sixth career multiple-touchdown game and topped the 1,000-yard mark for the first season of his career.
- Against Baltimore (1/12), tied for a team-high six catches and led Denver with 84 yards in Denver's AFC Divisional Playoff Game.

2011 (16/13, 1/1 - Denver): Played in all 16 games with 13 starts in the regular season and led the Broncos with 44 receptions for 612 yards with eight touchdowns. Added six punt returns for 133 yards, including a 90-yard touchdown, and returned two kickoffs for 50 yards. Totaled the second most receiving touchdowns (8) by a Bronco in his first or second season.

- Against Oakland (9/12), registered the third-longest punt return for a touchdown (90 yards) in franchise history in the season opener despite never returning a punt at any level entering the game.
- Against Cincinnati (9/18), totaled five receptions for 133 yards and two touchdowns in his first career start.
- Against Pittsburgh (1/8), started Denver's AFC Wild Card Playoff Game but left the game and missed the rest of the postseason with a knee injury.

2010 (14/0 - Denver): Played 14 games as a rookie and totaled six receptions for 106 yards with one touchdown. Led the club with 22 kickoff returns for 556 yards, with his 25.3-yard average ranking third in the NFL among rookies. Tied for third on the team with nine special teams stops.

- Against St. Louis (11/28), recorded his first two NFL receptions, including a season-long 38-yard catch in the fourth quarter.
- At Arizona (12/12), set a franchise record with 211 yards on seven kickoff returns (30.1 avg.).
- Against San Diego (1/2), caught his first career touchdown pass on a six-yard reception from quarterback Tim Tebow in the regular-season finale.

COLLEGE:

- Was a two-sport athlete (football and baseball) at the University of Minnesota, where he played in 45 career games with 35 starts and totaled 227 receptions for 3,119 yards (13.7 avg.) with 24 touchdowns. Totaled 11 career 100-yard receiving games.
- As a senior (2009), led the Big Ten Conference and finished 15th in the nation with 94.8 receiving yards per game, earning second-team Lowe's Senior CLASS All-America honors.
- As a junior (2008), set a school record with 84 receptions for 1,074 yards (12.8 avg.) with seven touchdowns, while receiving honorable mention All-America accolades and first-team All-Big Ten recognition.
- Graduated with a degree in business and marketing from Minnesota.

PERSONAL:

- Attended Rocori (Cold Spring, Minn.) High School where he played football, basketball and baseball, earning all-conference, all-area and all-section honors in all three sports.
- Named Team MVP twice for football, recording 2,156 receiving yards with 28 touchdowns during his prep career.
- Follow Decker on Twitter at @EricDecker87.
- Follow Decker on Instagram at @edeck87.
- Born Eric Thomas Decker on March 15, 1987 in Cold Spring, Minn.

ERIC DECKER'S GAME-BY-GAME CONT.

2017 Tennessee Titans

Date	Opp.	W/L	P/S	RECEIVING				
				No	Yds	Avg	Lg	TD
Sept 10	Oak	L	S	3	10	3.3	8	0
Sept 17	@ Jax	W	p	3	32	10.7	16	0
Sept 24	Sea	W	p	4	49	12.3	17	0
Oct 1	@ Hou							
Oct 8	@ Mia							
Oct 16	Ind							
Oct 22	@ Cle							
Nov 5	Bal							

Nov 12	Cin										
Nov 16	@ Pit										
Nov 26	@ Ind										
Dec 3	Hou										
Dec 10	@ Ari										
Dec 17	@ SF										
Dec 24	LAR										
Dec 31	Jax										
Totals					2-1	3/1	10	91	9.1	17	0

ERIC DECKER'S NFL STATISTICS

REGULAR SEASON

Year	Team	GP	GS	RECEIVING					RUSHING				
				No	Yds	Avg	Lg	TD	Att	Yds	Avg	Lg	TD
2010	Denver	14	0	6	106	17.7	38	1	0	0	-	0	0
2011	Denver	16	13	44	612	13.9	56t	8	1	1	1.0	1	0
2012	Denver	16	15	85	1,064	12.5	55	13	0	0	-	0	0
2013	Denver	16	16	87	1,288	14.8	61	11	0	0	-	0	0
2014	New York Jets	15	15	74	962	13.0	74t	5	0	0	-	0	0
2015	New York Jets	15	13	80	1,027	12.8	35	12	0	0	-	0	0
2016	New York Jets	3	3	9	194	21.6	35	2	0	0	-	0	0
2017	Tennessee	3	1	10	91	9.1	17	0	0	0	-	0	0
NFL Totals		98	76	395	5,344	13.5	74t	52	1	1	1.0	1	0

PUNT RETURNS

Year	Team	No	FC	Yds	Avg	Lg	TD	KICKOFF RETURNS				
								No	Yds	Avg	Lg	TD
2010	Denver	0	0	0	-	0	0	22	556	25.3	51	0
2011	Denver	6	1	133	22.2	90t	1	2	50	25.0	34	0
2012	Denver	2	0	22	11.0	13	0	0	0	-	0	0
2013	Denver	1	2	2	2.0	2	0	0	0	-	0	0
2015	New York Jets	1	3	11	11.0	11	0	0	0	-	0	0
2017	Tennessee	0	0	0	-	0	0	1	22	22.0	22	0
NFL Totals		10	6	168	16.8	90t	1	25	628	25.1	51	0

POSTSEASON

Year	Team	GP	GS	RECEIVING					RUSHING				
				No	Yds	Avg	Lg	TD	Att	Yds	Avg	Lg	TD
2011	Denver	1	1	0	0	-	0	0	1	9	9.0	9	0
2012	Denver	1	1	6	84	14.0	32	0	0	0	-	0	0
2013	Denver	3	3	8	111	13.9	21	0	0	0	-	0	0
NFL Totals		5	5	14	195	13.9	32	0	1	9	9.0	9	0

PUNT RETURNS

Year	Team	No	FC	Yds	Avg	Lg	TD	KICKOFF RETURNS				
								No	Yds	Avg	Lg	TD
2013	Denver	4	1	75	18.8	47	0	0	0	-	0	0
NFL Totals		4	1	75	18.8	47	0	0	0	-	0	0

Single-Game Highs

Receptions - 10 (Twice, last at Miami 12/28/14)
 Receiving Yards - 221 at Miami (12/28/14)
 Long Reception - 74t at Miami (12/28/14)
 Receiving Touchdowns - 4 at Kansas City (12/1/13)
 Rushing Attempts - 1 at Green Bay (10/2/11)
 Rushing Yards - 1 at Green Bay (10/2/11)
 Long Rush - 1 at Green Bay (10/2/11)

Punt Returns - 5 vs. Oakland (9/12/11)
 Punt Return Yards - 128 vs. Oakland (9/12/11)
 Punt Return Long - 90t vs. Oakland (9/12/11)
 Punt Return Touchdown - 1 vs. Oakland (9/12/11)
 Kickoff Returns - 7 (Twice, last at Oakland 12/19/10)

Kickoff Return Yards - 211 at Arizona (12/12/10)
 Kickoff Return Long - 51 at Arizona (12/12/10)

Playoff Single-Game Highs

Receptions - 6 vs. Baltimore (1/12/13)
 Receiving Yards - 84 vs. Baltimore (1/12/13)
 Long Reception - 32 vs. Baltimore (1/12/13)
 Rushing Attempts - 1 vs. Pittsburgh (1/8/12)
 Rushing Yards - 9 vs. Pittsburgh (1/8/12)
 Long Rush - 9 vs. Pittsburgh (1/8/12)

Additional Statistics

Fumble Recovery - 1 vs. Jacksonville (10/13/13)



92 KEVIN DODD

OUTSIDE LINEBACKER • 6'5" • 277 LBS • COLLEGE: CLEMSON
ACQUIRED: 2ND ROUND - 2016 • NFL EXPERIENCE (NFL/TITANS): 2/2
HOMETOWN: GREENVILLE, S.C.
GAMES PLAYED/GAMES STARTED: 10/1 (PLAYOFFS: 0/0)



PRO: The Titans selected Kevin Dodd in the second round of the 2016 NFL Draft. The 6-foot-5-inch, 277-pounder transitioned to a 3-4 outside linebacker with the Titans after playing defensive end at Clemson. He appeared in nine games with one start as a rookie. In college, Dodd played behind pro talent in his first three seasons before bursting on the scene as a redshirt junior in 2015. In his final collegiate campaign the Greenville, S.C., native tallied 12 sacks and 23.5 stops for loss.

CAREER HIGHLIGHTS:

- Dodd appeared in nine games as a rookie in 2016, tallying his first career start and first career sack at Detroit on Sept. 18.
- Dodd enjoyed a stellar junior campaign at Clemson when he started all 15 games, ranked second in the nation with 23.5 tackles for loss and finished in the top 10 nationally with 12 sacks.
- Dodd had a spectacular showing in the National Championship Game against Alabama when he produced a career-high five tackles for loss and three sacks, both of which set Clemson single-game postseason records.

TITANS TIDBITS:

- Dodd attended the first round of the 2016 NFL Draft in Chicago. After not being selected he returned home, and when the second round started he got the call from the Titans on a car ride to dinner with friends. Dodd states not being selected in the first round will serve as motivation during his career.
- Dodd says that his grandmother Mamae Charles served as an inspiration in his life and her guidance in the early years helped him reach his football dreams. She passed away when he was in sixth grade and to this day he plays to honor her life.

CAREER TRANSACTIONS:

- The Greenville, S.C., native was selected by the Titans in the second round (33rd overall) of the 2016 NFL Draft.

SEASON RECAPS:

2017 (1/0):

- Against Oakland (9/10), was inactive.
- At Jacksonville (9/17), was inactive.
- Against Seattle (9/24), played as a reserve at outside linebacker and notched a tackle.

2016 (9/1): Played in nine games with one start at outside linebacker as a rookie and registered nine tackles, a sack, four quarterback pressures and a stop for loss. Was inactive for three contests. Placed on injured reserve on Dec. 6, 2016. Tied for the team lead in quarterback pressures once in 2016 (at DET). Appeared in his first career NFL game against Minnesota (9/11/16). Made his first career NFL start and notched his first career sack at Detroit (9/18/16).

- Against Minnesota (9/11), made his NFL debut as a reserve outside linebacker.
- At Detroit (9/18), made his first career NFL start at outside linebacker and posted six tackles, including his first career sack, a team-high four quarterback pressures and a stop for loss. Collected his first career sack by dropping Matthew Stafford for a six-yard loss on the final play of the first half.
- Against Cleveland (10/16), played as a reserve at outside linebacker and notched a tackle.
- At San Diego (11/6), played as a reserve at outside linebacker and tallied a tackle.

- Against Green Bay (11/13), saw action as a reserve at outside linebacker and notched a tackle.

COLLEGE:

- Played parts of four seasons at Clemson and blossomed into one of the nation's top pass rushers in 2015. Notched 107 tackles, 26.5 tackles for loss and 12 sacks over 39 career games. Declared early for the 2016 NFL Draft following the National Championship Game against Alabama.
- As a redshirt junior (2015), named honorable mention All-ACC by the media after starting all 15 games and registering 86 tackles, 23.5 for loss and 12 sacks. Also added 13 quarterback pressures and ranked second nationally in tackles for loss to teammate Shaq Lawson. Ranked in the national top 10 in sacks.
- Against Notre Dame (10/3), named ACC Defensive Lineman of the Week after compiling 3.5 tackles for loss and two sacks in win over Fighting Irish.
- Against Alabama (1/11), had a career-high five tackles for loss and three sacks, both of which set Clemson single-game postseason records, in the National Championship Game.
- As a redshirt sophomore (2014), played in 12 games as a reserve and tallied eight tackles, 2.5 tackles for loss and three quarterback pressures.
- As a sophomore (2013), saw action in four games as a reserve and notched seven tackles, a half tackle for loss and one quarterback pressure. Suffered a season-ending injury in the fourth game and received a medical redshirt.
- As a freshman (2012), played in eight games as a reserve and collected six tackles.
- Majored in sociology at Clemson.

PERSONAL:

- Single, splits time between Nashville and Greenville, S.C.
- Spent the 2011 season at Hargrave Military Academy.
- Attended Riverside High School and was named No. 14 player in South Carolina by Rivals.com and No. 27 player in South Carolina by SuperPrep.
- Played in the South Carolina North-South High School All-Star game and had five tackles, two sacks, a caused fumble and recovered fumble.
- As a senior, was an all-region and all-county selection after producing 78 tackles, 22 tackles for loss, nine sacks, three caused fumbles, one recovered fumble and four pass breakups.
- Named Riverside High School Field Athlete of the Year and was voted as a team captain as a senior. Set school records in the shot (49' 1") and discus (128' 6.5").
- Was a county champion in the shotput, runner-up in the discus and named Greenville County Field Athlete of the Year. Was a region champion in the shot and discus and was a state qualifier in the shotput.
- Follow Dodd on at Twitter: @kdodd98.
- Follow Dodd on at @kdodd_98.
- Born Kevin Tyrell Dodd on July 14, 1992 in Greenville, S.C.

KEVIN DODD'S GAME-BY-GAME

2016 Tennessee Titans

Date	Opp	W/L	P/S	Tot Solo	Asst	Sk	- Yds	QBP	TFL	Int - Yds	-TD	PD	FF	FR - Yds	SpT
Sept 11	Min	L	p	0	0	0	0.0	0.0	0	0	0	0	0	0	0
Sept 18	@ Det	W	S	6	3	3	1.0	6.0	4	1	0	0	0	0	0
Sept 25	Oak	L	p	0	0	0	0.0	0.0	0	0	0	0	0	0	0
Oct 2	@ Hou	L	p	0	0	0	0.0	0.0	0	0	0	0	0	0	0
Oct 9	@ Mia	W	p	0	0	0	0.0	0.0	0	0	0	0	0	0	0
Oct 16	Cle	W	p	1	1	0	0.0	0.0	0	0	0	0	0	0	0
Oct 23	Ind	L	p	0	0	0	0.0	0.0	0	0	0	0	0	0	0
Oct 27	Jax	W	IA												
Nov 6	@ SD	L	p	1	1	0	0.0	0.0	0	0	0	0	0	0	0
Nov 13	GB	W	p	1	1	0	0.0	0.0	0	0	0	0	0	0	0
Nov 20	@ Ind	L	IA												
Nov 27	@ Chi	W	IA												
Dec 11	Den														
Dec 18	@ KC														
Dec 24	@ Jax														
Jan 1	Hou														
Totals	6-6	9/1		9	6	3	1.0	6.0	4	1	0	0	0	0	0

Placed on injured reserve on Dec. 6, 2016

2017 Tennessee Titans

Date	Opp	W/L	P/S	Tot Solo	Asst	Sk	- Yds	QBP	TFL	Int - Yds	-TD	PD	FF	FR - Yds	SpT
Sept 10	Oak	L	IA												
Sept 17	@ Jax	W	IA												
Sept 24	Sea	W	p	1	1	0	0.0	0.0	0	0	0	0	0	0	0
Oct 1	@ Hou														
Oct 8	@ Mia														
Oct 16	Ind														
Oct 22	@ Cle														
Nov 5	Bal														
Nov 12	Cin														
Nov 16	@ Pit														
Nov 26	@ Ind														
Dec 3	Hou														
Dec 10	@ Ari														
Dec 17	@ SF														
Dec 24	LAR														
Dec 31	Jax														
Totals	2-1	1/0		1	1	0	0.0	0.0	0	0	0	0	0	0	0

KEVIN DODD'S NFL STATISTICS

REGULAR SEASON		TACKLES									INTERCEPTIONS					FUMBLES			
Year	Team	GP	GS	Tot	Solo	Asst	Sk	Yds	QBP	TFL	No	Yds	Lg	TD	PD	FF	FR	Yds	SpT
2016	Tennessee	9	1	9	6	3	1.0	6.0	4	1	0	0	0	0	0	0	0	0	0
2017	Tennessee	1	0	1	1	0	0.0	0.0	0	0	0	0	0	0	0	0	0	0	0
NFL Totals		10	1	10	7	3	1.0	6.0	4	1	0	0	0	0	0	0	0	0	0

Single-Game Highs

Tackles - 6 at Detroit (9/18/16)

Sacks - 1 at Detroit (9/18/16)

Quarterback Pressures - 4 at Detroit (9/18/16)



32 DAVID FLUELLEN

RUNNING BACK • 5'11" • 224 LBS • COLLEGE: TOLEDO
ACQUIRED: FREE AGENT - 2015 • NFL EXPERIENCE (NFL/TITANS): 1/1
HOMETOWN: LOCKPORT, N.Y.
GAMES PLAYED/GAMES STARTED: 3/0 (PLAYOFFS: 0/0)



PRO: The Titans originally signed David Fluellen at the beginning of the 2015 training camp to add depth to the running back rotation. The former University of Toledo product is a hard-nosed ball carrier that displays good vision and an athletic frame. The 5-foot-11-inch, 224-pounder spent the entire 2015 season and most of the 2016 campaign on the Titans' practice squad. Prior to his arrival in Tennessee, Fluellen spent time with the Philadelphia Eagles and Indianapolis Colts.

TITANS TIDBITS:

- Fluellen's favorite personal moment in sports growing up was his first touchdown when he was eight years old. He strip-sacked the quarterback, picked up the fumble and ran it in.

CAREER TRANSACTIONS:

- The Lockport, N.Y., native was originally signed by the Philadelphia Eagles as a rookie free agent on May 10, 2014.
- Traded by the Eagles to the Indianapolis Colts for kicker Cody Parkey on Aug. 20, 2014.
- Released by the Colts on Aug. 30, 2014.
- Signed by the Titans as a free agent on July 30, 2015.
- Waived by the Titans on Sept. 5, 2015 and signed to the team's practice squad a day later.
- Signed by the Titans to a future contract on Jan. 4, 2016.
- Released by the Titans on Sept. 3, 2016 and signed to the team's practice squad a day later.
- Signed by the Titans to the active roster from their practice squad on Nov. 8, 2016.
- Released by the Titans on Dec. 12, 2016 and signed to the team's practice squad two days later.
- Re-signed by the Titans on Jan. 2, 2017.

SEASON RECAPS:

2017 (3/0): Appeared in his first career NFL game against Oakland (9/10/17).

- Against Oakland (9/10), saw action as a reserve on special teams in his NFL debut.
- At Jacksonville (9/17), played as a reserve at running back and carried the ball three times for 18 yards. Collected a special teams tackle on coverage units.
- Against Seattle (9/24), saw action as a reserve on special teams.

2016 (0/0): Spent the first nine weeks of the season on the Titans' practice squad before being elevated to the 53-man roster on Nov. 8. Was inactive for four games. Was released on Dec. 12 and spent the final three weeks on the team's practice squad.

2015 (0/0): Spent the entire season on the Titans' practice squad.

COLLEGE:

- A two-time first-team All-MAC selection, Fluellen finished his collegiate career fourth on Toledo's all-time rushing list with 3,336 rushing yards.
- As a senior (2013), gained 1,121 yards rushing despite missing most of four games due to injuries. Added 10 touchdowns during his senior campaign, earning first-team All-MAC honors for his play.
- As a junior (2012), garnered first-team All-MAC accolades after finishing eighth in the nation with 124.8 yards per game. His 1,498 rushing yards ranked fifth all-time at Toledo and his 13 touchdowns were a career high.
- Surpassed the 100-yard mark in six straight games as a junior, including

a trio of 200-plus contests.

- As a sophomore (2011), ranked third on the team with 493 rushing yards.
- As a true freshman (2010), gained 224 yards and score one touchdown on 38 carries.
- Earned his degree in criminal justice at Toledo.

PERSONAL:

- Earned first-team All-Western New York and first-team Class AA all-state honors as a senior at Lockport High School after rushing for 1,638 yards and 19 touchdowns as a senior.
- Finished his career as Lockport's all-time leading rusher with 4,744 yards and was named the Class AA Co-Player of the Year as a senior, in addition to being named a top five finalist for the New York State Player of the Year award.
- Son of David Fluellen Sr. and Arletha.
- His brother, Jhamal Fluellen, was a running back at Syracuse and Maine. He also has five sisters.
- Born David Fluellen on Jan. 28, 1992 in Lockport, N.Y.

DAVID FLUELLEN'S GAME-BY-GAME

2017 Tennessee Titans				RUSHING					RECEIVING																
Date	Opp	W/L	P/S	Att	Yds	Avg	Lg	TD	No	Yds	Avg	Lg	TD												
Sept 10	Oak	L	p	0	0	-	0	0	0	0	-	0	0	Nov 12	Cin										
Sept 17	@ Jax	W	p	3	18	6.0	10	0	0	0	-	0	0	Nov 16	@ Pit										
Sept 24	Sea	W	p	0	0	-	0	0	0	0	-	0	0	Nov 26	@ Ind										
Oct 1	@ Hou													Dec 3	Hou										
Oct 8	@ Mia													Dec 10	@ Ari										
Oct 16	Ind													Dec 17	@ SF										
Oct 22	@ Cle													Dec 24	LAR										
Nov 5	Bal													Dec 31	Jax										
Totals														2-1	3/0	3	18	6.0	10	0	0	0	-	0	0

DAVID FLUELLEN'S NFL STATISTICS

REGULAR SEASON				RUSHING					RECEIVING				
Year	Team	GP	GS	No	Yds	Avg	Lg	TD	Att	Yds	Avg	Lg	TD
2015	Tennessee	0	0	Practice Squad									
2016	Tennessee	0	0	0	0	0.0	-	0	0	0	-	0	0
2017	Tennessee	3	0	3	18	6.0	10	0	0	0	-	0	0
NFL Totals		3	0	3	18	6.0	10	0	0	0	-	0	0

Single-Game Highs

Rushes - **3 at Jacksonville (9/17/17)**
 Rushing Yards - **18 at Jacksonville (9/17/17)**
 Long Rush - **10 at Jacksonville (9/17/17)**

Additional Statistics

Special Teams Tackles - **1 (2017)**



45 JALSTON FOWLER

FULLBACK • 5'11" • 254 LBS • COLLEGE: ALABAMA
ACQUIRED: 4TH ROUND - 2015 • NFL EXPERIENCE (NFL/TITANS): 3/3
HOMETOWN: MOBILE, ALA.
GAMES PLAYED/GAMES STARTED: 35/7 (PLAYOFFS: 0/0)



PRO: The Titans selected Jalston Fowler in the fourth round of the 2015 NFL Draft, and the fullback has played in all 32 games in his first two NFL campaigns. The 5-foot-11-inch, 254-pounder possesses a big, athletic frame and low center of gravity as a runner, and is a threat out of the backfield as a receiver. He adds an element of versatility to the Titans squad having served as a fullback, running back, H-back, tight end and on special teams during his time with the Alabama Crimson Tide.

CAREER HIGHLIGHTS:

- In 2016, Fowler played in all 16 games with six starts at fullback. Helped block for the NFL's third-ranked rushing attack which averaged 136.7 rush yards per game, including DeMarco Murray's AFC-leading 1,287 rushing yards.
- As a rookie in 2015, he played in all 16 games and scored a rushing touchdown and a receiving touchdown. Eight of his 12 touches resulted in first downs.
- Fowler won two national championships (2011, 2012) as a member of the Alabama football team.
- In 2014, Fowler's final year at Alabama, he helped open holes for a pair of Crimson Tide running backs to each amass more than 900 rushing yards. Derrick Henry collected 990 yards on 172 carries with 11 touchdowns and T.J. Yeldon posted 979 yards on 194 rushes with 11 scores.

TITANS TIDBITS:

- Fowler lists his mother, Dana, as the person that inspires him the most. When his brother, Joe, was accidentally shot and killed at a friend's house in 2007, she stayed strong and kept the family together.
- Fowler's nickname is "Nudie." The moniker was given to him by his father because that's how he referred to him when he was a newborn in the hospital.

CAREER TRANSACTIONS:

- The Mobile, Ala., native was selected by the Titans in the fourth round (108th overall) the 2015 NFL Draft.

SEASON RECAPS:

2017 (3/1):

- Against Oakland (9/10), saw limited action as a reserve at fullback.
- At Jacksonville (9/17), played as a reserve at fullback and rushed once for a three-yard touchdown. Helped open holes for a rushing attack that amassed 179 yards on 36 carries (5.0 avg.). Gave the Titans a 37-9 advantage with a three-yard touchdown plunge with 4:14 left to play in the game.
- Against Seattle (9/24), started at fullback and helped block for Titans' ball carriers to collect 195 rushing yards on 35 carries (5.6 avg.). Had multiple big blocks on DeMarco Murray's 75-yard touchdown jaunt off left end late in the third quarter.

2016 (16/6): Saw action in all 16 games with six starts at fullback and helped open holes for the NFL's third-ranked rushing attack which averaged 136.7 rush yards per game. Carried the ball once for three yards and caught one pass for 14 yards. Registered three special teams tackles on coverage units. Registered his first career NFL start at fullback against Minnesota (9/11/16). Tied for the team lead in special teams tackles three times in 2016 (vs. CLE, at SD, at IND).

- Against Minnesota (9/11), made his first career start at fullback and saw action on special teams.
- Against Oakland (9/25), started at fullback and snared one reception for

14 yards during the Titans' touchdown drive.

- At Miami (10/9), saw action as a reserve at fullback and helped open holes for Titans' rushers to gain 235 yards on the ground.
- Against Jacksonville (10/27), played as a reserve at fullback and helped open holes for Titans' ball carriers to accumulate 214 yards on the ground.
- At San Diego (11/6), saw limited action as a reserve at fullback. Tied for the team lead with a special teams tackle on coverage units.
- Against Green Bay (11/13), started at fullback and helped block for Titans' ball carriers who collected 162 yards on the ground.
- At Chicago (11/27), played as a reserve at fullback and helped block for Titans' ball carriers to gain 149 yards on the ground.
- Against Denver (12/11), started at fullback and helped block for Titans' rushers to amass 180 rushing yards on 42 carries in a 13-10 victory over the Broncos.
- At Kansas City (12/18), started at fullback and helped pave the way for Titans' ball carriers to gain 148 yards on the ground. Registered his first carry of the season for three yards.

2015 (16/0): Appeared in all 16 games at fullback as a rookie. Carried the ball seven times for 13 yards with a touchdown. Caught five passes for 44 yards with a touchdown. Eight of his 12 touches resulted in first downs. Registered five special teams tackles and a forced fumble on coverage units. Played in his first career NFL game at Tampa Bay (9/13/15). Tied for the team lead in special teams tackles twice in 2015 (at CLE, vs. BUF).

- At Tampa Bay (9/13), saw action as a reserve at fullback and on special teams in his Titans debut. Helped open holes for Titans rushers to gain 124 yards on the ground. Notched a special teams tackle on coverage units. Extended a scoring drive by recovering a Bishop Sankey fumble in the third quarter.
- At Cleveland (9/20), carried the ball once for three yards with a first down while hauling in a 19-yard reception. Collected a special teams tackle on coverage units. Set up the Titans' first touchdown with a 19-yard reception on a screen pass in the third stanza.
- Against Indianapolis (9/27), carried the ball four times for nine yards with his first career touchdown. Kept the Titans' scoring drive alive with a three-yard plunge on fourth-and-one in the third quarter. Got the Titans to within two points with a one-yard touchdown plunge with 47 seconds left to play in the fourth quarter.
- Against Buffalo (10/11), collected a special teams tackle and forced fumble on coverage units. Stripped Denarius Moore on a punt return, and the fumble was recovered by Steve Johnson at the Bills' 39-yard line in the third quarter.
- Against Oakland (11/29), gave the Titans a 21-17 lead with a one-yard touchdown catch with less than five minutes to play in the fourth quarter.

COLLEGE:

- Played in 53 career games at Alabama serving as a fullback, running back, H-back, tight end and on special teams. Carried the ball 113 times for 755 yards and five touchdowns. Also caught 19 career passes with seven receiving touchdowns. Was a member of two national championship teams.
- As a senior (2014), selected to the Senior Bowl and played in all 14 games with five starts. Notched 11 receptions for 129 yards and two touchdowns and had 12 rushes on the season for 69 yards. Had six first-down rushes and six first-down receptions, gaining a first down on 12 of his 23 touches. Was named Offensive Player of the Week three times (against Arkansas, Mississippi State and Auburn).
- As a junior (2013), played in all 13 games, after losing most of his sophomore season to an injured knee. Registered seven receptions for 15

yards with five going for touchdowns. His five receiving touchdowns were the second-highest total on the team. Rushed for 88 yards on 20 carries.

- As a redshirt junior (2012), played in two games and filled a myriad of roles in the Alabama offense before suffering a knee injury in the second half of the Western Kentucky game that ended his season. Had 85 rushing yards on 11 carries for a 7.7 yards per carry average. Also had one reception for six yards.

- As a sophomore (2011), played in 13 games as a reserve and gave Alabama a reliable option off the bench at running back. Backed up Trent Richardson and Eddie Lacy and finished with 385 yards on 56 carries, with four touchdowns. Averaged 6.9 yards per carry and converted 16 first downs rushing the football.

- As a freshman (2010), played in 11 games, earning time on special teams and at running back. Totaled two tackles and rushed the ball 14 times for 111 yards with a 36-yard touchdown.

- Graduated with a degree in human environmental science from Alabama in 2013. Received his master's degree in sport management from Alabama in 2015.

PERSONAL:

- Splits time between Nashville and Mobile, Ala., with his two sons, Jalston Jr. and Jayce.

- Was a four-star running back out of Vigor High School. Was listed as the No. 2 fullback nationally by Scout.com and SuperPrep All-American. Was rated as the No. 9 player in Alabama by SuperPrep, the No. 10 prospect on The Mobile Press-Register's Elite 18 and the No. 3 player in the Birmingham News Super Senior postseason rankings.

- As a senior in 2009, was an Alabama Sports Writers Association Class 5A All-State selection and named a Birmingham News Super Senior. Was also an outstanding linebacker.

- Rushed for 1,182 yards and 25 touchdowns in 2008 and also caught 27 passes for 391 yards and a score while leading his Vigor team to the 2008 5A Alabama State Championship.

- List of favorites: (TV show) "SpongeBob SquarePants"; (movie) "Major Payne"; (actors) Damon Wayans and Denzel Washington; (childhood sports hero) Terrell Davis; (childhood sports teams) Atlanta Falcons and Atlanta Braves; (video game) "NBA 2K"; (guilty pleasure) red velvet cake; and (food) Soul food and fried chicken.

- Follow Fowler on Twitter at @jalstonfowler.

- Born Jalston Demontrez Fowler, Sr. on July 26, 1990 in Mobile, Ala.

JALSTON FOWLER'S GAME-BY-GAME

2015 Tennessee Titans				RUSHING				RECEIVING					
Date	Opp	W/L	P/S	Att	Yds	Avg	Lg	TD	No	Yds	Avg	Lg	TD
Sept 13	@ TB	W	p	0	0	-	0	0	0	0	-	0	0
Sept 20	@ Cle	L	p	1	3	3.0	3	0	1	19	19.0	19	0
Sept 27	Ind	L	p	4	9	2.3	3	1	0	0	-	0	0
Oct 11	Buf	L	p	0	0	-	0	0	0	0	-	0	0
Oct 18	Mia	L	p	0	0	-	0	0	0	0	-	0	0
Oct 25	Atl	L	p	0	0	-	0	0	0	0	-	0	0
Nov 1	@ Hou	L	p	0	0	-	0	0	0	0	-	0	0
Nov 8	@ NO	W	p	0	0	-	0	0	0	0	-	0	0
Nov 15	Car	L	p	0	0	-	0	0	1	14	14.0	14	0
Nov 19	@ Jax	L	p	0	0	-	0	0	1	2	2.0	2	0
Nov 29	Oak	L	p	1	1	1.0	1	0	1	1	1.0	1t	1
Dec 6	Jax	W	p	0	0	-	0	0	0	0	-	0	0
Dec 13	@ NYJ	L	p	0	0	-	0	0	0	0	-	0	0
Dec 20	@ NE	L	p	1	0	0.0	0	0	1	8	8.0	8	0
Dec 27	Hou	L	p	0	0	-	0	0	0	0	-	0	0
Jan 3	@ Ind	L	p	0	0	-	0	0	0	0	-	0	0
Totals	3-13	16/0		7	13	1.9	3	1	5	44	8.8	19	1

2016 Tennessee Titans				RUSHING				RECEIVING					
Date	Opp	W/L	P/S	Att	Yds	Avg	Lg	TD	No	Yds	Avg	Lg	TD
Sept 11	Min	L	S	0	0	-	0	0	0	0	-	0	0
Sept 18	@ Det	W	S	0	0	-	0	0	0	0	-	0	0
Sept 25	Oak	L	S	0	0	-	0	0	1	14	14.0	14	0
Oct 2	@ Hou	L	p	0	0	-	0	0	0	0	-	0	0
Oct 9	@ Mia	W	p	0	0	-	0	0	0	0	-	0	0
Oct 16	Cle	W	p	0	0	-	0	0	0	0	-	0	0
Oct 23	Ind	L	p	0	0	-	0	0	0	0	-	0	0
Oct 27	Jax	W	p	0	0	-	0	0	0	0	-	0	0

Nov 6	@ SD	L	p	0	0	-	0	0	0	0	-	0	0
Nov 13	GB	W	S	0	0	-	0	0	0	0	-	0	0
Nov 20	@ Ind	L	p	0	0	-	0	0	0	0	-	0	0
Nov 27	@ Chi	W	p	0	0	-	0	0	0	0	-	0	0
Dec 11	Den	W	S	0	0	-	0	0	0	0	-	0	0
Dec 18	@ KC	W	S	1	3	3.0	3	0	0	0	-	0	0
Dec 24	@ Jax	L	p	0	0	-	0	0	0	0	-	0	0
Jan 1	Hou	W	p	0	0	-	0	0	0	0	-	0	0
Totals	9-7	16/6		1	3	3.0	3	0	1	14	14.0	14	0

2017 Tennessee Titans				RUSHING				RECEIVING					
Date	Opp	W/L	P/S	Att	Yds	Avg	Lg	TD	No	Yds	Avg	Lg	TD
Sept 10	Oak	L	p	0	0	-	0	0	0	0	-	0	0
Sept 17	@ Jax	W	p	1	3	3.0	3t	1	0	0	-	0	0
Sept 24	Sea	W	S	0	0	-	0	0	0	0	-	0	0
Oct 1	@ Hou												
Oct 8	@ Mia												
Oct 16	Ind												
Oct 22	@ Cle												
Nov 5	Bal												
Nov 12	Cin												
Nov 16	@ Pit												
Nov 26	@ Ind												
Dec 3	Hou												
Dec 10	@ Ari												
Dec 17	@ SF												
Dec 24	LAR												
Dec 31	Jax												
Totals	2-1	3/1		1	3	3.0	3t	1	0	0	-	0	0

JALSTON FOWLER'S NFL STATISTICS

REGULAR SEASON				RUSHING					RECEIVING				
Year	Team	GP	GS	No	Yds	Avg	Lg	TD	Att	Yds	Avg	Lg	TD
2015	Tennessee	16	0	7	13	1.9	3	1	5	44	8.8	19	1
2016	Tennessee	16	6	1	3	3.0	3	0	1	14	14.0	14	0
2017	Tennessee	3	1	1	3	3.0	3t	1	0	0	-	0	0
NFL Totals		35	7	9	19	2.1	3t	2	6	58	9.7	19	1

Single-Game Highs

Rushes - 4 vs. Indianapolis (9/27/15)
 Rushing Yards - 9 vs. Indianapolis (9/27/15)
 Long Rush - **3 (Four times, last at Jacksonville 9/17/17)**
 Rushing Touchdown - **1 (Twice, last at Jacksonville 9/17/17)**
 Receptions - 1 (Six times, last vs. Oakland 9/25/16)
 Receiving Yards - 19 at Cleveland (9/20/15)
 Long Reception - 19 at Cleveland (9/20/15)
 Receiving Touchdown - 1 vs. Oakland (11/29/15)

Additional Statistics

Fumble Recoveries - 1 (2015)
 Forced Fumble - 1 (2015)
 Special Teams Tackles - 5 (2015), 3 (2016)



22 DERRICK HENRY

RUNNING BACK • 6'3" • 247 LBS • COLLEGE: ALABAMA
ACQUIRED: 2ND ROUND - 2016 • NFL EXPERIENCE (NFL/TITANS): 2/2
HOMETOWN: YULEE, FLA.
GAMES PLAYED/GAMES STARTED: 18/2 (PLAYOFFS: 0/0)



PRO: The Titans selected Heisman Trophy winner Derrick Henry in the second round of the 2016 NFL Draft out of the University of Alabama. The 6-foot-3-inch, 247-pounder is a powerful, downhill runner who displays tremendous speed and balance. He has the uncanny ability to find the end zone, having scored 45 combined touchdowns in three seasons with the Crimson Tide. As a rookie in 2016, he scored five touchdowns, sharing time in the backfield with veteran DeMarco Murray. At Alabama, he set numerous school and SEC records while leading his team to a National Championship in 2015.

CAREER HIGHLIGHTS:

- In 2016, Henry rushed for 490 yards and five touchdowns to become the third rookie for the franchise in the "Titans era" to score at least five touchdowns in a season, joining Vince Young (seven rushing touchdowns in 2006) and Chris Johnson (nine rushing and one receiving in 2008).
- Despite playing just three seasons and not seeing extensive action in his first campaign at Alabama, Henry finished his career as the school's all-time rushing leader with 3,591 yards.
- As a senior in 2015, Henry claimed the Heisman Trophy and led his team to the College Football Playoff National Championship. He also won the Doak Walker and Maxwell Award and was selected as the Walter Camp Player of the Year after rushing for an Alabama and Southeastern Conference record 2,219 yards.
- Henry's career high in rushing at Alabama was 271 yards at Auburn on Nov. 28, 2015.

TITANS TIDBITS:

- In high school, Henry broke the 51-year-old national high school rushing record with 12,124 yards after compiling 4,261 rushing yards as a senior.
- Henry sealed an Iron Bowl victory with an epic, career-best 271 rushing yards against the Tigers. He put the Crimson Tide on his back by carrying the ball a school-record 46 times. His 271 rushing yards were 11 more yards than Auburn had in total offense (260). He ended the game with 14 consecutive rushes to run out the clock.
- Henry says his grandmother Gladys Henry played a key inspirational role in his development. He has a portrait tattoo of her on his chest.
- Henry has been growing out his hair since he was in elementary school.

CAREER TRANSACTIONS:

- The Yulee, Fla., native was selected by the Titans in the second round (45th overall) the 2016 NFL Draft.

SEASON RECAPS:

- 2017 (3/0):** Has led the team in rushing yards once in 2017 (at JAX).
- Against Oakland (9/10), played as a reserve at running back and rushed six times for 25 yards.
 - At Jacksonville (9/17), saw action as a reserve at running back and led the team with a career-best 92 rushing yards on 14 carries with a touchdown. Posted 87 of his rushing yards in the second half. Kept the Titans' second scoring drive alive with a two-yard run on third-and-one in the second quarter. Gave the Titans a 16-3 lead with a punishing 17-yard touchdown run up the middle with 6:36 left to play in the third quarter. Extended the Titans' final touchdown drive with a three-yard plunge on third-and-one in the final quarter.
 - Against Seattle (9/24), played as a reserve at running back and carried the ball 13 times for 54 yards. Caught one pass for 10 yards. Set up the Titans' fourth quarter field goal with a 25-yard run down to the Seattle 36-yard line.

2016 (15/2): Played in 15 games with two starts at running back as a rookie and ranked second on the team with 490 rushing yards on 110 carries with five touchdowns. Became the third rookie for the franchise in the "Titans era" to score at least five touchdowns in a season. Hauled in 13 receptions for 137 yards. Did not play in one contest after suffering an injury in pregame warmups. Led the team in rushing yards twice (at CHI, vs. HOU). Tied for the team lead in receptions once (vs. JAX). Appeared in his first career NFL game and started at running back against Minnesota (9/11/16). Posted his first career touchdown against Jacksonville (10/27/16).

- Against Minnesota (9/11), made his NFL debut and started in a two-running back set. Carried the ball five times for three yards and caught two passes for 41 yards. Set up the Titans' opening field goal by hauling in his first career reception and reversing field for a 29-yard gain in the first quarter.
- At Detroit (9/18), played as a reserve at running back and rushed nine times for 40 yards. Caught one pass for nine yards. Extended the Titans' first scoring drive with a five-yard jaunt on third-and-one late in the opening stanza.
- At Miami (10/9), started at running back as the team opened the game in a two-running back set. Rushed seven times for 54 yards with a long rush of 22 yards. Set up the Titans' second touchdown with a 22-yard dash up the middle in the second quarter.
- Against Jacksonville (10/27), played significant snaps as a reserve at running back and rushed 16 times for 60 yards with his first career touchdown. Tied for the team lead with four receptions for 37 yards. Increased the Titans lead to 17-0 with his first career rushing touchdown on a six-yard run off right end in the second quarter. Kept the Titans' final scoring drive alive with a two-yard rumble on third-and-one on the first play of the fourth quarter.
- At San Diego (11/6), did not play after being injured in pregame warmups.
- At Chicago (11/27), played as a reserve at running back and led the team with 60 rushing yards on eight carries with a touchdown. Evened the score at 7-7 with an 11-yard touchdown run off left tackle with four seconds left to play in the first quarter.
- At Kansas City (12/18), played as a reserve at running back and carried the ball nine times for 58 yards with two touchdowns. Carried the ball five times for 41 yards during the Titans' initial touchdown drive that was punctuated by his four-yard touchdown run with 11:58 left to play in the second quarter. Cut the Chiefs' lead to 17-16 with his second touchdown of the afternoon, a one-yard jaunt, with 3:12 left to play in the fourth quarter.
- Against Houston (1/1), played as a reserve at running back and led the team with a career-best 65 rushing yards on 15 carries with a touchdown. Caught one pass for three yards. Kept the Titans' final touchdown drive alive with a 14-yard run on third-and-one in the third quarter. Gave the Titans a 21-7 advantage with a two-yard touchdown jaunt with 4:44 left to play in the third stanza.

COLLEGE:

- In three seasons at Alabama (2013-15), Henry played in 39 games and totaled 602 carries for a school-record 3,591 yards and 42 rushing touchdowns and added 285 yards on 17 career receptions with three receiving scores. Henry won numerous awards including the Heisman Trophy, the Doak Walker Award, Walter Camp Award, and Maxwell Award. During Alabama's victory over Clemson in the 2016 College Football Playoff National Championship, he broke Shaun Alexander's record for most career rushing yards in Alabama history.
- As a junior (2015), claimed the Crimson Tide's second Heisman Trophy and led his team to the College Football Playoff National Championship.

Also won the Doak Walker and Maxwell Award and was selected as the Walter Camp Player of the Year. Named a unanimous first team All-American and first team All-SEC by the league's coaches and the Associated Press. Selected as the SEC Offensive Player of the Year by both outlets. Rushed for a school- and Southeastern Conference record 2,219 yards, which led the nation and was the fifth most in a single-season by an FBS player in college football history. Averaged 147.9 yards per game, which was second in the country. His 28 rushing touchdowns were a national best and an SEC record, snapping Tim Tebow and Tre Mason's old mark of 23. Led the SEC in rushing in conference games with a 179.2 yards per game average, including 13 touchdowns. Had multiple rushing touchdowns in nine games and set the Alabama single-season record with 10 100-yard rushing games and four 200-yard games, which broke Bobby Humphrey's school record (3) set in 1986. Only the third running back in SEC history (Herschel Walker and Bo Jackson) to have four 200-yard games in a single season. Set the school record with 11 consecutive games with a rushing touchdown and finished his career 20 straight, which was the most in the SEC history. Caught 11 passes for 91 yards. Accounted for a team-high 109 first down rushes on a school-record 395 carries. Was a five-time SEC Offensive Player of the Week (Wisconsin, Georgia, Texas A&M, Mississippi State and Auburn).

- At Auburn (11/28), produced a Heisman-worthy performance as he rushed his way past the Tigers on the Plains to the tune of a career-high 271 yards on the ground on a school-record 46 carries. Scored a touchdown on his 46th and final carry on a 25-yard jaunt that capped 14 straight rushes to end the game. Earned Walter Camp National Player of the Week honors and SEC Player of the Week accolades.

- Against Clemson (1/11), rushed for 158 yards and three touchdowns as the Crimson Tide claimed a 45-40 victory to win the national championship. Carried 36 times, including a 50-yard touchdown scamper in the first quarter and then sealed the win with a one-yard plunge with 1:07 remaining in the game.

- As a sophomore (2014), finished the year with 990 rushing yards on 172 carries with 11 rushing touchdowns. Had five receptions for 133 yards and two receiving touchdowns. Played in all 14 games with two starts and had 21 explosive rushes of 12 yards or more while converting 47 first downs, including four on third down. Three of his five receptions were explosive, taking screen passes 29, 41 and 52 yards.

- As a freshman (2013), as a true freshman saw action in 12 games and totaled 382 rushing yards on 35 carries for a 10.9 yards per carry average. Rushed 10 times (28.6 percent) for 12 yards or more while converting 17 first downs. Took his one pass reception to the end zone for a 61-yard catch and run in the Sugar Bowl. Contributed three tackles on special teams. Registered two 100-yard game (111 vs. Arkansas and 100 vs. Oklahoma).

- Majored in communications at Alabama.

PERSONAL:

- Single, splits time between Nashville and Yulee, Fla.
- Attended Yulee (Fla.) High School, where he was five-star prospect that was listed as the nation's No. 1 athlete and No. 4 running back prospect.

- Was a member of the 2012 All-USA Football Team, chosen by USA Today and also was named the 2012 Maxwell Football Club National High School Player of the Year.

- Broke Ken Hall's 51-year-old national high school rushing record with 12,124 yards after rushing for 4,261 yards as a senior in 2012. Was a Parade Magazine All-American and the publication's National Player of the Year.

- Played for the East squad in the U.S. Army All-American Bowl, rushing for 53 yards with a touchdown and a two-point conversion.

- Named MaxPreps National Player of the Year and first-team All-American after finishing his high school career with 153 rushing touchdowns, which ranks fifth all time, including 55 scores in 2012.

- Set the Florida high school record with a 510-yard performance against Jacksonville Jackson and averaged 9.2 yards per carry and 327.8 yards per game as a senior.

- Named 2012 first-team All-State selection by the Associated Press and

was the Player of the Year on the All-First Coast team.

- Named the 2012 Columbus (Ohio) Touchdown Club National High School Player of the Year as a senior.

- As a junior (2011), rushed for 2,610 yards and 34 scores to earn first-team All-Coast honors from the Florida Times-Union.

- As a sophomore (2010) was named first-team All-Coast running back after rushing for 2,788 yards and 38 touchdowns while averaging 8.9 yards per attempt.

- As a freshman (2009), rushed for 2,465 yards and 26 scores.

- Also played basketball and ran track (100, 400, 4x100, 4x400) in high school.

- As a standout track & field athlete, he competed as a sprinter and posted a personal-best time of 11.11 seconds in the 100-meter dash at the 2011 FHSAA 2A District 3 Championships, where he placed seventh.

- Follow Henry on Twitter at @kinghenry_2.

- Follow Henry on Instagram at @last_king_2.

- Follow Henry on Snapchat at @Dhenryyyyy2.

- List of favorites: (movie) "Remember the Titans"; (musician) Kevin Gates; (place to get away) anywhere with his family; (food) wings; (athletes as a child) LaDainian Tomlinson and Eddie George; (sports teams as a child) New York Yankees, Los Angeles Lakers.

- Born Derrick Lamar Henry, Jr. on Jan. 4, 1994 in Yulee, Fla.

DERRICK HENRY'S GAME-BY-GAME

2016 Tennessee Titans										2017 Tennessee Titans																					
Date	Opp	W/L	P/S	RUSHING					RECEIVING																						
				Att	Yds	Avg	Lg	TD	No	Yds	Avg	Lg	TD																		
Sept 11	Min	L	S	5	3	0.6	5	0	2	41	20.5	29	0	Sept 10	Oak	L	p	6	25	4.2	8	0	0	0	-	0	0				
Sept 18	@ Det	W	p	9	40	4.4	9	0	1	9	9.0	9	0	Sept 17	@ Jax	W	p	14	92	6.6	17t	1	0	0	-	0	0				
Sept 25	Oak	L	p	10	45	4.5	13	0	0	0	-	0	0	Sept 24	Sea	W	p	13	54	4.2	25	0	1	10	10.0	10	0				
Oct 2	@ Hou	L	p	3	9	3.0	6	0	0	0	-	0	0	Oct 1	@ Hou																
Oct 9	@ Mia	W	S	7	54	7.7	22	0	0	0	-	0	0	Oct 8	@ Mia																
Oct 16	Cle	W	p	2	7	3.5	4	0	2	20	10.0	12	0	Oct 16	Ind																
Oct 23	Ind	L	p	1	3	3.0	3	0	0	0	-	0	0	Oct 22	@ Cle																
Oct 27	Jax	W	p	16	60	3.8	15	1	4	37	9.3	15	0	Nov 5	Bal																
Nov 6	@ SD	L	DNP											Nov 12	Cin																
Nov 13	GB	W	p	9	31	3.4	19	0	0	0	-	0	0	Nov 16	@ Pit																
Nov 20	@ Ind	L	p	0	0	-	0	0	0	0	-	0	0	Nov 26	@ Ind																
Nov 27	@ Chi	W	p	8	60	7.5	17	1	0	0	-	0	0	Dec 3	Hou																
Dec 11	Den	W	p	12	42	3.5	6	0	1	5	5.0	5	0	Dec 10	@ Ari																
Dec 18	@ KC	W	p	9	58	6.4	15	2	0	0	-	0	0	Dec 17	@ SF																
Dec 24	@ Jax	L	p	4	13	3.3	10	0	2	22	11.0	11	0	Dec 24	LAR																
Jan 1	Hou	W	p	15	65	4.3	14	1	1	3	3.0	3	0	Dec 31	Jax																
Totals				9-7	15/2	110	490	4.5	22	5	13	137	10.5	29	0	Totals				2-1	3/0	33	171	5.2	25	1	1	10	10.0	10	0

DERRICK HENRY'S NFL STATISTICS

REGULAR SEASON		RUSHING								RECEIVING				
Year	Team	GP	GS	No	Yds	Avg	Lg	TD	Att	Yds	Avg	Lg	TD	
2016	Tennessee	15	2	110	490	4.5	22	5	13	137	10.5	29	0	
2017	Tennessee	3	0	33	171	5.2	25	1	1	10	10.0	10	0	
NFL Totals		18	2	143	661	4.6	25	6	14	147	10.5	29	0	

Single-Game Highs

Rushes - 16 vs. Jacksonville (10/27/16)
 Rushing Yards - **92 at Jacksonville (9/17/17)**
 Long Rush - **25 vs. Seattle (9/24/17)**
 Touchdowns - 2 at Kansas City (12/18/16)

Receptions - 4 vs. Jacksonville (10/27/16)
 Receiving Yards - 41 vs. Minnesota (9/11/16)
 Long Reception - 29 vs. Minnesota (9/11/16)
 Touchdowns -



25 ADOREE' JACKSON

CORNERBACK • 5'11" • 185 LBS • COLLEGE: SOUTHERN CALIFORNIA
ACQUIRED: 1ST ROUND - 2017 • NFL EXPERIENCE (NFL/TITANS): ROOKIE
HOMETOWN: EAST ST. LOUIS, ILL.
GAMES PLAYED/GAMES STARTED: 3/3 (PLAYOFFS: 0/0)



PRO: The Titans added the versatile and electric Adoree' Jackson with the 18th overall pick in the first round of the 2017 NFL Draft. His presence adds youth and athleticism in the secondary, and he is also an established weapon on special teams. The 5-foot-11-inch, 185-pound cornerback possesses game-breaking speed, but is also a proven and willing tackler. Jackson's ability to play in all three phases of the game in college may be his most impressive trait. During his three-year stint at Southern California, he scored 15 total touchdowns in four different ways: via reception (6), interception (1), punt return (4) and kickoff return (4).

CAREER HIGHLIGHTS:

- Jackson was awarded the 2016 Jim Thorpe Award as the nation's top defensive back.
- Jackson tied two NCAA records with eight career touchdowns on kick returns and nine touchdowns on all runbacks. He also owns Southern California career records with 2,141 kickoff return yards and 79 kickoff returns.

TITANS TIDBITS:

- Jackson was a long jumper and sprinter on USC's track team in the springs of 2015 and 2016, winning the Pac-12 outdoor long jump title both years (and placing second in the Pac-12 100 meters in 2016) and earning All-American status both years after twice placing fifth in the NCAA long jump. He also placed 10th in the long jump in the U.S. Olympic Trials.
- Jackson lists his parents as the people that inspire him the most. "They've always steered me in the right direction. All of their experiences and guidance helped get me where I'm at." Adoree's mother, Vianca, is an amazing inspiration having survived breast cancer.
- Jackson is a Reese's Peanut Butter Cups enthusiast. He names creator Harry Burnett Reese as a historical person he would have loved to meet. "He's a genius. That's by far and away my favorite candy. I eat that like it ain't nothing."

CAREER TRANSACTIONS:

- The East St. Louis, Ill., native was selected by the Titans in the first round (18th overall) of the 2017 NFL Draft.

SEASON RECAPS:

2017 (3/3): Leads the team with five passes defended. Has led or tied for the team lead in passes defended twice in 2017 (vs. OAK, at JAX). Appeared in his first career NFL game and made his first career start against Oakland (9/10/17).

- Against Oakland (9/10), started at cornerback in his NFL debut and posted five tackles and a team-high two passes defended. Returned one kickoff for 35 yards and one punt for five yards. Broke up a pass intended Amari Cooper late in the first quarter. Halted a Raiders' drive by defending a third-and-three pass intended for Michael Crabtree in the third quarter.
- At Jacksonville (9/17), started at cornerback and collected six tackles, including a stop for loss and a pass defended. Teamed with Wesley Woodyard to stuff Leonard Fournette for a one-yard loss on a rush off right end in the opening quarter. Set up the Titans first touchdown of the afternoon with an electric 46-yard punt return in the third quarter.
- Against Seattle (9/24), started at cornerback and notched five tackles and two passes defended. Returned five punts for 51 yards and two kickoffs for 27 yards. Broke up a pass intended for Doug Baldwin in the first quarter. Knocked down a pass intended for Amara Darboh in the fourth quarter.

COLLEGE:

- In three seasons at Southern California, posted 139 tackles, 29 passes defended, six interceptions including one for a touchdown, six stops for loss, three fumble recoveries and two forced fumbles on defense. Notched 39 receptions for 628 yards with six touchdowns and 15 carries for 92 yards on offense. As a return specialist, notched 79 kickoff returns for 2,141 yards with four touchdowns and 46 punt returns for 578 yards with four touchdowns on special teams. In his career, he has scored 15 touchdowns in four different ways: via reception (6), interception (1), punt return (4) and kickoff return (4). Registered 37 career starts (34 at cornerback, 1 at safety, 1 at wide receiver and 1 concurrently at cornerback and wide receiver).
- Tied the NCAA records for most career touchdowns on kick returns (8) and all runbacks (9). Owns the USC career records for kickoff return yardage (2,141 yards) and kickoff returns (79) and his 27.1 career kick return average is second in USC annals. Ranks fifth on USC's all-time punt return list (578 yards) and his four career punt return touchdowns is tied for the school record.

AS A JUNIOR (2016), started all 13 games at cornerback, and collected 55 tackles, a team-best 11 deflections, a team-high five interceptions, a team-best two fumble recoveries and two tackles for loss on defense. Returned 26 kickoffs for 767 yards with two touchdowns and 20 punts for 315 yards with two touchdowns on special teams. Notched seven carries for 51 yards and two receptions for 76 yards with a touchdown while playing 18 plays on offense. Ranked second nationally in punt return touchdowns (2, first in Pac-12), second in kickoff return touchdowns (2, first in Pac-12), third in punt returns (15.8, first in Pac-12), sixth in kickoff returns (29.5, first in Pac-12), 18th in interceptions (0.4, third in Pac-12) and 19th in passes defended (1.2, third in Pac-12).

- Won the 2016 Thorpe Award and was among four finalists for the Hornung Award and four finalists for the Lott IMPACT Trophy. Was named a 2016 consensus All-American first teamer by AP (cornerback), Football Writers (punt returner), Football Coaches (all-purpose player), Walter Camp (defensive back; second team kick returner), Sporting News (cornerback), ESPN (all-purpose player), Sports Illustrated (all-purpose player; second team returner), Phil Steele (punt returner; second team all-purpose player and third team defensive back and kick returner) and a second teamer by USA Today (returner).
- Was the 2016 Pac-12 Defensive Player of the Year and made the All-Pac-12 first team at two positions (defensive back and return specialist).
- As a team captain, was named USC's 2016 Most Valuable Player (the first Trojan to repeat as team MVP since 2004-05 and only the ninth to win the honor twice since the award was first presented in 1967), as well as USC's Special Teams Player of the Year and Defensive Perimeter Player of the Year.
- At Washington (11/12), intercepted two passes from Washington's quarterback Jake Browning, helping the Trojans win their fifth straight game and upset the #4 ranked Huskies.
- Against Notre Dame (11/26), scored three touchdowns (a 55-yard punt return, 97-yard kickoff return in which he hurdled an Irish defender and 52-yard pass reception) to become the first Trojan since records were available in 1953 to have scored punt and kick runbacks in a game. Earned Pac-12 Special Teams Player of the Week after finishing the game with three punt returns for 66 yards and four kickoff returns for 161 yards. Also added two tackles and two deflections on defense, and a 52-yard reception and a 12-yard rush for a first down among his five offensive snaps.

AS A SOPHOMORE (2015), started 12 games at cornerback, one contest

at safety and one game at wide receiver. Notched 35 tackles, eight pass deflections, a forced fumble and an interception for a touchdown on defense. Registered 27 receptions for 414 yards with two touchdowns and seven carries for 36 yards on offense. Recorded 30 kickoff returns for 690 yards and 24 punt returns for 251 yards with two touchdowns on special teams. He was the only player nationally with at least 400 receiving yards, 600 kickoff return yards, 200 punt return yards and 30 tackles. Ranked second nationally in punt returns touchdowns (2, first in Pac-12) and 25th in punt returns (10.5, third in Pac-12).

- Was named to the 2015 All-Pac-12 first team (defensive back) and second team (return specialist), AP All-Pac-12 first team (defensive back) and Phil Steele All-Pac-12 first team (defensive back) and second team (punt returner). He was also named USC's MVP.
- At Arizona State (9/26), tallied two tackles along with 184 all-purpose yards on just five touches (three receptions for 131 yards, including taking a swing pass a then career-long 80 yards for a touchdown to open the game's scoring and also grabbing a 45-yard catch on third-and-6 to keep a touchdown drive alive, and two punt returns for 53 yards, including 45-yarder where he juiced, jumped and slipped defenders.
- At California (10/31), notched two tackles and returned his first career interception for a 46-yard touchdown.
- Against UCLA (11/28), started at safety and collected a team-best six tackles and two pass deflections. Also returned three kickoffs for 53 yards and two punts for 46 yards, including a 42-yard touchdown return.

AS A FRESHMAN (2014), made quite an impact on defense, offense and special teams as a cornerback, wide receiver and returner. Appeared in all 13 games with 10 starts at cornerback and one start concurrently at wide receiver. Recorded 49 tackles, including four stops for losses, 10 passes defended, a forced fumble and a fumble recovery on defense. Added 10 receptions for 138 yards with three touchdowns and one carry for five yards on offense. Posted 23 kickoff returns for 684 yards with two touchdowns and two punt returns for 12 yards.

- Was named Sporting News Freshman All-American first team, USA Today Freshman All-American first team and ESPN.com True Freshman All-American first team.
- Was named the 2014 Pac-12 Defensive Freshman of the Year and made All-Pac-12 honorable mention (all-purpose player).
- At Utah (10/25), posted four tackles, including a stop for loss, a pass deflection, a forced fumble and a fumble recovery on the same play. Added two kickoffs for 127 yards with a school record-tying 100-yard return for a touchdown.
- Against Notre Dame (11/29), became the first Trojan to start on offense (wide receiver) and defense (cornerback) in a game since at least the late 1960s when starting records were first reliably kept during the two-platoon era. Posted three tackles, a pass deflection and caught a 16-yard touchdown.
- Against Nebraska (12/27), made seven tackles and a pass deflection, caught three passes for 73 yards with a 71-yard touchdown and returned three kickoffs for 130 yards with a Holiday Bowl-record 98-yard touchdown.
- Majored in communications with a real estate minor at Southern California.

PERSONAL:

- Attended Serra (Gardena, Calif.) High School and was named 2013 USA Today All-USA first team, Parade All-American first team, Prep Star All-American Dream Team, Max Preps All-American first team, Student Sports All-American first team, ESPN 300, Max Preps All-American Medium Schools first team, Cal-Hi Sports California Mr. Football, Cal-Hi Sports All-State first team, Max Preps All-State Division II first team, All-CIF Western Division Defensive Player of the Year, Los Angeles Times All-Area, Orange County Register Fab 15 first team, South Bay Daily Breeze All-South Bay Player of the Year, Wave Newspapers All-West Region Player of the Year and All-Mission League MVP.
- As a senior (2013), played wide receiver, running back, defensive back and return specialist. He ran for 639 yards on 66 carries with five touchdowns and caught 38 passes for 812 yards with seven touchdowns on offense, plus he had 36 tackles, six interceptions (three for touchdowns), eight deflections and a forced fumble on defense and he had three additional touchdowns on returns. He played in the 2013 CIF Western Division final and had a 92-yard punt return and a 93-yard kickoff return in the game.
- As a junior (2012), he was named Cal-Hi Sports All-State first team, Cal-

Hi Sports All-State Junior first team, All-CIF Western Division Defensive Player of the Year, Los Angeles Times All-Area, South Bay Daily Breeze All-South Bay Player of the Year, Los Angeles Wave Player of the Year and All-Mission League Defensive MVP. He had 33 receptions for 546 yards with five touchdowns and 175 yards on seven carries with five touchdowns on offense, plus he had 56 tackles, five interceptions, seven passes defended, two forced fumbles and a fumble recovery on defense and averaged 37.8 yards on 12 punts. Serra won the 2012 CIF Western Division and he had a 78-yard touchdown run on a fake punt in the game. Serra also won the CIF state championship Division II bowl game and he had a 95-yard run on a fake punt in the game.

- As a sophomore (2011), had two receptions for 39 yards and made 23 tackles, six interceptions and 10 pass deflections.
- During his freshman year in high school, he went to Belleville (Ill.) East High School. He moved to California prior to his sophomore year in high school.
- Was also on Serra's track team and finished with career bests of 10.68 in the 100 meters, 21.59 in the 200 and 25-5.25 in the long jump. Serra won the 2013 CIF state championship while he placed second in the long jump at 24-7. He won the 2012 state long jump title at 20-0.5 and was named the 2012 Cal-Hi Sports California Sophomore Athlete of the Year and 2013 Cal-Hi Sports California Junior Athlete of the Year.
- Was also a guard on Serra's basketball team.
- Follow Jackson on Twitter, Instagram and Snapchat at @AdoreeKnows.
- List of favorites: (movie) "Space Jam"; (TV show) Food Network shows, "Love & Hip Hop," "Scandal," "How To Get Away with Murder"; (musician or band) Drake, ASAP Rocky; (food) Chinese food and Imo's Pizza; (guilty pleasure) Reese's Peanut Butter Cups; (sports teams as a child) Chicago Bulls, St. Louis Rams, St. Louis Cardinals and (athlete as a child) Reggie Bush.
- Born Adoree' Jackson on Sept. 18, 1995 in East St. Louis, Ill.

ADOREE' JACKSON'S COLLEGE STATISTICS

Year	Team	GP	GS	TACKLES				INTERCEPTIONS					FUMBLES		
				Tackles	Sk	Yds	TFL	No	Yds	Lg	TD	PD	FF	FR	Yds
2014	Southern Cal	13	10	49	0.0	0.0	4	0	0	0	0	10	1	1	0
2015	Southern Cal	13	13	35	0.0	0.0	0	1	46	46t	1	8	1	0	0
2016	Southern Cal	13	13	55	0.0	0.0	2	5	21	21	0	11	0	2	0
College Totals		39	36	139	0.0	0.0	6	6	67	46t	1	29	2	3	0

Year	Team	Att	RECEIVING				RUSHING				
			Yds	Avg	Lg	TD	No	Yds	Avg	Lg	TD
2014	Southern Cal	10	138	13.8	71t	3	1	5	5.0	5	0
2015	Southern Cal	27	414	15.3	83t	2	7	36	5.1	27	0
2016	Southern Cal	2	76	38.0	52t	1	7	51	7.3	17	0
College Totals		39	628	16.1	83t	6	15	92	6.1	27	0

Year	Team	PUNT RETURNS					KICKOFF RETURNS				
		No	Yds	Avg	Lg	TD	No	Yds	Avg	Lg	TD
2014	Southern Cal	2	12	6.0	10	0	23	684	29.7	100t	2
2015	Southern Cal	24	251	10.5	45t	2	30	690	23.0	40	0
2016	Southern Cal	20	315	15.8	77t	2	26	767	29.5	100t	2
College Totals		46	578	12.6	77t	4	79	2,141	27.1	100t	4

Single-Game Highs

Tackles - 8 at Washington State (11/1/14)
 Interceptions - 2 vs. Washington (11/12/16)
 Passes Defensed - 2 (Nine times, last vs. Notre Dame 11/26/16)
 Tackles For Loss - 1 (Six times, last at UCLA 11/19/16)
 Receptions - 6 vs. Utah (10/24/15)
 Receiving Yards - 131 at Arizona State (9/26/15)
 Long Reception - 83t at Notre Dame (10/17/15)
 Receiving Touchdowns - 1 (Six times, last vs. Notre Dame 11/26/16)
 Rushing Attempts - 2 (Three times, last vs. Penn State (1/2/17)
 Rushing Yards - 27 vs. Stanford (12/5/15)
 Long Rush - 27 vs. Stanford (12/5/15)

Kickoff Returns - 5 vs. Stanford (9/19/15)
 Kickoff Return Yards - 161 vs. Notre Dame (11/26/16)
 Kickoff Return Long - 100t (Twice, last at Utah 9/23/16)
 Kickoff Return Touchdowns - 1 (Four times, last vs. Notre Dame 11/26/16)
 Punt Returns - 4 (Twice, last vs. Colorado 10/8/16)
 Punt Return Yards - 77 vs. Utah State (9/10/16)
 Punt Return Long - 77t vs. Utah State (9/10/16)
 Punt Return Touchdowns - 1 (Four times, last vs. Notre Dame 11/26/16)

ADOREE' JACKSON'S GAME-BY-GAME

2017 Tennessee Titans														2017 Cincinnati Bengals														
Date	Opp	W/L	P/S	Tot	Solo	Asst	Sk	Yds	QB	TFL	Int	Yds	TD	PD	FF	FR	Yds	SpT	No	Yds	Lg	TD	PD	FF	FR	Yds	SpT	
Sept 10	Oak	L	S	5	5	0	0.0	0.0	0	0	0	0	0	2	0	0	0	0	0	0	0	0	0	0	0	0	0	0
Sept 17	@ Jax	W	S	6	5	1	0.0	0.0	0	1	0	0	0	1	0	0	0	0	0	0	0	0	0	0	0	0	0	
Sept 24	Sea	W	S	5	5	0	0.0	0.0	0	0	0	0	0	2	0	0	0	0	0	0	0	0	0	0	0	0	0	
Oct 1	@ Hou																											
Oct 8	@ Mia																											
Oct 16	Ind																											
Oct 22	@ Cle																											
Nov 5	Bal																											
Nov 12	Cin																											
Nov 16	@ Pit																											
Nov 26	@ Ind																											
Dec 3	Hou																											
Dec 10	@ Ari																											
Dec 17	@ SF																											
Dec 24	LAR																											
Dec 31	Jax																											
Totals																												

ADOREE' JACKSON'S NFL STATISTICS

Year	Team	REGULAR SEASON		TACKLES							INTERCEPTIONS					FUMBLES			
		GP	GS	Tot	Solo	Asst	Sk	Yds	QB	TFL	No	Yds	Lg	TD	PD	FF	FR	Yds	SpT
2017	Tennessee	3	3	16	15	1	0.0	0.0	0	1	0	0	0	5	0	0	0	0	
NFL Totals		3	3	16	15	1	0.0	0.0	0	1	0	0	0	5	0	0	0	0	

Single-Game Highs

Tackles - 6 at Jacksonville (9/17/17)
 Tackle for Loss - 1 at Jacksonville (9/17/17)
 Passes Defensed - 2 (Twice, last vs. Seattle 9/24/17)



15 DARIUS JENNINGS

WIDE RECEIVER • 5'10" • 180 LBS • COLLEGE: VIRGINIA

ACQUIRED: FREE AGENT - 2017

NFL EXPERIENCE (NFL/TITANS): 1/1 • HOMETOWN: BALTIMORE, MD.

GAMES PLAYED/GAMES STARTED: 4/1 (PLAYOFFS: 0/0)



PRO: The Titans added free agent wide receiver Darius Jennings to the roster during the 2017 offseason. With four NFL games and one start on his resume, the 5-foot-10-inch, 180-pounder has the ability to line up at wide receiver as well as return kicks. After completing his four-year career at Virginia, Jennings ranked No. 1 all-time in program history in kick return yards with 1,839. Jennings originally signed as a rookie free agent with the Cleveland Browns in 2015 and has since spent time on the practice squads of Cleveland, Chicago Bears and the New York Jets.

TITANS TIDBITS:

- Helps out with "Next One Up," an organization helping inner city high school athletes in his hometown of Baltimore, Md.
- Worked as a camp counselor at his alma mater The Gilman (Md.) School, helping middle school children with classwork and activities.

CAREER TRANSACTIONS:

- Signed with the Cleveland Browns as a rookie free agent on May 11, 2015.
- Waived by the Browns on Sept. 5, 2015.
- Signed by the Browns to the team's practice squad on Sept. 6, 2015.
- Signed by the Browns to the active roster from the practice squad on Dec. 5, 2015.
- Waived by the Browns on Dec. 16, 2015.
- Signed by the Browns on Dec. 22, 2015.
- Waived by the Browns on Sept. 3, 2016.
- Signed by the Browns to the team's practice squad on Sept. 4, 2016.
- Waived by the Browns on Oct. 6, 2016.
- Signed by the Chicago Bears to the team's practice squad on Oct. 10, 2016.
- Waived by the Bears on Nov. 22, 2016.
- Signed by the New York Jets to the team's practice squad on Dec. 6, 2016.
- Signed by the Jets to a futures contract on Jan. 2, 2017.
- Waived by the Jets on April 26, 2017.
- Signed by the Titans as a free agent on May 19, 2017.
- Waived by the Titans on Sept. 2, 2017 and signed to the team's practice squad a day later.
- Signed by the Titans to the active roster from the practice squad on Sept. 23, 2017.

SEASON RECAPS:

2017 (0/0 - Tennessee):

- Against Seattle (9/24), suited up but did not see game action.

2016 (0/0 - Cleveland, Chicago, New York Jets): Spent time with the Cleveland Browns, Chicago Bears and New York Jets practice squads.

2015 (4/1 - Cleveland): Signed with the Browns as a rookie free agent and began the season on the practice squad before being signed to the active roster on Dec. 5. Jennings appeared in four games with one start for the Browns, totaling 14 receptions for 117 yards and amassing 158 return yards on seven kicks.

• Against Cincinnati (12/6), made his NFL debut and caught five receptions for 35 yards. Returned a career-high five kicks for a career-high 112 yards and a career-high long of 28.

• Against Pittsburgh (1/3/16), made his first career start in Week 17 and made a career-high six catches for a career-high 45 yards. Also recovered his first career fumble and returned two kicks for 46 yards with a long of 25.

COLLEGE:

• Appeared in 49 games with 28 starts at Virginia during his four-year career as a Cavalier, playing wide receiver and returning kicks. At the completion of his collegiate career, Jennings ranked No. 1 all-time in Virginia history with 1,839 career kick return yards, No. 5 with 133 career receptions, No. 9 in program history with 1,667 career receiving yards and No. 11 with 3,719 career all-purpose yards.

• As a senior (2014), saw action in all 12 games and started 11. Ranked No. 1 in the ACC and No. 8 in the nation with 27.1 yards per kick return and finished his senior season with 677 return yards, 27 receptions for 521 yards and two touchdowns, as well as 115 rushing yards on 24 attempts and one touchdown. Led the team with 1,313 all-purpose yards and was named the team's Special Teams Player of the Week three times by Virginia's coaches. Earned All-ACC honorable mention and All-ACC Coaches honorable mention accolades as a kick returner.

• Caught three passes for 39 yards and one touchdown against UCLA (8/30).

• As a junior (2013), appeared in all 12 games and made five starts for Virginia. Scored three touchdowns, tied for second on the team in receptions with 38, second on the team with 881 all-purpose yards and ranked third on the team with 340 receiving yards.

• As a sophomore (2012), played in 12 games and started 11. Notched a team-leading 568 receiving yards on five touchdown catches.

• As a freshman (2011), appeared in all 13 games and made one start as a true freshman. Totaled 20 receptions for 238 yards, led the team in kickoff return yards with 599 and ranked third on the team with 873 all-purpose yards.

• Majored in sociology at Virginia.

PERSONAL:

• Attended The Gilman (Md.) School where he played wide receiver, running back, quarterback and defensive back.

• Finished his high school career as Gilman's all-time leading rusher with 4,338 career yards and 53 touchdowns on 493 carries. As a junior, set single-season school records by rushing for 2,028 yards and 25 touchdowns.

• Named the Baltimore Sun's Male Athlete of the Year in 2011.

• Also played basketball and ran track in high school.

• Majored in sociology.

• Lists 'Little Giants' and 'Rush Hour' as his favorite movies and 'The Wire' as his favorite television show.

• Son of Lawrence and Dana Jennings.

• Has two brothers, Dimitrius Jones Jr. and Deon Jennings.

• Follow Jennings on Twitter and Instagram at @DariusJennings_

• Born Darius Lamar Jennings on June 28, 1992 in Baltimore, Md.

DARIUS JENNINGS' GAME-BY-GAME

2015 Cleveland Browns					RECEIVING					2017 Tennessee Titans					RECEIVING				
Date	Opp.	W/L	P/S	No	Yds	Avg	Lg	TD	Date	Opp.	W/L	P/S	No	Yds	Avg	Lg	TD		
Sept 13	@ NYJ	L	PS						Sept 10	Oak	L	PS							
Sept 20	Ten	W	PS						Sept 17	@ Jax	W	PS							
Sept 27	Oak	L	PS						Sept 24	Sea	W	DNP							
Oct 4	@ SD	L	PS						Oct 1	@ Hou									
Oct 11	@ Bal	W	PS						Oct 8	@ Mia									
Oct 18	Den	L	PS						Oct 16	Ind									
Oct 25	@ StL	L	PS						Oct 22	@ Cle									
Nov 1	Ari	L	PS						Nov 5	Bal									
Nov 5	@ Cin	L	PS						Nov 12	Cin									
Nov 15	@ Pit	L	PS						Nov 16	@ Pit									
Nov 30	Bal	L	PS						Nov 26	@ Ind									
Dec 6	Cin	L	p	5	35	7.0	16	0	Dec 3	Hou									
Dec 13	SF	W	p	0	0	-	-	0	Dec 10	@ Ari									
Dec 20	@ Sea	L	NOR						Dec 17	@ SF									
Dec 27	@ KC	L	p	3	37	12.3	15	0	Dec 24	LAR									
Jan 3	Pit	L	s	6	45	7.5	14	0	Dec 31	Jax									
Totals		3-13	4/1	14	117	8.4	16	0	Totals		2-1	0/0	0	0	0.0	0	0		

DARIUS JENNINGS' NFL STATISTICS

REGULAR SEASON		RECEIVING							RUSHING				
Year	Team	GP	GS	No	Yds	Avg	Lg	TD	Att	Yds	Avg	Lg	TD
2015	Cleveland	4	1	14	117	8.4	16	0	0	0	0.0	-	0
2016	CLE, CHI, NYJ								Practice Squad				
2017	Tennessee	0	0	0	0	0.0	-	0	0	0	0.0	-	0
NFL Totals		4	1	14	117	8.4	16	0	0	0	0.0	-	0

Single-Game Highs

Receptions - 6 vs. Pittsburgh (1/3/16)
 Receiving Yards - 45 vs. Pittsburgh (1/3/16)
 Long Reception - 16 vs. Cincinnati (12/6/15)
 Kick Return Yards - 112 vs. Cincinnati (12/6/15)

Additional Statistics

Fumble Recoveries - 1 vs. Pittsburgh (1/3/16)



94 AUSTIN JOHNSON

DEFENSIVE LINEMAN • 6'4" • 314 LBS • COLLEGE: PENN STATE
ACQUIRED: 2ND ROUND - 2016 • NFL EXPERIENCE (NFL/TITANS): 2/2
HOMETOWN: GALLOWAY, N.J.
GAMES PLAYED/GAMES STARTED: 13/0 (PLAYOFFS: 0/0)



PRO: The Titans selected Austin Johnson in the second round of the 2016 NFL Draft. The 6-foot-4-inch, 314-pound defensive lineman has the bulk and power to secure the middle of the defense as a nose tackle but also the versatility and movement skills to play other positions along the front. At Penn State, he appeared in 38 games with 28 starts over three seasons, including starts in every game during his final two campaigns. He gained the reputation there as a tenacious and relentless fighter in the trenches.

CAREER HIGHLIGHTS:

- As a rookie in 2016, Johnson appeared in 10 games. His totals included 15 tackles and a half sack.
- Johnson's 78 tackles as a junior in 2015 ranked second among defensive linemen in FBS and were the most by a Penn State defensive lineman since Jimmy Kennedy (87) in 2002.
- Against San Diego State on Sept. 26, 2015, he returned a fumble 71 yards for his first career touchdown (high school or college).

TITANS TIDBITS:

- When Johnson was drafted by the Titans, he became a teammate once again of DaQuan Jones, a former Penn State defensive lineman who was drafted by the Titans in 2014. The two remained close, and Jones was among Johnson's family and friends surrounding him on draft night.
- Johnson was a broadcast journalism major at Penn State.
- The son of Austin and Tammy Johnson, he has two older sisters, Brandi and Erika, and one younger sister, Kennedy. Kennedy is a forward on the Michigan State women's basketball team.

CAREER TRANSACTIONS:

- The Galloway, N.J., native was selected by the Titans in the second round (43rd overall) of the 2016 NFL Draft.

SEASON RECAPS:

2017 (3/0):

- Against Oakland (9/10), played as a reserve defensive lineman and posted two tackles.
- At Jacksonville (9/17), saw action as a reserve on the defensive front and collected two tackles.
- Against Seattle (9/24), played as a reserve at defensive tackle and notched a tackle.

2016 (10/0): Played in 10 games as a reserve on the defensive front during his rookie campaign and registered 15 tackles, a half sack, a quarterback pressure, a stop for loss and a pass defensed. Was inactive for six contests. Appeared in his first career NFL game against Minnesota (9/11/16). Tied for the team lead in passes defensed once (at MIA).

- Against Minnesota (9/11), made his NFL debut as a reserve on the defensive front and collected a solo tackle.
- At Miami (10/9), saw limited action as a reserve on the defensive front and registered a tackle for loss and a pass defensed. Halted a Dolphins' drive by batting down a third-and-one pass intended for Dion Sims in the second quarter. Stopped Jay Ajayi for a five-yard loss on a rush off right guard on the first play of the fourth quarter.
- Against Cleveland (10/16), played as a reserve at nose tackle and notched two tackles.
- At Indianapolis (11/20), played as a reserve at nose tackle and tied a career-high with two tackles, including a half sack. Teamed with Derrick Morgan to sack Andrew Luck for a six-yard loss in the fourth quarter.
- At Kansas City (12/18), played as a reserve at nose tackle and tallied a

career-best four tackles. Teamed with Al Woods to stuff Spencer Ware for no gain on a rush off right end in the third quarter.

- At Jacksonville (12/24), saw action as a reserve at defensive tackle and posted two tackles.
- Against Houston (1/1), played as a reserve on the defensive front and registered two tackles.

COLLEGE:

- In three seasons at Penn State, Johnson appeared in 38 games and recorded 28 starts, including starts in all 26 games as a sophomore and junior. He totaled 154 tackles, 8.5 sacks, 24 tackles for loss, eight passes defensed, one forced fumble and four fumble recoveries, including a fumble recovery for a touchdown.
- As a junior (2015), started all 13 games and named second-team All-Big Ten by the media and third-team All-Big Ten by the coaches. Named All-Big Ten by BTN.com and ESPN.com and earned first-team All-Big Ten honors from the Associated Press and Athlon Sports. Ranked second on the team with 15.0 tackles for loss and 6.5 sacks. Ranked second among defensive linemen in FBS and third on the team with 78 tackles, posting the most tackles for a Penn State defensive lineman since Jimmy Kennedy (87) in 2002.
- Against San Diego State (9/26), had a 71-yard fumble return for a touchdown for his first career touchdown. The play marked his fourth career fumble recovery and Penn State's first fumble recovery for a touchdown since 2012. Added two tackles and shared a tackle for loss to assist Penn State amassing nine tackles for loss in the game.
- As a sophomore (2014), started all 13 games and finished fifth on the team with 49 tackles. Led the team with two fumble recoveries and added six tackles for loss and three pass breakups. Named honorable mention All-Big Ten by the conference media.
- As a redshirt freshman (2013), appeared in all 12 games with two starts. Recorded 27 tackles, three tackles for loss, one sack and a fumble recovery.
- As a freshman (2012), redshirted.
- Graduated in December 2015 with a degree in journalism.

PERSONAL:

- Single, splits time between Nashville and Galloway, N.J.
- Attended St. Augustine Preparatory School (Richland, N.J.), where he was a two-time team captain. Named all-state, All-Cape-Atlantic League and All-South Jersey during his senior season. Ranked among the nation's top 25 prep defensive tackles by Scout.com.
- Earned second-team All-Cape-Atlantic League and second-team All-South Jersey honors as a junior.
- Also was an all-state performer in basketball in high school and was named Cape-Atlantic Basketball Player of the Year as a senior. Guided the Hermits to the NJSIAA Non-Public Group A State Championship during his junior season.
- On Twitter: @ajohn15
- On Instagram: @ajohn_94
- List of favorites: (TV show) "Game of Thrones"; (movie) "Avengers: Age of Ultron"; (musician or band) Future, Drake; (athlete as a child) Michael Jordan; (guilty pleasure) Reese's Peanut Butter Cups.
- Born Austin Hunter Johnson on May 8, 1994 in Galloway, N.J.

AUSTIN JOHNSON'S GAME-BY-GAME

2016 Tennessee Titans

Date	Opp	W/L	P/S	Tot Solo	Asst	Sk	- Yds	QBP	TFL	Int - Yds	-TD	PD	FF	FR - Yds	SpT
Sept 11	Min	L	p	1	1	0	0.0	0.0	0	0	0	0	0	0	0
Sept 18	@ Det	W	IA												
Sept 25	Oak	L	IA												
Oct 2	@ Hou	L	IA												
Oct 9	@ Mia	W	p	1	1	0	0.0	0.0	0	1	0	0	0	1	0
Oct 16	Cle	W	p	2	1	1	0.0	0.0	0	0	0	0	0	0	0
Oct 23	Ind	L	IA												
Oct 27	Jax	W	IA												
Nov 6	@ SD	L	IA												
Nov 13	GB	W	p	0	0	0	0.0	0.0	1	0	0	0	0	0	0
Nov 20	@ Ind	L	p	2	1	1	0.5	3.0	0	0	0	0	0	0	0
Nov 27	@ Chi	W	p	1	1	0	0.0	0.0	0	0	0	0	0	0	0
Dec 11	Den	W	p	0	0	0	0.0	0.0	0	0	0	0	0	0	0
Dec 18	@ KC	W	p	4	4	0	0.0	0.0	0	0	0	0	0	0	0
Dec 24	@ Jax	L	p	2	2	0	0.0	0.0	0	0	0	0	0	0	0
Jan 1	Hou	W	p	2	2	0	0.0	0.0	0	0	0	0	0	0	0
Totals			9-7	10/0	15	13	2	0.5	3.0	1	1	0	0	1	0

2017 Tennessee Titans

Date	Opp	W/L	P/S	Tot Solo	Asst	Sk	- Yds	QBP	TFL	Int - Yds	-TD	PD	FF	FR - Yds	SpT
Sept 10	Oak	L	p	2	1	1	0.0	0.0	0	0	0	0	0	0	0
Sept 17	@ Jax	W	p	2	0	2	0.0	0.0	0	0	0	0	0	0	0
Sept 24	Sea	W	p	1	1	0	0.0	0.0	0	0	0	0	0	0	0
Oct 1	@ Hou														
Oct 8	@ Mia														
Oct 16	Ind														
Oct 22	@ Cle														
Nov 5	Bal														
Nov 12	Cin														
Nov 16	@ Pit														
Nov 26	@ Ind														
Dec 3	Hou														
Dec 10	@ Ari														
Dec 17	@ SF														
Dec 24	LAR														
Dec 31	Jax														
Totals			2-1	3/0	5	2	3	0.0	0.0	0	0	0	0	0	0

AUSTIN JOHNSON'S NFL STATISTICS

REGULAR SEASON

Year	Team	GP		TACKLES					INTERCEPTIONS					FUMBLES					
		GS		Tot	Solo	Asst	Sk	Yds	QBP	TFL	No	Yds	Lg	TD	PD	FF	FR	Yds	SpT
2016	Tennessee	10	0	15	13	2	0.5	3.0	1	1	0	0	0	0	1	0	0	0	0
2017	Tennessee	3	0	5	2	3	0.0	0.0	0	0	0	0	0	0	0	0	0	0	0
NFL Totals		13	0	20	15	5	0.5	3.0	1	1	0	0	0	1	0	0	0	0	0

Single-Game Highs

Tackles - 4 at Kansas City (12/18/16)

Passes Defensed - 1 at Miami (10/9/16)

Sacks - 0.5 at Indianapolis (11/20/16)

Quarterback Pressures - 1 vs. Green Bay (11/13/16)



60 BEN JONES

CENTER • 6'3" • 308 LBS • COLLEGE: GEORGIA
ACQUIRED: UNRESTRICTED FREE AGENT (HOU) - 2016
NFL EXPERIENCE (NFL/TITANS): 6/2 • HOMETOWN: BRENT, ALA.
GAMES PLAYED/GAMES STARTED: 83/62 (PLAYOFFS: 3/3)



PRO: The Titans signed Ben Jones early in the 2016 free agency period to bring veteran leadership and experience to the center position and he provided just that in his first campaign with the club. The 6-foot-3-inch, 308-pounder was originally selected by the Houston Texans in the fourth round (99th overall) of the 2012 NFL Draft. The University of Georgia product is a versatile player, having started contests at center and both guard spots in his first four seasons with the Texans.

CAREER HIGHLIGHTS:

- Jones has started games at center, left guard and right guard during his NFL career and has opened holes for three 1,000-yard rushers.
- In 2016, Jones centered all 16 games in his first campaign with the Titans and was a part of an offensive front that blocked for the NFL's third-ranked rushing attack which averaged 136.7 rush yards per game.
- In 2015, Jones transitioned to his natural position of center and started all 16 games and the playoff contest for the Texans.
- In 2014, Jones started all 16 contests at left guard.
- As a rookie in 2012, Jones started the final 10 games of the season at right guard and was named the Texans Rookie of the Year.

TITANS TIDBITS:

- Jones switched from jersey #61 to #60 prior to his senior season at Georgia, to honor his father, Steve, a former collegiate star, who was killed in a helicopter crash when he was 10 years old.
- Jones' pregame ritual consists of walking barefoot on the field "to get a feel for the turf." The routine began before one game with his brother in high school and after enjoying success that night, it has continued ever since.
- When he was 10 years old, Jones suffered a blow to the head with a baseball bat. The impact caused a blood clot to develop on his brain and fractured his skull. The injury kept him out of all athletic activity for a year, proving to be a challenging time for an active and athletic boy. Although it was a tough period in his life, Ben says this time turned him into the man he is today. As soon as he was cleared for activities, Jones threw himself into being the best athlete he could be.
- During the 2017 offseason, Jones and his wife, Alex, hosted the Ben Jones Celebrity Clay Shoot to benefit The Ronald McDonald House in Nashville. The event raised \$85,000. Ben and Alex have a passion for helping children and have seen first-hand the blessings provided by the Ronald McDonald House to friends and family with sick children.
- Jones' brother, Clay, played baseball for the University of Alabama and then was drafted by the Detroit Tigers.

CAREER TRANSACTIONS:

- A native of Brent, Ala., Jones was originally selected by the Houston Texans in the fourth round (99th overall) of the 2012 NFL Draft.
- Signed by the Titans as an unrestricted free agent on March 10, 2016.

SEASON RECAPS:

2017 (3/3 - Tennessee):

- Against Oakland (9/10), started at center and was a part of an offensive line that helped produce 350 total yards and allow just one sack on 41 pass attempts.
- At Jacksonville (9/17), started at center, his 50th consecutive start, and opened holes for a rushing attack that amassed 179 yards on 36 carries (5.0 avg.). Member of a unit that allowed just one sack on 27 pass attempts.
- Against Seattle (9/24), started at center and helped block for Titans' ball carriers to collect 195 rushing yards on 35 carries (5.6 avg.). Member of an

offensive front that did not allow a sack on 32 pass attempts.

2016 (16/16 - Tennessee): Started all 16 games at center in his first season with the Titans and was a part of an offensive front that blocked for the NFL's third-ranked rushing attack which averaged 136.7 rush yards per game.

- Against Minnesota (9/11), made his Titans debut as the starting center.
- At Detroit (9/18), started at center and blocked for an offense that amassed 363 total yards in a 16-15 comeback win.
- Against Oakland (9/25), started at center and was a part of an offensive line that helped produce 393 total yards and allow just one sack on 33 pass attempts.
- At Miami (10/9), started at center and was a member of an offensive front that opened holes for Titans' rushers to gain 235 yards on the ground and did not allow a sack on 29 pass attempts.
- Against Cleveland (10/16), started at center and blocked for an offense that compiled a season-high 407 total yards, including 137 rushing yards.
- Against Jacksonville (10/27), started at center and opened holes for Titans' ball carriers to accumulate 214 yards on the ground. Was a part of an offensive front that did not allow a sack in 23 pass attempts.
- At San Diego (11/6), started at center and was a part of an offensive line that did not allow a sack on 43 pass attempts.
- Against Green Bay (11/13), started at center and blocked for an offense that amassed 446 total yards and six touchdowns in a 47-25 victory against the Packers.
- At Chicago (11/27), started at center and was a member of an offensive front that did not allow a sack on 23 pass attempts. Blocked for Titans' ball carriers to gain 149 yards on the ground.
- Against Denver (12/11), started at center and was a part of an offensive line that opened holes for Titans' rushers to amass 180 rushing yards on 42 carries in a 13-10 victory over the Broncos.
- At Kansas City (12/18), started at center and helped pave the way for Titans' ball carriers to gain 148 yards on the ground. Member of an offensive front that allowed just one sack for zero yards on 33 pass attempts.

2015 (16/16, 1/1 - Houston): Started all 16 games at center and in Wild Card Game against Kansas City (1/9). Extended his streak of consecutive regular season games played to 64, which is the second-longest active streak among NFL centers.

2014 (16/16 - Houston): Started all 16 games at left guard in his third season with the Texans.

2013 (16/1 - Houston): Played in all 16 games with one start for the Texans.

- At San Francisco (10/6), started at right guard and blocked for a ground game that produced 131 yards.

2012 (16/10, 2/2 - Houston): Appeared in all 16 games with 10 starts as a rookie. Was originally drafted as a center, but worked his way into a starting role at right guard. Was a part of seven 100-yard rushing performances by Arian Foster for the NFL's seventh-ranked offense.

- Against Miami (9/9), made his Texans and NFL debut on special teams in the season opener.
- At Jacksonville (9/17), saw action at right guard and was part of an offensive line that cleared the way for Texans running backs to rush for 216 yards and three touchdowns while not allowing Matt Schaub to be sacked.
- At Denver (9/23), helped provide protection for Matt Schaub, enabling

him to tie a career-high with four touchdown passes.

- At N.Y. Jets (10/8), helped Arian Foster rush for a season-high 157 yards and a touchdown.

COLLEGE:

- Finished his collegiate career ranked third in Georgia history with 49 starts.
- Was a two-time All-SEC selection by the league's coaches and four-time SEC Offensive Lineman of the Week during his career. Was named to Georgia's Team of the Decade.
- As a senior (2011), earned All-SEC first-team honors and was rated the nation's second-best center in the draft by The NFL Draft Report. Named second-team All-SEC honoree by the Associated Press, Phil Steele and the league's coaches for his senior season.
- In his final collegiate season, served as a team captain and started all 14 games at center.
- As a junior (2010), appeared in 13 games making 12 starts. Earned All-SEC second-team honors from The NFL Draft Report.
- As a sophomore (2009), started all 13 games and was named All-SEC second-team by the league's coaches.
- As a freshman (2008), appeared in 13 games making 10 starts at center and was selected a Freshman All-American and Freshman All-SEC. Named Freshman All-American first-team by College Football News, adding second-team honors from The Sporting News and Phil Steele.
- Member of the fall 2009 Georgia Athletic Director's Honor Roll.
- Majored in Health & Physical Education at Georgia.

PERSONAL:

- Married to Alex, and the couple lives in Nashville.
- Attended Bibb County High School in Centreville, Ala., where he earned Super Prep All-Dixie Team, Prep Star All-Southeast Region and Alabama Sports Writers Association Class 5A first-team All-State honors as a senior.
- Was a standout first baseman and pitcher on Bibb County's baseball team, where in 2007 he was selected to the Tuscaloosa News West Alabama Baseball All-Star squad. Had a .345 career batting average and collected a school-record 48 RBI in 2007.
- Follow Jones on Instagram at @jones60ben.
- Born Ben Jones on July 2, 1989 in Birmingham, Ala.

BEN JONES' NFL STATISTICS

REGULAR SEASON

Year	Team	GP	GS
2012	Houston	16	10
2013	Houston	16	1
2014	Houston	16	16
2015	Houston	16	16
2016	Tennessee	16	16
2017	Tennessee	3	3
NFL Totals		83	62

PLAYOFFS

Year	Team	GP	GS
2012	Houston	2	2
2015	Houston	1	1
NFL Totals		3	3

Starts Breakdown:

2012 - RG 10; 2013 - RG 1; 2014 - LG 16; 2015 - C 16; 2016 - C 16; 2017 - C 3

Additional Career Statistics

Tackles - 2 (2014), 1 (2015)
Fumble Recoveries - 1 (2013)

Additional Career Playoff Statistics

Tackles - 2 (2015)



90 DaQUAN JONES

DEFENSIVE LINEMAN • 6'4" • 322 LBS • COLLEGE: PENN STATE
ACQUIRED: 4TH ROUND - 2014 • NFL EXPERIENCE (NFL/TITANS): 4/4
HOMETOWN: JOHNSON CITY, N.Y.
GAMES PLAYED/GAMES STARTED: 42/36 (PLAYOFFS: 0/0)



PRO: Seeking a big, physical and versatile defensive lineman, the Titans selected Penn State's DaQuan Jones in the fourth round of the 2014 NFL Draft. The 6-foot-4-inch, 322-pounder played as a reserve as a rookie but earned a full-time role as a 3-4 defensive end in his second and third seasons, starting all 32 games during that period. Jones offers an impressive combination of size, athleticism, intelligence and power. He was a leader at State College, as one of the senior players to stay with the program during a time of turmoil.

CAREER HIGHLIGHTS:

- In 2016, Jones joined Brian Orakpo as the only two Titans to start every game from 2015–2016.
- Against Houston in the 2016 season finale (1/1/17), recovered a Tom Savage fumble in the end zone for his first career touchdown.
- In 2015, Jones was one of four members of the team to start all 16 games, holding down a spot at defensive end for the duration of the campaign. He totaled 67 tackles, 15 quarterback pressures, two tackles for loss and a fumble recovery.
- As a rookie in 2014, Jones played in seven games with one start. He posted his first career sack against Indianapolis on Dec. 28.
- As a senior at Penn State, Jones was named first-team All-Big Ten Conference after finishing fifth on the team with a career-high 56 tackles and a career-best three sacks.
- Jones was named Penn State's Outstanding Senior Player and the recipient of the team's Reid-Robinson Award.

TITANS TIDBITS:

- Jones majored in criminal justice at Penn State and spent a portion of his 2013 summer as an intern observing the Spring Township Police Department near State College.
- Jones entered the Penn State program after being rated the second-best offensive lineman in the nation during his playing days at Johnson City High School. He switched to the other side of the ball and made an immediate impact as a true freshman.
- Jones lists his father, Steve, as the most inspirational person in his life. Steve raised DaQuan as a single father and one of his father's greatest traits is that he works extremely hard in everything he does. Steve works as an executive chef at Cornell University.
- Jones is in the process of launching his own non-profit organization called "Create Your Legacy."

CAREER TRANSACTIONS:

- The Johnson City, N.Y., native was selected by the Titans in the fourth round (112th overall) of the 2014 NFL Draft.

SEASON RECAPS:

2017 (3/3):

- Against Oakland (9/10), started at defensive end and posted four tackles. Stuffed DeAndre Washington for no gain on a rush off left guard in the second quarter.
- At Jacksonville (9/17), started at defensive end and collected a tackle.
- Against Seattle (9/24), started at defensive end and notched a tackle.

2016 (16/16): Started all 16 games at defensive end for the second consecutive season and collected 29 tackles, 1.5 sacks, eight quarterback pressures, a stop for loss and a fumble recovery for a touchdown. Tied for the team lead in sacks once (at KC). Notched his first career NFL touchdown with a fumble recovery in the end zone against Houston (1/1/17).

- At Houston (10/2), started at defensive end and recorded three tackles.
- At Miami (10/9), started at nose tackle and registered a tackle for loss. Stonewalled Kenyan Drake for a two-yard loss on a rush off right tackle late in the second quarter.
- Against Indianapolis (10/23), started at defensive end and collected three tackles. Teamed with David Bass to stuff Frank Gore for no gain on a rush off right guard in the fourth quarter.
- Against Jacksonville (10/27), started at defensive end and posted a tackle and two quarterback pressures.
- At San Diego (11/6), started at defensive end and tied a career-high with seven tackles and a quarterback pressure. Stopped Melvin Gordon for no gain on a goal line rush off left guard in the third quarter.
- Against Green Bay (11/13), started at defensive end and notched three tackles, including a sack and two quarterback pressures. Ended a Packers' drive by sacking Aaron Rodgers for a 10-yard loss on third-and-13 in the opening stanza.
- Against Denver (12/11), started at defensive end and collected a tackle. Combined with Brice McCain to stuff Justin Forsett for a two-yard loss on a rush off right tackle in the fourth quarter.
- At Kansas City (12/18), started at defensive end and tallied a half sack and a quarterback pressure. Teamed with Brian Orakpo to drop Alex Smith for a four-yard sack in the third quarter.
- At Jacksonville (12/24), started at defensive end and posted four tackles. Stuffed Corey Grant for no gain on a rush off right guard in the opening stanza.
- Against Houston (1/1), started at defensive end and registered a tackle and a fumble recovery that resulted in his first career touchdown. Recovered a Tom Savage fumble in the end zone after a Sean Spence strip-sack to give the Titans an early 7-0 lead with 9:57 left to play in the opening stanza.

2015 (16/16): Started all 16 games at defensive end and registered 67 tackles, 15 quarterback pressures, two stops for loss and a fumble recovery. Tied for the team lead in quarterback pressures twice in 2015 (vs. BUF, at NYJ).

- At Tampa Bay (9/13), started at defensive end and led all Titans defensive linemen with a career-high seven tackles, including a stop for loss. Teamed with Karl Klug to stuff Doug Martin for no gain on a rush off right guard at the end of the first quarter. Stuffed Jorvorskie Lane for no gain on a rush off right guard in the third quarter. Combined with Wesley Woodyard to stuff Bobby Rainey for a two-yard loss on a rush up the middle in the fourth quarter.
- Against Buffalo (10/11), started at defensive end and posted three tackles and two quarterback pressures. Combined with Zach Brown to stonewall Cierre Wood for no gain on a rush off left end in the second stanza.
- At Houston (11/1), started at defensive end and registered six tackles and a quarterback pressure. Combined with Derrick Morgan to stop Alfred Blue for no gain on a rush off right tackle in the second quarter.
- At New Orleans (11/8), started at defensive end and totaled five tackles and two quarterback pressures. Combined with Angelo Blackson to stuff Mark Ingram for no gain on a goalline rush early in the second quarter. Halted a Saints' drive by combining with Michael Griffin to stuff Mark Ingram for no gain on a third-and-one rush early in the third quarter. Stonewalled Mark Ingram for no gain on a rush off right guard late in the third quarter.
- Against Carolina (11/15), started at defensive end and tallied four tackles, including a stop for loss. Crashed through the line and dropped Jonathan Stewart for a five-yard loss on rush off left guard in the second quarter.
- Against Oakland (11/29), started at defensive end and recorded two tackles, a fumble recovery and a quarterback pressure. Recovered a

Derek Carr botched snap in the fourth quarter.

- At New England (12/20), started at defensive end and tallied five tackles and a quarterback pressure. Combined with Avery Williamson to stuff Brandon Bolden for no gain on a rush off right tackle in the final stanza. Stonewalled Joey Iosefa for a one-yard loss on a rush up the middle late in the fourth quarter.

2014 (7/1): Appeared in seven games with one start at defensive end during his rookie campaign and registered 13 tackles, a sack, three quarterback pressures, two stops for loss and a forced fumble. Was inactive for eight games and did not play in one contest. Made his NFL debut at Indianapolis (9/28/14). Made his first career NFL start and notched his first career sack against Indianapolis (12/28/14). Led the team in sacks once (vs. IND).

- At Indianapolis (9/28), made his NFL debut as a reserve defensive tackle and amassed his first career tackle.

- At Philadelphia (11/23), saw action as a reserve defensive tackle and amassed two tackles, including a stop for loss. Stuffed Chris Polk for a two-yard loss on a rush up the middle in the final stanza.

- At Jacksonville (12/18), saw action as a reserve at defensive end and registered two tackles, including a stop for loss. Combined with Avery Williamson to stuff Toby Gerhart for no gain on a rush up the middle in the fourth quarter.

- Against Indianapolis (12/28), registered his first career NFL start and tallied a career-high six tackles, his first career sack, a forced fumble and two quarterback pressures. Dropped Andrew Luck for a seven-yard sack while forcing a fumble that was recovered by the Colts in the first quarter.

COLLEGE:

- Started 23 of 46 games at Penn State, with all of his starting assignments coming during the last two seasons. Jones finished his career with 92 tackles, adding 4.5 sacks for minus 28 yards, 15.5 stops for losses totaling 55 yards, two fumble recoveries and a pass deflection.

- As a senior (2013), was first-team All-Big Ten Conference by the league's coaches and second-team All-Conference by the media and BTN.com. Was named Penn State's Outstanding Senior Player and the recipient of the team's Reid-Robinson Award. Also named to the Outland Trophy Watch List. Named Most Valuable Player by his teammates after the season. Started all 12 games at defensive tackle, finishing fifth on the team with a career-high 56 tackles (33 solos). His tackle total was the most for any interior defensive lineman in the Big Ten during the 2013 campaign. Added three sacks for minus 21 yards and led the Nittany Lions with 11.5 stops for losses of 42 yards and also recovered one fumble.

- As a junior (2012), secured a starting role during training camp and started the first 11 games at defensive tackle. Recorded 22 tackles, with an assisted sack, two stops for losses of six yards, a fumble recovery and a pass deflection. Played an instrumental role for a defense that ranked second in the Big Ten Conference and 16th nationally in scoring defense at 19.1 points per game, as the Nittany Lions held six teams to 17 or fewer points.

- As a sophomore (2011), was a top reserve at defensive tackle and played in all 13 games, recording eight tackles.

- As a freshman (2010), held out of the initial four games for a possible redshirt season, but his play in practice and potential got him on the field. Made his debut in the Big Ten-opener at Iowa and played in the final nine games. Was one of seven true freshmen to play, registering six tackles,

including a sack and two tackles for loss.

- Majored in criminal justice at Penn State.

PERSONAL:

- Single, splits time between Nashville and Johnson City, N.Y.

- Attended Johnson City (N.Y.) Senior High School and was rated as the second-best offensive lineman in the state by Rivals.com.

- Was a standout on both sides of the ball and earned four-star prospect status from Scout.com. Recorded 60 tackles as a senior.

- Totaled 70 tackles during his junior season, and also posted three sacks and recovered four fumbles.

- Served as football and basketball team captain and was also a member of the track and field team throwing the shot put.

- On Twitter: @RiDQulous_98

- On Instagram: @dqj_90

- List of favorites: (movie) "Captain America: The Winter Soldier"; (TV show) "Supernatural"; (actor) Martin Lawrence; (music artist) Jay-Z; (school subject) criminal justice; (car) Mercedes S Class; (video game) NBA 2K; (food) dad's chicken parmesan; (book) "The Five People You Meet in Heaven" by Mitch Albom; and (pro sports team as a child) Philadelphia Eagles.

- Born DaQuan Steven Jones on Dec. 27, 1991 in Johnson City, N.Y.

DaQUAN JONES' GAME-BY-GAME

2014 Tennessee Titans

Date	Opp	W/L	P/S	Tot Solo	Asst	Sk	- Yds	QBP	TFL	Int - Yds	-TD	PD	FF	FR - Yds	SpT
Sept 7	@ KC	W	IA												
Sept 14	Dal	L	IA												
Sept 21	@ Cin	L	IA												
Sept 28	@ Ind	L	p	1	0	1	0.0	0.0	0	0	0	0	0	0	0
Oct 5	Cle	L	IA												
Oct 12	Jax	W	DNP												
Oct 19	@ Was	L	p	1	0	1	0.0	0.0	0	0	0	0	0	0	0
Oct 26	Hou	L	IA												
Nov 9	@ Bal	L	p	0	0	0	0.0	0.0	0	0	0	0	0	0	0
Nov 17	Pit	L	IA												
Nov 23	@ Phi	L	p	2	1	1	0.0	0.0	0	1	0	0	0	0	0
Nov 30	@ Hou	L	IA												
Dec 7	NYG	L	IA												
Dec 14	NYJ	L	p	1	1	0	0.0	0.0	1	0	0	0	0	0	0
Dec 18	@ Jax	L	p	2	1	1	0.0	0.0	0	1	0	0	0	0	0
Dec 28	Ind	L	S	6	4	2	1.0	1.0	2	0	0	0	0	1	0
Totals	2-14	7/1		13	7	6	1.0	1.0	3	2	0	0	0	1	0

2015 Tennessee Titans

Date	Opp	W/L	P/S	Tot Solo	Asst	Sk	- Yds	QBP	TFL	Int - Yds	-TD	PD	FF	FR - Yds	SpT
Sept 13	@ TB	W	S	7	7	0	0.0	0.0	0	1	0	0	0	0	0
Sept 20	@ Cle	L	S	2	2	0	0.0	0.0	1	0	0	0	0	0	0
Sept 27	Ind	L	S	4	2	2	0.0	0.0	0	0	0	0	0	0	0
Oct 11	Buf	L	S	3	1	2	0.0	0.0	2	0	0	0	0	0	0
Oct 18	Mia	L	S	6	2	4	0.0	0.0	0	0	0	0	0	0	0
Oct 25	Atl	L	S	4	2	2	0.0	0.0	0	0	0	0	0	0	0
Nov 1	@ Hou	L	S	6	5	1	0.0	0.0	1	0	0	0	0	0	0
Nov 8	@ NO	W	S	5	4	1	0.0	0.0	2	0	0	0	0	0	0
Nov 15	Car	L	S	4	1	3	0.0	0.0	1	1	0	0	0	0	0
Nov 19	@ Jax	L	S	3	3	0	0.0	0.0	2	0	0	0	0	0	0
Nov 29	Oak	L	S	2	1	1	0.0	0.0	1	0	0	0	0	1	0
Dec 6	Jax	W	S	3	1	2	0.0	0.0	1	0	0	0	0	0	0
Dec 13	@ NYJ	L	S	3	3	0	0.0	0.0	2	0	0	0	0	0	0
Dec 20	@ NE	L	S	5	4	1	0.0	0.0	1	0	0	0	0	0	0
Dec 27	Hou	L	S	5	3	2	0.0	0.0	1	0	0	0	0	0	0
Jan 3	@ Ind	L	S	5	4	1	0.0	0.0	0	0	0	0	0	0	0
Totals	3-13	16/16		67	45	22	0.0	0.0	15	2	0	0	0	1	0

2016 Tennessee Titans

Date	Opp	W/L	P/S	Tot Solo	Asst	Sk	- Yds	QBP	TFL	Int - Yds	-TD	PD	FF	FR - Yds	SpT
Sept 11	Min	L	S	1	0	1	0.0	0.0	1	0	0	0	0	0	0
Sept 18	@ Det	W	S	1	0	1	0.0	0.0	0	0	0	0	0	0	0
Sept 25	Oak	L	S	1	0	1	0.0	0.0	0	0	0	0	0	0	0
Oct 2	@ Hou	L	S	3	3	0	0.0	0.0	0	0	0	0	0	0	0
Oct 9	@ Mia	W	S	1	1	0	0.0	0.0	0	1	0	0	0	0	0
Oct 16	Cle	W	S	1	1	0	0.0	0.0	1	0	0	0	0	0	0
Oct 23	Ind	L	S	3	2	1	0.0	0.0	0	0	0	0	0	0	0
Oct 27	Jax	W	S	1	0	1	0.0	0.0	2	0	0	0	0	0	0
Nov 6	@ SD	L	S	7	6	1	0.0	0.0	1	0	0	0	0	0	0
Nov 13	GB	W	S	3	1	2	1.0	10.0	2	0	0	0	0	0	0
Nov 20	@ Ind	L	S	0	0	0	0.0	0.0	0	0	0	0	0	0	0
Nov 27	@ Chi	W	S	0	0	0	0.0	0.0	0	0	0	0	0	0	0
Dec 11	Den	W	S	1	0	1	0.0	0.0	0	0	0	0	0	0	0
Dec 18	@ KC	W	S	1	0	1	0.5	2.0	1	0	0	0	0	0	0
Dec 24	@ Jax	L	S	4	3	1	0.0	0.0	0	0	0	0	0	0	0
Jan 1	Hou	W	S	1	1	0	0.0	0.0	0	0	0	0	0	1	0
Totals	9-7	16/16		29	18	11	1.5	12.0	8	1	0	0	0	1	0

2017 Tennessee Titans

Date	Opp	W/L	P/S	Tot Solo	Asst	Sk	- Yds	QBP	TFL	Int - Yds	-TD	PD	FF	FR - Yds	SpT
Sept 10	Oak	L	S	4	1	3	0.0	0.0	0	0	0	0	0	0	0
Sept 17	@ Jax	W	S	1	1	0	0.0	0.0	0	0	0	0	0	0	0
Sept 24	Sea	W	S	1	0	1	0.0	0.0	0	0	0	0	0	0	0
Oct 1	@ Hou														
Oct 8	@ Mia														
Oct 16	Ind														
Oct 22	@ Cle														
Nov 5	Bal														
Nov 12	Cin														
Nov 16	@ Pit														
Nov 26	@ Ind														
Dec 3	Hou														
Dec 10	@ Ari														
Dec 17	@ SF														
Dec 24	LAR														
Dec 31	Jax														
Totals	2-1	3/3		6	2	4	0.0	0.0	0	0	0	0	0	0	0

DaQUAN JONES' NFL STATISTICS


REGULAR SEASON

Year	Team	GP	GS	TACKLES					INTERCEPTIONS					FUMBLES					
				Tot	Solo	Asst	Sk	Yds	QBP	TFL	No	Yds	Lg	TD	PD	FF	FR	Yds	SpT
2014	Tennessee	7	1	13	7	6	1.0	1.0	3	2	0	0	0	0	0	1	0	0	0
2015	Tennessee	16	16	67	45	22	0.0	0.0	15	2	0	0	0	0	0	0	1	0	0
2016	Tennessee	16	16	29	18	11	1.5	12.0	8	1	0	0	0	0	0	0	1	0	0
2017	Tennessee	3	3	6	2	4	0.0	0.0	0	0	0	0	0	0	0	0	0	0	0
NFL Totals		42	36	115	72	43	2.5	13.0	26	5	0	0	0	0	0	1	2	0	0

Single-Game Highs

Tackles - 7 (Twice, last at San Diego 11/6/16)
 Sacks - 1 (Twice, last vs. Green Bay (11/13/16))
 Quarterback Pressures - 2 (Seven times, last vs. Green Bay 11/13/16)
 Forced Fumble - 1 vs. Indianapolis (12/28/14)

Fumble Recovery - 1 (Twice, last vs. Houston (1/1/17))
 Touchdowns - 1 - fumble recovery in the end zone vs. Houston, 1/1/17



71 DENNIS KELLY

GUARD/TACKLE • 6'8" • 321 LBS • COLLEGE: PURDUE

ACQUIRED: TRADE (PHI) - 2016 • NFL EXPERIENCE (NFL/TITANS): 6/2

HOMETOWN: CHICAGO HEIGHTS, ILL.

GAMES PLAYED/GAMES STARTED: 49/21 (PLAYOFFS: 0/0)



PRO: The Titans acquired Dennis Kelly in a trade with the Philadelphia Eagles during the 2016 training camp. The 6-foot-8-inch, 321-pounder provides quality depth along the offensive front, having logged starts at right tackle, right guard, left guard and tight end during his NFL career. The 2012 fifth-round pick spent his first four NFL campaigns as a member of the Philadelphia Eagles and appeared in 30 games with 15 starts from 2012-15.

TITANS TIDBITS:

- Kelly's brother, Tim, played football at Eastern Illinois and is currently an offensive quality control coach for the Houston Texans.
- Kelly's favorite football player growing up was former Titans great Jevon Kearse.
- Kelly claims that the biggest influence on his life and career has been his entire family. "We're a Southside [Chicago] Irish family, so we share a really tight bond and they've inspired me to get to where I am today."
- Kelly went back to school during the 2014 offseason to earn his degree in organizational leadership from Purdue.
- Kelly is an avid professional wrestling fan that does not let the opportunity pass him by whenever a live WWE show is in town. He lists the Undertaker as the one person in the world he would like to have dinner with.

CAREER TRANSACTIONS:

- A native of Chicago Heights, Ill., Kelly was originally selected by the Philadelphia Eagles in the fifth round (153rd overall) of the 2012 NFL Draft.
- Traded by the Eagles to the Titans in exchange for wide receiver Dorial Green-Beckham on Aug. 16, 2016.

SEASON RECAPS:

2017 (3/0 - Tennessee):

- Against Oakland (9/10), saw limited action as a reserve as an extra tight end.
- At Jacksonville (9/17), played as a reserve as an extra tight end and helped open holes for a rushing attack that amassed 179 yards on 36 carries (5.0 avg.).
- Against Seattle (9/24), saw limited action as a reserve as an extra tight end and on special teams.

2016 (16/6 - Tennessee): Played in all 16 games with six starts as an extra tight end in his first season with the Titans. Helped open holes for the NFL's third-ranked rushing attack which averaged 136.7 rush yards per game.

- At Houston (10/2), saw limited action as a reserve at right tackle when Jack Conklin left the game briefly with an injury.
- Against Cleveland (10/16), made his first Titans start as an extra tight end.
- Against Indianapolis (10/23), started as an extra tight end and saw 11 snaps in that role.
- Against Jacksonville (10/27), played as a reserve as an extra tackle and helped open holes for Titans' ball carriers to accumulate 214 yards on the ground.
- Against Green Bay (11/13), entered the game at left tackle early in the first quarter after Taylor Lewan was disqualified for contacting an official. Blocked for an offense that amassed 446 total yards and six touchdowns in a 47-25 victory against the Packers.
- At Indianapolis (11/20), started as an extra tight end. Played left tackle in the fourth quarter after Taylor Lewan left the game with an injury.
- At Chicago (11/27), started as an extra tight end and helped block for Titans' ball carriers to gain 149 yards on the ground.

- Against Denver (12/11), saw action as a reserve as an extra tight end and helped open holes for Titans' rushers to amass 180 rushing yards on 42 carries in a 13-10 victory over the Broncos.

- At Kansas City (12/18), played as a reserve as an extra tight end and helped pave the way for Titans' ball carriers to gain 148 yards on the ground.

2015 (14/2 - Philadelphia): Appeared in a career-high 14 games with two starts at right tackle.

2014 (3/3 - Philadelphia): Started three games for the Eagles, two at left guard and one at right guard. Was inactive for 13 contests.

- At Indianapolis (9/15), started at left guard for the first time in his career, filling in for an injured Evan Mathis

2013 (0/0 - Philadelphia): Was inactive for all 16 contests.

2012 (13/10 - Philadelphia): Played in 13 games with 10 starts as a rookie. Made three starts at right guard and seven starts at right tackle. Did not play in three contests.

- Against Atlanta (10/28), made his first-career start at right guard.
- At Washington (11/18), started at right tackle for the first time in his career.

COLLEGE:

- Spent four seasons (2008-11) at Purdue and appeared in 42 career games, including starts in 37 consecutive games.
- Named the team's Bob Griese Offensive Most Valuable Player in both 2010 and 2011.
- Was a team co-captain and offensive MVP as a senior in 2011. Selected an All-Big Ten honorable mention choice by the conference's coaches and media. With Kelly anchoring the left tackle spot, the 2011 Boilermaker line cleared the way for a running game that produced 11 100-yard rushing games in 13 contests, including 393 yards against Southeast Missouri and 265 yards against Western Michigan in the Little Caesars Pizza Bowl.
- Named the team MVP on offense as a junior in 2010. Started in all 12 games and helped anchor an offensive line that blocked for a school-record five consecutive games with 200-plus rushing yards. Earned All-Big Ten honorable mention and Academic All-Big Ten accolades as a junior.
- Started at left tackle in all 12 games as a sophomore in 2009 and garnered Academic All-Big Ten honors.
- Appeared in five games as a reserve during his freshman campaign in 2008.
- Graduated with a degree in organizational leadership and supervision from Purdue.

PERSONAL:

- Married to Jerianna, and the couple gave birth to their first child, Eden Caroline, in July 2015. They own two dogs, Harley and Sanford.
- Attended Marian Catholic (Chicago Heights, Ill.) High School, where he was a three-year starter at tight end. Named All-area and team captain as senior and honorable mention all-area his junior year.
- Also played basketball in high school.
- Follow Kelly on Twitter at @DennisKelly67.
- List of favorites: (movies) "Inception," "Boondock Saints" and "The Dark Knight" trilogy; (TV show) "How I Met Your Mother"; (book) *To Kill A Mockingbird*; (meal) his dad's spaghetti; and (musical artists) Killswitch Engage and Breaking Benjamin.
- Born Dennis Andrew Kelly on Jan. 16, 1990 in Chicago Heights, Ill.

DENNIS KELLY'S NFL STATISTICS

REGULAR SEASON

Year	Team	GP	GS
2012	Philadelphia	13	10
2013	Philadelphia	0	0
2014	Philadelphia	3	3
2015	Philadelphia	14	2
2016	Tennessee	16	6
2017	Tennessee	3	0
NFL Totals		49	21

Starts Breakdown:

2012 - RG 3, RT 7; 2014 - LG 2, RG 1; 2015 - RT 2; 2016 - TE 6

Additional Career Statistics

Fumble Recovery - 2 (2015)

Tackles - 1 (2016)



6 BRETT KERN

PUNTER • 6'2" • 214 LBS • COLLEGE: TOLEDO
ACQUIRED: WAIVERS - 2009 (DEN) • NFL EXPERIENCE (NFL/TITANS): 10/9
HOMETOWN: GRAND ISLAND, N.Y.
GAMES PLAYED/GAMES STARTED: 147/0 (PLAYOFFS: 0/0)



PRO: Brett Kern is a strong-legged punter that has shown a keen ability to down his kicks inside the opponents' 20-yard line. He was rewarded during the 2015 offseason with a new multi-year contract with the Titans. The 10th-year pro enters 2017 as the franchise's all-time leader in gross punting average and net punting average and ranks second in career punts, trailing only Craig Hentrich (861). He is coming off arguably the best three-season run of his career, having placed 41.6 percent of his punts inside the 20 in 2016, which ranked second in his career. In 2015, the 6-foot-2-inch, 214-pounder totaled a 47.4-yard gross average (second in franchise history), a 40.3 net average (third in franchise history), a career-high 34 punts inside the 20 (third in franchise history) and only one touchback (career low). In 2014, he broke his own franchise record for single-season net punting, averaging 40.8 net yards per attempt. He initially set the record in 2012 (40.4), the same year he set the club's single-season gross punting mark (47.6). Kern joined the Titans franchise during the 2009 season when he was claimed off waivers from the Denver Broncos.

CAREER HIGHLIGHTS:

- In 2016, Kern placed 41.6 percent of his punts inside the opponent's 20-yard line (32 of 77), which ranked second in his career (42.2 in 2009). His 38.6-yard net punting average in 2016 ranked ninth in team history.
- In 2015, Kern continued his assault on the team's all-time punting records. He launched a career-high tying 88 punts becoming the second-leading punter in franchise history, placed a career-high 34 punts inside the 20 (third in franchise history) and only one touchback (career low). He also accomplished a first-of-its-kind feat, becoming the first punter in NFL history to record 80 or more punts, a net average of 40 yards, and one or zero touchbacks in a single season. He owns the top five net punting seasons in franchise history and six of the team's top eight net punting seasons.
- In 2014, Kern booted 88 total punts for a gross average of 46.8 yards and a net average of 40.8 yards, which broke his own single-season team record (40.4-yard net average in 2012).
- In 2013, Kern punted 78 times for 3,386 yards (43.4 avg.). He placed a career-best 32 punts inside the 20-yard line with a career-low two kicks as touchbacks.
- Kern arguably had his most productive season in 2012 when he ranked fifth in the AFC with a franchise record and career-best 47.6 gross punt average. He also finished ninth in the AFC with a then-franchise record and career-high 40.4 net punting average.
- In 2009, Kern's combined average of 45.5 yards per punt with the Titans and Broncos ranked eighth in the NFL. He also downed a combined 27 punts inside the opponents' 20-yard line.
- In 2008, Kern ranked fifth in the league with a 46.7-yard punting average and was named to the All-Rookie team by Pro Football Weekly/PFWA and the Sporting News.

TITANS TIDBITS:

- Kern's father, Cal, is a former professional soccer goalie.
- Kern is an avid golfer that sports a +1 handicap. He picked the game up late in his high school years and caddied for three summers at Inverness Golf Club while in college. The course is located in Toledo, Ohio, and has hosted PGA and NCAA Championships. In 2011, Kern competed in The Vinny, a local golf fundraising tournament hosted by singers Vince Gill and Amy Grant, and finished fourth in the event.

CAREER TRANSACTIONS:

- The Grand Island, N.Y., native was originally signed by the Denver Broncos as a rookie free agent on April 28, 2008.
- Claimed by the Titans off waivers from the Broncos on Oct. 27, 2009.

SEASON RECAPS:

2017 (3/0 - Tennessee): Ranks second in the AFC with a 50.3 gross avg. Has registered five punts of 50 or more yards in 2017. Posted a career-best 56.8 gross punt average against Seattle (9/24/17).

- Against Oakland (9/10), punted four times for 188 yards (47.0 avg.) with two kicks placed inside the 20-yard line. Boomed a 53-yard punt that went out of bounds at the Oakland 14-yard line in the first quarter.
- At Jacksonville (9/17), punted three times for 125 yards (41.7 avg.).
- Against Seattle (9/24), punted six times for 341 yards for a career-best 56.8 gross punt average. Boomed three punts of 60 or more yards and placed two kicks inside the 20-yard line. Flipped field position by nailing a 62-yard punt to the Seattle two-yard line in the first quarter.

2016 (16/0 - Tennessee): Punted 77 times for 3,402 yards (44.2 avg.) with 32 kicks placed inside the 20-yard line. Registered 19 punts of 50 or more yards in 2016.

- At Detroit (9/18), punted three times for 142 yards (47.3 avg.) with one kick placed inside the 20-yard line. Pinned the Lions deep in their own territory with a 37-yard punt that was downed by Cody Riggs at the Lions' one-yard line in the second stanza.
- Against Oakland (9/25), punted six times for 311 yards (51.8 avg.) with three kicks placed inside the 20-yard line. Pinned the Raiders deep in their own territory with a 53-yard punt that was fair caught at the Oakland seven-yard line. Boomed a 40-yard punt that was fair caught at the Raiders' nine-yard line in the second quarter. Pinned the Raiders deep in their own territory with a booming 62-yard punt that went out of bounds at the Oakland 10-yard line in the third quarter.
- At Houston (10/2), punted five times for 257 yards (51.4 avg.) with one kick inside the 20-yard line and one touchback. Pinned the Texans deep in their own territory with a 40-yard punt that was downed at the Houston nine-yard line.
- Against Cleveland (10/16), punted five times for 225 yards (45.0 avg.) with three kicks placed inside the 20-yard line. Pinned the Browns deep in their own territory with a 29-yard punt that was fair caught at the Cleveland eight-yard line in the second quarter. Launched a 52-yard punt that was downed at the Browns' 11-yard line in the second stanza. Flipped field position with a 46-yard punt that was fair caught at the Browns' six-yard line in the third quarter.
- Against Indianapolis (10/23), punted four times for 188 yards (47.0 avg.) with three kicks placed inside the 20-yard line. Pinned the Colts deep in their own territory with a 29-yard punt that was downed at the Indianapolis seven-yard line in the second quarter. Boomed a 48-yard punt that was downed at the Colts' seven-yard line in the second quarter. Flipped field position with a 62-yard punt in the third quarter.
- Against Green Bay (11/13), punted four times for 166 yards (41.5 avg.). Forced a Trevor Davis muffed punt that was recovered by LeShaun Sims in the second quarter.
- At Chicago (11/27), punted four times for 177 yards (44.3 avg.) with two kicks placed inside the 20-yard line. Pinned the Bears deep in their own territory with a 44-yard punt that was fair caught at the Chicago 11-yard line.
- Against Denver (12/11), punted a season-high seven times for 308 yards (44.0 avg.) with three kicks placed inside the 20-yard line. Nailed a 43-yard punt that was fair caught at the Denver six-yard line late in the first stanza. Pinned the Broncos deep in their own territory late in the fourth quarter with a 47-yard punt that was downed by Tre McBride at the Denver two-yard line.
- At Kansas City (12/18), punted four times for 142 yards (35.5 avg.) and

limited Tyreek Hill to just three return yards on three punt returns.

- Against Houston (1/1), punted five times for 211 yards (42.2 avg.) with a season-high five punts placed inside the 20-yard line. Boomed a 48-yard punt that went out of bounds at the Houston 10-yard line in the second quarter.

2015 (16/0 - Tennessee): Totaled 88 punts (tied for fifth place in franchise history), a 47.4-yard gross average (second in franchise history), a 40.3 net average (third in franchise history), a career-high 34 punts inside the 20 (third in franchise history) and only one touchback (career low). Accomplished a first-of-its-kind feat, becoming the first punter in NFL history to record 80 or more punts, a net average of 40 yards, and one or zero touchbacks in a single season. Boomed 42 punts of 50 or more yards in 2015. Placed a career-high seven punts inside the 20-yard line against Houston (12/27/15), which also qualified as the most ever recorded for the franchise (statistic tracked since 1976) and the most by any NFL punter in 2015. The seven punts inside the 20 also tied for the third-highest total in any NFL game since 1976. On his third punt of the day against Houston (12/27/15), passed Jim Norton (522) for second place on the franchise's all-time career punting list. Registered four punts at Tampa Bay (9/13/15) and became the third player in franchise history to reach 450 punts in a Titans/Oilers uniform.

- At Tampa Bay (9/13), punted four times for 189 yards (47.3 avg.) with one kick placed inside the 20-yard line. Boomed a 57-yard punt in the second quarter. Pinned the Browns deep in their territory with a 38-yard punt that was downed at the two-yard line in the third quarter.

- At Cleveland (9/20), punted six times for 298 yards (49.7 avg.) with one kick inside the 20-yard line.

- Against Atlanta (10/25), punted seven times for 305 yards (43.6 avg.) with five kicks placed inside the 20-yard line. Pinned Atlanta deep in their own territory with a 36-yard punt that was fair caught at the Falcons' 12-yard line. Boomed a 54-yard punt that was fair caught at the Falcons' 15-yard line. Placed a 39-yard punt that was fair caught at the Atlanta 11-yard line in the second quarter. Pinned the Falcons deep in their own territory with a 38-yard punt that went out of bounds at the Atlanta 12-yard line.

- At Houston (11/1), posted seven punts for 349 yards (49.9 avg.) with three kicks placed inside the 20-yard line and a 45.9 net avg. Six of his seven punts went at least 50 yards or pinned the Texans inside the 20. Pinned the Texans deep in their territory with a 39-yard punt that was fair caught at the Houston 10-yard line in the second quarter. Boomed a 55-yard punt that went out of bounds at the Texans' seven-yard line.

- At New Orleans (11/8), punted five times for 253 yards (50.6 avg.) with two kicks placed inside the 20-yard line. Boomed a 55-yard punt that was downed at the New Orleans eight-yard line in the second quarter.

- At Jacksonville (11/19), appeared in his 100th game with the Titans and punted five times for 226 yards (45.2 avg.) with two kicks placed inside the 20-yard line.

- At New England (12/20), punted five times for 272 yards (54.4 avg.) with one kick placed inside the 20-yard line. Boomed a 61-yard punt that Danny Amendola later fumbled setting up the Titans' first scoring drive. Boomed a 56-yard punt that went out of bounds at the Patriots' six-yard line in the third quarter.

- Against Houston (12/27), punted a season-high nine punts for 427 yards (47.4 avg.) with a career-high seven kicks placed inside the 20-yard line. Boomed a 58-yard punt to the Texans' six-yard line in the first quarter. Pinned the Texans deep in their own territory with a 31-yard punt that went out of bounds at the Houston five-yard line. Blasted a 59-yard punt to the Texans' six-yard line in the fourth quarter. On his third punt of the day, passed Jim Norton (522) for second place on the franchise's all-time career punting list.

- At Indianapolis (1/3), punted six times for 300 yards (50.0 avg.) with two kicks placed inside the 20-yard line. Pinned the Colts deep in their own territory with a 51-yard punt to the Indianapolis nine-yard line in the opening stanza. Boomed a 52-yard punt that was fair caught at the Colts' eight-yard line in the third quarter.

2014 (16/0 - Tennessee): Appeared in all 16 games and set a franchise record with a 40.8 net punt average. Punted career-high 88 times for career-best 4,118 yards (46.8 avg.) with 28 kicks placed inside the opponents' 20-yard line. His 46.8 gross average was the third-highest of his career. Boomed 37 punts of 50 or more yards in 2014. Notched a 48.8-yard net average at Baltimore (11/9/14), the third best of his career and the fourth best in team history. Notched a career-long and franchise-tying long 79-yard punt against Indianapolis (12/28/14).

- At Kansas City (9/7), punted six times for 304 yards with three kicks

placed inside the 20-yard line. Boomed a 63-yard punt in the first quarter and nailed a 56-yard punt that forced the returner out of bounds at the Chiefs' two-yard line in the second quarter. His 50.7 gross average was his highest since Dec. 30, 2012 (51.0 against Jacksonville), and his 63-yard punt was his longest since a 63-yarder on Sept. 22, 2013 against the Chargers.

- At Indianapolis (9/28), saw action in his 100th career regular season game and punted six times for 265 yards (44.2 avg.) with two kicks placed inside the 20-yard line. Pinned the Colts deep in their own territory with a 35-yard punt that was fair caught at the Indianapolis nine-yard line in the third quarter.

- Against Jacksonville (10/12), punted five times for 249 yards (49.8 avg.) with a three kicks placed inside the 20-yard line. Flipped field position by booming a 69-yard punt in the fourth quarter. It was the third-longest punt of his career and his longest since Dec. 2, 2012 against the Houston Texans (70 yards).

- Against Houston (10/26), totaled six punts for a 51.7-yard gross average and a 48.7 net average with two punts placed inside the 20. His net average at the time was the third best of his career and the fourth best in team history (minimum four punts). In the third quarter, he booted a punt that went 62 yards and pinned the Texans on their own two-yard line. His six punts gave him 400 total punts in a Titans uniform. He became the fourth player in franchise history to reach 400 punts, joining Craig Hentrich (861), Jim Norton (519) and Cliff Parsley (429).

- At Baltimore (11/9), punted eight times for 414 yards (51.8 avg.) with a 48.8 net avg. His 48.8-yard net average was the third best of his career and the fourth best in team history. Boomed a 58-yard punt to the Ravens' 18-yard line in the fourth quarter.

- Against N.Y. Giants (12/7), punted six times for 284 yards (47.3 avg.). In the third quarter, recorded the 500th punt of his seven-year NFL career. He also moved past Cliff Parsley (431 career punts) for third place on the team's all-time career punts list.

- Against N.Y. Jets (12/14), punted six times for 295 yards (49.2 avg.) with three kicks placed inside the 20-yard line. Pinned the Jets deep in their own territory with a 49-yard punt that was fair caught at the New York seven-yard line in the second quarter. Placed a 38-yard punt that was fair caught at the Jets' 10-yard line in the second stanza. On his third punt of the game, which marked his 432nd punt as a member of the Titans, he moved past Cliff Parsley (431 career punts) for third place on the team's all-time punting list.

- Against Indianapolis (12/28), punted seven times for 383 yards (54.7 avg.) with a career-long punt of 79 yards. Three of his kicks were placed inside the 20-yard line. His 79-yarder broke his previous career long of 71 yards (at Miami on Nov. 11, 2012) and tied the franchise record. Jim Norton set the record against Kansas City on Nov. 22, 1964, and it never was equaled until Kern's attempt. Kern punted seven times against the Colts for a gross average of 54.7 yards per punt, a net average of 46.1 yards per punt and three punts inside the 20. His gross average was the third-highest of his career.

2013 (16/0 - Tennessee): Appeared in all 16 games and punted 78 times for 3,386 yards (43.4 avg.). Placed a career-best 32 punts inside the 20-yard line with a career-low two kicks as touchbacks. Set a career-high and a franchise record by placing six punts inside the 20-yard line against Houston (12/29/13). Boomed 24 punts of 50 or more yards in 2013.

- Against San Diego (9/22), punted three times for 140 yards (46.7 avg.) with two kicks placed inside the 20-yard line and a long of 63 yards. Flipped field position with a 63-yard punt that was downed at the Chargers' 17-yard line in the first quarter. Was credited with one rush for zero yards after fumbling a snap in the second quarter. Pinned the Chargers deep in their own territory with a 35-yard punt that was downed at the San Diego 11-yard line in the fourth quarter.

- Against N.Y. Jets (9/29), punted seven times for 293 yards (41.9 avg.) and tied a career-best with four kicks inside the 20-yard line. Boomed a 53-yard punt to the Jets' 15-yard line in the second quarter. Nailed a 50-yard punt to the Jets' 12-yard line early in the third quarter. Pinned the Jets deep in their territory with a 34-yard punt that was downed by Tommie Campbell at the New York one-yard line in the third quarter. Boomed a 54-yard punt to the Jets' 24-yard line in the third stanza.

- Against Kansas City (10/6), punted six times for 272 yards (45.3 avg.) with two kicks inside the 20-yard line. Boomed a 56-yard punt to the Chiefs' 12-yard line in the first quarter.

- At Denver (12/8), punted four times for 201 yards (50.3 avg.) with a long punt of 62 yards. Boomed a 62-yard punt to the Broncos' 15-yard line in the second quarter.

- Against Arizona (12/15), punted three times for 145 yards (48.3 avg.) with two kicks placed inside the 20-yard line. Pinned the Cardinals deep in their own territory with a 51-yard punt that was downed at the Arizona three-yard line in the second quarter.
- Against Houston (12/29), punted six times for 253 yards (42.2 avg.) and set a franchise record with all six kicks being placed inside the 20-yard line. Pinned the Texans at their own five-yard line with a 38-yard punt late in the third quarter. Boomed a 53-yard punt that was fair caught at the Houston 10-yard line. Nailed a 56-yard punt that went out of bounds at the Texans' nine-yard line.

2012 (16/0 – Tennessee): Appeared in all 16 games and ranked fifth in the AFC with a franchise record 47.6 gross punt average. Ranked ninth in the AFC with a franchise record 40.4 net punting average. Posted career-highs with 10 punts and 391 punt yards against N.Y. Jets (12/17/12). Ranked third in franchise history with a career-best 49.0 net punting average at Jacksonville (11/25/12). Boomed a career-long 71-yard punt at Miami (11/11/12). Boomed 34 punts of 50 or more yards in 2012.

- Against New England (9/9), punted four times for 209 yards (52.3 avg.) and placed two punts inside the 20-yard line. Flipped field position by booming a 56-yard punt in the opening quarter. Nailed a 54-yard punt to the Patriots' eight-yard line late in the second quarter. Lined up in the back of the end zone and booted a 55-yard punt in the third quarter.
- At San Diego (9/16), punted seven times for a then career-best 361 yards (51.6 avg.). Notched the third-best net punt average in franchise history with a then career-high 48.6 net punt average. Boomed a 63-yard punt to the Chargers' 25-yard line in the second quarter. Nailed a 54-yard punt that was marked out of bounds at the Chargers' 16-yard line in the third quarter.
- At Houston (9/30), punted seven times for 326 yards (46.6 avg.) and placed two kicks inside the 20-yard line. Boomed a 50-yard punt to the Texans' 14-yard line in the first quarter. Pinned the Texans deep in their own territory with a 52-yard punt to the Houston 12-yard line in the second stanza. Placed a 33-yard punt that was downed at the Houston seven-yard line. Blasted a 60-yard punt to the Texans' 14-yard line late in the third quarter.
- Against Pittsburgh (10/11), punted five times for 261 yards (52.2 avg.) with two kicks placed inside the 20-yard line. Boomed a 61-yard punt to the Steelers' 15-yard line in the second quarter. Flipped field position by nailing a 58-yard punt late in the second quarter.
- At Miami (11/11), punted four times for 208 yards (52.0 avg.) with a net avg. of 48.0 yards. Placed three kicks inside the 20-yard line. Boomed a career-long 71-yard punt that rolled out of bounds at the Dolphins' 15-yard line in the first quarter. Nailed a 50-yard punt to the Dolphins' 14-yard line in the second quarter. Placed a 36-yard punt that was downed at the Miami eight-yard line in the fourth quarter.
- At Jacksonville (11/25), punted four times for 201 yards (50.3 avg.) and posted a career-best 49.0 net punting average. The net punting average ranked third in Titans' franchise history.
- Against Houston (12/2), punted six times for 303 yards (50.5 avg.) with two kicks inside the 20-yard line. Boomed a 70-yard punt to flip field position in the first quarter. Pinned the Texans deep in their own territory with a 40-yard punt that was downed at the Houston one-yard line in the second quarter. Registered a special teams tackle on coverage units.
- At Indianapolis (12/9), punted three times for 165 yards (55.0 avg.) with one kick placed inside the 20-yard line. Boomed a 53-yard punt to the Colts' 16-yard line in the second quarter. Nailed a 57-yard punt to the Colts' 13-yard line late in the fourth quarter.
- Against N.Y. Jets (12/17), punted a career-best 10 times for a career-high 391 yards with four kicks placed inside the 20-yard line. Pinned the Jets deep in their territory with a 44-yard punt that was fair-caught at the New York seven-yard line in the second quarter. Flipped field position with a 43-yard punt that fair-caught at the Jets' eight-yard line in the fourth quarter.

- 2011 (16/0 – Tennessee):** Appeared in all 16 games and set a new franchise record with his 39.4-yard net average, topping Craig Hentrich's previous franchise high of 39.2 yards, set in 1998. Registered a career-high 86 punts for 3,747 yards (43.6 avg.). Set a career-high with 31 punts placed inside the 20-yard line in 2011. Ranked seventh in the AFC with a 39.4-yard net punt avg. Boomed 22 punts of 50 or more yards in 2011.
- Against Baltimore (9/18), punted three times for 119 yards with two punts placed inside the 20-yard line. Nailed a 55-yard punt in the first quarter. Pinned the Ravens deep in their own territory with a 33-yard punt that was downed by Gerald McRath at the Baltimore four-yard line in the opening stanza.
 - Against Denver (9/25), punted four times for 176 yards (44.0 avg.).

Boomed a 62-yard punt in the first quarter. Nailed a 51-yard punt later in the opening stanza. Kept a Titans' scoring drive alive by scooping up an errant snap and racing 21 yards down the right sideline in the second quarter.

- Against Houston (10/23), punted seven times for 319 yards (45.6 avg.) with two kicks inside the 20-yard line. Tallied a 44-yard punt that was downed at the Texans' eight-yard line in the first quarter. Boomed a 54-yard punt in the second quarter that went out of bounds at the Texans' six-yard line. Launched a 53-yard punt early in the third quarter.
- Against Indianapolis (10/30), tied a career-high with eight punts for 330 yards (41.3 avg.). Placed a 30-yard punt that was fair caught at the Colts' 13-yard line late in the first stanza. Boomed a 55-yard punt in the third quarter and a 54-yard punt in the final stanza.
- At Indianapolis (12/18), punted seven times for 329 yards (47.0 avg.) with a 45.0-yard net avg. Boomed a 55-yard punt to the Colts' 14-yard line in the first quarter. Nailed a 58-yard punt early in the second stanza.
- Against Jacksonville (12/24), punted four times for 172 yards (43.0 avg.) with three kicks placed inside the 20-yard line. Nailed a 47-yard punt that was downed at the Jaguars' three-yard line in the first quarter. Placed a 30-yard punt that was downed at the Jaguars' eight-yard line in the second stanza. Boomed a 51-yard punt that was fair caught at the Jaguars' 16-yard line in the third quarter.
- At Houston (1/1), punted six times for 286 yards (47.7 avg.) and tied a season-best with four kicks placed inside the 20-yard line and a 45.8 net avg. Placed a 35-yard punt that was downed at the Texans' 10-yard line in the first quarter. Nailed a 47-yard punt that was downed at the Texans' three-yard line in the second stanza. Boomed a 58-yard punt in the third quarter. Booted a 52-yard punt that went out of bounds at the Texans' five-yard line in the fourth quarter.

2010 (16/0 – Tennessee): Appeared in all 16 games and finished fifth in the AFC with a 39.1-yard net avg. Registered career-highs with 77 punts, 3,302 yards and 39.1 net avg. Tied a career high with four punts inside the 20-yard line at San Diego (10/31/10). Set new career-high with 352 punt yards at Kansas City (12/26/10). Boomed a career-best 68-yard punt against Philadelphia (10/24/10).

- Against Oakland (9/12), punted four times for 200 yards (50.0 avg.) with two kicks placed inside the 20-yard line. Booted a 37-yard punt that was downed at the Raiders' nine-yard line in the second quarter. Boomed a 59-yard punt in the fourth quarter.
- At N.Y. Giants (9/26), punted five times for 214 yards (42.8 avg.). Placed a 37-yard punt that was downed by Michael Griffin at the Giants' one-yard line, which led to a Titans' safety in the third quarter. Boomed a 55-yard punt in the third quarter.
- At Jacksonville (10/18), punted twice for 98 yards (49.0 avg.) with one kick placed inside the Jaguars' 20-yard line. Boomed a 51-yard punt to the Jaguars' seven-yard line and Mike Thomas registered a one-yard loss on the return in the first quarter.
- At San Diego (10/31), punted six times for 279 yards (46.5 avg.) and tied a career high by placing four punts inside the Chargers' 20-yard line. Placed a 35-yard punt that was downed at the San Diego nine-yard line. Boomed a 63-yard punt late in the third quarter. Nailed a 48-yard punt that was downed at the Chargers' three-yard line.
- At Houston (11/28), punted seven times for 328 yards (46.9 avg.) with two kicks placed inside the 20-yard line. Boomed a 56-yard punt to the Houston nine-yard line in the first quarter. Nailed a 50-yard punt later in the opening stanza. Booted a 56-yard punt to the Houston 15-yard line in the third quarter.

2009 (6/0 - Denver; 10/0 - Tennessee): In 10 games with Titans, punted 37 times for 1,665 yards with 18 punts placed inside the 20-yard line and ranked fourth in the AFC with a 45.5 gross avg. Appeared in the first six games with the Denver Broncos and punted 27 times for 1,245 yards (46.1 avg.) while placing nine punts inside the 20-yard line.

- Against Dallas (10/4), boomed six punts for 305 yards (50.8 avg.) with two kicks downed inside the 20-yard line. Nailed four punts for a 55.3 average from Denver territory.
- Against Jacksonville (11/1), made his Titans debut and punted four times for 193 yards (48.3 avg.) with three punts placed inside the 20-yard line in the Titans' 30-13 victory. Boomed a 55-yard punt that sailed out of bounds at the Jaguars' seven-yard line in the second quarter. Nailed a 51-yard punt that was downed at the Jaguars' seven-yard line during the final stanza. Perfectly placed a 37-yard punt that was downed at the Jaguars' three-yard line late in the fourth quarter.

- Against Arizona (11/29), punted four times for 184 yards (46.0 avg.) with two kicks placed inside the 20-yard line in the Titans' 20-17 come-from-behind victory. Placed a 38-yard punt that was downed at the Cardinals' 10-yard line in the fourth quarter.
- At Seattle (1/3), punted four times for 214 yards (53.5 avg.), including a career-best 46.5 net avg. and a career-long 67-yard punt in the Titans' season-ending 17-13 victory. Nailed a 56-yard punt to the Seahawks' 19-yard line in the second quarter. Booted a career-best 67-yard punt in the second stanza.

2008 (16/0 - Denver): Appeared in all 16 games and ranked fifth in the league with a 46.7-yard gross punting average that marked the third-best season total by a Bronco in club history (min. 45 punts). Received all-rookie honors from Pro Football Weekly/PFWA and The Sporting News. Punted 46 times for 2,150 yards (46.7 gross / 37.8 net) with 13 punts placed inside the 20-yard line. Tied for the third-fewest touchbacks in the NFL with four, marking the fewest in a season by a Bronco with at least 45 punts since 1997 (Tom Rouen, 4).

- Against San Diego (9/14), punted three times for 161 yards (53.7 avg.)
- Against Tampa Bay (10/5), posted five punts for 248 yards (49.6 avg.) with two kicks placed inside the 20-yard line.
- At N.Y. Jets (11/30), nailed five punts for 214 yards (42.8 avg.) with four kicks inside the 20-yard line.

COLLEGE:

- Played 47 career games at the University of Toledo, punting 189 times for 7,994 yards (42.3 avg.) with 59 punts placed inside the 20-yard line.
- Ranked second in the nation in gross punting average (46.1 yds., 52 punts for 2,399 yards) and was a finalist for the Ray Guy Award (nation's best punter) as a senior.
- Earned third team All-America honors as a senior as the only player from the Mid-American Conference to receive Associated Press All-America honors.
- Named Mid-American Conference's Special Teams Player of the Year as a senior.
- Earned a bachelor's degree in geography from Toledo and posted a 3.38 grade point average while earning CoSIDA second-team academic all-district recognition as a senior.

PERSONAL:

- Married to Tiffany Kern and the couple has a son, Bryce Jeremiah and two daughters, Anelle Naomi and Quinn Eliana.
- Was a two-time first-team all-state selection at Grand Island High School

in Grand Island, N.Y., and averaged 39 yards per punt as a senior and 42.5 yards per punt as a junior.

- Also played basketball and was a long jumper and high hurdler on the track team in high school.
- Follow Kern on Twitter and on Instagram: @brettkern6.
- List of favorites: (movie) "Shooter"; (TV show) "Gold Rush"; (music artist) LeCrae, Thousand Foot Krutch, KB, tobyMac; (school subject) geography; (car) 1969 Dodge Charger; (video game) "FIFA," "Tiger Woods PGA Golf"; (food) spaghetti; and (book) the Bible.
- Born Brett Alan Kern on Feb. 17, 1986, in Grand Island, N.Y.

BRETT KERN'S GAME-BY-GAME

2008 Denver Broncos

Date	Opp	W/L	No	Yds	Avg	Net	TB	In 20	Lg	Blk
Sept 8	@ Oak	W	2	80	40.0	38.5	0	1	42	0
Sept 14	SD	W	3	161	53.7	42.0	1	1	64	0
Sept 21	NO	W	2	105	52.5	37.5	0	0	56	0
Sept 28	@ KC	L	2	77	38.5	38.0	0	0	51	0
Oct 5	TB	W	5	248	49.6	45.8	0	2	63	0
Oct 12	Jax	L	4	192	48.0	39.5	1	0	52	0
Oct 20	@ NE	L	5	243	48.6	32.0	1	1	62	0
Nov 2	Mia	L	4	185	46.3	45.0	0	3	61	0
Nov 6	@ Cle	W	1	29	29.0	24.0	0	0	29	0
Nov 16	@ Atl	W	3	127	42.3	39.3	0	1	52	0
Nov 23	Oak	L	2	112	56.0	11.5	0	0	60	0
Nov 30	@ NYJ	W	5	214	42.8	41.4	0	4	52	0
Dec 7	KC	W	1	52	52.0	20.0	0	0	52	0
Dec 14	@ Car	L	5	241	48.2	39.8	1	0	57	0
Dec 21	Buf	L	0	0	0.0	0.0	0	0	0	0
Dec 28	@ SD	L	2	84	42.0	34.0	0	0	46	0
Totals		8-8	46	2,150	46.7	37.8	4	13	64	0

2009 Denver Broncos/Tennessee Titans

Date	Opp	W/L	No	Yds	Avg	Net	TB	In 20	Lg	Blk
Sept 13	@ Cin	W	8	340	42.5	36.4	0	3	56	0
Sept 20	Cle	W	2	109	54.5	42.5	0	1	57	0
Sept 27	@ Oak	W	2	81	40.5	27.0	1	0	48	0
Oct 4	Dal	W	6	305	50.8	41.7	2	2	62	0
Oct 11	NE	W	5	231	46.2	37.8	1	2	64	0
Oct 19	@ SD	W	4	179	44.8	15.5	2	1	50	0
Nov 1	Jax	W	4	193	48.3	43.3	1	3	55	0
Nov 8	@ SF	W	5	217	43.4	44.0	0	2	57	0
Nov 15	Buf	W	3	119	39.7	31.3	0	2	58	0
Nov 23	@ Hou	W	4	176	44.0	41.5	0	2	51	0
Nov 29	Ari	W	4	184	46.0	41.3	1	2	56	0
Dec 6	@ Ind	L	2	78	39.0	39.0	0	1	46	0
Dec 13	StL	W	3	115	38.3	36.3	0	1	54	0
Dec 20	Mia	W	5	244	48.8	44.0	1	2	59	0
Dec 25	SD	L	3	125	41.7	39.7	0	2	46	0
Jan 3	@ Sea	W	4	214	53.5	46.5	1	1	67	0
Totals		14-2	64	2,910	45.5	38.5	10	27	67	0

* First six games with Denver; final 10 games with Tennessee

2010 Tennessee Titans

Date	Opp	W/L	No	Yds	Avg	Net	TB	In 20	Lg	Blk
Sept 12	Oak	W	4	200	50.0	44.5	0	2	60	0
Sept 19	Pit	L	5	244	48.8	42.2	0	1	57	0
Sept 26	@ NYG	W	5	214	42.8	36.6	1	1	55	0
Oct 3	Den	L	6	245	40.8	31.5	1	0	60	0
Oct 10	@ Dal	W	5	174	34.8	34.6	0	2	45	0
Oct 18	@ Jax	W	2	98	49.0	50.0	0	1	51	0
Oct 24	Phi	W	4	192	48.0	44.0	0	0	68	0
Oct 31	@ SD	L	6	279	46.5	44.2	0	4	63	0
Nov 14	@ Mia	L	5	209	41.8	37.8	1	2	52	0
Nov 21	Was	L	5	169	33.8	31.4	0	2	51	0
Nov 28	@ Hou	L	7	328	46.9	43.6	0	2	56	0
Dec 5	Jax	L	2	72	36.0	36.0	0	0	40	0
Dec 9	Ind	L	4	165	41.3	41.3	0	0	46	0
Dec 19	Hou	W	4	150	37.5	34.5	0	2	46	0
Dec 26	@ KC	L	8	352	44.0	37.0	1	3	58	0
Jan 2	@ Ind	L	5	211	42.2	42.2	0	2	48	0
Totals		6-10	77	3,302	42.9	39.1	4	24	68	0

2011 Tennessee Titans

Date	Opp	W/L	No	Yds	Avg	Net	TB	In 20	Lg	Blk
Sept 11	@ Jax	L	7	291	41.6	34.3	1	2	48	0
Sept 18	Bal	W	3	119	39.7	38.3	0	2	55	0
Sept 25	Den	W	4	176	44.0	32.3	0	0	62	0
Oct 2	@ Cle	W	6	237	39.5	36.5	0	2	64	0
Oct 9	@ Pit	L	4	169	42.3	42.3	0	1	44	0
Oct 23	Hou	L	7	319	45.6	42.7	1	2	54	0
Oct 30	Ind	W	8	330	41.3	34.1	2	2	55	0
Nov 6	Cin	L	7	320	45.7	41.6	1	1	54	0
Nov 13	@ Car	W	5	221	44.2	38.2	1	1	48	0
Nov 20	@ Atl	L	5	225	45.0	39.6	0	0	57	0
Nov 27	TB	W	3	88	29.3	29.3	0	3	41	0
Dec 4	@ Buf	W	5	239	47.8	45.8	0	4	57	0
Dec 11	NO	L	5	226	45.2	37.6	1	1	52	0
Dec 18	@ Ind	L	7	329	47.0	45.0	0	3	58	0
Dec 24	Jax	W	4	172	43.0	41.8	0	3	51	0
Jan 1	@ Hou	W	6	286	47.7	45.8	0	4	58	0
Totals		9-7	86	3,747	43.6	39.4	7	31	64	0

2012 Tennessee Titans

Date	Opp	W/L	No	Yds	Avg	Net	TB	In 20	Lg	Blk
Sept 9	NE	L	4	209	52.3	45.5	0	2	56	0
Sept 16	@ SD	L	7	361	51.6	48.6	1	3	63	0
Sept 23	Det	W	1	41	41.0	41.0	0	0	41	0
Sept 30	@ Hou	L	7	326	46.6	41.7	0	2	60	0
Oct 7	@ Min	L	6	256	42.7	42.8	0	3	53	0
Oct 11	Pit	W	5	261	52.2	44.8	1	2	61	0
Oct 21	@ Buf	W	3	124	41.3	34.7	1	2	57	0
Oct 28	Ind	L	3	130	43.3	39.0	0	1	61	0
Nov 4	Chi	L	6	299	49.8	30.0	1	1	59	1
Nov 11	@ Mia	W	4	208	52.0	48.0	0	3	71	0
Nov 25	@ Jax	L	4	201	50.3	49.0	0	1	57	0
Dec 2	Hou	L	6	303	50.5	39.3	0	2	70	0
Dec 9	@ Ind	L	3	165	55.0	47.0	0	1	57	0
Dec 17	NYJ	W	10	391	39.1	36.4	1	4	55	0
Dec 23	@ GB	L	8	376	47.0	34.4	0	2	54	0
Dec 30	Jax	W	4	204	51.0	35.8	0	1	55	1
Totals		6-10	81	3,855	47.6	40.4	5	30	71	2

2013 Tennessee Titans

Date	Opp	W/L	No	Yds	Avg	Net	TB	In 20	Lg	Blk
Sept 8	@ Pit	W	5	208	41.6	41.4	0	4	55	0
Sept 15	@ Hou	L	8	382	47.8	46.6	0	1	54	0
Sept 22	SD	W	3	140	46.7	44.3	0	2	63	0
Sept 29	NYJ	W	7	293	41.9	40.9	0	4	54	0
Oct 6	KC	L	6	272	45.3	38.8	0	2	56	0
Oct 13	@ Sea	L	4	140	35.0	31.3	0	1	46	0
Oct 20	SF	L	6	263	43.8	43.8	0	3	55	0
Nov 3	@ StL	W	5	228	45.6	35.0	1	1	55	0
Nov 10	Jax	L	5	219	43.8	42.6	0	1	53	0
Nov 14	Ind	L	3	117	39.0	34.0	0	0	48	0
Nov 24	@ Oak	W	4	163	40.8	29.0	0	1	49	1
Dec 1	@ Ind	L	6	222	37.0	32.2	0	4	35	0
Dec 8	@ Den	L	4	201	50.3	43.5	0	0	62	0
Dec 15	Ari	L	3	145	48.3	48.3	0	2	51	0
Dec 22	@ Jax	W	3	140	46.7	38.7	1	0	50	0
Dec 29	Hou	W	6	253	42.2	42.2	0	6	56	0
Totals		7-9	78	3,386	43.4	39.7	2	32	63	1

BRETT KERN'S GAME-BY-GAME CONT.

2014 Tennessee Titans

Date	Opp	W/L	No	Yds	Avg	Net	TB	In 20	Lg	Blk	
Sept 7	@ KC	W	6	304	50.7	42.8	0	3	63	0	
Sept 14	Dal	L	5	225	45.0	38.0	1	1	54	0	
Sept 21	@ Cin	L	4	141	35.3	25.3	2	0	45	0	
Sept 28	@ Ind	L	6	265	44.2	41.8	0	2	55	0	
Oct 5	Cle	L	4	188	47.0	34.8	0	1	54	1	
Oct 12	Jax	W	5	249	49.8	39.8	2	3	69	0	
Oct 19	@ Was	L	5	196	39.2	39.0	0	2	44	0	
Oct 26	Hou	L	6	310	51.7	48.7	0	2	62	0	
Nov 9	@ Bal	L	8	414	51.8	48.8	0	0	58	0	
Nov 17	Pit	L	4	141	35.3	31.8	0	2	51	0	
Nov 23	@ Phi	L	6	294	49.0	40.7	0	2	57	0	
Nov 30	@ Hou	L	5	226	45.2	41.2	0	2	58	0	
Dec 7	NYG	L	6	284	47.3	39.2	0	1	55	0	
Dec 14	NYJ	L	6	295	49.2	45.3	0	3	56	0	
Dec 18	@ Jax	L	5	203	40.6	34.4	1	1	51	0	
Dec 28	Ind	L	7	383	54.7	46.1	1	3	79	0	
Totals			2-14	88	4,118	46.8	40.8	7	28	79	1

2016 Tennessee Titans

Date	Opp	W/L	No	Yds	Avg	Net	TB	In 20	Lg	Blk	
Sept 11	Min	L	5	231	46.2	38.4	1	1	64	0	
Sept 18	@ Det	W	3	142	47.3	39.7	0	1	54	0	
Sept 25	Oak	L	6	311	51.8	45.5	0	3	62	0	
Oct 2	@ Hou	L	5	257	51.4	30.6	1	1	71	0	
Oct 9	@ Mia	W	5	175	35.0	17.8	0	3	51	0	
Oct 16	Cle	W	5	225	45.0	43.8	0	3	52	0	
Oct 23	Ind	L	4	188	47.0	42.5	0	3	62	0	
Oct 27	Jax	W	4	155	38.8	38.8	0	2	44	0	
Nov 6	@ SD	L	4	182	45.5	44.8	0	1	55	0	
Nov 13	GB	W	4	166	41.5	38.0	0	0	46	0	
Nov 20	@ Ind	L	5	219	43.8	37.4	1	1	57	0	
Nov 27	@ Chi	W	4	177	44.3	43.3	0	2	47	0	
Dec 11	Den	W	7	308	44.0	38.1	1	3	61	0	
Dec 18	@ KC	W	4	142	35.5	34.8	0	0	38	0	
Dec 24	@ Jax	L	7	313	44.7	43.3	0	3	54	0	
Jan 1	Hou	W	5	211	42.2	41.0	0	5	48	0	
Totals			9-7	77	3,402	44.2	38.6	4	32	71	0

2015 Tennessee Titans

Date	Opp	W/L	No	Yds	Avg	Net	TB	In 20	Lg	Blk	
Sept 13	@ TB	W	4	189	47.3	43.0	0	1	57	0	
Sept 20	@ Cle	L	6	298	49.7	24.0	0	1	55	0	
Sept 27	Ind	L	5	212	42.4	42.4	0	2	49	0	
Oct 11	Buf	L	6	251	41.8	31.8	1	3	58	0	
Oct 18	Mia	L	3	125	41.7	39.7	0	2	61	0	
Oct 25	Atl	L	7	305	43.6	41.9	0	5	54	0	
Nov 1	@ Hou	L	7	349	49.9	45.9	0	3	60	0	
Nov 8	@ NO	W	5	253	50.6	46.4	0	2	56	0	
Nov 15	Car	L	5	259	51.8	39.6	0	0	56	0	
Nov 19	@ Jax	L	5	226	45.2	30.0	0	2	56	0	
Nov 29	Oak	L	6	287	47.8	39.7	0	1	60	0	
Dec 6	Jax	W	3	133	44.3	38.3	0	1	51	0	
Dec 13	@ NYJ	L	6	289	48.2	42.8	0	1	55	0	
Dec 20	@ NE	L	5	272	54.4	47.2	0	1	61	0	
Dec 27	Hou	L	9	427	47.4	43.3	0	7	60	0	
Jan 3	@ Ind	L	6	300	50.0	47.0	0	2	52	0	
Totals			3-13	88	4,175	47.4	40.3	1	34	61	0

2017 Tennessee Titans

Date	Opp	W/L	No	Yds	Avg	Net	TB	In 20	Lg	Blk	
Sept 10	Oak	L	4	188	47.0	40.8	1	2	53	0	
Sept 17	@ Jax	W	3	125	41.7	40.3	0	0	42	0	
Sept 24	Sea	W	6	341	56.8	48.2	1	2	66	0	
Oct 1	@ Hou										
Oct 8	@ Mia										
Oct 16	Ind										
Oct 22	@ Cle										
Nov 5	Bal										
Nov 12	Cin										
Nov 16	@ Pit										
Nov 26	@ Ind										
Dec 3	Hou										
Dec 10	@ Ari										
Dec 17	@ SF										
Dec 24	LAR										
Dec 31	Jax										
Totals			2-1	13	654	50.3	44.1	2	4	66	0

BRETT KERN'S NFL STATISTICS

REGULAR SEASON

Year	Team	GP	PUNTING									
			No.	Yds	Avg	Ret	Yds	TB	In	Lg	Blk	Net
2008	Denver	16	46	2,150	46.7	28	330	4	13	64	0	37.8
2009	Denver/Tennessee	16	64	2,910	45.5	27	249	10	27	67	0	38.5
2010	Tennessee	16	77	3,302	42.9	35	214	4	24	68	0	39.1
2011	Tennessee	16	86	3,747	43.6	36	221	7	31	64	0	39.4
2012	Tennessee	16	81	3,855	47.6	39	405	5	30	71	2	40.4
2013	Tennessee	16	78	3,386	43.4	35	210	2	32	63	1	39.7
2014	Tennessee	16	88	4,118	46.8	43	350	7	28	79	1	40.8
2015	Tennessee	16	88	4,175	47.4	47	605	1	34	61	0	40.3
2016	Tennessee	16	77	3,402	44.2	36	347	4	32	71	0	38.6
2017	Tennessee	3	13	654	50.3	6	41	2	4	66	0	44.1
NFL Totals		147	698	31,699	45.4	332	2972	46	255	79	4	39.6

Single-Game Highs

Punts - 10 vs. N.Y. Jets (12/17/12)
 Yards - 427 vs. Houston (12/27/15)
 Gross Avg. - **56.8 vs. Seattle (9/24/17)**
 Net Avg. - 49.0 at Jacksonville (11/25/12)
 Long Punt - 79 vs. Indianapolis (12/28/14)
 In20 - 7 vs. Houston (12/27/15)

Additional Statistics

Rushing - 1 rush for 21 yards vs. Denver (9/25/11)



95 DAVID KING

DEFENSIVE LINEMAN • 6'4" • 281 LBS • COLLEGE: OKLAHOMA
ACQUIRED: TRADE (KC) - 2017
NFL EXPERIENCE (NFL/TITANS): 2/1 • HOMETOWN: HOUSTON, TEXAS
GAMES PLAYED/GAMES STARTED: 12/0 (PLAYOFFS: 1/0)



PRO: The Titans traded for defensive lineman David King at the end of the 2017 preseason to provide depth and flexibility on the defensive line. Following his four-year career at Oklahoma, King was originally drafted in the seventh round (239th overall) of the 2013 NFL Draft by the Philadelphia Eagles. With 10 career games on his resumé, King has also spent time with the Cincinnati Bengals, Seattle Seahawks and Kansas City Chiefs.

TITANS TIDBITS:

- During his sophomore season at Oklahoma, King's mother, Gladys King, passed away. Gladys raised King in a single-parent home. King credits his aunts, cousins, teammates and coaches at Oklahoma for helping him overcome this tragedy.
- Due to his hard work on the field and in the classroom, King earned scholarships dating back to middle school. He was granted a scholarship at Houston PREP, an institution with a mission to help underprivileged children get into private schools. "We had meetings every Saturday, we were involved in community service and I took summer classes. Going to [Houston PREP] helped tremendously and it opened many doors in my life," King said.

CAREER TRANSACTIONS:

- The Houston, Texas native was selected by the Philadelphia Eagles in the seventh round (239th overall) of the 2013 NFL Draft.
- Waived by the Eagles on Aug. 30, 2013.
- Signed by the Cincinnati Bengals to the practice squad on Oct. 22, 2013.
- Signed by the Bengals on Jan. 6, 2014.
- Waived by the Bengals on Aug. 30, 2014.
- Signed by the Bengals to the practice squad on Aug. 31, 2014.
- Signed by the Seattle Seahawks to the active roster from the Bengals practice squad on Dec. 11, 2014.
- Waived by the Seahawks on Nov. 16, 2015.
- Claimed off waivers by the Kansas City Chiefs on Nov. 17, 2015.
- Waived by the Chiefs on Sept. 3, 2016.
- Signed by the Chiefs to the practice squad on Sept. 4, 2016.
- Signed by the Chiefs to the active roster off of their practice squad on Nov. 5, 2016.
- Waived by the Chiefs on Nov. 14, 2016.
- Signed by the Chiefs to the practice squad on Nov. 16, 2016.
- Signed by the Chiefs to the active roster off of their practice squad on Dec. 17, 2016.
- Waived by the Chiefs on Dec. 30, 2016.
- Signed by the Chiefs to the practice squad on Jan. 3, 2017.
- Signed by the Chiefs on Jan. 17, 2017.
- Traded from the Chiefs to the Titans on Sept. 1, 2017 in exchange for a conditional seventh round pick in the 2018 NFL Draft.

SEASON RECAPS:

2017 (2/0 - Tennessee):

- Against Oakland (9/10), was inactive.
- At Jacksonville (9/17), made his Titans debut as a reserve on the defensive front and collected a tackle.
- Against Seattle (9/24), played as a reserve at defensive tackle and notched a tackle.

2016 (2/0 - Kansas City): Spent the season with the Kansas City Chiefs as a member of the practice squad and active roster. Appeared in two games as a reserve defensive lineman but did not record a statistic.

2015 (5/0 - Seattle, Kansas City): Was a member of the Seahawks for the first nine contests of the season before being waived and claimed by the Kansas City Chiefs on Nov. 17. Appeared in four games for Seattle, recording three tackles, a half sack and two passes defended. Was inactive for five games with the Seahawks. Appeared in one game for Kansas City on special teams and was inactive for the team's two postseason contests.

2014 (3/0, 1/0 - Cincinnati, Seattle): Spent training camp and preseason with the Cincinnati Bengals before being signed to the practice squad during roster cuts. Signed to the Seattle Seahawks active roster off of the Bengals practice squad on Dec. 11. Appeared in the final three contests of the regular season and posted one tackle and one sack for the Seahawks. Contributed as a reserve defensive lineman in his lone career postseason appearance against Carolina (1/10/15) and was inactive for Seattle's two following postseason contests including Super Bowl XLIX.

2013 (0/0 - Cincinnati): Originally drafted by the Philadelphia Eagles in the seventh round (239th overall) of the 2013 NFL Draft, but was waived during roster cuts. Signed by the Cincinnati Bengals to the practice squad on Oct. 22 where he remained for duration of the season.

COLLEGE:

- Appeared in 43 games with 21 starts for Oklahoma. Recorded 75 tackles, seven tackles for loss, 5.5 sacks and one fumble recovery over his four-year career.
- As a senior (2012), started all 13 games with three starts at defensive tackle and 10 at defensive end. Notched 27 tackles and 2.5 sacks. Named All-Big 12 Second Team.
- As a junior (2011), appeared in 13 games and made five starts. Totaled 31 tackles, four tackles for loss, two sacks and one fumble recovery.
- As a sophomore (2010), saw action in 13 games with three starts at defensive end. Recorded 11 tackles, one tackle for loss and one sack. Also contributed at defensive tackle.
- As a freshman (2009), played in four games as a reserve on the defensive line and posted one tackle.
- Redshirted in 2008.
- Graduated with a degree in human relations from Oklahoma.

PERSONAL:

- Attended Strake Jesuit (Texas) High School where he was named the unanimous district Defensive MVP and elected to the All-Greater Houston team by the Houston Chronicle.
- Totaled 46 tackles, nine tackles for loss, 4.5 sacks and one interception as a senior. Also played basketball and participated in shotput in high school.
- Son of the late Gladys King.
- Has one half-sister, Anjetta.
- Follow King on Instagram and Twitter: @king_david1989.
- Born David Jamal Andrew King on Dec. 27, 1989 in Houston, Texas.

DAVID KING'S GAME-BY-GAME

2014 Seattle Seahawks

Date	Opp	W/L	P/S	Tot Solo	Asst	Sk	- Yds	QBP	TFL	Int - Yds	-TD	PD	FF	FR - Yds	SpT
Dec 14	SF	W	p	0	0	0	0.0	0.0	0	0	0	0	0	0	0
Dec 21	@ Ari	W	p	1	1	0	1.0	6.0	2	1	0	0	0	0	0
Dec 28	StL	W	p	0	0	0	0.0	0.0	0	0	0	0	0	0	0
Totals		3-0	3/0	1	1	0	1.0	6.0	2	1	0	0	0	0	0

Playoffs

Date	Opp	W/L	P/S	Tot Solo	Asst	Sk	- Yds	QBP	TFL	Int - Yds	-TD	PD	FF	FR - Yds	SpT
Jan 10	Car	W	p	0	0	0	0.0	0.0	0	0	0	0	0	0	0
Jan 18	GB	IA													
Feb 1	NE	IA													
Totals		1-0	1/0	0	0	0	0.0	0.0	0	0	0	0	0	0	0

2015 Seattle Seahawks/Kansas City Chiefs

Date	Opp	W/L	P/S	Tot Solo	Asst	Sk	- Yds	QBP	TFL	Int - Yds	-TD	PD	FF	FR - Yds	SpT
Sept 13	at StL	IA													
Sept 20	at GB	IA													
Sept 27	Chi	IA													
Oct 5	Det	W	p	1	0	1	0.0	0.0	0	0	0	0	0	0	0
Oct 11	@ Cin	L	p	0	0	0	0.0	0.0	0	0	0	0	1	0	0
Oct 18	Car	L	p	0	0	0	0.0	0.0	0	0	0	0	1	0	0
Oct 22	at SF	W	p	2	1	1	0.5	4.5	1	0	0	0	0	0	0
Nov 1	at Dal	IA													
Nov 15	Ari	IA													
Nov 22	at SD	IA													
Nov 29	Buf	IA													
Dec 6	at Oak	IA													
Dec 13	SD	W	p	0	0	0	0.0	0.0	0	0	0	0	0	0	0
Dec 20	at Bal	IA													
Dec 27	Cle	IA													
Jan 3	Oak	IA													
Totals		3-2	5/0	3	1	2	0.5	4.5	1	0	0	0	2	0	0

Playoffs

Date	Opp	W/L	P/S	Tot Solo	Asst	Sk	- Yds	QBP	TFL	Int - Yds	-TD	PD	FF	FR - Yds	SpT
Jan 9	@ Hou	IA													
Jan 16	@ NE	IA													
Totals		0-0	0/0	0	0	0	0.0	0.0	0	0	0	0	0	0	0

2016 Kansas City Chiefs

Date	Opp	W/L	P/S	Tot Solo	Asst	Sk	- Yds	QBP	TFL	Int - Yds	-TD	PD	FF	FR - Yds	SpT
Nov 6	Jax	W/DNP													
Nov 13	@ Car	W	p	0	0	0	0.0	0.0	0	0	0	0	0	0	0
Dec 18	Ten	L	p	0	0	0	0.0	0.0	0	0	0	0	0	0	0
Totals		2-1	2/0	0	0	0	0.0	0.0	0	0	0	0	0	0	0

2017 Tennessee Titans

Date	Opp	W/L	P/S	Tot Solo	Asst	Sk	- Yds	QBP	TFL	Int - Yds	-TD	PD	FF	FR - Yds	SpT
Sept 10	Oak	L	IA												
Sept 17	@ Jax	W	p	1	1	0	0.0	0.0	0	0	0	0	0	0	0
Sept 24	Sea	W	p	1	1	0	0.0	0.0	0	0	0	0	0	0	0
Oct 1	@ Hou														
Oct 8	@ Mia														
Oct 16	Ind														
Oct 22	@ Cle														
Nov 5	Bal														
Nov 12	Cin														
Nov 16	@ Pit														
Nov 26	@ Ind														
Dec 3	Hou														
Dec 10	@ Ari														
Dec 17	@ SF														
Dec 24	LAR														
Dec 31	Jax														
Totals		2-1	2/0	2	2	0	0.0	0.0	0	0	0	0	0	0	0

DAVID KING'S NFL STATISTICS

REGULAR SEASON

Year	Team	GP	GS	TACKLES				QBP	TFL	INTERCEPTIONS					FUMBLES					
				Tot	Solo	Asst	Sk			Yds	No	Yds	Lg	TD	PD	FF	FR	Yds	SpT	
2014	Seattle	3	0	1	1	0	1.0	6.0	2	1	0	0	0	0	0	0	0	0	0	0
2015	Seattle/KC	5	0	3	1	2	0.5	4.5	1	0	0	0	0	0	2	0	0	0	0	
2016	Kansas City	2	0	0	0	0	0.0	0.0	0	0	0	0	0	0	0	0	0	0	0	
2017	Tennessee	2	0	2	2	0	0.0	0.0	0	0	0	0	0	0	0	0	0	0	0	
NFL Totals		12	0	6	4	2	1.5	10.5	3	0	0	0	0	0	2	0	0	0	0	

PLAYOFFS

Year	Team	GP	GS	RUSHING				QBP	TFL	RECEIVING									
				Tot	Solo	Asst	Sk			Yds	No	Yds	Lg	TD	PD	FF	FR	Yds	SpT
2014	Seattle	1	0	0	0	0	0.0	0.0	0	0	0	0	0	0	0	0	0	0	0
NFL Totals		1	0	0	0	0	0.0	0.0	0	0	0	0	0	0	0	0	0	0	0


Single-Game Highs

Tackles - 2 at San Francisco (10/22/15)

Sacks - 1 at Arizona (12/21/14)

Passes Defensed - 1 (Twice, last vs. Carolina 10/18/15)

Tackles for Loss - 1 at Arizona (12/21/14)



64 JOSH KLINE

GUARD • 6'3" • 300 LBS • COLLEGE: KENT STATE

ACQUIRED: WAIVERS (NE) - 2016

NFL EXPERIENCE (NFL/TITANS): 5/2 • HOMETOWN: MASON, OHIO

GAMES PLAYED/GAMES STARTED: 50/35 (PLAYOFFS: 4/3)



Super Bowl: 2014

PRO: The Titans claimed Josh Kline off waivers from the New England Patriots prior to the start of 2016 regular season to add competition, experience and depth to the interior of the offensive line. The 6-foot-3-inch, 300-pounder spent the first three seasons of his NFL career with the New England Patriots and was a member of their 2014 Super Bowl championship team.

CAREER HIGHLIGHTS:

- In 2016, Kline started 14 games at right guard in his first season with the Titans and was a part of an offensive front that blocked for the NFL's third-ranked rushing attack which averaged 136.7 rush yards per game.
- In 2015, Kline made 13 starts at both guard spots for the Patriots and blocked for the NFL's sixth-ranked offense which averaged 374.4 total yards per game.

TITANS TIDBITS:

- Kline was a standout wrestler in high school, winning the state title as a senior and finishing with a 45-1 record that year.

CAREER TRANSACTIONS:

- A native of Mason, Ohio, Kline was originally signed by the New England Patriots as a rookie free agent on May 3, 2013.
- Released by the Patriots on Sept. 2, 2013 and signed to the team's practice squad on Sept. 4, 2013.
- Signed by the Patriots to their active roster from the practice squad on Sept. 7, 2013.
- Released by the Patriots on Sept. 11, 2013 and signed to the team's practice squad on Sept. 13, 2013.
- Signed by the Patriots to their active roster from the practice squad on Nov. 2, 2013.
- Released by the Patriots on Sept. 7, 2016.
- Claimed by the Titans off waivers from the Patriots on Sept. 8, 2016.

SEASON RECAPS:

2017 (3/3 - Tennessee):

- Against Oakland (9/10), started at right guard and was a part of an offensive line that helped produce 350 total yards and allow just one sack on 41 pass attempts.
- At Jacksonville (9/17), started at right guard and opened holes for a rushing attack that amassed 179 yards on 36 carries (5.0 avg.). Member of a unit that allowed just one sack on 27 pass attempts.
- Against Seattle (9/24), started at right guard and helped block for Titans' ball carriers to collect 195 rushing yards on 35 carries (5.6 avg.). Member of an offensive front that did not allow a sack on 32 pass attempts.

2016 (14/14 - Tennessee): Started 14 games at right guard in his first season with the Titans and was a part of an offensive front that blocked for the NFL's third-ranked rushing attack which averaged 136.7 rush yards per game. Was inactive for the first two contests after being acquired off waivers from the Patriots on Sept. 8.

- Against Oakland (9/25), started at right guard and was a part of an offensive line that helped produce 393 total yards and allow just one sack on 33 pass attempts.
- At Miami (10/9), started at right guard and was a member of an offensive front that opened holes for Titans' rushers to gain 235 yards on the ground and did not allow a sack on 29 pass attempts.
- Against Cleveland (10/16), started at right guard and blocked for an offense that compiled a season-high 407 total yards, including 137 rushing

yards.

- Against Jacksonville (10/27), started at right guard and opened holes for Titans' ball carriers to accumulate 214 yards on the ground. Was a part of an offensive front that did not allow a sack in 23 pass attempts.
- At San Diego (11/6), started at right guard and was a part of an offensive line that did not allow a sack on 43 pass attempts.
- Against Green Bay (11/13), started at right guard and blocked for an offense that amassed 446 total yards and six touchdowns in a 47-25 victory against the Packers.
- At Chicago (11/27), started at right guard and was a member of an offensive front that did not allow a sack on 23 pass attempts. Blocked for Titans' ball carriers to gain 149 yards on the ground.
- Against Denver (12/11), started at right guard and was a part of an offensive line that opened holes for Titans' rushers to amass 180 rushing yards on 42 carries in a 13-10 victory over the Broncos.
- At Kansas City (12/18), started at right guard and helped pave the way for Titans' ball carriers to gain 148 yards on the ground. Member of an offensive front that allowed just one sack for zero yards on 33 pass attempts.

2015 (14/13, 2/2 - New England): Played in 14 regular season games with 13 starts - seven at right guard and six at left guard. Due to injuries and rotations, appeared at both guard spots in several games throughout the season. Started at left guard for both playoff contests. Was inactive due to injury twice.

- Against Washington (11/8), started at right guard and rotated between both guard positions in the win. Despite injuries and changes to the rotation, the Patriots rushed for 161 yards rushing and did not allow a sack in the game.

2014 (12/4, 2/1 - New England): Played in 12 regular season games with four starts - two at right guard and two at left guard. Played in two playoff games and made his first career playoff start at right guard in the AFC Championship win. Was inactive for four games.

- At Buffalo (10/12), started his first game of the season at right guard in the win when Ryan Wendell replaced an injured Bryan Stork at center.
- Against Seattle (2/1), dressed but did not play in the Super Bowl XLIX win.

2013 (7/1, 0/0 - New England): Played in seven regular-season games with one start. Spent majority of the season on the practice squad with two separate stints on the 53-man roster. Was active but did not play in the postseason.

- Against Pittsburgh (11/3), appeared in his first NFL game coming in at left guard for the final play kneel down.
- At Miami (12/15), came on to play left guard after Nate Solder left with a head injury and Logan Mankins slid over to left tackle.
- At Baltimore (12/22), made the first start of his career at left guard in place of Logan Mankins starting at left tackle for an injured Nate Solder.

COLLEGE:

- Appeared at right guard, right tackle and on special teams in four seasons after redshirting as a freshman.
- Named to Phil Steele's All-MAC team and earned second-team All-MAC honors as a senior.
- As a senior, played primarily at left guard. Earned second-team all Mid-American Conference honors as the Golden Flashes had their best season in 40 years, going 11-3 overall, winning the MAC East title and playing in the MAC Championship Game.
- As a junior in 2011, started 12 games making seven starts at right tackle

before sliding inside to right guard for the final five games.

- As a sophomore in 2010, started in eight of 12 games.
- Redshirted in 2008 before playing in all 12 games of his redshirt freshman campaign in 2009.
- Majored in history at Kent State.

PERSONAL:

- Married his wife, Natalie, during the 2016 offseason.
- Was two-time second-team all-conference pick at Mason (Ohio) High School.
- Played tackle and center, earning second-team All-Greater Miami Conference honors as the Comets' center his senior year.
- Follow Kline on Twitter at @joshkline64.
- Follow Kline on Instagram at @jkline64.
- Born Josh Kline on Dec. 29, 1989 in Hoffman Estates, Ill.

JOSH KLINE'S NFL STATISTICS

REGULAR SEASON

Year	Team	GP	GS
2013	New England	7	1
2014	New England	12	4
2015	New England	14	13
2016	Tennessee	14	14
2017	Tennessee	3	3
NFL Totals		50	35

PLAYOFFS

Year	Team	GP	GS
2013	New England	0	0
2014	New England	2	1
2015	New England	2	2
NFL Totals		4	3

Starts Breakdown:

2013 - LG 1; 2014 - 2 LG, 2 RG (Playoffs - 1 RG); 2015 - 7 RG, 6 LG (Playoffs - 2 LG); 2016 - RG 14; 2017 - RG 3

Additional Career Statistics

Tackles - 1 (2015), 1 (2016)



97 KARL KLUG

DEFENSIVE LINE • 6'3" • 278 LBS • COLLEGE: IOWA
ACQUIRED: 5TH ROUND - 2011 • NFL EXPERIENCE (NFL/TITANS): 7/7
HOMETOWN: CALEDONIA, MINN.
GAMES PLAYED/GAMES STARTED: 96/8 (PLAYOFFS: 0/0)



PRO: The Titans used their fifth-round pick in the 2011 NFL Draft on Iowa's Karl Klug (pronounced KLOOG). A largely unheralded selection at the time, Klug proceeded to assemble one of the top seasons in franchise history by a rookie defensive lineman and has become one of the team's most consistent contributors on the defensive line. He never missed a game in his first five seasons. A blue-collar athlete who plays with tremendous effort and quickness, he led the Titans in 2011 with seven sacks, which also tied for sixth among all NFL rookies and tied for fourth among all NFL defensive tackles. His 3.5 sacks during his second season gave him more total sacks (10.5) than any other Titans defender during that time period.

CAREER HIGHLIGHTS:

- In 2016, he played in his 94th consecutive game to begin his career before missing the final two contests of the season with an Achilles injury.
- In 2015, Klug set a career high with 19 quarterback pressures and recorded four sacks, which was the second-highest total of his career.
- Against the N.Y. Jets on Sept. 29, 2013, he strip-sacked Geno Smith for a 16-yard loss and recovered the loose ball in the end zone for his first career touchdown.
- In 2012, Klug played in all 16 games for a second consecutive season. His 3.5 sacks gave him a team-high 10.5 total sacks from 2011–2012.
- As a rookie in 2011, Klug compiled a team-high seven sacks. The total tied for sixth place in sacks among all NFL rookies, tied for fourth among all NFL defensive tackles, and led all NFL rookie defensive tackles.
- During his four-year career at Iowa, Klug appeared in 40 games with 26 consecutive starts to end his career. Tallied 140 tackles, including 31 stops for loss, 9.5 sacks, eight quarterback pressures, eight passes defended, four forced fumbles and a fumble recovery.

TITANS TIDBITS:

- Klug has an identical twin brother, Kevin, who played linebacker at Minnesota State University, Mankato. As high school teammates, Kevin played fullback, opening holes for Karl, the team's running back. Kevin now owns and operates Klug Fitness, a mobile fitness business in Nashville. He also has toured with Lady Antebellum and Sam Hunt as a personal trainer. Karl and Kevin's older sister, Kelsey, is the "best hair stylist in LaCrosse, Wis.," according to the twins.
- Klug's small hometown of Caledonia calls itself the "Wild Turkey Capital of Minnesota" and "The Heart of Quilt Country."
- Klug arrived on Iowa's campus as an undersized defender who weighed only 207 pounds at the time.

CAREER TRANSACTIONS:

- The Caledonia, Minn., native was selected by the Titans in the fifth round (142nd overall) of the 2011 NFL Draft.

SEASON RECAPS:

2017 (2/0):

- Against Oakland (9/10), played as a reserve at defensive tackle and posted three tackles.
- At Jacksonville (9/17), saw action as a reserve on the defensive front and collected a tackle.
- Against Seattle (9/24), was inactive.

2016 (14/3): Played in 14 games with three starts at defensive tackle and ranked fourth on the team with 18 quarterback pressures. Registered 25 tackles, 1.5 sacks, a stop for loss and a pass defended. Placed on injured reserve on Dec. 21, 2016. Led the team in quarterback pressures once in 2016 (at MIA). Tied for the team lead in passes defended once in 2016

(at MIA).

- Against Minnesota (9/11), saw action as a reserve on the defensive line and collected two tackles.
- At Detroit (9/18), saw significant action as a reserve at defensive tackle and posted four tackles, including a sack and two quarterback pressures. Sacked Matthew Stafford for a six-yard loss in the fourth quarter.
- At Houston (10/2), saw action as a reserve at defensive tackle and tied a career-high with five tackles. Teamed with Avery Williamson to stuff Alfred Blue for no gain on a rush off left guard in the second quarter.
- At Miami (10/9), started at defensive end and registered two tackles and a team-high four quarterback pressures.
- Against Cleveland (10/16), started at defensive end and notched three tackles, including a stop for loss and two quarterback pressures. Forced a Browns' field goal by dropping Isaiah Crowell for a five-yard loss on third-and-one in the opening quarter.
- Against Indianapolis (10/23), played as a reserve at defensive tackle and collected three tackles, including a half sack, a quarterback pressure and a pass defended. Forced a Colts' field goal by combining with Derrick Morgan to sack Andrew Luck for a six-yard loss in the third quarter. Halted a Colts' drive by batting down a third-and-five pass intended for T.Y. Hilton in the fourth quarter.
- Against Denver (12/11), started at defensive tackle and collected a tackle and three quarterback pressures.
- At Kansas City (12/18), played as a reserve at defensive tackle and left the game in the third quarter with an injury.

2015 (16/0): Appeared in all 16 games for the fifth consecutive season and finished third on the team with 19 quarterback pressures. Registered 26 tackles, four sacks, a pass defended and forced fumble. Led or tied for the team lead in sacks three times in 2015 (at HOU, at NYJ, at NE). Tied for the team lead in quarterback pressures four times (vs. MIA, vs. OAK, at NYJ, at NE).

- At Tampa Bay (9/13), saw action as a reserve at defensive tackle and collected four tackles and two quarterback pressures. Teamed with DaQuan Jones to stuff Doug Martin for no gain on a rush off right guard at the end of the first quarter.
- Against Indianapolis (9/27), played as a reserve at defensive end and totaled three tackles, including a sack and a quarterback pressure. Ended an Indianapolis drive by sacking Andrew Luck for a five-yard loss and forcing a fumble that was recovered by the Colts on third-and-seven early in the third quarter.
- At Houston (11/1), saw action as a reserve at defensive end and registered a sack. Ended a Texans' drive by dropping Brian Hoyer for an eight-yard sack on third-and-seven in the second quarter.
- Against Jacksonville (12/6), played as a reserve at defensive tackle and posted two tackles and a half sack. Combined with Da'Norris Searcy to drop Blake Bortles for an 11-yard sack on fourth-and-four during the Jaguars' final drive in the fourth quarter.
- At N.Y. Jets (12/13), saw action as a reserve at defensive tackle and amassed three tackles, a sack and two quarterback pressures. Ended a Jets' drive by dropping Ryan Fitzpatrick for a seven-yard sack on third-and-nine late in the third quarter.
- At New England (12/20), played as a reserve at defensive tackle and tallied four tackles, including a half sack and three quarterback pressures. Teamed with Angelo Blackson to drop Tom Brady for a seven-yard sack in the fourth quarter.

2014 (16/0): Played in all 16 games for the fourth consecutive season. Registered 31 tackles, two sacks, five quarterback pressures and five stops

for loss. Caught one pass for nine yards as a fullback against the N.Y. Giants (12/7/14). Returned two kickoffs for 32 yards. Tied for the team lead in sacks once in 2014 (at KC). Led the team in quarterback pressures once in 2014 (vs. NYJ).

- At Kansas City (9/7), saw action as a reserve at defensive tackle and collected two tackles, including a sack and a quarterback pressure. Ended a Chiefs' drive by sacking Alex Smith for a seven-yard loss on third-and-10 in the third quarter.
- Against Jacksonville (10/12), played as a reserve at defensive tackle and totaled two tackles, including a sack. Dropped Blake Bortles for an eight-yard sack in the second quarter.
- At Washington (10/19), played as a reserve at defensive end and collected two tackles for loss. Stopped Alfred Morris for a one-yard loss on a rush off left end in the third stanza. On the next play, stonewalled Roy Helu for a seven-yard loss on a screen pass. Returned a squib kickoff for 12 yards.
- At Baltimore (11/9), saw action as a reserve at defensive tackle and tallied two tackles, including a stop for loss. Stuffed Bernard Pierce for a one-yard loss on a rush up the middle in the third quarter.
- At Houston (11/30), played as a reserve at defensive tackle and notched three tackles, including a stop for loss and a quarterback pressure. Teamed with Al Woods to stuff Jonathan Grimes for a four-yard loss on a rush off right tackle in the final stanza.
- Against N.Y. Giants (12/7), played as a reserve at defensive tackle and as a short-yardage fullback. Collected his first career reception for seven yards. Converted a fourth-and-one by hauling in his first career catch for nine yards in the second quarter.
- Against N.Y. Jets (12/14), saw action as a reserve at defensive tackle and collected two tackles, including a team-high three quarterback pressures and a tackle for loss. Stuffed Chris Johnson for a one-yard loss on a rush up the middle late in the second quarter.

2013 (16/3): Played in all 16 games with three starts at defensive tackle and registered 26 tackles, two sacks, four quarterback pressures, two passes defended, two forced fumbles and a fumble recovery for a touchdown. Led or tied for the team lead in quarterback pressures three times (vs. KC, at OAK, vs. HOU).

- Against N.Y. Jets (9/29), posted three tackles, including a strip sack that he recovered for a touchdown. Jolted through the middle and strip-sacked Geno Smith for a 16-yard loss while recovering the loose ball in the end zone for touchdown to make the score 31-6 with 11:45 left to play in the final stanza.
- At Indianapolis (12/1), amassed three tackles, a sack, a forced fumble, a quarterback pressure and a pass defended. Batted down a pass at the line of scrimmage that was intended for Darrius Heyward-Bey in the second quarter. Teamed with George Wilson to stuff Donald Brown for no gain on a rush up the middle in the second quarter. Strip-sacked Andrew Luck for a seven-yard loss, but the loose ball was recovered by the signal caller.
- At Denver (12/8), started at defensive end and totaled a career-high five tackles.

2012 (16/1): Saw action in all 16 games with a start at defensive tackle and posted 12 tackles, 3.5 sacks, five quarterback pressures, a tackle for loss and a pass defended. Led the team in sacks once (at IND). Tied for the team lead in quarterback pressures twice (vs. NE, vs. JAX). Tied a career-high with two sacks at Indianapolis (12/9/12).

- At Jacksonville (11/25), collected his first sack of the season. Halted a Jaguars' drive and got the Titans' offense the ball back with a two-yard sack on third-and-10 in the fourth quarter.
- At Indianapolis (12/9), tallied three tackles, including two sacks, a tackle for loss, a quarterback pressure and a pass defended. Dropped Andrew Luck for a six-yard sack in the second quarter. Ended a Colts' drive by sacking Luck for a 10-yard loss on third-and-seven late in the second quarter. Batted down a pass intended for T.Y. Hilton at the line of scrimmage.
- Against Jacksonville (12/30), recorded a tackle, including a half sack and two quarterback pressures. Ended a Jaguars' drive by combining with Akeem Ayers to sack Chad Henne for a four-yard loss on fourth-and-two late in the fourth quarter.

2011 (16/1): As a rookie, appeared in all 16 games with one start at defensive tackle and led the team with seven sacks. Totaled 32 tackles, 10 quarterback pressures, two tackles for loss, four passes defended and two forced fumbles. Registered his first career NFL sack and the first two forced fumbles of his career against Baltimore (9/18/11). Led or tied for the team

lead in sacks six times in 2011 (vs. BAL, at CLE, vs. IND, at BUF, vs. NO, vs. JAX). Tied for the team lead in quarterback pressures once in 2011 (vs. IND). Made his first career NFL start at Atlanta (11/20/11).

- At Jacksonville (9/11), played as a reserve in his first career NFL contest and posted four tackles, including a stop for loss.
- Against Baltimore (9/18), saw action as a reserve at defensive tackle and tallied a sack and two forced fumbles. Stuffed Ricky Williams for a two-yard loss and forced a fumble that was recovered by Jordan Babineaux early in the second quarter. Had an eight-yard strip-sack of Joe Flacco but the loose ball was recovered by the Ravens late in the second quarter.
- At Cleveland (10/2), collected three solo tackles, including a sack. Kept contain and dropped Joshua Cribbs for a seven-yard sack on a reverse pass play on third-and-six in the first quarter.
- Against Indianapolis (10/30), posted two solo tackles, a sack, three quarterback pressures and a pass defended. Halted a Colts' drive by dropping Curtis Painter for an eight-yard sack on third-and-11 in the second quarter.
- At Atlanta (11/20), made his first career NFL start at defensive tackle and collected two tackles.
- Against Tampa Bay (11/27), posted a tackle, a pass defended and two quarterback pressures.
- At Buffalo (12/4), tallied a sack and a pass defended. Ended a Bills' drive by dropping Ryan Fitzpatrick for a six-yard sack on third-and-six in the third quarter. Batted down a pass intended for David Nelson at the line of scrimmage in the third quarter.
- Against New Orleans (12/11), recorded three tackles, including a season-high two sacks and a quarterback pressure. Dropped Drew Brees for a seven-yard sack late in the second quarter. Halted a Saints' drive and got the Titans' offense the ball back by sacking Brees for a seven-yard loss on third-and-four in the fourth quarter.
- Against Jacksonville (12/24), halted a Jaguars' drive by sacking Blaine Gabbert for an 11-yard loss on third-and-seven in the third quarter.

COLLEGE:

- During his four-year career at Iowa, Klug appeared in 40 games with 26 consecutive starts to end his career. Tallied 140 tackles, including 31 stops for loss, 9.5 sacks, eight quarterback pressures, eight passes defended, four forced fumbles and a fumble recovery.
- As a senior (2010), started all 13 games at defensive tackle and led team with 13 tackles for loss and 5.5 sacks. Posted 57 total tackles en route to earning second-team All-Big Ten honors from league coaches and media and second-team All-Big Ten by Phil Steele's College Football. Honors also included Roy J. Carver Most Valuable Player Award on defense, Iron Hawk Award and Hayden Fry "Extra Heartbeat" Award. Was named a permanent team captain on defense and was selected to participate in East-West Shrine Game. Was one of seven seniors named to 2010 Leadership Group.
- As a junior (2009), started all 13 games at defensive tackle, recording 65 tackles, 13 tackles for loss, four sacks, five passes defended and two forced fumbles. Named first team All-Big Ten by Sporting News and honorable mention All-Big Ten by league coaches. Received the Hustle Team Award for defense.
- As a sophomore (2008), played in 12 games and posted 17 tackles, five tackles for loss, two sacks and a forced fumble.
- As a redshirt freshman (2007), suffered foot injury during pre-season drills and appeared in just one game (vs. Minnesota) and posted one tackle.
- Redshirted in 2006.
- Graduated in December 2010 with a degree in recreational management.

PERSONAL:

- Lives in Franklin, Tenn., with his wife, Stacy. They have two sons, Rylan and Ivan, and a daughter, Cora.
- Named first-team All-State as a senior at Caledonia (Minn.) High School after recording 77 tackles and 20 sacks at defensive end. Also had 1,212 rushing yards and 15 touchdowns. Also named to the Minnesota Vikings All-State team, *LaCrosse Tribune* Player of the Year and was a two-time first-team All-Conference player, including Player of the Year as a senior.
- Notched 89 tackles and 18 sacks as a junior.
- Was a three-year wrestling and two-year letterman in track.
- List of favorites: (movie) "Dumb and Dumber"; (TV shows) "SportsCenter" and "Everybody Loves Raymond"; (actor) Will Smith; (school subject) math; (car) 1998 Oldsmobile Cutlass; (book) "Heaven is For Real" by Todd Burpo;

KARL KLUG'S NFL STATISTICS

REGULAR SEASON		TACKLES									INTERCEPTIONS					FUMBLES			
Year	Team	GP	GS	Tot	Solo	Asst	Sk	Yds	QBP	TFL	No	Yds	Lg	TD	PD	FF	FR	Yds	SpT
2011	Tennessee	16	1	32	18	14	7.0	50.0	10	2	0	0	0	0	4	2	0	0	0
2012	Tennessee	16	1	12	8	4	3.5	20.0	5	1	0	0	0	0	1	0	0	0	0
2013	Tennessee	16	3	26	14	12	2.0	23.0	4	0	0	0	0	2	2	1	0	0	
2014	Tennessee	16	0	31	21	10	2.0	15.0	5	5	0	0	0	0	0	0	0	0	0
2015	Tennessee	16	0	26	13	13	4.0	28.0	19	0	0	0	0	1	1	0	0	0	
2016	Tennessee	14	3	25	14	11	1.5	9.0	18	1	0	0	0	1	0	0	0	0	
2017	Tennessee	2	0	4	2	2	0.0	0.0	0	0	0	0	0	0	0	0	0	0	
NFL Totals		96	8	156	90	66	20.0	145.0	61	9	0	0	0	0	9	5	1	0	0

Single-Game Highs

Tackles - 5 (Twice, last at Houston 10/2/16)
 Sacks - 2 (Twice, last at Indianapolis 12/9/12)
 Tackles For Loss - 2 at Washington (10/19/14)
 Forced Fumbles - 2 vs. Baltimore (9/18/11)
 Fumble Recovery - 1 vs. N.Y. Jets (9/29/13)
 Touchdowns - 1 vs. N.Y. Jets (9/29/13)

Additional Statistics

Kickoff Returns - 2 for 32 yards (2014)
 Reception - 1 for seven yards vs. N.Y. Giants (12/7/14)



61 COREY LEVIN

GUARD/CENTER • 6'4" • 307 LBS • COLLEGE: CHATTANOOGA
ACQUIRED: 6TH ROUND - 2017 • NFL EXPERIENCE: ROOKIE
HOMETOWN: DACULA, GA.
GAMES PLAYED/GAMES STARTED: 0/0 (PLAYOFFS: 0/0)



PRO: The Titans selected Corey Levin with the 34th pick of the sixth round (217th overall) of the 2017 NFL Draft. The 6-foot-4-inch, 307-pounder has the versatility to play along the offensive line at both guard and center. The Dacula, Ga. native was a three-time All-American at Chattanooga where he also started 51 career games, including 45 consecutive contests.

TITANS TIDBITS:

- Levin is the first member of his immediate family to graduate from college.
- A multi-sport athlete in high school, Levin also competed in baseball as a pitcher and third baseman.
- A four-year starter at Chattanooga, Levin first began playing football at age five.

CAREER TRANSACTIONS:

- The Dacula, Ga. native was selected by the Titans in the sixth round (217th overall) of the 2017 NFL Draft.

SEASON RECAPS:

2017 (0/0):

- Against Oakland (9/10), was inactive.
- At Jacksonville (9/17), was inactive.
- Against Seattle (9/24), was inactive.

COLLEGE:

• In four seasons at Chattanooga (2013-16), Levin appeared in 52 career games with 51 starts, 45 of which were consecutive. A three-year starter on the offensive line, Levin proved his versatility making starts at left guard and at both left and right tackle. Three of Chattanooga's top five rushing totals in school history came with Levin starting on the offensive line, and he is one of only five three-time All-Americans in school history.

AS A SENIOR (2016), started all 13 games with 12 coming at left guard and one at right tackle. Named first-team All-American by the American Football Coaches Association and earned second-team All-American honors from the Associated Press. Also named first team All-SoCon by the league's coaches and media for the second consecutive year.

- At Furman (9/17), started at right tackle.

AS A JUNIOR (2015), started all 13 games with seven starts at left tackle and six at left guard. Named first-team All-American by the AFCA and second-team All-American by the Associated Press. Earned the Jacobs Blocking Award for the second consecutive year and became the first player in Chattanooga history to win that honor twice.

AS A SOPHOMORE (2014), started all 14 games with three starts at left tackle and 11 at left guard. Earned the Jacobs Blocking Award given to the top offensive lineman in the Southern Conference and was the first Moc to win the award since 1983. Named first-team All-SoCon by the league's coaches and media and earned third-team All-American honors by Sports Network.

AS A FRESHMAN (2013), appeared in all 12 games with 11 starts at left tackle. Named to the Southern Conference All-Freshman Team as well as the College Sports Journal FCS National All-Freshman Second Team.

- Redshirted in 2012.
- Graduated from Chattanooga in December 2016 with a degree in exercise science.

PERSONAL:

- Attended Dacula (Ga.) High School where he was named team captain and made the Gwinnett County All-Star team.
- Son of Grant and Linda Levin.
- Has three older sisters, Jennifer, Heather and Tiffany.
- Father, Grant, played golf at Florida International.
- Follow Levin on Twitter and Instagram at @Coreylevin62.
- List of favorites: (TV show) "Shameless"; (movie) "Varsity Blues"; (musician) Red Hot Chili Peppers; (athlete as a child) Ed Reed; and (food) pizza.
- Born Corey Michael Levin on Aug. 12, 1994 in Dacula, Ga.

COREY LEVIN'S COLLEGE STATS

REGULAR SEASON

Year	Team	GP	GS
2012	Chattanooga		Redshirt
2013	Chattanooga	12	11
2014	Chattanooga	14	14
2015	Chattanooga	13	13
2016	Chattanooga	13	13
College Totals		52	51

Starts Breakdown:

2013 - LT 11; 2014 - LT 3, LG 11; 2015 - LT 7, LG 6; 2016 - LG 12, RT 1

COREY LEVIN'S NFL STATISTICS

REGULAR SEASON

Year	Team	GP	GS
2017	Tennessee	0	0
NFL Totals		0	0

Starts Breakdown:

2017 -



77 TAYLOR LEWAN

TACKLE • 6'7" • 309 LBS • COLLEGE: MICHIGAN
ACQUIRED: 1ST ROUND - 2014 • NFL EXPERIENCE (NFL/TITANS): 4/4
HOMETOWN: CAVE CREEK, ARIZ.
GAMES PLAYED/GAMES STARTED: 45/40 (PLAYOFFS: 0/0)



Pro Bowl: 2016

PRO: With the 11th overall selection in the 2014 NFL Draft, the Titans selected former Michigan left tackle Taylor Lewan (pronounced leh-WAHN). The 6-foot-7-inch, 309-pound lineman possesses the measurables, athleticism and commitment to be a mainstay in the lineup for years to come. An outgoing personality off the field, he is tenacious and aggressive on it. At Michigan, he was a four-year starter, anchoring the line at left tackle for 48 career starts. Lewan became the first offensive tackle selected by the Titans/Oilers in the first round since tackle Brad Hopkins (13th overall) in 1993.

CAREER HIGHLIGHTS:

- In 2016, Lewan was named to his first career Pro Bowl after starting all 16 games at left tackle and blocking for the NFL's third-ranked rushing attack which averaged 136.7 rush yards per game.
- In 2015, Lewan started 15 games at left tackle in his second NFL campaign.
- Lewan was named the Big Ten Conference Offensive Lineman of the Year in 2012 and 2013.
- At the conclusion of the 2011 season, during which Lewan helped pave the way for a pair of 1,000-yard rushers (Denard Robinson and Fitzgerald Toussaint), the Wolverines scored an overtime victory over Virginia Tech in the Sugar Bowl.

TITANS TIDBITS:

- Lewan chose to wear jersey number 77 at Michigan and then at the pro level because of the legacy of Wolverine tackles who have donned the number, including Jake Long and Jon Jansen.
- His father, Dave, was a defensive lineman at the University of Minnesota.
- Lewan has a mustache tattooed on his right index finger and a stick figure tattooed on the outside edge of his right hand that he calls his "right-hand man."
- One of Lewan's close friends is former Carolina Panthers defensive end Craig Roh. The two played together as high school seniors and then went to Michigan at the same time.
- At the 2014 NFL Scouting Combine, Lewan ran the 40-yard dash in 4.87 seconds, beating all other offensive linemen in his class and clocking the fourth-fastest time among offensive linemen from 2010-14. He also ranked among the top offensive linemen at the 2014 combine in the broad jump (first at nine feet, nine inches), vertical jump (tied for third at 30.5 inches) and three-cone drill (fourth at 7.39 seconds).

CAREER TRANSACTIONS:

- A native of Cave Creek, Ariz., Lewan was selected by the Titans in the first round (11th overall) of the 2014 NFL Draft.

SEASON RECAPS:

2017 (3/3):

- Against Oakland (9/10), started at left tackle and was a part of an offensive line that helped produce 350 total yards and allow just one sack on 41 pass attempts.
- At Jacksonville (9/17), started at left tackle and opened holes for a rushing attack that amassed 179 yards on 36 carries (5.0 avg.). Member of a unit that allowed just one sack on 27 pass attempts.
- Against Seattle (9/24), started at left tackle and helped block for Titans' ball carriers to collect 195 rushing yards on 35 carries (5.6 avg.). Member of an offensive front that did not allow a sack on 32 pass attempts.

2016 (16/16): Named to the Pro Bowl. Started all 16 games at left tackle

for the first time in his career and was a part of an offensive front that blocked for the NFL's third-ranked rushing attack which averaged 136.7 rush yards per game.

- At Detroit (9/18), started at left tackle and blocked for an offense that amassed 363 total yards in a 16-15 comeback win.
- Against Oakland (9/25), started at left tackle and was a part of an offensive line that helped produce 393 total yards and allow just one sack on 33 pass attempts.
- At Miami (10/9), started at left tackle and was a member of an offensive front that opened holes for Titans' rushers to gain 235 yards on the ground and did not allow a sack on 29 pass attempts.
- Against Cleveland (10/16), started at left tackle and blocked for an offense that compiled a season-high 407 total yards, including 137 rushing yards.
- Against Indianapolis (10/23), started at left tackle. Gave the Titans a 6-0 lead with his first career reception, a 10-yard touchdown, on a tackle eligible play with 9:14 left to play in the first quarter.
- Against Jacksonville (10/27), started at left tackle and opened holes for Titans' ball carriers to accumulate 214 yards on the ground. Was a part of an offensive front that did not allow a sack in 23 pass attempts.
- At San Diego (11/6), started at left tackle and was a part of an offensive line that did not allow a sack on 43 pass attempts.
- Against Green Bay (11/13), started at left tackle but was disqualified early in the first quarter for contacting an official.
- At Indianapolis (11/20), started at left tackle but left the game late in the fourth quarter with an injury.
- At Chicago (11/27), started at left tackle and was a member of an offensive front that did not allow a sack on 23 pass attempts. Blocked for Titans' ball carriers to gain 149 yards on the ground.
- Against Denver (12/11), started at left tackle and was a part of an offensive line that opened holes for Titans' rushers to amass 180 rushing yards on 42 carries in a 13-10 victory over the Broncos.
- At Kansas City (12/18), started at left tackle and helped pave the way for Titans' ball carriers to gain 148 yards on the ground. Member of an offensive front that allowed just one sack for zero yards on 33 pass attempts.

2015 (15/15): Started 15 games at left tackle. Was inactive for the regular season finale.

- At Tampa Bay (9/13), started at left tackle and was a member of an offensive front that opened holes for Titans rushers to gain 124 yards on the ground.
- At Cleveland (9/20), started at left tackle and helped block for Titans ball carriers to amass 166 rushing yards on 30 carries.
- Against Indianapolis (9/27), started at left tackle and helped protect Marcus Mariota, allowing him to pass for 367 yards.
- At New Orleans (11/8), started at left tackle and was a member of an offensive line that did not allow a sack on 39 pass attempts and allowed Marcus Mariota to throw for 371 yards and four touchdowns.
- Against Jacksonville (12/6), started at left tackle and helped block for a Titans' offense that amassed 467 total yards.

2014 (11/6): Named to the *Pro Football Writers of America* All-Rookie team. Appeared in 11 games with six starts at left tackle during his rookie campaign. Was inactive for the final five games because of injury. Made his NFL debut at Kansas City (9/7/14). Made his first career NFL start at left tackle against Jacksonville (10/12/14).

- At Kansas City (9/7), made his NFL debut as a reserve on special teams. Lined up at left tackle late in the fourth quarter.
- Against Jacksonville (10/12), made his first career NFL start at left tackle.

- Against Pittsburgh (11/17), started at left tackle and was a part of an offensive front that did not allow a sack on 24 pass attempts.
- At Philadelphia (11/23), started at left tackle and left the game midway through the fourth quarter with an injury.

COLLEGE:

- In four seasons at Michigan, Lewan appeared in 50 games with 48 starts at left tackle. He started the final 41 games of his career.
- As a senior (2013), started all 13 games at left tackle for the third consecutive season. Named first-team All-American by *Sporting News*, second-team All-American by Walter Camp, *Associated Press*, *CBSSports.com* and *SI.com*. Won the Hugh R. Rader Memorial Award for U-M's top offensive lineman and named Big Ten Rimington-Pace Offensive Lineman of the Year for second consecutive season. Added first-team All-Big Ten (coaches and media), *Sporting News* All-Big Ten, *Athlon Sports* All-Big Ten honors.
- As a junior (2012), started all 13 games at left tackle. Named first-team All-American by Walter Camp, *Associated Press*, *ESPN.com* and *SI.com*. Added Big Ten Rimington-Pace Offensive Lineman of the Year, first-team All-Big Ten (coaches and media), second-team *CBSSports.com* All-American, second-team Phil Steele Postseason All-American, first-team Phil Steele Postseason All-Big Ten, Hugh R. Rader Memorial Award. Against Massachusetts (9/15), scored a touchdown on a fumble recovery to become the first Michigan offensive lineman since 1948 (Bob Erben) to score a touchdown.
- As a sophomore (2011), started all 13 games at left tackle and helped the Wolverines to a Sugar Bowl title. Named second-team All-Big Ten by the league's coaches and honorable mention from the media.
- As a redshirt freshman (2010), appeared in 11 games and started nine contests at left tackle. Named second-team Freshman All-American by *CollegeFootballNews.com*.
- Graduated in December 2013 with a degree in general studies.

PERSONAL:

- Married to Taylin and the couple have a daughter born on July 5, 2017.
- Attended Chaparral (Scottsdale, Ariz.) High School for his senior year (2009) after spending three years at Cactus Shadows (Phoenix, Ariz.) High School. Played offensive line for the first time as a senior after previously lining up on the defensive line.
- As a senior, started every game and helped lead his team to the 2008

Class 4A-I State Championship Game.

- Senior honors included SuperPrep All-American; Under Armour All-American game participant; Frank Kush Award as the state of Arizona's top interior offensive lineman; *Arizona Republic* and *East Valley Tribune* first-team All-State; and *Desert Sky* first-team All-Region.
- Totaled 96 tackles and seven sacks as a defensive lineman, including 46 tackles and two sacks as a junior.
- Follow Lewan on Twitter at @TaylorLewan77.
- Follow Lewan on Instagram at @taylorlewan.
- List of favorites: (movies) "Animal House," "Wedding Crashers"; (TV show) "Scrubs"; (actor) Vince Vaughn; (music artist) Eric Church; (school subjects) history; (car) Ford; (favorite athlete as a child) John Elway; (video game) Super Smash Bros.; and (food) "Anything chicken."
- Born Taylor Curtis Lewan on July 22, 1991 in Loomis, Calif.

TAYLOR LEWAN'S NFL STATISTICS

REGULAR SEASON

Year	Team	GP	GS
2014	Tennessee	11	6
2015	Tennessee	15	15
2016	Tennessee	16	16
2017	Tennessee	3	3
NFL Totals		45	40

Starts Breakdown:

2014 - LT 6; 2015 - LT 15; 2016 - LT 16; 2017 - LT 3

Additional Career Statistics

Tackles - 2 (2015), 3 (2016)

Receptions - 10-yard touchdown vs. Indianapolis (10/23/16)



8 MARCUS MARIOTA

QUARTERBACK • 6'4" • 222 LBS • COLLEGE: OREGON
ACQUIRED: 1ST ROUND - 2015 • NFL EXPERIENCE (NFL/TITANS): 3/3
HOMETOWN: HONOLULU, HAWAII
GAMES PLAYED/GAMES STARTED: 30/30 (PLAYOFFS: 0/0)



C Captain: 2015, 2016, 2017

PRO: The Titans used the second overall pick in the 2015 NFL Draft on Oregon quarterback Marcus Mariota. In his first two NFL seasons, Mariota passed for 6,244 yards and 45 touchdowns, while throwing only 19 interceptions. His 93.8 passer rating during that time ranked sixth in NFL history for a player's first two NFL campaigns, trailing only Kurt Warner (107.9), Dan Marino (104.5), Nick Foles (101.0), Russell Wilson (100.6) and Ben Roethlisberger (98.3). As a rookie, the 6-foot-4-inch, 222-pound signal caller validated his draft selection by posting the third-highest passer rating in franchise history (91.5) and the fifth-highest rookie completion percentage in NFL history (62.2). He was the first player in franchise history to open his rookie season in Week 1 as the starting quarterback. He became the second rookie quarterback in NFL history (Peyton Manning) to complete three touchdown passes in four different games and the only NFL rookie to record two games with four touchdown passes and no interceptions. Mariota was the fifth Heisman Trophy winner to be drafted by the Oilers/Titans (Derrick Henry became the sixth in 2016), joining Billy Cannon, Earl Campbell, Mike Rozier and Eddie George.

CAREER HIGHLIGHTS:

- In 2016, Mariota completed 276 of 451 passes for 3,426 yards and ranked fourth in the AFC and 10th in the NFL with a 95.6 passer rating and sixth in the AFC and tied for 10th in the NFL with 26 touchdown passes. He was named first alternate for the Pro Bowl but was unable to play because of injury.
- Mariota's 16 games with at least two touchdown passes in his first two NFL seasons tied for third all-time in the NFL, equaling Peyton Manning and Russell Wilson and trailing only Dan Marino (22) and Derek Carr (17).
- Mariota was named AFC Offensive Player of the Month for November 2016 after completing 86 of 130 passes for 1,124 yards with 11 touchdowns and two interceptions for a 115.0 passer rating, in addition to rushing for 89 yards and a score.
- During his rookie season, Mariota completed 230 of his 370 passes for 2,818 yards, 19 touchdowns—all franchise rookie records—while throwing only 10 interceptions. His 91.5 passer rating ranks third in franchise history behind only Steve McNair's 2003 MVP season (100.4) and Pro Football Hall of Famer Warren Moon's 1990 AP Offensive Player of the Year campaign (96.8).
- Mariota set a franchise rookie record by completing 62.2 percent of his passes. That was the fifth-highest percentage by a rookie quarterback in NFL history and the eighth-highest completion percentage in a season by any quarterback in Titans/Oilers history.
- Mariota joined Peyton Manning (1998) as the only rookie quarterbacks in NFL history to complete three touchdown passes in four different games, and he became the lone NFL rookie to ever record two games with four touchdown passes and no interceptions (Sept. 13 at Tampa Bay and Nov. 8 at New Orleans).
- Mariota's 252 rushing yards in 2015 included an 87-yard touchdown run against Jacksonville (Dec. 6), which was the fifth-longest rushing play in franchise history.
- Prior to Mariota in 2015, the last NFL player to record touchdowns of at least 40 yards passing, rushing and receiving in the same season was Walter Payton in 1983.
- At the 2015 NFL Scouting Combine, he finished among the top three quarterbacks in the 40-yard dash, vertical jump, broad jump, three-cone drill and 20-yard shuttle. His 4.52-second 40-yard dash gave him the fastest quarterback time at the Combine since Robert Griffin III's 4.41 in 2012.
- Mariota earned a 36-5 starting record as a starter at Oregon. He completed at least one touchdown pass in all 41 games during his three

seasons there, which ranks second in NCAA history. He became one of four players in FBS history to pass for over 10,000 yards (10,796) and run for over 2,000 yards (2,237) in a career (Dan LeFevour, Robert Griffin III and Colin Kaepernick).

- Mariota was awarded the Heisman Trophy on Dec. 13, 2014. He became the first winner from the University of Oregon and the first player born in Hawaii to receive the honor. In the balloting, he received 2,534 total points, or 90.9 percent of the total points possible. Only one player in Heisman history—Ohio State quarterback Troy Smith in 2006—garnered a higher percentage. Mariota received 788 first-place votes, while the runner-up, Wisconsin running back Melvin Gordon, received 1,250 total points and 37 first-place votes. Alabama wide receiver Amari Cooper finished third with 1,023 points and 49 first-place votes. The point total is reached by a system of three points for a first place vote, two for a second and one for a third.
- As a junior in 2014, Mariota led Oregon to an appearance in the College Football Playoff Championship Game after completing 304 of 445 passes for 4,454 yards with 42 touchdown passes and only four interceptions. He also rushed for 770 yards and 15 touchdowns and even caught a touchdown pass. His 58 total touchdowns in a season (passing, rushing and receiving) shattered the previous Pac-12 record of 41 (Matt Barkley, 2011).

TITANS TIDBITS:

- In 2016, Mariota launched his Motiv8 Foundation, which serves the communities of Middle Tennessee, Eugene and Honolulu. The Foundation was a major sponsor in the inaugural Polynesian Bowl. The game featured the top players in the nation including 15 of the top 16 Polynesian players in the ESPN 300. The non-profit also participated with First Hawaii Bank's bobble head charity fundraiser that netted the Motiv8 Foundation \$115,000 for local programs in Hawaii. The Foundation held its inaugural golf tournament at Oahu Country Club raising money for local programs and sold out in just four days. The Foundation also held its inaugural golf tournament in Oregon at the Springfield Golf Club with all monies raised going to programs in Oregon.
- He is the oldest son of Toa and Alana Mariota. His younger brother, Matthew, is a tight end at Oregon.
- Mariota credits much of his athletic success to playing soccer in his youth. By the time he was eight years old, he was wearing a soccer jersey with the number 8, and he has kept the jersey number ever since then.
- During his time in Eugene, Ore., Mariota became a fixture at the Boys and Girls Club of Emerald Valley, spending time on a weekly basis with kids at the center. For his efforts in the community, he was awarded with the inaugural Play It Forward Award at the 63rd Annual Oregon Sports Awards in June 2015.

CAREER TRANSACTIONS:

- The Honolulu, Hawaii, native was selected by the Titans in the first round (second overall) of the 2015 NFL Draft.

SEASON RECAPS:

2017 (3/3): Has posted 11 career games with a 100.0 or better passer rating, including one in 2017 (vs. SEA).
• Against Oakland (9/10), started at quarterback and completed 25 of 41 passes for 256 yards. Rushed three times for 26 yards with a touchdown. Notched three third-down conversions during the Titans' opening touchdown drive in the first quarter: a 19-yard strike to Rishard Matthews on third-and-10, a nine-yard connection to Matthews on third-and-eight and a 23-yard pass down the right sideline to Corey Davis on third-and-eight. Evened the score at 7-7 with a 10-yard touchdown run

off left end with 6:58 remaining in the first quarter. Extended the Titans' second scoring drive with a pair of third-down conversions: a 24-yard pass to Matthews on third-and-five and a 10-yard connection to Delanie Walker on third-and-six in the second stanza.

- At Jacksonville (9/17), started at quarterback and completed 15 of 27 passes for 215 yards with a touchdown and an interception. Carried the ball six times for 24 yards. Converted a pair of third downs during the Titans' opening scoring drive: a 10-yard pass to Eric Decker on third-and-two and a eight-yard strike to Delanie Walker on third-and-six in the first quarter. Extended the Titans' second scoring drive with a 15-yard connection to Rishard Matthews on third-and-three late in the second quarter. Kept the Titans' third scoring drive alive with a 19-yard pass to Walker on third-and-11 in the third stanza. Set up the Titans second touchdown of the day with a 42-yard bomb to Taywan Taylor down the left sideline in the third quarter. Gave the Titans a 30-3 lead with a 32-yard touchdown toss to Jonnu Smith with 9:57 remaining in the fourth quarter.
- Against Seattle (9/24), completed 20 of 32 passes for 225 yards with two touchdowns for a 104.3 passer rating. Rushed the ball seven times for 27 yards. Extended the Titans' opening scoring drive with a 17-yard strike to Eric Decker on third-and-15 late in the first quarter. Kept the Titans' second scoring drive alive with a pair of third-down conversions: a six-yard pass to Rishard Matthews on third-and-two and a seven-yard connection to Delanie Walker on third-and-three in the second quarter. Connected on six of seven passes for 47 yards during the Titans' two-minute drive that resulted in a field goal as time expired in the first half. Gave the Titans a 16-14 lead with a 55-yard touchdown pass to Matthews on a wide receiver screen with 7:34 left to play in the third quarter. Increased the Titans lead to 23-14 with a 24-yard touchdown pass to Jonnu Smith with 3:50 left to play in the third quarter.

2016 (15/15): Started 15 games at quarterback and ranked fourth in the AFC and 10th in the NFL with a 95.6 passer rating. Ranked sixth in the AFC and tied for 10th in the NFL with 26 touchdown passes. Completed 276 of 451 passes for 3,426 yards. Rushed 60 times for 349 yards with two touchdowns. Completed 50 passes of at least 20 yards in 2016. Placed on injured reserve on Dec. 27, 2016. Has engineered four career comeback performances, defined as a game-winning drive when the team trailed or was tied in the fourth quarter or overtime, including two in 2016 (at DET, at KC). Has posted 10 career games with a 100.0 or better passer rating, including seven in 2016 (at DET, at MIA, vs. CLE, vs. JAX, vs. GB, at IND, at CHI). Has registered three career games with at least 300 passing yards, including one in 2016 (at SD). Named AFC Offensive Player of the Week after connecting on 19 of 26 passes for 295 yards with four touchdowns for a 149.8 passer rating against Green Bay (11/13/16). Named AFC Offensive Player of the Month for November after completing 86 of 130 passes for 1,124 yards with 11 touchdowns and two interceptions for a 115.0 passer rating, in addition to rushing for 89 yards and a score. Became the third quarterback in franchise history to throw at least 25 touchdown passes in a season (George Blanda and Warren Moon).

- Against Minnesota (9/11), started at quarterback and completed 25 of 41 passes for 271 yards with two touchdowns and one interception. Rushed four times for 19 yards. Became the 17th player in franchise history to reach 3,000 career passing yards. Gave the Titans a 10-0 advantage with a six-yard touchdown pass to Murray with 41 seconds left to play in the first half. Found Murray for a four-yard touchdown pass with less than a minute remaining in the game.
- At Detroit (9/18), registered his third career comeback performance on his way to completing 25 of 33 passes for 238 yards with two touchdowns and one interception. Notched a 102.8 passer rating, his fourth career game with a plus 100.0 rating. In the fourth quarter, completed 11 of 13 passes for 107 yards, two touchdowns and a 140.5 passer rating. On the game-winning drive, he completed all nine of his attempts for 74 yards and a touchdown. Cut the Lions' lead to 15-10 with a 30-yard touchdown strike to Delanie Walker on the first play of the fourth quarter. Extended the Titans' game-winning touchdown drive with a pair of third-down conversions: a seven-yard pass to Tajaé Sharpe on third-and-five and a five-yard toss to DeMarco Murray on third-and-one in the fourth quarter. Gave the Titans a 16-15 lead by finding Andre Johnson in the back of the end zone for the game-winning, nine-yard score on fourth-and-four with 1:13 remaining in the fourth quarter.
- At Miami (10/9), completed 20 of 29 passes for 163 yards with three touchdowns for a 117.5 passer rating. Rushed seven times for 60 yards with his first rushing touchdown of the season. Gave the Titans an early 7-0 lead with a five-yard touchdown run with 23 seconds remaining in the opening stanza. Gave the Titans a 14-7 lead with a five-yard touchdown

strike to Andre Johnson with 5:30 left to play in the second quarter. Found Delanie Walker for a 20-yard touchdown pass with 47 seconds remaining in the first half. Sealed the Titans' 30-17 victory with a four-yard touchdown toss to Rishard Matthews with 8:23 left to play in the game.

- Against Cleveland (10/16), completed 17 of 24 passes for 284 yards with three touchdowns and an interception for a then season-best 132.6 passer rating. Rushed seven times for 64 yards. Kickstarted the opening touchdown drive with a 41-yard run down the left sideline on the first play from scrimmage. Gave the Titans a 7-0 advantage with an 11-yard touchdown pass to Rishard Matthews with 10:37 remaining in the first quarter. Increased the Titans lead to 14-6 with a 48-yard touchdown bomb to Kendall Wright early in the second stanza. Gave the Titans a 28-13 lead with a 15-yard touchdown toss to Anthony Fasano with 6:43 left to play in the game. In the first half, reached the 4,000-yard career passing mark, becoming the 13th player in franchise history to total at least 4,000 passing yards.
- Against Indianapolis (10/23), connected on 22 of 37 passes for 232 yards with two touchdowns for a 95.8 passer rating. Rushed twice for 14 yards. Gave the Titans a 6-0 lead with a 10-yard touchdown toss to tackle eligible Taylor Lewan with 9:14 left to play in the first quarter. Evened the score at 20-20 with a seven-yard touchdown pass to Walker on third-and-seven with 12:39 left to play in the fourth quarter.
- Against Jacksonville (10/27), completed 18 of 22 passes for 270 yards with two touchdowns for a season-best 148.1 passer rating. Rushed three times for 11 yards. Gave the Titans a 10-0 advantage with a 36-yard touchdown strike to Kendall Wright on the first play of the second quarter. Converted a third-and-seven during the Titans' third-quarter touchdown drive with a 47-yard hookup with Delanie Walker down the right sideline. Increased the Titans lead to 33-8 with a four-yard touchdown toss to Rishard Matthews on third-and-goal with 6:53 remaining in the third quarter.
- At San Diego (11/6), completed 27 of 43 passes for 313 yards with three touchdowns and two interceptions. Carried the ball three times for 14 yards with a rushing score. Cut the Chargers' lead to 16-7 with a 16-yard touchdown toss to Rishard Matthews with 11:14 left to play in the second quarter. Found Matthews in the left corner of the end zone for his second touchdown of the afternoon, a seven-yard reception, with 14 seconds remaining in the first half. Gave the Titans a 21-19 lead with a 14-yard touchdown run which was capped off with an athletic dive to clip the pylon in the third quarter. Cut the Chargers' lead to 33-28 with an eight-yard touchdown strike to Delanie Walker with 9:51 left to play in fourth quarter.
- Against Green Bay (11/13), named AFC Offensive Player of the Week after connecting on 19 of 26 passes for 295 yards with four touchdowns for a 149.8 passer rating. Accounted for four total touchdowns passing and/or rushing in a game for the sixth time in his career. In NFL history, no player has recorded more four-touchdown performances in his first 22 NFL games. Completed 73.1 percent of his passes (19 of 26) against Green Bay, becoming the first quarterback in NFL history to have three games with a 70.0-plus completion percentage, at least four touchdown passes and no interceptions in his first two seasons. Increased the Titans lead to 21-0 with a nine-yard touchdown toss to Anthony Fasano with eight seconds left to play in the first quarter. Found Rishard Matthews in the end zone for a 32-yard touchdown strike with 8:45 left to play in the second quarter. Extended the Titans advantage to 35-10 with a six-yard touchdown strike to Kendall Wright on third-and-four late in the second quarter. Increased the Titans lead to 41-22 with a 33-yard touchdown pass to Sharpe midway through the third quarter.
- At Indianapolis (11/20), completed 25 of 38 passes for 290 yards with two touchdowns for a 106.2 passer rating. Rushed five times for 29 yards. Set a new franchise record with his seventh consecutive game with multiple touchdown passes, breaking Warren Moon's mark accomplished in 1987. Cut the Colts' lead to 21-7 with a three-yard touchdown pass to DeMarco Murray on third-and-goal with 20 seconds remaining in the first half. Found a streaking Tajaé Sharpe in the end zone for a 34-yard touchdown pass midway through the third quarter.
- At Chicago (11/27), connected on 15 of 23 passes for 226 yards with two touchdowns for a 126.4 passer rating. Rushed four times for 46 yards. Extended his streak to eight consecutive games with at least two touchdown passes, which improved upon his franchise record. Gave the Titans a 14-7 lead with a four-yard touchdown strike to Walker on third-and-goal in the second quarter. Increased the Titans lead to 21-7 with a 29-yard touchdown bomb to Rishard Matthews with 1:15 left to play in the first half.
- Against Denver (12/11), completed six of 20 pass attempts for 88 yards. Rushed a season-high eight times for 38 yards.
- At Kansas City (12/18), connected on 19 of 33 passes for 241 yards with an interception while registering his fourth career comeback performance.

Set up the Titans' initial touchdown with a 46-yard pass to Rishard Matthews on a flea-flicker early in the second stanza. Converted a pair of third downs during the Titans' final touchdown drive: a 16-yard pass to Delanie Walker on third-and-five and a 14-yard toss to Walker on third-and-10 in the fourth quarter. Found DeMarco Murray for a 15-yard pass on fourth-and-five during the Titans' final touchdown drive. Set up the Titans' game-winning field goal by connecting with Walker for a 15-yard reception on third-and-four late in the fourth quarter. In the second quarter, he reached the 6,000-yard passing mark for his career. In doing so, he became the seventh player in NFL history with at least 6,000 passing yards and 600 rushing yards in his first two seasons, joining Jeff Garcia (1999-2000), Cam Newton (2011-2012), Robert Griffin (2012-2013), Russell Wilson (2012-2013), Andrew Luck (2012-2013) and Blake Bortles (2014-2015).

- At Jacksonville (12/24), completed eight of 20 passes for 99 yards with a touchdown before leaving the game in the third quarter with an injury. Cut the Jaguars' lead to 10-7 with a three-yard touchdown pass to Rishard Matthews on third-and-three with 8:59 left to play in the second quarter.

2015 (12/12): Started 12 games at quarterback and set franchise rookie records with 230 completions, 370 pass attempts, 2,818 passing yards and 19 passing touchdowns. Finished second on the team with 252 rushing yards with two touchdowns. Was inactive for four contests, including the final two games. Became the only player in NFL history to pass for at least 250 yards with three touchdowns and rush for more than 100 yards in the same game against Jacksonville (12/6/15). Notched four games with at least three touchdown passes, tying Peyton Manning (1998) for the most ever by an NFL rookie. Made his NFL debut and first career start at Tampa Bay (9/13/15) and became the second rookie in NFL history to throw at least three touchdown passes in a season opener. He joined former Vikings quarterback Fran Tarkenton, who passed for four touchdowns on Sept. 17, 1961. Became the first quarterback in NFL history to record six total touchdown passes within the first two games of his career. His 129.9 passer rating was the highest rating by any Super Bowl-era quarterback (since 1966) in his first two career starts. Was named NFL Offensive Rookie of the Month for September after completing 61 of 96 passes for 833 yards with eight touchdowns for a 110.3 passer rating. Was named AFC Offensive Player of the Week after completing 13 of 15 passes for 209 yards with four touchdown passes to record a perfect passer rating of 158.3 at Tampa Bay (9/13/15). He is the first player since at least 1933 with a perfect passer rating in his first game (minimum 10 attempts) and the first player in the Super Bowl era (since 1966) with a perfect rating in his first start (minimum 10 attempts). Received his second AFC Offensive Player of the Week honor after connecting on 28 of 39 passes for 371 yards with four touchdowns in leading the Titans to a 34-28 overtime victory against New Orleans (11/8/15). Broke his own franchise rookie record with 371 passing yards at New Orleans (11/8/15), topping the 367 yards he recorded against the Indianapolis Colts (9/27/15). Rushed for a career-high 112 yards against Jacksonville (12/6/15), the most by a quarterback in franchise history in a single game. His 87-yard touchdown run against Jacksonville (12/6/15) was the longest run in franchise history by a quarterback and the fifth-longest run overall for the team. Since 1960, only two quarterbacks have recorded a run longer than Mariota's 87-yarder (Terrelle Pryor 93-yard touchdown on 10/27/13 and Colin Kaepernick 90-yard touchdown run on 12/20/14). Led the team in rushing twice in 2015 (vs. BUF, vs. JAX).

- At Tampa Bay (9/13), started at quarterback in his NFL debut. Named AFC Offensive Player of the Week after completing 13 of 15 passes for 209 yards with four touchdowns for a perfect passer rating of 158.3. He is the first player since at least 1933 with a perfect passer rating in his first game (minimum 10 attempts) and the first player in the Super Bowl era (since 1966) with a perfect rating in his first start (minimum 10 attempts). He also became the first quarterback in franchise history to start the opening game of his rookie season. Gave the Titans a 7-0 lead with a 52-yard touchdown toss to Kendall Wright with 13:10 left to play in the first quarter. Made the score 21-0 with a 12-yard touchdown toss to Bishop Sankey with 6:49 left to play in the first stanza. Connected with Harry Douglas for a four-yard touchdown on third-and-four in the second quarter. Posted his fourth touchdown pass of the afternoon with a one-yard strike to Walker on third-and-one with 48 seconds remaining in the first half.

- At Cleveland (9/20), started at quarterback and completed 21 of 37 passes for 257 yards with two touchdowns passes for a 96.3 passer rating. Rushed three times for 19 yards. Got the Titans on the scoreboard with a 19-yard touchdown pass to Fasano with 1:36 remaining in the third quarter. Cut the Browns' lead to 21-14 with a 13-yard touchdown strike to Dorial Green-Beckham on fourth-and-six with 6:42 left to play in the game.

- Against Indianapolis (9/27), started at quarterback and completed 27

of 44 passes for 367 yards with two touchdowns and two interceptions. Cut the Colts' lead to 14-10 with a seven-yard touchdown pass to Kendall Wright with 19 seconds remaining in the second quarter. Gave the Titans a 24-14 advantage with a three-yard touchdown toss to Dorial Green-Beckham in the corner of the end zone with 9:36 left to play in the third stanza.

- Against Buffalo (10/11), started at quarterback and completed 21 of 32 passes for 187 yards with an interception. Led the team with 47 rushing yards on five carries.

- Against Miami (10/18), started at quarterback and connected on 21 of 33 passes for 219 yards with a touchdown and two interceptions. Cut the Dolphins' lead to 24-10 with a three-yard touchdown toss to Dexter McCluster on the final play of the third quarter.

- At New Orleans (11/8), returned to the lineup as the starter at quarterback. Named AFC Offensive Player of the Week after completing 28 of 39 passes for franchise rookie record 371 yards with four touchdowns in leading the Titans to a 34-28 overtime victory. Connected on all six passes for 62 yards and a touchdown during the game-winning overtime drive. With four touchdown passes, improved his season total to 13 and broke the franchise's single-season rookie record for touchdown passes. Cut the Saints' lead to 14-10 by lobbing up a pass to Delanie Walker that was deflected, caught and turned into a 61-yard touchdown pass with a minute left to play in the opening stanza. Found Walker for a two-yard touchdown pass in the back of the end zone with 8:08 remaining in the second quarter. Connected with Justin Hunter on an eight-yard touchdown pass and then hooked up with Delanie Walker for a two-point conversion to even the score at 28-28 with 7:06 left to play in the fourth quarter. Extended the Titans' game-winning touchdown drive with a nine-yard pass to Dorial Green-Beckham on third-and-two in overtime. Gave the Titans a 34-28 overtime victory with a five-yard touchdown pass to Anthony Fasano with 9:50 left to play in the extra session.

- Against Carolina (11/15), started at quarterback and completed 16 of 24 passes for 185 yards with an interception. Rushed five times for 24 yards.

- At Jacksonville (11/19), started at quarterback and completed 22 of 35 passes for 231 yards. Rushed five times for 29 yards with his first career rushing touchdown. Gave the Titans a 13-9 lead with a 23-yard touchdown run with 5:22 left to play in the third quarter.

- Against Oakland (11/29), started at quarterback and completed 17 of 37 passes for 218 yards with three touchdowns and two interceptions. Gave the Titans an early 6-0 lead with a 20-yard touchdown pass to Craig Stevens with 5:53 left to play in the opening stanza. Cut the Raiders' lead to 17-14 with a 13-yard touchdown pass to Harry Douglas and a two-point conversion connection with Dorial Green-Beckham with 6:22 left to play in the third quarter. Gave the Titans a 21-17 lead with a one-yard touchdown toss to Jalston Fowler with less than five minutes to play in the fourth quarter. During the fourth quarter, broke Vince Young's franchise record for the most passing yards during a rookie season.

- Against Jacksonville (12/6), started at quarterback and completed 20 of 29 passes for 268 yards with three touchdowns and an interception for a 118.2 passer rating. Rushed nine times for a career-best 112 yards with a touchdown. Became the only player in NFL history to pass for at least 250 yards with three touchdowns and rush for more than 100 yards in the same game. His 112 rushing yards are the most by a quarterback in franchise history in a single game. Gave the Titans a 7-0 lead with a 10-yard touchdown pass to Craig Stevens with 4:15 remaining in the first quarter. Increased the Titans' lead to 14-6 with a seven-yard touchdown pass to Walker on third-and-seven in the second stanza. Gave the Titans a 28-19 lead with a 47-yard touchdown pass to Green-Beckham on the first play of the fourth quarter. Helped the Titans recapture the lead at 35-32 with a record-breaking 87-yard touchdown run on third-and-seven midway through the fourth quarter. The 87-yard touchdown run was the longest run in franchise history by a quarterback, the third longest run by a quarterback in NFL history and the fifth-longest run overall for the team.

- At N.Y. Jets (12/13), started at quarterback and completed 21 of 39 passes for 274 yards with an interception. Collected his first career reception which resulted in a 41-yard touchdown. Scored the Titans only touchdown with a 41-yard touchdown reception down the right sideline from Antonio Andrews with 4:09 left to play in the third quarter. Converted the two-point conversion with a pass to Dexter McCluster. He became the first player since Walter Payton in 1983 to record touchdowns of at least 40 yards passing, rushing and receiving in the same season.

- At New England (12/20), started at quarterback and completed three of six passes for 32 yards before leaving the game in the second quarter with an injury.

COLLEGE:

- At Oregon, Mariota broke nearly every major passing record for the school, totaling 10,796 career passing yards and 105 touchdown passes. The three-time All-Pac-12 selection started every game over his three collegiate seasons (2012-14), earned a 36-5 record, completed at least one touchdown pass in every game, and is one of four players in FBS history to pass for 10,000 yards and rush for 2,000 yards (2,237) in a career, joining Dan LeFevour, Robert Griffin III and Colin Kaepernick.
- His career passing statistics included 1,167 attempts, 779 completions, 10,796 yards, 105 touchdowns, 14 interceptions and an efficiency rating of 171.8. Additionally, he rushed 337 times for 2,237 yards and 29 touchdowns and recorded two touchdown receptions.
- He became one of four players in FBS history to pass for over 10,000 yards (10,796) and run for over 2,000 yards (2,237) in a career. He set University of Oregon records for career total offense (13,033 yards), passing yards (10,796), completions (779), touchdown passes (105), rushing yards by a quarterback (2,237), completion percentage (66.8), total touchdowns (136) and total points accounted for (816). He was the 14th player in conference history to eclipse the 10,000-yard barrier in total offense, and he ended his career ranked seventh all-time in Pac-12 career passing yards.
- He completed at least one touchdown pass in all 41 games in which he played, good for second in NCAA history behind Marshall's Rakeem Cato (46).
- From 2012 to 2013, Mariota set the Pac-12 record with 353 consecutive passes without an interception. He became the only player in league history to put together multiple interception-free streaks of 200 attempts or more.
- Mariota became the Pac-12's first quarterback ever to be named first-team All-Conference three times.
- As a junior (2014), started all 15 games en route to the team's appearance in the College Football Playoff Championship Game. Completed 304 of 445 pass attempts for 4,454 yards (third in FBS) with 42 touchdowns (second) and four interceptions. Rushed 135 times for 770 yards and 15 touchdowns. Had the nation's top passer efficiency rating at 181.7.
- Became the Ducks' first Heisman Trophy winner and the first Heisman winner from the state of Hawaii. Also became Oregon's second unanimous first-team All-American of all time. Additional honors included Player of the Year by the Associated Press and the Walter Camp Football Foundation, the Maxwell Award, the Davey O'Brien National Quarterback Award and the Johnny Unitas Golden Arm Award. Named Pac-12 Offensive Player of the Year and 2015 Rose Bowl Offensive MVP.
- His 58 total touchdowns—42 passing, 15 rushing and one receiving—set the single-season conference record, breaking Matt Barkley's (USC) mark of 41 from 2011. His passing touchdowns also marked a new conference best.
- Led the Ducks to No. 2 in the final Associated Press rankings. Directed the third-overall rated offense in the country (547 yards per game) and the 10th-ranked passing offense (312.5).
- Against Florida State (11/1/15), recorded a season-high 26 completions (36 attempts) for 338 yards, scoring two touchdowns through the air and one on the ground in the College Football Playoff Semifinal Rose Bowl victory.
- Against Ohio State (11/12/15) in the inaugural College Football Playoff Championship game, completed 24 passes for 333 yards and two touchdowns, including a 70-yard touchdown toss. Added 39 rushing yards.
- As a sophomore (2013), started all 13 games and was 245-of-386 passing (65.8 percent) for 3,665 yards, 31 touchdowns and four interceptions. Rushed 96 times for 715 yards and nine touchdowns.
- Named first-team All-Pac-12 for the second consecutive season and named Oregon's Most Inspirational Player in a vote of his teammates. Led the Pac-12 in passing efficiency (167.7), passing yards per completion (14.96 avg.) and total points responsible for (240) while ranking seventh in the country in the former two categories and tied for ninth in the latter. Nationally, rated ninth in total offense (336.9), 12th in touchdown passes (31) and 14th in passing yards per game (281.9). Became the first player in school history to eclipse 4,000 yards of total offense in a single season (4,380) and was one of three league players to surpass the previous Pac-12 season record in 2013. Set school records for most points responsible for, completions (245) and most total touchdowns (40), and finished second on the single-season passing yards ledger (3,665). Broke Pac-12 and Oregon pinnacles for consecutive pass attempts without an interception in both a single season (285) and a career (353). Extended his streak of tossing at least one touchdown pass in every game of his career (26).
- As a redshirt freshman (2012), started all 13 games and was 230-of-336

passing for 2,677 yards with 32 touchdowns and six interceptions. Rushed 106 times for 752 yards and five touchdowns. Won honorable mention All-American and Pac-12 Offensive Freshman of the Year honors and became the Pac-12's first freshman quarterback to earn first-team all-league honors in 23 years. Recorded at least one touchdown pass in every game and set a conference freshman record for most touchdown passes in a season. Led the conference and ranked seventh in the country in passing efficiency (163.23). Led the league in completion percentage (68.45), falling just short of the NCAA freshman record of 69.5 percent (Sam Bradford, Oklahoma, 2007). Finished second on Oregon's single-season total offensive yards list (3,429) and ninth in passing yards (2,677). The Ducks' second-leading rusher (752) also ran for more yards in one year than any other quarterback in school history, including a single-game best 135 yards at Arizona State.

- Also in 2012, threw only one interception over his final seven games, a stretch that included 119 consecutive pass attempts without an interception.
- Redshirted in 2011.
- The second-team academic all-conference choice graduated from Oregon in December 2014 with a degree in general science.

PERSONAL:

- Splits time between Nashville and Honolulu, Hawaii.
- Attended Saint Louis (Honolulu, Hawaii) High School, where as a senior he threw for 2,597 yards on 165-of-255 passing (64.7%), including 32 touchdowns against only five interceptions. Guided the Crusaders to an 11-1 record and a state title. Also rushed the ball 60 times for 455 yards (7.6 yards per carry) and seven scores.
- Rated a four-star recruit by 247Sports.com and garnered three stars from both Rivals.com and Scout.com. Rated the No. 6 recruiting prospect in the state of Hawaii and No. 12 overall quarterback in the nation by Rivals.com. Named PrepStar Magazine All-West Region, Interscholastic League of Honolulu Offensive Player of the Year and first-team All-ILH. Played in the NUC All-World Gridiron Classic, a high school all-star bowl in Columbia, S.C.
- List of favorites: (movie) "The Longest Yard"; (TV show) "The Fresh Prince of Bel-Air"; (actor) Dwayne Johnson; (pregame playlist) The Green, Drake; (video game) "FIFA"; (food) steak, Kalua pork; (guilty pleasure) Cookies 'n' Cream Pizookie from BJ's Restaurant & Brewhouse; and (athlete as a child) Emmitt Smith.
- Born Marcus Ardel Taulauniu Mariota on Oct. 30, 1993 in Honolulu, Hawaii.

MARCUS MARIOTA'S GAME-BY-GAME

2015 Tennessee Titans				PASSING										RUSHING					COMBINED RUSH + PASS		
Date	Opp	W/L	P/S	Att	Cmp	Pct	Yds	Yds/Att	TD	Int	Lg	Sk	Lst	Rating	Att	Yds	Avg	Lg	TD	Yards	Touchdowns
Sept 13	@ TB	W	S	15	13	86.7	209	13.9	4	0	52t	2	24	158.3	2	6	3.0	9	0	215	52, 12, 4, 1
Sept 20	@ Cle	L	S	37	21	56.8	257	6.9	2	0	33	7	38	96.3	3	19	6.3	12	0	276	19, 13
Sept 27	Ind	L	S	44	27	61.4	367	8.3	2	2	35	3	22	84.2	0	0	-	0	0	367	7, 3
Oct 11	Buf	L	S	32	21	65.6	187	5.8	0	1	23	2	8	68.1	5	47	9.4	22	0	234	
Oct 18	Mia	L	S	33	21	63.6	219	6.6	1	2	32	5	37	67.6	0	0	-	0	0	219	3
Oct 25	Atl	L	IA																		
Nov 1	@ Hou	L	IA																		
Nov 8	@ NO	W	S	39	28	71.8	371	9.5	4	0	61t	0	0	135.7	1	5	5.0	5	0	376	61, 2, 8, 5
Nov 15	Car	L	S	24	16	66.7	185	7.7	0	1	24	1	7	72.4	5	24	4.8	10	0	209	
Nov 19	@ Jax	L	S	35	22	62.9	231	6.6	0	0	29	4	19	82.0	5	29	5.8	23t	1	260	23r
Nov 29	Oak	L	S	37	17	45.9	218	5.9	3	2	36	2	13	69.4	1	7	7.0	7	0	225	20, 13, 1
Dec 6	Jax	W	S	29	20	69.0	268	9.2	3	1	47t	4	11	118.2	9	112	12.4	87t	1	380	10, 7, 47, 87r
Dec 13	@ NYJ	L	S	39	21	53.8	274	7.0	0	1	51	5	47	65.5	3	3	1.0	3	0	277	
Dec 20	@ NE	L	S	6	3	50.0	32	5.3	0	0	19	3	32	66.0	0	0	-	0	0	32	
Dec 27	Hou	L	IA																		
Jan 3	@ Ind	L	IA																		
Totals		3-13	12/12	370	230	62.2	2,818	7.6	19	10	61t	38	258	91.5	34	252	7.4	87t	2		

2016 Tennessee Titans				PASSING										RUSHING					COMBINED RUSH + PASS			
Date	Opp	W/L	P/S	Att	Cmp	Pct	Yds	Yds/Att	TD	Int	Lg	Sk	Lst	Rating	Att	Yds	Avg	Lg	TD	Yards	Touchdowns	
Sept 11	Min	L	S	41	25	61.0	271	6.6	2	1	29	2	19	86.5	4	19	4.8	10	0	290	6, 4	
Sept 18	@ Det	W	S	33	25	75.8	238	7.2	2	1	32	3	14	102.8	2	11	5.5	6	0	249	30, 9	
Sept 25	Oak	L	S	33	17	51.5	214	6.5	0	2	26	1	2	46.8	3	22	7.3	9	0	236		
Oct 2	@ Hou	L	S	29	13	44.8	202	7.0	0	1	60	1	6	54.1	4	20	5.0	9	0	222		
Oct 9	@ Mia	W	S	29	20	69.0	163	5.6	3	0	29	0	0	117.5	7	60	8.6	21	1	223	5r, 5, 20, 4	
Oct 16	Cle	W	S	24	17	70.8	284	11.8	3	1	48t	2	14	132.6	7	64	9.1	41	0	348	11, 48, 15	
Oct 23	Ind	L	S	37	22	59.5	232	6.3	2	0	26	3	25	95.8	2	14	7.0	14	0	246	10, 7	
Oct 27	Jax	W	S	22	18	81.8	270	12.3	2	0	47	0	0	148.1	3	11	3.7	7	0	281	36, 4	
Nov 6	@ SD	L	S	43	27	62.8	313	7.3	3	2	48	0	0	88.6	3	14	4.7	14t	1	327	16, 7, 14r, 8	
Nov 13	GB	W	S	26	19	73.1	295	11.3	4	0	41	1	13	149.8	5	0	0.0	6	0	303	9, 32, 6, 33	
Nov 20	@ Ind	L	S	38	25	65.8	290	7.6	2	0	35	5	36	106.3	5	29	5.8	12	0	319	3, 34	
Nov 27	@ Chi	W	S	23	15	65.2	226	9.8	2	0	38	0	0	126.4	4	46	11.5	29	0	272	4, 29	
Dec 11	Den	W	S	20	6	30.0	88	4.4	0	0	26	2	15	45.4	8	38	4.8	13	0	126		
Dec 18	@ KC	W	S	33	19	57.6	241	7.3	0	1	46	1	0	67.9	1	-2	-2.0	-2	0	239		
Dec 24	@ Jax	L	S	20	8	40.0	99	5.0	1	0	18	2	12	72.7	2	3	1.5	4	0	102	3	
Jan 1	Hou	W					Placed on injured reserve on Dec. 27, 2016															
Totals		9-7	15/15	451	276	61.2	3,426	7.6	26	9	60	23	156	95.6	60	349	5.8	41	2			

2017 Tennessee Titans				PASSING										RUSHING					COMBINED RUSH + PASS		
Date	Opp	W/L	P/S	Att	Cmp	Pct	Yds	Yds/Att	TD	Int	Lg	Sk	Lst	Rating	Att	Yds	Avg	Lg	TD	Yards	Touchdowns
Sept 10	Oak	L	S	41	25	61.0	256	6.2	0	0	24	1	1	78.9	3	26	8.7	15	1	282	10r
Sept 17	@ Jax	W	S	27	15	55.6	215	8.0	1	1	42	1	4	78.5	6	24	4.0	8	0	239	32
Sept 24	Sea	W	S	32	20	62.5	225	7.0	2	0	55t	0	0	104.3	7	27	3.9	10	0	252	55, 24
Oct 1	@ Hou																				
Oct 8	@ Mia																				
Oct 16	Ind																				
Oct 22	@ Cle																				
Nov 5	Bal																				
Nov 12	Cin																				
Nov 16	@ Pit																				
Nov 26	@ Ind																				
Dec 3	Hou																				
Dec 10	@ Ari																				
Dec 17	@ SF																				
Dec 24	LAR																				
Dec 31	Jax																				
Totals		2-1	3/3	100	60	60.0	696	7.0	3	1	55t	2	5	86.9	16	77	4.8	15	1		

MARCUS MARIOTA'S NFL STATISTICS

REGULAR SEASON			PASSING											RUSHING				
Year	Team	GP/GS	Att	Cmp	Pct	Yds	Yd/Att	TD	INT	Lg	Sk	Yds	Rat	Att	Yds	Avg	Lg	TD
2015	Tenn.	12/12	370	230	62.2	2,818	7.6	19	10	61t	38	258	91.5	34	252	7.4	87t	2
2016	Tenn.	15/15	451	276	61.2	3,426	7.6	26	9	60	23	156	95.6	60	349	5.8	41	2
2017	Tenn.	3/3	100	60	60.0	696	7.0	3	1	55t	2	5	86.9	16	77	4.8	15	1
NFL Totals		30/30	921	566	61.5	6,940	7.5	48	20	61t	63	419	93.0	110	678	6.2	87t	5

Career record as starter: 13-17 (.433)

Single-Game Highs

Attempts - 44 vs. Indianapolis (9/27/15)
 Completions - 28 at New Orleans (11/8/15)
 Passing Yards - 371 at New Orleans (11/8/15)
 Touchdown Passes - 4 (Three times, last at Green Bay 11/13/16)
 Long Completion - 61t at New Orleans (11/8/15)
 Rushes - 9 vs. Jacksonville (12/6/15)
 Rushing Yards - 112 vs. Jacksonville (12/6/15)

Long Rush - 87t vs. Jacksonville (12/6/15)
 Rushing Touchdowns - **1 (Five times, last vs. Oakland 9/10/17)**

Additional Statistics

Receptions - 41-yard touchdown (at N.Y. Jets 12/13/15)
 Fumble Recovery - 2 (2016)



18 RISHARD MATTHEWS

WIDE RECEIVER • 6'0" • 217 LBS • COLLEGE: NEVADA
ACQUIRED: UNRESTRICTED FREE AGENT (MIA) - 2016
NFL EXPERIENCE (NFL/TITANS): 6/2 • HOMETOWN: SANTA ANA, CALIF.
GAMES PLAYED/GAMES STARTED: 68/29 (PLAYOFFS: 0/0)



PRO: The Titans signed Rishard Matthews early in the 2016 free agency period to bring veteran experience and big-play potential to the wide receiver position. The 6-foot, 217-pounder is coming off his most successful season in 2016 in which he recorded career highs with 65 receptions, 945 receiving yards and nine touchdowns. Matthews spent his first four NFL campaigns with the Miami Dolphins after being drafted by the team in the seventh round of the 2012 NFL Draft. The University of Nevada product is a versatile player, having lined up outside and in the slot.

CAREER HIGHLIGHTS:

- In 2016, Matthews set career highs with 65 receptions (tied for team lead), a team-high 945 receiving yards and a team-high nine touchdown receptions.
- His nine touchdowns in 2016 more than doubled his previous career total of eight touchdowns in his first four NFL seasons, all of which he spent in Miami. His 2016 total tied for sixth in the NFL and tied for second in the AFC. In franchise history, Matthews' nine touchdown catches tied for ninth all-time.
- In 2015, Matthews set career-highs with 43 catches, 662 receiving yards and four touchdown receptions despite playing in just 11 games for the Miami Dolphins.
- In 2013, Matthews appeared in all 16 games with the Dolphins and hauled in 41 receptions for 448 yards with two touchdowns.

TITANS TIDBITS:

- Matthews' father, Andre, is a retired U.S. Marine Corps master sergeant.
- In October 2015, Matthews' half-brother Christopher Ruiz was killed while serving as a retired Marine working as a private defense contractor in Afghanistan. Ruiz served in the Marines for 10 years, and served overseas in Operation Iraqi Freedom. He was in Afghanistan training locals to fight for their country, when he was killed. Ruiz was one of six U.S. Airmen and five other civilian contractors killed in the crash of an Air Force C-130 as it tried to put down at the Jalalabad Airfield on Oct. 2.
- Matthews wears a bracelet with the words "Forever by my side." It has his fallen brother's name on it, along with the Marines logo. He wears the bracelet every day.

CAREER TRANSACTIONS:

- The Santa Ana, Calif., native was originally selected by the Miami Dolphins in the seventh round (227th overall) of the 2012 NFL Draft.
- Signed by the Titans as an unrestricted free agent on March 11, 2016.

SEASON RECAPS:

2017 (3/3 - Tennessee): Leads the team with 201 receiving yards and ranks second on the squad with 14 receptions. Has led the team in receptions once in 2017 (vs. SEA). Has led the team in receiving yards once in 2017 (vs. SEA).

- Against Oakland (9/10), started at wide receiver and finished second on the squad with 71 receiving yards on five catches. Notched two third-down conversions during the Titans' opening touchdown drive in the first quarter: a 19-yard catch on third-and-10 and a nine-yard grab on third-and-eight. Extended the Titans' second scoring drive with a 24-yard reception on third-and-five in the second stanza.
- At Jacksonville (9/17), started at wide receiver and hauled in three receptions for 43 yards. Extended the Titans' second scoring drive with a 15-yard grab on third-and-three late in the second quarter. Set up the Titans' second field goal just before halftime with a 20-yard catch over the middle.
- Against Seattle (9/24), started at wide receiver and led the team with

six receptions and 87 receiving yards with a touchdown. Kept the Titans' second scoring drive alive with a six-yard catch on third-and-two in the second quarter. Gave the Titans a 16-14 lead with a nifty, 55-yard touchdown catch on a wide receiver screen with 7:34 left to play in the third quarter.

2016 (16/9 - Tennessee): Saw action in all 16 games with nine starts at wide receiver and led the team with a career-best nine receiving touchdowns and a career-high 945 receiving yards. Tied for the team lead with a career-best 65 receptions. Has six career 100-yard receiving performances, including three in 2016 (at IND, at KC, vs. HOU). Led the team in receiving yards five times in 2016 (at HOU, at IND, at CHI, at KC, vs. HOU). Led or tied for the team lead in receptions three times in 2016 (vs. JAX, at IND, vs. HOU). Posted a career-high 122 receiving yards at Indianapolis (11/20/16).

- Against Minnesota (9/11), made his Titans debut as a reserve at wide receiver and snared three receptions for 26 yards.
- At Detroit (9/18), started at wide receiver and totaled four receptions for 40 yards. Kickstarted the Titans' first touchdown drive with a 20-yard catch late in the third quarter.
- Against Oakland (9/25), started at wide receiver and collected three receptions for 32 yards.
- At Houston (10/2), saw action as a reserve at wide receiver and led the team with 82 receiving yards on two catches. Set up the Titans' first touchdown with a career-long 60-yard reception down the left sideline in the second quarter. Kept the Titans' third-quarter scoring drive alive with a 22-yard reception on third-and-nine.
- At Miami (10/9), played as a reserve at wide receiver and caught four passes for 32 yards with a touchdown. Sealed the Titans' 30-17 victory with a diving, four-yard touchdown catch with 8:23 left to play in the game.
- Against Cleveland (10/16), saw action as a reserve at wide receiver and hauled in three receptions for 70 yards with a touchdown. Gave the Titans a 7-0 advantage with an 11-yard touchdown catch with 10:37 remaining in the first quarter. Set up the Titans' third touchdown with a diving, 43-yard reception in the third quarter.
- Against Indianapolis (10/23), played as a reserve at wide receiver and snared four receptions for 37 yards. Kept the Titans' touchdown drive alive late in the first half with a six-yard grab on third-and-three. Extended the Titans' final touchdown drive by fighting for the first down on a 20-yard reception on third-and-19 in the fourth quarter.
- Against Jacksonville (10/27), started at wide receiver and tied for the team lead with four receptions for 38 yards with a touchdown. Extended the Titans' first scoring drive with a 16-yard catch on third-and-four in the first quarter. Increased the Titans lead to 33-8 with a four-yard touchdown catch on third-and-goal with 6:53 remaining in the third quarter.
- At San Diego (11/6), played as a reserve at wide receiver and caught six passes for 63 yards while tying a career-high with two receiving touchdowns. Cut the Chargers' lead to 16-7 with a 16-yard touchdown reception with 11:14 left to play in the second quarter. Got open in the left corner of the end zone for his second touchdown of the afternoon, a seven-yard reception, with 14 seconds remaining in the first half.
- Against Green Bay (11/13), started at wide receiver and collected three receptions for 63 yards with a touchdown. Got open in the end zone for a 32-yard touchdown catch with 8:45 left to play in the second quarter. Extended the Titans' final scoring drive with a 22-yard reception on third-and-three in the fourth quarter.
- At Indianapolis (11/20), started at wide receiver and led the team with a career-high 122 receiving yards on a team-best nine receptions. Hauled in a 35-yard reception in the second quarter.

- At Chicago (11/27), started at wide receiver and led the team with 64 receiving yards on three receptions, including a touchdown. Increased the Titans lead to 21-7 with a diving, 29-yard touchdown grab in the end zone with 1:15 left play in the first half. Extended the Titans' third-quarter scoring drive with an 11-yard reception on third-and-nine.
- Against Denver (12/11), started at wide receiver and snared one reception for 26 yards.
- At Kansas City (12/18), saw significant action as a reserve at wide receiver and led the team with 105 receiving yards on four catches. Set up the Titans' initial touchdown with a leaping, 46-yard grab on a flea-flicker early in the second stanza.
- At Jacksonville (12/24), started at wide receiver and caught three passes for 31 yards with a touchdown. Cut the Jaguars' lead to 10-7 with a three-yard touchdown catch on third-and-three with 8:59 left to play in the second quarter.
- Against Houston (1/1), started at wide receiver and led the team with nine receptions and 114 receiving yards with a touchdown. Extended the Titans' second quarter touchdown drive with a leaping 25-yard catch on third-and-16. Increased the Titans' lead to 14-0 with a two-yard touchdown reception with 23 seconds remaining in the first half. Registered a pair of third-down conversions during the Titans' final scoring drive: an eight-yard grab on third-and-four and a 50-yard bomb on third-and-17 in the fourth quarter.

2015 (11/11 - Miami): Started the first 11 games of the season and totaled career-highs with 43 receptions for 662 yards (15.4 avg.) and four touchdowns. Missed the final five contests due to injury. Was placed on injured reserve on Jan. 2, 2016. His 662 receiving yards ranked second on the team and his 43 receptions ranked third on the squad. Added one rush for four yards. Made one miscellaneous tackle. Had one punt return for nine yards.

- At Washington (9/13), started the season opener and had four receptions for 34 yards and one touchdown.
- At Jacksonville (9/20), started at wide receiver and posted a season-high six receptions for 115 yards. Recorded a 48-yard reception on the team's opening drive in the first quarter.
- Against Buffalo (9/27), caught six passes for 113 yards and two touchdowns.
- Against Houston (10/25), was named a team captain and caught three passes for 75 yards and one touchdown in 44-26 victory.
- At New England (10/29), caught a season-high seven passes for 62 yards.

2014 (14/0 - Miami): Played in 14 games as a reserve and finished the season with 12 receptions for 135 yards and two touchdowns. Added one rush for three yards. Posted four tackles on special teams.

- At Oakland (9/28), had two catches for 27 yards with a season-long 23-yard reception in London.
- At Jacksonville (10/26), recorded a three-yard touchdown reception.
- Against San Diego (11/2), had one reception for a 21-yard touchdown on the opening possession of the second half. Recorded touchdown receptions in consecutive games for the first time in his career.

2013 (16/5 - Miami): Played in all 16 games with five starts and recorded 41 catches for 448 yards and two touchdowns. Led the team in receptions once and in receiving yardage twice. Had one game of double figure receptions and one game of 100-plus yards in receptions.

- Against Atlanta (9/22), had four catches for 42 yards.
- At Tampa Bay (11/11), made his first start of season and led the Dolphins in receptions and receiving yardage with 11 catches for 120 yards and two touchdowns. It was his first career 100-yard reception game and the first touchdowns of his NFL career. He became the first player in Dolphins history to record 11 or more receptions and two or more touchdown catches in the same game.
- Against New England (12/15), registered five receptions for 64 yards.
- Against N.Y. Jets (12/29), led the team in receiving yards with four catches for 58 yards.

2012 (8/1 - Miami): Played in eight games with one start and recorded 11 catches for 151 yards. Did not play once and was inactive seven games.

- At Buffalo (11/15), made first NFL reception with one catch for 19 yards.
- Against Jacksonville (12/16), registered three receptions for 23 yards.
- Against Buffalo (12/23), posted two catches for 37 yards, including season-long 30-yard catch.
- At New England (12/30), made his first NFL start and collected three

catches for 36 yards.

COLLEGE:

- Was a two-year starter at Nevada (2010-11). Also attended Bakersfield College (2009) and Santa Ana (Calif.) College (2007-08).
- Played in 26 career games with 25 starts at Nevada and recorded 147 receptions for 2,243 yards (15.4 avg.) and 13 touchdowns. Added 10 rushes for 75 yards and two scores. Returned 48 punts for 551 yards (11.5 avg.) with two scores and totaled 91 yards on five kickoff returns (18.2 avg.).
- As a junior (2011), started 12 games and named second-team All-American and first-team All-Western Athletic Conference as a punt returner and receiver. Recorded 91 receptions for 1,364 yards (15.4 avg.) and eight touchdowns. Led the WAC and ranked 10th nationally with an average of 7.58 receptions per game. Returned 23 punts for 307 yards (13.4 avg.). Posted seven games with 100-plus receiving yards, including two games of 200-plus yards.
- As a sophomore (2010), played in 14 games with 13 starts as a sophomore and was named as an honorable mention All-American and first-team All-WAC. Recorded 56 receptions for 879 yards (15.7 avg.) and five touchdowns. Scored twice on five carries for 76 yards (15.2 avg.). Added 91 yards on five kickoff returns (18.2 avg.) and had 25 punt returns for 244 yards (9.8 avg.) with a touchdown.
- In 2009, played in 11 games at Bakersfield College and led the team with 47 receptions for 619 yards (13.2 avg.) and six touchdowns. Carried seven times for 20 yards and added 17 punt returns for 319 yards (18.9 avg.).
- Attended Santa Ana (Calif.) College from 2007-08.
- Majored in physical education at Nevada.

PERSONAL:

- Attended Saddleback (Santa Ana, Calif.) High School and earned All-State, All-Golden West Football Conference and All-CIF Southern section honors as a receiver and strong safety as a senior.
- Caught 47 passes for 1,058 yards (22.5 avg.) and 16 touchdowns. Added 98 yards and a score on 13 carries (7.5 avg.). Produced a total of 132 points that included 22 touchdowns, as he scored twice on 11 punt returns for 270 yards (24.55 avg.), adding two more touchdowns on 10 kickoff returns for 407 yards (40.7 avg.).
- Also lettered for the basketball team, as he averaged 9.8 points, 6.8 rebounds, 2.6 assists, 0.3 blocks and 2.3 steals.
- Attended Clovis (N.M.) High School in 2005 and rushed 29 times for 358 yards (12.4 avg.) and five touchdowns. Added 43 receptions for 839 yards and 12 touchdowns.
- Follow Matthews on Twitter at @_RMatthews.
- Follow Matthews on Instagram at @rishardmatthews.
- Born Rishard Andre Matthews on Oct. 12, 1989 in San Diego, Calif.

RISHARD MATTHEWS' GAME-BY-GAME

2012 Miami Dolphins

Date	Opp.	W/L	P/S	RECEIVING				
				No	Yds	Avg	Lg	TD
Sept 9	@ Hou	L	IA					
Sept 16	Oak	W	p	0	0	-	-	0
Sept 23	NYJ	L	IA					
Sept 30	@ Ari	L	IA					
Oct 7	@ Cin	W	IA					
Oct 14	StL	W	IA					
Oct 28	@ NYJ	W	IA					
Nov 4	@ Ind	L	DNP					
Nov 11	Ten	L	IA					
Nov 15	@ Buf	L	p	1	19	19.0	19	0
Nov 25	Sea	W	p	0	0	-	-	0
Dec 2	NE	L	p	1	28	28.0	28	0
Dec 9	@ SF	L	p	1	8	8.0	8	0
Dec 16	Jax	W	p	3	23	7.7	11	0
Dec 23	Buf	W	p	2	37	18.5	30	0
Dec 30	@ NE	L	S	3	36	12.0	20	0
Totals		7-9	8/1	11	151	13.7	30	0

2013 Miami Dolphins

Date	Opp.	W/L	P/S	RECEIVING				
				No	Yds	Avg	Lg	TD
Sept 8	@ Cle	W	p	0	0	-	-	0
Sept 15	@ Ind	W	p	0	0	-	-	0
Sept 22	Atl	W	p	4	42	10.5	14	0
Sept 30	@ NO	L	p	1	21	21.0	21	0
Oct 6	Bal	L	p	0	0	-	-	0
Oct 20	Buf	L	p	0	0	-	-	0
Oct 27	@ NE	L	p	3	30	10.0	20	0
Oct 31	Cin	W	p	2	24	12.0	16	0
Nov 11	@ TB	L	S	11	120	10.9	19t	2
Nov 17	SD	W	p	4	52	13.0	29	0
Nov 24	Car	L	S	3	2	0.7	4	0
Dec 1	@ NYJ	W	S	2	21	10.5	13	0
Dec 8	@ Pit	W	p	1	5	5.0	5	0
Dec 15	NE	W	S	5	64	12.8	24	0
Dec 22	@ Buf	L	S	1	9	9.0	9	0
Dec 29	NYJ	L	p	4	58	14.5	21	0
Totals		8-8	16/5	41	448	10.9	29	2

2014 Miami Dolphins

Date	Opp.	W/L	P/S	RECEIVING				
				No	Yds	Avg	Lg	TD
Sept 7	NE	W	p	0	0	-	-	0
Sept 14	@ Buf	L	p	1	4	4.0	4	0
Sept 21	KC	L	p	1	13	13.0	13	0
Sept 28	@ Oak	W	p	2	27	13.5	23	0
Oct 12	GB	L	p	0	0	-	-	0
Oct 19	@ Chi	W	p	0	0	-	-	0
Oct 26	@ Jax	W	p	1	3	3.0	3t	1
Nov 2	SD	W	p	1	21	21.0	21t	1
Nov 9	@ Det	L	p	1	14	14.0	14	0
Nov 13	Buf	W	p	0	0	-	-	0
Nov 23	@ Den	L	p	2	24	12.0	18	0
Dec 1	@ NYJ	W	p	0	0	-	-	0
Dec 7	Bal	L	p	1	13	13.0	13	0
Dec 14	@ NE	L	p	2	16	8.0	11	0
Dec 21	Min	W	IA					
Dec 28	NYJ	L	IA					
Totals		8-8	14/0	12	135	11.3	23	2

2015 Miami Dolphins

Date	Opp.	W/L	P/S	RECEIVING				
				No	Yds	Avg	Lg	TD
Sept 13	@ Was	W	S	4	34	8.5	15	1
Sept 20	@ Jax	L	S	6	115	19.2	48	0
Sept 27	Buf	L	S	6	113	18.8	46t	2
Oct 4	NYJ	L	S	1	16	16.0	16	0
Oct 18	@ Ten	W	S	6	85	14.2	24	0
Oct 25	Hou	W	S	3	75	25.0	53t	1
Oct 29	@ NE	L	S	7	62	8.9	17	0
Nov 8	@ Buf	L	S	4	54	13.5	21	0
Nov 15	@ Phi	W	S	5	93	18.6	43	0
Nov 22	Dal	L	S	1	15	15.0	15	0
Nov 29	@ NYJ	L	S	0	0	-	-	0
Dec 6	Bal	W	IA					
Dec 14	NYG	L	IA					
Dec 20	@ SD	L	IA					
Dec 27	Ind	L	IA					
Jan 3	NE	W		Placed on injured reserve on Jan. 2, 2016				
Totals		6-10	11/11	43	662	15.4	53t	4

2016 Tennessee Titans

Date	Opp.	W/L	P/S	RECEIVING				
				No	Yds	Avg	Lg	TD
Sept 11	Min	L	p	3	26	8.7	11	0
Sept 18	@ Det	W	S	4	40	10.0	20	0
Sept 25	Oak	L	S	3	32	10.7	14	0
Oct 2	@ Hou	L	p	2	82	41.0	60	0
Oct 9	@ Mia	W	p	4	32	8.0	11	1
Oct 16	Cle	W	p	3	70	23.3	43	1
Oct 23	Ind	L	p	4	37	9.3	20	0
Oct 27	Jax	W	S	4	38	9.5	16	1
Nov 6	@ SD	L	p	6	63	10.5	16t	2
Nov 13	GB	W	S	3	63	21.0	32t	1
Nov 20	@ Ind	L	S	9	122	13.6	35	0
Nov 27	@ Chi	W	S	3	64	21.3	29t	1
Dec 11	Den	W	S	1	26	26.0	26	0
Dec 18	@ KC	W	p	4	105	26.3	46	0
Dec 24	@ Jax	L	S	3	31	10.3	14	1
Jan 1	Hou	W	S	9	114	12.7	50	1
Totals		9-7	16/9	65	945	14.5	60	9

2017 Tennessee Titans

Date	Opp.	W/L	P/S	RECEIVING				
				No	Yds	Avg	Lg	TD
Sept 10	Oak	L	S	5	71	14.2	24	0
Sept 17	@ Jax	W	S	3	43	14.3	20	0
Sept 24	Sea	W	S	6	87	14.5	55t	1
Oct 1	@ Hou							
Oct 8	@ Mia							
Oct 16	Ind							
Oct 22	@ Cle							
Nov 5	Bal							
Nov 12	Cin							
Nov 16	@ Pit							
Nov 26	@ Ind							
Dec 3	Hou							
Dec 10	@ Ari							
Dec 17	@ SF							
Dec 24	LAR							
Dec 31	Jax							
Totals		2-1	3/3	14	201	14.4	55t	1

RISHARD MATTHEWS' NFL STATISTICS

REGULAR SEASON		RECEIVING							RUSHING				
Year	Team	GP	GS	No	Yds	Avg	Lg	TD	Att	Yds	Avg	Lg	TD
2012	Miami	8	1	11	151	13.7	30	0	0	0	-	0	0
2013	Miami	16	5	41	448	10.9	29	2	0	0	-	0	0
2014	Miami	14	0	12	135	11.3	23	2	1	3	3.0	3	0
2015	Miami	11	11	43	662	15.4	53t	4	1	4	4.0	4	0
2016	Tennessee	16	9	65	945	14.5	60	9	0	0	-	0	0
2017	Tennessee	3	3	14	201	14.4	55t	1	0	0	-	0	0
NFL Totals		68	29	186	2,542	13.7	60	18	2	7	3.5	4	0

Single-Game Highs

Receptions - 11 at Tampa Bay (11/11/13)
 Receiving Yards - 122 at Indianapolis (11/20/16)
 Long Reception - 60 at Houston (10/2/16)
 Touchdowns - 2 (Three times, last at San Diego 11/6/16)

Additional Statistics

Punt Returns - 1 FC (2012); 1 for 9 yards (2015)
 Special Teams Tackles - 2 (2013), 4 (2014)
 Miscellaneous Tackles - 2 (2012), 3 (2013), 1 (2015)



23 BRICE MCCAIN

CORNERBACK • 5'9" • 190 LBS • COLLEGE: UTAH
ACQUIRED: FREE AGENT - 2016 • NFL EXPERIENCE (NFL/TITANS): 9/2
HOMETOWN: TERRELL, TEXAS
GAMES PLAYED/GAMES STARTED: 119/40 (PLAYOFFS: 3/2)



PRO: The Titans signed Brice McCain as a free agent early in the 2016 offseason to add competition and experience to the cornerback position. The 5-foot-9-inch, 190-pounder is a veteran defensive back that has seen time outside and as a nickel corner during his seven NFL seasons. Prior to arriving in Tennessee, the University of Utah product spent his first five NFL campaigns as a member of the Houston Texans. McCain has also seen action with the Pittsburgh Steelers and the Miami Dolphins.

CAREER HIGHLIGHTS:

- In 2016, McCain tied for second on the team with 12 passes defended and two interceptions in his first season with the Titans.
- In 2015, McCain saw action in 14 games in his only season in Miami and tallied 39 tackles, one interception and 10 passes defended.
- In 2014, McCain played in 14 games for the Pittsburgh Steelers and registered a career-best three interceptions to go along with 25 tackles and six passes defended.

TITANS TIDBITS:

- In 2014, McCain played with the Pittsburgh Steelers and worked with current Titans defensive coordinator Dick LeBeau. McCain kept his notes from playing in LeBeau's defense and referenced them when making the transition to Tennessee.

CAREER TRANSACTIONS:

- The Terrell, Texas, native was originally selected by the Houston Texans in the sixth round (188th overall) of the 2009 NFL Draft.
- Re-signed by the Texans as an unrestricted free agent on March 20, 2013.
- Released by the Texans on March 11, 2014.
- Signed by the Pittsburgh Steelers as a free agent on April 1, 2014.
- Signed by the Miami Dolphins as an unrestricted free agent on March 11, 2015.
- Released by the Dolphins on Feb. 16, 2016.
- Signed by the Titans as a free agent on March 2, 2016.

SEASON RECAPS:

2017 (3/0 - Tennessee):

- Against Oakland (9/10), saw significant action as a reserve at cornerback and posted two tackles.
- At Jacksonville (9/17), played as a reserve at cornerback and collected a tackle.
- Against Seattle (9/24), saw action as a reserve at cornerback and notched a pass defended. Broke up a pass intended for Paul Richardson in the fourth quarter.

2016 (16/10 - Tennessee): Played in all 16 games with 10 starts at cornerback in his first season with the Titans and tied for second on the team with 12 passes defended and two interceptions. Registered 44 tackles, including a stop for loss. Notched two special teams tackles. Led or tied for the team lead in passes defended twice in 2016 (at IND, at KC). Tied for the team lead in special teams tackles once in 2016 (vs. MIN).

- Against Minnesota (9/11), made his Titans debut as the nickel back and collected four tackles and a pass defended. Posted a special teams tackle on coverage units. Broke up a pass intended for Adam Thielen late in the second quarter.
- Against Oakland (9/25), started at nickelback and tallied two tackles and a pass defended. Broke up a deep pass intended for Seth Roberts in the third quarter.
- Against Indianapolis (10/23), saw significant action as a reserve at

cornerback after Perrish Cox left the game in the second quarter with an injury and collected three tackles.

- Against Jacksonville (10/27), started at cornerback and posted two tackles and a pass defended. Broke up a pass intended for Allen Hurns early in the fourth quarter.
- Against Green Bay (11/13), started at nickelback and notched four tackles and an interception. Intercepted an Aaron Rodgers hail mary attempt on the final play of the first half and returned it 33 yards.
- At Indianapolis (11/20), played as a reserve at cornerback and recorded a tackle and two passes defended, including an interception. Forced the Colts to kick a field goal by defending a third-and-16 pass intended for T.Y. Hilton in the fourth quarter. Gave the Titans' offense the ball back by intercepting an Andrew Luck pass intended for T.Y. Hilton in the final stanza.
- At Chicago (11/27), started at nickelback and registered a tackle and two passes defended. Notched a special teams tackle on coverage units. Defended a pass intended for Deonte Thompson in the end zone late in the fourth quarter.
- Against Denver (12/11), started at cornerback and collected three tackles, a stop for loss and a pass defended. Combined with DaQuan Jones to stuff Justin Forsett for a two-yard loss on a rush off right tackle in the fourth quarter. Forced the Broncos to kick a field goal by breaking up a third-and-16 pass intended for Bennie Fowler late in the fourth quarter.
- At Kansas City (12/18), started at cornerback and tallied five tackles and two passes defended. Ended a Chiefs' drive by stopping Jeremy Maclin for no gain on a third-and-three pass in the second quarter. Batted down a pass intended for Travis Kelce in the second quarter. Knocked down a pass intended for Albert Wilson at the goalline in the third stanza.

2015 (14/11 - Miami): Played in 14 games with 11 starts and recorded 39 tackles, one interception and 10 passes defended. Was inactive for two contests.

- At Washington (9/13), made his Dolphins debut with six tackles and an interception in the season-opening victory.
- Against N.Y. Giants (12/14), registered a season-high six solo tackles and had one pass defended.
- Against Indianapolis (12/27), matched his season high with two passes defended.
- Against New England (1/3), participated in his 100th career game with a start, three tackles and one pass defended.

2014 (14/9, 1/1 - Pittsburgh): Played in 14 games with nine starts in his lone season with the Steelers. Notched 24 tackles, three interceptions returned for 56 yards, including one for a touchdown, six passes defended and a fumble recovery. Was inactive for one game and did not play in another contest.

- At Jacksonville (10/5), posted his first interception of the season and the sixth of his NFL career, which he returned 22 yards for a score, marking his second career interception returned for a touchdown.
- Against Baltimore (11/2), registered his first career fumble recovery.
- Against Cincinnati (12/28), notched two interceptions, the first multi-interception game of his career.
- Against Baltimore (1/3), started in the team's Wild Card game and collected six tackles in the contest.

2013 (16/4 - Houston): Played in all 16 games with four starts and recorded 28 tackles, one interception and seven passes defended. Added four special teams tackles.

- Against Jacksonville (11/24), made his first start of the season and tallied

three solo tackles and one pass defended.

- At Tennessee (12/29), started and made five solo tackles and two passes defended.

2012 (12/2, 0/0 - Houston): Played in 12 contests with two starts and tallied 19 tackles, a half sack, one interception returned for a career-long 86 yards and eight passes defended. Also registered five special teams tackles. Placed on injured reserve - designated for return with a foot injury on Dec. 4, 2012. Missed the final four regular season games and both postseason contests.

- At N.Y. Jets (10/8), had two tackles, one interception and his first career half sack. Returned the interception 86 yards to set up a field goal.
- Against Baltimore (10/21), registered two tackles and two passes defended.

2011 (16/0, 2/1 - Houston): Played as a reserve in all 16 regular season games collected 25 tackles, two interceptions, one of which he returned for his first career touchdown, and 13 passes defended. Added three special teams tackles. Registered two or more passes defended in a game four times. Played in two playoff games with one start and posted two passes defended.

- At Tennessee (10/23), intercepted a Matt Hasselbeck pass and returned it 38 yards for his first career defensive touchdown. Also contributed three solo tackles and one pass defended.
- At Tampa Bay (11/13), intercepted a pass and returned it 10 yards to set-up a field goal. Also registered two passes defended.
- At Indianapolis (12/22), had a season-high seven tackles and registered two passes defended.
- Against Tennessee (1/1), registered a career-best three passes defended to go along with two solo tackles.
- Against Cincinnati (1/7), started in the AFC Wild Card game and registered two passes defended.

2010 (12/3 - Houston): Played in 12 games with three starts and notched 22 tackles and two passes defended. Was inactive for four games.

- Against Indianapolis (9/12), started and registered a season-high seven tackles.

2009 (16/1 - Houston): Played in all 16 games with one start at cornerback and tallied 11 tackles, one interception and three passes defended. Contributed four special teams tackles.

- Against Indianapolis (11/29), recorded his first career interception and first career pass defended.
- At Jacksonville (12/6), finished with a season-high five tackles.
- Against New England (1/3), made his first NFL start and registered a pass defended and on special teams tackle.

COLLEGE:

- Played in 49 games and made 39 starts in four seasons at Utah. Earned All-Mountain West Conference honors as a defensive back in 2007-08 and as a kick returner in 2006. Finished his career with 103 total tackles and his 21 career passes defended are tied for sixth in school history. Returned 37 kickoffs in his career for 847 yards.
- As a senior (2008), started all 13 games at cornerback and earned first-team all-conference honors. Finished the season with 35 tackles, five passes defended and one interception.
- As a junior (2007), started all 13 games and earned second-team All-MWC honors. Finished the season with 11 passes defended, which ranked third in the conference and is tied for fifth-best in a single-season in school history. Recorded 28 tackles, one interception and one forced fumble.
- As a sophomore (2006), played in 13 games and made 12 starts. Was a named honorable mention all-conference as a kick returner. Led the team with five passes defended and collected 28 tackles. Averaged 22.4 yards per kick return, which ranked fourth in the conference.
- As a freshman (2005), appeared in 10 games as a true freshman and made one start and notched 12 total tackles.
- Majored in economics at Utah.

PERSONAL:

- Graduate of Terrell (Texas) High School where he earned all-state and all-area honors. Named all-district as a running back and a defensive back and was named county and team MVP.
- Also lettered in basketball and track and was part of a 400-meter relay team that finished second in the state.
- Earned academic all-MWC honors.
- Follow McCain on Twitter at @McCain21.
- Follow McCain on Instagram at @Kain21.
- Born Brice McCain on Dec. 10, 1986 in Dallas, Texas.

BRICE MCCAIN'S GAME-BY-GAME

2009 Houston Texans

Date	Opp	W/L	P/S	Tot Solo Asst	Sk - Yds	QBP	TFL	Int- Yds	-TD	PD	FF	FR - Yds	SpT
Sept 13	NYJ	L	p	2 2	0 0.0	0.0	NA	NA	0	0	0	0	0
Sept 20	@ Ten	W	p	0 0	0 0.0	0.0	NA	NA	0	0	0	0	0
Sept 27	Jax	L	p	0 0	0 0.0	0.0	NA	NA	0	0	0	0	0
Oct 4	Oak	W	p	1 1	0 0.0	0.0	NA	NA	0	0	0	0	0
Oct 11	@ Ari	L	p	2 2	0 0.0	0.0	NA	NA	0	0	0	0	0
Oct 18	@ Cin	W	p	0 0	0 0.0	0.0	NA	NA	0	0	0	0	0
Oct 25	SF	W	p	0 0	0 0.0	0.0	NA	NA	0	0	0	0	0
Nov 1	@ Buf	W	p	1 1	0 0.0	0.0	NA	NA	0	0	0	0	1
Nov 8	@ Ind	L	p	0 0	0 0.0	0.0	NA	NA	0	0	0	0	0
Nov 23	Ten	L	p	0 0	0 0.0	0.0	NA	NA	0	0	0	0	1
Nov 29	Ind	L	p	0 0	0 0.0	0.0	NA	NA	1	0	1	0	0
Dec 6	@ Jax	L	p	5 5	0 0.0	0.0	NA	NA	0	0	0	0	0
Dec 13	Sea	W	p	0 0	0 0.0	0.0	NA	NA	0	0	1	0	1
Dec 20	@ StL	W	p	0 0	0 0.0	0.0	NA	NA	0	0	0	0	0
Dec 27	@ Mia	W	p	0 0	0 0.0	0.0	NA	NA	0	0	0	0	0
Jan 3	NE	W	S	0 0	0 0.0	0.0	NA	NA	0	0	1	0	1
Totals				9-7 16/1	11 11	0 0.0	0.0	NA	NA	1	0	3	0 0 4

2010 Houston Texans

Date	Opp	W/L	P/S	Tot Solo Asst	Sk - Yds	QBP	TFL	Int- Yds	-TD	PD	FF	FR - Yds	SpT
Sept 12	Ind	W	S	7 5	2 0.0	0.0	NA	NA	0	0	0	0	0
Sept 19	@ Was	W	p	2 1	1 0.0	0.0	NA	NA	0	0	0	0	0
Sept 26	Dal	L	p	3 3	0 0.0	0.0	NA	NA	0	0	0	0	0
Oct 3	@ Oak	W	p	2 1	1 0.0	0.0	NA	NA	0	0	1	0	2
Oct 10	NYG	L	p	2 2	0 0.0	0.0	NA	NA	0	0	0	0	0
Oct 17	KC	W	S	0 0	0 0.0	0.0	NA	NA	0	0	1	0	0
Nov 1	@ Ind	L	S	5 4	1 0.0	0.0	NA	NA	0	0	0	0	0
Nov 7	SD	L	p	0 0	0 0.0	0.0	NA	NA	0	0	0	0	0
Nov 14	@ Jax	L	p	1 1	0 0.0	0.0	NA	NA	0	0	0	0	0
Nov 21	@ NYJ	L	p	0 0	0 0.0	0.0	NA	NA	0	0	0	0	1
Nov 28	Ten	W	IA										
Dec 2	@ Phi	L	p	0 0	0 0.0	0.0	NA	NA	0	0	0	0	0
Dec 13	Bal	L	IA										
Dec 19	@ Ten	L	IA										
Dec 26	@ Den	L	IA										
Jan 2	Jax	W	p	0 0	0 0.0	0.0	NA	NA	0	0	0	0	0
Totals				6-10 12/3	22 17	5 0.0	0.0	NA	NA	0	0	2	0 0 3

BRICE McCAIN'S NFL STATISTICS

REGULAR SEASON				TACKLES							INTERCEPTIONS					FUMBLES			
Year	Team	GP	GS	Tot	Solo	Asst	Sk	Yds	QBP	TFL	No	Yds	Lg	TD	PD	FF	FR	Yds	SpT
2009	Houston	16	1	11	11	0	0.0	0.0	NA	NA	1	0	0	0	3	0	0	0	4
2010	Houston	12	3	22	17	5	0.0	0.0	NA	NA	0	0	0	0	2	0	0	0	3
2011	Houston	16	0	25	24	1	0.0	0.0	NA	NA	2	48	38t	1	13	0	0	0	3
2012	Houston	12	2	19	15	4	0.5	4.0	NA	NA	1	86	86	0	8	0	0	0	5
2013	Houston	16	4	28	21	7	0.0	0.0	NA	NA	1	0	0	0	7	0	0	0	4
2014	Pittsburgh	14	9	24	16	8	0.0	0.0	NA	NA	3	56	31	1	6	0	1	26	0
2015	Miami	14	11	39	31	8	0.0	0.0	NA	NA	1	0	0	0	10	0	0	0	0
2016	Tennessee	16	10	44	37	7	0.0	0.0	0	1	2	33	33	0	12	0	0	0	2
2017	Tennessee	3	0	3	3	0	0.0	0.0	0	0	0	0	0	0	1	0	0	0	0
NFL Totals		119	40	215	175	40	0.5	4.0	0	1	11	223	86	2	62	0	1	26	21

PLAYOFFS				TACKLES							INTERCEPTIONS					FUMBLES			
Year	Team	GP	GS	Tot	Solo	Asst	Sk	Yds	QBP	TFL	No	Yds	Lg	TD	PD	FF	FR	Yds	SpT
2011	Houston	2	1	0	0	0	0.0	0.0	NA	NA	0	0	0	0	2	0	0	0	0
2012	Houston	0	0	0	0	0	0.0	0.0	NA	NA	0	0	0	0	0	0	0	0	0
2014	Pittsburgh	1	1	6	5	1	0.0	0.0	NA	NA	0	0	0	0	0	0	0	0	0
Playoff Totals		3	2	6	5	1	0.0	0.0	NA	NA	0	0	0	0	2	0	0	0	0

Single-Game Highs

Tackles - 7 (Twice, last at Indianapolis 12/22/11)
 Interceptions - 2 vs. Cincinnati (12/28/14)
 Interception Long - 86 at N.Y. Jets (10/8/12)
 Sacks - 0.5 at N.Y. Jets (10/8/12)
 Passes Defensed - 3 vs. Tennessee (1/1/12)
 Fumble Recovery - 1 vs. Baltimore (11/2/14)

Playoff Single-Game Highs

Tackles - 6 vs. Baltimore (1/3/15)
 Passes Defensed - 2 vs. Cincinnati (1/7/12)

Additional Statistics

Touchdowns - 2, 22-yard interception return at Jacksonville (10/5/14); 38-yard interception at Tennessee (10/23/11)



91 DERRICK MORGAN

OUTSIDE LINEBACKER • 6'4" • 261 LBS

COLLEGE: GEORGIA TECH • ACQUIRED: 1ST ROUND - 2010

NFL EXPERIENCE (NFL/TITANS): 8/8 • HOMETOWN: COATESVILLE, PA.

GAMES PLAYED/GAMES STARTED: 94/83 (PLAYOFFS: 0/0)



PRO: Derrick Morgan was drafted by the Titans with the 16th overall pick in the 2010 NFL Draft, and since then, he has become a consistent presence on the defense, first as a defensive end and more recently as a 3-4 outside linebacker. His 36.5 sacks from 2010–2016 led the Titans. Morgan combines with Brian Orakpo to make a formidable duo as the team's starting outside linebackers. The 6-foot-4-inch, 261-pounder put together the best season of his career in 2016, registering nine sacks, 56 quarterback pressures and 50 tackles. Morgan is an explosive defender equally adept at rushing the passer and stopping the run. The Georgia Tech product has a reputation as a gritty player with a non-stop motor, and he has the ability to play on either side of the defensive line or at outside linebacker.

CAREER HIGHLIGHTS:

- In 2016, tallied a team-leading 56 quarterback pressures. Morgan also recorded a career-high 9.0 sacks, which ranked second on the team and tied for ninth in the AFC.
- In 2015, Morgan recorded 4.5 sacks in the first four games of the season. Since 1982, Morgan's sack total tied for the fourth-best mark for the franchise in a season's first four games. However, Morgan later battled a shoulder injury and was limited to 10 games before being placed on injured reserve.
- In his first season at outside linebacker in 2014, Morgan led the team with 6.5 sacks and tied for the team lead and set career-best marks with 26 quarterback pressures and 13 tackles for loss. He also posted a career-high 82 tackles, nine passes defended and two forced fumbles.
- In 2013, Morgan finished second on the Titans with six sacks and eight quarterback pressures.
- In 2012, Morgan led the team with 6.5 sacks and 19 quarterback pressures, while also posting a career-high 66 tackles.
- In 2011, Morgan appeared in 15 games and led the team with 20 quarterback pressures. He also tallied 47 tackles, 2.5 sacks, three tackles for loss and two passes defended.
- As a rookie in 2010, saw action in four games and amassed 10 tackles and 1.5 sacks before being placed on season-ending injured reserve.
- In 2009, Morgan's junior year, he won Conference Defensive Player of the Year honors after leading the ACC with 12.5 sacks and finishing second in the conference with 18.5 tackles for loss.

TITANS TIDBITS:

- Morgan is a 2016 graduate of the University of Miami's Executive MBA for Artists and Athletes program.
- Morgan helped deliver his daughter at home in April 2015.
- Morgan changed his jersey number from 90 to 91 during the 2012 offseason. He is familiar with the number 91, having worn it during his three seasons at Georgia Tech. Former Titans defensive lineman Jason Jones wore 91 in Morgan's first two seasons with the club.
- Morgan credits his mother, Pamela Sweigart, as his primary role model in life. He also says that she should be credited with his football success, since, even as a single parent, she managed to take him to every practice and every game during his youth.

CAREER TRANSACTIONS:

- The Coatesville, Pa., native was selected by the Titans in the first round (16th overall) of the 2010 NFL Draft.

SEASON RECAPS:

2017 (3/3): Leads the team with two sacks. Ranks tied for ninth in franchise history with 38.5 sacks. Has led or tied for the team lead in

quarterback pressures twice in 2017 (vs. OAK, at JAX). Has tied for the team lead in sacks twice in 2017 (vs. OAK, at JAX). Has tied for the team lead in passes defended once in 2017 (at JAX).

- Against Oakland (9/10), started at outside linebacker and posted four tackles, a sack, a team-best five quarterback pressures and a team-high two stops for loss. Ended a Raiders' drive by sacking Derek Carr for a seven-yard loss on third-and-13 in the second quarter. Stuffed Marshawn Lynch for a two-yard loss on a third-and-two rush late in the fourth quarter.
- At Jacksonville (9/17), started at outside linebacker and collected four tackles, a sack, a stop for loss, four quarterback pressures and a pass defended. Batted down a pass intended for Ben Koyack in the first quarter. Combined with Kevin Byard to stonewall Leonard Fournette for no gain on a rush off left end in the second quarter. Ended a Jaguars' drive with dropping Blake Bortles for a five-yard sack on third-and-19 in the third quarter. The sack tied Morgan with former Titans defensive end Kyle Vanden Bosch (38.5) for ninth on the team's all-time sack list.
- Against Seattle (9/24), started at outside linebacker and notched three tackles and seven quarterback pressures.

2016 (15/15): Started 15 games at outside linebacker and ranked second on the squad and tied for ninth in the AFC with a career-best nine sacks. Led the squad with 56 quarterback pressures. Compiled 50 tackles, including four stops for loss and a pass defended. Was inactive for one contest. Led or tied for the team lead in sacks six times in 2016 (at MIA, vs. CLE, vs. IND, vs. JAX, at IND, vs. DEN). Led or tied for the team lead in quarterback pressures eight times in 2016 (vs. CLE, vs. IND, at SD, vs. GB, at IND, at CHI, at JAX, vs. HOU). Registered a career-high nine quarterback pressures at Indianapolis (11/20/16) and at Jacksonville (12/24/16).

- At Miami (10/9), started at outside linebacker and registered four tackles, including two sacks and two quarterback pressures. Dropped Ryan Tannehill for a seven-yard sack in the first quarter. Sacked Tannehill for a two-yard loss midway through the third quarter.
- Against Cleveland (10/16), started at outside linebacker and notched three tackles, including a sack and a team-best and career-high five quarterback pressures. Shot through the line and dropped Cody Kessler for a 10-yard sack late in the fourth quarter.
- Against Indianapolis (10/23), started at outside linebacker and collected four tackles, 1.5 sacks, three quarterback pressures and a tackle for loss. Dropped Andrew Luck for a six-yard sack late in the second quarter. Forced a Colts' field goal by combining with Karl Klug to sack Andrew Luck for a six-yard loss in the third quarter.
- Against Jacksonville (10/27), started at outside linebacker and posted a sack and a quarterback pressure. Ended a Jaguars' drive by dropping Blake Bortles for a six-yard sack on third-and-20, marking his fourth consecutive game with at least one sack.
- At San Diego (11/6), started at outside linebacker and tallied four tackles, including a stop for loss and a team-best four quarterback pressures. Stonewalled Melvin Gordon for a four-yard loss on a rush up the middle in the second quarter.
- Against Green Bay (11/13), started at outside linebacker and notched two tackles, including a sack and tied the team lead with four quarterback pressures. Sacked Aaron Rodgers for a nine-yard loss in the fourth quarter.
- At Indianapolis (11/20), started at outside linebacker and recorded four tackles, 1.5 sacks and a career-best nine quarterback pressures. Combined with Wesley Woodyard to stuff Frank Gore for no gain on a rush up the middle in the second stanza. Dropped Andrew Luck for a five-yard sack early in the third quarter. Halted a Colts' drive by stonewalling Gore for no gain on a third-and-one rush up the middle in the third quarter.

Teamed with Austin Johnson to sack Luck for a six-yard loss in the fourth quarter.

- Against Denver (12/11), started at outside linebacker and collected a tackle, a sack and three quarterback pressures. Ended the Broncos' first drive by sacking Trevor Siemian for a six-yard sack on third-and-one.
- At Jacksonville (12/24), started at outside linebacker and posted six tackles, including a stop for loss and a career-best-tying nine quarterback pressures. Stuffed Chris Ivory for a five-yard loss on a rush off right end in the third quarter.
- Against Houston (1/1), started at outside linebacker and registered seven tackles and a team-high eight quarterback pressures.

2015 (10/9): Played in 10 games with nine starts at outside linebacker and registered 34 tackles, 4.5 sacks, 13 quarterback pressures, six tackles for loss, two passes defended and a forced fumble. Was inactive for three games before being placed on injured reserve on Dec. 17, 2015. Led or tied for the team lead in sacks three times in 2015 (at TB, at CLE, vs. BUF). Tied for the team lead in quarterback pressures twice (vs. BUF, at HOU). Tied for the team lead in passes defended twice (vs. IND, at HOU). Tied a career-high with two sacks at Tampa Bay (9/13/15) and became the third player in the Titans era (1999–present) to reach 25 sacks with the club.

- At Tampa Bay (9/13), started at outside linebacker and tied a career-high with two sacks. Collected seven tackles, two quarterback pressures and two tackles for loss. Pushed a Bucs offensive lineman into Jameis Winston and notched a 14-yard sack in the third quarter. Dropped Winston for a two-yard sack in the third quarter.
- At Cleveland (9/20), started at outside linebacker and amassed seven tackles, including a sack, forced fumble and a stop for loss. Combined with Da'Norris Searcy to stop Duke Johnson for no gain on a rush off right guard in the third quarter. Halted a Cleveland drive by sacking Johnny Manziel and forcing a fumble that was recovered by the Browns on third-and-five on the final play of the third quarter.
- Against Indianapolis (9/27), started at outside linebacker and totaled a tackle, a quarterback pressure and a pass defended. Ended a Colts' drive by knocking down a third-and-four pass intended for Tyler Varga late in the third quarter.
- Against Buffalo (10/11), started at outside linebacker and posted three tackles, including 1.5 sacks, two quarterback pressures and a stop for loss. Halted a Bills' drive by teaming with Jurrell Casey to drop Tyrod Taylor for a five-yard sack on third-and-10 in the second quarter. Ended a Bills' drive by sacking Taylor for an 11-yard loss late in the fourth quarter.
- Against Atlanta (10/25), started at outside linebacker and amassed three tackles, including a stop for loss and two quarterback pressures. Stuffed Tevin Coleman for a one-yard loss on a rush off right tackle in the first quarter.
- At Houston (11/1), started at outside linebacker and registered three tackles, including three quarterback pressures and a pass defended. Batted down a pass intended for DeAndre Hopkins on the first play from scrimmage. Combined with DaQuan Jones to stop Alfred Blue for no gain on a rush off right tackle in the second quarter.

2014 (16/16): Started all 16 games at outside linebacker and led the team with 6.5 sacks. Tied for the team lead and set career-best marks with 26 quarterback pressures and 13 tackles for loss. Posted a career-high 82 tackles, nine passes defended and two forced fumbles. Led or tied for the team lead in tackles twice in 2014 (at PHI, at JAX). Led or tied for the team lead in quarterback pressures eight times in 2014 (at KC, vs. DAL, at IND, vs. CLE, vs. JAX, at WAS, at BAL, at JAX). Led or tied for the team lead in sacks five times in 2014 (at WAS, at BAL, at PHI, vs. NYJ, at JAX). Tied for the team lead in passes defended three times in 2014 (at KC, at BAL, at JAX).

- At Kansas City (9/7), started at outside linebacker and collected four tackles. Tied for the team lead with a career-high tying four quarterback pressures and two passes defended. Knocked down a pass intended for Travis Kelce in the second quarter. Batted down a pass intended for Donnie Avery in the final stanza.
- Against Dallas (9/14), started at outside linebacker and notched five solo tackles and a team-best two quarterback pressures. Stuffed DeMarco Murray for no gain on a rush off right tackle in the second quarter. Teamed with Wesley Woodyard to stop Murray for no gain on a rush off left guard in the third quarter. Stopped DeMarco Murray for no gain on a rush off right guard in the fourth quarter.
- Against Jacksonville (10/12), started at outside linebacker and totaled two tackles, a team-high four quarterback pressures and a pass defended. Batted down a pass intended for Cecil Shorts III on the final drive in the

fourth quarter.

- At Washington (10/19), started at outside linebacker and collected seven tackles, including a sack, a forced fumble, two quarterback pressures and two stops for loss. Strip-sacked Kirk Cousins and the fumble was recovered by Avery Williamson in the first quarter. Stonewalled Roy Helu for a three-yard loss on a short pass in the second quarter. Stuffed Roy Helu for a one-yard loss on a rush off right guard late in the fourth quarter.
- At Baltimore (11/9), started at outside linebacker and tallied five tackles, including a sack, a stop for loss, two quarterback pressures and a pass defended. Deflected a pass intended for Crockett Gillmore in the second stanza. Dropped Joe Flacco for an eight-yard sack on the final play of the first half.
- Against Pittsburgh (11/17), started at outside linebacker and notched five tackles, including a half sack and a pass defended. Teamed with Avery Williamson to sack Ben Roethlisberger for a one-yard loss in the second quarter.
- At Philadelphia (11/23), started at outside linebacker and led the team with a career-high 13 tackles, including a sack, three stops for loss and two quarterback pressures. Dropped LeSean McCoy for a one-yard loss on a rush off right end in the third stanza. Sacked Marck Sanchez for a two-yard loss in the fourth quarter. Stuffed Chris Polk for a two-yard loss on the third-and-five run late in the fourth quarter.
- At Houston (11/30), started at outside linebacker and notched six tackles, including two stops for loss and a quarterback pressure. Pounced on Ryan Fitzpatrick for a four-yard loss on a rush up the middle in the first quarter. Teamed with Avery Williamson to stop Damaria Johnson for a seven-yard loss on a reverse in the fourth quarter.
- Against N.Y. Jets (12/14), started at outside linebacker and collected six tackles, including a sack, a stop for loss and a quarterback pressure. Dropped Geno Smith for a nine-yard sack in the fourth quarter.
- At Jacksonville (12/18), started at outside linebacker and tied for the team lead with six tackles, including two sacks, a forced fumble, a stop for loss, a pass defended and a quarterback pressure. Came off the edge and strip-sacked Blake Bortles for a six-yard loss but the fumble was recovered by the Jaguars in the second quarter. Deflected a pass intended for Allen Hurns late in the second quarter. Ended a Jaguars' drive by dropping Bortles for a six-yard sack on third-and-10 in the fourth quarter.
- Against Indianapolis (12/28), started at outside linebacker and tallied seven tackles, including a team-high three stops for loss and a quarterback pressure. Stuffed Dan Herron for no gain on a rush off right tackle in the third quarter. Tackled Zurlon Tipton for no gain on a third-and-one rush in the fourth quarter. On the next play, stonewalled Tipton for a one-yard loss on a fourth-and-one rush. Nailed Tipton for no gain on a rush off right guard in the final stanza.

2013 (15/14): Played in 15 games with 14 starts at defensive end and ranked second on the team with six sacks and eight quarterback pressures. Registered 54 tackles, including three stops for loss, a pass defended, a forced fumble and a fumble recovery. Led or tied for the team lead in sacks five times in 2013 (at HOU, vs. JAX, vs. IND, at JAX, vs. HOU). Led or tied for the team lead in quarterback pressures six times in 2013 (at PIT, at HOU, vs. SD, vs. NYJ, vs. JAX, vs. IND).

- At Pittsburgh (9/8), started at defensive end and tallied four tackles, including a sack and two quarterback pressures. Dropped Ben Roethlisberger for a five-yard sack on the final play of the first half.
- At Houston (9/15), started at defensive end and compiled four tackles, including a sack, a stop for loss and a quarterback pressure. Stonewalled Arian Foster for a three-yard loss on a rush off left tackle in the third quarter. Dropped Matt Schaub for a seven-yard sack in the fourth quarter.
- Against N.Y. Jets (9/29), started at defensive end and posted four tackles, including a stop for loss and two quarterback pressures. Combined with Michael Griffin to stonewall Alex Green for a two-yard loss on a fourth-and-one toss in the fourth quarter.
- At St. Louis (11/3), started at defensive end and collected two tackles and a fumble recovery. Recovered a Kellen Clemens fumble at the Rams' 19-yard line after a Jurrell Casey strip-sack in the fourth quarter.
- Against Jacksonville (11/10), started at defensive end and notched eight tackles, a sack, a tackle for loss and a quarterback pressure. Stuffed Maurice Jones-Drew for no gain on a rush up the middle in the second quarter. Teamed with Sammie Hill to stuff Jones-Drew for a two-yard loss on a carry off left tackle in the second quarter. Halted a Jaguars' drive by dropping Chad Henne for a nine-yard sack on third-and-six in the fourth quarter. Combined with Michael Griffin to stuff Jones-Drew for a two-yard loss on a rush off right end in the fourth quarter.
- Against Indianapolis (11/14), started at defensive end and compiled five

tackles, including a sack and a quarterback pressure. Forced the Colts to settle for a field goal by dropping Andrew Luck for a three-yard sack on third-and-five late in the second quarter.

- At Indianapolis (12/1), started at defensive end and amassed three tackles and a forced fumble. During a Jurrell Casey sack forced an Andrew Luck fumble but the ball was recovered by the Colts in the second quarter.
- At Jacksonville (12/22), started at defensive end and tied for the team lead with a career-high nine tackles, including a sack. Sacked Chad Henne for a seven-yard loss in the third quarter.
- Against Houston (12/29), started at defensive end and tallied four tackles, including a sack. Dropped Matt Schaub for a six-yard sack in the fourth quarter.

2012 (16/16): Started all 16 games at defensive end for the first time in his career. Led the team with 6.5 sacks and 19 quarterback pressures. Also posted a career-high 66 tackles, five tackles for loss, five passes defended, a forced fumble and a fumble recovery. Tied a career-best with eight tackles against New England (9/9/12). Led or tied for the team lead in sacks three times in 2012 (at SD, vs. PIT, vs. JAX). Led or tied for the team lead in quarterback pressures seven times in 2012 (vs. DET, vs. PIT, vs. CHI, at MIA, at JAX, vs. NYJ, at GB). Tied for the team lead in passes defended once in 2012 (at BUF).

- Against New England (9/9), started at defensive end and tied a career-high with eight tackles, including a stop for loss. Stopped Stevan Ridley for a one-yard loss on a rush off right end early in the third quarter. Stuffed Brandon Bolden for no gain on a rush off left tackle late in the fourth quarter.
- At San Diego (9/16), started at defensive end and totaled five tackles, including a sack, a tackle for loss and a quarterback pressure. Teamed with Robert Johnson to stop Curtis Brinkley for a third-yard loss on a rush off right end in the first stanza. Stopped Eddie Royal for a two-yard loss on a short pass in the second quarter. Ended a Chargers' drive by sacking Philip Rivers for a five-yard loss on third-and-four late in the second quarter.
- Against Pittsburgh (10/11), started at defensive end and posted two tackles, including a sack, a stop for loss, two quarterback pressures and a pass defended. Knocked down a pass intended for Antonio Brown in the second quarter. Ended a Steelers' drive by sacking Ben Roethlisberger for a seven-yard loss on third-and-six in the second quarter. Teamed with Kamerion Wimbley to stop Baron Batch for no gain on a rush up the middle early in the fourth quarter. Stonewalled Batch for a one-yard loss on a rush up the middle in the fourth quarter.
- At Buffalo (10/21), started at defensive end and posted five tackles, a fumble recovery and a pass defended. Teamed with Kamerion Wimbley to stuff C.J. Spiller for a three-yard loss on a rush off right guard in the second stanza. Batted down a pass intended for Fred Jackson in the second quarter. Pounced on a fumble at the Buffalo 32-yard line after Kamerion Wimbley came off the edge and strip-sacked Ryan Fitzpatrick early in the third quarter. Helped get the Titans' offense the ball back late in the fourth quarter by pressuring Ryan Fitzpatrick on a third-and-seven pass that was then intercepted by Jason McCourty along the sideline.
- Against Indianapolis (10/28), started at defensive end and tallied two tackles, a half sack, a forced fumble, a quarterback pressure and a pass defended. Batted down a pass intended for Reggie Wayne at the line of scrimmage in the second quarter. Combined with Kamerion Wimbley to drop Andrew Luck for a four-yard sack and forced a fumble that was recovered by the Colts in the second quarter.
- At Miami (11/11), started at defensive end and recorded three tackles, a team-best four quarterback pressures, a tackle for loss and a pass defended. Stonewalled Reggie Bush for a three-yard loss on a rush off right tackle in the first quarter. Batted down a pass at the line of scrimmage that was intended for Lamar Miller in the second quarter.
- At Indianapolis (12/9), started at defensive end and tallied three tackles, including a sack. Halted a Colts' drive by dropping Andrew Luck for a eight-yard sack on third-and-seven in the second quarter.
- Against N.Y. Jets (12/17), started at defensive end and registered four tackles, including a sack and two quarterback pressures. Sacked Mark Sanchez for a seven-yard loss in the second quarter.
- Against Jacksonville (12/30), started at defensive end and recorded three tackles, including two sacks. Stonewalled Keith Toston for no gain on a Wildcat run in the first quarter. Combined with Kamerion Wimbley to sack Chad Henne for a seven-yard loss in the second quarter. Ended a Jaguars' drive by sacking Chad Henne for a six-yard loss on third-and-five late in the second quarter. Halted a Jaguars' drive by teaming with Akeem Ayers to drop Chad Henne for a six-yard sack on third-and-12 in the fourth quarter.

2011 (15/10): Appeared in 15 games with 10 starts and led the team with 20 quarterback pressures. Added 47 tackles, 2.5 sacks, three tackles for loss and two passes defended. Tied for the team lead in tackles once in 2011 (at IND). Tied for the team lead in sacks twice in 2011 (vs. BAL, at CLE). Led or tied for the team lead in quarterback pressures six times in 2011 (at PIT, vs. IND, vs. CIN, at BUF, vs. NO, vs. JAX). Made his first career start against Indianapolis (10/30/11). Was inactive for the season opener at Jacksonville (9/11).

- Against Baltimore (9/18), returned to the lineup as a reserve defensive end and tallied three tackles, a sack and two quarterback pressures. Dropped Joe Flacco for a five-yard sack on the final play of the game.
- Against Denver (9/25), played in a reserve role at defensive end and notched three tackles, including a stop for loss and a quarterback pressure. Completed a four-play goalline stand by stuffing Willis McGahee for a one-yard loss on a fourth-and-one rush in the final stanza.
- At Cleveland (10/2), played in a reserve role at defensive end and collected three solo tackles, including a sack and a quarterback pressure. Dropped Colt McCoy for a sack late in the fourth quarter.
- Against Indianapolis (10/30), made his first career start at defensive end and posted four tackles, three quarterback pressures and a pass defended. Batted down a pass intended for Pierre Garcon at the line of scrimmage late in the fourth quarter.
- Against Cincinnati (11/6), started at defensive end and notched three tackles, including a stop for loss and a team-best three quarterback pressures. Dropped Cedric Benson for a one-yard loss on a rush off right guard early in the third quarter.
- At Indianapolis (12/18), started at defensive end and tied for the team lead with eight tackles.
- Against Jacksonville (12/24), started at defensive end and totaled seven tackles, a team-best three quarterback pressures, a stop for loss and a pass defended. Stuffed Maurice Jones-Drew for a three-yard loss on a rush off right tackle in the first quarter. Batted down a pass intended for Jarett Dilliard at the line of scrimmage in the second quarter.
- At Houston (1/1), started at defensive end and collected three tackles, including a half sack and a quarterback pressure. Teamed with Jurrell Casey to drop T.J. Yates for a five-yard sack on the Texans' first play from scrimmage.

2010 (4/0): Appeared in four games as a reserve defensive end and collected 10 tackles and 1.5 sacks. Placed on injured reserve on Oct. 5, 2010 with a knee injury. Collected his first career sack in his first career game against Oakland (9/12/10). Tied for the team lead in sacks once in 2010 (vs. OAK).

- Against Oakland (9/12), played in a reserve role at defensive end in his first NFL contest and posted a sack and a pass defended. Registered his first career sack by dropping Jason Campbell for an eight-yard loss in the first quarter. Batted down a pass intended for Darren McFadden in the fourth quarter.
- Against Pittsburgh (9/19), played in a reserve role at defensive end and collected five tackles, including a half sack. Halted a Steelers' drive by combining with Tony Brown to sack Charlie Batch for a five-yard loss on third-and-15 in the third quarter.
- Against Denver (10/3), played in a reserve role at defensive end before leaving the game in the second quarter with an injury.

COLLEGE:

- In three seasons at Georgia Tech, Morgan totaled 115 tackles, 19.5 sacks, 29.5 tackles for loss, five passes defended, six fumble recoveries and two forced fumbles in 39 games. He played in 12 games as a reserve defensive end during his freshman season and then started all 27 of the team's games during his sophomore and junior seasons at left defensive end. His 19.5 sacks ranked seventh in Georgia Tech history.
- As a junior (2009), named the ACC Defensive Player of the Year after leading the conference (eighth in nation) with 12.5 sacks, which tied for fourth on school's single-season record list. During his team's ACC Championship season, his career-best 55 tackles ranked fifth on the squad. With 18.5 tackles for losses, he ranked second in the ACC and also tied for seventh on Tech's annual record chart. He added one pass defended, two fumble recoveries and two forced fumbles in 14 games. Earned first-team All-American honors from The NFL Draft Report, Associated Press and American Football Coaches Association, and added second-team honors from Walter Camp, *Sports Illustrated* and *The Sporting News*.
- As a sophomore (2008), started all 13 games and ranked second on the team (eighth in ACC) with seven sacks. Also led the team's defensive linemen with 51 tackles and added 9.5 tackles for loss, three passes

DERRICK MORGAN'S GAME-BY-GAME CONT.

2016 Tennessee Titans

Date	Opp	W/L	P/S	Tot	Solo	Asst	Sk	- Yds	QBP	TFL	Int-	Yds	-TD	PD	FF	FR-	Yds	SpT	
Sept 11	Min	L	S	4	2	2	0.0	0.0	0	0	0	0	0	0	0	0	0	0	0
Sept 18	@ Det	W	IA																
Sept 25	Oak	L	S	2	2	0	0.0	0.0	0	0	0	0	0	0	0	0	0	0	0
Oct 2	@ Hou	L	S	0	0	0	0.0	0.0	3	0	0	0	0	0	0	0	0	0	0
Oct 9	@ Mia	W	S	4	4	0	2.0	9.0	2	0	0	0	0	0	0	0	0	0	0
Oct 16	Cle	W	S	3	2	1	1.0	10.0	5	0	0	0	0	0	0	0	0	0	0
Oct 23	Ind	L	S	4	2	2	1.5	9.0	3	1	0	0	0	0	0	0	0	0	0
Oct 27	Jax	W	S	1	1	0	1.0	6.0	1	0	0	0	0	0	0	0	0	0	0
Nov 6	@ SD	L	S	4	2	2	0.0	0.0	4	1	0	0	0	0	0	0	0	0	0
Nov 13	GB	W	S	2	2	0	1.0	9.0	4	0	0	0	0	0	0	0	0	0	0
Nov 20	@ Ind	L	S	4	2	2	1.5	8.0	9	0	0	0	0	0	0	0	0	0	0
Nov 27	@ Chi	W	S	2	2	0	0.0	0.0	3	1	0	0	0	1	0	0	0	0	0
Dec 11	Den	W	S	1	1	0	1.0	6.0	3	0	0	0	0	0	0	0	0	0	0
Dec 18	@ KC	W	S	6	1	5	0.0	0.0	2	0	0	0	0	0	0	0	0	0	0
Dec 24	@ Jax	L	S	6	2	4	0.0	0.0	9	1	0	0	0	0	0	0	0	0	0
Jan 1	Hou	W	S	7	4	3	0.0	0.0	8	0	0	0	0	0	0	0	0	0	0
Totals				9-7	15/15	50	29	21	9.0	57.0	56	4	0	0	1	0	0	0	0

2017 Tennessee Titans

Date	Opp	W/L	P/S	Tot	Solo	Asst	Sk	- Yds	QBP	TFL	Int-	Yds	-TD	PD	FF	FR-	Yds	SpT	
Sept 10	Oak	L	S	4	3	1	1.0	7.0	5	2	0	0	0	0	0	0	0	0	0
Sept 17	@ Jax	W	S	4	3	1	1.0	5.0	4	1	0	0	0	1	0	0	0	0	0
Sept 24	Sea	W	S	3	1	2	0.0	0.0	7	0	0	0	0	0	0	0	0	0	0
Oct 1	@ Hou																		
Oct 8	@ Mia																		
Oct 16	Ind																		
Oct 22	@ Cle																		
Nov 5	Bal																		
Nov 12	Cin																		
Nov 16	@ Pit																		
Nov 26	@ Ind																		
Dec 3	Hou																		
Dec 10	@ Ari																		
Dec 17	@ SF																		
Dec 24	LAR																		
Dec 31	Jax																		
Totals				2-1	3/3	11	7	4	2.0	12.0	16	3	0	0	0	1	0	0	0

DERRICK MORGAN'S NFL STATISTICS

REGULAR SEASON		TACKLES								INTERCEPTIONS					FUMBLES				
Year	Team	GP	GS	Tot	Solo	Asst	Sk	Yds	QBP	TFL	No	Yds	Lg	TD	PD	FF	FR	Yds	SpT
2010	Tennessee	4	0	10	6	4	1.5	10.5	1	0	0	0	0	1	0	0	0	0	0
2011	Tennessee	15	10	47	23	24	2.5	8.5	20	3	0	0	0	2	0	0	0	0	0
2012	Tennessee	16	16	66	35	31	6.5	42.5	19	5	0	0	0	5	1	1	0	0	0
2013	Tennessee	15	14	54	31	23	6.0	37.0	8	3	0	0	0	1	1	1	0	0	0
2014	Tennessee	16	16	82	52	30	6.5	35.5	27	13	0	0	0	9	2	0	0	0	0
2015	Tennessee	10	9	34	20	14	4.5	33.5	13	6	0	0	0	2	1	0	0	0	0
2016	Tennessee	15	15	50	29	21	9.0	57.0	56	4	0	0	0	1	0	0	0	0	0
2017	Tennessee	3	3	11	7	4	2.0	12.0	16	3	0	0	0	1	0	0	0	0	0
NFL Totals		94	83	354	203	151	38.5	236.5	160	37	0	0	0	0	22	5	2	0	0

Single-Game Highs

Tackles - 13 at Philadelphia (11/23/14)
 Sacks - 2 (Four times, last at Miami 10/9/16)
 Quarterback Pressures - 9 (Twice, last at Jacksonville (12/24/16))

Fumble Recovery - 1 at Buffalo (10/21/12)
 Forced Fumble - 1 (Four times, last at Jacksonville 12/18/14)
 Tackles For Loss - 3 (Twice, last vs. Indianapolis 12/28/14)



29 DeMARCO MURRAY

RUNNING BACK • 6'1" • 220 LBS • COLLEGE: OKLAHOMA
ACQUIRED: TRADE (PHI) - 2016 • NFL EXPERIENCE (NFL/TITANS): 7/2
HOMETOWN: LAS VEGAS, NEV.
GAMES PLAYED/GAMES STARTED: 87/74 (PLAYOFFS: 2/2)



Pro Bowl: 2013, 2014, 2016

PRO: Early in the 2016 offseason, the Titans acquired running back DeMarco Murray in a trade with the Philadelphia Eagles. The 6-foot-1-inch, 220-pounder brings stability and veteran leadership to the Titans' running back corps. A three-time Pro Bowler, Murray is known for his physical, downhill running style, but he is also a skilled pass catcher out of the backfield. He started all 16 games at running back in his first season with the Titans, and led the AFC and ranked third in the NFL with 1,287 rushing yards. The University of Oklahoma product enjoyed a stellar 2014, capturing the NFL's rushing title and earning NFL Offensive Player of the Year honors. A former third-round draft choice of Dallas in 2011, Murray spent his first four seasons with the Cowboys before joining the Philadelphia Eagles for the 2015 campaign.

CAREER HIGHLIGHTS:

- In 2016, Murray was named to his third career Pro Bowl after ranking third in the NFL with 1,287 rushing yards and finishing fourth in the NFL with 1,664 yards from scrimmage.
- Murray earned the 2014 NFL rushing title after leading the league and setting Cowboys franchise records in rushing yards (1,845) and scrimmage yards (2,261). His 1,845 yards were 484 more than the next closest rusher (Pittsburgh running back Le'Veon Bell).
- Murray set an NFL record by rushing for 100-plus yards in each of the Cowboys first eight games in 2014, breaking Hall of Famer Jim Brown's previous record of six-consecutive games to start a season set in 1958.
- In 2014, Murray became the fastest player in Dallas history and fifth-fastest player in league annals to reach the 1,000-yard mark, doing so in just eight games.
- Murray garnered Pro Bowl honors in 2013 after completing his first-career 1,000-yard campaign, totaling 1,121 yards and nine touchdowns.
- As a rookie in 2011, Murray rushed for a Dallas Cowboys franchise record 253 yards against St. Louis (10/23/11), the ninth-highest single-game total in NFL history and the second-most by a rookie back.

TITANS TIDBITS:

- He started the DeMarco Murray Foundation with the mission to provide families with seriously and chronically ill children with daily encouragement and life changing experiences. More information is available at DeMarcoMurray.com.
- Murray hosted his first youth football camp in Middle Tennessee in June 2016, welcoming 150 players to the two-day event at D1 Sports Training in Franklin. He hosted the same camp this past offseason.
- Murray led his high school basketball team to a 2005 state title. He was considered a top-30 basketball recruit in the state as well.

CAREER TRANSACTIONS:

- The Las Vegas, Nev., native was originally selected by the Dallas Cowboys in the third round (71st overall) the 2011 NFL Draft.
- Signed by the Philadelphia Eagles as an unrestricted free agent on March 12, 2015.
- Traded from the Philadelphia Eagles along with their 2016 fourth-round selection to the Titans for their 2016 fourth-round selection.

SEASON RECAPS:

2017 (3/3 - Tennessee): Leads the team with 184 rushing yards. Has led the team in rushing yards twice in 2017 (vs. OAK, vs. SEA).

- Against Oakland (9/10), started at running back and carried the ball 12 times for a team-best 44 rushing yards. Hauled in two receptions for 16 yards out of the backfield. Set up the Titans' second field goal with a

21-yard run up the middle in the third quarter.

- At Jacksonville (9/17), started at running back and carried the ball nine times for 25 yards while registering one catch for three yards.
- Against Seattle (9/24), started at running back and led the team with 115 rushing yards on 14 carries with a touchdown. Caught one pass for five yards. Gave the Titans a 30-14 advantage with a 75-yard touchdown jaunt off left end late in the third quarter.

2016 (16/16 - Tennessee): Named to the Pro Bowl. Started all 16 games at running back in his first season with the Titans and led the AFC and ranked third in the NFL with 1,287 rushing yards. Ranked second in the AFC and fourth in the NFL with 1,664 yards from scrimmage. Led the team, tied for third in the AFC and tied for ninth in the NFL with 12 total touchdowns. Ranked second in the AFC and fourth in the NFL with 84 first downs. Ranked third on the team with 53 receptions. Has rushed for 100 or more yards 26 times (including the playoffs) in his career and five times in 2016 (vs. OAK, at MIA, vs. IND, vs. JAX, vs. GB). Led the team in rushing yards 14 times in 2016 (vs. MIN, at DET, vs. OAK, at HOU, at MIA, vs. CLE, vs. IND, vs. JAX, at SD, vs. GB, at IND, vs. DEN, at KC, at JAX). Led or tied for the team lead in receptions five times in 2016 (at DET, vs. OAK, at MIA, at SD, at CHI). Recorded a career-best two receiving touchdowns against Minnesota (9/11/16).

- Against Minnesota (9/11), made his Titans debut as the starter at running back and led the team with 42 rushing yards on 13 carries. Hauled in five receptions for 35 yards and a career-high two receiving touchdowns. Extended the Titans' lead to 10-0 by hauling in a pass and flipping into the end zone for a six-yard touchdown with 41 seconds remaining in the first half. Concluded the Titans scoring with a four-yard touchdown catch with less than a minute remaining in the fourth quarter.
- At Detroit (9/18), started at running back and led the team with 89 rushing yards on 12 carries. Led the team with seven receptions for 56 yards. Murray's 145 scrimmage yards were the most by a Titans running back since Chris Johnson totaled 170 scrimmage yards (150 rushing, 20 receiving) at St. Louis on Nov. 3, 2013. Flipped field position with a 67-yard run up the middle to the Lions' 26-yard line in the second quarter.
- Against Oakland (9/25), started at running back and led the team with 114 rushing yards on 16 carries with a touchdown. Led the team with five catches for 41 yards. It was his 22nd career 100-yard rushing game and first with the Titans. Kickstarted the Titans' touchdown drive with a 36-yard jaunt off left end in the third quarter. Cut the Raiders' lead to 17-10 with a five-yard touchdown run with 5:51 left to play in the third quarter.
- At Houston (10/2), started at running back and led the team with 95 rushing yards on 25 carries with two touchdowns. Grabbed two passes for 24 yards. Cut the Texans' lead to 17-10 with a two-yard touchdown plunge with 11:21 remaining in the second quarter. Evened the score at 17-17 with a one-yard touchdown run on third-and-one with 2:28 left to play in the first half.
- At Miami (10/9), started at running back and carried the ball 27 times for a team-best 121 rushing yards. Tied for the team lead with five catches for 16 yards.
- Against Cleveland (10/16), started at running back and carried the ball 21 times for a team-best 65 rushing yards with a touchdown. Extended the Titans' lead to 21-13 with a three-yard touchdown plunge with 9:33 left to play in the third quarter.
- Against Indianapolis (10/23), started at running back and led the team with 107 rushing yards on 25 carries with a touchdown. Hauled in three catches for 20 yards. Cut the Colts lead to 17-13 with a one-yard touchdown plunge with 34 seconds remaining in the first half.
- Against Jacksonville (10/27), started at running back and led the team

with 123 rushing yards on 21 carries with a touchdown. Hauled in one reception for five yards. Gave the Titans a 24-0 lead by reversing field and scoring on a 14-yard run off left end with 7:09 left to play in the first half.

- At San Diego (11/6), started at running back and carried the ball 14 times for 51 yards with a touchdown. Led the team with seven receptions for 29 yards. Capped the Titans' scoring with an extra-effort, one-yard touchdown plunge with less than three minutes left to play in the game.

- Against Green Bay (11/13), started at running back and led the team with 123 rushing yards on 17 carries, including a 75-yard score. Collected his first career touchdown pass and hauled in two receptions for 33 yards. Gave the Titans an early 7-0 lead with a 75-yard touchdown jaunt off left tackle on the Titans' first play from scrimmage. With his 75-yard touchdown run tied Earl Campbell's franchise record, set in 1979, of five consecutive games with a rushing touchdown. Gave the Titans a 14-0 lead by registering his first career pass, a 10-yard touchdown toss to Delanie Walker with 6:58 remaining in the first quarter. Scored a touchdown on a 75-yard run and added his first career touchdown pass, becoming the first Titans non-quarterback since Earl Campbell in 1980 (Sept. 7 at Pittsburgh) to rush for a touchdown and pass for a touchdown in the same game.

- At Indianapolis (11/20), started at running back and led the team with 70 rushing yards on 21 carries. Pulled in three receptions for nine yards with a touchdown. Reached the 1,000-yard rushing mark for the third time in his six-year career and for the first time as a member of the Titans. Cut the Colts' lead to 21-7 with a leaping, three-yard touchdown reception on third-and-goal with 20 seconds remaining in the first half. Became the second player in franchise history to record at least one touchdown in six consecutive games, joining Bill Groman, who had eight straight games with a touchdown in 1961.

- Against Denver (12/11), started at running back and led the team with 92 rushing yards on 21 carries with a touchdown. Gave the Titans an early 7-0 lead with a one-yard touchdown plunge on a third-and-goal rush off left tackle.

- At Kansas City (12/18), started at running back and led the team with 89 rushing yards on 18 carries. Hauled in five receptions for 52 yards out of the backfield.

2015 (15/8 - Philadelphia): Played in 15 games with eight starts for the Eagles. Amassed a team-best 702 rushing yards on 193 carries with six touchdowns. Collected 44 receptions for 322 yards with a touchdown.

- At Atlanta (9/14), scored two touchdowns (one rushing, one receiving) in his Eagles debut.

- Against New Orleans (10/11), led the team with 83 rushing yards and seven receptions, while amassing 120 yards of total offense. Also scored on a four-yard run.

- Against N.Y. Giants (10/19), posted 112 yards rushing on 21 carries and collected a 12-yard touchdown run.

- At Dallas (11/8), registered 161 total yards of offense (83 rushing, 78 receiving), including a one-yard touchdown run and a career-long 44-yard catch.

2014 (16/16, 2/2 - Dallas): Garnered 2014 NFL Offensive Player of the Year, first-team AP All-Pro and Pro Bowl honors after leading the league with 1,845 rushing yards and 2,261 scrimmage yards. Became the first Cowboys running back to lead the league in rushing since Emmitt Smith in 1995. His 12 games of 100-plus yards was tied for the second-highest total in NFL history. Earned NFC Offensive Player of the Month honors in both September and October, becoming just the third running back (Smith in 1992 and Barry Sanders in 1997) to accomplish the feat in consecutive months. Was named the FedEx Ground Player of the Week five times, the highest total in the NFL in 2014. Tied for the league lead with 13 rushing scores and added 57 catches for 416 yards (7.3 avg.) out of the backfield.

- Against San Francisco (9/7), rushed for his eighth-career 100-yard game (118) on 22 carries with a touchdown. Also became the first player to hit 100 yards against the 49ers in San Francisco's previous 17 games.

- At Tennessee (9/14), notched 115 first-half rushing yards, the most in the first half in his career and the fourth-most by a Cowboy in a half since 1991, while finishing the contest with 167 yards a touchdown.

- Against New Orleans (9/28), became only the fourth running back in NFL history to open the season with at least 100 yards rushing and a touchdown in each of the first four games of a season after rushing for 149 yards and two touchdowns. Also became the 12th player in team history with 20 career rushing touchdowns.

- At Seattle (10/12), joined Jim Brown (1958) as the only players in NFL history to rush for 100 yards in each of the first six games of a season with 115 yards and a touchdown on 29 carries.

- Against N.Y. Giants (10/19), rushed for 128 yards and a touchdown, becoming the first player in league history to break the 100-yard mark in each of the first seven games of a season.

- Against Washington (10/27), became the first player in NFL history with eight straight 100-yard outings to open a season after tallying 141 yards on 19 carries. Also became the fastest Cowboy to reach 1,000 yards in a season and tied for the fifth-fastest in NFL history. Additionally, set a career high with 80 receiving yards, including a then-career-long reception of 34 yards, and his second-best scrimmage-yard total (221).

- At N.Y. Giants (11/23), notched his 10th 100-yard rushing game of the season, totaling 121 yards on 24 carries while becoming the seventh Cowboy in team history to reach 4,000 career rushing yards.

- At Chicago (12/4), rushed a career-high 32 times for a season-high 179 yards and one touchdown. Also led the team with a career-high nine receptions and his 41 touches rank second in Cowboys single-game history.

- At Washington (12/28), eclipsed the 100-yard mark for the 12th time in 2014, rushing for 100 yards and a touchdown. The touchdown marked his 13th rushing score of the year, which tied for fifth in team history and also tied for the NFL lead (Seattle RB Marshawn Lynch).

- In the Divisional Playoff round at Green Bay (1/11), rushed for 123 yards and a touchdown on 25 carries. His 123 yards ranked ninth in Cowboys single-game playoff history and he became the first Cowboy since Smith in 1995-96 to rush for a touchdown in consecutive playoff games.

2013 (14/14 - Dallas): Was named to the Pro Bowl for the first time in his career, finishing the season with 1,121 yards and nine touchdowns on 217 carries (5.2 avg.), while adding 53 catches for 350 yards and a touchdown.

- Against St. Louis (9/22), rushed for 175 yards and a touchdown in a win.
- At New Orleans (11/10), tallied 89 yards and a touchdown on 16 carries.

- Against Oakland (11/28), recorded his first-career multi-touchdown game in a Thanksgiving Day win, becoming the first Cowboy since Julius Jones in 2004 to record three rushing touchdowns in a game.

- At Chicago (12/9), registered his second 100-yard contest of the season, leading the team with 146 yards rushing.

- At Green Bay (12/15), scored one touchdown and rushed for 134 yards on 18 carries for his second-consecutive 100-yard game.

- At Washington (12/22), corralled the first receiving touchdown of his career - a game-winner. Also added 96 yards and a touchdown on the ground.

2012 (10/10 - Dallas): Led the Cowboys in all rushing categories with 663 yards and four touchdowns on 161 carries over 10 games.

- At N.Y. Giants (9/5), opened the season with a game-high 131 rushing yards on 20 carries.

- Against Philadelphia (12/2), carried 23 times for 83 yards and a touchdown in his first game back following a foot injury.

- Recorded a touchdown in three-consecutive games: against Philadelphia (12/2), at Cincinnati (12/9) and against Pittsburgh (12/16).

2011 (13/7 - Dallas): Appeared in 13 games with seven starts as a rookie, and lead the team with 897 rushing yards and 164 carries. His 5.5 yards-per-carry average was tops among NFL running backs with at least 150 carries.

- Earned PFWA All-Rookie Team honors and was also named the NFL's Offensive Rookie of the Month in November.

- Rushed for 139 yards against Seattle (11/6) and 135 yards and a touchdown against Buffalo (11/13), capping a four-game span in which he rushed for 601 yards - the most ever by a Cowboy over a four-game stretch and tied for fifth all-time among NFL rookies over the period.

- Against St. Louis (10/23), established a single-game Cowboys rushing record with his 253-yard performance. Scored his first-career touchdown on a 91-yard run, the longest first-career touchdown run since the league merger in 1970.

COLLEGE:

- Finished his Oklahoma career as the school's career all-purpose yardage leader (6,718) and also owns the Sooners record for career touchdowns (65) and career receiving yards by a running back (1,571).

- Was just the second player in Oklahoma history to surpass 1,000 yards in three categories with 3,685 rushing yards, 1,571 receiving yards and 1,462 kick return yards.

- Ranks sixth in school history with 3,685 total rushing yards over his four-year career.

- As a senior (2010), was a consensus first-team All-Big 12 selection and Sports Illustrated honorable mention All-America honoree. Started all 14 games and tallied 1,214 yards and 15 touchdowns, while adding 71 catches for 594 yards and five touchdowns
- His 2,057 all-purpose yards as a senior rank fourth in school history and he became the first player to record two 2,000-yard seasons during his Oklahoma career.
- As a junior (2009), was named second-team All-Big 12 by the league's coaches and earned honorable mention all-conference honors from the AP after finishing second on the team in both rushing (705 yards and eight touchdowns) and receiving (41 catches for 522 yards and four touchdowns).
- As a sophomore (2008), set the Oklahoma record for single-season all-purpose yards with 2,171 total yards, helping pace an offense that led the Sooners to the BCS National Title Game.
- Earned first-team All-Big 12 honors from the conference's coaches and second-team honors from the AP in 2008, leading the team in rushing (1,002 yards) as well as kick returns with 774 yards, the second-highest total in school history.
- As a redshirt freshman (2007), garnered Freshman All-America honors from Rivals.com and was an honorable mention All-Big 12 selection after tying the Oklahoma freshman record of 15 touchdowns previously held solely by Adrian Peterson.
- Set an Sooners record with five touchdowns in his debut game vs. North Texas (9/1/07).
- Redshirted in 2006.
- Was a four-time Academic All-Big 12 honoree during his career.
- Graduated from Oklahoma with a degree in communications and a double minor in business and African American studies.
- Was an all-conference selection in each of his final three prep years.
- Also recorded 64 tackles, three sacks and two interceptions while playing defensive back at Bishop Gorman.
- Helped lead Bishop Gorman to a 2005 Nevada state title.
- Follow Murray on Twitter and Instagram at @DeMarcoMurray.
- Born DeMarco Murray on Feb. 12, 1988 in Las Vegas, Nev.

PERSONAL:

- DeMarco and his wife, Heidi, have a daughter, Savanna June Murray, and a son, Parker Ray Murray.
- Attended Bishop Gorman (Las Vegas, Nev.) High School. Earned all-state honors and was named the 2005 Sunset Region Offensive Player of the Year as a senior after rushing for 1,947 yards with 27 touchdowns and catching 22 passes for 724 yards with seven touchdowns.

DeMARCO MURRAY'S NFL STATISTICS

REGULAR SEASON

		REGULAR SEASON		RUSHING					RECEIVING				
Year	Team	GP	GS	No	Yds	Avg	Lg	TD	Att	Yds	Avg	Lg	TD
2011	Dallas	13	7	164	897	5.5	91t	2	26	183	7.0	18	0
2012	Dallas	10	10	161	663	4.1	48	4	35	251	7.2	22	0
2013	Dallas	14	14	217	1,121	5.2	43	9	53	350	6.6	22	1
2014	Dallas	16	16	392	1,845	4.7	51	13	57	416	7.3	34	0
2015	Philadelphia	15	8	193	702	3.6	54t	6	44	322	7.3	44	1
2016	Tennessee	16	16	293	1,287	4.4	75t	9	53	377	7.1	35	3
2017	Tennessee	3	3	35	184	5.3	75t	1	4	24	6.0	12	0
NFL Totals		87	74	1,455	6,699	4.6	91t	44	272	1,923	7.1	44	5

PLAYOFFS

		PLAYOFFS		RUSHING					RECEIVING				
Year	Team	GP	GS	No	Yds	Avg	Lg	TD	Att	Yds	Avg	Lg	TD
2014	Dallas	2	2	44	198	4.5	30	2	4	27	6.8	13	0
NFL Totals		2	2	44	198	4.5	30	2	4	27	6.8	13	0

Single-Game Highs

Rushing Attempts - 32 at Chicago (12/4/14)
 Rushing Yards - 253 vs. St. Louis (10/23/11)
 Long Rush - 91t vs. St. Louis (10/23/11)
 Rushing Touchdowns - 3 vs. Oakland (11/28/13)
 Receptions - 9 at Chicago (12/4/14)
 Receiving Yards - 80 vs. Washington (10/27/14)
 Long Reception - 44 at Dallas (11/8/15)
 Receiving Touchdown - 2 vs. Minnesota (9/11/16)

Playoff Single-Game Highs

Rushing Attempts - 25 at Green Bay (1/11/15)
 Rushing Yards - 123 at Green Bay (1/11/15)
 Long Rush - 30 at Green Bay (1/11/15)
 Rushing Touchdowns - 1 (Twice, last at Green Bay 1/11/15)
 Receptions - 3 vs. Detroit (1/4/15)
 Receiving Yards - 22 vs. Detroit (1/4/15)
 Long Reception - 13 vs. Detroit (1/4/15)

Additional Statistics

Passing - 10-yard touchdown pass to Delanie Walker (vs. Green Bay, 11/13/16)
 Kickoff Returns - 2 for 36 yards, 22 long (2011)
 Fumble Recovery - 1 (2016)



98 BRIAN ORAKPO

OUTSIDE LINEBACKER • 6'4" • 257 LBS • COLLEGE: TEXAS
ACQUIRED: UNRESTRICTED FREE AGENT (WASHINGTON) - 2015
NFL EXPERIENCE (NFL/TITANS): 9/3 • HOMETOWN: HOUSTON, TEXAS
GAMES PLAYED/GAMES STARTED: 106/106 (PLAYOFFS: 0/0)



Captain: 2015, 2016, 2017



Pro Bowl: 2009, 2010, 2013, 2016

PRO: The Titans entered the 2015 NFL free agency period looking to add pass rushing talent from the outside linebacker spot in their 3-4 defensive alignment. The club found just that when they signed Brian Orakpo as an unrestricted free agent on March 13, 2015. The 6-foot-4-inch, 257-pounder arrived in Tennessee as a three-time Pro Bowl selection, having registered 40 career sacks and 156 quarterback pressures in six seasons (2009-14) with the Washington Redskins. In his first campaign with the Titans, he tied for the team lead with seven sacks, and in 2016, he earned his fourth Pro Bowl berth while leading the team with 10.5 sacks and ranking second on the squad with 49 quarterback pressures. The University of Texas product was originally drafted by the Redskins in the first round (13th overall) of the 2009 NFL Draft.

CAREER HIGHLIGHTS:

- In 2016, Orakpo was named to his fourth Pro Bowl after leading the team and tying for sixth in the AFC in sacks with 10.5. He also ranked second on the team with 49 quarterback pressures.
- In 2015, Orakpo started all 16 games in his first season with the Titans and tied for the team lead with seven sacks. He also led the squad with 12 tackles for loss and 37 quarterback pressures.
- In 2013, Orakpo earned his third career Pro Bowl berth after leading the Redskins with 10 sacks.
- Orakpo led or tied for the team lead in sacks in each of his first three seasons with the Redskins.
- In 2009, Orakpo was selected to his second consecutive Pro Bowl after leading the squad with 8.5 sacks.
- In 2009, Orakpo earned a Pro Bowl berth and was named to the PFWA/PFWA All-Rookie Team after setting a Redskins rookie record and leading all NFL rookies with 11 sacks.

TITANS TIDBITS:

- Orakpo annually hosts The Brian Orakpo Leukemia Golf Classic to raise money for the National Capital Area Chapter of the Leukemia and Lymphoma Society.
- Orakpo is a good friend with former Titans safety Michael Griffin. The two played together for three seasons at the University of Texas and Griffin was an integral part in helping recruit Orakpo to Nashville.

CAREER TRANSACTIONS:

- The Houston, Texas, native was selected by the Washington Redskins in the first round (13th overall) of the 2009 NFL Draft.
- Signed by the Redskins as their franchise player on March 27, 2014.
- Signed by the Titans as an unrestricted free agent on March 13, 2015.

SEASON RECAPS:

- 2017 (3/3 - Tennessee):** Has led or tied for the team lead in quarterback pressures twice in 2017 (at JAX, vs. SEA). Has tied for the team lead in sacks once in 2017 (at JAX).
- Against Oakland (9/10), started at outside linebacker and posted five tackles, a pass defended, a forced fumble and a quarterback pressure. Deflected a pass intended Amari Cooper in the end zone late in the first quarter. Forced a Derek Carr fumble that went out of bounds in the third quarter.
 - At Jacksonville (9/17), started at outside linebacker and collected five tackles, a sack, a forced fumble, four quarterback pressures and a stop for loss. Stuffed Chris Ivory for no gain on a rush off left end in the first quarter. Came off the edge and strip-sacked Blake Bortles for a seven-yard loss and the loose ball was recovered by Erik Walden in the second quarter.
 - Against Seattle (9/24), started at outside linebacker and notched two

tackles, a stop for loss, a team-best 10 quarterback pressures and a pass defended. Stonewalled Chris Carson for no gain on a rush off right guard in the first quarter. Batted down a pass intended for Paul Richardson in the opening quarter.

- 2016 (16/16 - Tennessee):** Named to the Pro Bowl. Started all 16 games at outside linebacker and led the team and tied for sixth in the AFC with 10.5 sacks. Ranked second on the team with 49 quarterback pressures. Registered 55 tackles, including four stops for loss, a forced fumble and five passes defended. Tied for the team lead in tackles once in 2016 (at MIA). Led or tied for the team lead in sacks eight times in 2016 (at DET, vs. OAK, at HOU, at MIA, vs. CLE, vs. GB, vs. DEN, at KC). Led or tied for the team lead in quarterback pressures six times in 2016 (at DET, vs. OAK, at HOU, vs. GB, vs. DEN, at KC). Tied for the team lead in passes defended once in 2016 (vs. HOU). Tied a career-high with eight tackles at Miami (10/9/16).
- At Detroit (9/18), started at outside linebacker and posted five tackles, including two sacks, a team-high four quarterback pressures and two stops for loss. Dropped Matthew Stafford for a one-yard sack early in the third quarter. Came off the edge and sacked Stafford for a nine-yard loss during the Lions' final drive in the fourth quarter.
 - Against Oakland (9/25), started at outside linebacker and tallied two tackles, including a sack and a team-best three quarterback pressures. Ended a Raiders' drive by dropping Derek Carr for a four-yard sack on third-and-nine late in the third quarter.
 - At Houston (10/2), started at outside linebacker and recorded four tackles, a sack, four quarterback pressures and a pass defended. Combined with Al Woods to stop Lamar Miller for no gain on a rush off left tackle in the first quarter. Sacked Brock Osweiler for a 10-yard loss in the first quarter. Broke up a pass intended for DeAndre Hopkins in the second quarter.
 - At Miami (10/9), started at outside linebacker and tied a career-high with eight tackles, including two sacks, three quarterback pressures and a stop for loss. Became the third player in franchise history to record six or more sacks in the first five games of a season since individual sacks became an official statistic in 1982. Stuffed Dominique Jones for a one-yard loss on a short pass in the left flat in the third quarter. Dropped Ryan Tannehill for a nine-yard sack midway through the fourth quarter. Two plays later, sacked Tannehill for a 10-yard loss on third-and-10.
 - Against Cleveland (10/16), started at outside linebacker and notched four tackles, including a sack and three quarterback pressures. Dropped Cody Kessler for a nine-yard sack midway through the third quarter. The play gave Orakpo five consecutive games with at least one sack, marking the eighth time in franchise history a player accomplished the feat.
 - Against Green Bay (11/13), started at outside linebacker and notched four tackles, including a team-best two sacks and tied for the club lead with four quarterback pressures. Sacked Aaron Rodgers for an 11-yard loss late in the third quarter. Registered his second sack of the afternoon by dropping Rodgers for an eight-yard loss late in the fourth quarter.
 - At Indianapolis (11/20), started at outside linebacker and recorded five tackles, five quarterback pressures and a pass defended. Batted down a screen pass intended for Jordan Todman in the second quarter.
 - Against Denver (12/11), started at outside linebacker in his 100th career NFL game and collected four tackles, a sack and a team-high six quarterback pressures. Dropped Trevor Siemian for a five-yard sack late in the third quarter.
 - At Kansas City (12/18), started at outside linebacker and tallied five tackles, a half sack, four quarterback pressures and a pass defended. Ended a Chiefs drive by batting down a third-and-nine pass intended for Jeremy Maclin late in the first quarter. Teamed with DaQuan Jones to drop Alex Smith for a four-yard sack in the third quarter.

- Against Houston (1/1), started at outside linebacker and registered a tackle for loss, three quarterback pressures and a team-best two passes defended. Batted down a pass intended for Will Fuller on third-and-eight late in the third quarter. Sealed the victory by batting down a fourth-down pass intended for Will Fuller late in the fourth quarter.

2015 (16/16 - Tennessee): Started all 16 games at outside linebacker in his first season with the Titans and tied for the team lead with seven sacks. Led the squad with 12 tackles for loss and 37 quarterback pressures. Registered 64 tackles, five passes defended, a forced fumble and a blocked field goal. With his sack at Jacksonville (11/19/15), tied a career high with his fourth consecutive game with at least one sack. Led or tied for the team lead in sacks five times in 2015 (vs. MIA, at HOU, at NO, vs. CAR, at JAX). Led or tied for the team lead in quarterback pressures 11 times in 2015 (at TB, at CLE, vs. MIA, vs. ATL, at HOU, at NO, at JAX, vs. JAX, at NE, vs. HOU, at IND). Led or tied for the team lead in tackles for loss four times in 2015 (vs. IND, at NO, vs. OAK, at IND). Tied for the team lead in passes defended four times in 2015 (at HOU, at NO, at JAX, vs. HOU).

- At Tampa Bay (9/13), started at outside linebacker in his Titans debut and led the team with four quarterback pressures. Collected a tackle.
- Against Indianapolis (9/27), started at outside linebacker and totaled a sack, a tackle for loss and a quarterback pressure. Halted a Colts drive and registered his first sack with the Titans by dropping Andrew Luck for a six-yard loss on third-and-three in the second quarter.
- Against Miami (10/18), started at outside linebacker and tallied five tackles, including a sack, a stop for loss and a quarterback pressure. Ended a Dolphins' drive by sacking Ryan Tannehill for a two-yard loss on third-and-eight late in the third quarter.
- Against Atlanta (10/25), started at outside linebacker and amassed five tackles and three quarterback pressures.
- At Houston (11/1), started at outside linebacker and registered three tackles, including a sack, two tackles for loss, three quarterback pressures and a pass defended. Stuffed Chris Polk for no gain on a rush off right end in the second quarter. Dropped Brian Hoyer for a seven-yard sack late in the second quarter. Ended a Texans' drive by breaking up a pass intended for Garrett Graham on third-and-eight in the final stanza.
- At New Orleans (11/8), started at outside linebacker and totaled five tackles, including two sacks, two tackles for loss, five quarterback pressures and a pass defended. Broke up a pass intended for Willie Snead in the first quarter. Dropped Drew Brees for a four-yard sack in the second quarter. Sacked Brees for an eight-yard loss late in the fourth quarter. Deflected Kai Forbath's potential 46-yard game-winning field goal with less than a minute to play in the fourth quarter.
- Against Carolina (11/15), started at outside linebacker and tallied six tackles, including a sack, a stop for loss and a quarterback pressure. Teamed with Daimion Stafford to stuff Greg Olsen for a six-yard loss on a short pass in the second quarter. Ended a Panthers' drive by sacking Cam Newton for a six-yard loss on third-and-18 early in the third quarter.
- At Jacksonville (11/19), started at outside linebacker and collected four tackles, a sack, a forced fumble, a team-best four quarterback pressures, a stop for loss and a pass defended. Knocked down a pass intended for Julius Thomas on the Jaguars' first play from scrimmage. Forced a Blake Bortles fumble on a third-and-one rush that was recovered by David Bass at the Titans' 45-yard line in the second stanza. Made the Jaguars attempt a field goal by sacking Bortles for a nine-yard loss on third-and-three in the second quarter. With his sack, he tied a career high with his fourth consecutive game with at least one sack.
- At Indianapolis (1/3), started at outside linebacker and recorded four tackles with a team-high five quarterback pressures and a stop for loss. Stuffed Frank Gore for a one-yard loss on a rush up the middle in the first quarter. Teamed with Coty Sensabaugh to stuff Trey Williams for no gain on a rush off right end in the fourth quarter.

2014 (7/7 - Washington): Started seven games and made 28 tackles, a half sack, nine quarterback pressures, a tackle for loss and a pass defended prior to being placed on injured reserve on Oct. 21, 2014.

- Against Seattle (10/6), tied a career high with eight tackles.

2013 (15/15 - Washington): Started 15 games one season removed from injury, earning his third career Pro Bowl berth after leading the team with 10.0 sacks. Also added the first interception and first touchdown of his career. Was inactive for one game.

- At Green Bay (9/15), registered five tackles with one sack, pushing him past the 30-sack milestone for his career.
- At Oakland (9/29), posted four tackles, two passes defended and two

sacks.

- Against Chicago (10/20), collected four tackles and added the first interception of his career, which he returned 29 yards for his first career touchdown. The pick was the first of his life at any level.
- At Denver (10/27), recovered a Peyton Manning fumble to set up a Redskins touchdown.
- At Philadelphia (11/17), posted five tackles, including 1.5 sacks.
- Against N.Y. Giants (12/1), notched six tackles and two sacks.
- At Atlanta (12/15), tallied a team-high eight tackles, including 1.5 sacks and a fumble recovery.

2012 (2/2 - Washington): Started two games before suffering a season-ending injury to his pectoral. Posted eight tackles, including a sack, three quarterback pressures, a tackle for loss, a forced fumble and three passes defended. Placed on injured reserve on Sept. 18, 2012.

- At New Orleans (9/9), produced two solo tackles and three passes defended in a season-opening win.
- At St. Louis (9/16), registered three tackles and a strip-sack before leaving the game with an injury.

2011 (16/16 - Washington): Started all 16 games and notched nine sacks, which led the team for the third consecutive season. Finished with 66 tackles, 35 quarterback pressures, seven tackles for loss, five passes defended and three forced fumbles.

- Against Arizona (9/18), finished with one solo tackle, one sack and a forced fumble.
- At St. Louis (10/2), earned NFC Defensive Player of the Week honors after recording five tackles, 2.5 sacks and one forced fumble.
- At Carolina (10/23), recorded seven tackles and one sack.
- Against San Francisco (11/6), posted five tackles and one sack.
- At Seattle (11/27), notched four tackles, one sack and one pass defended.
- At N.Y. Giants (12/18), tallied two tackles, one sack and one pass defended.

2010 (15/15 - Washington): Started 15 games in his second campaign and amassed 78 tackles, a team-best 8.5 sacks, 47 quarterback pressures, nine tackles for loss and one forced fumble. Named to his second Pro Bowl. Was inactive for one contest.

- Against Dallas (9/12), recorded two tackles, as well as three quarterback pressures. Forced a holding penalty which negated what would have been the game tying touchdown with time expiring in the fourth quarter.
- Against Houston (9/19), totaled six tackles and a sack. His sack of quarterback Matt Schaub marked the 12th of his career.
- At St. Louis (9/26), had seven tackles and one sack.
- Against Green Bay (10/10), collected five tackles and two sacks.
- Against Indianapolis (10/17), totaled three tackles, one sack, four quarterback pressures and one forced fumble.
- At Chicago (10/24), registered six tackles, two sacks and three quarterback pressures. It marked the third consecutive game in which he recorded a sack, the first time in his career he accomplished the feat.
- Against Philadelphia (11/15), posted nine tackles and half a sack.
- Against Minnesota (11/28), amassed six tackles and one sack.

2009 (16/16 - Washington): Started all 16 regular season games and totaled 61 tackles, 11 sacks, 13 tackles for loss and 20 quarterback pressures. Named to the Pro Bowl and finished fourth in balloting for the *Associated Press* Defensive Rookie of the Year award. Set a Redskins rookie record for sacks (11), surpassing the previous high of six shared by Dean Hamel (1985) and Andre Collins (1990). Led all NFL rookies, finished tied for fourth in the NFC and tied for seventh in the NFL with 11 sacks. Became the first Redskins rookie to have at least a half-sack in four straight games.

- Against Detroit (9/27), recorded his first career sack.
- At Atlanta (11/8), posted two sacks, marking the first multi-sack game of his career.
- At Oakland (12/23), tied a Redskins record with a career-high four sacks and became the first NFL rookie to record four sacks in a game since Cornelius Bennett on Dec. 27, 1987.

COLLEGE:

- Won the Nagurski Trophy (nation's top defensive player), Lombardi Award (nation's top lineman), Hendricks Award (nation's top defensive end) and was a finalist for the Lott Trophy (defensive IMPACT player of the year) in 2008.
- Was a unanimous first-team All-America selection by the American Football

Coaches Association, Associated Press, Football Writers Association of America, Sporting News and Walter Camp Football Foundation.

- Was the consensus Big 12 Defensive Player of the Year and unanimous first-team All-Big 12 selection.
- Named to the Playboy All-American team as a senior in 2008.
- Posted 132 career tackles, 22 sacks (tied for 10th on Texas' all-time list), 38 tackles for a loss, 62 pressures, six passes defended, six forced fumbles and one fumble recovery during his career.
- As a senior (2008), posted 42 tackles and led the team with 11.5 sacks (sixth in NCAA), 19 tackles for loss (tied for seventh NCAA), 30 pressures and four forced fumbles (tied-12th NCAA).
- As a junior (2007), appeared in nine games, starting eight, and tallied 37 tackles, nine tackles for loss, 5.5 sacks, 12 pressures, two passes defended and a forced fumble.
- As a sophomore (2006), played in all 13 games, recording 26 tackles, six tackles for loss, 4.5 sacks and two passes defended.
- As a redshirt freshman (2005), was named Defensive Freshman of the Year and first-team Freshman All-America by *The Sporting News*. Earned Big 12 Defensive Freshman of the Year from the league's coaches and *The Sporting News* after recording 27 tackles and four tackles for loss.
- Graduated from Texas with a degree in youth and community studies in December 2008.

PERSONAL:

- Married to Bitura, and the couple has one son, Brian Jr., one daughter, Brianna, and another baby on the way due in Nov. 2017.
- Played for Lamar (Texas) High School and was a three-year letterman

and starter at defensive end as a sophomore, junior and senior. Was a two-time first-team all-district selection and was part of a Lamar squad that posted at least nine victories all three years (29-8 record).

- Posted 36 tackles, 12 tackles for loss and nine sacks and was tabbed second-team All-Greater Houston and first-team all-district 18-5A as a junior and senior.
- Also played high school basketball during his freshman through junior years.
- Was a member of University of Texas' Athletic Director's Honor Roll (Spring 2008) and was a prep honor roll student who posted better than a 3.0 GPA.
- Has a brother, Michael, who played collegiately at Colorado State and Texas State, and a sister, Jennifer.
- Follow Orakpo on Twitter at @rak98.
- Follow Orakpo on Instagram at @orakpo98.
- Born Brian Ndubisi Orakpo on July 31, 1986 in Houston, Texas.

BRIAN ORAKPO'S NFL STATISTICS

REGULAR SEASON		TACKLES									INTERCEPTIONS					FUMBLES			
Year	Team	GP	GS	Tot	Solo	Asst	Sk	Yds	QBP	TFL	No	Yds	Lg	TD	PD	FF	FR	Yds	SpT
2009	Washington	16	16	61	40	21	11.0	83.5	20	13	0	0	0	0	1	1	0	0	0
2010	Washington	15	15	78	62	16	8.5	39.5	47	9	0	0	0	0	2	1	0	0	0
2011	Washington	16	16	66	40	26	9.0	60.5	35	7	0	0	0	0	5	3	1	0	0
2012	Washington	2	2	8	6	2	1.0	2.0	3	1	0	0	0	0	3	1	0	0	0
2013	Washington	15	15	70	47	23	10.0	67.0	42	15	1	29	29t	1	5	0	2	0	0
2014	Washington	7	7	28	18	10	0.5	5.5	9	1	0	0	0	0	1	0	0	0	0
2015	Tennessee	16	16	64	44	20	7.0	42.0	37	12	0	0	0	0	5	1	0	0	0
2016	Tennessee	16	16	55	40	15	10.5	78.0	49	4	0	0	0	0	5	1	0	0	0
2017	Tennessee	3	3	12	7	5	1.0	7.0	15	2	0	0	0	0	2	2	0	0	0
NFL Totals		106	106	442	304	138	58.5	385.0	257	64	1	29	29t	1	29	10	3	0	0

Single-Game Highs

Tackles - 8 (Four times, last at Miami 10/9/16)

Sacks - 4 at Oakland (12/13/09)

Interceptions - 1 vs. Chicago (10/20/13)

Forced Fumble - **1 (10 times, last at Jacksonville 9/17/17)**

Fumble Recovery - 1 (Three times, last at Atlanta 12/15/13)

Passes Defensed - 3 at New Orleans (9/9/12)

Additional Statistics

Touchdowns - 1 - 29-yard interception return vs. Chicago (10/20/13)

Blocked Field Goal - 1 vs. N.Y. Giants (9/11/11), 1 at New Orleans (11/8/15)



50 NATE PALMER

LINEBACKER • 6'2" • 248 LBS • COLLEGE: ILLINOIS STATE
ACQUIRED: WAIVERS (GB) - 2016 • NFL EXPERIENCE (NFL/TITANS): 5/2
HOMETOWN: CHICAGO, ILL.
GAMES PLAYED/GAMES STARTED: 38/12 (PLAYOFFS: 2/0)



PRO: The Titans claimed Nate Palmer off waivers during the 2016 offseason to bring experience and versatility to the linebacker position. The 6-foot-2-inch, 248-pounder spent his first three NFL seasons with the Green Bay Packers. The Illinois State product played in 24 games with 12 starts from 2013-15, while missing the entirety of his second season with an injury. In his first season with the Titans, he led the team in special teams stops with 12. Palmer has played both inside and outside linebacker during his NFL career and brings great flexibility to the linebacker corps.

CAREER HIGHLIGHTS:

- In 2016, Palmer notched a team-leading 12 special teams tackles.
- In 2015, he played in a career-best 16 games with 10 starts for Green Bay and collected career-highs with 80 tackles, a sack, two quarterback pressures and three passes defended.

TITANS TIDBITS:

- Palmer was the high school basketball teammate of NBA point guard Derrick Rose for two seasons.
- Palmer names his father, Nathan Sr., as the biggest influence on him as he never made excuses and successfully started his own trucking business in Chicago.
- During college, Palmer held summer jobs at the Boys and Girls Club in Champaign and later as a busboy and food expeditor at the Bloomington (Ill.) Country Club.

CAREER TRANSACTIONS:

- The Chicago, Ill., native was originally selected by the Green Bay Packers in the sixth round (193rd overall) of the 2013 NFL Draft.
- Released by the Packers April 8, 2016.
- Claimed off waivers by the Titans from the Packers on April 11, 2016.

SEASON RECAPS:

2017 (0/0 - Tennessee):

- Against Oakland (9/10), was inactive.
- At Jacksonville (9/17), was inactive.
- Against Seattle (9/24), was inactive.

2016 (14/0 - Tennessee): Saw action in 14 games primarily on special teams in his first season with the Titans. Led the team with 12 special teams tackles. Registered two tackles, including a stop for loss on defense. Was inactive for two contests. Tied for the team lead in special teams tackles six times in 2016 (at DET, vs. CLE, vs. JAX, at SD, vs. DEN, at KC).

- Against Minnesota (9/11), made his Titans debut as a reserve on special teams.
- At Detroit (9/18), played as a reserve on special teams and tied for the team lead with two special teams tackles.
- Against Oakland (9/25), saw action as a reserve on special teams and tallied a tackle on coverage units.
- Against Cleveland (10/16), saw action as a reserve on special teams and tied for the team lead with one stop.
- Against Indianapolis (10/23), played as a reserve on special teams and saw a few snaps as a linebacker on defense as well.
- Against Jacksonville (10/27), saw limited action as a reserve at linebacker. Tied for the team lead with a special teams tackle.
- At San Diego (11/6), tied for the team lead with a special teams tackle on coverage units.
- Against Green Bay (11/13), played as a reserve on special teams and saw limited action at linebacker. Registered a special teams stop on coverage units.

- Against Denver (12/11), saw action as a reserve on special teams and tied for the team lead with a special teams stop.
- At Kansas City (12/18), tied for the team lead with two special teams tackles on coverage units.
- At Jacksonville (12/24), played as a reserve on special teams and saw action in a limited role at linebacker. Posted two tackles, including a stop for loss on defense.

2015 (16/10, 2/0 - Green Bay): Played in all 16 games with 10 starts at linebacker and finished third on the team with 80 tackles and added a sack, two quarterback pressures and three passes defended. Added four tackles on special teams. Appeared in both postseason contests.

- At Chicago (9/13), saw significant action as a reserve and finished second on the team with nine tackles and a pass defended.
- Against Seattle (9/20), made the first start of his career on the inside, and led the linebackers with six tackles and a pass defended.
- At San Francisco (10/4), started and led the linebackers with six tackles and a pass defended.
- Against San Diego (10/18), started and finished with a team-leading and career-high 13 tackles. Added a quarterback pressure and helped limit the Chargers to just 60 yards rushing on 21 carries.
- Against Detroit (11/15), started at linebacker and registered 11 tackles, including a stop of fullback Michael Burton for no gain on a third-and-one in the fourth quarter to force a Detroit punt.
- At Minnesota (11/22), started and finished with five tackles and his first career sack. Midway through the second quarter, came up after initially dropping into coverage to bring down Teddy Bridgewater for a sack.
- Against Chicago (11/26), started and posted 11 tackles.

2014 (0/0, 0/0 - Green Bay): Spent the entire season on injured reserve after suffering a knee injury in the preseason finale. Placed on injured reserve on Aug. 30.

2013 (8/2, 0/0 - Green Bay): Played in eight games with two starts at outside linebacker during his rookie campaign. Posted 18 tackles and an additional tackle on special teams. Was a healthy inactive for eight games and the team's playoff contest.

- At Cincinnati (9/22), made his NFL debut on special teams, but did not record any statistics.
- Against Cleveland (10/20), made his first pro start and finished with six tackles, two pressures and a quarterback hit.
- Against Chicago (11/4), saw extended action in the second half after fellow rookie outside linebacker Andy Mulumba left the game with an ankle injury. Registered a then career-high seven tackles and a quarterback hit.

COLLEGE:

- Started all 24 games during his two seasons at Illinois State (2011-12) after playing his first two collegiate seasons at the University of Illinois (2009-10).
- Earned second-team All-Missouri Valley Football Conference honors at defensive end following both of his junior and senior seasons. Registered 117 tackles, including 25.5 for a loss, 17 sacks, five forced fumbles and two fumble recoveries for the Redbirds.
- Appeared in 21 games during his two seasons at Illinois, and saw time primarily on special teams for the Fighting Illini, but also registered nine tackles as a reserve defensive end.
- As a senior (2012), earned second-team All-MVFC honors for the second consecutive season after starting all 13 games and collecting career highs with 71 tackles and 15½ tackles for a loss. Added 7.5 sacks, three forced

NATE PALMER'S NFL STATISTICS

REGULAR SEASON				TACKLES							INTERCEPTIONS					FUMBLES				
Year	Team	GP	GS	Tot	Solo	Asst	Sk	Yds	QBP	TFL	No	Yds	Lg	TD	PD	FF	FR	Yds	SpT	
2013	Green Bay	8	2	18	12	6	0.0	0.0	NA	NA	0	0	0	0	0	0	0	0	0	1
2014	Green Bay	0	0	Injured Reserve																
2015	Green Bay	16	10	80	55	25	1.0	0.0	NA	NA	0	0	0	0	3	0	0	0	0	4
2016	Tennessee	14	0	2	2	0	0.0	0.0	0	1	0	0	0	0	0	0	0	0	0	12
2017	Tennessee	0	0	0	0	0	0.0	0.0	0	0	0	0	0	0	0	0	0	0	0	0
NFL Totals		38	12	100	69	31	1.0	0.0	0	1	0	0	0	0	3	0	0	0	0	17

PLAYOFFS				TACKLES							INTERCEPTIONS					FUMBLES				
Year	Team	GP	GS	Tot	Solo	Asst	Sk	Yds	QBP	TFL	No	Yds	Lg	TD	PD	FF	FR	Yds	SpT	
2013	Green Bay	0	0	0	0	0	0.0	0.0	NA	NA	0	0	0	0	0	0	0	0	0	0
2014	Green Bay	0	0	Injured Reserve																
2015	Green Bay	2	0	0	0	0	0.0	0.0	NA	NA	0	0	0	0	0	0	0	0	0	0
NFL Totals		2	0	0	0	0	0.0	0.0	NA	NA	0	0	0	0	0	0	0	0	0	0

Single-Game Highs

Tackles - 13 vs. San Diego (10/18/15)

Sacks - 1 at Minnesota (11/22/15)

Passes Defensed - 1 (Three times, last at San Francisco (10/4/15)

Special Teams Tackles - 2 (Twice, last at Kansas City 12/18/16)



24 KALAN REED

CORNERBACK • 5'11" • 192 LBS • COLLEGE: SOUTHERN MISS
ACQUIRED: 7TH ROUND - 2016 • NFL EXPERIENCE (NFL/TITANS): 1/1
HOMETOWN: BIRMINGHAM, ALA.
GAMES PLAYED/GAMES STARTED: 5/0 (PLAYOFFS: 0/0)



PRO: Kalan Reed was selected by the Titans with the final pick in the seventh round of the 2016 NFL Draft. The 5-foot-11-inch, 192-pounder saw action in four games as a rookie and collected a tackle on defense and a special teams stop on coverage units. Reed was a three-year starter at Southern Mississippi and has a knack for finding the end zone having returned three of his eight collegiate interceptions for touchdowns. His youth and athleticism adds to an already-competitive defensive back unit, and he also will compete for playing time on special teams coverage units.

CAREER HIGHLIGHTS:

- In 2015, Reed was named first-team All-Conference USA after notching a school record 19 passes defended, including a career-high four interceptions, two which he returned for touchdowns.

TITANS TIDBITS:

- The Titans selected Reed with the 253rd pick in the draft making him "Mr. Irrelevant," an unofficial title bestowed upon the last person selected in the NFL Draft. Reed was flown to California in early June for Irrelevant Week, which includes media events, fundraisers, and a banquet at which the honoree is given the Lowsman Trophy — as opposed to the Heisman Trophy.
- Reed lived in Nashville from the time he was two years old until he was six. He started playing football in Antioch, Tenn., with the Flatrock Vols pee-wee team and played during halftime of a Titans game when he was five years old.
- Reed's cousin, Maurice Kelly, played safety with the Seattle Seahawks and is currently the VP of Player Engagement for the organization. Reed's mother, Keyaschei, once worked in the Memphis Grizzlies ticket office.

CAREER TRANSACTIONS:

- The Birmingham, Ala., native was selected by the Titans in the seventh round (253rd overall) of the 2016 NFL Draft.
- Waived by the Titans on Sept. 3, 2016 and signed to the team's practice squad a day later.
- Signed by the Titans from their practice squad to the active roster on Nov. 28, 2016.

SEASON RECAPS:

2017 (1/0):

- Against Oakland (9/10), played as a reserve on special teams coverage units.
- At Jacksonville (9/17), was inactive.
- Against Seattle (9/24), was inactive.

2016 (4/0): Played in four games as a rookie and collected a tackle on defense and a special teams stop on coverage units. Spent the first 12 weeks of the season on the Titans' practice squad. Appeared in his first career NFL game against Denver (12/11/16).

- Against Denver (12/11), made his NFL debut as a reserve on special teams.
- At Jacksonville (12/24), played as a reserve at cornerback after LeShaun Sims left the game in the third quarter with an injury and posted a tackle.
- Against Houston (1/1), registered a special teams tackle on coverage units.

COLLEGE:

- In four seasons at Southern Mississippi (2012-15), finished his collegiate career having played in 48 games with 39 starts. Registered 152 career

tackles, eight interceptions (three returned for touchdowns), 35 passes defended and 8.5 tackles for loss.

- As a senior (2015), named first-team All-Conference USA after starting all 14 games and registering 56 tackles, which was fourth-best on the team. Added a single-season school record 19 pass breakups and four interceptions, four tackles for loss for 14 yards, two fumble recoveries and two forced fumbles. Selected to play in the NFLPA Collegiate Bowl. Against Austin Peay (9/12), recorded his first interception on the season and returned it 76 yards for a touchdown. At Western Kentucky (12/5), registered an interception off Brandon Doughty and returned for a 40-yard touchdown in the Conference-USA Championship game.
- As a junior (2014), started all 12 games and recorded 34 tackles, a tackle for loss, two interceptions and a team-high nine pass breakups.
- As a sophomore (2013), started 10 games at cornerback and tallied 41 total tackles with 2.5 tackles for loss, an interception, five passes defended, a forced fumble and a fumble recovery. Named to the 2013-14 C-USA Commissioner's Academic Honor Roll.
- As a freshman (2012), jumped into the fold right away appearing in all 12 games with three starts. Posted 21 tackles on the year with one tackle for loss and two pass breakups. Named to the 2012-13 C-USA Commissioner's Academic Honor Roll. Against Marshall (10/20), collected his first career interception and returned it 19 yards for a touchdown.
- Majored in sports management at Southern Mississippi.

PERSONAL:

- Single, splits time between Nashville and Birmingham, Ala.
- Attended Briarwood Christian (Birmingham, Ala.) High School and helped the Lions reach the State Playoffs final three years of high school, including the State Championship as a junior.
- As a senior (2011), recorded 29 tackles, two interceptions and seven pass break ups.
- Also played basketball and was a member of the track & field team. Won State Championship in track in the 110-meter hurdles 300-meter hurdles and long jump as a senior, while taking second in the 110m hurdles and long jump as a junior.
- Follow Reed on Twitter at @kalan_reed11.
- Follow Reed on Instagram at @kalan_uno_uno.
- List of favorites: (TV show) "Law & Order"; (movie) "Ride Along" and "Remember the Titans"; (musician or band) Drake; (food) cajun pasta with crawfish, sausage and shrimp; (guilty pleasure) Nutella; (teams as a child) Tennessee Titans, Memphis Grizzlies and Atlanta Braves and (athlete as a child) LaDainian Tomlinson.
- Born Kalan Ascher Reed on Dec. 29, 1993 in Dallas, Texas.

KALAN REED'S GAME-BY-GAME

2016 Tennessee Titans

Date	Opp	W/L	P/S	Tot	Solo	Asst	Sk	- Yds	QBP	TFL	Int	Yds	-TD	PD	FF	FR	Yds	SpT
Dec 11	Den	W	p	0	0	0	0.0	0.0	0	0	0	0	0	0	0	0	0	0
Dec 18	@ KC	W	p	0	0	0	0.0	0.0	0	0	0	0	0	0	0	0	0	0
Dec 24	@ Jax	L	p	1	1	0	0.0	0.0	0	0	0	0	0	0	0	0	0	0
Jan 1	Hou	W	p	0	0	0	0.0	0.0	0	0	0	0	0	0	0	0	0	1
Totals				3-1	4/0	1 1	0.0	0.0	0	0	0	0	0	0	0	0	0	0 1

2017 Tennessee Titans

Date	Opp	W/L	P/S	Tot	Solo	Asst	Sk	- Yds	QBP	TFL	Int	Yds	-TD	PD	FF	FR	Yds	SpT
Sept 10	Oak	L	p	0	0	0	0.0	0.0	0	0	0	0	0	0	0	0	0	0
Sept 17	@ Jax	W	IA															
Sept 24	Sea	W	IA															
Oct 1	@ Hou																	
Oct 8	@ Mia																	
Oct 16	Ind																	

Oct 22	@ Cle																	
Nov 5	Bal																	
Nov 12	Cin																	
Nov 16	@ Pit																	
Nov 26	@ Ind																	
Dec 3	Hou																	
Dec 10	@ Ari																	
Dec 17	@ SF																	
Dec 24	LAR																	
Dec 31	Jax																	
Totals				2-1	1/0	0 0	0.0	0.0	0	0	0	0	0	0	0	0	0	0 0

KALAN REED'S NFL STATISTICS

REGULAR SEASON		TACKLES									INTERCEPTIONS					FUMBLES			
Year	Team	GP	GS	Tot	Solo	Asst	Sk	Yds	QBP	TFL	No	Yds	Lg	TD	PD	FF	FR	Yds	SpT
2016	Tennessee	4	0	1	1	0	0.0	0.0	0	0	0	0	0	0	0	0	0	0	1
2017	Tennessee	1	0	0	0	0	0.0	0.0	0	0	0	0	0	0	0	0	0	0	0
NFL Totals		5	0	1	1	0	0.0	0.0	0	0	0	0	0	0	0	0	0	0	1

Single-Game Highs

Tackles - 1 at Jacksonville (12/24/16)
 Special Teams Tackles - 1 vs. Houston (1/1/17)



35 CURTIS RILEY

DEFENSIVE BACK • 6'0" • 190 LBS • COLLEGE: FRESNO STATE
ACQUIRED: FREE AGENT - 2015 • NFL EXPERIENCE (NFL/TITANS): 3/3
HOMETOWN: ORLANDO, FLA.
GAMES PLAYED/GAMES STARTED: 6/0 (PLAYOFFS: 0/0)



PRO: The Titans signed Curtis Riley as a rookie free agent following the 2015 NFL Draft. The 6-foot, 190-pound defensive back spent his entire rookie campaign on injured reserve after hurting his ankle in training camp. In his second season, Riley made his NFL debut Week 5 and saw action in four contests on special teams. In his third season, he will compete as a reserve defensive back and special teams contributor.

CAREER HIGHLIGHTS:

- In 2016, made his NFL debut in Week 5 at Miami (10/9) on special teams.

TITANS TIDBITS:

- While out of college in 2011, Riley worked at Family Dollar in Orlando to help his mother pay the bills.

CAREER TRANSACTIONS:

- The Orlando, Fla., native was signed by the Titans as an undrafted free agent on May 11, 2015.
- Waived injured by the Titans on Aug. 10, 2015 and subsequently reverted to injured reserve.
- Waived by the Titans on Sept. 3, 2016 and signed to the team's practice squad a day later.
- Signed by the Titans to their active roster from the practice squad on Sept. 22, 2016.

SEASON RECAPS:

2017 (2/0): Registered his first career interception at Jacksonville (9/17/17). Has tied for the team lead in passes defended once in 2017 (at JAX).

- Against Oakland (9/10), was inactive.
- At Jacksonville (9/17), made his season debut as a reserve defensive back and collected three tackles and his first career interception. Intercepted a Blake Bortles pass that was initially deflected by Avery Williamson in the second quarter.
- Against Seattle (9/24), saw action as a reserve at safety and notched a tackle.

2016 (4/0): Saw action as a reserve in four games primarily on special teams. Was inactive for 10 games. Spent the first two weeks on the Titans' practice squad. Appeared in his first career NFL game at Miami (10/9).

- At Miami (10/9), made his NFL debut as a reserve on special teams.
- Against Jacksonville (10/27), played as a reserve on special teams.
- At San Diego (11/6), saw action as a reserve on special teams.
- At Chicago (11/27), played as a reserve on special teams.

2015 (0/0): Spent his entire rookie season on injured reserve (ankle).

COLLEGE:

• Played in 26 games with 19 starts in two seasons at Fresno State, following previous stops at Mars Hill College (2010) and Fullerton College (2012). Totaled 106 tackles, 10 tackles for loss, one interception, 16 passes defended, two forced fumbles, one fumble recovery, two quarterback hurries and one sack during his time at Fresno State.

• As a senior (2014), played in 13 of the team's 14 games, missing the Hawai'i Bowl with a foot injury. Made eight starts on the season at cornerback. His 53 tackles ranked ninth on the team. Had 4.5 tackles for a loss on the season, the second most from any defensive back on the team. Also recorded one sack, forced and recovered one fumble on the year and had a team-high eight pass breakups. Invited to play in the 2015 East-West Shrine Game, but was unable to participate due to injury.

• As a junior (2013), played in all 13 games, starting the first 11 of the

season. Recorded 53 tackles, 5.5 tackles for loss, an interception, a forced fumble and a quarterback hurry. Tied for the team lead with eight pass breakups. Posted a season-high of six tackles in six different games.

• As a sophomore (2012), enrolled at Fullerton College but was not eligible for games due to credits not transferring from Mars Hill. Competed with the track and field team during the spring (4x400 relay, 4x100 relay and long jump).

- Was not enrolled in 2011.
- As a freshman (2010), played at Division II Mars Hill (N.C.) College and recorded 52 tackles, two interceptions and one tackle for a loss.
- Majored in journalism and mass communications at Fresno State.

PERSONAL:

• Played quarterback as a senior at University (Orlando, Fla.) High School, where he was named his team's offensive MVP and was selected as a Central Florida Top 100 player.

- As a high school junior, was a starting quarterback and safety.
- Also was on the basketball and track teams in high school.
- Follow Riley on Instagram and Twitter at @curtis35riley.
- Born Curtis Kaazim Riley Jr. on July 18, 1992 in White Plains, N.Y.

CURTIS RILEY'S GAME-BY-GAME

2016 Tennessee Titans

Date	Opp	W/L	P/S	Tot	Solo	Asst	Sk	- Yds	QBP	TFL	Int - Yds	-TD	PD	FF	FR - Yds	SpT
Sept 11	Min															
Practice Squad																
Sept 18	@ Det															
Signed to the active roster on Sept. 22, 2016																
Sept 25	Oak	L	IA													
Oct 2	@ Hou	L	IA													
Oct 9	@ Mia	W	p	0	0	0	0.0	0.0	0	0	0	0	0	0	0	0
Oct 16	Cle	W	IA													
Oct 23	Ind	L	IA													
Oct 27	Jax	W	p	0	0	0	0.0	0.0	0	0	0	0	0	0	0	0
Nov 6	@ SD	L	p	0	0	0	0.0	0.0	0	0	0	0	0	0	0	0
Nov 13	GB	W	IA													
Nov 20	@ Ind	L	IA													
Nov 27	@ Chi	W	p	0	0	0	0.0	0.0	0	0	0	0	0	0	0	0
Dec 11	Den	W	IA													
Dec 18	@ KC	W	IA													
Dec 24	@ Jax	L	IA													
Jan 1	Hou	W	IA													
Totals				9-7	4/0	0	0	0	0.0	0.0	0	0	0	0	0	0

2017 Tennessee Titans

Date	Opp	W/L	P/S	Tot	Solo	Asst	Sk	- Yds	QBP	TFL	Int - Yds	-TD	PD	FF	FR - Yds	SpT
Sept 10	Oak	L	IA													
Sept 17	@ Jax	W	p	3	0	3	0.0	0.0	0	0	1	2	0	1	0	0
Sept 24	Sea	W	p	1	0	1	0.0	0.0	0	0	0	0	0	0	0	0
Oct 1	@ Hou															
Oct 8	@ Mia															
Oct 16	Ind															
Oct 22	@ Cle															
Nov 5	Bal															
Nov 12	Cin															
Nov 16	@ Pit															
Nov 26	@ Ind															
Dec 3	Hou															
Dec 10	@ Ari															
Dec 17	@ SF															
Dec 24	LAR															
Dec 31	Jax															
Totals				2-1	2/0	4	0	4	0.0	0.0	0	0	1	2	0	1

CURTIS RILEY'S NFL STATISTICS

REGULAR SEASON

Year	Team	GP	GS	TACKLES							INTERCEPTIONS					FUMBLES				
				Tot	Solo	Asst	Sk	Yds	QBP	TFL	No	Yds	Lg	TD	PD	FF	FR	Yds	SpT	
2015	Tennessee	0	0	Injured Reserve																
2016	Tennessee	4	0	0	0	0	0.0	0.0	0	0	0	0	0	0	0	0	0	0	0	
2017	Tennessee	2	0	4	0	4	0.0	0.0	0	0	1	2	2	0	1	0	0	0	0	
NFL Totals		6	0	4	0	4	0.0	0.0	0	0	1	2	2	0	1	0	0	0	0	

Single-Game Highs

Tackles - **3 at Jacksonville (9/17/17)**

Interceptions - **1 at Jacksonville (9/17/17)**



26 LOGAN RYAN

CORNERBACK • 5'11" • 195 LBS • COLLEGE: RUTGERS
ACQUIRED: UNRESTRICTED FREE AGENT (NEW ENGLAND) - 2017
NFL EXPERIENCE (NFL/TITANS): 5/1 • HOMETOWN: VOORHEES, N.J.
GAMES PLAYED/GAMES STARTED: 67/43 (PLAYOFFS: 10/5)



Super Bowl: 2014, 2016

PRO: The Titans entered the 2017 NFL free agency period looking to add leadership and experience to their secondary. The club found just that when they signed two-time Super Champion Logan Ryan as an unrestricted free agent on March 11, 2017. The 5-foot-11-inch, 195-pounder arrived in Tennessee having collected 14 total interceptions in four seasons (2013-16) with the New England Patriots. The Rutgers product was originally drafted by the Patriots in the third round (83rd overall) of the 2013 NFL Draft.

CAREER HIGHLIGHTS:

- Ryan is a two-time Super Bowl champion, having captured the title with the New England Patriots in 2014 and 2016.
- In 2016, Ryan posted 92 tackles, two interceptions, a sack, 11 passes defended, three quarterback pressures and a forced fumble. He started all three postseason games and collected 22 tackles, an interception, a sack, four passes defended and a quarterback hit.
- In 2015, Ryan collected 82 tackles, a team-high four interceptions and 14 passes defended.
- In 2013, Ryan led all rookies and finished tied for the AFC lead with five interceptions.

TITANS TIDBITS:

- While taking wedding photos in the St. Lucian town of Soufriere, Logan and his wife, Ashley, came across a bunch of stray dogs. One dog in particular followed them through the streets and impacted the couple. When the newlyweds flew back home, they were determined to help in any way possible. The couple donated money to @helpaws, a St. Lucian-based dog rescue, and encouraged all friends and family that instead of giving wedding gifts to make donations. The company later reached out and based on a picture the couple posted on social media, they found the particular dog, named her Logan, and part of the donation paid for her spay.
- During the 2017 offseason, Ryan and N.Y. Giants cornerback Eli Apple hosted their first #ThursdayNightLights Football Camp on June 29. The free event for ages 8-18 was funded by the two Eastern High School grads. The night was filled with football, celebrity guests, music, and took place on the high school field where both players put in countless hours to get to where they are today.
- In June 2017, Ryan surprised his big brother, Jordan, by paying off his student loans for his 29th birthday. Logan cut a check for \$82,000 to the American Education Services to cover Jordan's loans from earning his engineering degree from Drexel University. "My man got accepted to college, graduated with honors, and now works as an engineer. He did everything the right way and still lived with a ridiculous amount of student loan debt. The system is broke and makes no sense. I'm fortunate and blessed to be able to take care of that for him."
- When Ryan decided to leave Rutgers and enter the NFL Draft after his redshirt junior season in 2012, he made a promise to his parents that after his rookie year, he would return to school and earn his degree. Ryan kept his promise and graduated in the spring of 2014 with a degree in labor relations and a minor in psychology. "I committed to Rutgers, not only as a football player, but as a student, so I was going to make sure I finished that end too. It's a big accomplishment in my life. I held my word to my parents and stuck with it and I'm fortunate. It took a lot of work, but I was able to go back and finish and walk in graduation."

CAREER TRANSACTIONS:

- The Voorhees, N.J., native was originally selected by the New England Patriots in the third round (83rd overall) of the 2013 NFL Draft.
- Signed by the Titans as an unrestricted free agent on March 11, 2017.

SEASON RECAPS:

2017 (3/3 - Tennessee): Has led the team in passes defended once in 2017 (vs. SEA).

- Against Oakland (9/10), started at cornerback in his Titans debut and posted four tackles and a forced fumble. Forced an Amari Cooper fumble that went out of bounds in the third quarter.
- At Jacksonville (9/17), started at cornerback and collected eight tackles.
- Against Seattle (9/24), started at cornerback and notched eight tackles and a team-high three passes defended. Broke up a first-and-goal pass intended for Doug Baldwin late in the second quarter. Batted down a pass intended for Jimmy Graham in the end zone in the fourth quarter. Knocked down a third-and-six pass intended for Tyler Lockett in the fourth quarter.

2016 (16/13, 3/3 - New England): Saw action in all 16 games with 13 starts and amassed 92 tackles, two interceptions, a sack, 11 passes defended, three quarterback pressures and a forced fumble. Started all three postseason games and collected 22 tackles, an interception, a sack, four passes defended and a quarterback hit.

- Against Miami (9/18), finished second on the team with seven tackles and a forced fumble at the Miami 46 that was recovered by Chris Long in the win.
- Against Buffalo (10/2), led the team with a career-best 17 tackles.
- At San Francisco (11/20), recorded three tackles and two passes defended starting at right cornerback in the win.
- At N.Y. Jets (11/27), led the team with seven tackles and added two passes defended in the win.
- Against Los Angeles (12/4), sacked quarterback Jared Goff for a loss of 12.5 yards in the second quarter of the win for his first sack since he recorded 1.5 sacks as a rookie in 2013.
- At Denver (12/18), led the team with seven tackles while also adding an interception and a pass defended in the win.
- At Miami (1/1), started at cornerback and had a team-leading seven tackles to go along with an interception and a pass defended in the win.
- Against Houston (1/14), picked off Brock Osweiler for a 23-yard return in the fourth quarter of the Divisional Round game. Added a five-yard sack of Osweiler to go along with seven total tackles and three passes defended.
- Against Pittsburgh (1/22), started at cornerback and led the team with nine tackles, while also contributing a pass defense in the AFC Championship game.
- Against Atlanta (2/5), started at cornerback and tied for the team lead with six tackles in the victory over the Falcons in Super Bowl LI.

2015 (16/14, 2/2 - New England): Played in all 16 regular season contests with 14 starts at cornerback and accumulated 82 tackles, a team-high four interceptions and 14 passes defended. Started both playoff games and accumulated 14 tackles and one pass defended.

- At Buffalo (9/20), registered four tackles and an interception late in the fourth quarter that helped New England seal the victory.
- At Indianapolis (10/18), started at right cornerback, and played every defensive snap in the win while recording a single-game, career-high 11 tackles and one pass defended.
- Against Miami (10/29), started at right cornerback and recorded eight tackles, one pass defended and an interception that set up a Patriots field goal in the win.
- Against Kansas City (1/16), made his first postseason start and recorded nine tackles in the Divisional playoff victory.

2014 (16/6, 3/0 - New England): Played all 16 regular season games with

six starts and compiled 36 tackles, two interceptions, six passes defended, one forced fumble and eight special teams tackles. Appeared in all three playoff games as a reserve and made four tackles, one pass defended and forced one fumble.

- At Miami (9/7), rotated in at defensive back in the season opener and forced his second career fumble that was recovered by Darrelle Revis in Patriots territory to prevent a Miami scoring drive.
- At Minnesota (9/14), started at cornerback and recorded his first interception of the season off Matt Cassel that led to a Patriots field goal in the win.
- Against Detroit (11/23), intercepted a Matthew Stafford pass intended for Golden Tate in the win.
- Against Baltimore (1/10), posted one tackle and forced a fumble in the AFC Divisional win.
- Against Seattle (2/1), posted one tackle and one pass defended in the Super Bowl XLIX win.

2013 (16/7, 2/0 - New England): Played all 16 regular season games with seven starts and posted 41 tackles, 1.5 sacks, five interceptions for 82 return yards and one touchdown, 10 passes defended and one forced fumble. Played in both postseason games as a reserve and registered 12 tackles. Led all NFL rookies and tied for the AFC lead with a team-high five interceptions.

- Against New Orleans (10/13), made his first career start.
- At N.Y. Jets (10/20), returned his first career interception 79 yards for a touchdown. Also collected four tackles.
- Against Miami (10/27), forced a fumble on his first NFL sack. Strip-sacked Ryan Tannehill, forcing a fumble that was recovered by Rob Ninkovich deep in Miami territory. New England scored a touchdown three plays later. Finished the game with four tackles, 1.5 sacks for 18 yards, one pass defended and one forced fumble.
- Against Denver (11/24), started as the nickel cornerback and intercepted a Peyton Manning pass early in the fourth quarter that led to a touchdown. Also posted four tackles.
- At Houston (12/1), intercepted a pass for the second straight game and made three tackles.
- At Baltimore (12/22), picked off two passes for the first two interception game of his career. The offense turned the interceptions into 10 points en route to a 41-7 win.

COLLEGE:

- Started 27 of 37 games at cornerback for Rutgers and recorded 170 career tackles with a half sack, 11 stops for losses of 49 yards and a quarterback pressure. Also forced two fumbles and recovered four others, returning one 18 yards. Deflected 39 passes and made seven interceptions for 73 yards in returns, including one touchdown.
- Earned first team All-American honors (Pro Football Weekly) and second-team All-America accolades from The NFL Draft Report, All-Big East Conference.

- As a junior (2012), started all 13 games, recording 94 tackles, 17 pass breakups and four interceptions. Named to All-Big East first team at cornerback and was named a semifinalist for the Jim Thorpe Award, given annually to college football's top defensive back. Earned Axe Player of the Year at RU banquet. Was a three-time member of the Big East All-Academic Football Team.

- As a sophomore (2011), started all 13 games and recorded 67 tackles, including 5.5 tackles for loss and a half sack. Named All-Big East second team for his efforts. Was a member of the Big East All-Academic Football Team.

- As a redshirt freshman (2010), appeared in 11 games at cornerback and posted nine tackles. Named a member of the Big East All-Academic Football Team.

- In 2009, reshirted in his first year with the Scarlet Knights.

- Majored in labor studies at Rutgers.

PERSONAL:

- Married to Ashley, and the couple has a daughter, Avery.
- Played both quarterback and cornerback at Eastern High School. Was rated the No. 1 cornerback in New Jersey by Rivals.com and ranked as the No. 9 overall prospect in New Jersey by Rivals.com and the No. 15 cornerback prospect nationally by ESPN.com.
- As a senior, threw for 1,070 yards and eight touchdowns and rushed for 699 yards and nine touchdowns while running a spread offense. Also tallied 43 tackles, two tackles for loss and five interceptions in earning South Jersey Player of the Year Defensive honors from the Philadelphia Inquirer.
- During his final two scholastic campaigns, Ryan threw for more than 2,500 yards and accounted for 35 total touchdowns in guiding Eastern to a 16-5 record and consecutive state playoff berths.
- Follow Ryan on Twitter and Instagram at @realloganryan.
- Born Logan Daniel Ryan on Feb. 9, 1991 in Berlin, N.J.

LOGAN RYAN'S GAME-BY-GAME

2013 New England Patriots

Date	Opp	W/L	P/S	Tot	Solo	Asst	Sk	- Yds	QBP	TFL	Int	- Yds	-TD	PD	FF	FR	- Yds	SpT	
Sept 8	@ Buf	W	p	0	0	0	0.0	0.0	NA	NA	0	0	0	0	0	0	0	0	0
Sept 12	NYJ	W	p	0	0	0	0.0	0.0	NA	NA	0	0	0	0	0	0	0	0	0
Sept 22	TB	W	p	3	2	1	0.0	0.0	NA	NA	0	0	0	0	0	0	0	0	0
Sept 29	@ Atl	W	p	3	2	1	0.0	0.0	NA	NA	0	0	0	0	0	0	0	0	0
Oct 6	@ Cin	L	p	3	2	1	0.0	0.0	NA	NA	0	0	0	0	0	0	0	0	0
Oct 13	NO	W	S	0	0	0	0.0	0.0	NA	NA	0	0	0	0	0	0	0	0	0
Oct 20	@ NYJ	L	S	4	4	0	0.0	0.0	NA	NA	1	79	1	1	0	0	0	0	0
Oct 27	Mia	W	p	4	4	0	1.5	14.0	NA	NA	0	0	0	1	1	0	0	0	0
Nov 3	Pit	W	p	3	3	0	0.0	0.0	NA	NA	0	0	0	0	0	0	0	0	0
Nov 18	@ Car	L	p	0	0	0	0.0	0.0	NA	NA	0	0	0	1	0	0	0	0	0
Nov 24	Den	W	S	4	3	1	0.0	0.0	NA	NA	1	0	0	1	0	0	0	0	0
Dec 1	@ Hou	W	S	3	3	0	0.0	0.0	NA	NA	1	2	0	2	0	0	0	0	0
Dec 8	Cle	W	S	5	3	2	0.0	0.0	NA	NA	0	0	0	0	0	0	0	0	0
Dec 15	@ Mia	L	p	2	1	1	0.0	0.0	NA	NA	0	0	0	1	0	0	0	0	0
Dec 22	@ Bal	W	S	1	0	1	0.0	0.0	NA	NA	2	1	0	3	0	0	0	0	0
Dec 29	Buf	W	S	6	6	0	0.0	0.0	NA	NA	0	0	0	0	0	0	0	0	0
Totals				12-4	16/7	41	33	8	1.5	14.0	NA	NA	5	82	1	10	1	0	0
Playoffs																			
Jan 11	Ind	W	p	4	4	0	0.0	0.0	NA	NA	0	0	0	0	0	0	0	0	0
Jan 19	@ Den	L	p	8	5	3	0.0	0.0	NA	NA	0	0	0	0	0	0	0	0	0
Totals				1-1	2/0	12	9	3	0.0	0.0	NA	NA	0	0	0	0	0	0	0

2014 New England Patriots

Date	Opp	W/L	P/S	Tot	Solo	Asst	Sk	- Yds	QBP	TFL	Int	- Yds	-TD	PD	FF	FR	- Yds	SpT	
Sept 7	@ Mia	L	p	1	1	0	0.0	0.0	NA	NA	0	0	0	0	0	0	0	0	1
Sept 14	@ Min	W	S	2	2	0	0.0	0.0	NA	NA	1	0	0	2	0	0	0	0	1
Sept 21	Oak	W	S	4	3	1	0.0	0.0	NA	NA	0	0	0	1	0	0	0	0	0
Sept 29	@ KC	L	S	2	2	0	0.0	0.0	NA	NA	0	0	0	0	0	0	0	0	0
Oct 5	Cin	W	p	1	1	0	0.0	0.0	NA	NA	0	0	0	0	0	0	0	0	3
Oct 12	@ Buf	W	p	0	0	0	0.0	0.0	NA	NA	0	0	0	0	0	0	0	0	0
Oct 16	NYJ	W	p	4	2	2	0.0	0.0	NA	NA	0	0	0	0	0	0	0	0	0
Oct 26	Chi	W	S	4	3	1	0.0	0.0	NA	NA	0	0	0	0	0	0	0	0	0
Nov 2	Den	W	p	0	0	0	0.0	0.0	NA	NA	0	0	0	0	0	0	0	0	1
Nov 16	@ Ind	W	p	3	2	1	0.0	0.0	NA	NA	0	0	0	2	0	0	0	0	0
Nov 23	Det	W	p	1	0	1	0.0	0.0	NA	NA	1	0	0	1	0	0	0	0	0
Nov 30	@ GB	L	S	3	2	1	0.0	0.0	NA	NA	0	0	0	0	0	0	0	0	0
Dec 7	@ SD	W	p	0	0	0	0.0	0.0	NA	NA	0	0	0	0	0	0	0	0	1
Dec 14	Mia	W	p	2	2	0	0.0	0.0	NA	NA	0	0	0	0	0	0	0	0	0
Dec 21	@ NYJ	W	p	4	2	2	0.0	0.0	NA	NA	0	0	0	0	0	0	0	0	1
Dec 28	Buf	L	S	5	2	3	0.0	0.0	NA	NA	0	0	0	0	0	0	0	0	0
Totals				12-4	16/6	36	24	12	0.0	0.0	NA	NA	2	0	0	6	0	0	8
Playoffs																			
Jan 10	Bal	W	p	1	1	0	0.0	0.0	NA	NA	0	0	0	0	0	1	0	0	0
Jan 18	Ind	W	p	2	2	0	0.0	0.0	NA	NA	0	0	0	0	0	0	0	0	0
Feb 1	Sea	W	p	1	1	0	0.0	0.0	NA	NA	0	0	0	1	0	0	0	0	0
Totals				3-0	3/0	4	4	0	0.0	0.0	NA	NA	0	0	0	1	1	0	0

LOGAN RYAN'S GAME-BY-GAME CONT.

2015 New England Patriots

Date	Opp	W/L	P/S	Tot Solo Asst	Sk - Yds	QBP	TFL	Int- Yds -TD	PD	FF	FR- Yds	SpT
Sept 10	Pit	W	p	0 0 0	0.0 0.0	NA	NA	0 0 0	0 0 0	0 0 0	0 0 0	0 0
Sept 20	@ Buf	W	p	4 3 1	0.0 0.0	NA	NA	1 0 0	1 0 0	0 0 0	0 0 0	0 0
Sept 27	Jax	W	S	4 4 0	0.0 0.0	NA	NA	0 0 0	0 0 0	0 0 0	0 0 0	0 0
Oct 11	@ Dal	W	S	5 4 1	0.0 0.0	NA	NA	1 25 0	1 0 0	0 0 0	0 0 0	0 0
Oct 18	@ Ind	W	S	11 6 5	0.0 0.0	NA	NA	0 0 0	1 0 0	0 0 0	0 0 0	0 0
Oct 25	NYJ	W	S	5 4 1	0.0 0.0	NA	NA	0 0 0	0 0 0	0 0 0	0 0 0	0 0
Oct 29	Mia	W	S	8 6 2	0.0 0.0	NA	NA	1 1 0	1 0 0	0 0 0	0 0 0	0 0
Nov 8	Was	W	S	6 6 0	0.0 0.0	NA	NA	1 13 0	2 0 0	0 0 0	0 0 0	0 0
Nov 15	@ NYG	W	S	3 3 0	0.0 0.0	NA	NA	0 0 0	1 0 0	0 0 0	0 0 0	0 0
Nov 23	Buf	W	S	9 7 2	0.0 0.0	NA	NA	0 0 0	1 0 0	0 0 0	0 0 0	0 0
Nov 29	@ Den	L	S	5 2 3	0.0 0.0	NA	NA	0 0 0	4 0 0	0 0 0	0 0 0	0 0
Dec 6	Phi	L	S	3 2 1	0.0 0.0	NA	NA	0 0 0	0 0 0	0 0 0	0 0 0	0 0
Dec 13	@ Hou	W	S	5 3 2	0.0 0.0	NA	NA	0 0 2	2 0 0	0 0 0	0 0 0	0 0
Dec 20	Ten	W	S	7 6 1	0.0 0.0	NA	NA	0 0 0	0 0 0	0 0 0	0 0 0	0 0
Dec 27	@ NYJ	L	S	4 3 1	0.0 0.0	NA	NA	0 0 0	0 0 0	0 0 0	0 0 0	0 0
Jan 3	@ Mia	L	S	3 3 0	0.0 0.0	NA	NA	0 0 0	0 0 0	0 0 0	0 0 0	0 0
Totals	12-4	16/14		82 62 20	0.0 0.0	NA NA		4 39 0	14 0 0	0 0 0	0 0 0	0 0
Playoffs												
Jan 16	KC	W	S	9 8 1	0.0 0.0	NA	NA	0 0 0	0 0 0	0 0 0	0 0 0	0 0
Jan 24	@ Den	L	S	5 5 0	0.0 0.0	NA	NA	0 0 0	1 0 0	0 0 0	0 0 0	0 0
Totals	1-1	2/2		14 13 1	0.0 0.0	NA NA		0 0 0	1 0 0	0 0 0	0 0 0	0 02016

New England Patriots

Date	Opp	W/L	P/S	Tot Solo Asst	Sk - Yds	QBP	TFL	Int- Yds -TD	PD	FF	FR- Yds	SpT
Sept 11	@ Ari	W	S	6 4 2	0.0 0.0	NA	NA	0 0 0	1 0 0	0 0 0	0 0 0	0 0
Sept 18	Mia	W	S	7 7 0	0.0 0.0	NA	NA	0 0 0	0 1 0	0 0 0	0 0 0	0 0
Sept 22	Hou	W	S	4 3 1	0.0 0.0	NA	NA	0 0 0	1 0 0	0 0 0	0 0 0	0 0
Oct 2	Buf	L	S	17 14 3	0.0 0.0	NA	NA	0 0 0	0 0 0	0 0 0	0 0 0	0 0
Oct 9	@ Cle	W	S	2 2 0	0.0 0.0	NA	NA	0 0 0	0 0 0	0 0 0	0 0 0	0 0
Oct 16	Cin	W	S	5 5 0	0.0 0.0	NA	NA	0 0 0	0 0 0	0 0 0	0 0 0	0 0
Oct 23	@ Pit	W	p	4 3 1	0.0 0.0	NA	NA	0 0 0	1 0 0	0 0 0	0 0 0	0 0
Oct 30	@ Buf	W	p	4 3 1	0.0 0.0	NA	NA	0 0 0	0 0 0	0 0 0	0 0 0	0 0
Nov 13	Sea	L	S	3 2 1	0.0 0.0	NA	NA	0 0 0	1 0 0	0 0 0	0 0 0	0 0
Nov 20	@ SF	W	S	3 2 1	0.0 0.0	NA	NA	0 0 2	0 0 0	0 0 0	0 0 0	0 0

Nov 27	@ NYJ	W	S	7 5 2	0.0 0.0	NA	NA	0 0 0	2 0 0	0 0 0	0 0 0	0 0
Dec 4	LA	W	S	5 5 0	1.0 12.0	NA	NA	0 0 0	0 0 0	0 0 0	0 0 0	0 0
Dec 12	Bal	W	S	7 5 2	0.0 0.0	NA	NA	0 0 0	0 0 0	0 0 0	0 0 0	0 0
Dec 18	@ Den	W	S	7 7 0	0.0 0.0	NA	NA	1 46 0	1 0 0	0 0 0	0 0 0	0 0
Dec 24	NYJ	W	p	4 1 3	0.0 0.0	NA	NA	0 0 0	1 0 0	0 0 0	0 0 0	0 0
Jan 1	@ Mia	W	S	7 6 1	0.0 0.0	NA	NA	1 0 0	1 0 0	0 0 0	0 0 0	0 0
Totals	14-2	16/13		92 74 18	1.0 12.0	NA NA		2 46 0	11 1 0	0 0 0	0 0 0	0 0
Playoffs												
Jan 14	Hou	W	S	7 4 3	1.0 5.0	NA	NA	1 23 0	3 0 0	0 0 0	0 0 0	0 0
Jan 22	Pit	W	S	9 8 1	0.0 0.0	NA	NA	0 0 0	1 0 0	0 0 0	0 0 0	0 0
Feb 5	Atl	W	S	6 4 2	0.0 0.0	NA	NA	0 0 0	0 0 0	0 0 0	0 0 0	0 0
Totals	3-0	3/3		22 16 6	1.0 5.0	NA NA		1 23 0	4 0 0	0 0 0	0 0 0	0 0

2017 Tennessee Titans

Date	Opp	W/L	P/S	Tot Solo Asst	Sk - Yds	QBP	TFL	Int- Yds -TD	PD	FF	FR- Yds	SpT
Sept 10	Oak	L	S	4 1 3	0.0 0.0	0	0	0 0 0	0 0 0	0 1 0	0 0 0	0 0
Sept 17	@ Jax	W	S	8 8 0	0.0 0.0	0	0	0 0 0	0 0 0	0 0 0	0 0 0	0 0
Sept 24	Sea	W	S	8 5 3	0.0 0.0	0	0	0 0 0	0 3 0	0 0 0	0 0 0	0 0
Oct 1	@ Hou											
Oct 8	@ Mia											
Oct 16	Ind											
Oct 22	@ Cle											
Nov 5	Bal											
Nov 12	Cin											
Nov 16	@ Pit											
Nov 26	@ Ind											
Dec 3	Hou											
Dec 10	@ Ari											
Dec 17	@ SF											
Dec 24	LAR											
Dec 31	Jax											
Totals	2-1	3/3		20 14 6	0.0 0.0	0 0 0		0 0 0	0 0 3	1 0 0	0 0 0	0 0

LOGAN RYAN'S NFL STATISTICS

REGULAR SEASON

Year	Team	GP		TACKLES							INTERCEPTIONS					FUMBLES			
		GS		Tot	Solo	Asst	Sk	Yds	QBP	TFL	No	Yds	Lg	TD	PD	FF	FR	Yds	SpT
2013	New England	16	7	41	33	8	1.5	14.0	NA	NA	5	82	79t	1	10	1	0	0	0
2014	New England	16	6	36	24	12	0.0	0.0	NA	NA	2	0	0	0	6	1	0	0	8
2015	New England	16	14	82	62	20	0.0	0.0	NA	NA	4	39	25	0	14	0	0	0	0
2016	New England	16	13	92	74	18	1.0	12.0	NA	NA	2	46	46	0	11	1	0	0	0
2017	Tennessee	3	3	20	14	6	0.0	0.0	0	0	0	0	0	0	3	1	0	0	0
NFL Totals		67	43	271	207	64	2.5	26.0	0	0	13	167	79t	1	44	4	0	0	8

PLAYOFFS

Year	Team	GP		TACKLES							INTERCEPTIONS					FUMBLES			
		GS		Tot	Solo	Asst	Sk	Yds	QBP	TFL	No	Yds	Lg	TD	PD	FF	FR	Yds	SpT
2013	New England	2	0	12	9	3	0.0	0.0	NA	NA	0	0	0	0	0	0	0	0	0
2014	New England	3	0	4	4	0	0.0	0.0	NA	NA	0	0	0	0	1	1	0	0	0
2015	New England	2	2	14	13	1	0.0	0.0	NA	NA	0	0	0	0	1	0	0	0	0
2016	New England	3	3	22	16	6	1.0	5.0	NA	NA	1	23	23	0	4	0	0	0	0
Playoff Totals		10	5	52	42	10	1.0	5.0	NA	NA	1	23	23	0	6	1	0	0	0

Single-Game Highs


Tackles - 17 vs. Buffalo (10/2/16)
 Interceptions - 2 at Baltimore (12/22/13)
 Interception Long - 79t at N.Y. Jets (10/20/13)
 Sacks - 1.5 vs. Miami (10/27/13)
 Passes Defensed - 4 at Denver (11/29/15)
 Forced Fumble - 1 (Four times, last vs. Oakland 9/10/17)

Playoff Single-Game Highs

Tackles - 9 (Twice, last vs. Pittsburgh 1/22/17)
 Interceptions - 1 vs. Houston (1/14/17)
 Interception Long - 23 vs. Houston (1/14/17)
 Sacks - 1 vs. Houston (1/14/17)
 Passes Defensed - 3 vs. Houston (1/14/17)
 Forced Fumble - 1 vs. Baltimore (1/10/14)

Additional Statistics

Touchdowns - 1, 79-yard interception return at N.Y. Jets (10/20/13)



62 BRIAN SCHWENKE

CENTER/GUARD • 6'3" • 318 LBS • COLLEGE: CALIFORNIA

ACQUIRED: FREE AGENT - 2017

NFL EXPERIENCE (NFL/TITANS): 5/5 • HOMETOWN: OCEANSIDE, CALIF.

GAMES PLAYED/GAMES STARTED: 44/28 (PLAYOFFS: 0/0)



PRO: The Titans re-signed Brian Schwenke in Week 1 of the 2017 season. A nimble athlete with a thick build, the 6-foot-3-inch, 318-pounder has appeared in 41 games with 28 starts, all for the Titans. He was originally selected by the Titans in the fourth round (107th overall) of the 2013 NFL Draft. Schwenke began his impressive post-college showing at the 2013 Senior Bowl, when he fared well in practices and started for the winning South squad. At the 2013 NFL Combine, he ranked among the event's top offensive linemen in several categories, including the three-cone drill (tied for second place at 7.31 seconds), 40-yard dash (sixth at 4.99 seconds), broad jump (tied for 10th at 108 inches) and bench press (tied for eighth with 31 reps of 225 pounds).

CAREER HIGHLIGHTS:

- In 2016, appeared in all 16 games and made three starts at left guard, the first of his career.
- In 2014, Schwenke started the first 11 games at center until his season was cut short due to injury.
- As a rookie in 2013, Schwenke started all nine contests in which he appeared at center for the Titans.
- As a senior at Cal, Schwenke played center for the first time. He started all 12 games for the Golden Bears and was named first-team All-Pac-12 by the league's coaches.

TITANS TIDBITS:

- Schwenke was an avid surfer during the time he spent living in Hawaii as a result of his father's job in the Navy.
- His father, Brian Sr., was a SERE (Survival, Evasion, Resistance and Escape) trainer in the Navy from 1990–2002.
- Schwenke spent time training prior to the 2013 NFL Draft with the Titans' eventual first-round pick, guard Chance Warmack.
- Schwenke enjoyed swimming with whale sharks on his honeymoon in Cabo in 2014. He also has enjoyed traveling to Europe, including visits to Ireland, Amsterdam, Brussels, Prague, Vienna and Budapest.
- He owns three dogs: an English bulldog named Vinny, a Dogo Argentino named Nala, and a golden doodle named Calli.

CAREER TRANSACTIONS:

- A native of Oceanside, Calif., Schwenke was selected by the Titans in the fourth round (107th overall) of the 2013 NFL Draft.
- Signed by the Indianapolis Colts as an unrestricted free agent on March 13, 2017.
- Waived by the Colts on Sept. 3, 2017.
- Signed by the Titans as a free agent on Sept. 4, 2017.

SEASON RECAPS:

2017 (3/0):

- Against Oakland (9/10), saw limited action as a reserve on special teams.
- At Jacksonville (9/17), played as a reserve on special teams protection units.
- Against Seattle (9/24), saw action as a reserve on special teams.

2016 (16/3):

- Appeared in all 16 games and made three starts at left guard.
- Against Indianapolis (10/23), played as a reserve at left guard after Quinton Spain left the game early in the second quarter with an injury.
- Against Jacksonville (10/27), made his first career start at left guard and opened holes for Titans' ball carriers to accumulate 214 yards on the ground. Was a part of an offensive front that did not allow a sack in 23 pass attempts.

- At San Diego (11/6), started at left guard and was a part of an offensive line that did not allow a sack on 43 pass attempts.

- Against Green Bay (11/13), started at left guard and blocked for an offense that amassed 446 total yards and six touchdowns in a 47-25 victory against the Packers.

2015 (5/5):

- Started five games at center before being placed on injured reserve on Oct. 20, 2015.
- At Tampa Bay (9/13), started at center and was a member of an offensive front that opened holes for Titans rushers to gain 124 yards on the ground.
- At Cleveland (9/20), started at center and helped block for Titans ball carriers to amass 166 rushing yards on 30 carries.
- Against Indianapolis (9/27), started at center and helped protect Marcus Mariota, allowing him to pass for 367 yards.
- Against Miami (10/18), started at center but left the game in the third quarter with an injury.

2014 (11/11):

- Started the first 11 games of the season at center. Caught one pass for six yards off a deflection. Was placed on injured reserve on Nov. 25, 2014.
- At Kansas City (9/7), started at center and helped open holes for Titans' rushers to gain 162 yards on the ground.
- At Cincinnati (9/21), started at center and helped block for Titans' rushers to gain 149 yards on 28 carries (5.3 avg.).
- Against Cleveland (10/5), started at center and helped the Titans' offense amass 410 total yards.
- Against Pittsburgh (11/17), started at center and was a part of an offensive front that did not allow a sack on 24 pass attempts.
- At Philadelphia (11/23), started at center and left the game in the fourth quarter with an injury.

2013 (9/9):

- Started nine games at center in his rookie campaign. Was inactive for seven games, including the first six contests. Appeared in his first career NFL game and registered the start at center against San Francisco (10/20/13).
- Against San Francisco (10/20), made his first career NFL start at center.
- At St. Louis (11/3), started at center and blocked for Titans' ball carriers to gain 198 rushing yards on 35 carries (5.7 avg.).
- Against Jacksonville (11/10), started at center before leaving the game early in the second quarter with an injury.
- At Oakland (11/24), started at center and was a part of an offensive front that protected Ryan Fitzpatrick, allowing him to throw for 320 yards and two touchdowns.
- Against Arizona (12/15), started at center and helped protect Ryan Fitzpatrick allowing him to throw for a career-high 402 yards. Recovered a Ryan Fitzpatrick fumble and rumbled for four yards in the first quarter.
- At Jacksonville (12/22), started at center and helped open holes for Titans ball carriers to accumulate 182 yards on the ground.

COLLEGE:

- In four seasons with the California Golden Bears (2009-12), he played in 48 of 50 possible games. Started 36 of 37 possible contests over his final three campaigns. Started games at three different positions during his career, making 16 starts at left guard, 12 at center and eight at right guard.
- As a senior (2012), named first-team All-Pac-12 by the league's coaches and second-team All-Pac-12 by Phil Steele in his first season as the team's starting center. Added a pair of team honors by capturing the Brick Muller Award as Cal's Most Valuable Lineman and a Cort Majors Team Captain Award. Became one of only five Cal players to start each of the team's 12

games. Moved to center for the first time at Cal during spring practice after spending most of the first three seasons of his collegiate career at guard.

- As a junior (2011), played in and started 12 of the team's 13 games at left guard, missing a contest against Washington State (11/5) due to illness that was the only missed start by the team's five starting offensive linemen all season. Totaled four pancakes, 28 knockdowns and 17 cut blocks.

- As a sophomore (2010), started all 12 games, with the first eight starts coming at left guard before he was moved to right guard for his final four starts.

- As a freshman (2009), played in 12 of 13 possible games off the bench primarily on special teams and as a reserve offensive lineman. He was one of only three true freshmen to play in 2009 along with kicker Vincenzo D'Amato and tailback Isi Sofele.

- Graduated in December 2012 with a degree in political science.

PERSONAL:

- Married to Mandi, and the couple splits time between Nashville and San Diego.

- Attended Oceanside (Calif.) High School, where he was regarded as the state of California's 60th-best overall prospect by Rivals, which also rated him the 44th-best offensive guard in the nation. Ranked as the nation's No. 9 offensive player by ESPN. Named first-team All-State, All-Area, All-County, All-San Diego Section and All-Valley League as a senior in 2008. Added All-Region accolades from both Prepstar and SuperPrep during his senior campaign for a team that finished with a 12-0-1 record and won a regular-season Valley League title, as well as a San Diego Section crown. Also played defense as a senior, contributing 17 tackles.

- As a junior in 2007, selected first-team All-Valley League, second-team All-County and second-team All-State, as his squad finished 12-1 overall and won the state title.

- Follow Schwenke on Twitter: @BrianSchwenke

- Follow Schwenke on Instagram: @bschwenke62

- One of his best friends is former University of Kentucky and current Detroit Lions guard Larry Warford.

- List of favorites: (movie) "Pulp Fiction"; (TV show) "Game of Thrones"; (actor) Tom Hardy; (music artists) Radiohead and Led Zeppelin; (books) *Harry Potter* series by J. K. Rowling and *The Lord of the Rings* series by J.R.R. Tolkien; (favorite athlete as a child) Jerome Bettis; (video games) "Halo" and "Call of Duty"; (school subject) political science; and (food) Kalua pork fried rice.

- Born Brian Max Schwenke Jr. on March 22, 1991 in Waukegan, Ill.

BRIAN SCHWENKE'S NFL STATISTICS

REGULAR SEASON

Year	Team	GP	GS
2013	Tennessee	9	9
2014	Tennessee	11	11
2015	Tennessee	5	5
2016	Tennessee	16	3
2017	Tennessee	3	0
NFL Totals		44	28

Starts Breakdown:

2013 - C 9; 2014 - C 11; 2015 - C 5; 2016 - LG 3

Additional Career Statistics

Fumble Recovery - 1 for 4 yards (2013)

Tackles - 2 (2013), 3 (2014)

Receptions - 1 for 6 yards (at Philadelphia, 11/23/14)

Fumble - 1 (at Philadelphia, 11/23/14)



21 Da'NORRIS SEARCY

SAFETY • 5'11" • 207 LBS • COLLEGE: NORTH CAROLINA
ACQUIRED: UNRESTRICTED FREE AGENT (BUFFALO) - 2015
NFL EXPERIENCE (NFL/TITANS): 7/3 • HOMETOWN: DECATUR, GA.
GAMES PLAYED/GAMES STARTED: 94/52 (PLAYOFFS: 0/0)



PRO: At the start of the 2015 NFL free agency period, the Titans showed interest in safety Da'Norris Searcy and before the conclusion of his first day on the open market, the two sides had agreed to terms on a deal that brought the four-year veteran to Nashville. The University of North Carolina product was originally drafted by the Buffalo Bills in the fourth round of the 2011 NFL Draft. The 5-foot-11-inch, 207-pounder arrived in Tennessee coming off the two best seasons of his career where he appeared in 31 games with 20 starts with the Bills and amassed 127 tackles, 3.5 sacks, four interceptions and 12 passes defended from 2013-2014. In his first two years with the Titans, he started 27 games and totaled two interceptions and 105 tackles.

CAREER HIGHLIGHTS:

- In 2015, Searcy collected 54 tackles, an interception, a half sack, a quarterback pressure and four passes defended in his first campaign with the Titans.
- In 2014, Searcy saw action in 15 games and tallied 58 tackles, a career-best three interceptions, a forced fumble, a fumble recovery and five passes defended.
- In 2013, Searcy compiled career-highs with 69 tackles, 3.5 sacks, seven passes defended and five tackles for loss. He also found the end zone twice on defense, posting a 74-yard fumble return for a score and a 32-yard interception for a touchdown.

TITANS TIDBITS:

- Searcy started wearing No. 21 at North Carolina because his grandmother was born in 1921.
- Searcy has tattoos of a cross and angel wings to represent his grandmother and great grandmother.
- He spent time last year learning how to disc jockey and is interested in pursuing being a DJ.

CAREER TRANSACTIONS:

- The Decatur, Ga., native was selected by the Buffalo Bills in the fourth round (100th overall) of the 2011 NFL Draft.
- Signed by the Titans as an unrestricted free agent on March 12, 2015.

SEASON RECAPS:

2017 (3/2 - Tennessee): Has tied for the team lead in passes defended once in 2017 (at JAX).

- Against Oakland (9/10), saw action as a reserve at safety in the fourth quarter after Johnathan Cyprien left the game with an injury. Posted three tackles.
- At Jacksonville (9/17), started at safety and collected four tackles and an interception. Intercepted a Blake Bortles pass intended Marqise Lee early in the third quarter.
- Against Seattle (9/24), started at safety.

2016 (14/14 - Tennessee): Started 14 games at safety and registered 51 tackles, an interception, two stops for loss, eight passes defended and a fumble recovery. Collected two special teams tackles. Was inactive for two games (at HOU, at MIA). Tied for the team lead in passes defended twice in 2016 (at DET, vs. HOU). Tied for the team lead in tackles for loss once in 2016 (vs. MIN). Tied for the team lead in special teams tackles once in 2016 (vs. GB).

- Against Minnesota (9/11), started at safety and collected six tackles, including two stops for loss and a pass defended. Stuffed Adrian Peterson for a two-yard loss on a rush off right guard in the third quarter. Broke up a pass intended for Kyle Rudolph in the final stanza. Halted Stefon Diggs

for a one-yard loss on a reverse in the fourth quarter.

- At Detroit (9/18), started at safety and posted five tackles and a pass defended. Batted down a deep pass intended for Eric Ebron in the first quarter.
- Against Oakland (9/25), tallied five tackles.
- Against Cleveland (10/16), notched a tackle and a pass defended.
- Against Indianapolis (10/23), collected two tackles.
- Against Jacksonville (10/27), posted two tackles.
- At San Diego (11/6), tallied eight tackles.
- Against Green Bay (11/13), notched four tackles. Tied for the team lead with two special teams tackles.
- At Indianapolis (11/20), recorded two tackles.
- At Chicago (11/27), registered six tackles, an interception and another pass defended. Ended the Bears' opening drive by breaking up a fourth-and-one pass intended for Logan Paulsen. Halted a potential Bears' scoring drive by intercepting a Matt Barkley pass intended for Cameron Meredith in the end zone early in the third quarter.
- At Kansas City (12/18), tallied a tackle before leaving the game in the second quarter with an injury.
- At Jacksonville (12/24), posted two tackles and a fumble recovery. Recovered a Chris Ivory fumble at the Jaguars' 26-yard line that was forced by Brian Orakpo early in the third quarter.
- Against Houston (1/1), registered five tackles and a team-best two passes defended. Broke up a pass intended for C.J. Fiedorowicz in the third stanza. Broke up a pass intended for Wendall Williams in the fourth quarter.

2015 (15/13 - Tennessee): Played in 15 games with 13 starts at safety in his first season with the Titans. Registered 54 tackles, an interception, a half sack, a quarterback pressure and four passes defended. Was inactive for one contest. Led the team in passes defended once in 2015 (vs. MIA).

- At Tampa Bay (9/13), started at safety and collected four tackles. Combined with Zach Brown to stonewall Doug Martin for no gain on a fourth-and-one rush in the second quarter.
- At Cleveland (9/20), started at safety and amassed three tackles. Combined with Derrick Morgan to stop Duke Johnson for no gain on a rush off right guard in the third quarter.
- Against Miami (10/18), started at safety and tallied eight tackles and a team-high three passes defended. Deflected a Ryan Tannehill pass intended for Jordan Cameron that was then intercepted by Michael Griffin in the second quarter. Broke up a pass intended for Cameron in the third stanza. Batted down a pass intended for Cameron early in the fourth quarter.
- Against Jacksonville (12/6), started at safety and posted four tackles, a half sack and a quarterback pressure. Combined with Karl Klug to drop Blake Bortles for an 11-yard sack on fourth-and-four during the Jaguars' final drive in the fourth quarter.
- At N.Y. Jets (12/13), played as a reserve at safety and amassed a tackle.
- At Indianapolis (1/3), started at safety and recorded three tackles with an interception. Collected his first interception as a member of the Titans when he picked off a pass intended for Daniel Herron deep in Colts' territory late in the first quarter.

2014 (15/13 - Buffalo): Played in 15 games with 13 starts at free safety and tallied 58 tackles, three interceptions, a forced fumble, a fumble recovery and five passes defended. Was inactive for one game against Green Bay.

- Against Miami (9/14), started at free safety and tallied five total tackles, including a tackle for loss and a pass defended.

- At Houston (9/28), saw time at free safety and notched a fumble recovery in the second quarter, following Andre Johnson's fumble. Recorded three total tackles and one quarterback hit.
- Against Minnesota (10/19), started at free safety and tallied six tackles, while recording a half sack and a quarterback hit.
- At N.Y. Jets (10/26), started at free safety and recorded three total tackles, one pass defended and his first interception of the season.
- At Miami (11/13), started at free safety and tallied five tackles on defense. Made two tackles and forced a fumble on special teams.
- Against Cleveland (11/30), started at free safety and notched a career-high two interceptions. Made four tackles and had three passes defended.
- At Oakland (12/21), started at free safety and led the team with 11 tackles.

2013 (16/7 - Buffalo): Played in all 16 games with seven starts and finished with a career-high 69 tackles, a career-high 3.5 sacks, seven passes defended and five tackles for loss. Collected two touchdowns on the year.

- Against New England (9/8), scored his first career touchdown on a 74-yard fumble return. Also added his first career sack in addition to eight tackles.
- Against Baltimore (9/29), produced six tackles and a career-high four passes defended including a tipped pass that led to Kiko Alonso's game-saving interception with 1:04 left in the game.
- Against Cincinnati (10/13), posted a career-high 16 tackles, including three tackles for loss and a sack.
- At New Orleans (10/27), produced two tackles and half a sack.
- Against N.Y. Jets (11/17), recorded a 32-yard interception touchdown in the third quarter.
- Against Miami (12/22), produced a sack and added a tackle, tackle for loss, quarterback hit and pass defended.

2012 (15/0 - Buffalo): Played in 15 games as a reserve and amassed 31 tackles, two forced fumbles and a pass defended. Was inactive for the regular season finale.

- Against New England (9/30), posted two tackles and forced his first fumble on the final drive, but the ball was recovered by the Patriots.
- Against Jacksonville (12/2), totaled three tackles including two for loss and added a forced fumble.
- Against St. Louis (12/9), produced five tackles including one tackle for loss.

2011 (16/3 - Buffalo): Saw action in all 16 games with three starts and collected 29 tackles and an interception. Posted five special teams tackles.

- Against Oakland (9/18), recorded first career interception on final hail mary attempt to preserve a 38-35 victory.
- At Dallas (11/13), filled-in for an injured George Wilson in the second half and finished with five tackles.
- At Miami (11/20), made his first NFL start and posted a game-high 11 tackles.
- Against Tennessee (12/4), recorded eight defensive tackles and one on special teams.

COLLEGE:

- Made 23 starts in 48 games at North Carolina as two-year starter at strong safety and leading return man.
- Finished Tar Heel career with 106 tackles, two sacks, five stops for a loss, 10 passes defended and five interceptions. Returned 35 punts for 440 yards and 20 kickoffs for 484 yards.
- As a senior (2010), played in 10 games with nine starts and led the Tar Heels and ranked 15th in the nation with four interceptions. Posted a career-best 37 tackles with two tackles for a loss and a team-high eight passes defended.
- As a junior (2009), named an All-Atlantic Coast Conference first-team selection as a punt returner by The NFL Draft Report. Ranked second in the Atlantic Coast Conference and fifth in the country with a 14.6 yard punt return average. Notched 35 tackles, adding three passes defended and one interception. Returned seven kickoffs for a 23.1 average.
- As a sophomore (2008), saw action primarily on special teams and as a reserve safety in 13 games. Totaled 25 tackles, two sacks and three passes defended.
- As a freshman (2007), appeared in all 12 games, primarily on special teams and as a reserve safety, totaling nine tackles and four stops for a loss. One of 11 true Tar Heel freshman to see the playing field.
- Majored in communications at North Carolina.

PERSONAL:

- Married to Kennetra and the couple has a daughter, Kenna.
- Was a two-way standout at defensive back and running back at Towers (Decatur, Ga.) High School and was tabbed the No. 17 player in Georgia by SuperPrep.
- As a senior, recorded 71 tackles, eight stops for a loss and three sacks, while amassing 1,607 rushing yards and 16 touchdowns.
- Totaled 707 rushing yards and seven touchdowns in junior year with 41 tackles.
- Enjoys four-wheeling and outdoor sports.
- Follow Searcy on Twitter at @DSearcy25.
- Born Da'Norris Searcy on Nov. 16, 1988 in Decatur, Ga.

Da'NORRIS SEARCY'S GAME-BY-GAME

2011 Buffalo Bills

Date	Opp	W/L	P/S	Tot	Solo	Asst	Sk	- Yds	QBP	TFL	Int	- Yds	-TD	PD	FF	FR	- Yds	SpT
Sept 11	@ KC	W	p	0	0	0	0.0	0.0	0	0	0	0	0	0	0	0	0	NA
Sept 18	Oak	W	p	0	0	0	0.0	0.0	0	0	1	0	0	1	0	0	0	NA
Sept 25	NE	W	p	0	0	0	0.0	0.0	0	0	0	0	0	0	0	0	0	NA
Oct 2	@ Cin	L	p	0	0	0	0.0	0.0	0	0	0	0	0	0	0	0	0	NA
Oct 9	Phi	W	p	0	0	0	0.0	0.0	0	0	0	0	0	0	0	0	0	NA
Oct 16	@ NYG	L	p	0	0	0	0.0	0.0	0	0	0	0	0	0	0	0	0	NA
Oct 30	Was	W	p	1	1	0	0.0	0.0	0	0	0	0	0	0	0	0	0	NA
Nov 6	NYJ	L	p	0	0	0	0.0	0.0	0	0	0	0	0	0	0	0	0	NA
Nov 13	@ Dal	L	p	5	3	2	0.0	0.0	0	0	0	0	0	0	0	0	0	NA
Nov 20	@ Mia	L	S	11	9	2	0.0	0.0	0	0	0	0	0	0	0	0	0	NA
Nov 27	@ NYJ	L	S	3	3	0	0.0	0.0	0	0	0	0	0	0	0	0	0	NA
Dec 4	Ten	L	S	8	5	3	0.0	0.0	0	0	0	0	0	0	0	0	0	NA
Dec 11	@ SD	L	p	1	1	0	0.0	0.0	0	0	0	0	0	0	0	0	0	NA
Dec 18	Mia	L	p	0	0	0	0.0	0.0	0	0	0	0	0	0	0	0	0	NA
Dec 24	Den	W	p	0	0	0	0.0	0.0	0	0	0	0	0	0	0	0	0	NA
Jan 1	@ NE	L	p	0	0	0	0.0	0.0	0	0	0	0	0	0	0	0	0	NA
Totals				6-10	16/3	29	22	7	0.0	0.0	0	0	1	0	0	0	0	5

2012 Buffalo Bills

Date	Opp	W/L	P/S	Tot	Solo	Asst	Sk	- Yds	QBP	TFL	Int	- Yds	-TD	PD	FF	FR	- Yds	SpT	
Sept 9	@ NYJ	L	p	2	1	1	0.0	0.0	0	0	0	0	0	0	0	0	0	NA	
Sept 16	KC	W	p	3	2	1	0.0	0.0	0	0	0	0	0	0	0	0	0	NA	
Sept 23	@ Cle	W	p	0	0	0	0.0	0.0	0	0	0	0	0	0	0	0	0	NA	
Sept 30	NE	L	p	2	1	1	0.0	0.0	0	0	0	0	0	0	0	1	0	NA	
Oct 7	@ SF	L	p	3	3	0	0.0	0.0	0	0	0	0	0	0	0	0	0	NA	
Oct 14	@ Ari	W	p	0	0	0	0.0	0.0	0	0	0	0	0	0	0	0	0	NA	
Oct 21	Ten	L	p	0	0	0	0.0	0.0	0	0	0	0	0	0	0	0	0	NA	
Nov 4	@ Hou	L	p	3	3	0	0.0	0.0	0	0	0	0	0	0	0	0	0	NA	
Nov 11	@ NE	L	p	3	3	0	0.0	0.0	0	1	0	0	0	0	0	0	0	NA	
Nov 15	Mia	W	p	4	3	1	0.0	0.0	0	0	0	0	0	0	0	0	0	NA	
Nov 25	@ Ind	L	p	4	1	3	0.0	0.0	0	0	0	0	0	0	0	0	0	NA	
Dec 2	Jax	W	p	3	2	1	0.0	0.0	0	2	0	0	0	0	1	0	0	NA	
Dec 9	StL	L	p	5	2	3	0.0	0.0	0	1	0	0	0	0	0	0	0	NA	
Dec 16	Sea	L	p	3	1	2	0.0	0.0	0	0	0	0	0	0	0	0	0	NA	
Dec 23	@ Mia	L	p	0	0	0	0.0	0.0	0	0	0	0	0	0	1	0	0	NA	
Dec 30	Jax	W	IA																
Totals				6-10	15/0	35	22	13	0.0	0.0	0	4	0	0	0	1	2	0	4

Da'NORRIS SEARCY'S GAME-BY-GAME

2013 Buffalo Bills

Date	Opp	W/L	P/S	Tot Solo Asst	Sk - Yds	QBPs	TFL	Int - Yds -TD	PD	FF	FR - Yds	SpT
Sept 8	NE	L	S	8 4 4	1.0 5.0	1	1	0 0 0 0 0 0	1	74t	NA	
Sept 15	Car	W	S	7 4 3	0.0 0.0	0	0	0 0 0 0 0 0	0	0	NA	
Sept 22	@ NYJ	L	S	5 4 1	0.0 0.0	0	0	0 0 0 0 0 0	0	0	NA	
Sept 29	Bal	W	S	6 6 0	0.0 0.0	0	0	0 0 0 0 4 0	0	0	NA	
Oct 3	@ Cle	L	S	6 3 3	0.0 0.0	0	0	0 0 0 0 0 0	0	0	NA	
Oct 13	Cin	L	S	16 13 3	1.0 10.0	1	3	0 0 0 0 0 0	0	0	NA	
Oct 20	@ Mia	W	S	2 2 0	0.0 0.0	0	0	0 0 0 0 0 0	0	0	NA	
Oct 27	@ NO	L	p	2 1 1	0.5 4.5	1	0	0 0 0 0 0 0	0	0	NA	
Nov 3	KC	L	p	1 1 0	0.0 0.0	0	0	0 0 0 0 0 0	0	0	NA	
Nov 10	@ Pit	L	p	2 0 2	0.0 0.0	0	0	0 0 0 0 0 0	0	0	NA	
Nov 17	NYJ	W	p	0 0 0	0.0 0.0	0	0	1 32 1 1 0 0	0	0	NA	
Dec 1	Atl	L	p	2 1 1	0.0 0.0	0	0	0 0 0 0 0 0	0	0	NA	
Dec 8	@ TB	L	p	0 0 0	0.0 0.0	0	0	0 0 0 0 0 0	0	0	NA	
Dec 15	@ Jax	W	p	4 4 0	0.0 0.0	0	0	0 0 0 0 1 0	0	0	NA	
Dec 22	Mia	W	p	1 1 0	1.0 5.0	0	1	0 0 0 0 1 0	0	0	NA	
Dec 29	@ NE	L	p	7 1 6	0.0 0.0	0	0	0 0 0 0 0 0	0	0	NA	
Totals	6-10	16/7		69 45 24	3.5 24.5	3	5	1 32 1 7 0 1	7	74t	2	

Nov 15	Car	L	S	4 4 0	0.0 0.0	0	0	0 0 0 0 0 0	0	0	0	0
Nov 19	@ Jax	L	S	3 3 0	0.0 0.0	0	0	0 0 0 0 0 0	0	0	0	0
Nov 29	Oak	L	p	5 3 2	0.0 0.0	0	0	0 0 0 0 0 0	0	0	0	0
Dec 6	Jax	W	S	4 3 1	0.5 5.5	1	0	0 0 0 0 0 0	0	0	0	0
Dec 13	@ NYJ	L	p	1 1 0	0.0 0.0	0	0	0 0 0 0 0 0	0	0	0	0
Dec 20	@ NE	L	IA									
Dec 27	Hou	L	S	4 3 1	0.0 0.0	0	0	0 0 0 0 0 0	0	0	0	0
Jan 3	@ Ind	L	S	3 1 2	0.0 0.0	0	0	0 1 5 0 1 0	0	0	0	0
Totals	3-13	15/13		54 41 13	0.5 5.5	1	0	1 5 0 4 0 0	0	0	0	0

2016 Tennessee Titans

Date	Opp	W/L	P/S	Tot Solo Asst	Sk - Yds	QBPs	TFL	Int - Yds -TD	PD	FF	FR - Yds	SpT
Sept 11	Min	L	S	6 6 0	0.0 0.0	0	2	0 0 0 0 1 0	0	0	0	0
Sept 18	@ Det	W	S	5 5 0	0.0 0.0	0	0	0 0 0 0 0 1	0	0	0	0
Sept 25	Oak	L	S	5 5 0	0.0 0.0	0	0	0 0 0 0 0 0	0	0	0	0
Oct 2	@ Hou	L	IA									
Oct 9	@ Mia	W	IA									
Oct 16	Cle	W	S	1 1 0	0.0 0.0	0	0	0 0 0 0 0 1	0	0	0	0
Oct 23	Ind	L	S	2 2 0	0.0 0.0	0	0	0 0 0 0 0 0	0	0	0	0
Oct 27	Jax	W	S	2 2 0	0.0 0.0	0	0	0 0 0 0 0 0	0	0	0	0
Nov 6	@ SD	L	S	8 4 4	0.0 0.0	0	0	0 0 0 0 0 0	0	0	0	0
Nov 13	GB	W	S	4 4 0	0.0 0.0	0	0	0 0 0 0 0 0	0	0	0	2
Nov 20	@ Ind	L	S	2 2 0	0.0 0.0	0	0	0 0 0 0 0 0	0	0	0	0
Nov 27	@ Chi	W	S	6 3 3	0.0 0.0	0	0	0 1 0 0 2 0	0	0	0	0
Dec 11	Den	W	S	2 0 2	0.0 0.0	0	0	0 0 0 0 0 1	0	0	0	0
Dec 18	@ KC	W	S	1 0 1	0.0 0.0	0	0	0 0 0 0 0 0	0	0	0	0
Dec 24	@ Jax	L	S	2 1 1	0.0 0.0	0	0	0 0 0 0 0 1	0	0	0	0
Jan 1	Hou	W	S	5 4 1	0.0 0.0	0	0	0 0 0 0 2 0	0	0	0	2
Totals	9-7	14/14		51 39 12	0.0 0.0	0	2	1 0 0 8 0 1	0	0	8	0 1 0 2

2017 Tennessee Titans

Date	Opp	W/L	P/S	Tot Solo Asst	Sk - Yds	QBPs	TFL	Int - Yds -TD	PD	FF	FR - Yds	SpT
Sept 10	Oak	L	p	3 3 0	0.0 0.0	0	0	0 0 0 0 0 0	0	0	0	0
Sept 17	@ Jax	W	S	4 3 1	0.0 0.0	0	0	0 0 1 8 0 1	0	0	0	0
Sept 24	Sea	W	S	0 0 0	0.0 0.0	0	0	0 0 0 0 0 0	0	0	0	0
Oct 1	@ Hou											
Oct 8	@ Mia											
Oct 16	Ind											
Oct 22	@ Cle											
Nov 5	Bal											
Nov 12	Cin											
Nov 16	@ Pit											
Nov 26	@ Ind											
Dec 3	Hou											
Dec 10	@ Ari											
Dec 17	@ SF											
Dec 24	LAR											
Dec 31	Jax											
Totals	2-1	3/2		7 6 1	0.0 0.0	0	0	1 8 0 1 0 0	0	0	1	0 0 0 0

2014 Buffalo Bills


Date	Opp	W/L	P/S	Tot Solo Asst	Sk - Yds	QBPs	TFL	Int - Yds -TD	PD	FF	FR - Yds	SpT
Sept 7	@ Chi	W	S	4 3 1	0.0 0.0	0	0	0 0 0 0 0 0	0	0	0	0
Sept 14	Mia	W	S	5 4 1	0.0 0.0	0	1	0 0 0 0 1 0	0	0	0	0
Sept 21	SD	L	S	1 1 0	0.0 0.0	0	0	0 0 0 0 0 0	0	0	0	0
Sept 28	@ Hou	L	p	3 1 2	0.0 0.0	1	0	0 0 0 0 0 1	0	0	0	0
Oct 5	@ Det	W	S	1 0 1	0.0 0.0	0	0	0 0 0 0 0 0	0	0	0	0
Oct 12	NE	L	p	2 1 1	0.0 0.0	0	0	0 0 0 0 0 0	0	0	0	0
Oct 19	Min	W	S	6 3 3	0.5 5.5	1	0	0 0 0 0 0 0	0	0	0	0
Oct 26	@ NYJ	W	S	3 1 2	0.0 0.0	0	0	1 32 0 1 0 0	0	0	0	0
Nov 9	KC	L	S	3 3 0	0.0 0.0	0	0	0 0 0 0 0 0	0	0	0	0
Nov 13	@ Mia	L	S	5 4 1	0.0 0.0	0	0	0 0 0 0 0 1	0	0	0	0
Nov 24	NYJ	W	S	3 2 1	0.0 0.0	0	0	0 0 0 0 0 0	0	0	0	0
Nov 30	Cle	W	S	4 3 1	0.0 0.0	0	0	2 38 0 3 0 0	0	0	0	0
Dec 7	@ Den	L	S	1 1 0	0.0 0.0	0	0	0 0 0 0 0 0	0	0	0	0
Dec 14	GB	W	IA									
Dec 21	@ Oak	L	S	11 9 2	0.0 0.0	0	0	0 0 0 0 0 0	0	0	0	0
Dec 28	@ NE	W	S	6 3 3	0.0 0.0	0	0	0 0 0 0 0 0	0	0	0	0
Totals	9-7	15/13		58 39 19	0.5 5.5	2	1	3 70 0 5 1 1	0	7		

2015 Tennessee Titans

Date	Opp	W/L	P/S	Tot Solo Asst	Sk - Yds	QBPs	TFL	Int - Yds -TD	PD	FF	FR - Yds	SpT
Sept 13	@ TB	W	S	4 3 1	0.0 0.0	0	0	0 0 0 0 0 0	0	0	0	0
Sept 20	@ Cle	L	S	3 2 1	0.0 0.0	0	0	0 0 0 0 0 0	0	0	0	0
Sept 27	Ind	L	S	4 3 1	0.0 0.0	0	0	0 0 0 0 0 0	0	0	0	0
Oct 11	Buf	L	S	1 1 0	0.0 0.0	0	0	0 0 0 0 0 0	0	0	0	0
Oct 18	Mia	L	S	8 8 0	0.0 0.0	0	0	0 0 0 0 3 0	0	0	0	0
Oct 25	Atl	L	S	5 4 1	0.0 0.0	0	0	0 0 0 0 0 0	0	0	0	0
Nov 1	@ Hou	L	S	3 1 2	0.0 0.0	0	0	0 0 0 0 0 0	0	0	0	0
Nov 8	@ NO	W	S	2 1 1	0.0 0.0	0	0	0 0 0 0 0 0	0	0	0	0

Da'NORRIS SEARCY'S NFL STATISTICS

REGULAR SEASON		TACKLES				INTERCEPTIONS					FUMBLES								
Year	Team	GP	GS	Tot	Solo	Asst	Sk	Yds	QBPs	TFL	No	Yds	Lg	TD	PD	FF	FR	Yds	SpT
2011	Buffalo	16	3	29	22	7	0.0	0.0	0	0	1	0	0	0	1	0	0	0	5
2012	Buffalo	15	0	35	22	13	0.0	0.0	0	4	0	0	0	0	1	2	0	0	4
2013	Buffalo	16	7	69	45	24	3.5	24.5	3	5	1	32	32t	1	7	0	1	74t	2
2014	Buffalo	15	13	58	39	19	0.5	5.5	2	1	3	70	32	0	5	1	1	0	7
2015	Tennessee	15	13	54	41	13	0.5	5.5	1	0	1	5	5	0	4	0	0	0	0
2016	Tennessee	14	14	51	39	12	0.0	0.0	0	2	1	0	0	0	8	0	1	0	2
2017	Tennessee	3	2	7	6	1	0.0	0.0	0	0	1	8	8	0	1	0	0	0	0
NFL Totals		<																	



36 LeSHAUN SIMS

CORNERBACK • 6'0" • 203 LBS • COLLEGE: SOUTHERN UTAH
ACQUIRED: 5TH ROUND - 2016 • NFL EXPERIENCE (NFL/TITANS): 2/2
HOMETOWN: LAS VEGAS, NEV.
GAMES PLAYED/GAMES STARTED: 15/3 (PLAYOFFS: 0/0)



PRO: LeShaun Sims was selected by the Titans in the fifth round of the 2016 NFL Draft. The six-foot, 203-pounder saw action in 13 games as a rookie and registered 18 tackles, an interception, a stop for loss, six passes defended, six special teams tackles and two special teams fumble recoveries on coverage units. Sims' presence adds more youth and athleticism to an already-competitive defensive back unit. With the reputation as a tough and physical corner and a willing tackler, he possesses the physical tools to match up with NFL receivers after a successful four-year career at Southern Utah.

CAREER HIGHLIGHTS:

- As a rookie in 2016, Sims played in 13 games with two starts at cornerback and registered 18 tackles, an interception, a stop for loss and six passes defended.
- In 2015, Sims was a first-team All-Big Sky performer at Southern Utah, finishing the campaign with a pair of interceptions and 54 tackles. He helped the Thunderbirds win the conference title.

TITANS TIDBITS:

- He was commonly referred to as "Swis" in college because for his first college game the name on the back of his jersey was upside down. The nickname stuck.
- Prior to Sims, no prior student-athlete from Andre Agassi Prep in Las Vegas, Nev., had ever earned an athletic scholarship. When he was a high school freshman, the Stars played eight-man football in the public charter school's first year with a football team. They moved to 11-man football during his sophomore year, and by his senior season, the team won a league title.
- Sims is a movie buff who lists "Training Day" among his all-time favorites.

CAREER TRANSACTIONS:

- The Las Vegas, Nev., native was selected by the Titans in the fifth round (157th overall) of the 2016 NFL Draft.

SEASON RECAPS:

2017 (2/1):

- Against Oakland (9/10), was inactive.
- At Jacksonville (9/17), made his season debut as a reserve cornerback and collected two tackles and a forced fumble.
- Against Seattle (9/24), started at cornerback as the team opened in a nickel package and notched two tackles and two passes defended. Ended a Seahawks' drive by breaking up a third-and-10 pass intended for Paul Richardson in the second quarter.

2016 (13/2): Played in 13 games with two starts at cornerback as a rookie and registered 18 tackles, an interception, a stop for loss and six passes defended. Collected six special teams tackles and two fumble recoveries on coverage units. Was inactive for the first three contests. Led or tied for the team lead in passes defended twice in 2016 (vs. DEN, at KC). Tied for the team lead in special teams tackles four times in 2016 (at HOU, vs. JAX, at SD, at JAX). Collected his first career interception at Kansas City (12/18/16). Appeared in his first career NFL game at Houston (10/2/16). Registered his first career NFL start at Jacksonville (12/24/16).

- At Houston (10/2), made his NFL debut as a reserve on special teams and recorded a tackle on coverage units.
- Against Jacksonville (10/27), played one snap as a reserve in the secondary. Tied for the team lead with a special teams tackle. Recovered a muffed punt by Marquise Lee at the Jaguars' 35-yard line late in the third

quarter to set up a Ryan Succop field goal.

- Against Green Bay (11/13), played as a reserve on special teams and saw limited action at cornerback. Notched two tackles on defense. Recovered a Trevor Davis muffed punt at the Packers' 24-yard line in the second quarter. Registered a special teams stop on coverage units.
- Against Denver (12/11), played a significant role as a reserve at cornerback and collected four tackles, a team-high two passes defended and a stop for loss. Broke up a pass intended for Jordan Taylor in the end zone late in the third quarter. Two plays later, defended a third-and-goal pass intended for Demaryius Thomas in the end zone.
- At Kansas City (12/18), saw significant action as a reserve at cornerback and tallied a tackle, his first career interception and another pass defended. Notched a special teams tackle on coverage units. Collected his first career interception by picking off an Alex Smith pass intended for Jeremy Maclin in the end zone during the third quarter.
- At Jacksonville (12/24), made his first career NFL start at cornerback and posted four tackles before leaving the game in the third quarter with an injury. Tied for the team lead with a special teams tackle on coverage units.
- Against Houston (1/1), started at cornerback and registered three tackles and a pass defended.

COLLEGE:

- In four seasons at Southern Utah, he appeared in 47 total games with 46 starts, including starts in every game during his final three seasons. His career totals included 220 tackles, eight interceptions, 27 passes defended, one forced fumble, five fumble recoveries and four tackles for loss.
- As a senior (2015), started all 12 games for the Thunderbirds and finished the season with two interceptions (one returned for a touchdown), 12 passes defended, 54 tackles, 2.5 tackles for loss and one forced fumble. Named first-team All-Big Sky Conference at cornerback. Played in the East-West Shrine Game following the season's conclusion.
- As a junior (2014), appeared in all 12 games and tallied 67 total tackles, two fumble recoveries and nine pass breakups. Named third-team All-Big Sky.
- As a sophomore (2013), started all 13 games at cornerback. Led the team's corners with 62 tackles and tied for second on the team with three interceptions and four passes defended. Added two fumble recoveries and 1.5 tackles for loss.
- As a redshirt freshman (2012), played in 10 games with nine starts, missing one contest due to injury. Tallied 37 tackles and tied for the team lead with three interceptions. Added two passes defended and recovered a fumble.
- As a freshman (2011), redshirted.
- Graduated in April 2016 with a degree in exercise science.

PERSONAL:

- Single, splits time between Nashville and Las Vegas, Nev.
- Attended Andre Agassi Prep (Las Vegas, Nev.), where he earned second-team all-state honors as a wide receiver and defensive back. As a senior, he tallied 52 tackles and a team-leading six interceptions on defense. On offense, he produced more than 400 receiving yards and five receiving touchdowns while rushing for 170 yards and another score.
- Follow Sims on Twitter at @LeshawnSims.
- List of favorites: (movie) "Training Day"; (musician or band) J. Cole; (food) spaghetti; (guilty pleasure) Oreo McFlurry; and (athlete as a child) Allen Iverson.
- Born LeShaun V. Sims on Sept. 18, 1993 in Las Vegas, Nev.

LeSHAUN SIMS' GAME-BY-GAME

2016 Tennessee Titans

Date	Opp	W/L	P/S	Tot Solo	Asst	Sk	- Yds	QBP	TFL	Int - Yds	-TD	PD	FF	FR - Yds	SpT
Sept 11	Min	L	IA												
Sept 18	@ Det	W	IA												
Sept 25	Oak	L	IA												
Oct 2	@ Hou	L	p	0	0	0	0.0	0.0	0	0	0	0	0	0	1
Oct 9	@ Mia	W	p	0	0	0	0.0	0.0	0	0	0	0	0	0	0
Oct 16	Cle	W	p	0	0	0	0.0	0.0	0	0	0	0	0	0	0
Oct 23	Ind	L	p	0	0	0	0.0	0.0	0	0	0	0	0	0	0
Oct 27	Jax	W	p	0	0	0	0.0	0.0	0	0	0	0	0	0	1
Nov 6	@ SD	L	p	0	0	0	0.0	0.0	0	0	0	0	0	0	1
Nov 13	GB	W	p	2	2	0	0.0	0.0	0	0	0	0	0	0	1
Nov 20	@ Ind	L	p	0	0	0	0.0	0.0	0	0	0	0	0	0	0
Nov 27	@ Chi	W	p	4	4	0	0.0	0.0	0	0	0	1	0	0	0
Dec 11	Den	W	p	4	4	0	0.0	0.0	0	1	0	0	2	0	0
Dec 18	@ KC	W	p	1	0	1	0.0	0.0	0	0	1	0	2	0	0
Dec 24	@ Jax	L	S	4	4	0	0.0	0.0	0	0	0	0	0	0	1
Jan 1	Hou	W	S	3	3	0	0.0	0.0	0	0	0	0	1	0	0
Totals				9-7	13/2	18	17	1	0.0	0.0	0	1	1	0	6

2017 Tennessee Titans

Date	Opp	W/L	P/S	Tot Solo	Asst	Sk	- Yds	QBP	TFL	Int - Yds	-TD	PD	FF	FR - Yds	SpT
Sept 10	Oak	L	IA												
Sept 17	@ Jax	W	p	2	2	0	0.0	0.0	0	0	0	0	0	1	0
Sept 24	Sea	W	S	2	2	0	0.0	0.0	0	0	0	0	0	2	0
Oct 1	@ Hou														
Oct 8	@ Mia														
Oct 16	Ind														
Oct 22	@ Cle														
Nov 5	Bal														
Nov 12	Cin														
Nov 16	@ Pit														
Nov 26	@ Ind														
Dec 3	Hou														
Dec 10	@ Ari														
Dec 17	@ SF														
Dec 24	LAR														
Dec 31	Jax														
Totals				2-1	2/1	4	4	0	0.0	0.0	0	0	0	0	2

LeSHAUN SIMS' NFL STATISTICS

REGULAR SEASON		TACKLES				INTERCEPTIONS					FUMBLES								
Year	Team	GP	GS	Tot	Solo	Asst	Sk	Yds	QBP	TFL	No	Yds	Lg	TD	PD	FF	FR	Yds	SpT
2016	Tennessee	13	2	18	17	1	0.0	0.0	0	1	1	0	0	0	6	0	0	0	6
2017	Tennessee	2	1	4	4	0	0.0	0.0	0	0	0	0	0	0	2	1	0	0	0
NFL Totals		15	3	22	21	1	0.0	0.0	0	1	1	0	0	0	8	1	0	0	6

Single-Game Highs

Tackles - 4 (Three times, last at Jacksonville 12/24/16)
 Interceptions - 1 at Kansas City (12/18/16)
 Passes Defensed - 2 (Three times, last vs. Seattle 9/24/17)
 Special Teams Tackles - 1 (Six times, last at Jacksonville 12/24/16)

Forced Fumble - 1 at Jacksonville (9/17/17)

Additional Career Statistics

Special Teams Fumble Recovery - 2 (1 vs. Jacksonville, 10/27/16; 1 vs. Green Bay 11/13/16)



81 JONNU SMITH

TIGHT END • 6'3" • 248 LBS • COLLEGE: FLORIDA INTERNATIONAL
ACQUIRED: 3RD ROUND - 2017 • NFL EXPERIENCE (NFL/TITANS): ROOKIE
HOMETOWN: OCALA, FLA.
GAMES PLAYED/GAMES STARTED: 3/3 (PLAYOFFS: 0/0)



PRO: The Titans selected Jonnu Smith in the third round (100th overall) of the 2017 NFL Draft. The 6-foot-3-inch, 248-pounder was a prolific passer catcher in his four seasons at Florida International. Smith concluded his career as FIU's all-time leader for tight ends in receptions and receiving yards and his 18 career receiving touchdowns ranked third in the school's record books. Smith has shown ability to flash after the catch and has the speed to attack all three levels of the field. The tight end is also known for his strength and willingness to block in the run game.

CAREER HIGHLIGHTS:

- Smith finished his career as Florida International's all-time leader for tight ends in receptions and receiving yards. Smith ended his career ranking fourth on the school's career receptions list and fifth on the program's receiving yardage list. His 18 career receiving touchdowns rank third in school annals.
- As a sophomore (2014), led all college tight ends with 61 receptions, 710 receiving yards and eight touchdown catches.

TITANS TIDBITS:

- Smith credits his mother, Karen, for his successes. Jonnu's father passed away as a result of a tow truck accident when he was four years old and his mother raised all six children by herself. "My mother is my rock. It was tough, but we always got what we needed—not necessarily what we wanted all the time—but what we needed. She was so strong all the time."
- Smith endured a lot of challenges as a youngster in Philadelphia and after his brother was arrested and one of his friends was killed on the streets, a decision needed to be made. His family didn't have the financial means to just uproot, so for his own safety Jonnu moved in with his mother's sister and brother-in-law, Darla and Mike Kirkland, in Ocala, Fla. He started playing high school football and even though he was far from a touted recruit, he earned a scholarship to Florida International where his play took off.
- Smith's best friend Willie "Quasim" Jefferson tragically died from a gun shot in October 2016. Jonnu gave his son the middle name Quasim in honor of him.

CAREER TRANSACTIONS:

- The Philadelphia, Pa., native was selected by the Titans in the third round (100th overall) of the 2017 NFL Draft.

SEASON RECAPS:

2017 (3/3): Leads the team with two receiving touchdowns. Registered his first career receiving touchdown at Jacksonville (9/17/17). Appeared in his first career NFL game and made his first career start against Oakland (9/10/17).

- Against Oakland (9/10), started at tight end in his NFL debut.
- At Jacksonville (9/17), started at tight end and snared two receptions for 30 yards, including his first career receiving touchdown. Gave the Titans a 30-3 lead with a 32-yard touchdown on a screen pass with 9:57 remaining in the fourth quarter.
- Against Seattle (9/24), started at tight end and caught a 24-yard touchdown pass. Helped block for Titans' ball carriers to collect 195 rushing yards on 35 carries (5.6 avg.). Increased the Titans lead to 23-14 with a 24-yard touchdown catch on a wheel route with 3:50 left to play in the third quarter.

COLLEGE:

- In four seasons at Florida International (2013-16), Smith appeared in 43 career games and tallied 178 receptions for 2,001 yards with 18

touchdowns.

AS A SENIOR (2016), started in 11 games for the Panthers and was a second team, All-Conference USA honoree. Caught 42 passes for 506 yards and four touchdowns. Became the fifth player in Florida International history to register over 2,000 yards receiving during a career (2,001 yards). Finished his career registering at least one reception in every game he played (43-straight – second-most in school history).

- Against Indiana (9/1), opened the season with a season-high eight catches for 83 yards.
- At Charlotte (10/15), hauled in his first touchdown reception of the season - the game winning nine-yard reception - with 1:05 left in the contest.
- Against Louisiana Tech (10/22), caught five passes for 81 yards and one touchdown.
- Against Middle Tennessee (10/29), recorded 75 yards on six receptions and a touchdown.
- At Old Dominion (11/26), tallied two catches for 50 yards, including a 36-yard touchdown reception.

AS A JUNIOR (2015), started eight games for the Panthers and recorded 36 catches for 397 yards and four touchdowns. Finished fourth on the team in receptions, third in receiving yards and second in receiving touchdowns. Missed the final four games of the season due to injury.

- At Middle Tennessee (10/17), recorded five catches for a then-season-high 62 yards.
- Against Old Dominion (10/24), tied a career-high with 10 receptions for a career-best 183 yards and two touchdowns. Named John Mackey Tight End of the Week for his performance against the Monarchs.

AS A SOPHOMORE (2014), appeared and started in all 12 games for the Panthers and earned first team All-Conference USA honors. Led Florida International with 710 yards on 61 catches and eight touchdowns. Also led all tight ends nationally in touchdowns, receiving yards and receptions. Set the school record for tight ends in receiving yards, touchdowns and receptions and his eight receiving touchdowns broke the previous school season-best of seven set by T.Y. Hilton (2008, 2011) and Cory McKinney (2002). The 710 receiving yards ranked seventh all-time at FIU for a season and his 61 catches were tied for fourth in a single year.

- Against Wagner (9/6), was named the John Mackey Tight End of the Week after catching nine passes for 127 yards, including a touchdown.
- At Alabama-Birmingham (9/27), recorded his third touchdown of the season on the sixth-longest reception in school history (75 yards).
- Against Middle Tennessee (11/15), registered a career-high 140 yards on eight catches, including three touchdowns. The three receiving touchdowns were the most all-time by any Panther in a single game.

AS A FRESHMAN (2013), started all 12 games as a true freshman and earned All-Conference USA honorable mention honors as well as a spot on the league's All-Freshmen team. Led all Florida International players with 39 receptions for 388 yards and was the only FIU receiver to have a catch in all 12 games. Either led or tied for the team-lead in receptions or receiving yards in eight of 12 games. Was the first true freshman to lead the team in receptions and receiving yards since T.Y. Hilton in 2008.

- Against Bethune-Cookman (9/14), caught his first career touchdown on a one-yard pass from E.J. Hilliard.
- Against Louisiana Tech (10/26), tallied two receptions for 54 yards, including a 38-yard touchdown catch.
- Against East Carolina (11/2), registered a career-best 10 receptions for

97 yards. The 10 receptions were the second-most by an FIU tight end in a single game.

- Majored in liberal studies at Florida International.

PERSONAL:

- Has a son, Jaiyen.
- Attended West Port (Ocala, Fla.) High School and was named to the 2012 Ocala Star Banner All-County first team and the 2012 Florida Athletic Coaches Association All-District 7 Football team.
- As a senior, posted a team leading 34 catches for 517 yards and two touchdowns.
- As a junior, notched nine receptions for 101 yards and two touchdowns.
- Also competed in weightlifting, finishing second in the county in the 219-pound weight class.
- Follow Smith on Twitter at @EasyMoney_87.

- Follow Smith on Instagram at @jonnumsmith87.
- List of favorites: (movie) all the "Halloween" Michael Myers' films; (TV show) "Stranger Things"; (musician or band) Meek Mill; (food) chicken and shrimp alfredo; (guilty pleasure) Swedish fish; (sports team as a child) Philadelphia Eagles and (athlete as a child) LeBron James.
- Born Jonnu Andre Smith on Aug. 22, 1995 in Philadelphia, Pa.

JONNU SMITH'S COLLEGE STATISTICS

Year	Team	GP	GS	RECEIVING					RUSHING				
				No	Yds	Avg	Lg	TD	Att	Yds	Avg	Lg	TD
2013	Florida Int.	12	12	39	388	9.9	38t	2	0	0	-	0	0
2014	Florida Int.	12	12	61	710	11.6	75t	8	0	0	-	0	0
2015	Florida Int.	8	8	36	397	11.0	67t	4	0	0	-	0	0
2016	Florida Int.	11	11	42	506	12.0	40	4	1	5	5.0	5	0
College Totals		43	43	178	2,001	11.2	75t	18	1	5	5.0	5	0

Single-Game Highs

Receptions - 10 (Twice, last vs. Old Dominion 10/24/15)
 Receiving Yards - 183 vs. Old Dominion (10/24/15)
 Long Reception - 75t at Alabama-Birmingham (10/27/14)
 Receiving Touchdowns - 3 vs. Middle Tennessee (11/8/14)

Additional Statistics

Tackles - 1 (2013), 1 (2015), 2 (2016)
 Kick Returns - 1 for 0 yards (2016)

JONNU SMITH'S GAME-BY-GAME

2017 Tennessee Titans				RECEIVING						RUSHING					
Date	Opp.	W/L	P/S	No	Yds	Avg	Lg	TD	Att	Yds	Avg	Lg	TD		
Sept 10	Oak	L	S	0	0	-	0	0							
Sept 17	@ Jax	W	S	2	30	15.0	32t	1							
Sept 24	Sea	W	S	1	24	24.0	24t	1							
Oct 1	@ Hou														
Oct 8	@ Mia														
Oct 16	Ind														
Oct 22	@ Cle														
Nov 5	Bal														
Nov 12	Cin														
Nov 16	@ Pit														
Nov 26	@ Ind														
Dec 3	Hou														
Dec 10	@ Ari														
Dec 17	@ SF														
Dec 24	LAR														
Dec 31	Jax														
Totals				2-1	3/3	3	54	18.0	32t	2					

JONNU SMITH'S NFL STATISTICS

REGULAR SEASON		RECEIVING						RUSHING					
Year	Team	GP	GS	No	Yds	Avg	Lg	TD	Att	Yds	Avg	Lg	TD
2017	Tennessee	3	3	3	54	18.0	32t	2	0	0	-	0	0
NFL Totals		3	3	3	54	18.0	32t	2	0	0	-	0	0

Single-Game Highs

Receptions - **2 at Jacksonville (9/17/17)**
 Receiving Yards - **30 at Jacksonville (9/17/17)**

Long Reception - **32t at Jacksonville (9/17/17)**
 Touchdowns - **1 (Twice, last vs. Seattle 9/24/17)**



33 TYE SMITH

CORNERBACK • 6'0" • 195 LBS • COLLEGE: TOWSON

ACQUIRED: FREE AGENT - 2017

NFL EXPERIENCE (NFL/TITANS): 2/1 • HOMETOWN: RALEIGH, N.C.

GAMES PLAYED/GAMES STARTED: 6/0 (PLAYOFFS: 0/0)



PRO: The Titans added free agent cornerback Tye Smith to the roster during the 2017 offseason to provide competition and flexibility in the secondary. Smith entered the league as the Seattle Seahawks fifth round pick (170th overall) in the 2015 NFL Draft and has since garnered four games of NFL special teams experience. Smith spent the 2016 season on the Seahawks and Washington Redskins practice squads.

CAREER TRANSACTIONS:

- The Raleigh, N.C. native was selected by the Seattle Seahawks in the fifth round (170th overall) of the 2015 NFL Draft.
- Waived by the Seahawks on Sept. 3, 2016.
- Signed by the Seahawks to the team's practice squad on Sept. 8, 2016.
- Waived by the Seahawks on Sept. 20, 2016.
- Signed by the Washington Redskins to the team's practice squad on Sept. 27, 2016.
- Signed by the Titans as a free agent on Jan. 1, 2017.

SEASON RECAPS:

2017 (2/0 - Tennessee):

- Against Oakland (9/10), saw action as a reserve on special teams and limited snaps as an extra cornerback. Posted his first career tackle on defense.
- At Jacksonville (9/17), was inactive.
- Against Seattle (9/24), played as a reserve on special teams.

2016 (0/0 - Seattle, Washington): Spent time on the Seahawks and Redskins practice squads.

2015 (4/0 - Seattle): Was inactive for most of the season but appeared in four games on special teams and recorded one special teams tackle.

- Against Chicago (9/27), made his NFL debut and posted one special teams tackle.

COLLEGE:

- Appeared in 50 games with 42 starts over his four-year career at Towson. Recorded the fifth-most tackles in program history with 312, five interceptions with one returned for a touchdown, 28 passes defended, four sacks, five forced fumbles and two fumble recoveries.
- As a senior (2014), started all 12 games at cornerback. Posted 84 tackles, 2.5 tackles for loss, one interception, six passes defended, forced one fumble and recovered one fumble. Was first team All-CAA selection and AP FCS All-American as a senior.
- As a junior (2013), appeared in all 16 games and started 15. Recorded 103 tackles, 4.5 for loss, one sack, two interceptions, ranked eighth in the league in passes defended with 14, forced two fumbles and recovered one fumble. Named second team All-CAA and was a member of the preseason All-CAA team.
- As a sophomore (2012), started all 11 games for the Tigers. Had a team-leading 75 tackles, one interception, forced two fumbles and recovered one fumble. Earned third team All-CAA honors.
- As a freshman (2011), appeared in 11 games and made four starts as a true freshman. Posted 49 tackles, two interceptions for 45 yards, forced one fumble and recovered one fumble.
- Majored on sports management and minored in business at Towson.

PERSONAL:

- Attended Wakefield (N.C.) High School where he played cornerback, wide receiver and returned kicks. Posted 88 tackles, four interceptions, eight pass breakups and three tackles for loss as a senior. Also caught

16 passes for 307 yards and three touchdowns on offense and tallied 515 yards as a return specialist in 2010.

- Son of Willie and Keyya Frederick.
- Has eight siblings.
- List of favorites: (movie) the "Bourne Series"; (musician or band) Lil Wayne; (athlete) LeBron James; (book) the Bible; (hobbies) reading and playing Xbox.
- Follow Smith on Instagram at @TyeSmith.
- Follow Smith on Twitter at @TyeSmithCB.

TYE SMITH'S GAME-BY-GAME

2015 Seattle Seahawks

Date	Opp	W/L	P/S	Tot	Solo	Asst	Sk	- Yds	QBP	TFL	Int	- Yds	-TD	PD	FF	FR	- Yds	SpT	
Sept 13	@ StL	L	DNP																
Sept 20	@ GB	L	IA																
Sept 27	Chi	W	p	0	0	0	0.0	0.0	0	0	0	0	0	0	0	0	0	0	1
Oct 5	Det	W	p	0	0	0	0.0	0.0	0	0	0	0	0	0	0	0	0	0	0
Oct 11	@ Cin	L	IA																
Oct 18	Car	L	IA																
Oct 22	@ SF	WDNP																	
Nov 1	@ Dal	W	IA																
Nov 15	Ari	L	IA																
Nov 22	SF	W	IA																
Nov 29	Pit	W	IA																
Dec 6	@ Min	W	IA																
Dec 13	@ Bal	W	IA																
Dec 20	Cle	W	p	0	0	0	0.0	0.0	0	0	0	0	0	0	0	0	0	0	0
Dec 27	StL	L	p	0	0	0	0.0	0.0	0	0	0	0	0	0	0	0	0	0	0
Jan 3	@ Ari	W	IA																
Totals		10-6	4/0	0	0	0	0.0	0.0	0	0	0	0	0	0	0	0	0	0	1

2017 Tennessee Titans

Date	Opp	W/L	P/S	Tot	Solo	Asst	Sk	- Yds	QBP	TFL	Int	- Yds	-TD	PD	FF	FR	- Yds	SpT	
Sept 10	Oak	L	p	1	1	0	0.0	0.0	0	0	0	0	0	0	0	0	0	0	0
Sept 17	@ Jax	W	IA																
Sept 24	Sea	W	p	0	0	0	0.0	0.0	0	0	0	0	0	0	0	0	0	0	0
Oct 1	@ Hou																		
Oct 8	@ Mia																		
Oct 16	Ind																		
Oct 22	@ Cle																		
Nov 5	Bal																		
Nov 12	Cin																		
Nov 16	@ Pit																		
Nov 26	@ Ind																		
Dec 3	Hou																		
Dec 10	@ Ari																		
Dec 17	@ SF																		
Dec 24	LAR																		
Dec 31	Jax																		
Totals		2-1	2/0	1	1	0	0.0	0.0	0	0	0	0	0	0	0	0	0	0	0

TYE SMITH'S NFL STATISTICS


REGULAR SEASON

Year	Team	GP	GS	TACKLES							INTERCEPTIONS					FUMBLES				
				Tot	Solo	Asst	Sk	Yds	QBP	TFL	No	Yds	Lg	TD	PD	FF	FR	Yds	SpT	
2015	Seattle	4	0	0	0	0	0.0	0.0	0	0	0	0	0	0	0	0	0	0	0	1
2016	Seattle/Wash	0	0	Practice Squad																
2017	Tennessee	2	0	1	1	0	0.0	0.0	0	0	0	0	0	0	0	0	0	0	0	0
NFL Totals		6	0	1	1	0	0.0	0.0	0	0	0	0	0	0	0	0	0	0	0	1

Single-Game Highs

Tackles - 1 vs. Oakland (9/10/17)

Special Teams Tackles - 1 vs. Chicago (9/27/13)



67 QUINTON SPAIN

GUARD • 6'4" • 330 LBS • COLLEGE: WEST VIRGINIA
ACQUIRED: FREE AGENT - 2015 • NFL EXPERIENCE (NFL/TITANS): 3/3
HOMETOWN: PETERSBURG, VA.
GAMES PLAYED/GAMES STARTED: 24/22 (PLAYOFFS: 0/0)



PRO: Quinton Spain was one of two rookie free agents to make the Titans' 53-man roster out of training camp in 2015. After playing sparingly at the beginning of his rookie campaign, he started the final six games at left guard and became a full-time contributor in 2016 with 13 starts at left guard. The 6-foot-4-inch, 330-pounder has the versatility to play both guard and tackle on the pro level. The Petersburg, Va., native was a two-time All-Big 12 selection during his tenure at West Virginia University.

CAREER HIGHLIGHTS:

- In 2016, made 13 starts at left guard and appeared in a career-high 14 games while blocking for the NFL's third-ranked rushing attack.
- Spain started the final six games of his 2015 rookie season at left guard.
- Spain recorded his first NFL start 11 games into his rookie season on Nov. 29, 2015 against the Oakland Raiders.
- He made his professional debut against Buffalo on Oct. 11, 2015.

TITANS TIDBITS:

- Spain has hosted a Football Skills Camp the last two years in his hometown of Petersburg, Va. During his camp on July 1, 2017, Petersburg Mayor Sam Parham gave Spain a proclamation and officially declared it Quinton Spain Day.

CAREER TRANSACTIONS:

- The Petersburg, Va., native was signed by the Titans as an undrafted free agent on May 11, 2015.

SEASON RECAPS:

2017 (3/3):

- Against Oakland (9/10), started at left guard and was a part of an offensive line that helped produce 350 total yards and allow just one sack on 41 pass attempts.
- At Jacksonville (9/17), started at left guard and opened holes for a rushing attack that amassed 179 yards on 36 carries (5.0 avg.). Member of a unit that allowed just one sack on 27 pass attempts.
- Against Seattle (9/24), started at left guard and helped block for Titans' ball carriers to collect 195 rushing yards on 35 carries (5.6 avg.). Member of an offensive front that did not allow a sack on 32 pass attempts.

2016 (14/13): Played in a career-high 14 games with 13 starts at left guard and was a part of an offensive front that blocked for the NFL's third-ranked rushing attack which averaged 136.7 rush yards per game. Was inactive for two contests (vs. JAX, at SD).

- At Detroit (9/18), started at left guard and blocked for an offense that amassed 363 total yards in a 16-15 comeback win.
- Against Oakland (9/25), started at left guard and was a part of an offensive line that helped produce 393 total yards and allow just one sack on 33 pass attempts.
- At Miami (10/9), started at left guard and was a member of an offensive front that opened holes for Titans' rushers to gain 235 yards on the ground and did not allow a sack on 29 pass attempts.
- Against Cleveland (10/16), started at left guard and blocked for an offense that compiled a season-high 407 total yards, including 137 rushing yards.
- Against Indianapolis (10/23), started at left guard before leaving the game early in the second quarter with an injury.
- Against Green Bay (11/13), saw limited action as a reserve tackle.
- At Chicago (11/27), started at left guard and was a member of an offensive front that did not allow a sack on 23 pass attempts. Blocked for Titans' ball carriers to gain 149 yards on the ground.

• Against Denver (12/11), started at left guard and was a part of an offensive line that opened holes for Titans' rushers to amass 180 rushing yards on 42 carries in a 13-10 victory over the Broncos.

• At Kansas City (12/18), started at left guard and helped pave the way for Titans' ball carriers to gain 148 yards on the ground. Member of an offensive front that allowed just one sack for zero yards on 33 pass attempts.

2015 (7/6): Played in seven games with six starts at left guard as a rookie. Was inactive for eight games and did not play in another contest. Made his first career NFL start at Oakland (11/29/15). Made his NFL debut as a reserve against Buffalo (10/11/15).

- Against Buffalo (10/11), played in his first career NFL game as a reserve at left guard when Taylor Lewan left the game briefly with an injury.
- Against Oakland (11/29), made his first career NFL start at left guard.
- Against Jacksonville (12/6), started at left guard and helped block for a Titans' offense that amassed 467 total yards.
- Against Houston (12/27), started at left guard. Moved to right tackle for one snap when Byron Bell left the game with an injury.

COLLEGE:

- Played in 50 career games with 38 starts at West Virginia and was a two-time All-Big 12 team honoree.
- As a senior (2014), started 12 games at left guard and was named All-Big 12 1st team by ESPN.com, All-Big 12 second team by Associated Press and All-Big 12 honorable mention by the coaches. Was used on 1,084 plays, including 1,009 offensive plays. Helped pave the way for the offense to average 499.8 yards per game of total offense, 33.5 points per game, 182.8 rushing yards and 317.0 passing yards.
- As a junior (2013), named All-Big 12 Conference third team by Phil Steele and All-Big 12 Conference honorable mention by the coaches. Started all 12 games, the first four at left tackle and the final eight contests at left guard. Was used on 791 offensive plays, the second most on the offense.
- As a sophomore (2012), started all 13 games at left tackle. Also saw action at guard. Saw action in 967 of 998 offensive plays in 2012 and finished year No. 2 on the line with 57.5 knockdowns.
- As a redshirt freshman (2011), added depth at both tackle positions. Played in 13 games with one start and saw action on 266 plays. Only allowed one sack the entire season. Saw action in 30 or more plays in four games.
- As a freshman (2010), redshirted.

PERSONAL:

- Has a son, Kingston Lamar Spain.
- Attended Petersburg (Va.) High School and played in the U.S. Army All-American game.
- As a senior, scored four touchdowns as a fullback on goal line packages. Collected 103 tackles as a defensive tackle and forced seven fumbles and recovered five fumbles. Also recorded 23 tackles for loss, five sacks and had seven games with 10 or more tackles.
- Follow Spain on Twitter at @quinton_spain.
- Follow Spain on Instagram at @mr.undrafted.
- Born Quinton Lamar Spain on Aug. 7, 1991 in Petersburg, Va.

QUINTON SPAIN'S NFL STATISTICS

REGULAR SEASON


Year	Team	GP	GS
2015	Tennessee	7	6
2016	Tennessee	14	13
2017	Tennessee	3	3
NFL Totals		24	22

Starts Breakdown:

2015 - LG 6; 2016 - LG 13; 2017 - LG 3

Additional Statistics

Tackles - 1 (2015)



4 RYAN SUCCOP

KICKER • 6'2" • 218 LBS • COLLEGE: SOUTH CAROLINA
ACQUIRED: FREE AGENT - 2014 • NFL EXPERIENCE (NFL/TITANS): 9/4
HOMETOWN: HICKORY, N.C.
GAMES PLAYED/GAMES STARTED: 131/0 (PLAYOFFS: 2/0)



PRO: A powerful right-footed kicker in his ninth NFL campaign, Ryan Succop joined the Titans prior to the start of the 2014 regular season. Succop arrived in Tennessee after five seasons with the Kansas City Chiefs, where he posted four 100-plus point seasons and connected on 81 percent of his field goal attempts. In his first three seasons (2014-16) with the Titans, the University of South Carolina product made good on 88.7 percent of his field goals. His percentage increased every year during that period, including a 91.7 percent success rate in 2016 that qualified as the third-highest in franchise history.

CAREER HIGHLIGHTS:

- In 2016, Succop's 91.7 percent field goal rate (22 of 24) was the best single-season performance of his career and the third-best percentage in franchise history (92.3 by Rob Bironas in 2010 and 92.3 by Al Del Greco in 1998). Succop's percentage ranked third in the NFL in 2016 behind only Justin Tucker (97.4) and Matt Bryant (91.9).
- Succop finished the 2016 season with a franchise-record streak of 36 successful field goals from inside 50 yards, dating back to 2014.
- At Kansas City on Dec. 18, 2016, he became the first kicker in NFL history to defeat his former team by converting a game-winning, come-from-behind field goal of 50 or more yards (53) as time expired. It tied for the second-longest game-winning field goal in franchise history.
- In 2015, Succop set a then-career-best by connecting on 87.5 percent of his kicks (14 of 16 field goals) and recording 43 touchbacks, the second-most of his career.
- In 2014, Succop played in all 16 games in his first season with the Titans and connected on a then career-high 86.4 percent of his field goals. He converted 19 of 22 field goals and all 27 extra point attempts for 84 points.
- Succop has appeared in two postseason contests, making all three field goals attempted and all six extra points for 15 points.
- In 2013, posted 118 points, setting a new single-season career-high for points, passing his old mark of 104 set in his rookie season in 2009.
- Set a Chiefs franchise record for most points in a postseason game, accounting for 14 points in the Chiefs 2013 AFC Wild Card Game at Indianapolis (1/4/14).
- In 2009, Succop converted 86.2 percent of his field goals (25 of 29), tying as the highest make percentage by a rookie since the AFL-NFL merger (min. 20 attempts). He also led all NFL rookies with 104 points.
- Succop was named All-Rookie from Pro Football Weekly/PFWA and was voted the Chiefs' 2009 Mack Lee Hill Award winner by his peers for his rookie success.
- Succop set a career high and a Chiefs franchise single-game record by converting all six field goals he attempted at New Orleans (9/23/12).

TITANS TIDBITS:

- Succop was given the title "Mr. Irrelevant" after being selected with the final pick (256th overall) of the 2009 NFL Draft.
- Succop caddied for his friend, Wesley Bryan, at the 2016 Nashville Golf Open, a Web.com event at Nashville Golf & Athletic Club. Succop and Bryan went to school together at the University of South Carolina.
- Succop registered 104 career goals and was a four-time all-conference and two-time all-state soccer selection at Hickory (N.C.) High School.
- Succop handled both the kicking and punting duties during his sophomore and junior seasons at South Carolina.

CAREER TRANSACTIONS:

- The Hickory, N.C., native was originally selected by the Kansas City

- Chiefs in the seventh round (256th overall) of the 2009 NFL Draft.
- Released by the Chiefs on Aug. 30, 2014.
- Signed by the Titans as a free agent on Sept. 2, 2014.

SEASON RECAPS:

2017 (3/0 - Tennessee): Leads the NFL with 38 points and 10 field goals made. Has made 45 consecutive successful field goals from inside 50 yards, dating back to 2014, which is a franchise record. Has tied for the team lead in special teams tackles once in 2017 (vs. OAK).

- Against Oakland (9/10), made three of four field goals (23, 26, 52) with a 52-yard miss. Connected on his lone extra point try. Tied for the team lead with a special teams tackle, his first tackle since 2013. Evened the score at 10-10 with a 23-yard field goal with 43 seconds left to play in the first half. Cut the Raiders' lead to 16-13 with a 26-yard field goal on the final play of the third quarter. Made good on a 52-yard field goal to cut the Raiders' lead to 23-16 with 4:49 left to play in the game. The kick extended his streak to 19 successful field goals of any distance before missing another attempt from 52 yards. The 19-kick streak tied for the fifth-longest streak in franchise history, only one off the club record of 20 (accomplished three times by Rob Bironas and once by Al Del Greco).

- At Jacksonville (9/17), connected on all three field goals (40, 41, 26) and all four extra point chances. Tied the score at 3-3 with a 40-yard field goal with 2:16 left to play in the first quarter. Gave the Titans a 6-3 halftime advantage with a 41-yard field goal as time expired in the second quarter. Gave the Titans a 9-3 lead with a 26-yard field goal early in the third quarter.

- Against Seattle (9/24), made good on all four field goals (24, 37, 47, 35) and all three extra point tries. Posted a career-high seven touchbacks. Gave the Titans a 3-0 lead with a 24-yard field goal early in the second quarter. Extended the Titans' lead to 6-0 with a 37-yard field goal with 5:51 left to play in the second quarter. Gave the Titans a 9-7 halftime lead with a 47-yard field goal as time expired in the second quarter. Gave the Titans a 33-20 lead with a 35-yard field goal with 10:00 left to play in the fourth quarter.

2016 (16/0 - Tennessee): Connected on a career-best 91.7 percent of his field goals (22 of 24) and 39 of 41 extra points for 105 points. His 91.7 percent rate was third among all NFL kickers with at least 20 attempts and was the third-best percentage in franchise history. Recorded his fifth career season with at least 100 points and his first such season with the Titans. Tallied a career-best 58 touchbacks. Finished the 2016 campaign by making his last 16 field goal attempts.

- At Houston (10/2), made good on both field goals (48, 26) and both extra point attempts. Boomed four touchbacks on kickoffs. Cut the Texans' lead to 14-3 with a 48-yard field goal with 2:36 left to play in the first quarter. Evened the score at 20-20 with a 26-yard field goal midway through the third quarter.

- Against Indianapolis (10/23), connected on both field goals (48, 44) and two extra point chances. Gave the Titans a 23-20 lead with a 48-yard field goal with 6:02 left to play in the game. Cut the Colts' lead to 34-26 with a 44-yard field goal with 43 seconds left to play in the game. The two scores extended his streak to 25 consecutive made field goals on attempts inside 50 yards, which broke Al Del Greco's franchise record of 24 straight that was set from 1995-1996.

- Against Jacksonville (10/27), made good on all three field goals (32, 22, 33) and three of four extra point tries. Gave the Titans an early 3-0 lead with a 32-yard field goal with 3:31 left to play in the first quarter. Concluded the first half scoring with a 22-yard field goal as time expired to give the Titans a 27-0 halftime lead. Nailed a 33-yard field goal and increased the

Titans lead to 36-8 with 12:32 left to play in the game.

- At San Diego (11/6), connected on all five extra point tries while booting six touchbacks on six kickoffs.
- Against Green Bay (11/13), made good on both field goals (51, 23) and all five extra point chances. Gave the Titans a 44-25 lead with a 51-yard field goal with 9:56 left to play in the fourth quarter. Increased the Titans lead to 47-25 with a 23-yard field goal with less than five minutes remaining in the game.
- At Chicago (11/27), made good on both field goals (19, 31) and all three extra point tries. Extended the Titans lead to 24-7 with a 19-yard field goal with 4:07 left to play in the third quarter. Increased the Titans lead to 27-7 with a 31-yard field goal with 13:45 left to play in the fourth quarter.
- Against Denver (12/11), appeared in his 125th career NFL game and connected on both field goals (53, 41) and his lone extra point attempt. Extended the Titans lead to 10-0 with a season-long 53-yard field goal with 5:48 left to play in the first quarter. Gave the Titans a 13-0 lead with a 41-yard field goal with 1:27 remaining in the first half.
- At Kansas City (12/18), made good on both field goals (39, 53), including his sixth career game-winning kick and his first as a member of the Titans. Cut the Chiefs' lead to 17-10 with a 39-yard field goal early in the fourth quarter. Gave the Titans a 19-17 victory with a 53-yard, game-winning field goal as time expired in the game. Succop's field goal tied for the second-longest game-winner in franchise history, equaling Rob Bironas' 53-yard effort at Houston on Nov. 23, 2009 and behind only Bironas' 60-yarder against Indianapolis on Dec. 3, 2006.

2015 (16/0 - Tennessee): Saw action in all 16 games and made 14 of 16 field goals and 29 of 31 extra point chances. Posted 43 touchbacks on kickoffs. Played in his 100th career regular season game against Buffalo (10/11/15). Connected on his 200th career extra point against Miami (10/18/15).

- Against Indianapolis (9/27), nailed both field goals (38, 21) and all three extra point chances. Booted six touchbacks on seven kickoffs, with the only other kickoff being a failed onside try. Nailed a 38-yard field goal to cut the Colts lead to 14-3 with 8:29 left to play in the second quarter. Extended the Titans lead to 27-14 with a 21-yard field goal with 3:04 left to play in the third quarter.
- Against Buffalo (10/11), played in his 100th career regular season game and made both field goals (21, 41) and his lone extra point chance. Gave the Titans a 3-0 advantage with a 21-yard field goal with 14:09 left to play in the second quarter. Increased the Titans' lead to 13-7 with a 41-yard field goal with 9:36 left to play in the fourth quarter.
- Against Miami (10/18), made good on his lone field goal (37) and connected on his 200th career extra point. Cut the Dolphins' lead to 7-3 with a 37-yard field goal with 5:28 left to play in the opening quarter.
- At Houston (11/1), made good on both field goal chances (35, 44). Gave the Titans a 3-0 lead with a 35-yard field goal with 9:05 remaining in the first quarter. Cut the Texans' lead to 10-6 with a 44-yard field goal midway through the third quarter.
- At New Orleans (11/8), connected on two of three field goals (51, 29) and both extra point tries. Cut the Saints' lead to 7-3 with a 51-yard field goal with 6:58 left to play in the first quarter. Nailed a 29-yard field goal with 7:17 left to play in the third quarter to cut the Saints' lead to 21-20.
- At Jacksonville (11/19), connected on two of three field goals (47, 49) while missing from 53 yards out. Made good on his lone extra point chance. Gave the Titans a 3-0 lead with a 47-yard field goal during the Titans' opening drive in the first quarter. Gave the Titans a 6-3 advantage with a 49-yard field goal with 10:58 remaining in the second quarter.
- Against Jacksonville (12/6), tied a career-high with six extra point connections.

2014 (16/0 - Tennessee): Played in all 16 games in his first season with the Titans and made good on a career-high 86.4 percent of his field goals. Connected on 19 of 22 field goals and all 27 extra point attempts for 84 points. Registered 31 touchbacks on 65 kickoffs.

- At Kansas City (9/7), made his Titans' debut and connected on all four field goals (36, 31, 46, 47) and both extra point chances against his former team. Booted four touchbacks on seven kickoffs. Gave the Titans a 10-3 halftime lead with a 36-yard field goal with seven seconds left to play in the second stanza. Connected on a 31-yard field goal in the third stanza. Extended the Titans' lead to 23-3 with a 46-yard field goal with 12:39 left to play in the fourth quarter. Concluded the scoring with a 47-yard field goal with 4:50 remaining in the game.
- Against Dallas (9/14), made good on his lone field goal attempt (47) and his only extra point chance. Nailed a 47-yard field goal with 10:57 left to

play in the third quarter.

- Against Jacksonville (10/12), made good on all three field goal attempts (25, 21, 42) and his lone extra point chance. Cut the Jaguars' lead to 7-3 with a 25-yard field goal with 44 seconds left to play in the first quarter. Extended the Titans' lead to 13-7 with a 21-yard field goal midway through the third quarter. Gave the Titans a 16-7 advantage with a 42-yard field goal with 14:49 left to play in the fourth quarter.
- Against N.Y. Jets (12/14), made good on all three field goal attempts (40, 33, 51). Gave the Titans an early 3-0 lead with a 40-yard field goal with 3:16 remaining in the first quarter. Extended the Titans' lead to 8-3 with a 33-yard field goal with 6:03 left to play in the third quarter. Nailed a season-long 51-yard field goal to give the Titans an 11-10 lead late in the third stanza.
- At Jacksonville (12/18), connected on both field goals (50, 23) and his lone extra point chance. Extended the Titans' lead to 10-0 with a 50-yard field goal with 3:46 left to play in the first half. Cut the Jaguars' lead to 21-13 with a 23-yard field goal with 6:06 left to play in the fourth quarter.

2013 (16/0, 1/0 - Kansas City): Appeared in all 16 games, making all 52 extra points and 22 of 28 field goals (78.6 percent) for a career-high 118 points.

- At Indianapolis (1/4), converted all three field goals and all five PATs for a Chiefs franchise single-game postseason record 14 points in an AFC Wild Card Game.

2012 (16/0 - Kansas City): Appeared in 16 contests, converting 28 of 34 field goals (82.4 percent) and all 17 extra points for 101 points and had two special teams tackles.

- At New Orleans (9/23), connected on six of six field goals and one PAT for 19 points, setting a new franchise single-game record for most field goals converted and setting a career high for most points in a single game.
- Against Oakland (10/28), made all three field goal attempts, including a season-long 52-yard attempt, and one PAT for 10 points.
- Against Denver (11/25), hit all three field goals for nine points and had two special teams stops.
- Against Carolina (12/2), converted both field goals, including one from 52 yards, and three PATs for nine points.

2011 (16/0 - Kansas City): Appeared in 16 games, connecting on 24 of 30 field goals and all 20 extra points for a team-high 92 points. Had a career-long streak of 22 consecutive field goals made starting against Minnesota (10/2) before having a kick blocked against Oakland (12/24). Had 31 touchbacks to rank 10th in the AFC and his 80 percent field goal percentage ranked 10th in the AFC.

- Against Minnesota (10/2), converted all five of his field goals and one PAT for a career-high 16 points and had five touchbacks to earn AFC Special Teams Player of the Week honors. Also converted a career-long 54-yard field goal, tied a Chiefs record with five made field goals and became the third Chiefs kicker to convert two 50-plus-yard field goals in one game.
- Against San Diego (10/31), made good on all three of his field goals, including a game-winning 30-yard effort in overtime.
- Against N.Y. Jets (12/11), connected on a 53-yard field goal.
- Against Green Bay (12/18), made all four field goals and one PAT for 13 points and had three touchbacks, earning AFC Special Teams Player of the Week honors for the second time during the season.

2010 (16/0, 1/0 - Kansas City): Played in 16 games as the club's kicker and converted 20 of 26 field goals and all 42 extra points for 102 points. Landed 52 of his 78 kickoffs inside the 10-yard line. Had two special teams tackles • Against Buffalo (10/31), nailed a game-winning 35-yard field goal as time expired in overtime.

- At St. Louis (12/19), tied a then career long with a 53-yard field goal.

2009 (16/0 - Kansas City): Handled place-kicking duties in all 16 games and connected on 25 of 29 field goals (86.2 percent) and all 29 of his extra points for a team-high 104 points. Landed 59 of his 75 kickoffs inside the 10-yard line with seven touchbacks. Also had one special teams tackle. Named the club's Mack Lee Hill Award winner, an honor bestowed on Kansas City's top rookie or first-year player. Earned All-Rookie honors from Pro Football Weekly/PFWA. Produced an 86.2 field goal percentage, tying as the highest make percentage by a rookie since the AFL-NFL merger (min. 20 attempts). His 86.2 field goal percentage ranked sixth in the AFC and 10th in the NFL. Was one of five kickers in the AFC and

one of seven kickers in the NFL to not miss from inside 40 yards, going 17-17. Led all NFL rookies with 104 points and tied for 10th in the AFC with seven touchbacks. Ranked first in Chiefs history among rookies with 25 made field goals, while his 29 field goal attempts were third in team annals among rookies.

- At Baltimore (9/13), hit a 53-yard field goal and three PATs for six points in his first NFL game. His 53-yard field goal was the longest made field goal by a rookie kicker on his first regular season NFL attempt since Baltimore's Steve Hauschka hit a 54-yard field goal at Houston (11/9/08).
- At Washington (10/18), hit a season-high four field goals (39, 46, 46 and 24 yards) for 12 points.
- Against Pittsburgh (11/22), hit a 22-yard game-winning field goal in overtime.
- At Denver (1/3), made all three of his field goals and five PATs for a season-best 14 points.

COLLEGE:

- Played in 50 games at South Carolina, hitting 49 of 69 field goals (71.0 percent) with a career long of 55 yards. Converted 104 of 106 PATs and racked up a total of 251 points, the second-highest total in school history.
- Spent his sophomore and junior seasons handling both the kicking and punting duties. Had 85 punts for 3,597 yards (42.3 gross, 34.9 net) with 21 kicks inside the 20 and three touchbacks. Had 69 touchbacks on 192 kickoffs.
- Played in 13 games his senior campaign in 2008, earning honorable mention All-Southeastern Conference honors. Connected on 20 of 30 field goals, leading the SEC in both makes and attempts. Converted all 30 of his PATs for 90 points. Had 25 touchbacks on kickoffs. Finished the season fourth in the SEC in field goal percentage (66.7 percent) and ninth

in scoring (6.9 ppg).

- Appeared in 12 games as a kicker and punter as a junior in 2007 and converted 13 of 17 field goals and all 37 of his PATs for 76 points. Had 56 punts for 2,330 yards (41.6 gross, 34.4 net), landing 15 inside the 20. Named honorable mention All-SEC.
- Saw action in 13 contests his sophomore season in 2006. Earned second-team All-SEC honors and was a semi-finalist for the Lou Groza Award. Connected on 16 of 20 field goals and 37 of 39 PATs for a team-high 85 points. Had 29 punts for 1,267 yards (43.7 gross, 36.0 net) with six inside the 20 and three touchbacks. Had 29 touchbacks on kickoffs.
- Played in all 12 games as a true freshman in 2005. Missed his only two field goal attempts. Had 29 touchbacks on kickoffs.
- Majored in Finance and Real Estate at South Carolina.

PERSONAL:

- Married to Paige and the couple splits time between Nashville and Charleston, S.C.
- Was a four-time all-conference and two-time all-state selection at Hickory (N.C.) High School.
- Was a three-time conference Special Teams Player of the Year. Converted 12 of 14 field goals and all 42 of his PATs for 78 points while averaging 41 yards per punt and had 98.0 percent of his kickoffs go for touchbacks as a senior.
- Was a three-time all-state selection in soccer with 104 career goals.
- Last name is pronounced Suck-up.
- Follow Succop on Twitter at @ryansuccop.
- Born Ryan Barrow Succop on Sept. 19, 1986 in Hickory N.C.

RYAN SUCCOP'S GAME-BY-GAME

2009 Kansas City Chiefs

Date	Opp	W/L	PAT		FG			1-19		20-29		30-39		40-49		50+		LG	Pts	Kick-by-Kick	Kickoffs				
			Ma	Att	Ma	Att	Pct	Ma	Att	Ma	Att	Ma	Att	Ma	Att	Ma	Att				No	InEZ	TB	PctTB	
Sept 13	@ Bal	L	3	3	1	1	100.0	0	0	0	0	0	0	0	0	1	1	53	6	53	5	2	1	20.0	
Sept 20	Oak	L	1	1	1	1	100.0	0	0	1	1	0	0	0	0	0	0	23	4	23	2	0	0	0.0	
Sept 27	@ Phi	L	2	2	0	0	-	0	0	0	0	0	0	0	0	0	0	-	2		2	1	0	0.0	
Oct 4	NYG	L	1	1	1	1	100.0	0	0	0	0	1	1	0	0	0	0	34	4	34	2	2	2	100.0	
Oct 11	Dal	L	2	2	2	3	66.7	0	0	0	0	1	1	1	1	0	1	47	8	47, 38, 53b	5	1	0	0.0	
Oct 18	@ Was	W	0	0	4	4	100.0	0	0	1	1	1	1	2	2	0	0	46	12	39, 46, 46, 24	5	2	0	0.0	
Oct 25	SD	L	1	1	0	1	0.0	0	0	0	0	0	0	0	1	0	0	-	1	43n	2	2	0	0.0	
Nov 8	@ Jax	L	1	1	2	3	66.7	0	0	1	1	0	0	1	1	0	1	45	7	45, 21, 56n	3	3	1	33.3	
Nov 15	@ Oak	W	1	1	3	4	75.0	0	0	1	1	1	1	0	0	1	2	50	10	50, 25, 52n, 31	5	0	0	0.0	
Nov 22	Pit	W	3	3	2	2	100.0	0	0	2	2	0	0	0	0	0	0	27	9	27, 22	6	4	2	33.3	
Nov 29	@ SD	L	2	2	0	0	-	0	0	0	0	0	0	0	0	0	0	-	2		3	1	0	0.0	
Dec 6	Den	L	1	1	2	2	100.0	0	0	1	1	0	0	1	1	0	0	47	7	22, 47	4	0	0	0.0	
Dec 13	Buf	L	1	1	1	1	100.0	0	0	1	1	0	0	0	0	0	0	21	4	21	3	2	0	0.0	
Dec 20	Cle	L	4	4	2	2	100.0	0	0	1	1	1	1	0	0	0	0	30	10	30, 27	7	3	0	0.0	
Dec 27	@ Cin	L	1	1	1	1	100.0	0	0	0	0	1	1	0	0	0	0	30	4	30	3	1	0	0.0	
Jan 3	@ Den	W	5	5	3	3	100.0	0	0	1	1	1	1	1	1	0	0	47	14	20, 36, 47	9	5	1	11.1	
Totals			4-12	29	29	25	29	86.2	0	0	10	10	7	7	6	7	2	5	53	104		66	29	7	10.6

2010 Kansas City Chiefs

Date	Opp	W/L	PAT		FG			1-19		20-29		30-39		40-49		50+		LG	Pts	Kick-by-Kick	Kickoffs				
			Ma	Att	Ma	Att	Pct	Ma	Att	Ma	Att	Ma	Att	Ma	Att	Ma	Att				No	InEZ	TB	PctTB	
Sept 13	SD	W	3	3	0	0	-	0	0	0	0	0	0	0	0	0	0	-	3		4	2	2	50.0	
Sept 19	@ Cle	W	1	1	3	3	100.0	0	0	2	2	1	1	0	0	0	0	35	10	35, 26, 23	5	0	0	0.0	
Sept 26	SF	W	4	4	1	2	50.0	0	0	0	0	1	2	0	0	0	0	32	7	38n, 32	5	1	1	20.0	
Oct 10	@ Ind	L	0	0	3	4	75.0	0	0	0	0	1	1	2	2	0	1	45	9	45, 35, 43, 51n	3	2	0	0.0	
Oct 17	@ Hou	L	4	4	1	1	100.0	0	0	1	1	0	0	0	0	0	0	24	7	24	6	3	1	16.7	
Oct 24	Jax	W	6	6	0	0	-	0	0	0	0	0	0	0	0	0	0	-	6		7	0	0	0.0	
Oct 31	Buf	W	1	1	2	3	66.7	0	0	1	1	1	2	0	0	0	0	35	7	28, 39n, 35	4	2	1	25.0	
Nov 7	@ Oak	L	2	2	2	2	100.0	0	0	1	1	0	0	1	1	0	0	43	8	43, 25	5	2	0	0.0	
Nov 14	@ Den	L	2	2	1	2	50.0	0	0	0	0	0	0	1	1	0	1	40	5	52n, 40	4	3	1	25.0	
Nov 21	Ari	W	4	4	1	1	100.0	0	0	1	1	0	0	0	0	0	0	23	7	23	6	5	2	33.3	
Nov 28	@ Sea	W	6	6	0	1	0.0	0	0	0	0	0	0	0	1	0	0	-	6	43b	7	0	0	0.0	
Dec 5	Den	W	1	1	1	1	100.0	0	0	0	0	0	0	1	1	0	0	47	4	47	3	0	0	0.0	
Dec 12	@ SD	L	0	0	0	0	-	0	0	0	0	0	0	0	0	0	0	-	0		1	1	0	0.0	
Dec 19	@ StL	W	3	3	2	2	100.0	0	0	0	0	1	1	0	0	1	1	53	9	53, 38	6	4	0	0.0	
Dec 26	Ten	W	4	4	2	3	66.7	0	0	0	0	1	1	1	2	0	0	42	10	35, 47n, 42	7	0	0	0.0	
Jan 2	Oak	L	1	1	1	1	100.0	0	0	0	0	1	1	0	0	0	0	30	4	30	3	0	0	0.0	
Totals			10-6	42	42	20	26	76.9	0	0	6	6	7	9	6	8	1	3	53	102		76	25	8	10.5
Playoffs																									
Jan 9	Bal	L	1	1	0	0	0.0	0	0	0	0	0	0	0	0	0	0	-	1		2	1	1	50.0	
Totals			0-1	1	1	0	0	0.0	0	0	0	0	0	0	0	0	0	-	1		2	1	1	50.0	

2011 Kansas City Chiefs

Date	Opp	W/L	PAT		FG			1-19		20-29		30-39		40-49		50+		LG	Pts	Kick-by-Kick	Kickoffs				
			Ma	Att	Ma	Att	Pct	Ma	Att	Ma	Att	Ma	Att	Ma	Att	Ma	Att				No	InEZ	TB	PctTB	
Sept 11	Buf	L	1	1	0	1	0.0	0	0	0	0	0	0	0	1	0	0	-	1	49n	2	2	1	50.0	
Sept 18	@ Det	L	0	0	1	2	50.0	0	0	0	0	1	1	0	1	0	0	33	3	33, 44n	2	2	2	100.0	
Sept 25	@ SD	L	2	2	1	2	50.0	0	0	0	0	1	2	0	0	0	0	33	5	38n, 33	4	2	2	50.0	
Oct 2	Min	W	1	1	5	5	100.0	0	0	2	2	0	0	1	1	2	2	54	16	40, 24, 51, 54, 22	6	6	4	66.7	
Oct 9	@ Ind	W	0	0	0	0	-	0	0	0	0	0	0	0	0	0	0	-	0		5	4	4	80.0	
Oct 23	@ Oak	W	4	4	0	0	-	0	0	0	0	0	0	0	0	0	0	-	4		5	4	4	80.0	
Oct 31	SD	W	2	2	3	3	100.0	0	0	0	0	2	2	1	1	0	0	47	11	36, 47, 30	6	5	4	66.7	
Nov 6	Mia	L	0	0	1	1	100.0	0	0	0	0	0	0	1	1	0	0	43	3	43	2	2	2	100.0	
Nov 13	Den	L	1	1	1	1	100.0	0	0	0	0	1	1	0	0	0	0	32	4	32	2	2	2	100.0	
Nov 21	@ NE	L	0	0	1	1	100.0	0	0	1	1	0	0	0	0	0	0	26	3	26	1	1	0	0.0	
Nov 27	Pit	L	0	0	3	3	100.0	0	0	0	0	0	0	3	3	0	0	49	9	41, 49, 40	4	2	0	0.0	
Dec 4	@ Chi	W	1	1	1	1	100.0	0	0	1	1	0	0	0	0	0	0	21	4	21	2	0	0	0.0	
Dec 11	@ NYJ	L	1	1	1	1	100.0	0	0	0	0	0	0	0	0	1	1	53	4	53	2	1	0	0.0	
Dec 18	GB	W	1	1	4	4	100.0	1	1	1	1	1	1	1	1	0	0	46	13	19, 32, 46, 20	6	5	3	50.0	
Dec 24	Oak	L	1	1	2	4	50.0	0	0	2	2	0	0	0	2	0	0	23	7	23, 49b, 20, 49b	5	4	2	40.0	
Jan 1	@ Den	W	1	1	0	1	0.0	0	0	0	0	0	0	0	1	0	0	-	1	44n	2	2	1	50.0	
Totals			7-9	20	20	24	30	80.0	1	1	7	7	6	7	7	12	3	3	54	92		56	44	31	55.4

RYAN SUCCOP'S TITANS GAME-BY-GAME CONT.

2012 Kansas City Chiefs

Date	Opp	W/L	PAT		FG			1-19		20-29		30-39		40-49		50+		LG	Pts	Kick-by-Kick	Kickoffs				
			Ma	Att	Ma	Att	Pct	Ma	Att	Ma	Att	Ma	Att	Ma	Att	Ma	Att				No	InEZ	TB	PctTB	
Sept 9	Atl	L	3	3	1	2	50.0	0	0	0	0	1	1	0	1	0	0	39	6	39, 40n	5	5	2	40.0	
Sept 16	@ Buf	L	2	2	1	1	100.0	0	0	0	0	1	1	0	0	0	0	33	5	33	4	3	3	75.0	
Sept 23	@ NO	W	1	1	6	6	100.0	0	0	1	1	3	3	2	2	0	0	45	19	25, 45, 34, 38, 43, 31	7	6	2	28.6	
Sept 30	SD	L	2	2	0	0	-	0	0	0	0	0	0	0	0	0	0	-	2		4	4	2	50.0	
Oct 7	Bal	L	0	0	2	2	100.0	0	0	0	0	2	2	0	0	0	0	31	6	30, 31	3	3	1	33.3	
Oct 14	@ TB	L	1	1	1	1	100.0	0	0	0	0	1	1	0	0	0	0	38	4	38	3	3	1	33.3	
Oct 28	Oak	L	1	1	3	3	100.0	0	0	0	0	1	1	1	1	1	1	52	10	30, 42, 52	4	3	2	50.0	
Nov 1	@ SD	L	1	1	2	3	66.7	0	0	0	0	0	1	2	2	0	0	49	7	49, 39n, 41	3	3	2	66.7	
Nov 12	@ Pit	L	1	1	2	3	66.7	0	0	1	1	0	1	1	1	0	0	46	7	22, 33n, 46	3	2	1	33.3	
Nov 18	Cin	L	0	0	2	2	100.0	0	0	0	0	2	2	0	0	0	0	34	6	34, 33	2	2	1	50.0	
Nov 25	Den	L	0	0	3	3	100.0	0	0	1	1	1	1	1	1	0	0	49	9	34, 22, 49	4	4	2	50.0	
Dec 2	Car	W	3	3	2	2	100.0	0	0	0	0	0	0	1	1	1	1	52	9	42, 52	5	4	3	60.0	
Dec 9	@ Cle	L	1	1	0	1	0.0	0	0	0	1	0	0	0	0	0	0	-	1	27n	2	0	0	0.0	
Dec 16	@ Oak	L	0	0	0	0	-	0	0	0	0	0	0	0	0	0	0	-	0		1	1	1	100.0	
Dec 23	Ind	L	1	1	2	3	66.7	0	0	0	0	0	0	2	3	0	0	47	7	47, 43n, 47	4	4	2	50.0	
Dec 30	@ Den	L	0	0	1	2	50.0	0	0	1	1	0	1	0	0	0	0	23	3	23, 33n	2	2	2	100.0	
Totals			2-14	17	17	28	34	82.4	0	0	4	5	12	15	10	12	2	2	52	101		56	49	27	48.2

2013 Kansas City Chiefs

Date	Opp	W/L	PAT		FG			1-19		20-29		30-39		40-49		50+		LG	Pts	Kick-by-Kick	Kickoffs				
			Ma	Att	Ma	Att	Pct	Ma	Att	Ma	Att	Ma	Att	Ma	Att	Ma	Att				No	InEZ	TB	PctTB	
Sept 8	@ Jax	W	4	4	0	0	-	0	0	0	0	0	0	0	0	0	0	-	4		5	5	4	80.0	
Sept 15	Dal	W	2	2	1	2	50.0	0	0	0	0	0	0	1	1	0	1	40	5	57b, 40	4	4	3	75.0	
Sept 19	@ Phi	W	2	2	4	5	80.0	0	0	0	0	4	4	0	0	0	1	38	14	33, 51n, 31, 34, 38	7	7	4	57.1	
Sept 29	NYG	W	4	4	1	1	100.0	0	0	0	0	0	0	0	0	1	1	51	7	51	6	6	3	50.0	
Oct 6	@ Ten	W	2	2	4	4	100.0	0	0	2	2	1	1	1	1	0	0	48	14	29, 24, 33, 48	7	7	5	71.4	
Oct 13	Oak	W	3	3	1	1	100.0	0	0	0	0	1	1	0	0	0	0	33	6	33	5	5	4	80.0	
Oct 20	Hou	W	2	2	1	1	100.0	0	0	1	1	0	0	0	0	0	0	22	5	22	4	4	3	75.0	
Oct 27	Cle	W	2	2	3	4	75.0	0	0	0	0	1	1	2	2	0	1	42	11	42, 35, 52n, 40	6	6	3	50.0	
Nov 3	@ Buf	W	2	2	3	3	100.0	0	0	1	1	1	1	1	1	0	0	41	11	27, 41, 39	6	6	5	83.3	
Nov 17	@ Den	L	2	2	1	1	100.0	0	0	1	1	0	0	0	0	0	0	20	5	20	4	4	3	75.0	
Nov 24	SD	L	5	5	1	1	100.0	0	0	1	1	0	0	0	0	0	0	25	8	25	7	3	1	14.3	
Dec 1	Den	L	4	4	0	0	-	0	0	0	0	0	0	0	0	0	0	-	4		5	2	1	20.0	
Dec 8	@ Was	W	6	6	1	2	50.0	0	0	0	0	1	2	0	0	0	0	33	9	33, 34n	8	2	0	0.0	
Dec 15	@ Oak	W	8	8	0	0	-	0	0	0	0	0	0	0	0	0	0	-	8		9	8	3	33.3	
Dec 22	Ind	L	1	1	0	1	-	0	0	0	0	0	0	0	1	0	0	-	1	47n	2	2	2	100.0	
Dec 29	@ SD	L	3	3	1	2	50.0	0	0	0	0	0	0	1	2	0	0	46	6	46, 41n	6	6	3	50.0	
Totals			11-5	52	52	22	28	78.6	0	0	6	6	9	10	6	8	1	4	51	118		91	77	47	51.6
Playoffs																									
Jan 4	@ Ind	L	5	5	3	3	100.0	1	1	0	0	0	0	2	2	0	0	43	14	19, 42, 43	9	9	6	66.7	
Totals			0-1	5	5	3	3	100.0	1	1	0	0	0	0	2	2	0	0	43	14		9	9	6	66.7

2014 Tennessee Titans

Date	Opp	W/L	PAT		FG			1-19		20-29		30-39		40-49		50+		LG	Pts	Kick-by-Kick	Kickoffs				
			Ma	Att	Ma	Att	Pct	Ma	Att	Ma	Att	Ma	Att	Ma	Att	Ma	Att				No	InEZ	TB	PctTB	
Sept 7	@ KC	W	2	2	4	4	100.0	0	0	0	0	2	2	2	2	0	0	47	14	36, 31, 46, 47	7	6	4	57.1	
Sept 14	Dal	L	1	1	1	1	100.0	0	0	0	0	0	0	1	1	0	0	47	4	47	3	3	3	100.0	
Sept 21	@ Cin	L	1	1	0	2	0.0	0	0	0	0	0	0	0	2	0	0	-	1	40n, 44n	3	1	1	33.3	
Sept 28	@ Ind	L	2	2	1	1	100.0	0	0	0	0	1	1	0	0	0	0	36	5	36	4	4	2	50.0	
Oct 5	Cle	L	4	4	0	0	-	0	0	0	0	0	0	0	0	0	0	-	4		6	3	2	33.3	
Oct 12	Jax	W	1	1	3	3	100.0	0	0	2	2	0	0	1	1	0	0	42	10	25, 21, 42	5	5	4	80.0	
Oct 19	@ Was	L	2	2	1	1	100.0	0	0	0	0	1	1	0	0	0	0	36	5	36	4	3	2	50.0	
Oct 26	Hou	L	1	1	1	1	100.0	0	0	0	0	1	1	0	0	0	0	35	4	35	4	3	3	75.0	
Nov 9	@ Bal	L	1	1	0	0	-	0	0	0	0	0	0	0	0	0	0	-	1		2	2	1	50.0	
Nov 17	Pit	L	3	3	1	1	100.0	0	0	1	1	0	0	0	0	0	0	20	6	20	5	3	0	0.0	
Nov 23	@ Phi	L	3	3	1	1	100.0	0	0	1	1	0	0	0	0	0	0	20	6	20	5	2	1	20.0	
Nov 30	@ Hou	L	3	3	0	0	-	0	0	0	0	0	0	0	0	0	0	-	3		4	3	3	75.0	
Dec 7	NYG	L	1	1	0	1	0.0	0	0	0	0	0	0	0	1	0	0	-	1	42n	2	2	1	50.0	
Dec 14	NYJ	L	0	0	3	3	100.0	0	0	0	0	1	1	1	1	1	1	51	9	40, 33, 51	4	4	1	25.0	
Dec 18	@ Jax	L	1	1	2	2	100.0	0	0	1	1	0	0	0	0	1	1	50	7	50, 23	4	4	3	75.0	
Dec 28	Ind	L	1	1	1	1	100.0	0	0	0	0	1	1	0	0	0	0	31	4	31	3	3	0	0.0	
Totals			2-14	27	27	19	22	86.4	0	0	5	5	7	7	5	8	2	2	51	84		65	51	31	47.7

RYAN SUCCOP'S GAME-BY-GAME

2015 Tennessee Titans

Date	Opp	W/L	PAT		FG			1-19		20-29		30-39		40-49		50+		LG	Pts	Kick-by-Kick	Kickoffs			
			Ma	Att	Ma	Att	Pct	Ma	Att	Ma	Att	Ma	Att	Ma	Att	Ma	Att				No	InEZ	TB	PctTB
Sept 13	@ TB	W	6	6	0	0	-	0	0	0	0	0	0	0	0	0	-	6		7	6	4	57.1	
Sept 20	@ Cle	L	2	2	0	0	-	0	0	0	0	0	0	0	0	0	-	2		3	3	2	66.7	
Sept 27	Ind	L	3	3	2	2	100.0	0	0	1	1	1	1	0	0	0	0	9	38, 21	7	6	6	85.7	
Oct 11	Buf	L	1	1	2	2	100.0	0	0	1	1	0	0	1	1	0	0	7	21, 41	4	4	3	75.0	
Oct 18	Mia	L	1	1	1	1	100.0	0	0	0	0	1	1	0	0	0	0	4	37	3	3	1	33.3	
Oct 25	Atl	L	1	1	0	0	-	0	0	0	0	0	0	0	0	0	0	1		2	1	1	50.0	
Nov 1	@ Hou	L	0	0	2	2	100.0	0	0	0	0	1	1	1	1	0	0	6	35, 44	3	3	2	66.7	
Nov 8	@ NO	W	2	2	2	3	66.7	0	0	1	1	0	0	0	0	1	2	8	51, 29, 55cr	6	6	3	50.0	
Nov 15	Car	L	1	1	1	1	100.0	0	0	0	0	0	0	1	1	0	0	4	45	3	3	2	66.7	
Nov 19	@ Jax	L	1	1	2	3	66.7	0	0	0	0	0	0	2	2	0	1	7	47, 49, 53wl	4	4	4	100.0	
Nov 29	Oak	L	1	2	0	0	-	0	0	0	0	0	0	0	0	0	0	1		4	2	0	0.0	
Dec 6	Jax	W	6	6	0	0	-	0	0	0	0	0	0	0	0	0	0	6		7	6	4	57.1	
Dec 13	@ NYJ	L	0	0	0	0	-	0	0	0	0	0	0	0	0	0	0	0		2	2	2	100.0	
Dec 20	@ NE	L	1	2	1	1	100.0	0	0	0	0	0	0	1	1	0	0	4	49	4	4	3	75.0	
Dec 27	Hou	L	0	0	0	0	-	0	0	0	0	0	0	0	0	0	0	0		2	2	2	100.0	
Jan 3	@ Ind	L	3	3	1	1	100.0	0	0	0	0	0	0	1	1	0	0	6	49	5	5	4	80.0	
Totals	3-13		29	31	14	16	87.5	0	0	3	3	3	3	7	7	1	3	51	71	66	60	43	65.2	

2016 Tennessee Titans

Date	Opp	W/L	PAT		FG			1-19		20-29		30-39		40-49		50+		LG	Pts	Kick-by-Kick	Kickoffs			
			Ma	Att	Ma	Att	Pct	Ma	Att	Ma	Att	Ma	Att	Ma	Att	Ma	Att				No	InEZ	TB	PctTB
Sept 11	Min	L	1	1	1	1	100.0	0	0	1	1	0	0	0	0	0	0	4	28	4	2	2	50.0	
Sept 18	@ Det	W	1	1	1	2	50.0	0	0	0	0	0	0	1	1	0	1	4	51wl, 46	5	4	3	60.0	
Sept 25	Oak	L	1	1	1	1	100.0	0	0	0	0	1	1	0	0	0	0	4	34	3	1	1	33.3	
Oct 2	@ Hou	L	2	2	2	2	100.0	0	0	1	1	0	0	1	1	0	0	8	48, 26	5	4	4	80.0	
Oct 9	@ Mia	W	3	4	1	1	100.0	0	0	0	0	0	0	1	1	0	0	6	40	6	6	4	66.7	
Oct 16	Cle	W	4	4	0	1	0.0	0	0	0	0	0	0	0	0	0	1	4	58wr	5	5	4	80.0	
Oct 23	Ind	L	2	2	2	2	100.0	0	0	0	0	0	0	2	2	0	0	8	48, 44	6	5	4	66.7	
Oct 27	Jax	W	3	4	3	3	100.0	0	0	1	1	2	2	0	0	0	0	12	32, 22, 33	7	6	5	71.4	
Nov 6	@ SD	L	5	5	0	0	-	0	0	0	0	0	0	0	0	0	0	5		6	6	6	100.0	
Nov 13	GB	W	5	5	2	2	100.0	0	0	1	1	0	0	0	0	1	1	11	51, 23	9	7	6	66.7	
Nov 20	@ Ind	L	2	2	1	1	100.0	0	0	0	0	0	0	1	1	0	0	5	47	4	2	2	50.0	
Nov 27	@ Chi	W	3	3	2	2	100.0	1	1	0	0	1	1	0	0	0	0	9	19, 31	6	5	4	66.7	
Dec 11	Den	W	1	1	2	2	100.0	0	0	0	0	0	0	1	1	1	1	7	53, 41	4	4	4	100.0	
Dec 18	@ KC	W	1	1	2	2	100.0	0	0	0	0	1	1	0	0	1	1	7	39, 53	4	2	2	50.0	
Dec 24	@ Jax	L	2	2	1	1	100.0	0	0	0	0	0	0	1	1	0	0	5	42	4	4	4	100.0	
Jan 1	Hou	W	3	3	1	1	100.0	0	0	0	0	1	1	0	0	0	0	6	35	5	4	3	60.0	
Totals	9-7		39	41	22	24	91.7	1	1	4	4	6	6	8	8	3	5	53	105	83	67	58	69.9	

2017 Tennessee Titans

Date	Opp	W/L	PAT		FG			1-19		20-29		30-39		40-49		50+		LG	Pts	Kick-by-Kick	Kickoffs			
			Ma	Att	Ma	Att	Pct	Ma	Att	Ma	Att	Ma	Att	Ma	Att	Ma	Att				No	InEZ	TB	PctTB
Sept 10	Oak	L	1	1	3	4	75.0	0	0	2	2	0	0	0	0	1	2	10	23, 26, 52, 52wr	5	4	3	60.0	
Sept 17	@ Jax	W	4	4	3	3	100.0	0	0	1	1	0	0	2	2	0	0	13	40, 41, 26	7	6	3	42.9	
Sept 24	Sea	W	3	3	4	4	100.0	0	0	1	1	2	2	1	1	0	0	15	24, 37, 47, 35	7	7	7	100.0	
Oct 1	@ Hou																							
Oct 8	@ Mia																							
Oct 16	Ind																							
Oct 22	@ Cle																							
Nov 5	Bal																							
Nov 12	Cin																							
Nov 16	@ Pit																							
Nov 26	@ Ind																							
Dec 3	Hou																							
Dec 10	@ Ari																							
Dec 17	@ SF																							
Dec 24	LAR																							
Dec 31	Jax																							
Totals	2-1		8	8	10	11	90.9	0	0	4	4	2	2	3	3	1	2	52	38	19	17	13	68.4	

RYAN SUCCOP'S NFL STATISTICS

REGULAR SEASON			PAT		FG			1-19		20-29		30-39		40-49		50+		Kickoffs					
Date	Team	GP	Ma	Att	Ma	Att	Pct	Ma	Att	Ma	Att	Ma	Att	Ma	Att	Ma	Att	LG	Pts	No	InEZ	TB	PctTB
2009	Kansas City	16	29	29	25	29	86.2	0	0	10	10	7	7	6	7	2	5	53	104	66	29	7	10.6
2010	Kansas City	16	42	42	20	26	76.9	0	0	6	6	7	9	6	8	1	3	53	102	76	25	8	10.5
2011	Kansas City	16	20	20	24	30	80.0	1	1	7	7	6	7	7	12	3	3	54	92	56	44	31	55.4
2012	Kansas City	16	17	17	28	34	82.4	0	0	4	5	12	15	10	12	2	2	52	101	56	49	27	48.2
2013	Kansas City	16	52	52	22	28	78.6	0	0	6	6	9	10	6	8	1	4	51	118	91	77	47	51.6
2014	Tennessee	16	27	27	19	22	86.4	0	0	5	5	7	7	5	8	2	2	51	84	65	51	31	47.7
2015	Tennessee	16	29	31	14	16	87.5	0	0	3	3	3	3	7	7	1	3	51	71	66	60	43	65.2
2016	Tennessee	16	39	41	22	24	91.7	1	1	4	4	6	6	8	8	3	5	53	105	83	67	58	69.9
2017	Tennessee	3	8	8	10	11	90.9	0	0	4	4	2	2	3	3	1	2	52	38	19	17	13	68.4
NFL Totals		131	263	267	184	220	83.6	2	2	49	50	59	66	58	73	16	29	54	815	578	419	265	45.8

PLAYOFFS			PAT		FG			1-19		20-29		30-39		40-49		50+		Kickoffs					
Date	Team	GP	Ma	Att	Ma	Att	Pct	Ma	Att	Ma	Att	Ma	Att	Ma	Att	Ma	Att	LG	Pts	No	InEZ	TB	PctTB
2010	Kansas City	1	1	1	0	0	-	0	0	0	0	0	0	0	0	0	0	-	1	2	1	1	50.0
2013	Kansas City	1	5	5	3	3	50.0	1	1	0	0	0	0	2	2	0	0	43	14	9	9	6	66.7
Playoff Totals		2	6	6	3	3	100.0	1	1	0	0	0	0	2	2	0	0	43	15	11	10	7	63.6

Single-Game Highs

Field Goals Made - 6 at New Orleans (9/23/12)
 Field Goal Attempts - 6 at New Orleans (9/23/12)
 Longest Field Goal - 54 vs. Minnesota (10/2/11)
 PATs Made - 6 (Four times, last vs. Jacksonville 12/6/15)
 PATs Attempted - 6 (Four times, last vs. Jacksonville 12/6/15)
 Points - 19 at New Orleans (9/23/12)
 Consecutive Field Goals Made - 22 (10/2/11-12/24/11)
 Touchbacks - **7 vs. Seattle (9/24/17)**

Game-Winning Field Goals*

11/22/09 vs. Pittsburgh (22 yards, OT)
 10/31/10 vs. Buffalo (35 yards, OT)
 9/19/10 at Cleveland (23 yards)
 10/31/11 vs. San Diego (30 yards, OT)
 9/23/12 at New Orleans (31 yards, OT)
 12/18/16 at Kansas City (53 yards)

* A game-winning field goal is defined as one that was the final score of the game and gave the kicker's team the lead at any time in the fourth quarter or overtime.

Additional Career Statistics

Punts - 1 for 33 yards at Oakland (11/7/10)
 Special Teams Tackles - 1 (2009), 2 (2010), 2 (2012), 1 (2013), 1 (2017)
 Recovered Onside Kick - 1 at Jacksonville (11/8/09)

Playoff Single-Game Highs

Field Goals Made - 3 at Indianapolis (1/4/14)
 Field Goals Attempts - 3 at Indianapolis (1/4/14)
 Longest Field Goal - 43 at Indianapolis (1/4/14)
 PATs Made - 5 at Indianapolis (1/4/14)
 PATs Attempted - 5 at Indianapolis (1/4/14)
 Points - 14 at Indianapolis (1/4/14)



89 PHILLIP SUPERNAW

TIGHT END • 6'5" • 255 LBS • COLLEGE: OUACHITA BAPTIST
ACQUIRED: FREE AGENT - 2015 • NFL EXPERIENCE (NFL/TITANS): 4/3
HOMETOWN: KATY, TEXAS
GAMES PLAYED/GAMES STARTED: 43/5 (PLAYOFFS: 0/0)



PRO: The Titans signed Phillip Supernaw late in the 2015 offseason to add competition and depth to the tight end position. He responded with the first season of his career in which he appeared in all 16 games, becoming one of the team's special teams leaders. In 2016, Supernaw played in 15 games with two starts at tight end and collected career-highs with four receptions and 62 receiving yards. The 6-foot-5-inch, 255-pounder was originally signed as a rookie free agent by the Houston Texans following the 2012 NFL Draft. The Ouachita Baptist product spent parts of his first two seasons with the Texans before splitting time with the Baltimore Ravens and Kansas City Chiefs during the 2014 campaign.

CAREER HIGHLIGHTS:

- In 2016, Supernaw collected career-highs with four receptions and 62 receiving yards and tied for third on the Titans with eight special teams tackles.
- In 2015, Supernaw ranked second on the Titans with 14 special teams tackles.

TITANS TIDBITS:

- Supernaw's father is country music singer Doug Supernaw. Doug Supernaw has released four studio albums: Red and Rio Grande (1993), Deep Thoughts from a Shallow Mind (1994), You Still Got Me (1995), and Fadin' Renegade (1999), as well as a compilation album, 1997's The Encore Collection. Between 1993 and 1996, he charted 11 singles on the Billboard Hot Country Singles & Tracks charts, including "I Don't Call Him Daddy," a number one single in late 1993.
- Supernaw was actually born in Nashville, but moved to the Houston area at an early age and attended high school in Katy, Texas.
- A member at Vanderbilt Legends Club in Franklin, Tenn., the golf enthusiast plays whenever he can during the offseason and is a 2.0 handicap.

CAREER TRANSACTIONS:

- The Katy, Texas, native was originally signed by the Houston Texans as an undrafted free agent on May 14, 2012.
- Released by the Texans on Aug. 31, 2012 and signed to the team's practice squad a day later.
- Released from the Texans' practice squad on Oct. 18, 2012.
- Signed by the Texans as a free agent on March 11, 2013.
- Released by the Texans on July 25, 2013.
- Signed to the Texans' practice squad on Dec. 17, 2013 and signed to the team's active roster on Dec. 27, 2013.
- Released by the Texans on May 14, 2014.
- Signed by the Baltimore Ravens as a free agent on May 19, 2014.
- Released by the Ravens on Aug. 30, 2014 and signed to the team's practice squad a day later.
- Signed by the Ravens to their active roster from the practice squad on Sept. 23, 2014.
- Released by the Ravens on Oct. 7, 2014 and signed to the team's practice squad two days later.
- Signed by the Ravens to their active roster from the practice squad on Oct. 25, 2014.
- Released by the Ravens on Nov. 4, 2014 and signed to the team's practice squad a day later.
- Signed by the Kansas City Chiefs to their active roster from the Ravens' practice squad Nov. 11, 2014.
- Released by the Chiefs on Dec. 1, 2014.
- Signed by the Ravens to their practice squad on Dec. 3, 2014.
- Signed by the Ravens to their active roster from the practice squad on

Dec. 5, 2014.

- Released by the Ravens on May 12, 2015.
- Signed by the Titans as a free agent on June 2, 2015.

SEASON RECAPS:

2017 (3/1 - Tennessee): Has tied for the team lead in special teams tackles once in 2017 (at JAX).

- Against Oakland (9/10), played as a reserve at tight end and on special teams.
- At Jacksonville (9/17), started at tight end and helped open holes for a rushing attack that amassed 179 yards on 36 carries (5.0 avg.). Tied for the team lead with two special teams tackles on coverage units.
- Against Seattle (9/24), played as a reserve at tight end and caught one pass for three yards. Had a big block during Rishard Matthews' 55-yard touchdown catch on a wide receiver screen in the third quarter.

2016 (15/2 - Tennessee): Appeared in 15 games with two starts at tight end and collected career-highs with four receptions and 62 receiving yards. Tied for third on the team with eight special teams tackles. Was inactive for one contest. Led or tied for the team lead in special teams tackles four times in 2016 (vs. CLE, vs. GB, at KC, vs. HOU).

- At Detroit (9/18), saw action as a reserve at tight end and on special teams. Hauled in one reception for seven yards during the Titans' game-winning touchdown drive in the fourth quarter.
- Against Oakland (9/25), started at tight end and notched a special teams tackle on coverage units.
- Against Cleveland (10/16), played as a reserve at tight end and tied a career-high with two receptions for 25 yards. Played on special teams and tied for the team lead with one stop. Extended the Titans' second touchdown drive with an eight-yard catch on third-and-seven in the second quarter.
- Against Jacksonville (10/27), started at tight end and snared a career-long 30-yard catch-and-run reception down the right sideline during the Titans' third touchdown drive in the second quarter. Helped open holes for Titans' ball carriers to accumulate 214 yards on the ground.
- Against Green Bay (11/13), played as a reserve at tight end and on special teams. Tied for the team lead with two special teams tackles.
- Against Denver (12/11), played as a reserve at tight end and helped open holes for Titans' rushers to amass 180 rushing yards on 42 carries in a 13-10 victory over the Broncos.
- At Kansas City (12/18), saw action as a reserve at tight end and on special teams and tied for the team lead with two tackles on coverage units.
- Against Houston (1/1), saw action as a reserve at tight end and on special teams. Led the team with two special teams tackles on coverage units.

2015 (16/1 - Tennessee): Played in all 16 games for the first time in his career in his first season with the Titans. Ranked second on the team with 14 special teams tackles. Caught three passes for 32 yards. Led or tied for the team lead in special teams tackles five times in 2015 (at CLE, vs. MIA, vs. ATL, vs. JAX).

- At Tampa Bay (9/13), played as a reserve on special teams and at tight end in his Titans debut. Collected a special teams tackle on coverage units. Helped pin the Buccaneers deep in their territory by fielding Brett Kern's 38-yard punt and throwing it to Avery Williamson who downed it at the two-yard line in the third quarter.
- At New Orleans (11/8), saw action as a reserve on special teams and at tight end. Totaled two special teams tackles and a forced fumble on coverage units.
- At Jacksonville (11/19), saw action as a reserve at tight end and caught

two passes for 16 yards.

- Against Oakland (11/29), played as a reserve on special teams and tied for the team lead with three special teams tackles.
- Against Jacksonville (12/6), led the team with two special teams tackles on coverage units.
- At N.Y. Jets (12/13), saw action as a reserve at tight end and caught one pass for 16 yards.
- At New England (12/20), started at tight end. Collected a special teams tackle and a forced fumble on coverage units. Forced a Danny Amendola fumble on a punt return that was recovered by Cody Riggs, helping set up the Titans' first field goal.

2014 (2/1 - Kansas City; 6/0, 0/0 - Baltimore): Played in two games with one start for the Chiefs and posted one reception for three yards. Played in six games with the Ravens and amassed two receptions for 27 yards. Was inactive for two games and did not play in another contest. Was inactive for the postseason game.

- At Miami (12/7), caught a career-long 29-yard reception.

2013 (1/0 - Houston): Spent training camp with the Texans before being released prior to the regular season. Re-signed by the Texans and spent the final two weeks of the season with the team (Week 16 on their practice squad and Week 17 on the active roster).

- At Tennessee (12/29), saw action in his first career game in the season finale after being signed to Houston's active roster from their practice squad on Dec. 27.

2012 (0/0 - Houston): Spent the first six weeks of the season on the Texans' practice squad before being placed on the practice squad/injured

list.

COLLEGE:

- Was a four-year starter at Ouachita Baptist and saw action in 40 career games with 36 starts. Tallied 64 receptions for 710 yards and 10 touchdowns.
- Helped lead the Tigers to the inaugural Great American Conference Championship in 2011, as he recorded 22 catches for 301 yards and three touchdowns as a senior.
- Named first-team All-Gulf South Conference as a junior in 2009.

PERSONAL:

- Single, splits time between Katy, Texas, and Nashville.
- Attended James E. Taylor (Katy, Texas) High School.
- Follow Supernaw on Twitter at @PSupernaw11.
- Follow Supernaw on Instagram at @phillipsupernaw.
- Born Phillip Steven Supernaw on Jan. 30, 1990 in Nashville, Tenn.

PHILLIP SUPERNAW'S GAME-BY-GAME

2015 Tennessee Titans				RECEIVING				
Date	Opp.	W/L	P/S	No	Yds	Avg	Lg	TD
Sept 13	@ TB	W	p	0	0	-	0	0
Sept 20	@ Cle	L	p	0	0	-	0	0
Sept 27	Ind	L	p	0	0	-	0	0
Oct 11	Buf	L	p	0	0	-	0	0
Oct 18	Mia	L	p	0	0	-	0	0
Oct 25	Atl	L	p	0	0	-	0	0
Nov 1	@ Hou	L	p	0	0	-	0	0
Nov 8	@ NO	W	p	0	0	-	0	0
Nov 15	Car	L	p	0	0	-	0	0
Nov 19	@ Jax	L	p	2	16	8.0	8	0
Nov 29	Oak	L	p	0	0	-	0	0
Dec 6	Jax	W	p	0	0	-	0	0
Dec 13	@ NYJ	L	p	1	16	16.0	16	0
Dec 20	@ NE	L	S	0	0	-	0	0
Dec 27	Hou	L	p	0	0	-	0	0
Jan 3	@ Ind	L	p	0	0	-	0	0
Totals		3-13	16/1	3	32	10.7	16	0

2016 Tennessee Titans				RECEIVING				
Date	Opp.	W/L	P/S	No	Yds	Avg	Lg	TD
Sept 11	Min	L	p	0	0	-	0	0
Sept 18	@ Det	W	p	1	7	7.0	7	0
Sept 25	Oak	L	S	0	0	-	0	0
Oct 2	@ Hou	L	p	0	0	-	0	0
Oct 9	@ Mia	W	p	0	0	-	0	0
Oct 16	Cle	W	p	2	25	12.5	17	0
Oct 23	Ind	L	p	0	0	-	0	0
Oct 27	Jax	W	S	1	30	30.0	30	0

Nov 6	@ SD	L	p	0	0	-	0	0
Nov 13	GB	W	p	0	0	-	0	0
Nov 20	@ Ind	L	p	0	0	-	0	0
Nov 27	@ Chi	W	IA					
Dec 11	Den	W	p	0	0	-	0	0
Dec 18	@ KC	W	p	0	0	-	0	0
Dec 24	@ Jax	L	p	0	0	-	0	0
Jan 1	Hou	W	p	0	0	-	0	0
Totals		9-7	15/2	4	62	15.5	30	0

2017 Tennessee Titans				RECEIVING				
Date	Opp.	W/L	P/S	No	Yds	Avg	Lg	TD
Sept 10	Oak	L	p	0	0	-	0	0
Sept 17	@ Jax	W	S	0	0	-	0	0
Sept 24	Sea	W	p	1	3	3.0	3	0
Oct 1	@ Hou							
Oct 8	@ Mia							
Oct 16	Ind							
Oct 22	@ Cle							
Nov 5	Bal							
Nov 12	Cin							
Nov 16	@ Pit							
Nov 26	@ Ind							
Dec 3	Hou							
Dec 10	@ Ari							
Dec 17	@ SF							
Dec 24	LAR							
Dec 31	Jax							
Totals		2-1	3/1	1	3	3.0	3	0

PHILLIP SUPERNAW'S NFL STATISTICS

REGULAR SEASON				RECEIVING					RUSHING				
Year	Team	GP	GS	No	Yds	Avg	Lg	TD	Att	Yds	Avg	Lg	TD
2012	Houston	0	0										
Practice Squad													
2013	Houston	1	0	0	0	-	0	0	0	0	-	0	0
2014	BAL/KC	8	1	3	30	10.0	29	0	0	0	-	0	0
2015	Tennessee	16	1	3	32	10.7	16	0	0	0	-	0	0
2016	Tennessee	15	2	4	62	15.5	30	0	0	0	-	0	0
2017	Tennessee	3	1	1	3	3.0	3	0	0	0	-	0	0
NFL Totals		43	5	11	127	11.5	30	0	0	0	-	0	0

Single-Game Highs

Receptions - 2 (Twice, last vs. Cleveland 10/16/16)
 Receiving Yards - 30 vs. Jacksonville (10/27/16)
 Long Reception - 30 vs. Jacksonville (10/27/16)

Additional Statistics

Special Teams Tackles - 14 (2015), 8 (2016), **2 (2017)**
 Special Teams Forced Fumble - 1 (2015)
 Tackles - 1 (2015), 1 (2016)



13 TAYWAN TAYLOR

WIDE RECEIVER • 5'11" • 203 LBS • COLLEGE: WESTERN KENTUCKY
ACQUIRED: 3RD ROUND - 2017 • NFL EXPERIENCE: ROOKIE
HOMETOWN: LOUISVILLE, KY.
GAMES PLAYED/GAMES STARTED: 3/0 (PLAYOFFS: 0/0)



PRO: The Titans selected Taywan Taylor (first name pronounced TAY-wahn) with their first of two third-round picks in the 2017 NFL Draft. A shifty route-runner with exceptional burst and run-after-catch ability, he has the ability to play in the slot or on the outside. At Western Kentucky, he broke every major single-season and career receiving record and accounted for 34 touchdown receptions over his final two campaigns. He joins first-rounder Corey Davis to give the Titans one of the NFL's most dynamic rookie receiving duos. Taylor became the first Western Kentucky player drafted by the Titans since the team arrived in Tennessee.

CAREER HIGHLIGHTS:

- The most prolific wide receiver in Western Kentucky history, Taylor accumulated 253 career receptions for 4,234 yards and 41 touchdowns in four seasons, setting team records in each category.
- In 2016, he had the best single season of any receiver in Western Kentucky history, setting Hilltopper records with 98 catches (ranked fifth in the nation), 1,730 receiving yards (third) and 17 touchdowns (tied for third).

TITANS TIDBITS:

- Taylor's football life has taken him south on Interstate 65. A native of Louisville, which is approximately a three-hour drive from Nashville, he attended Western Kentucky University in Bowling Green, Ky., a one-hour commute from Nashville on the same highway.
- He played the role of Daddy Warbucks in an elementary school production of "Annie."
- Taylor lists his football role model as Randy Moss.

CAREER TRANSACTIONS:

- The Louisville, Ky., native was selected by the Titans in the third round (72nd overall) of the 2017 NFL Draft.

SEASON RECAPS:

- 2017 (3/0):** Appeared in his first career NFL game against Oakland (9/10/17).
- Against Oakland (9/10), played as a reserve wide receiver in his NFL debut and caught two passes for 14 yards.
 - At Jacksonville (9/17), saw action as a reserve at wide receiver and caught a game-long 42-yard reception. Rushed the ball twice for 16 yards. Collected his first career special teams tackle on coverage units. Set up the Titans second touchdown of the day with a diving 42-yard catch down the left sideline in the third quarter.
 - Against Seattle (9/24), played as a reserve at wide receiver and snared two receptions for 16 yards.

COLLEGE:

• In four seasons at Western Kentucky (2013-16), Taylor appeared in 52 games with 33 starts. He established Hilltopper career records with 253 receptions, 4,234 receiving yards and 41 receiving touchdowns, and he also set the single-season records with 98 receptions, 1,730 yards and 17 touchdowns, the latter of which he hit in both his junior and senior seasons. He authored 19 100-yard receiving performances. Taylor helped lead the team to a pair of Conference USA titles and three consecutive bowl championships. He was a two-time semifinalist for the Fred Biletnikoff Award, given to the nation's top wide receiver.

AS A SENIOR (2016), broke his own single-season records for receptions and receiving yards and tied his touchdown reception record, finishing the season with 98 receptions for 1,730 yards and 17 touchdowns. Posted

nine games with at least 100 yards receiving, second-most nationally, while his 11 games of catching at least one touchdown pass led the nation. His 1,730 receiving yards ranked third nationally, and his 98 receptions ranked fifth. His 17.6-yards-per-catch average was the highest in the nation among receivers with at least 75 receptions, and his 978 yards on deep passes also led the nation. He was a team captain, Biletnikoff Award semifinalist and first-team All-Conference USA.

- Against Houston Baptist (10/1), recorded a career-long 80-yard touchdown reception.
- At Middle Tennessee (10/15), matched his career high with 12 receptions and set his career high with 197 receiving yards, including a 45-yard touchdown reception.
- Against North Texas (11/12), caught six passes for 166 yards and three touchdowns to match his career high. His touchdown receptions were 75 yards, 64 yards and four yards.
- Against Old Dominion (10/22), posted 10 receptions for 123 yards and three touchdowns.

AS A JUNIOR (2015), became the second 1,000-yard receiver in program history and set Western Kentucky single-season records for receiving yards (1,467), receptions (86) and touchdown catches (17). His 1,467 yards were the second-most in C-USA history, while his 17 touchdown receptions were fourth-most. The consensus first-team All-Conference USA selection also was named second-team All-American by ProFootballFocus.com. Ranked third nationally and led the conference in receiving yards, while his 104.8 yards per game ranked No. 10 nationally. Had 100 receiving yards or more in eight games, tied for the most in C-USA. Ranked third in the league in touchdowns scored, average 7.3 points per game, and he was the only player in the country to catch a touchdown pass in 11 games (four others tied at 10).

- At LSU (10/24), had a season-high 10 receptions for 103 yards and a touchdown.
- At Indiana (9/19), recorded 196 yards on nine receptions. His yardage total was the second-highest in program history and the most since WKU became an FBS program in 2009.

AS A SOPHOMORE (2014), started seven games while appearing in all 13. Finished second on the team with 767 yards and was third in touchdown receptions with seven. His 45 receptions were fourth-most for the Hilltoppers, and he led all primary pass catchers with a 17.0 yards-per-catch average, the best average among receivers with over 40 receptions in the league. Had 50 yards in seven of 13 games to go along with a pair of 100-yard performances. Led the team with 13 receptions of 20 yards or longer. Of his seven touchdowns, five went for 45 yards or longer. Taylor's seven touchdowns also tied for fifth-most in a single season in program history. Earned All-Conference USA honorable mention.

- Against Bowling Green (8/29), led the team and set a then-career high with 185 yards on 12 catches in the season opener. The 185 yards were also the sixth-most in a single game in program history.
- At Marshall (11/28), caught Brandon Doughty's season-long pass of 75 yards for a touchdown.

AS A FRESHMAN (2013), saw action in 11 games, earning seven starts. Caught 24 passes for 270 yards, second among freshman wideouts and sixth overall on the team.

- Against Kentucky (8/31), caught four passes for 23 yards in his debut.
- At Louisiana-Monroe (10/3), posted three receptions and led the team with a season-high 75 yards.
- Received his degree in elementary education from Western Kentucky.in

May 2017.

• Born Taywan Marshawn Taylor on March 2, 1995 in Louisville, Ky.

PERSONAL:

- Attended Pleasure Ridge Park (Louisville, Ky.) High School, where he helped lead the team to a 14-1 season as a senior in 2012 by posting a team-high 52 receptions for 1,169 yards. He scored 18 total touchdowns, including 14 touchdown receptions. The team advanced to the Class 6A state title game before losing for the first time all season. He earned All-District honors from the Greater Louisville Football Coaches Association and also was named Honorable Mention All-State by the Courier-Journal.
- Follow Taylor on Twitter and Instagram at @SilentGrind2.
- Follow Taylor on Snapchat at taywan.
- List of favorites: (TV show) "Everybody Hates Chris"; (movies) "Rush Hour" and "Red Dawn"; (musician) Nipsey Hussle; (athlete as a child) Tracy McGrady; (foods) chicken alfredo, steak, baked potatoes and lasagna; and (songs on your pregame playlist) Lil Wayne songs plus a variety of other music.

TAYWAN TAYLOR'S COLLEGE STATISTICS

Year	Team	GP	GS	RECEIVING					RUSHING				
				No	Yds	Avg	Lg	TD	Att	Yds	Avg	Lg	TD
2013	Western Ky.	11	7	24	270	11.3	45	0	0	0	-	-	0
2014	Western Ky.	13	7	45	767	17.0	75t	7	2	22	11.0	11	0
2015	Western Ky.	14	5	86	1,467	17.1	78t	17	7	-9	-1.3	10	0
2016	Western Ky.	14	14	98	1,730	17.7	80t	17	6	36	6.0	16	0
College Totals		52	33	253	4,234	16.7	80t	41	15	49	3.3	16	0

Single-Game Highs

Receptions - 12 (Twice, last at Middle Tennessee, 10/15/16)
 Receiving Yards - 197 at Middle Tennessee (10/15/16)
 Long Reception - 80t vs. Houston Baptist (10/1/16)
 Receiving Touchdowns - 3 (Three times, last vs. North Texas, 11/12/16)

Additional Statistics

Kickoff Returns - 6 for 81 yards (2014)

TAYWAN TAYLOR'S GAME-BY-GAME

2017 Tennessee Titans				RECEIVING					RUSHING					Date		Opp									
Date	Opp	W/L	P/S	Att	Yds	Avg	Lg	TD	No	Yds	Avg	Lg	TD												
Sept 10	Oak	L	p	2	14	7.0	10	0	0	0	-	0	0	Nov 12	Cin										
Sept 17	@ Jax	W	p	1	42	42.0	42	0	2	16	8.0	17	0	Nov 16	@ Pit										
Sept 24	Sea	W	p	2	16	8.0	11	0	1	-1	-1.0	-1	0	Nov 26	@ Ind										
Oct 1	@ Hou													Dec 3	Hou										
Oct 8	@ Mia													Dec 10	@ Ari										
Oct 16	Ind													Dec 17	@ SF										
Oct 22	@ Cle													Dec 24	LAR										
Nov 5	Bal													Dec 31	Jax										
Totals														2-1	3/0	5	72	14.4	42	0	3	15	5.0	17	0

TAYWAN TAYLOR'S NFL STATISTICS

REGULAR SEASON		RECEIVING					RUSHING						
Year	Team	GP	GS	No	Yds	Avg	Lg	TD	Att	Yds	Avg	Lg	TD
2017	Tennessee	3	0	5	72	14.4	42	0	3	15	5.0	17	0
NFL Totals		3	0	5	72	14.4	42	0	3	15	5.0	17	0

Single-Game Highs

Receptions - **2 (Twice, last vs. Seattle 9/24/17)**
 Receiving Yards - **42 at Jacksonville (9/17/17)**
 Long Reception - **42 at Jacksonville (9/17/17)**
 Receiving Touchdowns -
 Rushes - **2 at Jacksonville (9/17/17)**
 Rushing Yards - **16 at Jacksonville (9/17/17)**

Long Rush - **17 at Jacksonville (9/17/17)**
 Rushing Touchdowns -

Additional Statistics

Special Teams Tackles - **1 (2017)**



41 BRYNDEN TRAWICK

SAFETY • 6'2" • 225 LBS • COLLEGE: TROY

ACQUIRED: UNRESTRICTED FREE AGENT (OAKLAND) - 2017

NFL EXPERIENCE (NFL/TITANS): 5/1 • HOMETOWN: MARIETTA, GA.

GAMES PLAYED/GAMES STARTED: 56/1 (PLAYOFFS: 3/0)



PRO: Brynden Trawick is a versatile defensive back that has excelled on special teams in his first four NFL seasons. He joins the Titans after spending time with the Baltimore Ravens and Oakland Raiders. Trawick, a former undrafted free agent, will look to make his biggest impact as a core member of the Titans' special teams coverage units.

CAREER HIGHLIGHTS:

- In 2016, Trawick led the Raiders with a career-best 14 special teams tackles.

TITANS TIDBITS:

- Trawick's father, George, was the head basketball coach at DeVry University in the early 1990s. He coached in the highest-scoring men's basketball game in NCAA history, regardless of division classification. On Jan. 12, 1992, Troy State University defeated DeVry 258-141 in a game that is considered to have established several unbreakable records.

CAREER TRANSACTIONS:

- The Marietta, Ga., native was originally signed by Baltimore Ravens as an undrafted free agent on May 3, 2013.
- Waived by the Ravens on Sept. 23, 2013 and signed to the team's practice squad two days later.
- Signed by the Ravens to the active roster from their practice squad on Oct. 30, 2013.
- Signed by Oakland Raiders as a free agent on March 16, 2016.
- Signed by the Titans as an unrestricted free agent on March 11, 2017.

SEASON RECAPS:

2017 (3/0 - Tennessee): Leads the team with four special teams tackles. Has tied for the team lead in special teams tackles three times in 2017 (vs. OAK, at JAX, vs. SEA).

- Against Oakland (9/10), saw action as a reserve on special teams in his Titans debut and tied for the team lead with a special teams tackle. Played limited snaps as a reserve safety.
- At Jacksonville (9/17), tied for the team lead with two special teams tackles on coverage units.
- Against Seattle (9/24), played as a reserve on special teams and tied for the team lead with a special teams tackle.

2016 (15/0, 1/0 - Oakland): Played as a reserve in 15 games and led the team with 14 special teams tackles. Collected nine tackles and an interception on defense. Was inactive for one contest. Saw action as a reserve in the postseason contest and amassed three tackles.

- At New Orleans (9/11), made his Raiders debut and saw all of his action on special teams. Tied for the team lead with two special teams tackles.
- Against Atlanta (9/18), recorded two special teams tackles.
- At Baltimore (10/2), tied for a team-high two tackles on special teams.
- Against San Diego (10/9), added to his team lead in special teams tackles, notching two stops on coverage units.
- At Denver (1/1), with Karl Joseph inactive and an early injury to Nate Allen, was forced into the safety role and recorded his first career interception on the following play from scrimmage after the Raiders' first score of the game. Collected a career-best nine tackles, one interception and one pass defended in his first action on defense this season, while also notching his team-leading 14th special teams tackle.
- At Houston (1/7), notched three stops on defense, while seeing extensive playing time on special teams.

2015 (16/1 - Baltimore): Saw action in all 16 games with a start.

Registered a team-high nine special teams stops and a then career-high seven tackles and a pass defended on defense.

- Against Cincinnati (9/27), recorded his first career pass defended and two special teams tackles.
- Against Cleveland (10/11), tallied two special teams tackles.
- At Arizona (10/26), made his first career start at safety and posted four tackles.
- At Cincinnati (1/3), notched a special teams stop and a tackle on defense in the season finale.

2014 (14/0, 2/0 - Baltimore): Saw action as a reserve in 14 games and totaled four special teams tackles and three tackles on defense. Saw action on special teams in both postseason contests.

- Against Carolina (9/28), recorded his first career tackles on defense, finishing with two solo stops.
- At Indianapolis (10/5), posted one tackle on defense and one special teams stop.

2013 (8/0 - Baltimore): Appeared in eight games and tied for third on the team with eight special teams tackles. Played in three games before spending the next four weeks on the team's practice squad. Signed to the Ravens' active roster again on Oct. 30. Was inactive for four games.

- At Denver (9/5), saw action in his first career NFL game and recorded a special teams tackle.
- Against Cleveland (9/15), led the team with a then career-high two solo special teams.
- Against Cincinnati (11/10), led the team with two solo special teams tackles.

COLLEGE:

- Spent time at Troy University, Northeast Mississippi Community College and Michigan State during his collegiate career.
- As a senior (2012), earned first-team All-Sun Belt honors after recording 83 tackles, three interceptions and four passes defended.
- As a junior (2011), was the only player in the Sun Belt to average double-digit tackles (10.2 per game), while ranking 16th in the NCAA with his tackles-per-game total. Amassed 123 tackles and led the Trojans in tackles in eight games. Also posted a fumble recovery, two pass breakups and 2.5 tackles for loss.
- Spent the 2010 season playing for Northeast Mississippi Community College, where he recorded 58 tackles, nine tackles for loss, an interception, six passes defended, four forced fumbles and two fumble recoveries.
- As a redshirt freshman (2009), provided depth and saw action on special teams at Michigan State.
- In 2008, redshirted as a true freshman at Michigan State.
- Majored in social science at Troy.

PERSONAL:

- Attended Sprayberry (Marietta, Ga.) High School. Was a three-year starter and two-time All-League and All-County selection.
- As a senior in 2007, recorded 69 tackles, an interception, two fumble recoveries and two blocked extra points. Totaled more than 600 all-purpose yards, four touchdowns, caught 15 passes for 195 yards and rushed 17 times for 156 yards during his final high school season.
- As a junior, registered 78 tackles and three interceptions, returning two picks for touchdowns. Had eight receptions for 278 yards (34.8 avg.) in 2006.
- Started at linebacker as a sophomore and intercepted two passes.
- Also participated in track and field for the Yellow Jackets and finished third

- in the long jump (20-10.5) in Region 6AAAAA as a junior.
- Last name is pronounced TRAH-wick.
- Follow Trawick on Twitter at @YoungTrawick_.
- Follow Trawick on Instagram at @bt_riseabove.
- Born Brynden George Trawick on Oct. 23, 1989 in Marietta, Ga.

BRYNDEN TRAWICK'S TITANS GAME-BY-GAME

2017 Tennessee Titans

Date	Opp	W/L	P/S	Tot	Solo	Asst	Sk	-Yds	QBP	TFL	Int	-Yds	-TD	PD	FF	FR	-Yds	SpT	
Sept 10	Oak	L	p	0	0	0	0.0	0.0	0	0	0	0	0	0	0	0	0	0	1
Sept 17	@ Jax	W	p	0	0	0	0.0	0.0	0	0	0	0	0	0	0	0	0	0	2
Sept 24	Sea	W	p	0	0	0	0.0	0.0	0	0	0	0	0	0	0	0	0	0	1
Oct 1	@ Hou																		
Oct 8	@ Mia																		
Oct 16	Ind																		
Oct 22	@ Cle																		
Nov 5	Bal																		

Nov 12	Cin																			
Nov 16	@ Pit																			
Nov 26	@ Ind																			
Dec 3	Hou																			
Dec 10	@ Ari																			
Dec 17	@ SF																			
Dec 24	LAR																			
Dec 31	Jax																			
Totals				2-1	3/0	0	0	0	0.0	0.0	0	0	0	0	0	0	0	0	0	4

BRYNDEN TRAWICK'S NFL STATISTICS

REGULAR SEASON

Year	Team	GP	GS	TACKLES							INTERCEPTIONS					FUMBLES				
				Tot	Solo	Asst	Sk	Yds	QBP	TFL	No	Yds	Lg	TD	PD	FF	FR	Yds	SpT	
2013	Baltimore	8	0	0	0	0	0.0	0.0	NA	NA	0	0	-	0	0	0	0	0	0	8
2014	Baltimore	14	0	3	2	1	0.0	0.0	NA	NA	0	0	-	0	0	0	0	0	0	4
2015	Baltimore	16	1	7	5	2	0.0	0.0	NA	NA	0	0	-	0	1	0	0	0	9	
2016	Oakland	15	0	9	7	2	0.0	0.0	NA	NA	1	0	-	0	1	0	0	0	14	
2017	Tennessee	3	0	0	0	0	0.0	0.0	0	0	0	0	0	0	0	0	0	0	4	
NFL Totals		56	1	19	14	5	0.0	0.0	0	0	1	0	0	0	2	0	0	0	39	

PLAYOFFS

Year	Team	GP	GS	TACKLES							INTERCEPTIONS					FUMBLES			
				Tot	Solo	Asst	Sk	Yds	QBP	TFL	No	Yds	Lg	TD	PD	FF	FR	Yds	SpT
2014	Baltimore	2	0	0	0	0	0.0	0.0	NA	NA	0	0	-	0	0	0	0	0	0
2016	Oakland	1	0	3	2	1	0.0	0.0	NA	NA	0	0	-	0	0	0	0	0	0
NFL Totals		3	0	3	2	1	0.0	0.0	NA	NA	0	0	-	0	0	0	0	0	0

Single-Game Highs

- Tackles - 9 at Denver (1/1/17)
- Interceptions - 1 at Denver (1/1/17)
- Passes Defensed - 1 (Twice, last at Denver 1/1/17)

Playoff Single-Game Highs

- Tackles - 3 at Houston (1/7/17)



93 ERIK WALDEN

OUTSIDE LINEBACKER • 6'2" • 250 LBS • COLLEGE: MIDDLE TENNESSEE STATE
ACQUIRED: FREE AGENT - 2017
NFL EXPERIENCE (NFL/TITANS): 10/1 • HOMETOWN: DUBLIN, GA.
GAMES PLAYED/GAMES STARTED: 132/86 (PLAYOFFS: 12/9)



Super Bowl: 2010

PRO: The Titans signed Erik Walden late in the 2017 offseason to bolster their pass rush and provide experience and production at outside linebacker. The 6-foot-2-inch, 250-pounder arrived in Tennessee coming off an 11-sack campaign with the Indianapolis Colts in 2016. The 10th-year veteran was originally selected by the Dallas Cowboys in the 2008 NFL Draft and has also spent time with the Kansas City Chiefs, Miami Dolphins, and Green Bay Packers. The Middle Tennessee State product has big-game experience having played in 12 career postseason contests, while also winning a Super Bowl title with the Packers in 2010.

CAREER HIGHLIGHTS:

- In 2016, Walden led the Colts and set a career best with 11 sacks, his first career double-digit sack season.
- In 2012, Walden played in 15 games for the Packers and tallied 69 tackles, three sacks and his first two career interceptions.
- In 2011, Walden became a full-time starter for the first time in his career, opening the first 15 games at outside linebacker for the Packers and posting a career-high 86 tackles to go along with three sacks, two passes defended and a fumble recovery that he returned for his first career touchdown.

TITANS TIDBITS:

- Walden, a two-time All-Sun Belt Conference selection at Middle Tennessee State, finished his career as the school's all-time sack leader with 22.5 sacks and set the school's single-season mark with 11.5 sacks as a junior in 2006.
- Walden took advantage of his second career starting assignment late in 2010 campaign, earning NFC Defensive Player of the Week honors for his Week 17 performance against Chicago when he recorded a career-high three sacks and a career-best 16 tackles.

CAREER TRANSACTIONS:

- The Dublin, Ga., native was originally selected by the Dallas Cowboys in the sixth round (167th overall) of the 2008 NFL Draft.
- Waived by the Cowboys on Aug. 30, 2008.
- Claimed off waivers by the Kansas City Chiefs on Aug. 31, 2008.
- Waived by the Chiefs on Nov. 18, 2008.
- Claimed off waivers by the Miami Dolphins on Nov. 19, 2008.
- Waived by the Dolphins on Sept. 4, 2010.
- Signed by the Dolphins as a free agent on Sept. 13, 2010.
- Released by the Dolphins on Sept. 28, 2010.
- Signed by the Green Bay Packers as a free agent on Oct. 27, 2010.
- Signed by the Indianapolis Colts as an unrestricted free agent on March 13, 2013.
- Signed by the Titans as a free agent on July 28, 2017.

SEASON RECAPS:

2017 (3/0 - Tennessee): Has led the team in sacks once in 2017 (vs. SEA).

- Against Oakland (9/10), saw action as a reserve outside linebacker in his Titans debut and posted three tackles and two quarterback pressures.
- At Jacksonville (9/17), played as a reserve at outside linebacker and collected a tackle and fumble recovery. Recovered the fumble following Brian Orakpo's strip-sack of Blake Bortles in the second quarter.
- Against Seattle (9/24), saw action as a reserve outside linebacker and notched four tackles, a sack and two quarterback pressures. Halted a Seahawks' drive by dropping Russell Wilson for a nine-yard sack on third-and-10 in the second quarter.

2016 (16/16 - Indianapolis): Started all 16 games at outside linebacker for the first time in his career and led the team with 11 sacks while adding 46 tackles, nine tackles for loss, 17 quarterback hits and three forced fumbles.

- Against Detroit (9/11), started at outside linebacker and posted three solo tackles, a sack and two quarterback hits. Logged the team's first sack of the season on a Lions third down in the third quarter to force a punt.
- Against San Diego (9/25), totaled four tackles, two sacks and two forced fumbles starting at outside linebacker. Contributed with a sack-forced fumble of Philip Rivers with the Chargers driving in the Colts red zone late in the second quarter. Added his second sack of the game in the fourth quarter, which held the Chargers to a field goal. It was his first multiple-sack game dating back to Nov. 29, 2015. On San Diego's final play of the game, Walden dropped Travis Benjamin and forced a fumble which was recovered by teammate D'Qwell Jackson. The game ended on the turnover. It was the first time in his career that he totaled two forced fumbles in a single game.
- At Jacksonville (10/2), started at outside linebacker and finished with four solo tackles, a sack, a tackle for loss and two quarterback hits.
- At Tennessee (10/23), totaled two tackles, a sack, a tackle for loss and one quarterback hit. Contributed with his fifth sack of the season when he dropped Marcus Mariota for a four-yard loss in the second quarter.
- Against Tennessee (11/20), posted three tackles, a sack, two tackles for loss and one quarterback hit starting at outside linebacker.
- At Minnesota (12/18), finished with three tackles, two sacks and two tackles for loss, starting at outside linebacker in a Week 15 victory. Notched his team-leading ninth and 10th sacks of the season when he dropped Sam Bradford for an eight-yard loss in the third quarter and a four-yard loss in the fourth quarter.
- Against Jacksonville (1/1/17), finished with five tackles, a sack, a forced fumble and a quarterback hit. Sacked Blake Bortles in the second quarter and forced a fumble on the play which was recovered by Zach Kerr. With the sack, finished with a career-high 11 on the season, which is tied for the ninth most in a season in franchise history and the most since Robert Mathis totaled 19.5 in 2013.

2014 (15/14, 3/3 - Indianapolis): Played in 15 games with 14 starts and totaled 57 tackles, six sacks and one forced fumble. Started all three postseason games and compiled 16 tackles, a sack and one pass defended.

- At Denver (9/7), started at outside linebacker and finished with nine tackles and the team's lone sack when he brought down Peyton Manning for a 10-yard loss in the fourth quarter.
- At Jacksonville (9/21), compiled six tackles and a sack starting at outside linebacker in a Week 3 victory. Notched the team's first sack of the game when he brought down Chad Henne for a two-yard loss in the second quarter to force a punt.
- At Houston (10/9), notched seven tackles and a sack starting at outside linebacker in a Week 6 victory. The sack was his third of the season and came in the first quarter, which forced a Texans punt.
- Against Washington (11/30), started at outside linebacker and finished with two tackles, two sacks and one forced fumble. His first sack of the game came with 55 seconds remaining in the third quarter and stalled a Redskins two-minute drive. Contributed with a sack-forced fumble in the third quarter on a Washington fourth down attempt. The ball was recovered by D'Qwell Jackson and returned 35 yards for a touchdown.
- At Cleveland (12/7), totaled three tackles and a sack. Posted his sixth sack of the season by dropping Brian Hoyer for a three-yard loss on Cleveland's opening offensive possession. The sack led to a Browns punt.
- At Denver (1/11), started at outside linebacker in the team's AFC

Divisional Playoff win and compiled five tackles and a sack. Brought down Peyton Manning in the fourth quarter for a two-yard loss, one play prior to the end of the game. Was part of a defense that held the Broncos to 288 net yards.

2013 (15/15, 2/2 - Indianapolis): Started 15 games and registered 58 tackles, three sacks, a fumble recovery, a forced fumble and three passes defended. Was suspended by the NFL for a Week 12 contest at Arizona (11/24).

- Against Seattle (10/6), posted four tackles and one fumble recovery on Robert Mathis' sack-forced fumble. The recovery was the second of his career.
- Against Denver (10/2), produced three tackles, one pass defended and one forced fumble. Assisted in two Broncos turnovers in the fourth quarter when he tipped a Peyton Manning pass, which was intercepted by Pat Angerer. Also forced a fumble on the ensuing Denver possession at the Colts two-yard line.
- At Houston (11/3), finished with six tackles, a pass defended and a sack in the team's comeback victory. Recorded his first quarterback sack as a member of the Colts when he brought down Case Keenum for a 10-yard loss in the second quarter. The sack led to a Houston missed field goal.
- At Tennessee (11/14), compiled four tackles, two tackles for loss and a sack. The sack, which was his second of the season, came in the third quarter and forced a Titans punt.
- Against Houston (12/15), tallied five tackles and a sack in a Week 15 victory. Posted his third sack of the season in the fourth quarter, which led to a Houston punt.
- At New England (1/11), notched seven tackles, a sack and two tackles for loss starting at linebacker during the team's AFC Divisional playoff loss.

2012 (15/9, 2/1 - Green Bay): Appeared in 15 games with nine starts and registered 69 tackles, three sacks, his first two career interceptions and four passes defended. Played in both postseason contests with one start and amassed nine tackles and a sack.

- Against Chicago (9/13), made his season debut in Week 2 and finished with five tackles and a half sack.
- At Indianapolis (10/7), received his first start of the season, finishing with three tackles and a career-high three passes defended.
- At St. Louis (10/21), led the unit with 12 tackles and a half of a sack. The tackle total was the second highest of his career.
- Against Arizona (11/4), tallied four tackles, four quarterback hits and his first career interception.
- At Detroit (11/18), posted nine tackles and two sacks marking his first multi-sack outing since the regular season finale in 2010.
- Against Tennessee (12/23), collected his second interception of the season.
- Against Minnesota (1/5), registered four tackles, a sack, three pressures and three quarterback hits in an NFC Wild Card playoff game.

2011 (16/15, 1/0 - Green Bay): Started the first 15 games and finished fifth on the team with a career-high 86 tackles, three sacks, two passes defended and a fumble recovery that he returned for his first career touchdown. Also added a tackle and a forced fumble on special teams.

- Against New Orleans (9/8), opened the regular season as a starter for the first time in his pro career and collected with six tackles, a sack and a pass defended.
- At San Diego (11/8), finished with five tackles, a team-leading six quarterback hits and a pass defended. Picked up his second sack of the season when he dropped quarterback Philip Rivers for a one-yard loss in the third quarter.
- Against Tampa Bay (11/20), led the defense with a season-high 11 tackles and his third sack of the season.
- At Detroit (11/24), finished as the team's leading tackler for the second consecutive week with 10 stops, while adding three quarterback hits.
- Against Oakland (12/11), finished with five tackles and his first career fumble recovery that he returned five yards for a touchdown. Became the franchise-record 19th player on the Packers roster to score a touchdown in 2011, the fifth on defense.
- Against Detroit (1/1), recorded a forced fumble on his first special teams tackle of the season.

2010 (2/0 - Miami; 9/2, 3/3 Green Bay): Spent training camp with the Dolphins but was waived on Sept. 4. Was re-signed by Miami on Sept. 13 and played in two games for the Dolphins. Played in the final nine regular season games for the Packers with two starts after joining the team as a

free agent on Oct. 27. Posted 31 tackles (19 solo), three sacks and a pass defended, while adding four tackles on special teams. Started the first three postseason contests before being sidelined with an ankle injury for Super Bowl XLV against Pittsburgh. Posted 15 tackles (nine solo), a sack and a forced fumble in the playoffs.

- At New England (12/19), earned his first career start and led the team with nine tackles.
- Against Chicago (1/2), led the team with a career high three sacks and 16 tackles on his way to earning NFC Defensive Player of the Week honors. Became the first NFL player to have his first career sack come as part of a three-sack game since Cleveland linebacker Andra Davis (4.0 sacks, at Kansas City, 11/9/03).
- At Philadelphia (1/9), started and registered a team-high eight tackles, a sack and a forced fumble in an NFC Wild Card Playoff game.
- At Chicago (1/23), got the start and registered three tackles and two quarterback hits before leaving with an ankle injury in the third quarter of the NFC Championship Game.
- Against Pittsburgh (2/6), was inactive in Super Bowl XLV.

2009 (11/0 - Miami): Saw action as a reserve in 11 games and recorded eight special teams tackles. Was inactive for five contests.

- Against Buffalo (10/4), registered a season-high three tackles on special teams.

2008 (9/0 - Kansas City; 6/0, 1/0 - Miami): Originally joined the Dallas Cowboys as a sixth round draft pick in the 2008 NFL Draft but was released in the final roster reduction on Aug. 30. Was claimed off waivers the next day by Kansas City. Played in nine games for the Chiefs and recorded 10 special teams tackles and tied for second on the team at the time he was released on Nov. 18. Was claimed off waivers by Miami the next day. Played in six games for the Dolphins and posted five special teams stops.

- Against Baltimore (1/4), made his NFL playoff debut with the Dolphins in an AFC Wild Card Playoff game.

COLLEGE:

- Was a two-time All-Sun Belt Conference selection at defensive end at Middle Tennessee State who finished his career as the school's all-time sack leader with 22.5 sacks.
- Played in 44 games with 34 starts and posted 152 tackles, including 40 for loss, one interception, five forced fumbles, two fumble recoveries and four passes defended.
- As a senior (2007), voted a First Team All-Sun Belt selection by the league's coaches and media. Played in 10 games with nine starts, missing two contests with an injury, and recorded 46 tackles, including 8.5 tackles for loss, two sacks, an interception, one forced fumble, two passes defended and a safety.
- As a junior (2006), named first team All-Sun Belt, starting 13 games and setting a single-season school record with 11.5 sacks. The sack total ranked No. 10 nationally. Totaled a career-high 48 tackles, including 14.5 for loss, plus three forced fumbles and a recovery.
- As a sophomore (2005), played in 11 games with starts at two different positions (five at defensive end, three at linebacker) and posted 33 tackles, including 8.5 tackles for loss, three sacks, two passes defended and a forced fumble.
- As a freshman (2004), played in 10 games with four starts, leading the team with six sacks and tying for the team lead with 8.5 tackles for loss. Had 25 tackles and one forced fumble.
- Graduated from Middle Tennessee State with a degree in physical education.

PERSONAL:

- Named an Associated Press first-team choice as a senior after leading Dublin (Ga.) High School to a 14-1 record in 2002 and a berth in the state title game.
- Was a Macon Telegraph First Team All-Middle Georgia selection and the Courier-Herald Heart of Georgia Defensive Player of the Year.
- Had 97 tackles and a school-record 19.0 sacks as a senior, plus 11 additional tackles for loss, two fumble recoveries and an interception.
- Also played running back, posting 837 yards of total offense, averaging 6.6 yards per carry and scoring 12 touchdowns (eight rushing, four receiving).
- Lettered in football, basketball and track, and was an all-state selection on the hardwood following both his junior and senior seasons.
- Follow Walden on Twitter at @E_Ninety3.
- Follow Walden on Instagram at @erikwalden_9tre.
- Born Erik Lashawn Walden on Aug. 21, 1985 in Dublin, Ga.

ERIK WALDEN'S GAME-BY-GAME

2008 Kansas City Chiefs/Miami Dolphins

Date	Opp	W/L	P/S	Tot Solo Asst	Sk - Yds	QBP	TFL	Int- Yds -TD	PD	FF	FR - Yds	SpT
Sept 7	@ NE	L	p	0 0 0	0.0 0.0	0	0 0	0 0 0 0 0 0	0	0	0	2
Sept 14	Oak	L	p	0 0 0	0.0 0.0	0	0 0	0 0 0 0 0 0	0	0	0	3
Sept 21	@ Atl	L	p	0 0 0	0.0 0.0	0	0 0	0 0 0 0 0 0	0	0	0	2
Sept 28	Den	W	p	0 0 0	0.0 0.0	0	0 0	0 0 0 0 0 0	0	0	0	1
Oct 5	@ Car	L	p	0 0 0	0.0 0.0	0	0 0	0 0 0 0 0 0	0	0	0	1
Oct 19	Ten	L	p	0 0 0	0.0 0.0	0	0 0	0 0 0 0 0 0	0	0	0	0
Oct 26	@ NYJ	IA										
Nov 2	TB	L	p	0 0 0	0.0 0.0	0	0 0	0 0 0 0 0 0	0	0	0	0
Nov 9	@ SD	L	p	0 0 0	0.0 0.0	0	0 0	0 0 0 0 0 0	0	0	0	0
Nov 16	NO	L	p	0 0 0	0.0 0.0	0	0 0	0 0 0 0 0 0	0	0	0	0
Nov 23	NE	L	p	0 0 0	0.0 0.0	0	0 0	0 0 0 0 0 0	0	0	0	2
Nov 30	@ STL	W	p	0 0 0	0.0 0.0	0	0 0	0 0 0 0 0 0	0	0	0	0
Dec 7	@ Buf	W	p	0 0 0	0.0 0.0	0	0 0	0 0 0 0 0 0	0	0	0	0
Dec 14	SF	W	p	0 0 0	0.0 0.0	0	0 0	0 0 0 0 0 0	0	0	0	0
Dec 21	@ KC	W	p	0 0 0	0.0 0.0	0	0 0	0 0 0 0 0 0	0	0	0	1
Dec 28	@ NYJ	W	p	0 0 0	0.0 0.0	0	0 0	0 0 0 0 0 0	0	0	0	1
Totals	6-9	15/0	0 0 0	0.0 0.0	0 0 0	0 0 0	0 0 0	0 0 0 0 0 0	0 0	0 0	0 0	13
Postseason												
Jan 4	Bal	L	p	0 0 0	0.0 0.0	0	0 0	0 0 0 0 0 0	0	0	0	0
Totals	0-1	1/0	0 0 0	0.0 0.0	0 0 0	0 0 0	0 0 0	0 0 0 0 0 0	0 0	0 0	0 0	0

2009 Miami Dolphins

Date	Opp	W/L	P/S	Tot Solo Asst	Sk - Yds	QBP	TFL	Int- Yds -TD	PD	FF	FR - Yds	SpT
Sept 13	@ Atl	L	p	0 0 0	0.0 0.0	0	0 0	0 0 0 0 0 0	0	0	0	0
Sept 21	Ind	L	p	0 0 0	0.0 0.0	0	0 0	0 0 0 0 0 0	0	0	0	0
Sept 27	@ SD	L	IA									
Oct 4	Buf	W	p	0 0 0	0.0 0.0	0	0 0	0 0 0 0 0 0	0	0	0	3
Oct 12	NYJ	W	p	0 0 0	0.0 0.0	0	0 0	0 0 0 0 0 0	0	0	0	0
Oct 25	NO	L	p	0 0 0	0.0 0.0	0	0 0	0 0 0 0 0 0	0	0	0	1
Nov 1	@ NYJ	W	p	0 0 0	0.0 0.0	0	0 0	0 0 0 0 0 0	0	0	0	0
Nov 8	@ NE	L	p	0 0 0	0.0 0.0	0	0 0	0 0 0 0 0 0	0	0	0	1
Nov 15	TB	W	IA									
Nov 19	@ Car	W	IA									
Nov 29	@ Buf	L	IA									
Dec 6	NE	W	p	0 0 0	0.0 0.0	0	0 0	0 0 0 0 0 0	0	0	0	1
Dec 13	@ Jax	W	IA									
Dec 20	@ Ten	L	p	0 0 0	0.0 0.0	0	0 0	0 0 0 0 0 0	0	0	0	0
Dec 27	Hou	L	p	0 0 0	0.0 0.0	0	0 0	0 0 0 0 0 0	0	0	0	1
Jan 3	Pit	L	p	0 0 0	0.0 0.0	0	0 0	0 0 0 0 0 0	0	0	0	0
Totals	4-7	11/0	0 0 0	0.0 0.0	0 0 0	0 0 0	0 0 0	0 0 0 0 0 0	0 0	0 0	0 0	7

2010 Miami Dolphins/Green Bay Packers

Date	Opp	W/L	P/S	Tot Solo Asst	Sk - Yds	QBP	TFL	Int- Yds -TD	PD	FF	FR - Yds	SpT
Sept 19	Min	L	p	0 0 0	0.0 0.0	0	0 0	0 0 0 0 0 0	0	0	0	0
Sept 26	NYJ	L	p	0 0 0	0.0 0.0	0	0 0	0 0 0 0 0 0	0	0	0	0
Oct 31	@ NYJ	W	p	0 0 0	0.0 0.0	0	0 0	0 0 0 0 0 0	0	0	0	1
Nov 7	Dal	W	p	0 0 0	0.0 0.0	0	0 0	0 0 0 0 0 0	0	0	0	0
Nov 21	@ Min	W	p	2 1 1	0.0 0.0	0	0 0	0 0 0 0 0 0	0	0	0	1
Nov 28	@ Atl	L	p	0 0 0	0.0 0.0	0	0 0	0 0 0 0 0 0	0	0	0	0
Dec 5	SF	W	p	0 0 0	0.0 0.0	0	0 0	0 0 0 0 0 0	0	0	0	1
Dec 12	@ Det	L	p	2 0 2	0.0 0.0	0	0 0	0 0 0 0 0 0	0	0	0	0
Dec 19	@ NE	L	S	9 4 5	0.0 0.0	0	0 0	0 0 0 0 0 0	0	0	0	0
Dec 26	NYG	W	p	2 2 0	0.0 0.0	0	0 0	0 0 0 0 1 0	0	0	0	0
Jan 2	Chi	W	S	16 12 4	3.0 28.0	3	3 0	0 0 0 0 0 0	0	0	0	0
Totals	6-5	11/2	31 19 12	3.0 28.0	3 3 0	0 0 0	1 0 0	0 0 0	0 0	0 0	0 0	3
Postseason												
Jan 9	@ Phi	W	S	8 5 3	1.0 0.0	1	0 0	0 0 0 0 0 0	1	0	0	0
Jan 15	@ Atl	W	S	4 2 2	0.0 0.0	1	0 0	0 0 0 0 0 0	0	0	0	0
Jan 23	@ Chi	W	S	3 2 1	0.0 0.0	0	0 0	0 0 0 0 0 0	0	0	0	0
Feb 6	Pit	IA										
Totals	3-0	3/3	15 9 6	1.0 0.0	2 0 0	0 0 0	0 0 0	0 0 0	0 1	0 0	0 0	0

2011 Green Bay Packers

Date	Opp	W/L	P/S	Tot Solo Asst	Sk - Yds	QBP	TFL	Int- Yds -TD	PD	FF	FR - Yds	SpT
Sept 8	NO	W	S	6 4 2	1.0 13.0	1	1 0	0 0 0 0 1 0	0	0	0	0
Sept 18	@ Car	W	S	5 4 1	0.0 0.0	2	0 0	0 0 0 0 0 0	0	0	0	0
Sept 25	@ Chi	W	S	5 3 2	0.0 0.0	0	1 0	0 0 0 0 0 0	0	0	0	0
Oct 2	Den	W	S	4 1 3	0.0 0.0	0	0 0	0 0 0 0 0 0	0	0	0	0
Oct 9	@ Atl	W	S	5 2 3	0.0 0.0	4	0 0	0 0 0 0 0 0	0	0	0	0
Oct 16	StL	W	S	4 2 2	0.0 0.0	0	0 0	0 0 0 0 0 0	0	0	0	0
Oct 23	@ Min	W	S	6 3 3	0.0 0.0	1	0 0	0 0 0 0 0 0	0	0	0	0
Nov 6	@ SD	W	S	5 3 2	1.0 1.0	2	2 0	0 0 0 1 0 0	0	0	0	0
Nov 14	Min	W	S	3 3 0	0.0 0.0	0	0 0	0 0 0 0 0 0	0	0	0	0
Nov 20	TB	W	S	11 6 5	1.0 3.0	1	1 0	0 0 0 0 0 0	0	0	0	0
Nov 24	@ Det	W	S	10 7 3	0.0 0.0	2	0 0	0 0 0 0 0 0	0	0	0	0
Dec 4	@ NYG	W	S	4 2 2	0.0 0.0	2	1 0	0 0 0 0 0 0	0	0	0	0
Dec 11	Oak	W	S	5 1 4	0.0 0.0	0	0 0	0 0 0 0 0 0	1	5	0	0
Dec 18	@ KC	L	S	6 4 2	0.0 0.0	0	0 0	0 0 0 0 0 0	0	0	0	0
Dec 25	Chi	W	S	6 4 2	0.0 0.0	0	0 0	0 0 0 0 0 0	0	0	0	0
Jan 1	Det	W	p	1 1 0	0.0 0.0	0	0 0	0 0 0 0 0 0	0	0	0	1
Totals	15-1	16/15	86 15 36	3.0 17.0	15 6 0	0 0 0	2 0 1	5 1	0 0	0 0	0 0	1
Postseason												
Jan 15	NYG	L	p	3 3 0	0.0 0.0	0	0 0	0 0 0 0 0 0	0	0	0	0
Totals	0-1	1/0	3 3 0	0.0 0.0	0 0 0	0 0 0	0 0 0	0 0 0	0 0	0 0	0 0	0

2012 Green Bay Packers

Date	Opp	W/L	P/S	Tot Solo Asst	Sk - Yds	QBP	TFL	Int- Yds -TD	PD	FF	FR - Yds	SpT
Sept 13	Chi	W	p	3 2 1	0.5 5	2	0 0	0 0 0 0 0 0	0	0	0	0
Sept 24	@ Sea	L	p	5 2 3	0.0 0.0	1	0 0	0 0 0 0 0 0	0	0	0	0
Sept 30	NO	W	p	2 0 2	0.0 0.0	0	0 0	0 0 0 0 0 0	0	0	0	0
Oct 7	@ Ind	L	S	3 2 1	0.0 0.0	2	0 0	0 0 0 2 0 0	0	0	0	0
Oct 14	@ Hou	W	p	0 0 0	0.0 0.0	0	0 0	0 0 0 0 0 0	0	0	0	0
Oct 21	@ StL	W	S	9 7 2	0.5 0.0	2	1 0	0 0 0 0 0 0	0	0	0	0
Oct 28	Jax	W	S	2 1 1	0.0 0.0	1	0 0	0 0 0 0 0 0	0	0	0	0
Nov 4	Ari	W	S	2 1 1	0.0 0.0	3	1 1	2 0 1 0 0 0	0	0	0	0
Nov 18	@ Det	W	S	6 5 1	2.0 1.0	2	1 0	0 0 0 0 0 0	0	0	0	0
Nov 25	@ NYG	L	S	1 1 0	0.0 0.0	1	0 0	0 0 0 0 0 0	0	0	0	0
Dec 2	Min	W	S	0 0 0	0.0 0.0	0	0 0	0 0 0 0 0 0	0	0	0	0
Dec 9	Det	W	S	6 2 4	0.0 0.0	0	0 0	0 0 0 0 0 0	0	0	0	0
Dec 16	@ Chi	W	S	1 1 0	0.0 0.0	0	0 0	0 0 0 0 0 0	0	0	0	0
Dec 23	Ten	W	p	2 1 1	0.0 0.0	0	0 1	20 0 1 0 0 0	0	0	0	0
Dec 30	@ Min	L	p	4 2 2	0.0 0.0	0	0 0	0 0 0 0 0 0	0	0	0	0
Totals	11-4	15/9	46 27 19	3.0 6.0	14 3 2	22 0 4	0 0 0	0 0	0 0	0 0	0 0	0
Postseason												
Jan 5	Min	W	p	3 2 1	1.0 7.0	2	2 0	0 0 0 0 0 0	0	0	0	0
Jan 12	@ SF	L	S	5 2 3	0.0 0.0	0	1 0	0 0 0 0 0 0	0	0	0	0
Totals	1-1	1/1	8 4 4	1.0 7.0	2 3 0	0 0 0	0 0 0	0 0 0	0 0	0 0	0 0	0

2013 Indianapolis Colts

Date	Opp	W/L	P/S	Tot Solo Asst	Sk - Yds	QBP	TFL	Int- Yds -TD	PD	FF	FR - Yds	SpT
Sept 8	Oak	W	S	3 1 2	0.0 0.0	0	0 0	0 0 0 0 0 0	0	0	0	0
Sept 15	Mia	L	S	2 2 0	0.0 0.0	0	0 0	0 0 0 0 0 0	0	0	0	0
Sept 22	@ SF	W	S	1 0 1	0.0 0.0	0	0 0	0 0 0 0 0 0	0	0	0	0
Sept 29	@ Jax	W	S	2 1 1	0.0 0.0	0	0 0	0 0 0 0 0 0	0	0	0	0
Oct 6	Sea	W	S	4 3 1	0.0 0.0	1	0 0	0 0 0 0 0 0	1	10	0	0
Oct 14	@ SD	L	S	3 3 0	0.0 0.0	0	0 0	0 0 0 0 0 0	0	0	0	0
Oct 20	Den	W	S	3 1 2	0.0 0.0	0	0 0	0 0 0 0 1 0	0	0	0	0
Nov 3	@ Hou	W	S	4 4 0	1.0 10.0	2	2 0	0 0 0 1 0 0	0	0	0	0
Nov 10	StL	L	S	2 0 2	0.0 0.0	0	0 0					

ERIK WALDEN'S GAME-BY-GAME CONT.

2014 Indianapolis Colts

Date	Opp	W/L	P/S	Tot Solo Asst	Sk - Yds	QBP	TFL	Int - Yds	-TD	PD	FF	FR - Yds	SpT				
Sept 7	@ Den	L	S	3	1	2	1.0	10	1	1	0	0	0	0	0	0	
Sept 15	Phi	L	p	3	3	0	0.0	0.0	2	2	0	0	0	0	0	0	
Sept 21	@ Jax	W	S	4	3	1	1.0	2.0	2	1	0	0	0	0	0	0	
Sept 28	Ten	W	S	3	1	2	0.0	0.0	0	0	0	0	0	0	0	0	
Oct 5	Bal	W	S	2	2	0	0.0	0.0	1	0	0	0	0	0	0	0	
Oct 9	@ Hou	W	S	4	3	1	1.0	1.0	3	1	0	0	0	0	0	0	
Oct 19	@ Hou	W	S	4	3	1	1.0	1.0	3	1	0	0	0	0	0	0	
Oct 26	@ Pit	L	S	3	3	0	0.0	0.0	0	0	0	0	0	0	0	0	
Nov 16	NE	L	S	1	0	1	0.0	0.0	3	0	0	0	0	0	0	0	
Nov 23	Jax	W	S	2	2	0	2.0	14.0	3	1	0	0	0	1	0	0	
Nov 30	Was	W	S	2	2	0	2.0	14.0	3	1	0	0	0	1	0	0	
Dec 7	@ Cle	W	S	2	1	1	1.0	3.0	1	1	0	0	0	0	0	0	
Dec 14	Hou	W	S	2	2	0	0.0	0.0	0	0	0	0	0	0	0	0	
Dec 21	@ Dal	L	S	2	1	1	0.0	0.0	0	0	0	0	0	0	0	0	
Dec 21	@ Dal	L	S	2	1	1	0.0	0.0	0	0	0	0	0	0	0	0	
Dec 28	@ Ten	W	S	1	0	1	0.0	0.0	0	0	0	0	0	0	0	0	
Totals			10-5	15/14	37	25	12	6.0	30.0	19	9	0	0	0	1	0	0

Postseason

Jan 4	Cin	W	S	2	2	0	0.0	0.0	2	1	0	0	0	1	0	0	0
Jan 11	@ Den	W	S	2	2	0	1.0	2.0	1	2	0	0	0	0	0	0	0
Jan 18	@ NE	L	S	5	0	5	0.0	0.0	0	0	0	0	0	0	0	0	0
Totals			2-1	3/3	9	4	5	1.0	2.0	3	3	0	0	0	1	0	0

2015 Indianapolis Colts

Date	Opp	W/L	P/S	Tot Solo Asst	Sk - Yds	QBP	TFL	Int - Yds	-TD	PD	FF	FR - Yds	SpT				
Sept 13	@ Buf	L	S	6	3	3	0.0	0.0	0	2	0	0	0	0	0	0	0
Sept 21	NYJ	L	S	2	2	0	0.0	0.0	0	0	0	0	0	0	0	0	0
Sept 27	@ Ten	W	S	2	2	0	0.0	0.0	1	2	0	0	0	0	0	0	0
Oct 4	Jax	W	S	1	0	1	0.0	0.0	2	0	0	0	0	0	0	0	0
Oct 8	@ Hou	W	S	3	3	0	1.0	0.0	3	0	0	0	0	0	0	0	0
Oct 18	NE	L	S	5	3	2	0.0	0.0	0	0	0	0	0	0	0	0	0
Oct 25	NO	L	S	5	3	2	0.0	0.0	0	1	0	0	0	0	0	0	0
Nov 2	@ Car	L	S	2	1	1	0.0	0.0	0	0	0	0	0	0	0	0	0
Nov 8	Den	W	S	1	1	0	0.0	0.0	1	1	0	0	0	0	0	0	0
Nov 22	@ Atl	W	S	4	3	1	0.0	0.0	2	1	0	0	0	1	0	0	0
Nov 29	TB	W	S	4	4	0	2.0	16.0	2	2	0	0	0	0	0	0	0
Dec 6	@ Pit	L	S	0	0	0	0.0	0.0	0	0	0	0	0	0	0	0	0
Dec 20	Hou	L	S	4	3	1	0.0	0.0	1	0	0	0	0	0	0	0	0
Dec 27	@ Mia	W	S	1	0	1	0.0	0.0	0	0	0	0	0	0	0	0	0
Jan 3	Ten	W	S	2	0	2	0.0	0.0	0	0	0	0	0	0	0	0	0
Totals			8-7	15/15	42	28	14	3.0	16.0	12	9	0	0	0	1	0	0

2016 Indianapolis Colts

Date	Opp	W/L	P/S	Tot Solo Asst	Sk - Yds	QBP	TFL	Int - Yds	-TD	PD	FF	FR - Yds	SpT					
Sept 11	Det	L	S	3	2	1	1.0	8.0	2	1	0	0	0	0	0	0	0	
Sept 18	@ Den	L	S	3	3	0	0.0	0.0	0	0	0	0	0	0	0	0	0	
Sept 25	SD	W	S	3	3	0	2.0	11.0	1	1	0	0	0	0	2	0	0	
Oct 2	@ Jax	L	S	3	3	0	1.0	4.0	2	1	0	0	0	0	0	0	0	
Oct 9	Chi	W	S	2	2	0	0.0	0.0	2	0	0	0	0	0	0	0	0	
Oct 16	@ Hou	L	S	2	1	1	0.0	0.0	0	1	0	0	0	0	0	0	0	
Oct 23	@ Ten	W	S	2	1	1	1.0	4.0	1	1	0	0	0	0	0	0	0	
Oct 30	KC	L	S	2	1	1	1.0	10.0	2	1	0	0	0	0	0	0	0	
Nov 6	@ GB	W	S	1	1	0	1.0	0.0	1	0	0	0	0	0	0	0	0	
Nov 20	Ten	W	S	3	2	1	1.0	12.0	1	2	0	0	0	0	0	0	0	
Dec 5	@ NYJ	W	S	1	0	1	0.0	0.0	2	0	0	0	0	0	0	0	0	
Dec 11	Hou	L	S	4	3	1	0.0	0.0	0	0	0	0	0	0	0	0	0	
Dec 18	@ Min	W	S	3	2	1	2.0	12.0	2	2	0	0	0	0	0	0	0	
Dec 24	@ Oak	L	S	2	2	0	0.0	0.0	0	0	0	0	0	0	0	0	0	
Jan 1	Jax	W	S	5	2	3	1.0	3.0	1	0	0	0	0	1	0	0	0	
Totals			8-8	16/16	42	31	11	11.0	64.0	17	10	0	0	0	0	3	0	0

2017 Tennessee Titans

Date	Opp	W/L	P/S	Tot Solo Asst	Sk - Yds	QBP	TFL	Int - Yds	-TD	PD	FF	FR - Yds	SpT						
Sept 10	Oak	L	p	3	2	1	0.0	0.0	2	0	0	0	0	0	0	0	0	0	
Sept 17	@ Jax	W	p	1	1	0	0.0	0.0	0	0	0	0	0	0	0	1	0	0	
Sept 24	Sea	W	p	4	2	2	1.0	9.0	2	0	0	0	0	0	0	0	0	0	
Oct 1	@ Hou																		
Oct 8	@ Mia																		
Oct 16	Ind																		
Oct 22	@ Cle																		
Nov 5	Bal																		
Nov 12	Cin																		
Nov 16	@ Pit																		
Nov 26	@ Ind																		
Dec 3	Hou																		
Dec 10	@ Ari																		
Dec 17	@ SF																		
Dec 24	LAR																		
Dec 31	Jax																		
Totals			2-1	3/0	8	5	3	1.0	9.0	4	0	0	0	0	0	0	1	0	0

ERIK WALDEN'S NFL STATISTICS

REGULAR SEASON				TACKLES							INTERCEPTIONS					FUMBLES			
Year	Team	GP	GS	Tot	Solo	Asst	Sk	Yds	QBP	TFL	No	Yds	Lg	TD	PD	FF	FR	Yds	SpT
2008	KC/Miami	15	0	0	0	0	0.0	0.0	NA	NA	0	0	-	0	0	0	0	0	15
2009	Miami	11	0	0	0	0	0.0	0.0	NA	NA	0	0	-	0	0	0	0	0	8
2010	Miami/GB	11	2	31	19	12	3.0	28.0	NA	NA	0	0	-	0	1	0	0	0	4
2011	Green Bay	16	15	86	50	36	3.0	17.0	NA	NA	0	0	-	0	2	1	1	5t	1
2012	Green Bay	15	9	71	38	33	3.0	6.0	NA	NA	2	22	20	0	4	0	0	0	0
2013	Indianapolis	15	15	58	33	25	3.0	23.0	NA	NA	0	0	-	0	3	1	1	0	0
2014	Indianapolis	15	14	57	40	17	6.0	30.0	NA	NA	0	0	-	0	0	1	0	0	0
2015	Indianapolis	15	15	57	43	14	3.0	16.0	NA	NA	0	0	-	0	0	1	0	0	0
2016	Indianapolis	16	16	46	33	13	11.0	64.0	NA	NA	0	0	-	0	0	3	0	0	0
2017	Tennessee	3	0	8	5	3	1.0	9.0	4	0	0	0	0	0	0	0	1	0	0
NFL Totals		132	86	414	261	153	33.0	193.0	4	0	2	22	20	0	10	7	3	5t	28

PLAYOFFS				TACKLES							INTERCEPTIONS					FUMBLES			
Year	Team	GP	GS	Tot	Solo	Asst	Sk	Yds	QBP	TFL	No	Yds	Lg	TD	PD	FF	FR	Yds	SpT
2008	Miami	1	0	0	0	0	0.0	0.0	NA	NA	0	0	-	0	0	0	0	0	0
2010	Green Bay	3	3	15	9	6	1.0	0.0	NA	NA	0	0	-	0	0	1	0	0	0
2011	Green Bay	1	0	3	3	0	0.0	0.0	NA	NA	0	0	-	0	0	0	0	0	0
2012	Green Bay	2	1	9	5	4	1.0	7.0	NA	NA	0	0	-	0	0	0	0	0	0
2013	Indianapolis	2	2	14	8	6	1.0	5.0	NA	NA	0	0	-	0	1	0	0	0	0
2014	Indianapolis	3	3	16	11	5	1.0	2.0	NA	NA	0	0	-	0	1	0	0	0	0
NFL Totals		12	9	57	36	21	4.0	14.0	NA	NA	0	0	-	0	2	1	0	0	0

Single-Game Highs

Tackles - 16 vs. Chicago (1/2/11)
 Sacks - 3 vs. Chicago (1/2/11)
 Interceptions - 1 (Twice, last vs. Tennessee 12/23/12)
 Forced Fumble - 2 vs. San Diego (9/25/16)
 Fumble Recovery - **1 (Three times, last at Jacksonville 9/17/17)**
 Passes Defensed - 2 at Indianapolis (10/7/12)

Playoff Single-Game Highs

Tackles - at Philadelphia (1/9/11)
 Sacks - 1 (Four times, last at Denver 1/11/15)

Additional Statistics

Touchdowns - 1 - 5-yard fumble return vs. Oakland (12/11/11)
 Special Teams Forced Fumble - 1 vs. Detroit (1/1/12)



82 DELANIE WALKER

TIGHT END • 6'2" • 248 LBS • COLLEGE: CENTRAL MISSOURI
ACQUIRED: UNRESTRICTED FREE AGENT (SF) - 2013
NFL EXPERIENCE (NFL/TITANS): 12/5 • HOMETOWN: POMONA, CALIF.
GAMES PLAYED/GAMES STARTED: 162/86 (PLAYOFFS: 4/2)



Captain: 2015, 2016, 2017



Pro Bowl: 2015, 2016

PRO: The Titans targeted Delanie Walker early in the 2013 free agency period to bring physicality, versatility and leadership to the offense. He has delivered that and more, becoming one of the NFL's top play-making tight ends. The tight end brings a unique element to the offense and poses match-up problems for defenses with his ability to line up in the backfield, on the line, in the slot and as a wideout. The 6-foot-2-inch, 248-pounder spent the first seven years of his career with the San Francisco 49ers after being selected in the sixth round of the 2006 NFL Draft. His first four seasons in Tennessee arguably resulted in the best four-year stretch in franchise history by a player at his position. During that time period, his 282 receptions and 3,349 receiving yards (to go with 23 touchdowns) set a franchise high for a tight end in any consecutive four-year period, and his reception and yardage totals ranked fourth in the NFL in that timespan. In 2015, he set the single-season franchise records among tight ends with 94 receptions and 1,088 receiving yards, leading to his first career Pro Bowl invitation.

CAREER HIGHLIGHTS:

- In 2016, Walker was named to his second consecutive Pro Bowl after tying for the team lead with 65 receptions and finishing second on the squad with 800 receiving yards and a career-high seven receiving touchdowns.
- In 2015, Walker was named to his first Pro Bowl. He set new team records among tight ends with 94 receptions and 1,088 receiving yards, and he caught six touchdown passes for the second time in three years (2013). He broke his own receiving yardage record (890 in 2014) and Frank Wycheck's reception record (70 in 1998 and 2000) for franchise tight ends.
- On the team's all-time single-season receptions list, regardless of position, Walker tied wide receiver Kendall Wright (94 receptions in 2013) for the fifth-highest total in 2015. Walker's 94 receptions tied Jason Witten (94 catches in 2009 and 2010) for the 10th-highest total in NFL history by a tight end.
- In 2014, Walker's team-leading 890 receiving yards set a career high and marked the highest total in franchise history by a tight end, eclipsing Frank Wycheck's 768 receiving yards in 1998. Walker's 63 receptions in 2014 also led the team, set a career high, and tied for fourth in team annals.
- In 2013, Walker's first season in Tennessee, he totaled 60 receptions for 571 yards and six touchdowns, setting career highs in all three categories. Also, he became the only tight end in franchise history other than Titans Ring of Honor member Frank Wycheck (1997-2001) to reach 60 receptions in a single season. Walker's six touchdown receptions tied for fourth place in franchise history among tight ends and were the most since Wycheck's six in 1996.
- In 2012, Walker played an integral role in the 49ers' second consecutive playoff season, as he teamed with Vernon Davis to form one of the NFL's top tight-end duos. He saw action in all 16 regular-season games with four starts and set a career high with 344 yards and three touchdowns (matched career high) on 21 receptions. His average of 16.4 yards per catch was the highest among all NFL tight ends with 20 or more catches.
- During the 2012 playoffs, Walker appeared in all three games and started in Super Bowl XLVII. In the Super Bowl, he recorded three receptions for 48 yards.
- In 2010, he played in 14 games with eight starts and tallied a then-career-best 29 receptions for 331 yards.

TITANS TIDBITS:

- Walker was named the Tennessee Titans Community Man of the Year in

2013 and 2015, due in large part to his tireless work with Mothers Against Drunk Driving. He teamed with MADD to help raise awareness of the dangers of drinking and driving after losing his aunt and uncle in a horrific accident near New Orleans after Super Bowl XLVII. The morning after San Francisco's loss to Baltimore at the Superdome, an alleged drunk driver killed Alice and Bryan Young only hours after Walker hugged Alice and Bryan at the team's postgame party. In addition to his work with MADD, Walker is an ambassador with the Tennessee Governor's Highway Safety Office's "Booze It and Lose It" campaign.

- In April 2017, Walker took part in an eight-day overseas trip to the Middle East to visit U.S. servicemen and women as part of a United Service Organization tour. The group was on their USO tour, and visiting an Army base in Kuwait, when Syrian president Bashar al-Assad launched a chemical attack against civilians in his country on April 4. The NFL players traveled to another region in the Middle East the following day, unsure if their scheduled visit with Marines and Air Force airmen would be allowed to proceed. The group was eventually cleared for the visit, but before they could leave one base, military police boarded their bus and forced the players to delete any pictures and videos taken at the base from their cameras and cell phones.
- During the 2016 offseason, Walker spearheaded a benefit dinner and auction for his foundation called "Carving It Up with Delanie Walker." He also launched "Delanie Walker's Imagination Station" at Fall-Hamilton Elementary School in collaboration with Scholastic Book Fairs to provide a new fully-furnished reading room for students.
- Walker was one of five finalists for the NFL's 2015 Byron "Whizzer" White Award, which recognizes community service.
- During the 2015 and 2016 offseasons, the Delanie Walker Gives Back Foundation (delaniewalker.org) hosted a Celebrity Go-Karting Challenge, raising more than \$75,000 to benefit the foundation. Walker launched the non-profit to provide inner-city and low-income children with the educational opportunities and resources to reach their full potential and beat the odds. Proceeds from the go-karting event will help fund community outreach programs such as Back to School COOL, Delanie's Imagination Stations, and College Bound. Walker's offseason also includes hosting a youth football camp.
- Over the years, Walker has owned quite a selection of cars, ranging from classics to newer models. His collection has included a 1964 Chevy Impala, 1972 Buick Skylark, 1989 Camaro IROC-Z28, 2008 Mercedes-Benz CL63 AMG and 2010 F250 truck. Walker's passion for cars can be traced back to his childhood, where he would spend countless hours refurbishing old autos with the help of his friend's father, who was a mechanic. "Growing up we didn't have much money, so we would buy cars from the junkyard and fix them up. We'd spend all day taking off parts and replacing them, just like new. The most important lesson I learned was 'the way you take it off is the way you put it back on.'" Walker admits that cars these days have become more advanced and that he is only comfortable working on models that are pre-1990. After his playing days are over, he envisions owning a car restoration shop.
- Having grown up in a tough neighborhood, Walker knows first-hand how difficult it is to overcome obstacles in order to achieve one's goals. During his time in San Francisco, he visited delinquent youths across the Bay Area, making it a point to share his story and give positive reinforcement to those who can relate to him. "It's very important that people know about what I've been through. You can grow up in the worst neighborhood and still make it to the NFL. That's why I want kids, especially in the Bay Area, to understand that you can overcome those situations, because I did."

- For a 248-pound tight end, Walker makes a lot of tacklers miss. His speed on the field can be linked to his success on the track as a high school senior. Despite lettering only one year, he won the Division III 100m (10.6) and long jump (21-5) titles, while also serving as a member of the winning 4x100m relay team at the 2002 Miramonte League Meet. Delanie's younger brother, Anthony, competed in the 400m and 4x400m at the collegiate level, and has his hopes set on making the Olympic team one day.
- On Feb. 14, 2015, Walker was inducted into the Central Missouri Athletic Hall of Fame.

CAREER TRANSACTIONS:

- The Pomona, Calif., native was selected by the 49ers in the sixth round (175th overall) of the 2006 NFL Draft.
- Signed by the Titans as an unrestricted free agent on March 14, 2013.

SEASON RECAPS:

2017 (3/2 - Tennessee): Leads the team with 15 receptions and ranks second on the squad with 168 receiving yards. Has led the team in receptions twice in 2017 (vs. OAK, at JAX). Has led the team in receiving yards twice in 2017 (vs. OAK, at JAX). Registered his first career rushing touchdown at Jacksonville (9/17/17).

- Against Oakland (9/10), started at tight end and led the team with seven receptions and 76 receiving yards. Both totals were the best of Walker's career in a Week 1 performance. Delivered a punishing block during Marcus Mariota's 10-yard touchdown run off left end with 6:58 remaining in the first quarter. Extended the Titans' second scoring drive with a 10-yard grab on third-and-six in the second stanza.

- At Jacksonville (9/17), played as a reserve at tight end and led the team with four receptions and 61 receiving yards. Scored his first career rushing touchdown on his lone carry. Kept the Titans' opening scoring drive alive with an eight-yard grab on third-and-six in the first quarter. Extended the Titans' third scoring drive with a 19-yard catch on third-and-11 in the third stanza. Increased the Titans lead to 23-3 with a one-yard touchdown run on a jet sweep with 2:49 left to play in the third quarter.

- Against Seattle (9/24), started at tight end and snagged four receptions for 31 yards. Kept the Titans' second scoring drive alive with a seven-yard grab on third-and-three in the second quarter. Recovered the Seahawks' onside kick late in the fourth quarter.

2016 (15/9 - Tennessee): Named to the Pro Bowl. Played in 15 games with nine starts at tight end. Tied for the team lead with 65 receptions and finished second on the squad with 800 receiving yards. Ranked second on the club with a career-high seven receiving touchdowns. Was inactive in one game. Has four career 100-yard receiving performances, including one in 2016 (vs. GB). Led the team in receiving yards five times in 2016 (at DET, at MIA, vs. IND, vs. GB, vs. DEN). Led or tied for the team lead in receptions six times in 2016 (at MIA, vs. IND, vs. JAX, vs. GB, vs. DEN, at KC).

- At Detroit (9/18), saw significant action as a reserve at tight end and led the team with 83 receiving yards on six catches including a touchdown. Hauled in a 32-yard catch over the middle in the first quarter. Cut the Lions' lead to 15-10 with a 30-yard touchdown grab on the first play of the fourth quarter. With the touchdown reception, his 17th as a member of the Titans, he tied Dave Casper for fourth place on the franchise's touchdown receptions list among tight ends.

- At Houston (10/2), started at tight end and grabbed two receptions for 34 yards. Set up the Titans' first field goal with his 350th career reception, a 24-yard catch to the Texans' 35-yard line in the first quarter.

- At Miami (10/9), played as a reserve at tight end and tied for the team lead with five catches for a team-best 66 receiving yards with a touchdown. Kickstarted the Titans' first touchdown drive with a 29-yard reception over the middle in the first quarter. Gave the Titans a 21-14 halftime lead with a 20-yard touchdown reception with 47 seconds remaining in the first half. It marked his 18th touchdown in a Titans uniform, which moved him past Dave Casper (17) for fourth in franchise history among tight ends.

- Against Indianapolis (10/23), started at tight end in his 150th career regular season game and led the team with seven receptions and 84 receiving yards with a touchdown. Extended the Titans' opening touchdown drive with a 14-yard grab on third-and-three in the first quarter. Set up the Titans' second touchdown by drawing a 27-yard pass interference penalty at the Colts' two-yard line late in the second quarter. Evened the score at 20-20 with a seven-yard touchdown catch on third-and-seven with 12:39 left to play in the fourth quarter. Converted a third-and-six with a leaping 26-yard reception during the Titans' final scoring drive in the fourth quarter.

- Against Jacksonville (10/27), started at tight end and tied for the team lead with four receptions for 75 yards.

- At San Diego (11/6), started at tight end and snared five receptions for 42 yards with a touchdown. Kickstarted the Titans' first touchdown drive with a 20-yard catch down the left sideline in the second quarter. Cut the Chargers' lead to 33-28 with an eight-yard touchdown grab with 9:51 left to play in the fourth quarter.

- Against Green Bay (11/13), played as a reserve at tight end and led the team with nine receptions for 124 yards with a touchdown. Set up the Titans' second touchdown with a 41-yard catch-and-run down the right sideline in the first quarter. Gave the Titans a 14-0 lead by hauling in a 10-yard touchdown pass from DeMarco Murray on a halfback pass with 6:58 remaining in the first quarter. Converted a pair of third downs during the Titans' third touchdown drive: a 14-yard reception on third-and-seven and a 19-yard catch on third-and-three.

- At Chicago (11/27), saw significant action as a reserve at tight end and snagged three receptions for 50 yards with a touchdown. Set up the Titans' opening touchdown with a 38-yard grab over the middle late in the opening stanza. Kept the Titans' initial touchdown drive alive with an eight-yard reception on third-and-six in the first quarter. Gave the Titans a 14-7 lead with a four-yard touchdown grab on third-and-goal in the second quarter.

- At Kansas City (12/18), played as a reserve at tight end and led the team with six receptions for 55 yards. Converted a pair of third downs during the Titans' final touchdown drive: a 16-yard catch on third-and-five and a 14-yard reception on third-and-10 in the fourth quarter. Set up the Titans' game-winning field goal by hauling in a 15-yard reception on third-and-four late in the fourth quarter.

- At Jacksonville (12/24), started at tight end and hauled in three receptions for 23 yards with a touchdown. Set a new career high with his seventh touchdown reception on a 14-yard toss from Matt Cassel on third-and-eight with 8:42 left to play in the final quarter.

2015 (15/10 - Tennessee): Named to the Pro Bowl. Played in 15 games with 10 starts at tight end. Led the team, all NFL tight ends and ranked ninth in the NFL with a career-high 94 receptions. Led the team and ranked tied for 11th in the AFC with a career-best 1,088 receiving yards. Led the team and tied a career-high with six receiving touchdowns. Set the franchise record for tight ends with 94 catches and 1,088 receiving yards. Became the ninth tight end in NFL history to reach 90 receptions in a season, and those nine players have produced 17 total 90-catch seasons. Was inactive for one contest. His receiving yardage total of 1,978 yards from 2014-15 is the highest two-year total in franchise history by a tight end. Posted one of his three career 100-yard receiving performances (at JAX). Led or tied for the team lead in receptions 12 times in 2015 (vs. IND, vs. BUF, vs. MIA, vs. ATL, at HOU, at NO, at JAX, vs. OAK, vs. JAX, at NYJ, vs. HOU, at IND). Led the team in receiving yards nine times (vs. MIA, vs. ATL, at HOU, at NO, vs. CAR, at JAX, vs. OAK, at NYJ, at IND). Collected a career-high two receiving touchdowns at New Orleans (11/8/15) and at New England (12/20/15).

- At Tampa Bay (9/13), started at tight end and caught three passes for 43 yards with a touchdown before leaving the game in the third quarter with an injury. Extended the Titans' opening touchdown drive with a 22-yard grab on third-and-10 in the first quarter. Gave the Titans a 35-7 advantage with a one-yard touchdown catch on third-and-one with 48 seconds remaining in the first half.

- Against Indianapolis (9/27), started at tight end and tied for the team lead with seven receptions for 68 yards. In the second quarter, his first reception of the game (six yards) gave him his 250th career NFL reception. Extended the Titans' first touchdown drive with a 19-yard reception on third-and-13 in the second stanza. Walker passed the 3,000-yard receiving mark for his career with the catch. Kept the Titans' final touchdown drive alive with a 13-yard catch on third-and-10 in the fourth quarter.

- Against Miami (10/18), led the team with eight receptions and 97 receiving yards.

- Against Atlanta (10/25), started at tight end and led the team with seven catches and 55 receiving yards. With an eight-yard reception in the third quarter, became the fifth tight end in franchise history to reach 150 catches with the club.

- At Houston (11/1), played as a reserve at tight end and led the team with six receptions and 62 receiving yards. Extended the Titans' opening scoring drive with a six-yard reception on third-and-one in the first quarter.

- At New Orleans (11/8), played as a reserve at tight end and led the team with seven receptions, 95 receiving yards and two touchdowns. Cut the Saints' lead to 14-10 by hauling in a deflected pass from Marcus Mariota and racing 61 yards for a touchdown with a minute left to play in the

opening stanza. Got open in the back of the end zone and hauled in a two-yard touchdown pass with 8:08 remaining in the second quarter. Snared a two-point conversion to even the score at 28-28 with 7:06 left to play in the fourth quarter.

- Against Carolina (11/15), started at tight end and led the team with 52 receiving yards on three receptions. Extended the Titans' first touchdown drive with a 21-yard catch on third-and-12 in the first quarter.
- At Jacksonville (11/19), started at tight end and led the team with eight receptions and 109 receiving yards.
- Against Oakland (11/29), started at tight end and led the team with six receptions and 91 receiving yards. Kickstarted the Titans' first touchdown drive with a 36-yard grab in the first quarter, which also was the 300th reception of his 10-year career.
- Against Jacksonville (12/6), led the team with eight catches for 92 yards with a touchdown. Extended the Titans' second touchdown drive with a 29-yard reception on third-and-seven in the second quarter. Increased the Titans' lead to 14-6 with a seven-yard touchdown catch on third-and-seven in the second stanza.
- At N.Y. Jets (12/13), started at tight end and led the team with seven receptions and 71 receiving yards. In the fourth quarter, recorded his fourth reception of the game and on the catch—his 71st of the season—he broke Frank Wycheck's franchise record for the most receptions in a season by a tight end.
- At New England (12/20), started at tight end and caught two passes for 64 yards with two touchdowns. Hauled in a seven-yard touchdown pass from Zach Mettenberger with 10:05 left to play in the third quarter. Collected his second touchdown of the afternoon with a 57-yard catch-and-run rumble down the right sideline with 6:52 left to play in the fourth quarter. On a 57-yard touchdown reception, broke his own franchise record for the most receiving yards in a season by a tight end.
- Against Houston (12/27), played as a reserve at tight end and led the team with nine catches for 59 yards. In the first quarter, caught his 200th reception as a member of the Titans.
- At Indianapolis (1/3), started at tight end and led the team with nine catches and 94 receiving yards. Rushed once for 36 yards. With a 13-yard catch in the first quarter, became the first tight end in franchise history to reach 1,000 receiving yards in a season. Extended the Titans' second touchdown drive with a 17-yard catch on third-and-seven in the second quarter. On the next play, took a handoff on a reverse and scampered for 36 yards down the right sideline in the second stanza. Extended the Titans' scoring drive in the third quarter with an 11-yard reception on third-and-one. Kept the Titans' fourth-quarter touchdown drive alive with a nine-yard catch on third-and-four.

2014 (15/14 - Tennessee): Played in 15 games with 14 starts at tight end and led the team with a career-high 63 receptions. Led the team and ranked second among AFC tight ends with a career-best 890 receiving yards, which is a franchise single-season record for tight ends. Ranked second on the team with four receiving touchdowns. Was inactive for one contest. Led or tied for the team lead in receptions five times in 2014 (vs. DAL, at IND, vs. HOU, at PHI, vs. IND). Led the team in receiving yards five times in 2014 (vs. DAL, at CIN, at IND, at PHI, vs. IND). Tied a career-high with 10 receptions against Dallas (9/14/14). Set a career-best with 155 receiving yards at Philadelphia (11/23/14). Posted two 100-yard receiving performances (vs. DAL, at PHI). With a 12-yard catch in the second quarter at Cincinnati (9/21/14), reached 200 career receptions.

- At Kansas City (9/7), hauled in three receptions for 37 yards with a touchdown. Gave the Titans a 7-3 lead with a leaping five-yard touchdown grab in the back of the end zone with 3:31 left to play in the second quarter.
- Against Dallas (9/14), led the team with a then-career-best 142 receiving yards, while tying a career-high with a team-high 10 receptions and a touchdown. In addition to setting a then-career high, Walker's 142 receiving yards qualified as the third-highest total in franchise history by a tight end. Cut the Cowboys' lead to 16-10 with a career-long 61-yard touchdown catch-and-run on third-and-three with 7:45 remaining in the third quarter.
- At Cincinnati (9/21), led the team with 54 receiving yards on four catches. With a 12-yard catch in the second quarter, reached 200 career receptions.
- At Indianapolis (9/28), tied for the team lead with five receptions for a team-best 84 receiving yards and a touchdown. Kickstarted the Titans' first scoring drive with a 31-yard reception in the second quarter. Cut the Colts lead to 20-10 with an acrobatic seven-yard touchdown reception in the back of the end zone with 17 seconds left to play in the first half.
- Against Jacksonville (10/12), snared three receptions for 57 yards. Extended the Titans' first scoring drive with an 18-yard grab on third-and-

one in the first stanza. Kickstarted the Titans' touchdown drive with a 37-yard grab in the second quarter.

- Against Houston (10/26), tied for the team lead with four receptions for 37 yards with a touchdown. Got the Titans in the end zone with a six-yard touchdown catch with 2:12 left to play in the third quarter.
- At Baltimore (11/9), hauled in three receptions for 37 yards before leaving the game in the second quarter with an injury. Converted two third downs with a 15-yard reception on third-and-nine and a 17-yard grab on third-and-seven during the opening drive of the game.
- Against Pittsburgh (11/17), was inactive.
- At Philadelphia (11/23), led the team with five receptions for a career-high 155 receiving yards which is the second-highest receiving yardage total by a tight end in franchise history. Set up the Titans second touchdown with a 68-yard catch-and-run reception in the second stanza. Extended the Titans' third scoring drive with a 21-yard reception on third-and-two in the second quarter. Kickstarted the Titans' final touchdown drive with a 27-yard catch down to the Eagles' 10-yard line in the final quarter.
- Against N.Y. Jets (12/14), collected four receptions for 93 yards and in the process set a new single-season franchise record for receiving yards by a tight end.
- Against Indianapolis (12/28), started at tight end and led the team with seven receptions and 43 receiving yards.

2013 (15/11 - Tennessee): Played in 15 games with 11 starts in his first season with the Titans and led the team with a career-high six receiving touchdowns. Ranked second on the team with a career-high 60 receptions and third on the squad with 571 receiving yards. Became just the second franchise tight end (Frank Wycheck) to amass 60 receptions in a season. Led the team in receptions once in 2013 (vs. IND). Led the team in receiving yards once in 2013 (vs. IND). Set career-highs with 10 receptions and 91 receiving yards against Indianapolis (11/14/13). Went over the 2,000-yard career receiving mark at Jacksonville (12/22/13).

- At Pittsburgh (9/8), made his Titans debut and caught three passes for 40 yards. Extended the Titans' second scoring drive with a 25-yard reception on third-and-15 in the third quarter. Drew a 24-yard pass interference penalty deep in Steelers' territory in the fourth quarter.
- At Houston (9/15), gave the Titans a 17-16 lead with a 10-yard touchdown pass from Jake Locker with 6:37 left to play in the fourth quarter.
- Against San Diego (9/22), made his first start in a Titans uniform and caught five passes for 49 yards. Helped block for Titans' rushers to gain 170 yards on the ground. Kickstarted the Titans' initial touchdown drive with a 17-yard grab in the second quarter.
- Against N.Y. Jets (9/29), got the Titans on the scoreboard with a one-yard touchdown reception on third-and-goal with 11:57 left to play in the first quarter.
- Against San Francisco (10/20), caught three passes for 52 yards with a touchdown. Snared a 26-yard touchdown pass with 3:17 left to play in the fourth quarter.
- Against Jacksonville (11/10), snared four receptions for 62 yards with a touchdown. Extended the Titans' final touchdown drive with a 33-yard grab on third-and-10 late in the fourth quarter. Got open in the end zone for a 14-yard touchdown with 40 seconds remaining in the game.
- Against Indianapolis (11/14), led the team with career-highs in receptions (10) and receiving yards (91), while adding a touchdown catch. Extended the Titans' initial touchdown drive with a 12-yard grab on third-and-one in the opening stanza. Kept the Titans' second touchdown drive alive with a 14-yard catch on third-and-seven in the first quarter. Converted a third-and-nine with an 18-yard reception during the Titans' scoring drive early in the final stanza. Got open and hauled in a 19-yard touchdown pass with 1:54 left to play in the game.
- At Indianapolis (12/1), snared one reception for five yards before leaving the game in the first quarter with an injury.
- Against Arizona (12/15), snared eight catches for 53 yards with a touchdown. Helped set up the Titans' first touchdown with a 22-yard reception to the Cardinals' 33-yard line in the first quarter. Made the score 17-13 with a one-yard touchdown catch on a play-action fake with 6:16 left to play in the third quarter.

2012 (16/4, 3/1 - San Francisco): Appeared in all 16 games with four starts and compiled 21 receptions. Set a single-season career-high with 344 receiving yards and tied a career best with three receiving touchdowns. Appeared in all three postseason contests with a start and posted five receptions for 85 yards. Tallied four special teams tackles in the postseason, tying for the team lead (Michael Wilhoite).

- Against Seattle (10/18), hauled in his first touchdown of the season and the sixth of his career on an 11-yard pass from Alex Smith.
- At New England (12/16), recorded two receptions for 34 yards and a touchdown from Colin Kaepernick. Walker also recovered the Patriots onside kick attempt late in the fourth quarter to seal the victory.
- At Seattle (12/23), caught an 18-yard touchdown pass from Colin Kaepernick in the fourth quarter, giving him three receiving touchdowns in 2012, tying a career high (3 - 2011). He finished the game with four receptions for 54 yards.
- Against Baltimore (2/3), led the team with three special teams tackles in Super Bowl XLVII.

2011 (15/7, 1/1 - San Francisco): Appeared in 15 games with seven starts and caught 19 passes for 198 yards with three touchdowns. Started the playoff contest and caught two passes for 36 yards, including a long reception of 29 yards.

- Against Seattle (9/11), led team with three special teams tackles.
- Against Dallas (9/18), hauled in a 29-yard touchdown pass to record his third career score and first since at Carolina (12/2/07).
- Against Tampa Bay (10/9), recorded his second touchdown of the season with a 26-yard touchdown catch on the 49ers opening drive, marking the first time in his career that he had multiple touchdowns in a season.
- At Detroit (10/16), caught a game-winning six-yard touchdown pass on fourth down with 1:51 left from Alex Smith for the 25-19 victory over the previously unbeaten Lions.
- Against N.Y. Giants (11/13), recovered the onside kick by David Akers in the second quarter. Tied his career high with six receptions for 69 yards.

2010 (14/8 - San Francisco): Saw action in 14 games with eight starts and tallied a career-best 29 receptions for 331 yards.

- Against Denver (10/31), registered a career-high 85 receiving yards on five receptions, including a 38-yard catch to the one-yard line to set up the 49ers first touchdown.
- Against St. Louis (11/14), hauled in four receptions for 80 yards, marking the first time he posted 80 receiving yards in back-to-back games.

2009 (16/8 - San Francisco): Played in all 16 games with eight starts and caught 21 passes for 233 yards. Carried the ball three times for 34 yards. Ranked tied for third on the team with a career-high 20 special teams tackles.

- Against Jacksonville (11/29), registered a season-high four receptions for 52 yards, including two catches for more than 20 yards.

2008 (15/2 - San Francisco): Played in 15 games with two starts and hauled in 10 catches for 155 yards and a touchdown.

- Against New England (10/5), started his first game of season and caught one pass for eight yards.
- Against Philadelphia (10/12), filled in at fullback when Zak Keasey (bicep) left the game in the second quarter.
- Against Seattle (10/26), hauled in a career-long 53-yard catch from J.T. O'Sullivan in the first quarter to set up the 49ers first score of game. Left the game in second quarter with an elbow injury and did not return.
- At Dallas (11/23), returned five kickoffs for 112 yards after kick returner Allen Rossum left game with an ankle injury.

2007 (16/10 - San Francisco): Saw action 16 games with 10 starts and posted 21 receptions for 174 yards and one touchdown. Also recovered two onside kicks on special teams.

- At Pittsburgh (9/23), made first start of season and caught three passes for 19 yards, while returning three kickoffs for 63 yds.
- At Carolina (12/2), recorded his first career touchdown on a 21-yard pass from Trent Dilfer.
- Against Minnesota (12/9), established then career-highs with six catches for 66 yards.

2006 (7/1 - San Francisco): Appeared in seven games as a rookie and registered two catches for 30 yards. Returned one kickoff for 25 yards. Injured shoulder early in training camp and missed first month of season.

- Against Oakland (10/8), played first career game and recorded his first NFL touch when he returned a kickoff 25 yds.
- At New Orleans (12/3), made first career start in a two-tight end set and saw extended playing time due to a knee injury suffered by Eric Johnson.

COLLEGE:

- Attended Central Missouri State, where he played 20 games and finished his college career tied with Anthony Simpson (1994-95) for eighth on school's career-record list with 113 receptions.
- Upon leaving UCM, his 1,347 receiving yards ranked 11th in school history, while his 965 yards on kickoff returns ranked seventh and 2,578 all-purpose yards ranked ninth.
- His two kickoff returns for touchdowns in 2004 tied a school season-record first set by Walter Rhome in 1971, and his three kickoff returns for scores tied CMSU's all-time record also held by Rhome (1969-72).
- Spent his first two seasons (2002-03) at Mt. San Antonio (Calif.) Community College and appeared in 19 games.
- Caught 199 total passes for 2,659 yds. and 23 touchdowns in 39 contests during his collegiate career.
- Majored in video production, with a minor in criminal justice at Central Missouri.

PERSONAL:

- Has a son, Delanie Jr., and a daughter, Erra Paris.
- Attended Pomona (Calif.) High School, where he was a first-team All-Region selection by *The Los Angeles Times*, adding all-division and All-San Gabriel Valley honors as a senior.
- Twice chosen Miramonte League Offensive Player of the Year and was selected as the 2001 Pomona Red Devil of the Year.
- Follow Walker on Twitter and Instagram at @delaniewalker82.
- Born Delanie Walker on Aug. 12, 1984 in Pomona, Calif.

DELANIE WALKER'S GAME-BY-GAME

2006 San Francisco 49ers

Date	Opp.	W/L	P/S	RECEIVING				
				No	Yds	Avg	Lg	TD
Sept 10	@ Ari	L	IA					
Sept 17	StL	W	IA					
Sept 24	Phi	L	IA					
Oct 1	@ KC	L	DNP					
Oct 8	Oak	W	p	0	0	0.0	0	0
Oct 15	SD	L	p	0	0	0.0	0	0
Oct 29	@ Chi	L	p	0	0	0.0	0	0
Nov 5	Min	W	p	0	0	0.0	0	0
Nov 12	@ Det	W	p	0	0	0.0	0	0
Nov 19	Sea	W	IA					
Nov 26	@ StL	L	IA					
Dec 3	@ NO	L	S	0	0	0.0	0	0
Dec 10	GB	L	p	2	30	15.0	29	0
Dec 14	@ Sea	W	DNP					
Dec 24	Ari	L	IA					
Dec 31	@ Den	W	IA					
Totals		7-9	7/1	2	30	15.0	29	0

2007 San Francisco 49ers

Date	Opp.	W/L	P/S	RECEIVING				
				No	Yds	Avg	Lg	TD
Sept 10	Ari	W	p	0	0	0.0	0	0
Sept 16	@ StL	W	p	0	0	0.0	0	0
Sept 23	@ Pit	L	S	3	19	6.3	13	0
Sept 30	Sea	L	S	1	7	7.0	7	0
Oct 7	Bal	L	S	0	0	0.0	0	0
Oct 21	@ NYG	L	S	1	4	4.0	4	0
Oct 28	NO	L	S	1	0	0.0	0	0
Nov 4	@ Atl	L	p	0	0	0.0	0	0
Nov 12	@ Sea	L	p	1	2	2.0	2	0
Nov 18	StL	L	S	0	0	0.0	0	0
Nov 25	@ Ari	W	S	1	5	5.0	5	0
Dec 2	@ Car	L	p	1	21	21.0	21	1
Dec 9	Min	L	S	6	66	10.8	26	0
Dec 15	Cin	W	S	2	13	6.5	7	0
Dec 23	TB	W	p	2	23	11.5	14	0
Dec 30	@ Cle	L	S	2	14	7.0	10	0
Totals		5-11	16/10	21	174	8.3	26	1

2008 San Francisco 49ers

Date	Opp.	W/L	P/S	RECEIVING				
				No	Yds	Avg	Lg	TD
Sept 7	Ari	W	p	0	0	0.0	0	0
Sept 14	@ Sea	W	p	3	44	14.7	24t	1
Sept 21	Det	L	p	1	21	21.0	21	0
Sept 28	@ NO	L	p	1	8	8.0	8	0
Oct 5	NE	L	S	0	0	0.0	0	0
Oct 12	Phi	L	S	0	0	0.0	0	0
Oct 19	@ NYG	L	p	2	53	26.5	53	0
Oct 26	Sea	L	p	1	4	4.0	4	0
Nov 10	@ Ari	W	IA					
Nov 16	StL	L	p	0	0	0.0	0	0
Nov 24	@ Dal	W	p	0	0	0.0	0	0
Nov 31	@ Buf	W	p	1	15	15.0	15	0
Dec 7	NYJ	L	p	1	10	10.0	10	0
Dec 14	@ Mia	W	p	0	0	0.0	0	0
Dec 21	@ StL	W	p	0	0	0.0	0	0
Dec 28	Was	W	p	0	0	0.0	0	0
Totals		8-8	15/2	10	155	15.5	53	1

2009 San Francisco 49ers

Date	Opp.	W/L	P/S	RECEIVING				
				No	Yds	Avg	Lg	TD
Sept 13	@ Ari	W	p	1	17	0.0	0	0
Sept 20	Sea	W	p	0	0	0.0	0	0
Sept 27	@ Min	L	p	0	0	0.0	0	0
Oct 4	StL	W	S	1	10	10.0	10	0
Oct 11	Atl	L	S	1	39	39.0	39	0
Oct 25	@ Hou	L	p	1	2	2.0	2	0
Nov 1	@ Ind	L	S	0	0	0.0	0	0
Nov 8	Ten	L	S	1	13	13.0	13	0
Nov 12	Chi	W	p	0	0	0.0	0	0
Nov 22	@ GB	L	p	0	0	0.0	0	0

Nov 29	Jax	W	S	4	52	0.0	22	0
Dec 6	@ Sea	L	S	3	28	9.3	18	0
Dec 14	Ari	W	S	1	2	2.0	2	0
Dec 20	@ Phi	L	S	3	28	9.3	13	0
Dec 27	Det	W	p	3	36	12.0	22	0
Jan 3	@ StL	W	p	2	6	3.0	5	0
Totals		8-8	16/8	21	233	11.1	39	0

2010 San Francisco 49ers

Date	Opp.	W/L	P/S	RECEIVING				
				No	Yds	Avg	Lg	TD
Sept 12	@ Sea	L	S	3	27	9.0	14	0
Sept 20	NO	L	p	2	26	13.0	22	0
Sept 26	@ KC	L	p	1	6	6.0	6	0
Oct 3	@ Atl	L	p	1	6	6.0	6	0
Oct 10	Phi	L	IA					
Oct 17	Oak	W	IA					
Oct 24	@ Car	L	p	0	0	0.0	0	0
Oct 31	Den	W	S	5	85	17.0	38	0
Nov 14	StL	W	S	4	80	20.0	36	0
Nov 21	TB	L	p	3	27	9.0	14	0
Nov 29	@ Ari	W	S	0	0	0.0	0	0
Dec 5	@ GB	L	S	2	19	9.5	15	0
Dec 12	Sea	W	S	1	7	7.0	7	0
Dec 16	@ SD	L	p	3	14	4.7	6	0
Dec 26	@ StL	L	S	3	17	5.7	7	0
Jan 2	Ari	W	S	1	17	17.0	17	0
Totals		6-10	14/8	29	331	11.4	38	0

2011 San Francisco 49ers

Date	Opp.	W/L	P/S	RECEIVING					
				No	Yds	Avg	Lg	TD	
Sept 11	Sea	W	S	1	-1	-1.0	-1	0	
Sept 18	Dal	L	p	2	38	19.0	29t	1	
Sept 25	@ Cin	W	p	1	9	9.0	9	0	
Oct 2	@ Phi	W	p	3	20	6.7	11	0	
Oct 9	TB	W	S	2	37	18.5	26t	1	
Oct 16	@ Det	W	p	2	11	5.5	6t	1	
Oct 30	Cle	W	p	0	0	0.0	0	0	
Nov 6	@ Was	W	S	2	15	7.5	10	0	
Nov 13	NYG	W	S	6	69	11.5	19	0	
Nov 20	Ari	W	p	0	0	0.0	0	0	
Nov 24	@ Bal	L	S	0	0	0.0	0	0	
Dec 4	StL	W	p	0	0	0.0	0	0	
Dec 11	@ Ari	L	p	0	0	0.0	0	0	
Dec 19	Pit	W	S	0	0	0.0	0	0	
Dec 24	@ Sea	W	S	0	0	0.0	0	0	
Jan 1	@ StL	W	IA						
Totals				15/7	19	198	10.4	29t	3
Playoffs									
Jan 14	NO	W	IA						
Jan 22	NYG	L	S	2	36	18.0	29	0	
Totals				1/1	2	36	18.0	29	0

2012 San Francisco 49ers

Date	Opp.	W/L	P/S	RECEIVING				
				No	Yds	Avg	Lg	TD
Sept 9	@ GB	W	p	0	0	0.0	0	0
Sept 16	Det	W	p	1	7	7.0	7	0
Sept 23	@ Min	L	p	1	1	1.0	1	0
Sept 30	@ NYJ	W	S	2	31	15.5	25	0
Oct 7	Buf	W	p	0	0	0.0	0	0
Oct 14	NYG	L	p	0	0	0.0	0	0
Oct 18	Sea	W	S	1	12	12.0	12	1
Oct 29	@ Ari	W	p	2	38	19.0	23	0
Nov 11	StL	T	p	0	0	0.0	0	0
Nov 19	Chi	W	p	1	9	9.0	9	0
Nov 25	@ NO	W	p	3	81	27.0	45	0
Dec 2	@ StL	L	p	1	7	7.0	7	0
Dec 9	Mia	W	S	1	20	20.0	20	0
Dec 16	@ NE	W	p	2	34	17.0	34t	1
Dec 23	@ Sea	L	p	4	54	13.5	23	1
Dec 30	Ari	W	S	2	50	25.0	27	0
Totals		11-4-1	16/4	21	344	16.4	45	3

DELANIE WALKER'S GAME-BY-GAME CONT.

Playoffs

Jan 12		GB	W	p	1	17	17.0	17	0
Jan 20	@	Atl	W	p	1	20	20.0	20	0
Feb 3		Bal	L	S	3	48	16.0	28	0
Totals			2-1	3/1	5	85	17.0	28	0

2013 Tennessee Titans

RECEIVING									
Date	Opp.	W/L	P/S	No	Yds	Avg	Lg	TD	
Sept 8	@	Pit	W	p	3	40	13.3	25	0
Sept 15	@	Hou	L	p	1	10	10.0	10t	1
Sept 22		SD	W	S	5	49	9.8	17	0
Sept 29		NYJ	W	p	3	14	4.7	7	1
Oct 6		KC	L	S	4	43	10.8	15	0
Oct 13	@	Sea	L	S	4	29	7.3	11	0
Oct 20		SF	L	S	3	52	17.3	26t	1
Nov 3	@	StL	W	p	2	13	6.5	8	0
Nov 10		Jax	L	S	4	62	15.5	33	1
Nov 14		Ind	L	S	10	91	9.1	19t	1
Nov 24	@	Oak	W	S	5	46	9.2	14	0
Dec 1	@	Ind	L	S	1	5	5.0	5	0
Dec 8	@	Den	L	IA					
Dec 15		Ari	L	S	8	53	6.6	22	1
Dec 22	@	Jax	W	S	4	35	8.8	11	0
Dec 29		Hou	W	S	3	29	9.7	11	0
Totals			7-9	15/11	60	571	9.5	33	6

2014 Tennessee Titans

RECEIVING									
Date	Opp.	W/L	P/S	No	Yds	Avg	Lg	TD	
Sept 7	@	KC	W	S	3	37	12.3	17	1
Sept 14		Dal	L	S	10	142	14.2	61t	1
Sept 21	@	Cin	L	S	4	54	13.5	23	0
Sept 28	@	Ind	L	S	5	84	16.8	31	1
Oct 5		Cle	L	S	4	47	11.8	21	0
Oct 12		Jax	W	S	3	57	19.0	37	0
Oct 19	@	Was	L	S	2	17	8.5	12	0
Oct 26		Hou	L	p	4	37	9.3	15	1
Nov 9	@	Bal	L	S	3	37	12.3	17	0
Nov 17		Pit	L	IA					
Nov 23	@	Phi	L	S	5	155	31.0	68	0
Nov 30	@	Hou	L	S	1	6	6.0	6	0
Dec 7		NYG	L	S	4	27	6.8	12	0
Dec 14		NYJ	L	S	4	93	23.3	33	0
Dec 18	@	Jax	L	S	4	54	13.5	21	0
Dec 28		Ind	L	S	7	43	6.1	10	0
Totals			2-14	15/14	63	890	14.1	68	4

2015 Tennessee Titans

RECEIVING									
Date	Opp.	W/L	P/S	No	Yds	Avg	Lg	TD	
Sept 13	@	TB	W	S	3	43	14.3	22	1
Sept 20	@	Cle	L	IA					
Sept 27		Ind	L	S	7	68	9.7	19	0
Oct 11		Buf	L	S	4	36	9.0	16	0
Oct 18		Mia	L	p	8	97	12.1	25	0

Oct 25		Atl	L	S	7	55	7.9	12	0
Nov 1	@	Hou	L	p	6	62	10.3	15	0
Nov 8	@	NO	W	p	7	95	13.6	61t	2
Nov 15		Car	L	S	3	52	17.3	21	0
Nov 19	@	Jax	L	S	8	109	13.6	29	0
Nov 29		Oak	L	S	6	91	15.2	36	0
Dec 6		Jax	W	p	8	92	11.5	29	1
Dec 13	@	NYJ	L	S	7	71	10.1	16	0
Dec 20	@	NE	L	S	2	64	32.0	57t	2
Dec 27		Hou	L	p	9	59	6.6	21	0
Jan 3	@	Ind	L	S	9	94	10.4	29	0
Totals			3-13	15/10	94	1,088	11.6	61t	6

2016 Tennessee Titans

RECEIVING									
Date	Opp.	W/L	P/S	No	Yds	Avg	Lg	TD	
Sept 11		Min	L	S	3	42	14.0	26	0
Sept 18	@	Det	W	p	6	83	13.8	32	1
Sept 25		Oak	L	IA					
Oct 2	@	Hou	L	S	2	34	17.0	24	0
Oct 9	@	Mia	W	p	5	66	13.2	29	1
Oct 16		Cle	W	S	1	21	21.0	21	0
Oct 23		Ind	L	S	7	84	12.0	26	1
Oct 27		Jax	W	S	4	75	18.8	47	0
Nov 6	@	SD	L	S	5	42	8.4	20	1
Nov 13		GB	W	p	9	124	13.8	41	1
Nov 20	@	Ind	L	S	4	36	9.0	14	0
Nov 27	@	Chi	W	p	3	50	16.7	38	1
Dec 11		Den	W	S	2	30	15.0	23	0
Dec 18	@	KC	W	p	6	55	9.2	16	0
Dec 24	@	Jax	L	S	3	23	7.7	14t	1
Jan 1		Hou	W	p	5	35	7.0	15	0
Totals			9-7	15/9	65	800	12.3	47	7

2017 Tennessee Titans

RECEIVING									
Date	Opp.	W/L	P/S	No	Yds	Avg	Lg	TD	
Sept 10		Oak	L	S	7	76	10.9	23	0
Sept 17	@	Jax	W	p	4	61	15.3	19	0
Sept 24		Sea	W	S	4	31	7.8	11	0
Oct 1	@	Hou							
Oct 8	@	Mia							
Oct 16		Ind							
Oct 22	@	Cle							
Nov 5		Bal							
Nov 12		Cin							
Nov 16	@	Pit							
Nov 26	@	Ind							
Dec 3		Hou							
Dec 10	@	Ari							
Dec 17	@	SF							
Dec 24		LAR							
Dec 31		Jax							
Totals			2-1	3/2	15	168	11.2	23	0

DELANIE WALKER'S NFL STATISTICS

REGULAR SEASON				RECEIVING					RUSHING				
Year	Team	GP	GS	No	Yds	Avg	Lg	TD	Att	Yds	Avg	Lg	TD
2006	San Francisco	7	1	2	30	15.0	29	0	0	0	-	0	0
2007	San Francisco	16	10	21	174	8.3	26	1	0	0	-	0	0
2008	San Francisco	15	2	10	155	15.5	53	1	2	-13	-6.5	-3	0
2009	San Francisco	16	8	21	233	11.1	39	0	3	34	11.3	16	0
2010	San Francisco	14	8	29	331	11.4	38	0	3	18	6.0	10	0
2011	San Francisco	15	7	19	198	10.4	29t	3	3	5	1.7	14	0
2012	San Francisco	16	4	21	344	16.4	45	3	0	0	-	0	0
2013	Tennessee	15	11	60	571	9.5	33	6	0	0	-	0	0
2014	Tennessee	15	14	63	890	14.1	68	4	0	0	-	0	0
2015	Tennessee	15	10	94	1,088	11.6	61t	6	1	36	36.0	36	0
2016	Tennessee	15	9	65	800	12.3	47	7	2	11	5.5	8	0
2017	Tennessee	3	2	15	168	11.2	23	0	1	1	1.0	1t	1
NFL Totals		162	86	420	4,982	11.9	68	31	15	92	6.1	36	1

REGULAR SEASON		KICKOFF RETURNS					PUNT RETURNS					
Year	Team	No	Yds	Avg	Lg	TD	No	FC	Yds	Avg	Lg	TD
2006	San Francisco	1	25	25.0	25	0	0	0	0	-	-	0
2007	San Francisco	3	63	21.0	30	0	0	0	0	-	-	0
2008	San Francisco	13	257	19.8	35	0	0	0	0	-	-	0
2009	San Francisco	5	85	17.0	25	0	0	0	0	-	-	0
2010	San Francisco	5	70	14.0	20	0	0	0	0	-	-	0
2012	San Francisco	4	28	7.0	18	0	0	0	0	-	-	0
NFL Totals		31	528	17.0	35	0	0	0	0	-	-	0

POSTSEASON				RECEIVING					RUSHING				
Year	Team	GP	GS	No	Yds	Avg	Lg	TD	Att	Yds	Avg	Lg	TD
2011	San Francisco	1	1	2	36	18.0	29	0	0	0	-	0	0
2012	San Francisco	3	1	5	85	17.0	28	0	0	0	-	0	0
NFL Totals		4	2	7	121	17.3	29	0	0	0	-	0	0

Single-Game Highs

Receptions - 10 (Twice, last vs. Dallas 9/14/14)
 Receiving Yards - 155 at Philadelphia (11/23/14)
 Long Reception - 68 at Philadelphia (11/23/14)
 Touchdowns - 2 (Twice, last at New England 12/20/15)
 Kickoff Returns - 5 at Dallas (11/23/08)
 Kickoff Return Yards - 112 at Dallas (11/23/08)
 Long Kickoff Return - 35 at Dallas (11/23/08)
 Rushes - **1 (15 times, last at Jacksonville 9/17/17)**
 Rushing Yards - 36 at Indianapolis (1/3/16)
 Long Rush - 36 at Indianapolis (1/3/16)
 Rushing Touchdowns - **1 at Jacksonville (9/17/17)**

Playoff Single-Game Highs

Receptions - 3 vs. Baltimore (2/3/13)
 Receiving Yards - 48 vs. Baltimore (2/3/13)
 Long Reception - 29 vs. N.Y. Giants (1/22/12)

Additional Statistics

Special Teams Tackles - 2 (2007), 15 (2008), 20 (2009), 13 (2010), 8 (2011), 3 (2012)
 Misc. Tackles - 2 (2013), 1 (2014), 3 (2015), 1 (2016)
 Onside Kick Recoveries - 2 (2007), 1 (2011), 1 (2012)
 Fumble Recovery - 1 (2013), 3 (2014), 1 (2016)



14 ERIC WEEMS

WIDE RECEIVER • 5'9" • 195 LBS • COLLEGE: BETHUNE-COOKMAN
ACQUIRED: UNRESTRICTED FREE AGENT - 2017 (ATL)
NFL EXPERIENCE (NFL/TITANS): 10/1 • HOMETOWN: ORMOND BEACH, FLA.
GAMES PLAYED/GAMES STARTED: 138/7 (PLAYOFFS: 6/0)



Pro Bowl: 2010

PRO: The Titans signed Pro Bowl returner Eric Weems during the 2017 offseason to add veteran presence and leadership to the special teams unit. Originally signed as an undrafted rookie free agent with the Atlanta Falcons in 2007, Weems' extensive special teams experience is evident through his decorated nine-year career in the NFL. He was named to the 2010 Pro Bowl as a return specialist after ranking third in the NFL with a career-high 27.5 yard kickoff return average, and posting both one kick and punt return touchdown. He has also tallied 353 receiving yards with four touchdowns over his career as a Falcon (2007-11, 14-16) and as a Chicago Bear (2012-13). He has tallied 102 total special teams tackles over 10 seasons. Weems handled return duties in six playoff games with Atlanta, most recently in Super Bowl LI.

CAREER HIGHLIGHTS:

- Elected to the Pro Bowl as a return specialist in 2010 after ranking third in the NFL with a career-high 27.5 yard kickoff return average and posting both one kick and punt return touchdown, respectively. Set a Falcons franchise record when he returned a kickoff 102 yards for a touchdown at Tampa Bay (12/5). Weems then tied that long with a 102-yard return for a touchdown in the Divisional Playoff game against Green Bay (1/15/11). Also returned a 55-yard punt for a touchdown at Carolina (12/12) to add to his Pro Bowl season resume.
- In 2009, scored two touchdowns in two contests as a reserve wide receiver for Atlanta including a 30-yard score at Dallas (10/25). Both touchdown receptions came in the fourth quarter.
- Weems has participated in all 16 regular season games for eight consecutive seasons (2009-16) with Atlanta and Chicago.

TITANS TIDBITS:

- After competing in Super Bowl LI as a member of the Atlanta Falcons, Weems presented his alma mater, Seabreeze (Fla.) High School, with a golden football to commemorate his participation.

CAREER TRANSACTIONS:

- The Ormond Beach, Fla., native signed with the Atlanta Falcons as an undrafted free agent on May 1, 2007.
- Waived by the Falcons on Sept. 3, 2007 and signed to the practice squad the next day on Sept. 4, 2007.
- Signed by the Falcons to the active roster from the practice squad on Dec. 30, 2007.
- Waived by the Falcons on Aug. 31, 2008.
- Signed by the Falcons to the practice squad on Sept. 3, 2008.
- Signed by the Falcons to the active roster from the practice squad on Nov. 19, 2008.
- Signed by the Chicago Bears as an unrestricted free agent on March 14, 2012.
- Waived by the Bears on Aug. 16, 2014.
- Signed by the Falcons on Aug. 21, 2014.
- Signed by the Titans as an unrestricted free agent on March 11, 2017.

SEASON RECAPS:

- 2017 (3/0 - Tennessee):** Has tied for the team lead in special teams tackles once in 2017 (vs. OAK).
- Against Oakland (9/10), played as a reserve on special teams in his Titans debut and tied for the team lead with a special teams tackle.
 - At Jacksonville (9/17), saw action as a reserve on special teams. Pounced on a pop-up kickoff for zero yards in the fourth quarter.
 - Against Seattle (9/24), played as a reserve on special teams and saw limited action at wide receiver.

2016 (16/0, 3/0 - Atlanta): Played in all 16 games as a return specialist. Brought back 24 punts for 273 yards with a career-long of 73 as well as 17 kick returns for 391 yards with a 23-yard kick return average. Appeared as a return specialist for all three of Atlanta's postseason contests including Super Bowl LI. Posted three punt returns for 24 yards and four kick returns for 66 yards in the postseason. Recorded 15 total special teams tackles.

- At Oakland (9/18), returned two punts for 73 yards including a career-long of 73.
- Against Green Bay (10/30), returned two punts for 28 yards.
- Against Seattle (1/14/17) in the NFC Divisional Playoff game, returned one punt for 10 yards and one kick for 18 yards.
- Against Green Bay (1/22/17) in the NFC Championship game, returned one punt for 14 yards and one kick for 23 yards.
- Against New England (2/5/17) in Super Bowl LI, returned two kicks for 25 yards with a long of 14.

2015 (16/0 - Atlanta): Saw action in 16 games as a return specialist and reserve wide receiver. Totaled 221 yards on 19 returned punts with a long of 41 and racked up 403 kick return yards on 15 attempts with an average of 26.9 yards. Caught one pass for 11 yards, tallied four rushing yards on one attempt and notched eight special teams tackles on the season.

- Against Philadelphia (9/14), returned two punts for 18 yards and three kicks for 59 yards with a long of 26.
- Against Tampa Bay (11/1), posted 58 kick return yards on two attempts and returned two punts for 23 yards with a long of 24. Made his lone reception of the season for 11 yards.
- At San Francisco (11/8), recorded a season-high 76 punt return yards on four attempts with a long of 41, as well as 115 kick return yards on four attempts with a long of 50.
- At Jacksonville (12/20), rushed the ball once and tallied four yards on the ground.

2014 (16/0 - Atlanta): Appeared in all 16 games for the Falcons on special teams and as a reserve receiver. Posted 10 receptions for 102 yards and two touchdowns, forced one fumble, recovered two fumbles and made 13 special teams tackles. Also handled kick return duties in one contest when he returned two kicks for 34 yards.

- Against Tampa Bay (9/18), caught four passes for 69 yards and made one special teams tackle.
- At New York Giants (10/5), forced one fumble and had one fumble recovery on special teams.
- At Green Bay (12/8), caught a five-yard touchdown pass and returned two kicks for 34 yards with a long of 17.
- At New Orleans (12/21), scored one touchdown on a three-yard pass.

2013 (16/0 - Chicago): Played in all 16 games as a core member of the Bears' special teams unit. Recorded 13 special teams tackles and handled kick return duties in four contests, posting 57 yards on five kicks with a long of 19. Also caught one pass for eight yards on the season.

- At Pittsburgh (9/22), returned one kick for 15 yards.
- At Washington (10/20), returned two kicks for 23 yards and forced one fumble on special teams. Also tacked on two special teams tackles.
- At Philadelphia (12/22), caught an eight-yard pass and returned one kick for 19 yards.

2012 (16/1 - Chicago): Appeared in 16 games with one start in his first season with the Bears. Returned 13 kickoffs for 231 yards and a long of 27, caught two passes for 27 yards, recovered three fumbles and logged

12 special teams tackles.

- Against Detroit (10/22), returned one kick for 27 yards.
- Against Minnesota (11/25), caught one pass for nine yards and returned three kicks for 65 yards.
- Against Seattle (12/2), made one 18-yard reception and recovered one fumble. Also returned three kicks for 65 yards and a long of 22.
- At Minnesota (12/9), returned four kicks for 59 yards.

2011 (16/2, 1/0 - Atlanta): Appeared in all 16 games and made two starts as a reserve wide receiver. Caught 11 passes for 90 yards, returned 32 punts for a career-high 315 yards, brought back 24 kicks for 563 yards and posted 12 special teams tackles.

- Against Philadelphia (9/18), logged 78 kick return yards on three attempts with a long of 36. Also recorded one 19-yard punt return.
- At Detroit (10/23), tallied 62 punt return yards on four attempts and 82 kick return yards on three attempts.
- Against New Orleans (11/13), posted three receptions for 25 yards and returned two kicks for 41 yards.
- Against Minnesota (11/27), racked up 54 punt return yards on two attempts and 52 kick return yards on two attempts.
- At New Orleans (12/26), caught three passes for 33 yards and returned one kick for 27 yards.
- In Atlanta's Wild Card loss at New York Giants (1/8/12), tallied 83 kick return yards on four attempts.

2010 (16/4, 1/0 - Atlanta): Elected to the Pro Bowl after posting a career-high kickoff return average of 27.5 yards, which ranked third in the NFL. Also added one kick return touchdown and one punt return touchdown during his Pro Bowl season. Competed in all 16 games with four starts at wide receiver and return specialist. Totaled six receptions for 61 yards, 40 kickoff returns for 1,100 yards with a career-high long of 102 and one touchdown, as well as 18 punt returns for 230 yards and one touchdown. Posted a career-high 16 special teams tackles. Named to the Pro Football Writer's All-NFL Team and was the NFC Special Teams Player of the Month for December.

- At Pittsburgh (9/12), notched four receptions for 36 yards, returned two punts for 20 yards and one kick for 19 yards.
- At San Francisco (10/3), returned two punts for 32 yards and three kicks for 77 yards.
- Against Cincinnati (10/24), posted a career-high 168 kick return yards on six attempts.
- At Tampa Bay (12/5), set a franchise record with a 102-yard kickoff return for a touchdown. Finished the day with 163 kickoff return yards on four attempts, one punt return for 10 yards and one touchdown.
- At Carolina (12/12), started at wide receiver and contributed as a return specialist where he returned a 55-yard punt for a touchdown. Also posted one reception for seven yards and returned one kick for 20 yards. Completed the contest with 75 punt return yards on three attempts.
- Against Green Bay (1/15/11) in the Divisional Playoff game, handled kickoff return duties and tied his season-high kick return long with a 102-yard return for a touchdown. Finished the day with 195 return yards on six kicks and one touchdown.

2009 (16/0 - Atlanta): Saw action in all 16 games at receiver and return specialist. Posted a career-high 1,214 kickoff return yards, which ranked eighth in the NFL and fourth in the NFC, on a career-high 48 attempts. Also added 270 punt return yards on 27 punts, 10 special teams tackles, 53 yards on eight carries and six receptions for 50 yards.

- At New England (9/27), returned five kicks for 139 yards and a long of 41. Averaged 27.8 yards per return.
- Against Chicago (10/18), tallied 117 kick return yards on three attempts. Added one punt return for 20 yards.
- At Dallas (10/25), caught two passes for 33 yards, including a 30-yard touchdown pass. Added two punt returns for nine yards and three kick returns for 78 yards.
- At New Orleans (11/2), posted 132 kick return yards on five kicks.
- Against Philadelphia (12/6), racked up 157 kick return yards on six attempts and returned two punts for 20 yards.
- Against New Orleans (12/13), rushed for 19 yards on two carries and caught one pass for three yards. Also returned one kickoff for 37 yards.
- Against Buffalo (12/27), rushed for 17 yards on two attempts. Returned five punts for 64 yards and two kicks for 52 yards.

2008 (6/0, 1/0 - Atlanta): Appeared in six games on the season. Posted three special teams tackles, one 19-yard kick return and one reception for

four yards.

- Against Carolina (11/23), caught one pass for four yards.
- At San Diego (11/30), returned one kick for 19 yards.
- At Arizona (1/3/09) in the Falcons' Wild Card loss, saw action but did not record a statistic.

2007 (1/0 - Atlanta): Signed with the Falcons as an undrafted rookie free agent and spent most of the season on the practice squad before being signed to the active roster on Dec. 30. Against Seattle (12/30), made his NFL debut in Week 17 on offense but did not record a statistic.

COLLEGE:

- Appeared in 44 games over his four-year career as a wide receiver and return specialist at Bethune-Cookman. Totaled 185 catches for 2,587 yards and 20 touchdowns, and gained 1,504 rushing yards on 205 carries with 23 rushing touchdowns. Weems also returned 19 punts for 331 yards and one touchdown with an average of 17.4, and brought back three kicks for nine yards. He averaged 100.7 career all-purpose yards per game and notched seven career tackles.
- As a senior (2006), appeared in 11 games with 11 starts. Totaled career highs in receptions with 69, receiving yards with 918 and touchdowns with nine. Added 145 rushing yards on 27 attempts, two kick returns for 14 yards and 19 punt returns for 331 yards and one touchdown.
- Tallied the sixth-most touchdowns scored in a single season in MEAC history with 10.
- As a junior (2005), played in 11 contests and made 10 starts. Caught 37 passes for 417 yards and three touchdowns, and posted 594 rushing yards on 82 attempts with 11 touchdowns. Totaled 1,011 all-purpose yards on the year.
- As a sophomore (2004), saw action in 10 games. Notched team-highs in receptions with 35 and receiving yards with 539 and scored two touchdowns. Also posted a team-high 541 rushing yards on 55 attempts with eight touchdowns.
- As a freshman (2003), appeared in 12 games and logged team-highs in receptions with 44, yards with 713 and receiving touchdowns with six. Rushed for 224 yards on 41 carries and four touchdowns.

PERSONAL:

- Attended Seabreeze (Ormond Beach, Fla.) High School, where he was named an all-state and all-area athlete. Recorded 97 tackles, two sacks and team MVP honors as a defensive back his senior year.
- Played basketball in high school where he averaged 23.5 points per game and earned all-area honors.
- Follow Weems on Instagram @yougongetthiswork.
- Follow Weems on Twitter @EricWeems.
- Born Eric Weems on July 4, 1985 in Ormond Beach, Fla.

ERIC WEEMS' GAME-BY-GAME

2007 Atlanta Falcons		PUNT RETURNS							KICKOFF RETURNS					
Date	Opp	W-L	GP / GS	No	FC	Yds	Avg	Lg	TD	No	Yds	Avg	Lg	TD
Sept 9	@ Min	L	PS											
Sept 16	@ Jax	L	PS											
Sept 23	Car	L	PS											
Sept 30	Hou	W	PS											
Oct 7	@ Ten	L	PS											
Oct 15	NYG	L	PS											
Oct 21	@ NO	L	PS											
Nov 4	SF	W	PS											
Nov 11	@ Car	W	PS											
Nov 18	TB	L	PS											
Nov 22	Ind	L	PS											
Dec 2	@ StL	L	PS											
Dec 10	NO	L	PS											
Dec 16	@ TB	L	PS											
Dec 23	@ Ari	L	PS											
Dec 30	Sea	W	p	0	0	0	-	-	0	0	0	-	0	0
Totals	4-12	1/0	0	0	0	-	-	0	0	0	-	0	0	0

2008 Atlanta Falcons		PUNT RETURNS							KICKOFF RETURNS					
Date	Opp	W-L	GP / GS	No	FC	Yds	Avg	Lg	TD	No	Yds	Avg	Lg	TD
Sept 7	Det	W	PS											
Sept 14	@ TB	L	PS											
Sept 21	KC	W	PS											
Sept 28	@ Car	L	PS											
Oct 5	@ GB	W	PS											
Oct 12	Chi	W	PS											
Oct 26	@ Phi	L	PS											
Nov 2	@ Oak	W	PS											
Nov 9	NO	W	PS											
Nov 16	Den	L	PS											
Nov 23	Car	W	p	0	0	0	-	-	0	0	0	-	-	0
Nov 30	@ SD	W	p	0	0	0	-	-	0	1	19	19.0	19	0
Dec 7	@ NO	L	p	0	0	0	-	-	0	0	0	-	-	0
Dec 14	TB	W	p	0	0	0	-	-	0	0	0	-	-	0
Dec 21	@ Min	W	p	0	0	0	-	-	0	0	0	-	-	0
Dec 28	StL	W	p	0	0	0	-	-	0	0	0	-	-	0
Totals	11-5	6/0	0	0	0	0.0	0	0	0	1	19	19.0	0	0
Postseason														
Jan 3	@ Ari	L	p	0	0	0	-	-	0	0	0	-	-	0
Totals	0-1	1/0	0	0	0	-	-	0	0	0	-	-	0	0

2009 Atlanta Falcons		PUNT RETURNS							KICKOFF RETURNS					
Date	Opp	W-L	GP / GS	No	FC	Yds	Avg	Lg	TD	No	Yds	Avg	Lg	TD
Sept 13	Mia	W	p	3	1	31	10.3	18	0	1	14	14.0	14	0
Sept 20	Car	W	p	0	0	0	-	-	0	2	63	31.5	41	0
Sept 27	@ NE	L	p	0	1	0	-	-	0	5	139	27.8	34	0
Oct 11	@ SF	W	p	4	0	18	4.5	10	0	2	39	19.5	20	0
Oct 18	Chi	W	p	1	2	20	20.0	20	0	3	117	39.0	62	0
Oct 25	@ Dal	L	p	2	1	9	4.5	10	0	3	78	26.0	29	0
Nov 2	@ NO	L	p	1	1	9	9.0	9	0	5	132	26.4	33	0
Nov 8	Was	W	p	2	0	12	6.0	10	0	4	99	24.8	38	0
Nov 15	@ Car	L	p	2	1	37	18.5	24	0	1	28	28.0	28	0
Nov 22	@ NYG	L	p	2	1	24	12.0	17	0	4	93	23.3	30	0
Nov 29	TB	W	p	1	1	18	18.0	18	0	4	76	19.0	31	0
Dec 6	Phi	L	p	2	0	20	10.0	14	0	6	157	26.2	29	0
Dec 13	NO	L	p	0	1	0	-	-	0	1	37	37.0	37	0
Dec 20	@ NYJ	W	p	1	2	8	8.0	8	0	2	26	13.0	20	0
Dec 27	Buf	W	p	5	0	64	12.8	28	0	2	52	26.0	32	0
Jan 3	@ TB	W	p	1	2	0	0.0	0	0	3	64	21.3	24	0
Totals	9-7	16/0	27	14	270	10.0	28	0	48	1214	25.3	62	0	

2010 Atlanta Falcons		PUNT RETURNS							KICKOFF RETURNS					
Date	Opp	W-L	GP / GS	No	FC	Yds	Avg	Lg	TD	No	Yds	Avg	Lg	TD
Sept 12	@ Pit	L	p	2	3	20	10.0	14	0	1	19	19.0	19	0
Sept 19	Ari	W	s	1	2	17	17.0	17	0	1	30	30.0	30	0
Sept 26	@ NO	W	p	0	0	0	-	-	0	3	76	25.3	35	0
Oct 3	SF	W	p	2	2	32	16.0	19	0	3	77	25.7	30	0
Oct 10	@ Cle	W	s	1	0	8	8.0	8	0	3	66	22.0	32	0
Oct 17	@ Phi	L	p	1	0	18	18.0	18	0	3	70	23.3	29	0

Oct 24	Cin	W	p	0	2	0	-	-	0	5	168	28.0	55	0
Nov 7	TB	W	p	0	1	0	-	-	0	3	70	23.3	34	0
Nov 11	Bal	W	s	1	2	16	16.0	16	0	1	33	33.0	33	0
Nov 21	@ StL	W	p	1	3	11	11.0	11	0	4	120	30.0	55	0
Nov 28	GB	W	p	0	0	0	-	-	0	3	93	31.0	40	0
Dec 5	@ TB	W	p	1	1	10	10.0	10	0	4	163	40.8	102t	1
Dec 12	@ Car	W	s	2	1	5	2.5	5	0	1	23	23.0	23	0
Dec 19	@ Sea	W	p	1	0	12	12.0	12	0	1	46	46.0	46	0
Dec 27	NO	L	p	2	0	6	3.0	4	0	2	26	13.0	18	0
Jan 2	Car	W	p	3	2	75	25.0	55t	1	1	20	20.0	20	0
Totals	9-7	16/4	18	19	230	12.8	55t	1	40	1100	27.5	102t	1	
Postseason														
Jan 15	GB	L	p	0	0	0	-	-	0	6	195	32.5	102t	1
Totals	0-1	1/0	0	0	0	-	-	0	6	195	32.5	102t	1	

2011 Atlanta Falcons		PUNT RETURNS							KICKOFF RETURNS					
Date	Opp	W-L	GP / GS	No	FC	Yds	Avg	Lg	TD	No	Yds	Avg	Lg	TD
Sept 11	@ Chi	L	p	3	1	10	3.3	8	0	2	33	16.5	20	0
Sept 18	Phi	W	p	1	1	19	19.0	19	0	3	78	26.0	36	0
Sept 25	@ TB	L	p	2	1	16	8.0	13	0	3	58	19.3	25	0
Oct 2	@ Sea	W	p	2	1	24	12.0	13	0	1	19	19.0	19	0
Oct 9	GB	L	p	1	1	3	3.0	3	0	1	28	28.0	28	0
Oct 16	Car	W	p	1	1	8	8.0	8	0	1	22	22.0	22	0
Oct 23	@ Det	W	p	4	1	62	15.5	37	0	3	82	27.3	37	0
Nov 6	@ Ind	W	p	3	2	19	6.3	11	0	0	0	-	-	0
Nov 13	NO	L	p	0	1	0	-	-	0	2	41	20.5	25	0
Nov 20	Ten	W	s	2	2	27	13.5	16	0	0	0	-	-	0
Nov 27	Min	W	p	4	2	54	13.5	42	0	2	52	26.0	26	0
Dec 4	@ Hou	L	p	2	0	22	11.0	11	0	2	47	23.5	30	0
Dec 11	@ Car	W	p	2	1	14	7.0	12	0	1	23	23.0	23	0
Dec 15	Jax	W	p	4	2	28	7.0	10	0	2	53	26.5	29	0
Dec 26	@ NO	L	s	0	1	0	-	-	0	1	27	27.0	27	0
Jan 1	TB	W	p	1	1	9	9.0	9	0	0	0	-	-	0
Totals	10-6	16/2	32	19	315	9.8	42	0	24	563	23.5	37	0	
Postseason														
Jan 8	@ NYG	L	p	0	0	0	-	-	0	4	83	20.8	27	0
Totals	0-1	1/0	0	0	0	-	-	0	4	83	20.8	27	0	

2012 Chicago Bears		PUNT RETURNS							KICKOFF RETURNS					
Date	Opp	W-L	GP / GS	No	FC	Yds	Avg	Lg	TD	No	Yds	Avg	Lg	TD
Sept 9	Ind	W	p	0	0	0	-	-	0	0	0	-	-	0
Sept 13	@ GB	L	p	0	0	0	-	-	0	0	0	-	-	0
Sept 23	StL	W	p	0	0	0	-	-	0	0	0	-	-	0
Oct 1	@ Dal	W	p	0	0	0	-	-	0	0	0	-	-	0
Oct 7	@ Jax	W	p	0	0	0	-	-	0	0	0	-	-	0
Oct 22	Det	W	p	0	1	0	-	-	0	1	27	27.0	27	0
Oct 28	Car	W	p	0	0	0	-	-	0	1	3	3.0	3	0
Nov 4	@ Ten	W	p	0	0	0	-	-	0	0	0	-	-	0
Nov 11	Hou	L	p	0	0	0	-	-	0	0	0	-	-	0
Nov 19	@ SF	L	p	0	0	0	-	-	0	0	0	-	-	0
Nov 25	Min	W	p	0	0	0	-	-	0	3	65	21.7	27	0
Dec 2	Sea	L	p	1	0	0	0.0	0	0	3	65	21.7	22	0
Dec 9	@ Min	L	s	0	0	0	-	-	0	4	59	14.8	18	0
Dec 16	GB	L	p	0	0	0	-	-	0	0	0	-	-	0
Dec 23	@ Ari	W	p	0	0	0	-	-	0	1	12	12.0	12	0
Dec 30	@ Det	W	p	0	0	0	-	-	0	0	0	-	-	0
Totals	10-6	16/1	1	1	0	0.0	0	0	13	231	17.8	27	0	

2013 Chicago Bears		PUNT RETURNS							KICKOFF RETURNS				
Date	Opp	W-L	GP / GS	No	FC								

ERIC WEEMS' GAME-BY-GAME

Date	Opp	W-L	GP / GS	No	FC	Yds	Avg	Lg	TD
Dec 1	@ Min	L	p	0	0	0	-	-	0
Dec 9	Dal	W	p	0	0	0	-	-	0
Dec 15	@ Cle	W	p	0	0	0	-	-	0
Dec 22	@ Phi	L	p	0	0	0	-	-	0
Dec 29	GB	L	p	0	0	0	-	-	0
Totals	8-8	16/0	0	1	0	-	-	0	0

2014 Atlanta Falcons			PUNT RETURNS							KICKOFF RETURNS				
Date	Opp	W-L	GP / GS	No	FC	Yds	Avg	Lg	TD	No	Yds	Avg	Lg	TD
Sept 7	NO	W	p	0	0	0	-	-	0	0	0	-	-	0
Sept 14	@ Cin	L	p	0	0	0	-	-	0	0	0	-	-	0
Sept 18	TB	W	p	0	0	0	-	-	0	0	0	-	-	0
Sept 28	@ Min	L	p	0	0	0	-	-	0	0	0	-	-	0
Oct 5	@ NYG	L	p	0	0	0	-	-	0	0	0	-	-	0
Oct 12	Chi	L	p	0	0	0	-	-	0	0	0	-	-	0
Oct 19	@ Bal	L	p	0	0	0	-	-	0	0	0	-	-	0
Oct 26	Det	L	p	0	0	0	-	-	0	0	0	-	-	0
Nov 9	@ TB	W	p	0	0	0	-	-	0	0	0	-	-	0
Nov 16	@ Car	W	p	0	0	0	-	-	0	0	0	-	-	0
Nov 23	Cle	L	p	0	0	0	-	-	0	0	0	-	-	0
Nov 30	Ari	W	p	0	0	0	-	-	0	0	0	-	-	0
Dec 8	@ GB	L	p	0	0	0	-	-	0	2	34	17.0	17	0
Dec 14	Pit	L	p	0	0	0	-	-	0	0	0	-	-	0
Dec 21	@ NO	W	p	0	0	0	-	-	0	0	0	-	-	0
Dec 28	Car	L	p	0	0	0	-	-	0	0	0	-	-	0
Totals	6-10	16/0	0	0	0	-	-	0	0	2	34	17.0	17	0

2015 Atlanta Falcons			PUNT RETURNS							KICKOFF RETURNS				
Date	Opp	W-L	GP / GS	No	FC	Yds	Avg	Lg	TD	No	Yds	Avg	Lg	TD
Sept 14	Phi	W	p	2	1	18	9.0	9	0	3	59	19.7	26	0
Sept 20	@ NYG	W	p	1	2	10	10.0	10	0	1	21	21.0	21	0
Sept 27	@ Dal	W	p	0	4	0	-	-	0	1	23	23.0	23	0
Oct 4	Hou	W	p	2	1	29	14.5	18	0	1	29	29.0	29	0
Oct 11	Was	W	p	2	1	14	7.0	8	0	0	0	-	-	0
Oct 15	@ NO	L	p	2	0	21	10.5	11	0	0	0	-	-	0
Oct 25	@ Ten	W	p	1	3	12	12.0	12	0	1	28	28.0	28	0
Nov 1	TB	L	p	2	1	23	11.5	24	0	2	58	29.0	31	0
Nov 8	@ SF	L	p	4	1	76	19.0	41	0	4	115	28.8	50	0
Nov 22	Ind	L	p	1	2	1	1.0	1	0	1	26	26.0	26	0
Nov 29	Min	L	p	2	0	17	8.5	10	0	1	44	44.0	44	0
Dec 6	@ TB	L	p	0	0	0	-	-	0	0	0	-	-	0
Dec 13	@ Car	L	p	0	0	0	-	-	0	0	0	-	-	0
Dec 20	@ Jax	W	p	0	0	0	-	-	0	0	0	-	-	0
Dec 27	Car	W	p	0	0	0	-	-	0	0	0	-	-	0
Jan 3	NO	L	p	0	0	0	-	-	0	0	0	-	-	0
Totals	8-8	16/0	19	16	221	11.6	41	0	0	15	403	26.9	50	0

2016 Atlanta Falcons			PUNT RETURNS							KICKOFF RETURNS				
Date	Opp	W-L	GP / GS	No	FC	Yds	Avg	Lg	TD	No	Yds	Avg	Lg	TD
Sept 11	TB	L	p	2	3	22	11.0	13	0	3	85	28.3	34	0
Sept 18	@ Oak	W	p	2	1	73	36.5	73	0	0	0	-	-	0
Sept 26	@ NO	W	p	0	0	0	-	-	0	2	54	27.0	42	0
Oct 2	Car	W	p	3	0	25	8.3	18	0	1	0	0.0	0	0
Oct 9	@ Den	W	p	1	3	7	7.0	7	0	1	17	17.0	17	0
Oct 16	@ Sea	L	p	1	2	11	11.0	11	0	2	46	23.0	28	0
Oct 23	SD	L	p	1	1	0	0.0	0	0	0	0	-	-	0
Oct 30	GB	W	p	2	0	28	14.0	18	0	1	21	21.0	21	0
Nov 3	@ TB	W	p	2	1	1	0.5	1	0	2	54	27.0	29	0
Nov 13	@ Phi	L	p	1	0	9	9.0	9	0	3	74	24.7	28	0
Nov 27	Ari	W	p	2	1	6	3.0	5	0	1	23	23.0	23	0
Dec 4	KC	L	p	1	0	-1	-1.0	-1	0	1	17	17.0	17	0
Dec 11	@ LA	W	p	0	4	0	-	-	0	0	0	-	-	0
Dec 18	SF	W	p	2	4	42	21.0	42	0	0	0	-	-	0
Dec 24	@ Car	W	p	1	1	11	11.0	11	0	0	0	-	-	0
Jan 1	NO	W	p	3	0	39	13.0	16	0	0	0	-	-	0
Totals	11-5	16/0	24	21	273	11.4	73	0	0	17	391	23.0	42	0
Postseason														
Jan 14	Sea	W	p	1	0	10	10.0	10	0	1	18	18.0	18	0
Jan 22	GB	W	p	1	1	14	14.0	14	0	1	23	23.0	23	0
Feb 5	NE	L	p	1	2	0	0.0	0	0	2	25	12.5	14	0
Totals	2-1	3/0	3	3	24	8.0	14	0	0	4	66	16.5	23	0

2017 Tennessee Titans			PUNT RETURNS							KICKOFF RETURNS				
Date	Opp	W-L	GP / GS	No	FC	Yds	Avg	Lg	TD	No	Yds	Avg	Lg	TD
Sept 10	Oak	L	p	0	0	0	-	-	0	0	0	-	-	0
Sept 17	@ Jax	W	p	0	0	0	-	-	0	1	0	0.0	0	0
Sept 24	Sea	W	p	0	0	0	-	-	0	0	0	-	-	0
Oct 1	@ Hou													
Oct 8	@ Mia													
Oct 16	Ind													
Oct 22	@ Cle													
Nov 5	Bal													
Nov 12	Cin													
Nov 16	@ Pit													
Nov 26	@ Ind													
Dec 3	Hou													
Dec 10	@ Ari													
Dec 17	@ SF													
Dec 24	LAR													
Dec 31	Jax													
Totals	2-1	3/0	0	0	0	-	-	0	0	1	0	0.0	0	0

ERIC WEEMS' NFL STATISTICS

REGULAR SEASON		RECEIVING						RUSHING					
Year	Team	GP	GS	No	Yds	Avg	Lg	TD	Att	Yds	Avg	Lg	TD
2007	Atlanta	1	0	0	0	0.0	0	0	0	0	0.0	0	0
2008	Atlanta	6	0	1	4	4.0	4	0	0	0	0.0	0	0
2009	Atlanta	16	0	6	50	8.3	30t	2	8	53	6.6	31	0
2010	Atlanta	16	4	6	61	10.2	18	0	0	0	0.0	0	0
2011	Atlanta	16	2	11	90	8.2	18	0	0	0	0.0	0	0
2012	Chicago	16	1	2	27	13.5	18	0	0	0	0.0	0	0
2013	Chicago	16	0	1	8	8.0	8	0	0	0	0.0	0	0
2014	Atlanta	16	0	10	102	10.2	40	2	0	0	0.0	0	0
2015	Atlanta	16	0	1	11	11.0	11	0	1	4	4.0	4	0
2016	Atlanta	16	0	0	0	0.0	0	0	0	0	0.0	0	0
2017	Tennessee	3	0	0	0	0.0	0	0	0	0	0.0	0	0
NFL Totals		138	7	38	353	9.3	40	4	9	57	6.3	31	0

REGULAR SEASON		PUNT RETURNS						KICKOFF RETURNS					
Year	Team	No	FC	Yds	Avg	Lg	TD	No	Yds	Avg	Lg	TD	
2007	Atlanta	0	0	0	-	-	0	0	0	-	-	0	
2008	Atlanta	0	0	0	-	-	0	1	19	19.0	19	0	
2009	Atlanta	27	14	270	10.0	28	0	48	1,214	25.3	62	0	
2010	Atlanta	18	19	230	12.8	55t	1	40	1,100	27.5	102t	1	
2011	Atlanta	32	19	315	9.8	42	0	24	563	23.5	37	0	
2012	Chicago	1	1	0	0.0	0	0	13	231	17.8	27	0	
2013	Chicago	0	1	0	0.0	0	0	5	57	11.4	19	0	
2014	Atlanta	0	0	0	-	-	0	2	34	17.0	17	0	
2015	Atlanta	19	16	221	11.6	41	0	15	403	26.9	50	0	
2016	Atlanta	24	21	273	11.4	73	0	17	391	23.0	42	0	
2017	Tennessee	0	0	0	-	-	0	1	0	0.0	0	0	
NFL Totals		121	91	1,309	10.8	73	1	166	4,012	24.2	102t	1	

POSTSEASON		PUNT RETURNS						KICKOFF RETURNS					
Year	Team	No	FC	Yds	Avg	Lg	TD	No	Yds	Avg	Lg	TD	
2008	Atlanta	0	0	0	-	-	0	0	0	0.0	-	0	
2010	Atlanta	0	0	0	-	-	0	6	195	32.5	102t	1	
2011	Atlanta	0	0	0	-	-	0	4	83	20.8	27	0	
2016	Atlanta	3	3	24	8.0	14	0	4	66	16.5	23	0	
NFL Totals		3	3	24	8.0	14	0	14	344	24.6	102t	1	

Single-Game Highs

Receptions - 4 (Twice, last vs. Tampa Bay 9/18/14)
 Receiving Yards - 69 vs. Tampa Bay (9/18/14)
 Long Reception - 40 vs. Tampa Bay (9/18/14)
 Punt Returns - 5 vs. Buffalo (12/27/09)
 Punt Return Yards - 76 at San Francisco (11/8/15)
 Punt Return Long - 73 at Oakland (9/18/16)
 Punt Return Touchdown - 1 vs. Carolina (1/2/11)
 Kickoff Returns - 6 (Twice, last vs. Cincinnati 10/24/10)
 Kickoff Return Yards - 168 vs. Cincinnati (10/24/10)
 Kickoff Return Long - 102t at Tampa Bay (12/5/10)
 Kickoff Touchdown - 1 at Tampa Bay (12/5/10)

Fumbles Recovered - 1 (Six times, last at Baltimore 10/19/14)

Playoff Single-Game Highs

Punt Returns - 1 (Three times, last vs. New England 2/5/17)
 Punt Return Yards - 14 vs. Green Bay (1/22/17)
 Punt Return Long - 14 vs. Green Bay (1/22/17)
 Kickoff Returns - 6 vs. Green Bay (1/22/17)
 Kickoff Return Yards - 195 vs. Green Bay (1/22/17)
 Kickoff Return Long - 102t vs. Green Bay (1/22/17)
 Kickoff Touchdown - 1 vs. Green Bay (1/22/17)

Additional Statistics

Special Teams Tackles - 1 (2017), 15 (2016), 8 (2015), 13 (2014), 13 (2013), 12 (2012), 12 (2011), 16 (2010), 10 (2009), 3 (2008)
 Fumbles Forced - 1 (Twice, last at New York Giants 10/5/14)



96 SYLVESTER WILLIAMS

NOSE TACKLE • 6'2" • 313 LBS • COLLEGE: NORTH CAROLINA
ACQUIRED: UNRESTRICTED FREE AGENT (DENVER) - 2017
NFL EXPERIENCE (NFL/TITANS): 5/1 • HOMETOWN: JEFFERSON CITY, MO.
GAMES PLAYED/GAMES STARTED: 63/50 (PLAYOFFS: 7/6)



Super Bowl: 2015

PRO: Early in the 2017 NFL's unrestricted free agency period, the Titans reached a deal to bring former Denver Broncos nose tackle Sylvester Williams to Tennessee. The University of North Carolina product was originally drafted by the Broncos in the first round of the 2013 NFL Draft. The massive 6-foot-2-inch, 313-pound lineman provides stability and a run-stuffing presence in the middle of the Titans defensive line. He appeared in 60 games (48 starts) in four seasons in Denver and was a key member of the Super Bowl 50 Championship squad. A permanent starter from 2014-16, Williams helped the Broncos defense rank eighth in the NFL in rushing yards allowed during that time, surrendering only 97.9 yards per game on the ground.

CAREER HIGHLIGHTS:

- During his first four NFL seasons in Denver, Williams played in 60 games in the regular season and seven postseason contests. His regular season totals with the Broncos included 64 tackles, 4.5 sacks, one pass defended, one forced fumble and one blocked field goal.
- In 2015, Williams helped the Broncos defense finish first overall in the NFL (283.1 yards per game) en route to winning Super Bowl 50.
- In 2014, Williams helped the Broncos defense finish second against the run and set a franchise record for opponents' average rushing yards per game (79.8).

TITANS TIDBITS:

- After high school, Williams, who only played one season of football in high school, worked the night shift at Modine Manufacturing Company in Jefferson City, Mo., making radiator parts for large trucks before enrolling in college.

CAREER TRANSACTIONS:

- The Jefferson City, Mo., native was originally selected by the Denver Broncos in the first round (28th overall) of the 2013 NFL Draft.
- Signed by the Titans as an unrestricted free agent on March 14, 2017.

SEASON RECAPS:

2017 (3/2 - Tennessee):

- Against Oakland (9/10), started at nose tackle in his Titans debut and posted two tackles.
- At Jacksonville (9/17), started at nose tackle and collected a tackle.
- Against Seattle (9/24), played as a reserve at nose tackle.

2016 (16/16 - Denver): Started all 16 games for the first time in his career, totaling a career-high 29 tackles, one sack and one pass defended.

- At Tampa Bay (10/2), notched two solo tackles and one sack, dropping Jameis Winston for a seven-yard loss.
- At San Diego (10/13), posted three tackles.
- Against Houston (10/24), notched three tackles.
- At Oakland (11/6), matched his career high with five tackles.
- At New Orleans (11/13), tallied three solo tackles.
- Against Kansas City (11/27), recorded one solo tackle and one pass defended

2015 (15/15, 3/3 - Denver): Opened all 15 regular season games played, finishing with a then-career-best 25 tackles and a career-high 2.5 sacks for the league's top-ranked defense (283.1 yards per game). Tallied a pair of tackles and one pass defended in Denver's three postseason contests.

- At Detroit (9/27), posted three tackles and one sack.
- Against Minnesota (10/4), notched a half sack and four tackles.

- At Oakland (10/11), blocked a 38-yard field goal attempt and added a tackle.

- Against Carolina (2/7), posted two tackles and a pass defended in Denver's Super Bowl 50 victory against the Panthers.

2014 (16/13, 1/0 - Denver): Played all 16 games in the regular season, including 13 starts. He totaled 21 tackles and one pass defended while contributing to a defensive line that allowed just 79.8 rushing yards per game—the lowest single-season figure in team history and second-best mark in the NFL in 2014.

- At Seattle (9/21), recorded a season-high four tackles.

2013 (13/4, 3/3 - Denver): Appeared in 13 games with four starts as a rookie, totaling 19 tackles, two sacks, five tackles for loss and one fumble recovery. Contributed two tackles on special teams. Started all three playoff games and totaled three postseason tackles.

- Against Baltimore (9/5), recorded one solo tackle for loss in his NFL debut.
- Against Tennessee (12/8), recorded his first career NFL start.
- Against San Diego (12/12), registered his first career sack and tallied a career-best five tackles.
- At Houston (12/22), led the defense with three tackles for loss.
- At Oakland (12/29), recorded his first career fumble recovery.
- Against Seattle (2/2/14), started and posted two tackles in Super Bowl XLVIII.

COLLEGE:

- Started all 45 games played during his collegiate career at the University of North Carolina (2011-12) and Coffeyville Community College (2009-10), totaling 184 tackles (84 solo), 15.5 sacks, one interception, five passes defended, two forced fumbles and four blocked kicks.
- Named a first-team All-America and All-Atlantic Coast Conference selection following his senior campaign for the Tar Heels in which his six sacks tied for the league lead among defensive tackles.
- Started all 13 games in his first season at North Carolina in 2011 and was the recipient of the team's Jeffrey Cowell Memorial Award given to the outstanding first-year player for the defense.
- Opened all 20 contests at Coffeyville C.C., working his way up from a walk-on in 2009 to a first-team All-Kansas Jayhawk Community College Conference pick in 2010.
- Graduated from North Carolina with a degree in communications.

PERSONAL:

- Played just one season of prep football at Jefferson City (Mo.) High School, making the team as a 310-pound senior and helping the school achieve a final ranking of No. 12 in the state and win the Freelance Football League title.
- Follow Williams on Twitter at @Sylwil92.
- Follow Williams on Snapchat at @Slynineduece.
- Born Sylvester Williams on Nov. 21, 1988 in Jefferson City, Mo.

SYLVESTER WILLIAMS' NFL STATISTICS

REGULAR SEASON				TACKLES							INTERCEPTIONS					FUMBLES			
Year	Team	GP	GS	Tot	Solo	Asst	Sk	Yds	QBP	TFL	No	Yds	Lg	TD	PD	FF	FR	Yds	SpT
2013	Denver	13	4	19	12	7	2.0	8.0	NA	5	0	0	-	0	0	0	1	0	2
2014	Denver	16	13	21	17	4	0.0	0.0	NA	0	0	0	-	0	1	0	0	0	0
2015	Denver	15	15	25	18	7	2.5	6.0	NA	0	0	0	-	0	0	0	0	0	0
2016	Denver	16	16	29	20	9	1.0	7.0	NA	0	0	0	-	0	1	0	0	0	0
2017	Tennessee	3	2	3	1	2	0.0	0.0	0	0	0	0	0	0	0	0	0	0	0
NFL Totals		63	50	97	68	29	5.5	21.0	0	5	0	0	0	0	2	0	1	0	2

PLAYOFFS				TACKLES							INTERCEPTIONS					FUMBLES			
Year	Team	GP	GS	Tot	Solo	Asst	Sk	Yds	QBP	TFL	No	Yds	Lg	TD	PD	FF	FR	Yds	SpT
2013	Denver	3	3	3	2	1	0.0	0.0	NA	0	0	0	-	0	0	0	0	0	0
2014	Denver	1	0	1	1	0	0.0	0.0	NA	0	0	0	-	0	0	0	0	0	0
2015	Denver	3	3	2	1	1	0.0	0.0	NA	0	0	0	-	0	1	0	0	0	0
NFL Totals		7	6	6	4	2	0.0	0.0	NA	0	0	0	-	0	1	0	0	0	0

Single-Game Highs

Tackles - 5 (Three times, last at Oakland, 11/6/16)

Sacks - 1 (Five times, last at Tampa Bay, 10/2/16)

Fumble Recovery - 1 at Oakland (12/29/13)

Passes Defensed - 1 (Twice, last vs. Kansas City, 11/27/16)

Playoff Single-Game Highs

Tackles - 2 (Twice, last vs. Carolina, 2/7/16)

Passes Defensed - 1 vs. Carolina (2/7/16)

Additional Statistics

Blocked Field Goals - 1 at Oakland, 10/11/15



54 AVERY WILLIAMSON

LINEBACKER • 6'1" • 246 LBS • COLLEGE: KENTUCKY
ACQUIRED: 5TH ROUND - 2014 • NFL EXPERIENCE (NFL/TITANS): 4/4
HOMETOWN: MILAN, TENN.
GAMES PLAYED/GAMES STARTED: 50/46 (PLAYOFFS: 0/0)



PRO: The Titans used their fifth-round pick in the 2014 NFL Draft on Kentucky linebacker Avery Williamson. The 6-foot-1-inch, 246-pound defender entered the NFL with a reputation as an aggressive, downhill, sure-tackling inside linebacker. In 2016, Williamson led the team with 149 tackles and became the first player in the Titans era to start his career with back-to-back-to-back 100-tackle seasons. He had one of the most productive seasons of any Titans defensive rookie in recent memory in 2014. Even though he did not record his first start until Week 5, he produced 107 tackles to rank third on the team and record the highest tackle total by a rookie in the "Titans era" (1999–present).

CAREER HIGHLIGHTS:

- In 2016, Williamson led the team in tackles for the second consecutive season with 149 stops.
- In 2015, Williamson led the team with 137 tackles and ranked third on the squad with nine tackles for loss. He became the first player in the Titans era to start his career with back-to-back 100-tackle seasons.
- As a rookie, Williamson saw action in all 16 games with 12 starts at linebacker and ranked third on the team with 107 tackles. He also tied for third on the squad with three sacks.
- As a senior at Kentucky, Williamson was a team captain and led the squad in tackles for the second consecutive season. His 102 tackles tied for fourth place in the SEC.

TITANS TIDBITS:

- Williamson grew up in the West Tennessee town of Milan, which is approximately a two-hour drive from Nashville. He lists Eddie George, Steve McNair and Jevon Kearse as his favorite Titans as a child.
- During the 2016 offseason, Williamson spent time as an analyst on the set of NFL Network.
- One of Williamson's "bucket list" items is to see the pyramids in Egypt.
- In 2013, he was chosen to represent the Kentucky football program on a one-week educational/service trip in Ethiopia.

CAREER TRANSACTIONS:

- The Milan, Tenn., native was selected by the Titans in the fifth round (151st overall) of the 2014 NFL Draft.

SEASON RECAPS:

2017 (3/3): Ranks second on the team with 27 tackles. Has tied for the team lead in tackles once in 2017 (vs. OAK). Has tied for the team lead in passes defended once in 2017 (at JAX).

- Against Oakland (9/10), started at linebacker and tied for the team lead with 10 tackles. Stopped DeAndre Washington for no gain on a rush off right tackle in the final stanza.
- At Jacksonville (9/17), started at linebacker and collected nine tackles and a pass defended. Tipped a pass intended for Marqise Lee that was then intercepted by Curtis Riley in the second quarter.
- Against Seattle (9/24), started at linebacker and notched eight tackles.

2016 (16/16): Started all 16 games at linebacker and led the team for the second consecutive season with 149 tackles. Led or tied for the team lead in tackles 13 times in 2016 (vs. MIN, at DET, vs. OAK, at HOU, at MIA, vs. CLE, vs. IND, vs. JAX, at SD, at IND, at CHI, vs. DEN, vs. HOU). Tied for the team lead in sacks twice in 2016 (vs. CLE, vs. JAX).

- Against Minnesota (9/11), started at linebacker and led the team with 10 tackles, including a stop for loss and a quarterback pressure. Teamed with Sean Spence to stuff Adrian Peterson for a two-yard loss on the rush off left tackle in the second quarter.

- At Detroit (9/18), started at linebacker and led the team with 11 tackles before leaving the game early in the fourth quarter with an injury.

- Against Oakland (9/25), started at linebacker and led the team with 13 tackles with an interception and a quarterback pressure. Intercepted a Derek Carr pass that was deflected by Jason McCourty at the Tennessee 26-yard line in the fourth quarter.

- At Houston (10/2), started at linebacker and recorded a team-best 15 tackles, including a stop for loss. Teamed with Karl Klug to stuff Alfred Blue for no gain on a rush off left guard in the second quarter.

- Against Cleveland (10/16), started at linebacker and led the team with 10 tackles, including a sack and two quarterback pressures. Dropped Cody Kessler for a five-yard sack early in the fourth quarter.

- Against Indianapolis (10/23), started at linebacker and led the team with nine tackles. Combined with Jurrell Casey to stonewall Robert Turbin for no gain on a rush up the middle in the final stanza.

- Against Jacksonville (10/27), started at linebacker and tied for the team lead with eight tackles, including a sack and a quarterback pressure. Halted a Jaguars' drive by dropping Blake Bortles for a nine-yard sack on third-and-six late in the second quarter.

- At Indianapolis (11/20), started at inside linebacker and led the team with 10 tackles while adding a quarterback pressure. Combined with Wesley Woodyard to stop Frank Gore for no gain on a rush off right tackle late in the fourth quarter.

- Against Denver (12/11), started at inside linebacker and tied for the team lead with seven tackles, a stop for loss and a forced fumble. Stonewalled Devontae Booker for no gain on a third-and-one rush up the middle late in the first quarter. Sealed the win by forcing an A.J. Derby fumble that was recovered by Daimion Stafford with 53 seconds left to play in the fourth quarter.

- At Kansas City (12/18), started at inside linebacker and tallied seven tackles, including a stop for loss and a quarterback pressure. Got the Titans' offense the ball back late in the fourth quarter by stuffing Alex Smith for no gain on a third-and-two rush late in the fourth quarter.

- Against Houston (1/1), started at inside linebacker and led the team with 11 tackles, including two stops for loss and a quarterback pressure. Stuffed Jonathan Grimes for a two-yard loss on a rush up the middle early in the second quarter.

2015 (15/15): Started 15 games at inside linebacker and led the team with 137 tackles. Became the first player in the Titans era to start his career with back-to-back 100-tackle seasons. Ranked third on the squad with nine tackles for loss. Registered 3.5 sacks, 13 quarterback pressures and an interception. Was inactive for one contest. Led or tied for the team lead in tackles six times in 2015 (vs. IND, at NO, vs. CAR, vs. OAK, at NE at IND). Led or tied for the team lead in tackles for loss four times in 2015 (vs. CAR, at JAX, vs. OAK, vs. HOU). Led or tied for the team lead in sacks twice in 2015 (at JAX, vs. OAK). Tied for the team lead in quarterback pressures once in 2015 (vs. CAR). Registered a career-best 16 tackles against Carolina (11/15/15).

- Against Indianapolis (9/27), started at inside linebacker and led the team with a then career-high tying 12 tackles. Stuffed Frank Gore for no gain on a rush off right tackle in the first quarter.

- Against Buffalo (10/11), started at linebacker and finished second on the team with nine tackles, including a sack, a tackle for loss and a quarterback pressure. Dropped Tyrod Taylor for a 12-yard sack in the third quarter.

- Against Atlanta (10/25), started at inside linebacker and amassed five tackles and his first career interception. Teamed with Wesley Woodyard to stuff Devonta Freeman for no gain on a rush off left guard early in the fourth quarter. Intercepted a deflected Matt Ryan fourth-and-goal pass in the end

zone late in the fourth quarter.

- At New Orleans (11/8), started at inside linebacker and tied for the team lead with 10 tackles, including two quarterback pressures. Teamed with Angelo Blackson to stuff Mark Ingram for a one-yard loss on a rush off right tackle in the final stanza. Stonewalled Ingram for no gain on a run off right guard in the fourth quarter.
- Against Carolina (11/15), started at inside linebacker and led the team with a career-high 16 tackles, including a half sack, three tackles for loss and two quarterback pressures. Stonewalled Jonathan Stewart for a one-yard loss on a rush off right end in the first quarter. Stuffed Stewart for a two-yard loss on a rush off left tackle in the third stanza. Combined with David Bass to drop Cam Newton for a nine-yard sack late in the third quarter.
- At Jacksonville (11/19), started at inside linebacker and collected five tackles, a sack, three tackles for loss and a quarterback pressure. Combined with Wesley Woodyard to stuff Denard Robinson for no gain on a rush up the middle in the third quarter. Ended a Jaguars' drive by sacking Blake Bortles for a five-yard loss on third-and-nine in the fourth quarter. Stuffed T.J. Yeldon for no gain on a third-and-one carry up the middle late in the fourth quarter.
- Against Oakland (11/29), started at inside linebacker and led the team with 13 tackles, a sack, a stop for loss and a quarterback pressure. Dropped Derek Carr for a seven-yard sack in the first quarter.
- At New England (12/20), started at inside linebacker and led the team with 15 tackles. Combined with DaQuan Jones to stuff Brandon Bolden for no gain on a rush off right tackle in the final stanza.
- At Indianapolis (1/3), started at inside linebacker and led the team with 10 tackles with a quarterback pressure.

2014 (16/12): Appeared in 16 games with 12 starts at linebacker and ranked third on the team with 107 tackles in his rookie campaign. Tied for third on the squad with three sacks. Posted eight quarterback pressures, eight stops for loss, four passes defended and two fumble recoveries. Recorded seven special teams tackles on coverage units. Led or tied for the team lead in tackles three times in 2014 (vs. HOU, at BAL, vs. PIT). Led or tied for the team lead in sacks twice in 2014 (vs. HOU, vs. PIT). Tied for the team lead in passes defended twice in 2014 (vs. CLE, at HOU). Led or tied for the team lead in quarterback pressures three times in 2014 (at BAL, vs. PIT, at HOU). Registered his first career NFL start against Cleveland (10/5/14). Made his NFL debut at Kansas City (9/7/14).

- At Kansas City (9/7), made his NFL debut as a reserve on special teams.
- At Cincinnati (9/21), played as a reserve at linebacker and posted four tackles, including a stop for loss. Stonewalled Jeremy Hill for a two-yard loss on a rush off right guard in the second quarter.
- At Indianapolis (9/28), saw significant action as a reserve inside linebacker and finished second on the team with nine tackles.
- Against Cleveland (10/5), made his first career start at inside linebacker and finished second on the team with nine tackles and two passes defended. Halted a Browns' drive by breaking up a third-and-five pass intended for Jordan Cameron late in the second quarter. Broke up a pass intended for Cameron on third-and-three late in the third stanza.
- Against Jacksonville (10/12), started at inside linebacker and totaled seven tackles, including a stop for loss and a fumble recovery. Stopped Jordan Todman for no gain on a rush up the middle in the first stanza. Stuffed Todman for a one-yard loss on a rush off left end in the second quarter. Ended a potential Jaguars' scoring drive by recovering a Cecil Shorts III fumble that was forced by Jason McCourty at the Titans' eight-yard line in the fourth quarter.
- At Washington (10/19), started at inside linebacker and collected nine tackles and a fumble recovery. Recovered a Kirk Cousins fumble that was forced by a Derrick Morgan strip-sack in the first quarter.
- Against Houston (10/26), started at linebacker and led the team with 11 tackles, including a sack, two tackles for loss, a pass defended and a quarterback pressure. Stonewalled Arian Foster for a four-yard loss on a screen pass in the first quarter. Stopped Alfred Blue for no gain on a rush up the middle in the opening quarter. Registered his first career sack by dropping Ryan Fitzpatrick for a seven-yard loss in the second quarter. Knocked down a pass intended for Damaris Johnson in the second quarter.
- At Baltimore (11/9), started at linebacker and led the team with a career-best 12 tackles, including two stops for loss and two quarterback pressures. Stuffed Justin Forsett for a two-yard loss on a rush off left tackle in the second quarter. Stonewalled Steve Smith for no gain on a short pass early in the third quarter. Stopped Forsett for a three-yard loss on a rush off right end in the final stanza. Notched a special teams tackle on coverage units.
- Against Pittsburgh (11/17), started at linebacker and tied for the team

lead with nine tackles, including a career-best two sacks, a team-high three quarterback pressures and a stop for loss. Teamed with Derrick Morgan to sack Ben Roethlisberger for a one-yard loss in the second quarter. Combined with Wesley Woodyard to sack Roethlisberger for an eight-yard loss in the third quarter. On the next play, ended a Steelers' drive by sacking Roethlisberger for an eight-yard loss on third-and-14. Collected a special teams tackle.

- At Houston (11/30), started at linebacker and notched six tackles, two quarterback pressures and a pass defended. Teamed with Derrick Morgan to stop Damaris Johnson for a seven-yard loss on a reverse in the fourth quarter. Batted down a pass intended for Foster in the fourth quarter.
- Against N.Y. Giants (12/7), started at linebacker and totaled eight tackles, including a stop for loss. Notched a special teams tackle. Teamed with Jurrell Casey to stonewall Andre Williams for a three-yard loss on a rush off left tackle in the second quarter. Stuffed Williams for no gain on a rush up the middle in the second stanza.

COLLEGE:

- In a four-year career at Kentucky, Williamson played in 49 games with 21 starts. He finished his career with 296 total tackles, including double-digit tackles in 12 career contests. After primarily serving on special teams in his first two years, he went over the 100-tackle mark as a junior (135) and senior (102).
- As a senior (2013), played in 12 games with 11 starts and finished the season as Kentucky's leading tackler for the second consecutive year, posting 102 total tackles to tie for fourth in the SEC. Additionally, he posted four tackles for loss, one sack, three quarterback hurries and two fumble recoveries. Served as captain in all 12 games. Had double-digit tackles in four games. Named All-SEC first team by CollegeSportsMadness.com. Earned All-SEC second-team honors from Associated Press, SEC Coaches, ESPN.com, Phil Steele's College Football and Athlon Sports. Also named to the SEC Community Service Team.
- As a junior (2012), registered 10 starts in 12 games and finished first on the team, second in the SEC and placed seventh nationally with 135 total tackles. Earned second-team All-SEC honors from CollegeSportsMadness.com and third-team All-SEC by Phil Steele's College Football. Had eight double-figure tackle performances. Recorded a streak of four games with at least 13 tackles in each game, the first UK player to do so since Randy Holleran in 1990. Additional contributions during the season included 4.5 tackles for loss, three sacks, an interception, four passes defended, two forced fumbles and a fumble recovery.
- As a sophomore (2011), played in all 12 games and registered 49 tackles, a tackle for loss, an interception, a pass defended and a forced fumble. Recorded at least two tackles in every game.
- As a freshman (2010), played in all 13 games, helping give the Wildcats depth at middle linebacker and totaled 10 tackles and one pass breakup.
- At the 2014 NFL Scouting Combine, he placed sixth among linebackers with a 4.66-second 40-yard dash and third among his position group with a 4.07-second short shuttle.
- Graduated in 2014 with a degree in integrated strategic communications.

PERSONAL:

- Attended Milan (Tenn.) High School, where he was a first-team Class AAA All-State linebacker as tabbed by the Tennessee Sports Writers Association. Led Milan to consecutive state championship finals with identical 14-1 records as a junior and senior. Named Region Defensive Player of the Year as a junior and senior. Named one of the top 15 players in Tennessee by Rivals.com.
- As a senior, named West Tennessee Player of the Year by the *Jackson Sun*. Made 125 tackles with one interception during the regular season in his senior year, and he also rushed for 416 yards and seven touchdowns at fullback.
- As a junior, collected 119 tackles, including 21 for loss. He set a Tennessee state championship game record with 22 tackles in the title contest.
- Was named the Outstanding Senior of his graduating high school class, recognizing academics, character and athletics. He was also a member of the honor-student club and the Spanish Club.
- At Kentucky, he was active in the community, participating in the Big Blue U Move-In (2011, 2012), the God's Pantry project (2012, 2013), Read Across America (2012, 2013), Salvation Army bellringing (2012), the "Be the Match" bone marrow drive (2012) and several school visits.
- List of favorites: (movie) "Friday"; (TV show) "Chappelle's Show"; (music

artist) Yo Gotti; (school subject) public speaking; (car) Lamborghini; (books) mysteries; (food) baked chicken; and (athlete as a child) Ray Lewis.

- Follow Williamson on Twitter and Instagram at @AWilliamson54.
- Born Avery Milton Williamson on March 9, 1992 in Cleveland, Ohio.

AVERY WILLIAMSON'S GAME-BY-GAME

2014 Tennessee Titans

Date	Opp	W/L	P/S	Tot	Solo	Asst	Sk	- Yds	QBP	TFL	Int	- Yds	-TD	PD	FF	FR	- Yds	SpT	
Sept 7	@ KC	W	p	0	0	0	0.0	0.0	0	0	0	0	0	0	0	0	0	0	0
Sept 14	Dal	L	p	0	0	0	0.0	0.0	0	0	0	0	0	0	0	0	0	0	0
Sept 21	@ Cin	L	p	4	2	2	0.0	0.0	0	1	0	0	0	0	0	0	0	0	0
Sept 28	@ Ind	L	p	9	6	3	0.0	0.0	0	0	0	0	0	0	0	0	0	0	0
Oct 5	Cle	L	S	9	4	5	0.0	0.0	0	0	0	0	0	2	0	0	0	1	1
Oct 12	Jax	W	S	7	3	4	0.0	0.0	0	1	0	0	0	0	1	41	0	1	41
Oct 19	@ Was	L	S	9	5	4	0.0	0.0	0	0	0	0	0	0	0	1	2	0	0
Oct 26	Hou	L	S	11	8	3	1.0	7.0	1	2	0	0	0	1	0	0	0	0	0
Nov 9	@ Bal	L	S	12	7	5	0.0	0.0	2	2	0	0	0	0	0	0	0	0	1
Nov 17	Pit	L	S	9	3	6	2.0	12.5	3	1	0	0	0	0	0	0	0	0	1
Nov 23	@ Phi	L	S	6	4	2	0.0	0.0	0	0	0	0	0	0	0	0	0	0	2
Nov 30	@ Hou	L	S	6	2	4	0.0	0.0	2	0	0	0	0	1	0	0	0	0	0
Dec 7	NYG	L	S	8	3	5	0.0	0.0	0	1	0	0	0	0	0	0	0	0	1
Dec 14	NYJ	L	S	6	4	2	0.0	0.0	0	0	0	0	0	0	0	0	0	0	0
Dec 18	@ Jax	L	S	5	2	3	0.0	0.0	0	0	0	0	0	0	0	0	0	0	1
Dec 28	Ind	L	S	6	2	4	0.0	0.0	0	0	0	0	0	0	0	0	0	0	0
Totals				2-14	16/12	107	55	52	3.0	19.5	8	8	0	0	4	0	2	43	7

2015 Tennessee Titans

Date	Opp	W/L	P/S	Tot	Solo	Asst	Sk	- Yds	QBP	TFL	Int	- Yds	-TD	PD	FF	FR	- Yds	SpT	
Sept 13	@ TB	W	S	5	2	3	0.0	0.0	1	0	0	0	0	0	0	0	0	0	0
Sept 20	@ Cle	L	S	6	3	3	0.0	0.0	0	0	0	0	0	0	0	0	0	0	0
Sept 27	Ind	L	S	12	8	4	0.0	0.0	0	0	0	0	0	0	0	0	0	0	0
Oct 11	Buf	L	S	9	7	2	1.0	12.0	1	1	0	0	0	0	0	0	0	0	0
Oct 18	Mia	L	IA																
Oct 25	Atl	L	S	5	4	1	0.0	0.0	0	0	1	0	0	1	0	0	0	0	0
Nov 1	@ Hou	L	S	7	2	5	0.0	0.0	2	0	0	0	0	0	0	0	0	0	0
Nov 8	@ NO	W	S	10	6	4	0.0	0.0	2	0	0	0	0	0	0	0	0	0	0
Nov 15	Car	L	S	16	9	7	0.5	4.5	2	3	0	0	0	0	0	0	0	0	0
Nov 19	@ Jax	L	S	5	3	2	1.0	5.0	1	3	0	0	0	0	0	0	0	0	0
Nov 29	Oak	L	S	13	7	6	1.0	7.0	1	1	0	0	0	0	0	0	0	0	0
Dec 6	Jax	W	S	8	4	4	0.0	0.0	1	0	0	0	0	0	0	0	0	0	0
Dec 13	@ NYJ	L	S	7	2	5	0.0	0.0	1	0	0	0	0	0	0	0	0	0	0
Dec 20	@ NE	L	S	15	9	6	0.0	0.0	0	0	0	0	0	0	0	0	0	0	0
Dec 27	Hou	L	S	9	5	4	0.0	0.0	0	1	0	0	0	0	0	0	0	0	0
Jan 3	@ Ind	L	S	10	8	2	0.0	0.0	1	0	0	0	0	0	0	0	0	0	0
Totals				3-13	15/15	137	79	58	3.5	28.5	13	9	1	0	0	1	0	0	0

2016 Tennessee Titans

Date	Opp	W/L	P/S	Tot	Solo	Asst	Sk	- Yds	QBP	TFL	Int	- Yds	-TD	PD	FF	FR	- Yds	SpT	
Sept 11	Min	L	S	10	4	6	0.0	0.0	1	1	0	0	0	0	0	0	0	0	0
Sept 18	@ Det	W	S	11	6	5	0.0	0.0	0	0	0	0	0	0	0	0	0	0	0
Sept 25	Oak	L	S	13	4	9	0.0	0.0	1	0	1	0	0	1	0	0	0	0	0
Oct 2	@ Hou	L	S	15	9	6	0.0	0.0	0	1	0	0	0	0	0	0	0	0	0
Oct 9	@ Mia	W	S	8	3	5	0.0	0.0	0	0	0	0	0	0	0	0	0	0	0
Oct 16	Cle	W	S	10	6	4	1.0	5.0	2	0	0	0	0	0	0	0	0	0	0
Oct 23	Ind	L	S	9	5	4	0.0	0.0	0	0	0	0	0	0	0	0	0	0	0
Oct 27	Jax	W	S	8	6	2	1.0	9.0	1	0	0	0	0	0	0	0	0	0	0
Nov 6	@ SD	L	S	10	4	6	0.0	0.0	0	0	0	0	0	0	0	0	0	0	0
Nov 13	GB	W	S	3	2	1	0.0	0.0	0	0	0	0	0	0	0	0	0	0	0
Nov 20	@ Ind	L	S	10	7	3	0.0	0.0	1	0	0	0	0	0	0	0	0	0	0
Nov 27	@ Chi	W	S	11	6	5	0.0	0.0	1	0	0	0	0	0	0	0	0	0	0
Dec 11	Den	W	S	7	2	5	0.0	0.0	0	1	0	0	0	0	1	0	0	0	0
Dec 18	@ KC	W	S	7	3	4	0.0	0.0	1	1	0	0	0	0	0	0	0	0	0
Dec 24	@ Jax	L	S	6	3	3	0.0	0.0	0	0	0	0	0	0	0	0	0	0	0
Jan 1	Hou	W	S	11	6	5	0.0	0.0	1	2	0	0	0	0	0	0	0	0	0
Totals				9-7	16/16	149	76	73	2.0	14.0	9	6	1	0	0	1	1	0	0

2017 Tennessee Titans

Date	Opp	W/L	P/S	Tot	Solo	Asst	Sk	- Yds	QBP	TFL	Int	- Yds	-TD	PD	FF	FR	- Yds	SpT	
Sept 10	Oak	L	S	10	5	5	0.0	0.0	0	0	0	0	0	0	0	0	0	0	0
Sept 17	@ Jax	W	S	9	4	5	0.0	0.0	0	0	0	0	0	0	1	0	0	0	0
Sept 24	Sea	W	S	8	6	2	0.0	0.0	0	0	0	0	0	0	0	0	0	0	0
Oct 1	@ Hou																		
Oct 8	@ Mia																		
Oct 16	Ind																		
Oct 22	@ Cle																		
Nov 5	Bal																		
Nov 12	Cin																		
Nov 16	@ Pit																		
Nov 26	@ Ind																		
Dec 3	Hou																		
Dec 10	@ Ari																		
Dec 17	@ SF																		
Dec 24	LAR																		
Dec 31	Jax																		
Totals				2-1	3/3	27	15	12	0.0	0.0	0	0	0	0	0	0	1	0	0

AVERY WILLIAMSON'S NFL STATISTICS

REGULAR SEASON

Year	Team	GP	GS	TACKLES						INTERCEPTIONS					FUMBLES				
				Tot	Solo	Asst	Sk	Yds	QBP	TFL	No	Yds	Lg	TD	PD	FF	FR	Yds	SpT
2014	Tennessee	16	12	107	55	52	3.0	19.5	8	8	0	0	0	0	4	0	2	43	7
2015	Tennessee	15	15	137	79	58	3.5	28.5	13	9	1	0	0	0	1	0	0	0	0
2016	Tennessee	16	16	149	76	73	2.0	14.0	9	6	1	0	0	0	1	1	0	0	0
2017	Tennessee	3	3	27	15	12	0.0	0.0	0	0	0	0	0	0	1	0	0	0	0
NFL Totals		50	46	420	225	195	8.5	62.0	30	23	2	0	0	0	7	1	2	43	7

Single-Game Highs

Tackles - 16 vs. Carolina (11/15/15)

Sacks - 2 vs. Pittsburgh (11/17/14)

Tackle For Loss - 3 (Twice, last at Jacksonville 11/19/15)

Quarterback Pressures - 3 vs. Pittsburgh (11/17/14)

Interceptions - 1 (Twice, last vs. Oakland 9/25/16)

Forced Fumbles - 1 vs. Denver (12/11/16)

Fumble Recovery - 1 (Twice, last at Washington 10/19/14)

Passes Defensed - 2 vs. Cleveland (10/5/14)



59 WESLEY WOODYARD

LINEBACKER • 6'0" • 233 LBS • COLLEGE: KENTUCKY
ACQUIRED: UNRESTRICTED FREE AGENT (DEN) - 2014
NFL EXPERIENCE (NFL/TITANS): 10/4 • HOMETOWN: LAGRANGE, GA.
GAMES PLAYED/GAMES STARTED: 138/81 (PLAYOFFS: 6/1)



C Captain: 2014, 2015, 2016, 2017

PRO: The Titans signed Wesley Woodyard during the 2014 unrestricted free agency period, adding veteran leadership to the linebacking corps. Following his career at the University of Kentucky, the 6-foot, 233-pounder went undrafted and signed a free agent contract with the Denver Broncos. Woodyard spent six seasons in Denver and appeared 87 career regular season games, totaling 396 tackles, eight sacks, five interceptions, six forced fumbles and one fumble recovery. He was also a six-time team captain during his tenure with the Broncos.

CAREER HIGHLIGHTS:

- In 2016, Woodyard saw action in all 16 games and ranked second on the team with 88 tackles, while leading the squad with seven tackles for loss.
- In 2015, Woodyard finished second on the team with 110 tackles and third on the squad with five sacks.
- In his first season with the Titans in 2014, Woodyard started all 16 games at linebacker and led the team with a career-high 134 tackles.
- Represented the only player in the NFL in 2012 — and just the 12th player in the last 30 years — to record at least 100 tackles, five sacks and three interceptions in a single season. Posted career highs in starts (14), tackles (114), sacks (5.5), interceptions (3), passes defensed (6) and fumble recoveries (1).
- In 2011, started seven games for the Broncos and finished second on the club with 87 tackles to go along with two passes defensed and two forced fumbles.
- In 2008, was the only Bronco to rank among the top eight on the team in both defensive tackles (54 - 8th) and special-teams stops (11 - T1st) while seeing time in all 16 games with six starts as a rookie.

TITANS TIDBITS:

- Woodyard has been a captain in his first three seasons with the Titans. He joined Hall of Fame running back Floyd Little as the only players in Broncos franchise history to serve as a captain in each of their first five years with the club. In 2004, Woodyard also became the first-ever Kentucky freshman to serve as a team captain.
- Woodyard is the co-founder of The 16Ways Foundation which recognizes an emotional need for at-risk youth. The Foundation works on a national level to develop and implement workshops, seminars, camps, and other activities. These events are designed to build self-esteem, promote responsibility for one's own actions and overcoming obstacles, and demonstrate the importance of academics, knowledge of career options, professional development, community involvement, and mental and physical fitness among youth of all socio-economic backgrounds. The Foundation's primary focus is to work with at-risk youth between the ages of 8 and 18 and a secondary focus on adults in employment transition.
- During the 2016 and 2017 offseasons, Woodyard's 16Ways Foundation hosted a youth football and cheer camp, as well as a charity golf outing in Lexington, Ky.
- Woodyard was a three-time nominee for the Walter Payton NFL Man of the Year while with the Broncos in 2010-11 and 2013.

CAREER TRANSACTIONS:

- The LaGrange, Ga., native was originally signed by the Denver Broncos as a rookie free agent on April 28, 2008.
- Signed by the Titans as an unrestricted free agent on March 14, 2014.

SEASON RECAPS:

2017 (3/3 - Tennessee): Leads the team with 38 tackles and four stops

for loss. Has led or tied for the team lead in tackles three times in 2017 (vs. OAK, at JAX, vs. SEA). Has tied for the team lead in sacks once in 2017 (vs. OAK).

- Against Oakland (9/10), started at linebacker and tied for the team lead with 10 tackles, including a sack, a stop for loss and a quarterback pressure. Dropped Derek Carr for a five-yard sack in the second quarter.
- At Jacksonville (9/17), started at linebacker. Led the team and tied a career-best with 15 tackles, including a stop for loss. Teamed with Adoree' Jackson to stuff Leonard Fournette for a one-yard loss on a rush off right end in the opening quarter. Stopped Chris Ivory for a two-yard loss on a short pass in the third quarter.
- Against Seattle (9/24), started at linebacker and notched a team-best 13 tackles, including two tackles for loss and three quarterback pressures. Stuffed Chris Carson for no gain on a rush off right tackle in the opening quarter. Stonewalled Carson for a one-yard loss on a rush off right tackle in the third stanza. Stopped C.J. Prosise for a one-yard loss on a rush off left guard late in the third quarter.

2016 (16/10 - Tennessee): Played in all 16 games with 10 starts at linebacker and ranked second on the team with 88 tackles. Led the squad with seven tackles for loss. Registered two sacks, an interception, eight quarterback pressures and six passes defensed. Collected six special teams tackles on coverage units. Led or tied for the team lead in tackles twice in 2016 (at SD, at KC). Led or tied for the team lead in sacks twice in 2016 (vs. CLE, at SD). Led or tied for the team lead in passes defensed twice in 2016 (at MIA, at CHI). Tied for the team lead in special teams tackles twice in 2016 (vs. MIN, at IND).

- Against Minnesota (9/11), started at linebacker and collected six tackles, two quarterback pressures and a pass defensed. Notched a special teams tackle on coverage units.
- At Detroit (9/18), saw significant action as a reserve at linebacker and posted eight tackles. Teamed with Angelo Blackson to stuff Theo Riddick for a one-yard loss on a rush off left tackle in the second quarter.
- At Houston (10/2), started at linebacker and recorded five tackles, including two stops for loss and two quarterback pressures. Shot through the line and stuffed Lamar Miller for a three-yard loss on a rush off right end in the second quarter. Stopped Miller for no gain on a rush up the middle in the fourth quarter.
- Against Cleveland (10/16), started at linebacker and notched five tackles, including a sack and two quarterback pressures. Dropped Cody Kessler for a sack early in the opening stanza.
- At San Diego (11/6), played as a reserve at linebacker and tied for the team lead with 10 tackles, including a sack, a tackle for loss and a quarterback pressure. Stuffed Melvin Gordon for a two-yard loss on a rush off left tackle in the first quarter. Halted a Chargers' drive by dropping Philip Rivers for a seven-yard sack on third-and-16 in the second quarter.
- At Indianapolis (11/20), started at linebacker and recorded eight tackles. Tied for the team lead with a special teams tackle. Teamed with Angelo Blackson to stuff Frank Gore for no gain on a rush off right tackle in the first quarter. Combined with Derrick Morgan to stuff Gore for no gain on a rush up the middle in the second stanza. Combined with Avery Williamson to stop Gore for no gain on a rush off right tackle late in the fourth quarter.
- At Chicago (11/27), saw significant action as a reserve at inside linebacker and registered eight tackles, including a stop for loss. Posted a team-best three passes defensed, including his first interception of the season. Intercepted a Matt Barkley pass intended for Ben Braunecker and returned it 21 yards midway through the second quarter. Tackled Eddie Royal for a six-yard loss on a short pass in the second quarter. Broke up a pass intended for Jordan Howard in the final stanza. Batted down a pass

intended for Daniel Brown at the goalline late in the fourth quarter.

- At Kansas City (12/18), started at linebacker and led the team with eight tackles, including two stops for loss. Stuffed Charcandrick West for a one-yard loss on a rush off right end in the second quarter. Stonewalled Spencer Ware for no gain on a third-and-goal rush from the one-yard line in the second quarter.
- Against Houston (1/1), started at linebacker and registered six tackles, including a stop for loss. Collected a special teams tackle on coverage units. Stopped Jonathan Grimes for a one-yard loss on a rush off right tackle early in the second quarter.

2015 (16/12 - Tennessee): Played in all 16 games with 12 starts at inside linebacker. Ranked second on the team with 110 tackles and third on the squad with five sacks. Registered seven tackles for loss, nine quarterback pressures, three passes defended, a forced fumble and a fumble recovery. Posted six special teams tackles on coverage units. Led or tied for the team lead in tackles five times in 2015 (vs. BUF, vs. ATL, at NO, at JAX, at NYJ). Tied for the team lead in sacks four times in 2015 (at CLE, vs. MIA, vs. CAR, at JAX). Tied for the team lead in quarterback pressures twice in 2015 (vs. MIA, vs. CAR). Led the team in passes defended once in 2015 (at IND). Led the team in tackles for loss once in 2015 (vs. MIA). Tied for the team lead in special teams tackles twice in 2015 (at CLE, vs. HOU).

- At Cleveland (9/20), saw action as a reserve at inside linebacker and amassed a sack and a forced fumble. Collected a special teams tackle on coverage units. Ended a Cleveland drive by sacking Johnny Manziel and forcing a fumble that was recovered by the Browns on third-and-10 in the third quarter.
- Against Buffalo (10/11), started at linebacker and led the team with 10 tackles. Stuffed Boobie Dixon for no gain on a rush up the middle in the second quarter.
- Against Miami (10/18), started at inside linebacker and tallied 11 tackles, including a sack, two stops for loss and a quarterback pressure. Stonewalled Lamar Miller for a two-yard loss on a rush up the middle in the second quarter. Ended a Dolphins' drive by dropping Ryan Tannehill for a 10-yard sack on third-and-10 early in the fourth quarter.
- Against Atlanta (10/25), started at inside linebacker and led the team with 11 tackles. Teamed with Avery Williamson to stuff Devonta Freeman for no gain on a rush off left guard early in the fourth quarter. Met fullback Patrick DiMarco in the air and stoned him for no gain on a third down goalline rush in the fourth quarter.
- At New Orleans (11/8), started at inside linebacker and tied for the team lead with 10 tackles, including a sack, a tackle for loss and a quarterback pressure. Notched a solo special teams stop. Sacked Drew Brees for an 11-yard sack in the third stanza.
- Against Carolina (11/15), started at inside linebacker and tallied 10 tackles, including a sack, two quarterback pressures and a stop for loss. Stuffed Jonathan Stewart for no gain on a rush up the middle in the first quarter. Collected a one-yard sack of Cam Newton in the third quarter. Shot through the line and stuffed Stewart for no gain on a third-down goalline rush in the final stanza.
- At Jacksonville (11/19), started at inside linebacker and tied for the team lead with six tackles, a sack, two stops for loss and a quarterback pressure. Dropped Blake Bortles for a six-yard sack in the second quarter. Combined with Avery Williamson to stuff Denard Robinson for no gain on a rush up the middle in the third quarter. Forced the Jaguars to attempt a field goal by stuffing Robinson for no gain on a third-and-two rush off right end in the third stanza.
- Against Jacksonville (12/6), started at inside linebacker and posted five tackles, a quarterback pressure, a pass defended and a fumble recovery for a touchdown. Combined with Brain Orakpo to stuff T.J. Yeldon for no gain on a rush off left tackle in the second quarter. Collected his first career touchdown by scooping up a botched shotgun snap and diving into the end zone for a three-yard fumble return for a score with 7:46 left to play in the fourth quarter.
- At N.Y. Jets (12/13), started at inside linebacker and tied for the team lead with eight tackles. Collected a special teams tackle on coverage units. Combined with Angelo Blackson to stop Chris Ivory for no gain on a rush up the middle in the third quarter.

2014 (16/16 - Tennessee): Started all 16 games at linebacker and led the team with a career-high 134 tackles in his first season with the Titans. Tied for second on the team with two interceptions and tallied two and a half sacks, nine quarterback pressures, eight stops for loss and four passes defended. Notched two special teams tackles on coverage units. Led or tied for the team lead in tackles six times in 2014 (at KC, at CIN, at IND,

at WAS, vs. NYG, vs. IND). Tied for the team lead in sacks once in 2014 (at KC). Led or tied for the team lead in passes defended twice in 2014 (at IND, at WAS). Was voted a team captain for the 2014 season by his teammates.

- At Kansas City (9/7), started at linebacker and led the team with seven tackles, including a sack and a tackle for loss. Halted a Chiefs' drive by sacking Alex Smith for a three-yard loss on third-and-three on the first possession of the game.
- Against Dallas (9/14), started at linebacker and finished second on the team with 10 tackles. Teamed with Derrick Morgan to stop DeMarco Murray for no gain on a rush off left guard in the third quarter. Stopped Lance Dunbar for no gain on a rush up the middle in the fourth quarter.
- At Cincinnati (9/21), started at linebacker and led the team with 11 tackles, including a stop for loss. Stuffed Ryan Hewitt for no gain on rush up the middle late in the fourth quarter.
- At Indianapolis (9/28), started at linebacker and led the team with 12 tackles, two quarterback pressures, two passes defended, including an interception. Halted a Colts' drive by knocking down a pass intended for T.Y. Hilton on third-and-16 early in the first quarter. Set up the Titans first touchdown by intercepting an Andrew Luck pass intended for Hakeem Nicks late in the second quarter. Stopped Trent Richardson for no gain on a rush off right end early in the fourth quarter.
- At Washington (10/19), started at inside linebacker and led the team with 11 tackles, an interception and a quarterback pressure. Combined with Kamerion Wimbley to stuff Alfred Morris for a three-yard loss on a rush off left end in the second quarter. Set up a Titans' touchdown by intercepting a Kirk Cousins pass intended for Andre Roberts in the second quarter.
- Against Houston (10/26), started at linebacker and posted eight tackles, including two tackles for loss and a quarterback pressure. Stuffed Arian Foster for a two-yard loss on a rush off right tackle in the opening quarter. Combined with Al Woods to stuff Alfred Blue for a one-yard loss on a rush off right tackle late in the third quarter. Stonewalled Blue for a one-yard loss on a rush off right tackle in the fourth quarter.
- Against N.Y. Giants (12/7), played in his 100th career regular season game. Started at linebacker and tied for the team lead with 10 tackles, including a stop for loss and a quarterback pressure. Combined with Ropati Pitoitua to stop Andre Williams for no gain on a rush off right tackle in the fourth quarter.
- At Jacksonville (12/18), started at linebacker and registered five tackles, including a sack, a stop for loss and a quarterback pressure. Collected a special teams stop on coverage units. Dropped Blake Bortles for a five-yard sack in the third quarter.

2013 (14/10, 3/0 - Denver): Was elected a defensive season captain, played 14 games with 10 starts. Earned his third career Broncos' Walter Payton NFL Man of the Year award. Ranked second on the team with 83 tackles and added 1.5 sacks, one interception, three tackles for a loss, eight quarterback hits, four pass breakups and one forced fumble. Played all three playoff contests, finishing with seven tackles.

- Against Baltimore (9/5), finished second on the club with 10 tackles, including half a sack, one tackle for a loss, two quarterback hits and one pass breakup.
- At N.Y. Giants (9/15), finished second with seven tackles and added a pass breakup and a quarterback hit.
- Against Oakland (9/23), tied for the team lead with eight tackles and added half a sack and a pair of quarterback hits.
- Against Philadelphia (9/29), recorded half a sack and finished third on the team with eight tackles.
- At New England (11/24), set a career high with 15 tackles and forced one fumble.
- At Kansas City (12/1), intercepted Alex Smith's pass in the end zone.

2012 (15/14, 1/1 - Denver): Appeared in 15 regular season games, starting a career-high 14 contests, and led the club with 114 tackles (70 solo), to go along with 5.5 sacks (47.5 yds.), three interceptions (40 yds.), six passes defended, one forced fumble and one fumble recovery. Added three special teams stops. Became the only player in the NFL in 2012—and just the 12th player in the last 30 years—to record at least 100 tackles, five sacks and three interceptions in a single season. Named to *USA Today's* All-Joe Team and earned the Darrent Williams Good Guy Award from the Denver chapter of the Pro Football Writers of America.

- Against New Orleans (10/28), earned the AFC Defensive Player of the Week Award honors after setting or matching career highs in nearly every defensive category and becoming the first Bronco to post one sack, one

interception and one forced fumble in the same game.

- At Cincinnati (11/4), finished with a career-high 14 tackles to lead all players.
- Against Cleveland (12/23), set a career high with 1.5 sacks.
- Against Baltimore (1/12), tied for second on the team with seven tackles in Denver's AFC Divisional Playoff Game.

2011 (15/7, 2/0 – Denver): Played in 15 games, starting a then career-high seven contests. Ranked second on the team with 87 tackles to go along with two passes defended and two forced fumbles. Led the club with 10 special teams tackles for the second consecutive season and the third time in his four years with the team. Added one forced fumble on the kickoff coverage unit. Saw action in both of Denver's postseason games and collected one special teams stop.

- Against Cincinnati (9/18), matched a career-high with 13 tackles (10 solo) and added a pass defended.
- Against Chicago (12/11), forced a Marion Barber fumble in Denver territory in overtime to prevent a game-winning score and set up Denver's offense for the go-ahead field goal.

2010 (11/3 – Denver): Was named a team captain for the third consecutive year. Played 11 games with three starts and totaled 23 tackles, including one sack for 10 yards, in addition to a team-leading 15 special teams stops. Tied for fifth in the NFL with 1.36 special teams tackles per game.

- Against San Diego (1/2), recorded his first career sack for 10 yards in the regular-season finale.

2009 (16/0 – Denver): Was named a team captain. Played as a reserve in all 16 games and posted 35 tackles, one interception, two pass breakups and one forced fumble. Tied for fourth on the team with nine special teams tackles.

- At Cincinnati (9/13), made his first career interception.
- Against Pittsburgh (11/9), placed second on the club with seven tackles.
- At Kansas City (12/6), had three special teams tackles.

2008 (16/6 – Denver): Entered the NFL with the Broncos as a college free agent on April 28. Played all 16 games with six starts as a rookie and ranked eighth on the team with 54 tackles while adding one pass breakup and one forced fumble. Tied for the team lead with 11 special-teams tackles, including eight stops on kickoff coverage that tied for the club best. Was the only Broncos player to rank among the top eight on the team in both defensive tackles and special-teams stops. Tied for fourth in the league in unassisted tackles (36) according to press box totals during a stretch from Weeks 10-14 when he logged the first five starts of his NFL career. Also saw time at safety late in the year.

- At N.Y. Jets (11/30), registered a season-best 13 stops.

COLLEGE:

- Earned first-team All-Southeastern Conference honors during each of his final two seasons at the University of Kentucky, where he played 47 career games with 42 starts and led the Wildcats in tackles during each of his last three years.
- Concluded his collegiate career ranked eighth in Wildcats history with 395 tackles (259 solo) while adding 6.5 sacks (48 yds.), two interceptions, 12 pass breakups, seven forced fumbles and seven fumble recoveries.
- As a senior, led the SEC in tackles per game (10.6) and tied for 14th in the nation with 139 total stops.
- Posted 122 tackles as a junior that represented the second-highest total in the SEC and ranked 14th in the nation.
- Garnered honorable mention All-SEC accolades as a sophomore with

100 tackles (75 solo).

- Began his collegiate career as a strong safety before switching to linebacker midway through his freshman season. Earned freshman all-conference honors and became the first-ever Kentucky freshman to serve as a team captain.
- Earned a bachelor's degree in social work from Kentucky.

PERSONAL:

- Married to Veronica and the couple has a son, Greyson, and a daughter, Noah Elle.
- Was named the Georgia Class AAA Defensive Player of the Year by the *Atlanta Journal-Constitution* after posting 125 tackles as a senior at LaGrange (Ga.) High School. Helped his team post a 51-3 combined record during his prep career and win two state championships.
- Named the Broncos' nominee for the Walter Payton NFL Man of the Year in 2010-11 and earned the Darrent Williams Good Guy Award from the Denver chapter of the Pro Football Writers of America in 2012.
- Follow Woodyard on Twitter and Instagram at @WoodDro52.
- Born Wesley Woodyard, Jr. on July 21, 1986, in LaGrange, Ga.

WESLEY WOODYARD'S GAME-BY-GAME

2008 Denver Broncos

Date	Opp	W/L	P/S	Tot	Solo	Asst	Sk	- Yds	QBP	TFL	Int	- Yds	-TD	PD	FF	FR	- Yds	SpT
Sept 8	@ Oak	W	p	0	0	0	0.0	0.0	NA	NA	0	0	0	0	0	0	0	0
Sept 14	SD	W	p	0	0	0	0.0	0.0	NA	NA	0	0	0	0	0	0	0	0
Sept 21	NO	W	p	0	0	0	0.0	0.0	NA	NA	0	0	0	0	0	0	0	0
Sept 28	@ KC	L	p	0	0	0	0.0	0.0	NA	NA	0	0	0	0	0	0	0	0
Oct 5	TB	W	p	0	0	0	0.0	0.0	NA	NA	0	0	0	0	0	0	0	0
Oct 12	Jax	L	p	0	0	0	0.0	0.0	NA	NA	0	0	0	0	0	0	0	0
Oct 20	@ NE	L	p	0	0	0	0.0	0.0	NA	NA	0	0	0	0	0	0	0	0
Nov 2	Mia	L	p	0	0	0	0.0	0.0	NA	NA	0	0	0	0	0	0	0	0
Nov 6	@ Cle	W	S	10	9	1	0.0	0.0	NA	NA	0	0	0	0	0	0	0	0
Nov 16	@ Atl	W	S	11	8	3	0.0	0.0	NA	NA	0	0	0	0	0	0	0	0
Nov 23	Oak	L	S	8	7	1	0.0	0.0	NA	NA	0	0	0	0	0	0	0	0
Nov 30	@ NYJ	W	S	13	11	2	0.0	0.0	NA	NA	0	0	0	1	0	0	0	0
Dec 7	KC	W	S	8	8	0	0.0	0.0	NA	NA	0	0	0	1	0	0	0	0
Dec 14	@ Car	L	S	2	2	0	0.0	0.0	NA	NA	0	0	0	0	0	0	0	0
Dec 21	Buf	L	p	2	2	0	0.0	0.0	NA	NA	0	0	0	0	0	0	0	0
Dec 28	@ SD	L	p	0	0	0	0.0	0.0	NA	NA	0	0	0	0	0	0	0	0
Totals			8-8	16/6	54	47	7	0.0	0.0	NA	NA	0	0	1	1	0	0	0

2009 Denver Broncos

Date	Opp	W/L	P/S	Tot	Solo	Asst	Sk	- Yds	QBP	TFL	Int	- Yds	-TD	PD	FF	FR	- Yds	SpT
Sept 13	@ Cin	W	p	2	1	0	0.0	0.0	NA	NA	1	0	0	1	0	0	0	0
Sept 20	Cle	W	p	1	1	0	0.0	0.0	NA	NA	0	0	0	0	0	0	0	0
Sept 27	Oak	W	p	2	0	0	0.0	0.0	NA	NA	0	0	0	0	0	0	0	0
Oct 4	Dal	W	p	3	2	0	0.0	0.0	NA	NA	0	0	0	0	0	0	0	0
Oct 11	NE	W	p	5	3	0	0.0	0.0	NA	NA	0	0	0	1	0	0	0	0
Oct 19	@ SD	W	p	1	1	0	0.0	0.0	NA	NA	0	0	0	1	0	0	0	0
Nov 1	@ Bal	L	p	2	1	0	0.0	0.0	NA	NA	0	0	0	0	0	0	0	0
Nov 9	Pit	L	p	7	6	0	0.0	0.0	NA	NA	0	0	0	0	0	0	0	0
Nov 15	@ Was	L	p	3	3	0	0.0	0.0	NA	NA	0	0	0	0	0	0	0	0
Nov 22	SD	L	p	0	0	0	0.0	0.0	NA	NA	0	0	0	0	0	0	0	0
Nov 26	NYG	W	p	1	1	0	0.0	0.0	NA	NA	0	0	0	0	0	0	0	0
Dec 6	@ KC	W	p	1	1	0	0.0	0.0	NA	NA	0	0	0	0	0	0	0	0
Dec 13	@ Ind	L	p	3	1	0	0.0	0.0	NA	NA	0	0	0	0	0	0	0	0
Dec 20	Oak	L	p	2	2	0	0.0	0.0	NA	NA	0	0	0	0	0	0	0	0
Dec 27	@ Phi	L	p	0	0	0	0.0	0.0	NA	NA	0	0	0	0	0	0	0	0
Jan 3	KC	L	p	2	2	0	0.0	0.0	NA	NA	0	0	0	0	0	0	0	0
Totals			8-8	16/0	35	25	10	0.0	0.0	NA	NA	1	0	0	2	1	0	0

2010 Denver Broncos

Date	Opp	W/L	P/S	Tot	Solo	Asst	Sk	- Yds	QBP	TFL	Int	- Yds	-TD	PD	FF	FR	- Yds	SpT
Sept 12	@ Jax	L	p	0	0	0	0.0	0.0	NA	NA	0	0	0	0	0	0	0	0
Sept 19	Sea	W	IA															
Sept 26	Ind	L	S	0	0	0	0.0	0.0	NA	NA	0	0	0	0	0	0	0	0
Oct 3	@ Ten	W	IA															
Oct 10	@ Bal	L	S	0	0	0	0.0	0.0	NA	NA	0	0	0	0	0	0	0	0
Oct 17	NYJ	L	IA															
Oct 24	Oak	L	IA															
Oct 31	@ SF	L	IA															
Nov 14	KC	W	S	0	0	0	0.0	0.0	NA	NA	0	0	0	0	0	0	0	0
Nov 22	@ SD	L	p	6	4	2	0.0	0.0	NA	NA	0	0	0	0	0	0	0	0
Nov 28	STL	L	p	0	0	0	0.0	0.0	NA	NA	0	0	0	0	0	0	0	0
Dec 5	@ KC	L	p	1	1	0	0.0	0.0	NA	NA	0	0	0	0	0	0	0	0
Dec 12	@ Ari	L	p	1	1	0	0.0	0.0	NA	NA	0	0	0	0	0	0	0	0
Dec 19	@ Oak	L	p	1	1	0	0.0	0.0	NA	NA	0	0	0	0	0	0	0	0
Dec 26	Hou	W	S	9	8	1	0.0	0.0	NA	NA	0	0	0	0	0	0	0	0
Jan 2	SD	L	S	5	5	0	1.0	10.0	NA	NA	0	0	0	0	0	0	0	0
Totals			4-12	11/3	23	20	3	1.0	10.0	NA	NA	0	0	0	0	0	0	0

2011 Denver Broncos

Date	Opp	W/L	P/S	Tot	Solo	Asst	Sk	- Yds	QBP	TFL	Int	- Yds	-TD	PD	FF	FR	- Yds	SpT
Sept 12	Oak	L	S	6	5	1	0.0	0.0	NA	NA	0	0	0	0	0	0	0	0
Sept 18	Cin	W	S	13	10	3	0.0	0.0	NA	NA	0	0	0	1	0	0	0	0
Sept 25	@ Ten	L	S	9	6	3	0.0	0.0	NA	NA	0	0	0	0	0	0	0	0
Oct 2	@ GB	L	S	6	4	2	0.0	0.0	NA	NA	0	0	0	0	0	0	0	0
Oct 9	SD	L	p	7	6	1	0.0	0.0	NA	NA	0	0	0	0	0	0	0	0
Oct 23	@ Mia	W	S	4	3	1	0.0	0.0	NA	NA	0	0	0	0	0	0	0	0
Oct 30	Det	L	S	8	5	3	0.0	0.0	NA	NA	0	0	0	0	0	0	0	0
Nov 6	@ Oak	W	p	3	2	1	0.0	0.0	NA	NA	0	0	0	0	0	0	0	0
Nov 13	@ KC	W	IA															
Nov 17	NYJ	W	p	7	5	2	0.0	0.0	NA	NA	0	0	0	0	1	0	0	0
Nov 27	@ SD	W	p	7	3	4	0.0	0.0	NA	NA	0	0	0	0	0	0	0	0
Dec 4	@ Min	W	p	4	2	2	0.0	0.0	NA	NA	0	0	0	0	0	0	0	0
Dec 11	Chi	W	p	2	2	0	0.0	0.0	NA	NA	0	0	0	1	0	0	0	0
Dec 18	NE	L	S	8	5	3	0.0	0.0	NA	NA	0	0	0	0	0	0	0	0
Dec 24	@ Buf	L	p	3	2	1	0.0	0.0	NA	NA	0	0	0	1	0	0	0	0
Jan 1	KC	L	p	0	0	0	0.0	0.0	NA	NA	0	0	0	0	0	0	0	0
Totals			8-8	15/7	87	60	27	0.0	0.0	NA	NA	0	0	2	2	0	0	0

Playoffs

Jan 8	Pit	W	p	0	0	0	0.0	0.0	NA	NA	0	0	0	0	0	0	0	0
Jan 14	@ NE	L	p	0	0	0	0.0	0.0	NA	NA	0	0	0	0	0	0	0	0
Totals			1-1	2/0	0	0	0	0.0	0.0	NA	NA	0	0	0	0	0	0	0

2012 Denver Broncos

Date	Opp	W/L	P/S	Tot	Solo	Asst	Sk	- Yds	QBP	TFL	Int	- Yds	-TD	PD	FF	FR	- Yds	SpT
Sept 9	Pit	W	S	12	12	0	1.0	5.0	NA	NA	0	0	0	0	0	0	0	0
Sept 17	@ Atl	L	S	6	5	1	0.0	0.0	NA	NA	0	0	0	0	0	0	0	0
Sept 23	Hou	L	p	1	1	0	0.0	0.0	NA	NA	1	7	0	1	0	0	0	0
Sept 30	Oak	W	S	6	1	5	0.5	1.0	NA	NA	0	0	0	0	0	0	0	0
Oct 7	@ NE	L	S	11	5	6	0.5	10.0	NA	NA	0	0	0	0	0	0	0	0
Oct 15	@ SD	W	S	9	6	3	0.0	0.0	NA	NA	0	0	0	0	0	0	0	0
Oct 28	NO	W	S	13	9	4	1.0	12.0	NA	NA	1	8	0	2	1	0	0	0
Nov 4	@ Cin	W	S	14	4	10	0.0	0.0	NA	NA	0	0	0	0	0	0	0	0
Nov 11	@ Car	W	S	5	3	2	0.0	0.0	NA	NA	0	0	0	0	0	0	0	0
Nov 18	SD	W	S	8	5	3	0.0	0.0	NA	NA	1	25	0	1	0	1	0	0
Nov 25	@ KC	W	S	9	8	1	1.0	9.0	NA	NA	0	0	0	1	0	0	0	0
Dec 2	TB	W	S	3	0	3	0.0	0.0	NA	NA	0	0	0	0	0	0	0	0
Dec 6	@ Oak	W	IA															
Dec 16	Bal	W	S	5	4	1	0.0	0.0	NA	NA	0	0	0	0	0	0	0	0
Dec 23	Cle	W	S	8	4	4	1.5	10.5	NA	NA	0	0	0	0	0	0	0	0
Dec 30	KC	W	S	4	3	1	0.0	0.0	NA	NA	0	0	0	0	0	0	0	0
Totals			13-3	15/14	114	70	44	5.5	47.5	NA	NA	3	40	0	6 </			

WESLEY WOODYARD'S GAME-BY-GAME CONT.

2015 Tennessee Titans

Date	Opp	W/L	P/S	Tot Solo	Asst	Sk	- Yds	QBP	TFL	Int - Yds	-TD	PD	FF	FR - Yds	SpT				
Sept 13	@ TB	W	p	3	2	1	0.0	0.0	0	0	0	0	0	0	0	1			
Sept 20	@ Cle	L	p	1	1	0	1.0	10.0	0	0	0	0	0	1	0	1			
Sept 27	Ind	L	p	1	0	1	0.0	0.0	0	0	0	0	0	0	0	0			
Oct 11	Buf	L	S	10	7	3	0.0	0.0	0	0	0	0	0	0	0	0			
Oct 18	Mia	L	S	11	9	2	1.0	10.0	1	2	0	0	0	0	0	0			
Oct 25	Atl	L	S	11	8	3	0.0	0.0	0	0	0	0	0	0	0	0			
Nov 1	@ Hou	L	S	8	7	1	0.0	0.0	1	1	0	0	0	0	0	1			
Nov 8	@ NO	W	S	10	6	4	1.0	11.0	1	1	0	0	0	0	0	1			
Nov 15	Car	L	S	10	6	4	1.0	1.0	2	1	0	0	0	0	0	0			
Nov 19	@ Jax	L	S	6	4	2	1.0	6.0	1	2	0	0	0	0	0	0			
Nov 29	Oak	L	S	7	6	1	0.0	0.0	0	0	0	0	0	0	0	0			
Dec 6	Jax	W	S	5	1	4	0.0	0.0	1	0	0	0	1	0	1	3			
Dec 13	@ NYJ	L	S	8	5	3	0.0	0.0	0	0	0	0	0	0	0	1			
Dec 20	@ NE	L	S	12	5	7	0.0	0.0	0	0	0	0	0	0	0	0			
Dec 27	Hou	L	S	3	1	2	0.0	0.0	1	0	0	0	0	0	0	1			
Jan 3	@ Ind	L	p	4	2	2	0.0	0.0	1	0	0	0	0	2	0	0			
Totals				3-13	16/12	110	70	40	5.0	38.0	9	7	0	0	3	1	1	3	6

2016 Tennessee Titans

Date	Opp	W/L	P/S	Tot Solo	Asst	Sk	- Yds	QBP	TFL	Int - Yds	-TD	PD	FF	FR - Yds	SpT			
Sept 11	Min	L	S	6	3	3	0.0	0.0	2	0	0	0	0	1	0	0	0	1
Sept 18	@ Det	W	p	8	5	3	0.0	0.0	0	0	0	0	0	0	0	0	0	0
Sept 25	Oak	L	p	2	1	1	0.0	0.0	0	1	0	0	0	0	0	0	0	2
Oct 2	@ Hou	L	S	5	4	1	0.0	0.0	2	2	0	0	0	0	0	0	0	0
Oct 9	@ Mia	W	S	0	0	0	0.0	0.0	0	0	0	0	1	0	0	0	0	0
Oct 16	Cle	W	S	5	3	2	1.0	0.0	2	0	0	0	0	0	0	0	0	0
Oct 23	Ind	L	S	4	2	2	0.0	0.0	0	0	0	0	0	0	0	0	0	0
Oct 27	Jax	W	S	6	1	5	0.0	0.0	0	0	0	0	0	0	0	0	0	0

Nov 6	@ SD	L	p	10	6	4	1.0	7.0	1	1	0	0	0	0	0	0	0	0	0
Nov 13	GB	W	p	1	1	0	0.0	0.0	0	0	0	0	0	0	0	0	0	0	1
Nov 20	@ Ind	L	S	8	3	5	0.0	0.0	0	0	0	0	0	0	0	0	0	0	1
Nov 27	@ Chi	W	p	8	5	3	0.0	0.0	0	0	1	21	0	3	0	0	0	0	0
Dec 11	Den	W	S	6	4	2	0.0	0.0	0	0	0	0	0	0	0	0	0	0	0
Dec 18	@ KC	W	S	8	6	2	0.0	0.0	0	2	0	0	0	0	0	0	0	0	0
Dec 24	@ Jax	L	p	5	3	2	0.0	0.0	1	0	0	0	0	0	0	0	0	0	0
Jan 1	Hou	W	S	6	5	1	0.0	0.0	0	1	0	0	0	0	0	0	0	0	1
Totals				9-7	16/10	88	52	36	2.0	7.0	8	7	1	21	0	6	0	0	6

2017 Tennessee Titans

Date	Opp	W/L	P/S	Tot Solo	Asst	Sk	- Yds	QBP	TFL	Int - Yds	-TD	PD	FF	FR - Yds	SpT				
Sept 10	Oak	L	S	10	5	5	1.0	5.0	1	1	0	0	0	0	0	0	0	0	0
Sept 17	@ Jax	W	S	15	9	6	0.0	0.0	0	1	0	0	0	0	0	0	0	0	0
Sept 24	Sea	W	S	13	9	4	0.0	0.0	3	2	0	0	0	0	0	0	0	0	0
Oct 1	@ Hou																		
Oct 8	@ Mia																		
Oct 16	Ind																		
Oct 22	@ Cle																		
Nov 5	Bal																		
Nov 12	Cin																		
Nov 16	@ Pit																		
Nov 26	@ Ind																		
Dec 3	Hou																		
Dec 10	@ Ari																		
Dec 17	@ SF																		
Dec 24	LAR																		
Dec 31	Jax																		
Totals				2-1	3/3	38	23	15	1.0	5.0	4	4	0	0	0	0	0	0	0

WESLEY WOODYARD'S NFL STATISTICS

REGULAR SEASON

Year	Team	GP	GS	TACKLES						INTERCEPTIONS					FUMBLES				
				Tot	Solo	Asst	Sk	Yds	QBP	TFL	No	Yds	Lg	TD	PD	FF	FR	Yds	SpT
2008	Denver	16	6	54	47	7	0.0	0.0	NA	NA	0	0	-	0	1	1	0	0	11
2009	Denver	16	0	35	25	10	0.0	0.0	NA	NA	1	0	0	0	2	1	0	0	9
2010	Denver	11	3	23	20	3	1.0	10.0	NA	NA	0	0	-	0	0	0	0	0	15
2011	Denver	15	7	87	60	27	0.0	0.0	NA	NA	0	0	-	0	2	2	0	0	10
2012	Denver	15	14	114	70	44	5.5	47.5	NA	NA	3	40	25	0	6	1	1	12	3
2013	Denver	14	10	83	47	36	1.5	11	NA	NA	1	0	0	0	4	1	0	0	1
2014	Tennessee	16	16	134	66	68	2.5	12.0	9	8	2	20	13	0	4	0	0	0	2
2015	Tennessee	16	12	110	70	40	5.0	38.0	9	7	0	0	0	0	3	1	1	3	6
2016	Tennessee	16	10	88	52	36	2.0	7.0	8	7	1	21	21	0	6	0	0	0	6
2017	Tennessee	3	3	38	23	15	1.0	5.0	4	4	0	0	0	0	0	0	0	0	0
NFL Totals		138	81	766	480	286	18.5	130.5	30	26	8	81	25	0	28	7	2	15	63

PLAYOFFS

Year	Team	GP	GS	TACKLES						INTERCEPTIONS					FUMBLES				
				Tot	Solo	Asst	Sk	Yds	QBP	TFL	No	Yds	Lg	TD	PD	FF	FR	Yds	SpT
2011	Denver	2	0	0	0	0	0.0	0.0	NA	NA	0	0	-	0	0	0	0	0	1
2012	Denver	1	1	7	7	0	0.0	0.0	NA	NA	0	0	-	0	0	0	0	0	0
2013	Denver	3	0	7	4	3	0.0	0.0	NA	NA	0	0	-	0	0	0	0	0	0
NFL Totals		6	1	14	11	3	0.0	0.0	NA	NA	0	0	-	0	0	0	0	0	1

Single-Game Highs

Tackles - **15 (Twice, last at Jacksonville 9/17/17)**
 Sacks - **1.5 vs. Cleveland (12/23/12)**
 Interceptions - **1 (Eight times, last at Chicago 11/27/16)**
 Forced Fumble - **1 (Seven times, last at Cleveland 9/20/15)**
 Fumble Recovery - **1 vs. San Diego (11/18/12)**
 Passes Defensed - **3 at Chicago (11/27/16)**
 Special Teams Tackles - **3 (Twice, last vs. St. Louis 11/28/10)**

Playoff Single-Game Highs

Tackles - **7 vs. Baltimore (1/12/13)**
 Special Teams Tackles - **1 at New England (12/14/12)**

Additional Statistics

Special Teams Forced Fumbles - **1 (2011), 1 (2013)**
 Touchdowns - **1 (three-yard fumble return vs. Jacksonville, 12/6/15)**



NFL STATISTICS

WEEK 3 / THROUGH SUNDAY, SEPTEMBER 24, 2017

OFFENSE	Chi.	G.B.	N.O.	Miami	Buff.	Atl.	Pitt.	Balt.
GAMES (Won-Lost)	1-2	2-1	1-2	1-1	2-1	3-0	2-1	2-1
FIRST DOWNS	57	72	60	37	49	63	57	53
Rushing	20	16	17	6	16	20	13	21
Passing	31	49	41	25	30	39	36	25
Penalty	6	7	2	6	3	4	8	7
YDS GAINED (tot)	915	1081	1135	561	856	1164	907	791
Avg per Game	305.0	360.3	378.3	280.5	285.3	388.0	302.3	263.7
RUSHING (net)	365	207	290	141	334	356	207	427
Avg per Game	121.7	69.0	96.7	70.5	111.3	118.7	69.0	142.3
Rushes	73	60	65	47	98	78	66	99
Yards per Rush	5.0	3.5	4.5	3.0	3.4	4.6	3.1	4.3
PASSING (net)	550	874	845	420	522	808	700	364
Avg per Game	183.3	291.3	281.7	210.0	174.0	269.3	233.3	121.3
Passes Att.	107	134	111	79	79	93	110	78
Completed	72	89	76	50	53	64	69	48
Pct Completed	67.3	66.4	68.5	63.3	67.1	68.8	62.7	61.5
Yards Gained	615	967	867	450	562	867	741	402
Sacked	7	13	3	5	9	7	6	5
Yards Lost	65	93	22	30	40	59	41	38
Had intercepted	3	3	0	2	1	3	1	4
Yards Opp Ret	69	99	0	13	48	89	30	20
Opp TDs on Int	1	1	0	0	0	1	0	0
PUNTS	14	14	9	10	17	9	16	18
Avg Yards	48.5	45.3	49.1	46.3	45.9	48.2	41.9	44.2
PUNT RETURNS	6	7	3	5	8	5	8	6
Avg Return	9.2	10.0	9.3	6.8	7.1	12.4	5.8	7.0
Returned for TD	0	0	0	0	0	0	0	0
KICKOFF RETURNS	8	0	8	4	3	5	4	0
Avg Return	22.8	0.0	21.4	21.5	21.3	19.2	18.3	0.0
Returned for TD	0	0	0	0	0	0	0	0
PENALTIES	22	22	12	13	19	22	29	28
Yards Penalized	172	173	97	74	163	175	255	218
FUMBLES BY	9	2	1	1	2	0	3	3
Fumbles Lost	3	1	0	0	0	0	2	2
Opp Fumbles	3	2	3	3	2	3	7	3
Opp Fum Lost	3	2	0	1	0	1	2	2
POSS. TIME (avg)	29:49	32:39	28:16	28:37	28:12	30:35	30:00	31:07
TOUCHDOWNS	6	8	7	2	5	9	7	6
Rushing	3	2	1	0	1	4	1	2
Passing	3	6	6	2	4	4	5	4
Returns	0	0	0	0	0	1	1	0
EXTRA-PT KICKS	5/5	7/7	7/7	1/2	5/5	9/9	7/7	6/6
2-PT CONVERSIONS	0/0	0/1	0/0	0/0	0/0	0/0	0/0	0/0
FIELD GOALS/FGA	2/3	4/4	8/10	4/4	5/6	8/8	5/6	3/4
POINTS SCORED	47	67	73	25	50	87	64	51
DEFENSE	Chi.	G.B.	N.O.	Miami	Buff.	Atl.	Pitt.	Balt.
POINTS ALLOWED	69	67	78	37	37	66	50	54
OPP FIRST DOWNS	59	52	70	40	51	65	52	58
Rushing	16	16	24	7	15	13	21	16
Passing	36	33	40	28	30	44	24	33
Penalty	7	3	6	5	6	8	7	9
OPP YARDS GAINED	965	890	1313	703	835	992	778	1017
Avg per Game	321.7	296.7	437.7	351.5	278.3	330.7	259.3	339.0
OPP RUSHING(net)	251	341	380	147	226	255	368	336
Avg per Game	83.7	113.7	126.7	73.5	75.3	85.0	122.7	112.0
Rushes	74	75	83	48	66	53	83	78
Yards per Rush	3.4	4.5	4.6	3.1	3.4	4.8	4.4	4.3
OPP PASSING(net)	714	549	933	556	609	737	410	681
Avg per Game	238.0	183.0	311.0	278.0	203.0	245.7	136.7	227.0
Passes Att.	100	82	104	62	111	135	90	106
Completed	61	54	76	49	70	84	55	56
Pct Completed	61.0	65.9	73.1	79.0	63.1	62.2	61.1	52.8
Sacked	7	9	7	3	10	9	11	8
Yards Lost	46	73	44	24	65	83	80	33
INTERCEPTED BY	0	0	3	0	4	1	2	8
Yards Returned	0	0	37	0	27	0	17	102
Returned for TD	0	0	0	0	0	0	0	0
OPP PUNT RETURNS	6	7	5	5	9	4	5	6
Avg return	9.3	5.4	4.6	10.8	8.1	13.8	9.2	2.7
OPP KICKOFF RET	2	6	5	4	5	4	6	3
Avg return	17.5	23.7	27.6	16.5	25.2	20.3	22.5	13.7
OPP TOUCHDOWNS	7	7	8	4	2	7	6	6
Rushing	3	2	2	2	2	2	4	1
Passing	3	3	6	2	0	4	2	5
Returns	1	2	0	0	0	1	0	0

WEEK 3 / THROUGH SUNDAY, SEPTEMBER 24, 2017

OFFENSE	Cin.	Clev.	LA-R	Dal.	Tenn.	Hou.	Det.	Minn.
GAMES (Won-Lost)	0-3	0-3	2-1	1-1	2-1	1-2	2-1	2-1
FIRST DOWNS	47	65	59	38	63	60	52	62
Rushing	13	16	16	10	22	17	11	17
Passing	29	37	36	24	34	30	37	38
Penalty	5	12	7	4	7	13	4	7
YDS GAINED (tot)	817	969	1123	660	1160	886	948	1201
Avg per Game	272.3	323.0	374.3	330.0	386.7	295.3	316.0	400.3
RUSHING (net)	269	261	286	169	469	386	291	345
Avg per Game	89.7	87.0	95.3	84.5	156.3	128.7	97.0	115.0
Rushes	76	67	87	45	92	90	78	87
Yards per Rush	3.5	3.9	3.3	3.8	5.1	4.3	3.7	4.0
PASSING (net)	548	708	837	491	691	500	657	856
Avg per Game	182.7	236.0	279.0	245.5	230.3	166.7	219.0	285.3
Passes Att.	93	119	83	89	100	93	107	103
Completed	57	62	59	54	60	56	69	72
Pct Completed	61.3	52.1	71.1	60.7	60.0	60.2	64.5	69.9
Yards Gained	606	764	857	506	696	590	678	882
Sacked	11	11	3	3	2	15	6	3
Yards Lost	58	56	20	15	5	90	21	26
Had intercepted	4	8	1	2	1	3	1	0
Yards Opp Ret	69	90	10	126	2	118	82	0
Opp TDs on Int	0	0	0	1	0	0	1	0
PUNTS	18	17	11	9	13	18	15	11
Avg Yards	46.8	46.9	46.6	43.1	50.3	49.4	42.5	42.9
PUNT RETURNS	14	5	8	2	8	7	7	3
Avg Return	10.2	6.8	4.9	9.5	13.9	8.0	22.7	7.7
Returned for TD	0	0	0	0	0	0	1	0
KICKOFF RETURNS	4	2	8	2	5	6	5	7
Avg Return	26.8	16.0	23.8	21.0	16.8	19.3	15.0	25.7
Returned for TD	0	0	0	0	0	0	0	0
PENALTIES	23	25	21	13	17	28	25	21
Yards Penalized	179	239	177	119	164	215	248	234
FUMBLES BY	3	4	8	0	0	5	2	2
Fumbles Lost	3	1	4	0	0	3	1	1
Opp Fumbles	1	3	7	3	8	6	3	2
Opp Fum Lost	0	2	2	1	1	2	1	0
POSS. TIME (avg)	28:46	28:06	29:16	30:12	30:36	31:56	31:11	31:33
TOUCHDOWNS	3	7	12	3	8	5	10	8
Rushing	0	3	5	0	5	1	0	2
Passing	2	4	5	3	3	3	7	6
Returns	1	0	2	0	0	1	3	0
EXTRA-PT KICKS	3/3	6/6	12/12	3/3	8/8	5/5	7/7	6/8
2-PT CONVERSIONS	0/0	1/1	0/0	0/0	0/0	0/0	0/3	0/0
FIELD GOALS/FGA	4/5	2/2	7/7	5/5	10/11	6/6	6/6	6/6
POINTS SCORED	33	56	107	36	86	53	85	72

DEFENSE	Cin.	Clev.	LA-R	Dal.	Tenn.	Hou.	Det.	Minn.
POINTS ALLOWED	60	76	75	45	69	74	63	62
OPP FIRST DOWNS	53	56	56	39	66	52	64	61
Rushing	18	14	18	13	15	12	15	9
Passing	26	36	33	22	49	32	42	45
Penalty	9	6	5	4	2	8	7	7
OPP YARDS GAINED	878	962	1031	613	1102	971	1006	1021
Avg per Game	292.7	320.7	343.7	306.5	367.3	323.7	335.3	340.3
OPP RUSHING(net)	389	263	417	213	277	296	258	188
Avg per Game	129.7	87.7	139.0	106.5	92.3	98.7	86.0	62.7
Rushes	94	85	96	51	76	83	64	62
Yards per Rush	4.1	3.1	4.3	4.2	3.6	3.6	4.0	3.0
OPP PASSING(net)	489	699	614	400	825	675	748	833
Avg per Game	163.0	233.0	204.7	200.0	275.0	225.0	249.3	277.7
Passes Att.	83	94	85	70	115	91	115	112
Completed	52	66	52	51	71	56	73	78
Pct Completed	62.7	70.2	61.2	72.9	61.7	61.5	63.5	69.6
Sacked	10	6	10	5	5	8	8	5
Yards Lost	70	40	76	51	33	52	53	29
INTERCEPTED BY	2	2	3	2	2	0	7	3
Yards Returned	75	30	93	25	10	0	190	66
Returned for TD	1	0	2	0	0	0	2	0
OPP PUNT RETURNS	11	9	7	3	6	9	5	3
Avg return	9.8	7.4	3.1	7.0	6.8	17.6	9.4	-0.3
OPP KICKOFF RET	1	1	4	3	5	4	5	8
Avg return	17.0	4.0	18.0	22.3	25.8	30.0	24.2	22.6
OPP TOUCHDOWNS	6	10	9	6	8	8	7	5
Rushing	2	4	6	1	1	1	2	0
Passing	4	5	3	4	7	6	4	5
Returns	0	1	0	1	0	1	1	0

WEEK 3 / THROUGH SUNDAY, SEPTEMBER 24, 2017

OFFENSE	Car.	N.E.	Jax	NY-J	S.F.	Ariz.	Phil.	LA-C
GAMES (Won-Lost)	2-1	2-1	2-1	1-2	0-3	1-1	2-1	0-3
FIRST DOWNS	57	75	63	44	49	41	70	65
Rushing	26	19	20	12	14	6	20	11
Passing	27	46	34	26	29	29	44	44
Penalty	4	10	9	6	6	6	6	10
YDS GAINED (tot)	830	1322	1000	821	886	697	1116	946
Avg per Game	276.7	440.7	333.3	273.7	295.3	348.5	372.0	315.3
RUSHING (net)	325	302	420	267	323	128	358	212
Avg per Game	108.3	100.7	140.0	89.0	107.7	64.0	119.3	70.7
Rushes	88	86	99	74	67	43	80	62
Yards per Rush	3.7	3.5	4.2	3.6	4.8	3.0	4.5	3.4
PASSING (net)	505	1020	580	554	563	569	758	734
Avg per Game	168.3	340.0	193.3	184.7	187.7	284.5	252.7	244.7
Passes Att.	90	110	88	86	99	84	116	112
Completed	53	71	51	60	62	46	72	73
Pct Completed	58.9	64.5	58.0	69.8	62.6	54.8	62.1	65.2
Yards Gained	583	1092	592	602	624	600	816	760
Sacked	10	10	2	7	10	5	11	4
Yards Lost	78	72	12	48	61	31	58	26
Had intercepted	4	0	2	2	3	4	2	4
Yards Opp Ret	74	0	10	12	55	115	21	38
Opp TDs on Int	0	0	0	0	0	1	1	0
PUNTS	12	15	12	14	13	9	12	14
Avg Yards	44.4	41.7	48.6	47.1	42.5	46.2	43.4	46.4
PUNT RETURNS	10	4	4	9	6	2	2	5
Avg Return	4.9	15.3	3.3	7.7	9.7	3.0	9.5	6.4
Returned for TD	0	0	0	0	0	0	0	0
KICKOFF RETURNS	1	5	5	4	6	4	6	7
Avg Return	30.0	18.6	20.0	23.0	21.2	20.3	22.7	18.6
Returned for TD	0	0	0	0	0	0	0	0
PENALTIES	12	20	29	20	26	12	21	18
Yards Penalized	85	190	258	203	195	96	209	157
FUMBLES BY	4	5	3	7	2	3	5	0
Fumbles Lost	1	1	1	3	2	1	3	0
Opp Fumbles	3	5	4	2	7	4	3	3
Opp Fum Lost	1	1	4	0	3	0	3	1
POSS. TIME (avg)	34:02	30:25	31:07	30:41	26:19	27:18	34:12	27:20
TOUCHDOWNS	3	12	10	5	5	4	8	6
Rushing	1	4	3	2	3	1	2	2
Passing	2	8	6	3	2	2	5	4
Returns	0	0	1	0	0	1	1	0
EXTRA-PT KICKS	3/3	10/11	8/9	4/4	3/4	3/3	6/7	6/6
2-PT CONVERSIONS	0/0	1/1	0/1	0/1	0/1	0/1	1/1	0/0
FIELD GOALS/FGA	8/8	5/5	7/8	6/7	6/6	4/6	7/9	2/5
POINTS SCORED	45	99	89	52	51	39	77	48

DEFENSE	Car.	N.E.	Jax	NY-J	S.F.	Ariz.	Phil.	LA-C
POINTS ALLOWED	40	95	51	72	76	48	68	67
OPP FIRST DOWNS	44	69	56	60	67	37	53	59
Rushing	13	20	22	16	25	9	11	21
Passing	30	45	24	36	32	26	39	34
Penalty	1	4	10	8	10	2	3	4
OPP YARDS GAINED	755	1383	779	1043	1017	633	1023	968
Avg per Game	251.7	461.0	259.7	347.7	339.0	316.5	341.0	322.7
OPP RUSHING(net)	269	391	406	400	373	158	225	440
Avg per Game	89.7	130.3	135.3	133.3	124.3	79.0	75.0	146.7
Rushes	65	76	84	84	107	56	53	93
Yards per Rush	4.1	5.1	4.8	4.8	3.5	2.8	4.2	4.7
OPP PASSING(net)	486	992	373	643	644	475	798	528
Avg per Game	162.0	330.7	124.3	214.3	214.7	237.5	266.0	176.0
Passes Att.	89	113	90	101	92	78	115	83
Completed	63	77	48	65	59	49	79	57
Pct Completed	70.8	68.1	53.3	64.4	64.1	62.8	68.7	68.7
Sacked	8	6	13	5	3	5	8	11
Yards Lost	52	33	70	31	17	33	59	76
INTERCEPTED BY	1	2	4	3	1	2	3	1
Yards Returned	23	51	89	61	37	97	15	4
Returned for TD	0	0	0	0	0	1	0	0
OPP PUNT RETURNS	4	8	3	7	7	7	4	8
Avg return	5.8	5.8	25.3	8.7	1.0	10.1	2.8	9.9
OPP KICKOFF RET	0	13	3	5	5	6	9	6
Avg return	0.0	21.2	15.3	21.6	25.8	21.3	23.0	28.8
OPP TOUCHDOWNS	4	11	6	10	8	6	8	7
Rushing	1	2	3	4	2	1	2	2
Passing	3	8	3	6	6	4	5	5
Returns	0	1	0	0	0	1	1	0

WEEK 3 / THROUGH SUNDAY, SEPTEMBER 24, 2017

OFFENSE	NY-G	T.B.	Oak.	Denv.	Ind.	Sea.	Wash.	K.C.
GAMES (Won-Lost)	0-3	1-1	2-1	2-1	1-2	1-2	2-1	3-0
FIRST DOWNS	48	42	50	69	44	57	55	58
Rushing	6	6	13	25	15	16	15	22
Passing	39	32	32	36	24	38	38	34
Penalty	3	4	5	8	5	3	2	2
YDS GAINED (tot)	918	653	897	1067	826	970	1121	1192
Avg per Game	306.0	326.5	299.0	355.7	275.3	323.3	373.7	397.3
RUSHING (net)	146	143	321	429	243	290	409	486
Avg per Game	48.7	71.5	107.0	143.0	81.0	96.7	136.3	162.0
Rushes	47	43	69	98	89	77	90	71
Yards per Rush	3.1	3.3	4.7	4.4	2.7	3.8	4.5	6.8
PASSING (net)	772	510	576	638	583	680	712	706
Avg per Game	257.3	255.0	192.0	212.7	194.3	226.7	237.3	235.3
Passes Att.	117	71	91	100	82	115	97	84
Completed	86	46	64	63	48	66	66	65
Pct Completed	73.5	64.8	70.3	63.0	58.5	57.4	68.0	77.4
Yards Gained	825	532	610	709	654	729	784	774
Sacked	8	4	6	9	11	7	7	12
Yards Lost	53	22	34	71	71	49	72	68
Had intercepted	4	3	2	4	3	0	1	0
Yards Opp Ret	18	66	0	44	83	0	15	0
Opp TDs on Int	0	0	0	0	2	0	0	0
PUNTS	15	7	13	9	20	21	13	16
Avg Yards	44.1	44.1	53.3	44.2	46.3	46.3	45.2	46.1
PUNT RETURNS	4	1	5	6	10	7	8	7
Avg Return	2.5	17.0	4.4	14.0	3.9	5.6	4.9	4.0
Returned for TD	0	0	0	0	0	0	0	0
KICKOFF RETURNS	5	3	5	5	3	5	5	9
Avg Return	20.8	26.3	27.6	28.4	26.3	27.4	18.6	26.8
Returned for TD	0	0	0	0	0	0	0	0
PENALTIES	23	11	18	21	23	28	16	33
Yards Penalized	242	71	163	202	189	219	117	301
FUMBLES BY	2	3	5	3	7	6	8	4
Fumbles Lost	0	1	1	2	2	1	5	1
Opp Fumbles	2	2	4	0	4	1	5	4
Opp Fum Lost	2	2	4	0	1	0	3	1
POSS. TIME (avg)	25:09	27:43	28:12	32:32	30:24	28:21	33:23	29:57
TOUCHDOWNS	4	5	9	10	6	5	8	12
Rushing	0	1	3	3	5	0	2	5
Passing	4	3	6	6	1	5	5	7
Returns	0	1	0	1	0	0	1	0
EXTRA-PT KICKS	4/4	4/5	9/9	10/10	5/6	3/4	8/8	12/12
2-PT CONVERSIONS	0/0	0/0	0/0	0/0	0/0	0/1	0/0	0/0
FIELD GOALS/FGA	3/3	4/4	6/6	4/6	4/5	5/5	5/7	3/3
POINTS SCORED	37	46	81	82	53	48	71	93
DEFENSE	NY-G	T.B.	Oak.	Denv.	Ind.	Sea.	Wash.	K.C.
POINTS ALLOWED	70	41	63	64	90	59	60	57
OPP FIRST DOWNS	58	44	56	49	61	58	40	76
Rushing	27	8	15	8	14	18	7	21
Passing	27	32	38	35	40	30	29	43
Penalty	4	4	3	6	7	10	4	12
OPP YARDS GAINED	1003	804	1093	789	1108	1038	816	1107
Avg per Game	334.3	402.0	364.3	263.0	369.3	346.0	272.0	369.0
OPP RUSHING(net)	460	145	337	179	257	438	187	335
Avg per Game	153.3	72.5	112.3	59.7	85.7	146.0	62.3	111.7
Rushes	102	53	80	69	79	82	59	78
Yards per Rush	4.5	2.7	4.2	2.6	3.3	5.3	3.2	4.3
OPP PASSING(net)	543	659	756	610	851	600	629	772
Avg per Game	181.0	329.5	252.0	203.3	283.7	200.0	209.7	257.3
Passes Att.	91	78	95	109	113	101	95	122
Completed	60	56	66	72	63	63	60	61
Pct Completed	65.9	71.8	69.5	66.1	55.8	62.4	63.2	50.0
Sacked	7	1	6	7	6	6	8	11
Yards Lost	23	11	31	33	41	35	43	65
INTERCEPTED BY	0	2	0	3	4	2	4	4
Yards Returned	0	69	0	126	72	31	34	35
Returned for TD	0	1	0	1	0	0	1	0
OPP PUNT RETURNS	5	2	7	4	5	10	6	5
Avg return	22.0	5.0	5.6	9.0	4.2	9.1	4.7	6.0
OPP KICKOFF RET	6	3	3	2	4	5	5	8
Avg return	21.7	21.0	27.3	20.5	20.8	19.6	18.8	21.0
OPP TOUCHDOWNS	7	5	6	7	10	5	6	6
Rushing	2	1	1	0	4	2	1	4
Passing	4	4	5	7	4	3	4	2
Returns	1	0	0	0	2	0	1	0

WEEK 3 / THROUGH SUNDAY, SEPTEMBER 24, 2017

OFFENSE	NFL/Avg
GAMES (Won-Lost)	---
FIRST DOWNS	55.7
Rushing	15.5
Passing	34.2
Penalty	6.0
YDS GAINED (tot)	951.1
Avg per Game	330.8
RUSHING (net)	300.2
Avg per Game	104.4
Rushes	74.7
Yards per Rush	4.0
PASSING (net)	651.0
Avg per Game	226.4
Passes Att.	97.5
Completed	62.6
Pct Completed	64.2
Yards Gained	698.0
Sacked	7.3
Yards Lost	47.0
Had intercepted	2.3
Yards Opp Ret	44.3
Opp TDs on Int	0.3
PUNTS	13.6
Avg Yards	45.9
PUNT RETURNS	6.0
Avg Return	8.1
Returned for TD	0.0
KICKOFF RETURNS	4.7
Avg Return	22.1
Returned for TD	0.0
PENALTIES	21.0
Yards Penalized	181.2
FUMBLES BY	3.5
Fumbles Lost	1.4
Opp Fumbles	3.5
Opp Fum Lost	1.4
POSS. TIME (avg)	30:00
TOUCHDOWNS	6.8
Rushing	2.1
Passing	4.3
Returns	0.5
EXTRA POINTS (tot)	95%
Kicks Made/2Pt	25%
FIELD GOALS/FGA	5/6
POINTS SCORED	62.6

DEFENSE	NFL/Avg
POINTS ALLOWED	62.6
OPP FIRST DOWNS	55.7
Rushing	15.5
Passing	34.2
Penalty	6.0
OPP YARDS GAINED	951.1
Avg per Game	330.8
OPP RUSHING (net)	300.2
Avg per Game	104.4
Rushes	74.7
Yards per Rush	4.0
OPP PASSING (net)	651.0
Avg per Game	226.4
Passes Att.	97.5
Completed	62.6
Pct Completed	64.2
Sacked	7.3
Yards Lost	47.0
INTERCEPTED BY	2.3
Yards Returned	44.3
Returned for TD	0.3
OPP PUNT RETURNS	6.0
Avg return	8.1
OPP KICKOFF RET	4.7
Avg return	22.1
OPP TOUCHDOWNS	6.8
Rushing	2.1
Passing	4.3
Returns	0.5

WEEK 3 / THROUGH SUNDAY, SEPTEMBER 24, 2017

TEAM RANKINGS

American Football Conference

	Offense			Defense		
	Total	Rush	Pass	Total	Rush	Pass
Balt.	16	4	16	9	9	9
Buff.	11	7	14	4	3	5
Cin.	15	10	13	5	12	3
Cleve.	6	12	3	6	5	10
Denver	4	3	7	3	*1	6
Hou.	10	6	15	8	7	8
Ind.	13	13	9	15	4	15
Jax	5	5	10	2	15	*1
K.C.	2	*1	4	14	8	12
L.A.-C	7	14	2	7	16	4
Miami	12	15	8	11	2	14
N.E.	*1	9	*1	16	13	16
Jets	14	11	12	10	14	7
Oak.	9	8	11	12	10	11
Pitt.	8	16	5	1	11	2
Tenn.	3	2	6	13	6	13

National Football Conference

	Offense			Defense		
	Total	Rush	Pass	Total	Rush	Pass
Ariz.	8	15	3	5	5	9
Atl.	2	4	6	7	7	11
Car.	16	6	16	*1	9	1
Chi.	14	2	15	6	6	10
Dallas	9	12	10	4	10	4T
Det.	12	8	13	9	8	12
G.B.	7	14	1	3	11	3
Rams	4	11	5	13	14	6
Minn.	1	5	2	11	2	14
N.O.	3	9T	4	16	13	15
Giants	13	16	7	8	16	2
Phil.	6	3	9	12	4	13
S.F.	15	7	14	10	12	8
Sea.	11	9T	12	14	15	4T
T.B.	10	13	8	15	3	16
Wash.	5	1	11	2	1	7

National Football League

	Offense			Defense		
	Total	Rush	Pass	Total	Rush	Pass
Ariz.	12	31	4	10	8	19
Atl.	4	10	7	15	10	21
Balt.	32	4	32	18T	19	17
Buff.	26	12	29	6	7	10
Car.	28	13	30	*1	14	3
Chi.	21	8	27	12	9	20
Cin.	31	21	28	7	25	4
Cleve.	17	23	14	11	13	18
Dallas	14	24	11	9	17	8T
Denver	11	3	20	4	*1	11
Det.	18	17	19	17	12	22
G.B.	10	29T	2	8	21	7
Hou.	24T	7	31	14	16	16
Ind.	29	25	22	29	11	29
Jax	13	5	23	3	28	*1
K.C.	3	*1	15	28	18	24
L.A.-C	19	27	12	13	31	5
Rams	7	20	6	22	29	12
Miami	27	28	21	25	5	28
Minn.	2	11	3	20	3	27
N.E.	*1	16	*1	32	26	32
N.O.	6	18T	5	31	24	30
Giants	20	32	8	16	32	6
Jets	30	22	26	24	27	14
Oak.	23	15	24	26	20	23
Phil.	9	9	10	21	6	25
Pitt.	22	29T	16	2	22	2
S.F.	24T	14	25	18T	23	15
Sea.	16	18T	18	23	30	8T
T.B.	15	26	9	30	4	31
Tenn.	5	2	17	27	15	26
Wash.	8	6	13	5	2	13

T = Tied for position

* = League Leader

WEEK 3 / THROUGH SUNDAY, SEPTEMBER 24, 2017

AFC / TEAM/OFFENSE RANK

Tm	(A)	(B)	(C)	(D)	(E)	(F)	(G)	(H)	(I)	(J)	(K)	(L)	(M)	(N)	(O)	(P)	(Q)
BAL	16	15	4	5	16	16	15	6	11	9	7t	8	16	13t	7	12	14
BUF	11	11	7	13	14	10	5	12	13	4	7t	7	8	12	11	13	10t
CIN	15	12	10	10	13	13	14	13	14	14	6	4	4	7	8	16	12t
CLE	6	9	12	8	3	12	16	11	3t	15	3	9t	15	6	4	8	1t
DEN	4	7	3	4	7	11	13	9	2	1	7t	2	1	13t	12	5	15
HOU	10	14	6	6	15	15	10	16	7	8	7t	5	10	3	9	9t	1t
IND	13	13	13	16	9	6	12	14	15t	10	7t	15	5	10	2	9t	12t
JAC	5	6	5	7	10	4	7	2	5t	11t	1t	16	9	4	10	3	8
KC	2	1	1	1	4	2	1t	15	8	6t	7t	14	3	11	6	2	1t
LAC	7	5	14	12	2	5	11	3	3t	13	5	11	12	8	13	14	16
MIA	12	16	15	15	8	14	9	5	10	16	7t	9t	7	9	16	15	1t
NE	1	2	9	11	1	1	1t	10	1	2	7t	1	11	16	15	1	1t
NYJ	14	10	11	9	12	8	8	8	15t	5	1t	6	6	5	5	11	9
OAK	9	4	8	3	11	9	6	7	12	6t	4	13	2	1	1	6	1t
PIT	8	8	16	14	5	7	3	4	9	11t	15t	12	13	15	14	7	10t
TEN	3	3	2	2	6	3	4	1	5t	3	15t	3	14	2	3	4	7

AFC / OPPONENT/DEFENSE RANK

Tm	(A)	(B)	(C)	(D)	(E)	(F)	(G)	(H)	(I)	(J)	(K)	(L)	(M)	(N)	(O)	(P)	(Q)	(R)	(S)
BAL	9	9	9	11	9	8	1	8	9	1	14	1	2	15	15	4	12t	9	15
BUF	4	4	3	5	5	3	3	6	2	9t	10	8	12	5	3	1	12t	7	6
CIN	5	5	12	8	3	4	8	4	5	9t	1t	12	5	10	5	7	12t	15	9t
CLE	6	7	5	3	10	12	10	10	6t	12t	1t	7	1	7	11	14	3	12t	7
DEN	3	3	1	1	6	5	7	9	1	2t	12	10	6	11	2	9	6t	3t	1
HOU	8	10	7	6	8	10	14t	7	3t	5	15t	15	16	8	9	13	8t	14	11
IND	15	12	4	4	15	13	4	12t	13	7	5t	2	7	9	16	15	8t	16	16
JAC	2	1	15	15	1	1	2	1	6t	11	5t	16	3	2	10	3	12t	1	2
KC	14	8	8	10	12	7	5	5	16	14	5t	5	8	4	1	6	6t	2	4
LAC	7	6	16	13	4	6	13	2	10	15	5t	13	15	14	14	10	8t	11	8
MIA	11	15	2	2	14	16	14t	15	11t	2t	1t	14	4	6	12	5	1t	10	13
NE	16	16	13	16	16	15	11	12t	15	6	13	4	9	13	13	16	8t	8	9t
NYJ	10	11	14	14	7	9	6	14	11t	12t	5t	9	10	12	7	12	1t	12t	14
OAK	12	14	10	9	11	14	14t	11	6t	16	1t	3	14	3	8	8	5	3t	12
PIT	1	2	11	12	2	2	9	3	3t	4	11	11	11	1	6	2	4	6	3
TEN	13	13	6	7	13	11	12	16	14	8	15t	6	13	16	4	11	12t	5	5

- (A) Total Yards per Game
- (B) Yards per Play
- (C) Rushing Yards per Game
- (D) Rushing Yards per Attempt
- (E) Passing Net Yards per Game
- (F) Passing Net Yards per Play
- (G) Passing, Percent Had Intercepted
- (H) Sacks per Pass Play
- (I) First Downs per Game
- (J) Third Down Efficiency
- (K) Fourth Down Efficiency
- (L) Punt Return Average
- (M) Kickoff Return Average
- (N) Gross Punting Average
- (O) Net Punting Average
- (P) Points per Game
- (Q) Field Goal Percentage
- Combined Offense/Defense Rank
- (R) Points per Game Differential
- (S) Net Yards per Game Differential

WEEK 3 / THROUGH SUNDAY, SEPTEMBER 24, 2017

NFC / TEAM/OFFENSE RANK

Tm	(A)	(B)	(C)	(D)	(E)	(F)	(G)	(H)	(I)	(J)	(K)	(L)	(M)	(N)	(O)	(P)	(Q)
ARI	8	9	15	16	3	7	16	7	6	10t	5t	15	12	6	15	10	15t
ATL	2	1	4	3	6	2	12	12	3t	6	14t	3	13	3	7	2	1t
CAR	16	16	6	11	16	15	15	16	9t	2t	14t	12	1	9	11	15	1t
CHI	14	13	2	1	15	16	10	9	9t	8	9	9	6	2	9	14	15t
DAL	9	15	12	9	10	13	9	3	9t	13	8	6t	10	13	14	11	1t
DET	12	12	8	10	13	11	4	5	14	9	11t	1	15	16	12	3	1t
GB	7	10	14	12	1	10	8	14	1	2t	1t	4	16	7	6	9	1t
LAR	4	2	11	14	5	1	6	4	8	5	1t	13t	5	4	2	1	1t
MIN	1	4	5	7	2	3	1t	2	5	1	11t	10	4	14	3t	6	1t
NO	3	3	9t	6	4	4	1t	1	7	10t	5t	8	8	1	1	5	12
NYG	13	8	16	15	7	8	13	10	16	15	10	16	11	11	16	16	1t
PHI	6	7	3	5	9	9	7	13	2	2t	3t	6t	7	12	13	4	13
SF	15	11	7	2	14	14	11	15	15	16	7	5	9	15	8	12	1t
SEA	11	14	9t	8	12	12	1t	8	9t	14	3t	11	2	5	10	13	1t
TB	10	6	13	13	8	6	14	6	3t	7	14t	2	3	10	5	8	1t
WAS	5	5	1	4	11	5	5	11	13	12	11t	13t	14	8	3t	7	14

NFC / OPPONENT/DEFENSE RANK

Tm	(A)	(B)	(C)	(D)	(E)	(F)	(G)	(H)	(I)	(J)	(K)	(L)	(M)	(N)	(O)	(P)	(Q)	(R)	(S)
ARI	5	1	5	2	9	6	8t	12	5	12	6t	14	8	3	7	13	8t	12t	5
ATL	7	6	7	15	11	2	13	11	13	5	14	15	6	8	6	7	8t	3	4
CAR	1	2	9	8	1	1	11	3	2	2t	9	9	1	10	12	1	3	8	8
CHI	6	8	6	5	10	12	14t	7	10	11	1t	12	2	11	8	11	6t	14	10
DAL	4	3	10	9	4t	3	5	6	9	13	15t	10	10	6	5	9	1	12t	9
DET	9	10	8	7	12	8	1	8t	12	9	10	13	14	9	1	6	4	2	11
GB	3	9	11	13	3	7	14t	2	3	6	1t	8	13	7	9	8	5	9	2
LAR	13	11	14	11	6	10	3	1	6	4	11t	4	3	16	16	14	2	1	7
MIN	11	13	2	3	14	14	6	14	11	1	1t	1	11	5	10t	5	8t	5	3
NO	16	16	13	14	15	16	4	10	16	16	1t	5	16	2	2	16	8t	10	15
NYG	8	4	16	12	2	4	14t	5	7t	10	11t	16	9	1	4	12	6t	16	13
PHI	12	14	4	10	13	11	7	8t	4	2t	6t	3	12	4	3	10	8t	6	6
SF	10	5	12	6	8	13	12	15	15	15t	2	15	13	13	15	8t	15	14	
SEA	14	12	15	16	4t	5	10	13	7t	8	1t	11	5	14t	14	2	8t	11	12
TB	15	15	3	1	16	15	8t	16	14	14	6t	7	7	14t	10t	4	8t	7	16
WAS	2	7	1	4	7	9	2	4	1	7	13	6	4	12	15	3	8t	4	1

- (A) Total Yards per Game
- (B) Yards per Play
- (C) Rushing Yards per Game
- (D) Rushing Yards per Attempt
- (E) Passing Net Yards per Game
- (F) Passing Net Yards per Play
- (G) Passing, Percent Had Intercepted
- (H) Sacks per Pass Play
- (I) First Downs per Game
- (J) Third Down Efficiency
- (K) Fourth Down Efficiency
- (L) Punt Return Average
- (M) Kickoff Return Average
- (N) Gross Punting Average
- (O) Net Punting Average
- (P) Points per Game
- (Q) Field Goal Percentage
- Combined Offense/Defense Rank
- (R) Points per Game Differential
- (S) Net Yards per Game Differential

WEEK 3 / THROUGH SUNDAY, SEPTEMBER 24, 2017

NFL / TEAM/OFFENSE RANK

Tm	(A)	(B)	(C)	(D)	(E)	(F)	(G)	(H)	(I)	(J)	(K)	(L)	(M)	(N)	(O)	(P)	(Q)
BAL	32	31	4	11	32	32	31	14	24	22	17t	18	31t	22t	16	23t	27
BUF	26	26	12	25	29	20	11	28	27t	15	17t	17	16	18	23	25	21t
CIN	31	27	21	21	28	26	28	29	30	30	14	7	6	10	19	32	23t
CLE	17	21	23	15	14	24	32	23	5t	31	5	19t	29	9	6t	18	1t
DEN	11	17	3	10	20	21	26	21	4	1	17t	4	2	22t	27	8	29t
HOU	24t	29	7	12	31	31	21t	32	13t	21	17t	14	22	3	20	20t	1t
IND	29	28	25	32	22	13	25	30	31t	23	17t	29	7t	15	4	20t	23t
JAC	13	14	5	13	23	10	16	2	7t	25t	1t	30	21	5	21	4	19
KC	3	1	1	1	15	6	1t	31	16	19t	17t	28	5	17	14	3	1t
LAC	19	13	27	24	12	12	24	6	5t	29	9t	21	26	12	28	26t	32
MIA	27	32	28	30	21	29	18	13	22	32	17t	19t	14	13	31	30	1t
NE	1	4	16	22	1	2	1t	22	1	9	17t	3	24t	32	30	2	1t
NYJ	30	22	22	20	26	17	17	20	31t	16t	1t	15t	11	8	9t	22	20
OAK	23	10	15	5	24	19	13	16	26	19t	6t	27	3	1	1	9	1t
PIT	22	19	29t	28	16	15	6	8	17t	25t	28t	22	27	31	29	16	21t
TEN	5	7	2	2	17	9	8	1	7t	10	28t	5	28	2	5	6	18
ARI	12	15	31	31	4	11	30	11	12	13t	9t	31	20	16	26	17	29t
ATL	4	2	10	6	7	3	21t	19	7t	7	28t	6	23	7	12	5	1t
CAR	28	30	13	19	30	28	29	27	17t	3t	28t	24	1	21	18	29	1t
CHI	21	23	8	3	27	30	19	15	17t	11	15	13	12	6	15	28	29t
DAL	14	25	24	17	11	25	15	5	17t	18	13	10t	18	27	25	19	1t
DET	18	20	17	18	19	22	7	9	25	12	17t	1	30	30	22	7	1t
GB	10	16	29t	23	2	18	14	25	2	3t	1t	8	31t	19	11	15	1t
LAR	7	3	20	27	6	1	10	7	15	6	1t	25t	10	11	3	1	1t
MIN	2	6	11	14	3	4	1t	4	11	2	17t	15t	9	28	6t	12	1t
NO	6	5	18t	9	5	5	1t	3	13t	13t	9t	12	15	4	2	11	23t
NYG	20	12	32	29	8	14	23	17	29	27	16	32	19	25	32	31	1t
PHI	9	11	9	8	10	16	12	24	3	3t	6t	10t	13	26	24	10	26
SF	24t	18	14	4	25	27	20	26	27t	28	12	9	17	29	13	23t	1t
SEA	16	24	18t	16	18	23	1t	12	17t	24	6t	23	4	14	17	26t	1t
TB	15	9	26	26	9	8	27	10	7t	8	28t	2	7t	24	9t	14	1t
WAS	8	8	6	7	13	7	9	18	23	16t	17t	25t	24t	20	6t	13	28

- (A) Total Yards per Game
- (B) Yards per Play
- (C) Rushing Yards per Game
- (D) Rushing Yards per Attempt
- (E) Passing Net Yards per Game
- (F) Passing Net Yards per Play
- (G) Passing, Percent Had Intercepted
- (H) Sacks per Pass Play
- (I) First Downs per Game
- (J) Third Down Efficiency
- (K) Fourth Down Efficiency
- (L) Punt Return Average
- (M) Kickoff Return Average
- (N) Gross Punting Average
- (O) Net Punting Average
- (P) Points per Game
- (Q) Field Goal Percentage

WEEK 3 / THROUGH SUNDAY, SEPTEMBER 24, 2017

NFL / OPPONENT/DEFENSE RANK

Tm	(A)	(B)	(C)	(D)	(E)	(F)	(G)	(H)	(I)	(J)	(K)	(L)	(M)	(N)	(O)	(P)	(Q)	(R)	(S)
BAL	18t	16	19	21	17	14	1	13	15t	1	26	3	3	25	28	5	19t	18	30
BUF	6	4	7	10	10	4	5	8	4	17t	19t	18	26	11	7	1	19t	10	15
CIN	7	7	25	15	4	6	17	4	8t	17t	1t	25	6	20	11	9t	19t	30	20t
CLE	11	14	13	6	18	25	19	22	11t	21t	1t	17	2	14	20t	28t	4	25t	16
DEN	4	3	1	1	11	7	12	20	3	3t	22	20	12	21	6	15	9t	6t	2
HOU	14	18	16	12	16	23	27t	10	5t	6	27t	30	32	16	16	26	12t	27	23t
IND	29	24	11	8	29	27	6	25t	23t	15	10t	6	13	18	29	31	12t	32	32
JAC	3	1	28	30	1	1	3	1	11t	19t	10t	32	4	6	18	4	19t	1	3
KC	28	15	18	20	24	13	8	7	32	23	10t	14	14t	9	4	7	9t	2	11
LAC	13	13	31	27	5	11	23	2	19t	24	10t	26	31	24	25	17t	12t	24	17
MIA	25	30	5	5	28	32	27t	28	21t	3t	1t	28	5	12	23	6	1t	23	28
NE	32	32	26	31	32	29	21	25t	30	14	23t	12t	16	23	24	32	12t	16	20t
NYJ	24	22	27	28	14	16	9	27	21t	21t	10t	19	18	22	13	24t	1t	25t	29
OAK	26	28	20	18	23	28	27t	23	11t	29	1t	11	29	8	14t	13t	7	6t	27
PIT	2	2	22	23	2	2	18	3	5t	5	21	22	21	5	12	3	6	9	7
TEN	27	25	15	13	26	24	22	30	27t	16	27t	15	27t	32	10	21t	19t	8	14
ARI	10	5	8	3	19	12	15t	21	10	27	10t	27	17	3	14t	24t	19t	21t	8
ATL	15	11	10	29	21	5	26	19	26	10	30	29	11	15	9	16	19t	5	6
CAR	1	6	14	16	3	3	24	9	2	7t	18	12t	1	19	26	2	8	15	12
CHI	12	17	9	9	20	21	27t	15	19t	26	1t	23	7	26	17	21t	17t	28	18
DAL	9	8	17	17	8t	8	11	14	18	28	31t	16	20	10	8	19	1t	21t	13
DET	17	20	12	14	22	17	2	16t	25	19t	19t	24	25	17	1	13t	9t	4	19
GB	8	19	21	25	7	15	27t	6	5t	11	1t	10	24	13	19	17t	12t	17	4
LAR	22	21	29	22	12	19	7	5	11t	9	23t	5	8	31	32	27	5	3	10
MIN	20	26	3	4	27	26	13	29	23t	2	1t	1	22	7	20t	12	19t	12	5
NO	31	31	24	26	30	31	10	18	31	32	1t	7	30	2	2	30	19t	19	26
NYG	16	9	32	24	6	9	27t	12	15t	25	23t	31	19	1	5	23	17t	31	23t
PHI	21	27	6	19	25	20	14	16t	8t	7t	10t	4	23	4	3	20	19t	13	9
SF	18t	10	23	11	15	22	25	31	29	31	31t	2	27t	28	27	28t	19t	29	25
SEA	23	23	30	32	8t	10	20	24	15t	13	1t	21	10	29t	30	8	19t	20	22
TB	30	29	4	2	31	30	15t	32	27t	30	10t	9	14t	29t	20t	11	19t	14	31
WAS	5	12	2	7	13	18	4	11	1	12	27t	8	9	27	31	9t	19t	11	1

- (A) Total Yards per Game
- (B) Yards per Play
- (C) Rushing Yards per Game
- (D) Rushing Yards per Attempt
- (E) Passing Net Yards per Game
- (F) Passing Net Yards per Play
- (G) Passing, Percent Had Intercepted
- (H) Sacks per Pass Play
- (I) First Downs per Game
- (J) Third Down Efficiency
- (K) Fourth Down Efficiency
- (L) Punt Return Average
- (M) Kickoff Return Average
- (N) Gross Punting Average
- (O) Net Punting Average
- (P) Points per Game
- (Q) Field Goal Percentage
- Combined Offense/Defense Rank
- (R) Points per Game Differential
- (S) Net Yards per Game Differential

WEEK 3 / THROUGH SUNDAY, SEPTEMBER 24, 2017**AFC / TOTAL OFFENSE**

Rank	Team	Total	Rushing	Passing	Total	Rushing	Passing
1)	New England	1322	302	1020	440.7	100.7	340.0
2)	Kansas City	1192	486	706	397.3	162.0	235.3
3)	Tennessee	1160	469	691	386.7	156.3	230.3
4)	Denver	1067	429	638	355.7	143.0	212.7
5)	Jacksonville	1000	420	580	333.3	140.0	193.3
6)	Cleveland	969	261	708	323.0	87.0	236.0
7)	Los Angeles Chargers	946	212	734	315.3	70.7	244.7
8)	Pittsburgh	907	207	700	302.3	69.0	233.3
9)	Oakland	897	321	576	299.0	107.0	192.0
10)	Houston	886	386	500	295.3	128.7	166.7
11)	Buffalo	856	334	522	285.3	111.3	174.0
12)	Miami	561	141	420	280.5	70.5	210.0
13)	Indianapolis	826	243	583	275.3	81.0	194.3
14)	New York Jets	821	267	554	273.7	89.0	184.7
15)	Cincinnati	817	269	548	272.3	89.7	182.7
16)	Baltimore	791	427	364	263.7	142.3	121.3

AFC / TOTAL DEFENSE

Rank	Team	Total	Rushing	Passing	Total	Rushing	Passing
1)	Pittsburgh	778	368	410	259.3	122.7	136.7
2)	Jacksonville	779	406	373	259.7	135.3	124.3
3)	Denver	789	179	610	263.0	59.7	203.3
4)	Buffalo	835	226	609	278.3	75.3	203.0
5)	Cincinnati	878	389	489	292.7	129.7	163.0
6)	Cleveland	962	263	699	320.7	87.7	233.0
7)	Los Angeles Chargers	968	440	528	322.7	146.7	176.0
8)	Houston	971	296	675	323.7	98.7	225.0
9)	Baltimore	1017	336	681	339.0	112.0	227.0
10)	New York Jets	1043	400	643	347.7	133.3	214.3
11)	Miami	703	147	556	351.5	73.5	278.0
12)	Oakland	1093	337	756	364.3	112.3	252.0
13)	Tennessee	1102	277	825	367.3	92.3	275.0
14)	Kansas City	1107	335	772	369.0	111.7	257.3
15)	Indianapolis	1108	257	851	369.3	85.7	283.7
16)	New England	1383	391	992	461.0	130.3	330.7

NFC / TOTAL OFFENSE

Rank	Team	Total	Rushing	Passing	Total	Rushing	Passing
1)	Minnesota	1201	345	856	400.3	115.0	285.3
2)	Atlanta	1164	356	808	388.0	118.7	269.3
3)	New Orleans	1135	290	845	378.3	96.7	281.7
4)	Los Angeles Rams	1123	286	837	374.3	95.3	279.0
5)	Washington	1121	409	712	373.7	136.3	237.3
6)	Philadelphia	1116	358	758	372.0	119.3	252.7
7)	Green Bay	1081	207	874	360.3	69.0	291.3
8)	Arizona	697	128	569	348.5	64.0	284.5
9)	Dallas	660	169	491	330.0	84.5	245.5
10)	Tampa Bay	653	143	510	326.5	71.5	255.0
11)	Seattle	970	290	680	323.3	96.7	226.7
12)	Detroit	948	291	657	316.0	97.0	219.0
13)	New York Giants	918	146	772	306.0	48.7	257.3
14)	Chicago	915	365	550	305.0	121.7	183.3
15)	San Francisco	886	323	563	295.3	107.7	187.7
16)	Carolina	830	325	505	276.7	108.3	168.3

NFC / TOTAL DEFENSE

Rank	Team	Total	Rushing	Passing	Total	Rushing	Passing
1)	Carolina	755	269	486	251.7	89.7	162.0
2)	Washington	816	187	629	272.0	62.3	209.7
3)	Green Bay	890	341	549	296.7	113.7	183.0
4)	Dallas	613	213	400	306.5	106.5	200.0
5)	Arizona	633	158	475	316.5	79.0	237.5
6)	Chicago	965	251	714	321.7	83.7	238.0
7)	Atlanta	992	255	737	330.7	85.0	245.7
8)	New York Giants	1003	460	543	334.3	153.3	181.0
9)	Detroit	1006	258	748	335.3	86.0	249.3
10)	San Francisco	1017	373	644	339.0	124.3	214.7
11)	Minnesota	1021	188	833	340.3	62.7	277.7
12)	Philadelphia	1023	225	798	341.0	75.0	266.0
13)	Los Angeles Rams	1031	417	614	343.7	139.0	204.7
14)	Seattle	1038	438	600	346.0	146.0	200.0
15)	Tampa Bay	804	145	659	402.0	72.5	329.5
16)	New Orleans	1313	380	933	437.7	126.7	311.0

WEEK 3 / THROUGH SUNDAY, SEPTEMBER 24, 2017**NFL / TOTAL OFFENSE**

Rank	Team	Total	Rushing	Passing	Total	Rushing	Passing
1)	New England	1322	302	1020	440.7	100.7	340.0
2)	Minnesota	1201	345	856	400.3	115.0	285.3
3)	Kansas City	1192	486	706	397.3	162.0	235.3
4)	Atlanta	1164	356	808	388.0	118.7	269.3
5)	Tennessee	1160	469	691	386.7	156.3	230.3
6)	New Orleans	1135	290	845	378.3	96.7	281.7
7)	Los Angeles Rams	1123	286	837	374.3	95.3	279.0
8)	Washington	1121	409	712	373.7	136.3	237.3
9)	Philadelphia	1116	358	758	372.0	119.3	252.7
10)	Green Bay	1081	207	874	360.3	69.0	291.3
11)	Denver	1067	429	638	355.7	143.0	212.7
12)	Arizona	697	128	569	348.5	64.0	284.5
13)	Jacksonville	1000	420	580	333.3	140.0	193.3
14)	Dallas	660	169	491	330.0	84.5	245.5
15)	Tampa Bay	653	143	510	326.5	71.5	255.0
16)	Seattle	970	290	680	323.3	96.7	226.7
17)	Cleveland	969	261	708	323.0	87.0	236.0
18)	Detroit	948	291	657	316.0	97.0	219.0
19)	Los Angeles Chargers	946	212	734	315.3	70.7	244.7
20)	New York Giants	918	146	772	306.0	48.7	257.3
21)	Chicago	915	365	550	305.0	121.7	183.3
22)	Pittsburgh	907	207	700	302.3	69.0	233.3
23)	Oakland	897	321	576	299.0	107.0	192.0
24t)	Houston	886	386	500	295.3	128.7	166.7
24t)	San Francisco	886	323	563	295.3	107.7	187.7
26)	Buffalo	856	334	522	285.3	111.3	174.0
27)	Miami	561	141	420	280.5	70.5	210.0
28)	Carolina	830	325	505	276.7	108.3	168.3
29)	Indianapolis	826	243	583	275.3	81.0	194.3
30)	New York Jets	821	267	554	273.7	89.0	184.7
31)	Cincinnati	817	269	548	272.3	89.7	182.7
32)	Baltimore	791	427	364	263.7	142.3	121.3

NFL / TOTAL DEFENSE

Rank	Team	Total	Rushing	Passing	Total	Rushing	Passing
1)	Carolina	755	269	486	251.7	89.7	162.0
2)	Pittsburgh	778	368	410	259.3	122.7	136.7
3)	Jacksonville	779	406	373	259.7	135.3	124.3
4)	Denver	789	179	610	263.0	59.7	203.3
5)	Washington	816	187	629	272.0	62.3	209.7
6)	Buffalo	835	226	609	278.3	75.3	203.0
7)	Cincinnati	878	389	489	292.7	129.7	163.0
8)	Green Bay	890	341	549	296.7	113.7	183.0
9)	Dallas	613	213	400	306.5	106.5	200.0
10)	Arizona	633	158	475	316.5	79.0	237.5
11)	Cleveland	962	263	699	320.7	87.7	233.0
12)	Chicago	965	251	714	321.7	83.7	238.0
13)	Los Angeles Chargers	968	440	528	322.7	146.7	176.0
14)	Houston	971	296	675	323.7	98.7	225.0
15)	Atlanta	992	255	737	330.7	85.0	245.7
16)	New York Giants	1003	460	543	334.3	153.3	181.0
17)	Detroit	1006	258	748	335.3	86.0	249.3
18t)	Baltimore	1017	336	681	339.0	112.0	227.0
18t)	San Francisco	1017	373	644	339.0	124.3	214.7
20)	Minnesota	1021	188	833	340.3	62.7	277.7
21)	Philadelphia	1023	225	798	341.0	75.0	266.0
22)	Los Angeles Rams	1031	417	614	343.7	139.0	204.7
23)	Seattle	1038	438	600	346.0	146.0	200.0
24)	New York Jets	1043	400	643	347.7	133.3	214.3
25)	Miami	703	147	556	351.5	73.5	278.0
26)	Oakland	1093	337	756	364.3	112.3	252.0
27)	Tennessee	1102	277	825	367.3	92.3	275.0
28)	Kansas City	1107	335	772	369.0	111.7	257.3
29)	Indianapolis	1108	257	851	369.3	85.7	283.7
30)	Tampa Bay	804	145	659	402.0	72.5	329.5
31)	New Orleans	1313	380	933	437.7	126.7	311.0
32)	New England	1383	391	992	461.0	130.3	330.7

WEEK 3 / THROUGH SUNDAY, SEPTEMBER 24, 2017

AFC / TAKEAWAYS, GIVEAWAYS

Rank	Team	TAKEAWAYS			GIVEAWAYS			Net Diff
		Int	Fum	Total	Int	Fum	Total	
1)	Jacksonville	4	4	8	2	1	3	= +5
2t)	Baltimore	8	2	10	4	2	6	= +4
2t)	Kansas City	4	1	5	0	1	1	= +4
4)	Buffalo	4	0	4	1	0	1	= +3
5t)	New England	2	1	3	0	1	1	= +2
5t)	Tennessee	2	1	3	1	0	1	= +2
7t)	Oakland	0	4	4	2	1	3	= +1
7t)	Pittsburgh	2	2	4	1	2	3	= +1
9)	Indianapolis	4	1	5	3	2	5	= 0
10)	Miami	0	1	1	2	0	2	= -1
11t)	Los Angeles Chargers	1	1	2	4	0	4	= -2
11t)	New York Jets	3	0	3	2	3	5	= -2
13)	Denver	3	0	3	4	2	6	= -3
14)	Houston	0	2	2	3	3	6	= -4
15t)	Cincinnati	2	0	2	4	3	7	= -5
15t)	Cleveland	2	2	4	8	1	9	= -5
	Totals	41	22	63	41	22	63	= 0

NFC / TAKEAWAYS, GIVEAWAYS

Rank	Team	TAKEAWAYS			GIVEAWAYS			Net Diff
		Int	Fum	Total	Int	Fum	Total	
1)	Detroit	7	1	8	1	1	2	= +6
2)	New Orleans	3	0	3	0	0	0	= +3
3)	Minnesota	3	0	3	0	1	1	= +2
4t)	Dallas	2	1	3	2	0	2	= +1
4t)	Philadelphia	3	3	6	2	3	5	= +1
4t)	Seattle	2	0	2	0	1	1	= +1
4t)	Washington	4	3	7	1	5	6	= +1
8t)	Los Angeles Rams	3	2	5	1	4	5	= 0
8t)	Tampa Bay	2	2	4	3	1	4	= 0
10t)	Atlanta	1	1	2	3	0	3	= -1
10t)	San Francisco	1	3	4	3	2	5	= -1
12t)	Green Bay	0	2	2	3	1	4	= -2
12t)	New York Giants	0	2	2	4	0	4	= -2
14t)	Arizona	2	0	2	4	1	5	= -3
14t)	Carolina	1	1	2	4	1	5	= -3
14t)	Chicago	0	3	3	3	3	6	= -3
	Totals	34	24	58	34	24	58	= 0

NFL / TAKEAWAYS, GIVEAWAYS

Rank	Team	TAKEAWAYS			GIVEAWAYS			Net Diff
		Int	Fum	Total	Int	Fum	Total	
1)	Detroit	7	1	8	1	1	2	= +6
2)	Jacksonville	4	4	8	2	1	3	= +5
3t)	Baltimore	8	2	10	4	2	6	= +4
3t)	Kansas City	4	1	5	0	1	1	= +4
5t)	Buffalo	4	0	4	1	0	1	= +3
5t)	New Orleans	3	0	3	0	0	0	= +3
7t)	New England	2	1	3	0	1	1	= +2
7t)	Tennessee	2	1	3	1	0	1	= +2
7t)	Minnesota	3	0	3	0	1	1	= +2
10t)	Oakland	0	4	4	2	1	3	= +1
10t)	Pittsburgh	2	2	4	1	2	3	= +1
10t)	Dallas	2	1	3	2	0	2	= +1
10t)	Philadelphia	3	3	6	2	3	5	= +1
10t)	Seattle	2	0	2	0	1	1	= +1
10t)	Washington	4	3	7	1	5	6	= +1
16t)	Indianapolis	4	1	5	3	2	5	= 0
16t)	Los Angeles Rams	3	2	5	1	4	5	= 0
16t)	Tampa Bay	2	2	4	3	1	4	= 0
19t)	Miami	0	1	1	2	0	2	= -1
19t)	Atlanta	1	1	2	3	0	3	= -1
19t)	San Francisco	1	3	4	3	2	5	= -1
22t)	Los Angeles Chargers	1	1	2	4	0	4	= -2
22t)	New York Jets	3	0	3	2	3	5	= -2
22t)	Green Bay	0	2	2	3	1	4	= -2
22t)	New York Giants	0	2	2	4	0	4	= -2
26t)	Denver	3	0	3	4	2	6	= -3
26t)	Arizona	2	0	2	4	1	5	= -3
26t)	Carolina	1	1	2	4	1	5	= -3
26t)	Chicago	0	3	3	3	3	6	= -3
30)	Houston	0	2	2	3	3	6	= -4
31t)	Cincinnati	2	0	2	4	3	7	= -5
31t)	Cleveland	2	2	4	8	1	9	= -5
	Totals	75	46	121	75	46	121	= 0

WEEK 3 / THROUGH SUNDAY, SEPTEMBER 24, 2017**AFC / TEAM/OFFENSE INSIDE THE 20**

Rank	Team	Poss	Pts	TD	TD%	FG	Score	Score%
1)	Kansas City	8	48	6	75.0	2	8	100.0
2)	Buffalo	7	38	5	71.4	1	6	85.7
3t)	Cleveland	9	46	6	66.7	1	7	77.8
3t)	Denver	12	65	8	66.7	3	11	91.7
3t)	Jacksonville	12	63	8	66.7	3	11	91.7
3t)	Oakland	9	51	6	66.7	3	9	100.0
7t)	Baltimore	8	44	5	62.5	3	8	100.0
7t)	Indianapolis	8	43	5	62.5	3	8	100.0
7t)	Los Angeles Chargers	8	38	5	62.5	1	6	75.0
10t)	New York Jets	5	26	3	60.0	2	5	100.0
10t)	Pittsburgh	10	51	6	60.0	3	9	90.0
12)	New England	15	70	8	53.3	5	13	86.7
13)	Tennessee	10	46	4	40.0	6	10	100.0
14)	Houston	6	23	2	33.3	3	5	83.3
15t)	Cincinnati	8	23	2	25.0	3	5	62.5
15t)	Miami	4	15	1	25.0	3	4	100.0

AFC / OPPONENTS/DEFENSE INSIDE THE 20

Rank	Team	Poss	Pts	TD	TD%	FG	Score	Score%
1)	Buffalo	7	28	2	28.6	5	7	100.0
2)	Oakland	8	36	3	37.5	5	8	100.0
3t)	Baltimore	10	34	4	40.0	2	6	60.0
3t)	Los Angeles Chargers	10	43	4	40.0	5	9	90.0
5)	Kansas City	14	57	6	42.9	5	11	78.6
6t)	Cincinnati	9	43	4	44.4	5	9	100.0
6t)	Houston	9	39	4	44.4	4	8	88.9
8)	Indianapolis	12	58	7	58.3	3	10	83.3
9)	Miami	5	24	3	60.0	1	4	80.0
10)	Denver	8	38	5	62.5	1	6	75.0
11)	New England	9	51	6	66.7	3	9	100.0
12)	Jacksonville	7	38	5	71.4	1	6	85.7
13)	Pittsburgh	8	47	6	75.0	2	8	100.0
14t)	New York Jets	9	51	7	77.8	1	8	88.9
14t)	Tennessee	9	51	7	77.8	1	8	88.9
16)	Cleveland	10	62	8	80.0	2	10	100.0

NFC / TEAM/OFFENSE INSIDE THE 20

Rank	Team	Poss	Pts	TD	TD%	FG	Score	Score%
1)	Detroit	7	35	5	71.4	1	6	85.7
2t)	Green Bay	9	51	6	66.7	3	9	100.0
2t)	Los Angeles Rams	15	82	10	66.7	4	14	93.3
2t)	Philadelphia	9	47	6	66.7	2	8	88.9
5t)	Atlanta	10	51	6	60.0	3	9	90.0
5t)	Chicago	10	44	6	60.0	1	7	70.0
7)	Minnesota	12	59	7	58.3	4	11	91.7
8t)	San Francisco	10	45	5	50.0	4	9	90.0
8t)	Tampa Bay	6	27	3	50.0	2	5	83.3
10)	New Orleans	11	53	5	45.5	6	11	100.0
11)	Seattle	9	39	4	44.4	4	8	88.9
12)	New York Giants	8	30	3	37.5	3	6	75.0
13)	Washington	9	33	3	33.3	4	7	77.8
14t)	Arizona	7	22	2	28.6	3	5	71.4
14t)	Dallas	7	23	2	28.6	3	5	71.4
16)	Carolina	8	32	2	25.0	6	8	100.0

NFC / OPPONENTS/DEFENSE INSIDE THE 20

Rank	Team	Poss	Pts	TD	TD%	FG	Score	Score%
1)	Seattle	7	25	1	14.3	6	7	100.0
2t)	Minnesota	10	46	4	40.0	6	10	100.0
2t)	Philadelphia	10	37	4	40.0	3	7	70.0
4)	Chicago	12	50	5	41.7	5	10	83.3
5)	New Orleans	15	65	7	46.7	6	13	86.7
6t)	Carolina	4	17	2	50.0	1	3	75.0
6t)	Detroit	10	43	5	50.0	3	8	80.0
6t)	Tampa Bay	8	34	4	50.0	2	6	75.0
9)	San Francisco	13	63	7	53.8	5	12	92.3
10)	Atlanta	9	41	5	55.6	2	7	77.8
11)	Washington	7	36	4	57.1	3	7	100.0
12)	New York Giants	8	44	5	62.5	3	8	100.0
13)	Los Angeles Rams	12	62	8	66.7	3	11	91.7
14)	Green Bay	7	41	5	71.4	2	7	100.0
15t)	Arizona	5	28	4	80.0	1	5	100.0
15t)	Dallas	5	31	4	80.0	1	5	100.0

WEEK 3 / THROUGH SUNDAY, SEPTEMBER 24, 2017**NFL / TEAM/OFFENSE INSIDE THE 20**

Rank	Team	Poss	Pts	TD	TD%	FG	Score	Score%
1)	Kansas City	8	48	6	75.0	2	8	100.0
2t)	Buffalo	7	38	5	71.4	1	6	85.7
2t)	Detroit	7	35	5	71.4	1	6	85.7
4t)	Cleveland	9	46	6	66.7	1	7	77.8
4t)	Denver	12	65	8	66.7	3	11	91.7
4t)	Green Bay	9	51	6	66.7	3	9	100.0
4t)	Jacksonville	12	63	8	66.7	3	11	91.7
4t)	Los Angeles Rams	15	82	10	66.7	4	14	93.3
4t)	Oakland	9	51	6	66.7	3	9	100.0
4t)	Philadelphia	9	47	6	66.7	2	8	88.9
11t)	Baltimore	8	44	5	62.5	3	8	100.0
11t)	Indianapolis	8	43	5	62.5	3	8	100.0
11t)	Los Angeles Chargers	8	38	5	62.5	1	6	75.0
14t)	Atlanta	10	51	6	60.0	3	9	90.0
14t)	Chicago	10	44	6	60.0	1	7	70.0
14t)	New York Jets	5	26	3	60.0	2	5	100.0
14t)	Pittsburgh	10	51	6	60.0	3	9	90.0
18)	Minnesota	12	59	7	58.3	4	11	91.7
19)	New England	15	70	8	53.3	5	13	86.7
20t)	San Francisco	10	45	5	50.0	4	9	90.0
20t)	Tampa Bay	6	27	3	50.0	2	5	83.3
22)	New Orleans	11	53	5	45.5	6	11	100.0
23)	Seattle	9	39	4	44.4	4	8	88.9
24)	Tennessee	10	46	4	40.0	6	10	100.0
25)	New York Giants	8	30	3	37.5	3	6	75.0
26t)	Houston	6	23	2	33.3	3	5	83.3
26t)	Washington	9	33	3	33.3	4	7	77.8
28t)	Arizona	7	22	2	28.6	3	5	71.4
28t)	Dallas	7	23	2	28.6	3	5	71.4
30t)	Carolina	8	32	2	25.0	6	8	100.0
30t)	Cincinnati	8	23	2	25.0	3	5	62.5
30t)	Miami	4	15	1	25.0	3	4	100.0

NFL / OPPONENTS/DEFENSE INSIDE THE 20

Rank	Team	Poss	Pts	TD	TD%	FG	Score	Score%
1)	Seattle	7	25	1	14.3	6	7	100.0
2)	Buffalo	7	28	2	28.6	5	7	100.0
3)	Oakland	8	36	3	37.5	5	8	100.0
4t)	Baltimore	10	34	4	40.0	2	6	60.0
4t)	Los Angeles Chargers	10	43	4	40.0	5	9	90.0
4t)	Minnesota	10	46	4	40.0	6	10	100.0
4t)	Philadelphia	10	37	4	40.0	3	7	70.0
8)	Chicago	12	50	5	41.7	5	10	83.3
9)	Kansas City	14	57	6	42.9	5	11	78.6
10t)	Cincinnati	9	43	4	44.4	5	9	100.0
10t)	Houston	9	39	4	44.4	4	8	88.9
12)	New Orleans	15	65	7	46.7	6	13	86.7
13t)	Carolina	4	17	2	50.0	1	3	75.0
13t)	Detroit	10	43	5	50.0	3	8	80.0
13t)	Tampa Bay	8	34	4	50.0	2	6	75.0
16)	San Francisco	13	63	7	53.8	5	12	92.3
17)	Atlanta	9	41	5	55.6	2	7	77.8
18)	Washington	7	36	4	57.1	3	7	100.0
19)	Indianapolis	12	58	7	58.3	3	10	83.3
20)	Miami	5	24	3	60.0	1	4	80.0
21t)	Denver	8	38	5	62.5	1	6	75.0
21t)	New York Giants	8	44	5	62.5	3	8	100.0
23t)	Los Angeles Rams	12	62	8	66.7	3	11	91.7
23t)	New England	9	51	6	66.7	3	9	100.0
25t)	Green Bay	7	41	5	71.4	2	7	100.0
25t)	Jacksonville	7	38	5	71.4	1	6	85.7
27)	Pittsburgh	8	47	6	75.0	2	8	100.0
28t)	New York Jets	9	51	7	77.8	1	8	88.9
28t)	Tennessee	9	51	7	77.8	1	8	88.9
30t)	Arizona	5	28	4	80.0	1	5	100.0
30t)	Cleveland	10	62	8	80.0	2	10	100.0
30t)	Dallas	5	31	4	80.0	1	5	100.0

WEEK 3 / THROUGH SUNDAY, SEPTEMBER 24, 2017

AFC / OFFENSE/TEAMS: FIRST DOWNS, THIRD DOWNS, FOURTH DOWNS

Rank	Team	FIRST DOWNS				THIRD DOWNS			FOURTH DOWNS		
		Total	Rush	Pass	Pen	Made	Att	Pct	Made	Att	Pct
1)	New England	75	19	46	10	17	40	42.5	0	2	0.0
2)	Denver	69	25	36	8	23	44	52.3	0	2	0.0
3t)	Cleveland	65	16	37	12	10	37	27.0	3	4	75.0
3t)	Los Angeles Chargers	65	11	44	10	10	33	30.3	1	2	50.0
5t)	Jacksonville	63	20	34	9	12	37	32.4	3	3	100.0
5t)	Tennessee	63	22	34	7	17	41	41.5	0	0	---
7)	Houston	60	17	30	13	15	41	36.6	0	1	0.0
8)	Kansas City	58	22	34	2	13	35	37.1	0	1	0.0
9)	Pittsburgh	57	13	36	8	12	37	32.4	0	0	---
10)	Miami	37	6	25	6	6	25	24.0	0	4	0.0
11)	Baltimore	53	21	25	7	13	36	36.1	0	1	0.0
12)	Oakland	50	13	32	5	13	35	37.1	2	3	66.7
13)	Buffalo	49	16	30	3	18	46	39.1	0	2	0.0
14)	Cincinnati	47	13	29	5	12	40	30.0	1	3	33.3
15t)	Indianapolis	44	15	24	5	16	45	35.6	0	1	0.0
15t)	New York Jets	44	12	26	6	15	39	38.5	1	1	100.0
	Totals	899	261	522	116	222	611	36.3	11	30	36.7

AFC / DEFENSE/OPPONENTS: FIRST DOWNS, THIRD DOWNS, FOURTH DOWNS

Rank	Team	FIRST DOWNS				THIRD DOWNS			FOURTH DOWNS		
		Total	Rush	Pass	Pen	Made	Att	Pct	Made	Att	Pct
1)	Denver	49	8	35	6	12	42	28.6	3	7	42.9
2)	Buffalo	51	15	30	6	17	44	38.6	1	3	33.3
3t)	Houston	52	12	32	8	13	40	32.5	2	3	66.7
3t)	Pittsburgh	52	21	24	7	12	39	30.8	2	5	40.0
5)	Cincinnati	53	18	26	9	17	44	38.6	0	0	---
6t)	Cleveland	56	14	36	6	17	41	41.5	0	0	---
6t)	Jacksonville	56	22	24	10	14	36	38.9	0	2	0.0
6t)	Oakland	56	15	38	3	21	41	51.2	0	0	---
9)	Baltimore	58	16	33	9	9	37	24.3	3	5	60.0
10)	Los Angeles Chargers	59	21	34	4	17	40	42.5	0	2	0.0
11t)	Miami	40	7	28	5	6	21	28.6	0	0	---
11t)	New York Jets	60	16	36	8	17	41	41.5	0	3	0.0
13)	Indianapolis	61	14	40	7	16	42	38.1	0	1	0.0
14)	Tennessee	66	15	49	2	15	39	38.5	2	3	66.7
15)	New England	69	20	45	4	14	37	37.8	1	2	50.0
16)	Kansas City	76	21	43	12	18	43	41.9	0	2	0.0
	Totals	914	255	553	106	235	627	37.5	14	38	36.8

WEEK 3 / THROUGH SUNDAY, SEPTEMBER 24, 2017

NFC / OFFENSE/TEAMS: FIRST DOWNS, THIRD DOWNS, FOURTH DOWNS

Rank	Team	FIRST DOWNS				THIRD DOWNS			FOURTH DOWNS		
		Total	Rush	Pass	Pen	Made	Att	Pct	Made	Att	Pct
1)	Green Bay	72	16	49	7	21	43	48.8	3	3	100.0
2)	Philadelphia	70	20	44	6	21	43	48.8	2	3	66.7
3t)	Atlanta	63	20	39	4	14	31	45.2	0	0	---
3t)	Tampa Bay	42	6	32	4	9	21	42.9	0	0	---
5)	Minnesota	62	17	38	7	21	42	50.0	0	3	0.0
6)	Arizona	41	6	29	6	12	30	40.0	1	2	50.0
7)	New Orleans	60	17	41	2	14	35	40.0	1	2	50.0
8)	Los Angeles Rams	59	16	36	7	18	38	47.4	1	1	100.0
9t)	Carolina	57	26	27	4	21	43	48.8	0	0	---
9t)	Chicago	57	20	31	6	16	39	41.0	1	4	25.0
9t)	Dallas	38	10	24	4	11	29	37.9	2	5	40.0
9t)	Seattle	57	16	38	3	15	45	33.3	2	3	66.7
13)	Washington	55	15	38	2	15	39	38.5	0	1	0.0
14)	Detroit	52	11	37	4	18	44	40.9	0	2	0.0
15)	San Francisco	49	14	29	6	13	41	31.7	3	7	42.9
16)	New York Giants	48	6	39	3	11	34	32.4	1	5	20.0
	Totals	882	236	571	75	250	597	41.9	17	41	41.5

NFC / DEFENSE/OPPONENTS: FIRST DOWNS, THIRD DOWNS, FOURTH DOWNS

Rank	Team	FIRST DOWNS				THIRD DOWNS			FOURTH DOWNS		
		Total	Rush	Pass	Pen	Made	Att	Pct	Made	Att	Pct
1)	Washington	40	7	29	4	13	37	35.1	2	3	66.7
2)	Carolina	44	13	30	1	12	36	33.3	1	6	16.7
3)	Green Bay	52	16	33	3	12	35	34.3	0	0	---
4)	Philadelphia	53	11	39	3	11	33	33.3	0	3	0.0
5)	Arizona	37	9	26	2	16	34	47.1	0	1	0.0
6)	Los Angeles Rams	56	18	33	5	14	41	34.1	2	4	50.0
7t)	New York Giants	58	27	27	4	20	44	45.5	2	4	50.0
7t)	Seattle	58	18	30	10	15	42	35.7	0	0	---
9)	Dallas	39	13	22	4	13	27	48.1	1	1	100.0
10)	Chicago	59	16	36	7	17	37	45.9	0	0	---
11)	Minnesota	61	9	45	7	8	30	26.7	0	0	---
12)	Detroit	64	15	42	7	14	36	38.9	1	3	33.3
13)	Atlanta	65	13	44	8	13	38	34.2	4	5	80.0
14)	Tampa Bay	44	8	32	4	14	27	51.9	0	2	0.0
15)	San Francisco	67	25	32	10	23	44	52.3	1	1	100.0
16)	New Orleans	70	24	40	6	22	40	55.0	0	0	---
	Totals	867	242	540	85	237	581	40.8	14	33	42.4

WEEK 3 / THROUGH SUNDAY, SEPTEMBER 24, 2017

NFL / OFFENSE/TEAMS: FIRST DOWNS, THIRD DOWNS, FOURTH DOWNS

Rank	Team	FIRST DOWNS				THIRD DOWNS			FOURTH DOWNS		
		Total	Rush	Pass	Pen	Made	Att	Pct	Made	Att	Pct
1)	New England	75	19	46	10	17	40	42.5	0	2	0.0
2)	Green Bay	72	16	49	7	21	43	48.8	3	3	100.0
3)	Philadelphia	70	20	44	6	21	43	48.8	2	3	66.7
4)	Denver	69	25	36	8	23	44	52.3	0	2	0.0
5t)	Cleveland	65	16	37	12	10	37	27.0	3	4	75.0
5t)	Los Angeles Chargers	65	11	44	10	10	33	30.3	1	2	50.0
7t)	Jacksonville	63	20	34	9	12	37	32.4	3	3	100.0
7t)	Tennessee	63	22	34	7	17	41	41.5	0	0	---
7t)	Atlanta	63	20	39	4	14	31	45.2	0	0	---
7t)	Tampa Bay	42	6	32	4	9	21	42.9	0	0	---
11)	Minnesota	62	17	38	7	21	42	50.0	0	3	0.0
12)	Arizona	41	6	29	6	12	30	40.0	1	2	50.0
13t)	Houston	60	17	30	13	15	41	36.6	0	1	0.0
13t)	New Orleans	60	17	41	2	14	35	40.0	1	2	50.0
15)	Los Angeles Rams	59	16	36	7	18	38	47.4	1	1	100.0
16)	Kansas City	58	22	34	2	13	35	37.1	0	1	0.0
17t)	Pittsburgh	57	13	36	8	12	37	32.4	0	0	---
17t)	Carolina	57	26	27	4	21	43	48.8	0	0	---
17t)	Chicago	57	20	31	6	16	39	41.0	1	4	25.0
17t)	Dallas	38	10	24	4	11	29	37.9	2	5	40.0
17t)	Seattle	57	16	38	3	15	45	33.3	2	3	66.7
22)	Miami	37	6	25	6	6	25	24.0	0	4	0.0
23)	Washington	55	15	38	2	15	39	38.5	0	1	0.0
24)	Baltimore	53	21	25	7	13	36	36.1	0	1	0.0
25)	Detroit	52	11	37	4	18	44	40.9	0	2	0.0
26)	Oakland	50	13	32	5	13	35	37.1	2	3	66.7
27t)	Buffalo	49	16	30	3	18	46	39.1	0	2	0.0
27t)	San Francisco	49	14	29	6	13	41	31.7	3	7	42.9
29)	New York Giants	48	6	39	3	11	34	32.4	1	5	20.0
30)	Cincinnati	47	13	29	5	12	40	30.0	1	3	33.3
31t)	Indianapolis	44	15	24	5	16	45	35.6	0	1	0.0
31t)	New York Jets	44	12	26	6	15	39	38.5	1	1	100.0
	Totals	1781	497	1093	191	472	1208	39.1	28	71	39.4

NFL / DEFENSE/OPPONENTS: FIRST DOWNS, THIRD DOWNS, FOURTH DOWNS

Rank	Team	FIRST DOWNS				THIRD DOWNS			FOURTH DOWNS		
		Total	Rush	Pass	Pen	Made	Att	Pct	Made	Att	Pct
1)	Washington	40	7	29	4	13	37	35.1	2	3	66.7
2)	Carolina	44	13	30	1	12	36	33.3	1	6	16.7
3)	Denver	49	8	35	6	12	42	28.6	3	7	42.9
4)	Buffalo	51	15	30	6	17	44	38.6	1	3	33.3
5t)	Houston	52	12	32	8	13	40	32.5	2	3	66.7
5t)	Pittsburgh	52	21	24	7	12	39	30.8	2	5	40.0
5t)	Green Bay	52	16	33	3	12	35	34.3	0	0	---
8t)	Cincinnati	53	18	26	9	17	44	38.6	0	0	---
8t)	Philadelphia	53	11	39	3	11	33	33.3	0	3	0.0
10)	Arizona	37	9	26	2	16	34	47.1	0	1	0.0
11t)	Cleveland	56	14	36	6	17	41	41.5	0	0	---
11t)	Jacksonville	56	22	24	10	14	36	38.9	0	2	0.0
11t)	Oakland	56	15	38	3	21	41	51.2	0	0	---
11t)	Los Angeles Rams	56	18	33	5	14	41	34.1	2	4	50.0
15t)	Baltimore	58	16	33	9	9	37	24.3	3	5	60.0
15t)	New York Giants	58	27	27	4	20	44	45.5	2	4	50.0
15t)	Seattle	58	18	30	10	15	42	35.7	0	0	---
18)	Dallas	39	13	22	4	13	27	48.1	1	1	100.0
19t)	Los Angeles Chargers	59	21	34	4	17	40	42.5	0	2	0.0
19t)	Chicago	59	16	36	7	17	37	45.9	0	0	---
21t)	Miami	40	7	28	5	6	21	28.6	0	0	---
21t)	New York Jets	60	16	36	8	17	41	41.5	0	3	0.0
23t)	Indianapolis	61	14	40	7	16	42	38.1	0	1	0.0
23t)	Minnesota	61	9	45	7	8	30	26.7	0	0	---
25)	Detroit	64	15	42	7	14	36	38.9	1	3	33.3
26)	Atlanta	65	13	44	8	13	38	34.2	4	5	80.0
27t)	Tennessee	66	15	49	2	15	39	38.5	2	3	66.7
27t)	Tampa Bay	44	8	32	4	14	27	51.9	0	2	0.0
29)	San Francisco	67	25	32	10	23	44	52.3	1	1	100.0
30)	New England	69	20	45	4	14	37	37.8	1	2	50.0
31)	New Orleans	70	24	40	6	22	40	55.0	0	0	---
32)	Kansas City	76	21	43	12	18	43	41.9	0	2	0.0
	Totals	1781	497	1093	191	472	1208	39.1	28	71	39.4

WEEK 3 / THROUGH SUNDAY, SEPTEMBER 24, 2017**AFC / FIRST-DOWN PLAYS BY TEAMS**

Rank	Team	Yds/Play	Plays	Yards
1)	Kansas City	9.58	79	757
2)	New England	7.09	97	688
3)	Tennessee	6.37	86	548
4)	Cincinnati	6.28	80	502
5)	Jacksonville	5.67	86	488
6)	Pittsburgh	5.40	83	448
7)	Oakland	5.32	73	388
8)	Los Angeles Chargers	5.02	85	427
9)	Denver	4.92	91	448
10)	Houston	4.91	88	432
11)	Cleveland	4.77	91	434
12)	Miami	4.38	56	245
13)	Indianapolis	3.86	77	297
14)	Buffalo	3.82	77	294
15)	New York Jets	3.80	71	270
16)	Baltimore	3.73	82	306
	TOTAL	5.35	1302	6972

AFC / FIRST-DOWN PLAYS BY OPPONENTS

Rank	Team	Yds/Play	Plays	Yards
1)	Cleveland	3.77	84	317
2)	Pittsburgh	4.15	79	328
3)	Denver	4.34	77	334
4)	Buffalo	4.53	79	358
5)	Cincinnati	4.80	80	384
6)	Baltimore	4.81	86	414
7)	Jacksonville	4.86	84	408
8)	New York Jets	4.98	81	403
9)	Kansas City	5.19	100	519
10)	Oakland	5.27	79	416
11)	Miami	5.50	54	297
12)	Los Angeles Chargers	5.81	83	482
13)	Indianapolis	5.88	88	517
14)	Houston	6.95	80	556
15)	Tennessee	7.16	92	659
16)	New England	8.40	92	773
	TOTAL	5.44	1318	7165

NFC / FIRST-DOWN PLAYS BY TEAMS

Rank	Team	Yds/Play	Plays	Yards
1)	Los Angeles Rams	7.20	80	576
2)	New Orleans	6.78	80	542
3)	San Francisco	6.52	75	489
4)	Seattle	6.10	87	531
5)	Tampa Bay	6.09	57	347
6)	Atlanta	6.02	87	524
7)	Minnesota	5.31	81	430
8)	Arizona	5.26	58	305
9)	Green Bay	5.25	93	488
10)	Philadelphia	5.22	97	506
11)	Carolina	4.95	84	416
12)	New York Giants	4.94	77	380
13)	Washington	4.35	82	357
14)	Dallas	4.11	57	234
15)	Chicago	4.07	81	330
16)	Detroit	4.05	80	324
	TOTAL	5.40	1256	6779

NFC / FIRST-DOWN PLAYS BY OPPONENTS

Rank	Team	Yds/Play	Plays	Yards
1)	Dallas	3.89	54	210
2)	San Francisco	4.16	90	374
3)	New York Giants	4.21	82	345
4)	Arizona	4.24	58	246
5)	Atlanta	4.58	89	408
6)	Chicago	4.68	81	379
7)	Philadelphia	4.90	78	382
8)	Carolina	4.96	70	347
9)	Detroit	5.10	92	469
10)	Seattle	5.32	82	436
11)	Washington	5.33	72	384
12)	Tampa Bay	5.86	57	334
13)	Los Angeles Rams	6.01	83	499
14)	Green Bay	6.79	76	516
15)	New Orleans	6.87	90	618

16) Minnesota	7.43	86	639
TOTAL	5.31	1240	6586

WEEK 3 / THROUGH SUNDAY, SEPTEMBER 24, 2017**NFL / FIRST-DOWN PLAYS BY TEAMS**

Rank	Team	Yds/Play	Plays	Yards
1)	Kansas City	9.58	79	757
2)	Los Angeles Rams	7.20	80	576
3)	New England	7.09	97	688
4)	New Orleans	6.78	80	542
5)	San Francisco	6.52	75	489
6)	Tennessee	6.37	86	548
7)	Cincinnati	6.28	80	502
8)	Seattle	6.10	87	531
9)	Tampa Bay	6.09	57	347
10)	Atlanta	6.02	87	524
11)	Jacksonville	5.67	86	488
12)	Pittsburgh	5.40	83	448
13)	Oakland	5.32	73	388
14)	Minnesota	5.31	81	430
15)	Arizona	5.26	58	305
16)	Green Bay	5.25	93	488
17)	Philadelphia	5.22	97	506
18)	Los Angeles Chargers	5.02	85	427
19)	Carolina	4.95	84	416
20)	New York Giants	4.94	77	380
21)	Denver	4.92	91	448
22)	Houston	4.91	88	432
23)	Cleveland	4.77	91	434
24)	Miami	4.38	56	245
25)	Washington	4.35	82	357
26)	Dallas	4.11	57	234
27)	Chicago	4.07	81	330
28)	Detroit	4.05	80	324
29)	Indianapolis	3.86	77	297
30)	Buffalo	3.82	77	294
31)	New York Jets	3.80	71	270
32)	Baltimore	3.73	82	306
	TOTAL	5.38	2558	13751

NFL / FIRST-DOWN PLAYS BY OPPONENTS

Rank	Team	Yds/Play	Plays	Yards
1)	Cleveland	3.77	84	317
2)	Dallas	3.89	54	210
3)	Pittsburgh	4.15	79	328
4)	San Francisco	4.16	90	374
5)	New York Giants	4.21	82	345
6)	Arizona	4.24	58	246
7)	Denver	4.34	77	334
8)	Buffalo	4.53	79	358
9)	Atlanta	4.58	89	408
10)	Chicago	4.68	81	379
11)	Cincinnati	4.80	80	384
12)	Baltimore	4.81	86	414
13)	Jacksonville	4.86	84	408
14)	Philadelphia	4.90	78	382
15)	Carolina	4.96	70	347
16)	New York Jets	4.98	81	403
17)	Detroit	5.10	92	469
18)	Kansas City	5.19	100	519
19)	Oakland	5.27	79	416
20)	Seattle	5.32	82	436
21)	Washington	5.33	72	384
22)	Miami	5.50	54	297
23)	Los Angeles Chargers	5.81	83	482
24)	Tampa Bay	5.86	57	334
25)	Indianapolis	5.88	88	517
26)	Los Angeles Rams	6.01	83	499
27)	Green Bay	6.79	76	516
28)	New Orleans	6.87	90	618
29)	Houston	6.95	80	556
30)	Tennessee	7.16	92	659
31)	Minnesota	7.43	86	639
32)	New England	8.40	92	773
	TOTAL	5.38	2558	13751

WEEK 3 / THROUGH SUNDAY, SEPTEMBER 24, 2017

AFC / KICKOFFS (Receiving Team)

Rank	Team	TotKO	AdjKO	TB	TB%	EZ	EZ%	OB	I20	Avg.Start
1)	Baltimore	13	13	12	92.3	12	92.3	1	0	26.2
2)	New York Jets	13	13	9	69.2	12	92.3	0	1	26.0
3)	Denver	15	14	9	64.3	12	80.0	0	1	25.9
4)	Tennessee	15	13	9	69.2	11	73.3	0	0	25.3
5)	Cincinnati	15	15	11	73.3	13	86.7	0	1	25.1
6)	Buffalo	13	13	9	69.2	10	76.9	0	0	24.9
7)	Pittsburgh	10	10	6	60.0	8	80.0	0	1	24.8
8)	Indianapolis	19	17	14	82.4	17	89.5	0	0	24.7
9)	Kansas City	13	12	3	25.0	12	92.3	0	4	24.3
10)	Oakland	16	14	9	64.3	14	87.5	0	3	24.3
11)	Miami	9	9	5	55.6	7	77.8	0	2	24.0
12)	New England	20	19	14	73.7	15	75.0	0	3	23.8
13)	Cleveland	15	14	12	85.7	14	93.3	0	2	23.4
14)	Houston	17	16	11	68.8	14	82.4	0	2	23.3
15)	Jacksonville	11	11	6	54.5	9	81.8	0	3	21.6
16)	Los Angeles Char	16	16	9	56.3	13	81.3	0	3	20.9
	Totals	230	219	148	67.6	193	88.1	1	26	24.3

AFC / KICKOFFS (Kicking Team)

Rank	Team	TotKO	AdjKO	TB	TB%	EZ	EZ%	OB	I20	Avg.Start
1)	Miami	7	7	3	42.9	4	57.1	0	1	20.7
2)	New York Jets	14	13	8	61.5	12	85.7	0	4	21.8
3)	Baltimore	12	11	8	72.7	9	75.0	0	3	22.4
4)	Kansas City	18	18	10	55.6	14	77.8	0	4	22.7
5)	Pittsburgh	16	16	10	62.5	15	93.8	0	3	23.4
6)	Cleveland	12	10	9	90.0	9	75.0	0	0	24.5
7)	Tennessee	19	18	13	72.2	17	89.5	0	2	24.6
8)	Jacksonville	20	19	16	84.2	17	85.0	1	1	24.8
9)	Buffalo	13	12	7	58.3	11	84.6	0	1	24.8
10)	New England	19	19	6	31.6	13	68.4	0	3	25.1
11)	Denver	17	17	14	82.4	14	82.4	0	0	25.2
12)	Houston	14	14	10	71.4	13	92.9	0	1	25.8
13)	Indianapolis	14	14	10	71.4	10	71.4	0	2	26.3
14)	Cincinnati	10	9	8	88.9	8	80.0	1	0	26.7
15)	Oakland	17	17	14	82.4	16	94.1	0	0	26.8
16)	Los Angeles Char	10	10	4	40.0	8	80.0	0	1	27.6
	Totals	232	224	150	67.0	190	84.8	2	26	24.6

Note: Average team drive start DOES NOT include onside kicks or kickoffs at the end of a half unless either kickoff is returned for a touchdown. All other kickoffs (returned kickoffs, fair catches, touchback and kickoffs out of bounds) are included. Kickoffs resulting in the kicking team retaining possession are not included.

ADJ KO: Adjusted kickoffs are used to compute the Avg. Team Drive Start.

I20: The number of drives that start inside (not including) the 20 yd line.

WEEK 3 / THROUGH SUNDAY, SEPTEMBER 24, 2017

NFC / KICKOFFS (Receiving Team)

Rank	Team	TotKO	AdjKO	TB	TB%	EZ	EZ%	OB	I20	Avg.Start
1)	Philadelphia	15	15	9	60.0	11	73.3	0	1	26.1
2)	Los Angeles Rams	18	16	9	56.3	13	72.2	0	1	26.1
3)	Green Bay	15	15	14	93.3	14	93.3	1	0	26.0
3t)	New Orleans	18	17	10	58.8	13	72.2	0	1	26.0
5)	Carolina	10	10	9	90.0	9	90.0	0	0	25.7
6)	Seattle	15	15	10	66.7	13	86.7	0	1	25.4
7)	San Francisco	17	17	10	58.8	11	64.7	1	2	25.2
8)	Tampa Bay	9	9	6	66.7	7	77.8	0	2	25.1
9)	Washington	14	14	9	64.3	12	85.7	0	3	24.2
10)	Dallas	9	9	7	77.8	8	88.9	0	1	24.1
11)	New York Giants	16	16	11	68.8	13	81.3	0	2	24.0
12)	Chicago	17	17	9	52.9	13	76.5	0	3	23.2
13)	Detroit	15	14	8	57.1	12	80.0	2	5	23.1
14)	Atlanta	16	16	11	68.8	14	87.5	0	3	22.9
15)	Minnesota	17	16	9	56.3	16	94.1	1	5	22.8
16)	Arizona	10	10	6	60.0	8	80.0	0	2	22.6
	Totals	231	226	147	65.0	187	82.7	5	32	24.6

NFC / KICKOFFS (Kicking Team)

Rank	Team	TotKO	AdjKO	TB	TB%	EZ	EZ%	OB	I20	Avg.Start
1)	Arizona	10	9	3	33.3	9	90.0	1	3	20.3
2)	Tampa Bay	10	10	7	70.0	9	90.0	0	3	21.4
3)	Dallas	10	10	7	70.0	10	100.0	0	3	21.9
4)	Washington	16	16	11	68.8	13	81.3	0	1	23.8
5)	San Francisco	14	12	8	66.7	13	92.9	0	1	24.1
6)	Minnesota	17	16	9	56.3	13	76.5	0	4	24.1
7)	Atlanta	20	20	16	80.0	18	90.0	0	2	24.2
7t)	Philadelphia	16	15	6	40.0	11	68.8	0	4	24.2
9)	Chicago	9	9	7	77.8	8	88.9	0	1	24.4
10)	New Orleans	17	15	10	66.7	14	82.4	1	2	24.5
11)	Detroit	18	18	13	72.2	17	94.4	0	1	24.6
12)	Green Bay	15	15	9	60.0	11	73.3	0	1	24.8
13)	Los Angeles Rams	22	22	17	77.3	18	81.8	1	3	24.9
14)	Carolina	13	13	13	100.0	13	100.0	0	0	25.0
15)	Seattle	12	11	6	54.5	8	66.7	0	0	25.2
16)	New York Giants	10	10	3	30.0	5	50.0	1	3	27.2
	Totals	229	221	145	65.6	190	86.0	4	32	24.2

Note: Average team drive start DOES NOT include onside kicks or kickoffs at the end of a half unless either kickoff is returned for a touchdown. All other kickoffs (returned kickoffs, fair catches, touchback and kickoffs out of bounds) are included. Kickoffs resulting in the kicking team retaining possession are not included.

ADJ KO: Adjusted kickoffs are used to compute the Avg. Team Drive Start.

I20: The number of drives that start inside (not including) the 20 yd line.

WEEK 3 / THROUGH SUNDAY, SEPTEMBER 24, 2017

NFL / KICKOFFS (Receiving Team)

Rank	Team	TotKO	AdjKO	TB	TB%	EZ	EZ%	OB	I20	Avg.Start
1)	Baltimore	13	13	12	92.3	12	92.3	1	0	26.2
2)	Philadelphia	15	15	9	60.0	11	73.3	0	1	26.1
3)	Los Angeles Rams	18	16	9	56.3	13	72.2	0	1	26.1
4)	Green Bay	15	15	14	93.3	14	93.3	1	0	26.0
4t)	New Orleans	18	17	10	58.8	13	72.2	0	1	26.0
4t)	New York Jets	13	13	9	69.2	12	92.3	0	1	26.0
7)	Denver	15	14	9	64.3	12	80.0	0	1	25.9
8)	Carolina	10	10	9	90.0	9	90.0	0	0	25.7
9)	Seattle	15	15	10	66.7	13	86.7	0	1	25.4
10)	Tennessee	15	13	9	69.2	11	73.3	0	0	25.3
11)	San Francisco	17	17	10	58.8	11	64.7	1	2	25.2
12)	Tampa Bay	9	9	6	66.7	7	77.8	0	2	25.1
13)	Cincinnati	15	15	11	73.3	13	86.7	0	1	25.1
14)	Buffalo	13	13	9	69.2	10	76.9	0	0	24.9
15)	Pittsburgh	10	10	6	60.0	8	80.0	0	1	24.8
16)	Indianapolis	19	17	14	82.4	17	89.5	0	0	24.7
17)	Kansas City	13	12	3	25.0	12	92.3	0	4	24.3
18)	Oakland	16	14	9	64.3	14	87.5	0	3	24.3
19)	Washington	14	14	9	64.3	12	85.7	0	3	24.2
20)	Dallas	9	9	7	77.8	8	88.9	0	1	24.1
21)	Miami	9	9	5	55.6	7	77.8	0	2	24.0
21t)	New York Giants	16	16	11	68.8	13	81.3	0	2	24.0
23)	New England	20	19	14	73.7	15	75.0	0	3	23.8
24)	Cleveland	15	14	12	85.7	14	93.3	0	2	23.4
25)	Houston	17	16	11	68.8	14	82.4	0	2	23.3
26)	Chicago	17	17	9	52.9	13	76.5	0	3	23.2
27)	Detroit	15	14	8	57.1	12	80.0	2	5	23.1
28)	Atlanta	16	16	11	68.8	14	87.5	0	3	22.9
29)	Minnesota	17	16	9	56.3	16	94.1	1	5	22.8
30)	Arizona	10	10	6	60.0	8	80.0	0	2	22.6
31)	Jacksonville	11	11	6	54.5	9	81.8	0	3	21.6
32)	Los Angeles Char	16	16	9	56.3	13	81.3	0	3	20.9
	Totals	461	445	295	66.3	380	85.4	6	58	24.4

Note: Average opponent drive start DOES NOT include onside kicks or kickoffs at the end of a half unless either kickoff is returned for a touchdown. All other kickoffs (returned kickoffs, fair catches, touchback and kickoffs out of bounds) are included. Kickoffs resulting in the kicking team retaining possession are not included.

ADJ KO: Adjusted kickoffs are used to compute the Avg. Team Drive Start.

I20: The number of drives that start inside (not including) the 20 yd line.

WEEK 3 / THROUGH SUNDAY, SEPTEMBER 24, 2017

NFL / KICKOFFS (Kicking Team)

Rank	Team	TotKO	AdjKO	TB	TB%	EZ	EZ%	OB	I20	Avg.Start
1)	Arizona	10	9	3	33.3	9	90.0	1	3	20.3
2)	Miami	7	7	3	42.9	4	57.1	0	1	20.7
3)	Tampa Bay	10	10	7	70.0	9	90.0	0	3	21.4
4)	New York Jets	14	13	8	61.5	12	85.7	0	4	21.8
5)	Dallas	10	10	7	70.0	10	100.0	0	3	21.9
6)	Baltimore	12	11	8	72.7	9	75.0	0	3	22.4
7)	Kansas City	18	18	10	55.6	14	77.8	0	4	22.7
8)	Pittsburgh	16	16	10	62.5	15	93.8	0	3	23.4
9)	Washington	16	16	11	68.8	13	81.3	0	1	23.8
10)	San Francisco	14	12	8	66.7	13	92.9	0	1	24.1
11)	Minnesota	17	16	9	56.3	13	76.5	0	4	24.1
12)	Atlanta	20	20	16	80.0	18	90.0	0	2	24.2
12t)	Philadelphia	16	15	6	40.0	11	68.8	0	4	24.2
14)	Chicago	9	9	7	77.8	8	88.9	0	1	24.4
15)	New Orleans	17	15	10	66.7	14	82.4	1	2	24.5
16)	Cleveland	12	10	9	90.0	9	75.0	0	0	24.5
17)	Detroit	18	18	13	72.2	17	94.4	0	1	24.6
17t)	Tennessee	19	18	13	72.2	17	89.5	0	2	24.6
19)	Jacksonville	20	19	16	84.2	17	85.0	1	1	24.8
20)	Green Bay	15	15	9	60.0	11	73.3	0	1	24.8
21)	Buffalo	13	12	7	58.3	11	84.6	0	1	24.8
22)	Los Angeles Rams	22	22	17	77.3	18	81.8	1	3	24.9
23)	Carolina	13	13	13	100.0	13	100.0	0	0	25.0
24)	New England	19	19	6	31.6	13	68.4	0	3	25.1
25)	Seattle	12	11	6	54.5	8	66.7	0	0	25.2
26)	Denver	17	17	14	82.4	14	82.4	0	0	25.2
27)	Houston	14	14	10	71.4	13	92.9	0	1	25.8
28)	Indianapolis	14	14	10	71.4	10	71.4	0	2	26.3
29)	Cincinnati	10	9	8	88.9	8	80.0	1	0	26.7
30)	Oakland	17	17	14	82.4	16	94.1	0	0	26.8
31)	New York Giants	10	10	3	30.0	5	50.0	1	3	27.2
32)	Los Angeles Char	10	10	4	40.0	8	80.0	0	1	27.6
	Totals	461	445	295	66.3	380	85.4	6	58	24.4

Note: Average team drive start DOES NOT include outside kicks or kickoffs at the end of a half unless either kickoff is returned for a touchdown. All other kickoffs (returned kickoffs, fair catches, touchback and kickoffs out of bounds) are included. Kickoffs resulting in the kicking team retaining possession are not included.

ADJ KO: Adjusted kickoffs are used to compute the Avg. Team Drive Start.

I20: The number of drives that start inside (not including) the 20 yd line.

WEEK 3 / THROUGH SUNDAY, SEPTEMBER 24, 2017

AFC / SINGLE-GAME HIGHS / PLAYERS

Most Points-- 18, (4 times in Non-Overtime Games)
Passing Yards-- 447, Brady, N.E. at N.O., 9/17, (30-39, 447, 3 td, 0 int)
Longest Pass-- 78, A. Smith, K.C. at N.E., 9/7, (to Hunt, Kareem, td)
Passing Touchdowns-- 5, Brady, N.E. vs. Hou., 9/24, (25-35, 378, 5 td, 0 int)
Rushing Yards-- 172, K. Hunt, K.C. at LA-C, 9/24, (17-172, 1 td)
Rushing Attempts-- 28, Ajayi, Miami at LA-C, 9/17, (28-122, 0 td)
Longest Rush-- 75, Murray, Tenn. vs. Sea., 9/24, td
Receptions-- 13, Landry, Miami at LA-C, 9/17, (13-78, 0 td)
Receiving Yards-- 182, Brown, Pitt. at Clev., 9/10, (11-182, 0 td)
Kickoff Return Yards-- 86, Thomas, K.C. at N.E., 9/7, (4-86, 0 td)
Kickoff Returns-- 4, Thomas, K.C. at N.E., 9/7, (4-86, 0 td)
Longest Kickoff Return-- 42, A. Hunt, K.C. at LA-C, 9/24
Punt Return Yards-- 57, Erickson, Cin. vs. Hou., 9/14, (4-57, 3 fc, 0 td)
Punt Returns-- 5, Jackson, Tenn. vs. Sea., 9/24, (5-51, 0 fc, 0 td)
Longest Punt Return-- 46, Jackson, Tenn. at Jax , 9/17
Interceptions-- 2, (3 times in Non-Overtime Games)
Longest Interception Return-- 103, Talib, Denv. vs. Dal., 9/17, td
Sacks-- 4.0, Campbell, Jax at Hou., 9/10
Scrimmage Yards-- 246, K. Hunt, K.C. at N.E., 9/7, (Rush 17-148, Rec 5-98)
Longest Punt-- 68, Lechler, Hou. at N.E., 9/24
Punts-- 9, Lechler, Hou. at Cin., 9/14, (9-440, 48.9)
Field Goals Made-- 4, (6 times in Non-Overtime Games)
Longest Field Goal-- 55, Hauschka, Buff. vs. Denv., 9/24

NFC / SINGLE-GAME HIGHS / PLAYERS

Most Points-- 18, Gurley, LA-R at S.F., 9/21, (3 td, 0 fg, 0 xp, 0 2pt)
Passing Yards-- 373, Wilson, Sea. at Tenn., 9/24, (29-49, 373, 4 td, 0 int)
Longest Pass-- 88, Ryan, Atl. at Chi., 9/10, (to Hooper, Austin, td)
Passing Touchdowns-- 4, Stafford, Det. vs. Ariz., 9/10, (29-41, 292, 4 td, 1 int)
Passing Touchdowns-- 4, Wilson, Sea. at Tenn., 9/24, (29-49, 373, 4 td, 0 int)
Rushing Yards-- 138, Howard, Chi. vs. Pitt., 9/24 (OT), (23-138, 2 td)
Rushing Yards-- 127, Cook, Minn. vs. N.O., 9/11, (22-127, 0 td)
Rushing Attempts-- 28, Gurley, LA-R at S.F., 9/21, (28-113, 2 td)
Longest Rush-- 61, C. Thompson, Wash. at LA-R, 9/17, td
Longest Rush-- 61, Hyde, S.F. at Sea., 9/17
Receptions-- 10, (3 times in Non-Overtime Games)
Receiving Yards-- 173, Diggs, Minn. vs. T.B., 9/24, (8-173, 2 td)
Kickoff Return Yards-- 108, McKinnon, Minn. vs. N.O., 9/11, (4-108, 0 td)
Kickoff Returns-- 4, McKinnon, Minn. vs. N.O., 9/11, (4-108, 0 td)
Longest Kickoff Return-- 50, Reedy, T.B. at Minn., 9/24
Punt Return Yards-- 101, Agnew, Det. at NY-G, 9/18, (3-101, 1 fc, 1 td)
Punt Returns-- 5, Davis, G.B. vs. Cin., 9/24 (OT), (5-70, 1 fc, 0 td)
Punt Returns-- 5, McCaffrey, Car. vs. Buff., 9/17, (5-30, 1 fc, 0 td)
Longest Punt Return-- 88, Agnew, Det. at NY-G, 9/18, td
Interceptions-- 2, Slay, Det. vs. Atl., 9/24, (2-52, 0 td)
Longest Interception Return-- 82, Bethel, Ariz. at Det., 9/10, td
Sacks-- 3.0, Ansah, Det. at NY-G, 9/18
Scrimmage Yards-- 188, C. Thompson, Wash. vs. Oak., 9/24, (Rush 8-38, Rec 6-150)
Longest Punt-- 69, O'Donnell, Chi. vs. Atl., 9/10
Punts-- 8, Ryan, Sea. at Tenn., 9/24, (8-388, 48.5)
Field Goals Made-- 4, (3 times in Non-Overtime Games)
Longest Field Goal-- 61, Elliott, Phil. vs. NY-G, 9/24

WEEK 3 / THROUGH SUNDAY, SEPTEMBER 24, 2017

NFL / SINGLE-GAME HIGHS / PLAYERS

Most Points-- 18, (5 times in Non-Overtime Games)
Passing Yards-- 447, Brady, N.E. at N.O., 9/17, (30-39, 447, 3 td, 0 int)
Longest Pass-- 88, Ryan, Atl. at Chi., 9/10, (to Hooper, Austin, td)
Passing Touchdowns-- 5, Brady, N.E. vs. Hou., 9/24, (25-35, 378, 5 td, 0 int)
Rushing Yards-- 172, K. Hunt, K.C. at LA-C, 9/24, (17-172, 1 td)
Rushing Attempts-- 28, Ajayi, Miami at LA-C, 9/17, (28-122, 0 td)
Rushing Attempts-- 28, Gurley, LA-R at S.F., 9/21, (28-113, 2 td)
Longest Rush-- 75, Murray, Tenn. vs. Sea., 9/24, td
Receptions-- 13, Landry, Miami at LA-C, 9/17, (13-78, 0 td)
Receiving Yards-- 182, Brown, Pitt. at Clev., 9/10, (11-182, 0 td)
Kickoff Return Yards-- 108, McKinnon, Minn. vs. N.O., 9/11, (4-108, 0 td)
Kickoff Returns-- 4, Thomas, K.C. at N.E., 9/7, (4-86, 0 td)
Kickoff Returns-- 4, McKinnon, Minn. vs. N.O., 9/11, (4-108, 0 td)
Longest Kickoff Return-- 50, Reedy, T.B. at Minn., 9/24
Punt Return Yards-- 101, Agnew, Det. at NY-G, 9/18, (3-101, 1 fc, 1 td)
Punt Returns-- 5, Davis, G.B. vs. Cin., 9/24 (OT), (5-70, 1 fc, 0 td)
Punt Returns-- 5, McCaffrey, Car. vs. Buff., 9/17, (5-30, 1 fc, 0 td)
Punt Returns-- 5, Jackson, Tenn. vs. Sea., 9/24, (5-51, 0 fc, 0 td)
Longest Punt Return-- 88, Agnew, Det. at NY-G, 9/18, td
Interceptions-- 2, (4 times in Non-Overtime Games)
Longest Interception Return-- 103, Talib, Denv. vs. Dal., 9/17, td
Sacks-- 4.0, Campbell, Jax at Hou., 9/10
Scrimmage Yards-- 246, K. Hunt, K.C. at N.E., 9/7, (Rush 17-148, Rec 5-98)
Longest Punt-- 69, O'Donnell, Chi. vs. Atl., 9/10
Punts-- 9, Lechler, Hou. at Cin., 9/14, (9-440, 48.9)
Field Goals Made-- 4, (9 times in Non-Overtime Games)
Longest Field Goal-- 61, Elliott, Phil. vs. NY-G, 9/24

WEEK 3 / THROUGH SUNDAY, SEPTEMBER 24, 2017

300-Yard Passing Games

447, Brady, NE at NO 09/17 (30-39, 3 TD)
378, Brady, NE vs. HOU 09/24 (25-35, 5 TD)
373, Wilson, SEA at TEN 09/24 (29-49, 4 TD)
369, Keenum, MIN vs. TB 09/24 (25-33, 3 TD)
368, A. Smith, KC at NE 09/07 (28-35, 4 TD)
366, Manning, NYG at PHI 09/24 (35-47, 3 TD)
365, Cousins, WAS vs. OAK 09/24 (25-30, 3 TD)
356, Brees, NO vs. NE 09/17 (27-45, 2 TD)
346, Bradford, MIN vs. NO 09/11 (27-32, 3 TD)
343, A. Rodgers, GB at ATL 09/17 (33-50, 2 TD)
333, Wentz, PHI at KC 09/17 (25-46, 2 TD)
332, Palmer, ARI at IND 09/17 (ot) (19-36, 1 TD)
332, Hoyer, SF vs. LAR 09/21 (23-37, 2 TD)
331, Rivers, LAC vs. MIA 09/17 (31-39, 1 TD)
328, Winston, TB at MIN 09/24 (28-40, 2 TD)
321, Ryan, ATL at CHI 09/10 (21-30, 1 TD)
313, A. Rodgers, GB vs. CIN 09/24 (ot) (28-42, 3 TD)
311, A. Rodgers, GB vs. SEA 09/10 (28-42, 1 TD)
307, Wentz, PHI at WAS 09/10 (26-39, 2 TD)
306, Goff, LAR vs. IND 09/10 (21-29, 1 TD)
301, Watson, HOU at NE 09/24 (22-33, 2 TD)
301, Glennon, CHI at TB 09/17 (31-45, 1 TD)

100-Yard Receiving Games

182, Brown, PIT at CLE 09/10 (11 rec., 0 TD)
173, Diggs, MIN vs. TB 09/24 (8 rec., 2 TD)
157, Thielen, MIN vs. NO 09/11 (9 rec., 0 TD)
153, Hilton, IND vs. CLE 09/24 (7 rec., 1 TD)
150, C. Thompson, WAS vs. OAK 09/24 (6 rec., 1 TD)
142, Garcon, SF vs. LAR 09/21 (7 rec., 0 TD)
133, Shepard, NYG at PHI 09/24 (7 rec., 1 TD)
133, Hill, KC at NE 09/07 (7 rec., 1 TD)
131, Cooks, NE vs. HOU 09/24 (5 rec., 2 TD)
128, Hooper, ATL at CHI 09/10 (2 rec., 1 TD)
122, Allison, GB vs. CIN 09/24 (ot) (6 rec., 0 TD)
120, Nelson, ARI at IND 09/17 (ot) (5 rec., 1 TD)
116, Gronkowski, NE at NO 09/17 (6 rec., 1 TD)
111, Green, CIN at GB 09/24 (ot) (10 rec., 1 TD)
110, Brown, PIT at CHI 09/24 (ot) (10 rec., 1 TD)
108, Woods, LAR at SF 09/21 (6 rec., 0 TD)
108, Ju. Jones, ATL vs. GB 09/17 (5 rec., 0 TD)
107, Tate, DET vs. ARI 09/10 (10 rec., 0 TD)
106, Watkins, LAR at SF 09/21 (6 rec., 2 TD)
105, Baldwin, SEA at TEN 09/24 (10 rec., 1 TD)
105, Benjamin, LAC vs. KC 09/24 (5 rec., 0 TD)
103, Kelce, KC vs. PHI 09/17 (8 rec., 1 TD)
101, McCaffrey, CAR vs. NO 09/24 (9 rec., 0 TD)
100, Allen, LAC vs. MIA 09/17 (9 rec., 0 TD)
100, Amendola, NE vs. KC 09/07 (6 rec., 0 TD)

100-Yard Rushing Games

172, K. Hunt, KC at LAC 09/24 (17 att., 1 TD)
148, K. Hunt, KC at NE 09/07 (17 att., 1 TD)
138, Howard, CHI vs. PIT 09/24 (ot) (23 att., 2 TD)
127, Cook, MIN vs. NO 09/11 (22 att., 0 TD)
124, Hyde, SF at SEA 09/17 (15 att., 0 TD)
122, Ajayi, MIA at LAC 09/17 (28 att., 0 TD)
118, C. Anderson, DEN vs. DAL 09/17 (25 att., 1 TD)
115, Murray, TEN vs. SEA 09/24 (14 att., 1 TD)
113, Gurley, LAR at SF 09/21 (28 att., 2 TD)
110, McCoy, BUF vs. NYJ 09/10 (22 att., 0 TD)
106, Freeman, ATL at DET 09/24 (21 att., 1 TD)
104, E. Elliott, DAL vs. NYG 09/10 (24 att., 0 TD)
100, Fournette, JAX at HOU 09/10 (26 att., 1 TD)

WEEK 3 / THROUGH SUNDAY, SEPTEMBER 24, 2017

AFC / LEADING PASSERS

Player, Team	Pct			Yds	Avg		Pct			Int	Pct	Rating
	Att	Comp	Comp		Gain	TD	TD	Long	Int			
A. Smith, K.C.	84	65	77.4	774	9.21	7	8.3	78t	0	0.0	132.7	
Brady, N.E.	110	71	64.5	1092	9.93	8	7.3	54	0	0.0	121.5	
Carr, Oak.	91	64	70.3	610	6.70	6	6.6	39	2	2.2	101.4	
Taylor, Buf.	79	53	67.1	562	7.11	4	5.1	47	1	1.3	99.2	
Roethlisberger, Pit.	110	69	62.7	741	6.74	5	4.5	51	1	0.9	93.8	
Bortles, Jac.	86	51	59.3	592	6.88	6	7.0	35	2	2.3	93.8	
McCown, NY-J	86	60	69.8	602	7.00	3	3.5	69t	2	2.3	91.3	
Siemian, Den.	100	63	63.0	709	7.09	6	6.0	44	4	4.0	87.5	
Mariota, Ten.	100	60	60.0	696	6.96	3	3.0	55t	1	1.0	86.9	
Brissett, Ind.	64	39	60.9	526	8.22	1	1.6	61t	1	1.6	85.8	
Cutler, Mia.	77	50	64.9	450	5.84	2	2.6	31	1	1.3	83.8	
Rivers, LA-C	112	73	65.2	760	6.79	4	3.6	44	4	3.6	81.7	
*Watson, Hou.	80	49	61.3	528	6.60	3	3.8	35	3	3.8	77.5	
Dalton, Cin.	93	57	61.3	606	6.52	2	2.2	50	4	4.3	69.6	
Flacco, Bal.	69	42	60.9	366	5.30	3	4.3	48t	4	5.8	65.2	
*Kizer, Cle.	108	57	52.8	646	5.98	3	2.8	38	7	6.5	53.2	

AFC / LEADING PASSERS, RANKS

Player, Team	Pct			Yds	Avg		Pct			Int	Pct	Rating
	Att	Comp	Comp		Gain	TD	TD	Long	Int			
A. Smith, K.C.	11	4	1	2	2	2	1		1t	1t	1	
Brady, N.E.	2t	2	7	1	1	1	2		1t	1t	2	
Carr, Oak.	8	5	2	8	11	3t	4		8t	8	3	
Taylor, Buf.	13	11	4	12	4	7t	6		3t	5	4	
Roethlisberger, Pit.	2t	3	9	4	10	6	7		3t	3	5	
Bortles, Jac.	9t	12	15	11	8	3t	3		8t	9t	6	
McCown, NY-J	9t	7t	3	10	6	9t	11		8t	9t	7	
Siemian, Den.	5t	6	8	5	5	3t	5		12t	13	8	
Mariota, Ten.	5t	7t	14	6	7	9t	12		3t	4	9	
Brissett, Ind.	16	16	12	14	3	16t	16		3t	7	10	
Cutler, Mia.	14	13	6	15	15	14t	14		3t	6	11	
Rivers, LA-C	1	1	5	3	9	7t	10		12t	11	12	
*Watson, Hou.	12	14	11	13	12	9t	9		11	12	13	
Dalton, Cin.	7	9t	10	9	13	14t	15		12t	14	14	
Flacco, Bal.	15	15	13	16	16	9t	8		12t	15	15	
*Kizer, Cle.	4	9t	16	7	14	9t	13		16	16	16	

AFC / FOURTH-QUARTER PASSING LEADERS

Rank	Player, Team	Att	Comp	Comp%	Yards	YPA	TD	TD%	Int	Int%	Rating
1)	Bortles, Jac.	13	10	76.9	145	11.15	1	7.7	0	0.0	138.3
2)	A. Smith, K.C.	24	16	66.7	248	10.33	2	8.3	0	0.0	128.5
3)	Mallett, Bal.	9	6	66.7	36	4.00	1	11.1	0	0.0	111.3
4)	Carr, Oak.	33	24	72.7	195	5.91	2	6.1	0	0.0	107.5
5)	Brady, N.E.	26	16	61.5	232	8.92	1	3.8	0	0.0	103.4
6)	Rivers, LA-C	46	30	65.2	282	6.13	2	4.3	0	0.0	96.5
7)	Taylor, Buf.	19	14	73.7	110	5.79	0	0.0	0	0.0	87.6
8)	Mariota, Ten.	23	12	52.2	148	6.43	1	4.3	0	0.0	86.9
9)	Roethlisberger, Pit.	29	21	72.4	235	8.10	0	0.0	1	3.4	81.8
10)	Brissett, Ind.	17	10	58.8	124	7.29	0	0.0	0	0.0	81.5
11)	Cutler, Mia.	31	20	64.5	203	6.55	1	3.2	1	3.2	80.4
12)	*Kizer, Cle.	46	23	50.0	259	5.63	2	4.3	3	6.5	54.5
13)	Dalton, Cin.	26	13	50.0	155	5.96	0	0.0	1	3.8	52.6
14)	*Watson, Hou.	28	16	57.1	218	7.79	0	0.0	2	7.1	52.4
15)	McCown, NY-J	18	9	50.0	77	4.28	1	5.6	2	11.1	40.5
16)	Siemian, Den.	14	7	50.0	120	8.57	0	0.0	2	14.3	39.9

AFC / THIRD-DOWN PASSING LEADERS

Rank	Player, Team	Att	Comp	Comp%	Yards	YPA	TD	TD%	Int	Int%	Rating
1)	Brady, N.E.	28	20	71.4	301	10.75	3	10.7	0	0.0	142.1
2)	Siemian, Den.	30	19	63.3	241	8.03	4	13.3	1	3.3	114.0
3)	McCown, NY-J	27	22	81.5	242	8.96	2	7.4	1	3.7	113.3
4)	A. Smith, K.C.	19	14	73.7	123	6.47	1	5.3	0	0.0	108.0
5)	Brissett, Ind.	24	15	62.5	213	8.88	1	4.2	0	0.0	105.0
6)	Taylor, Buf.	26	18	69.2	174	6.69	2	7.7	1	3.8	97.3
7)	Roethlisberger, Pit.	28	15	53.6	120	4.29	3	10.7	1	3.6	85.4
8)	Flacco, Bal.	17	8	47.1	86	5.06	1	5.9	0	0.0	82.0
9)	Cutler, Mia.	18	12	66.7	83	4.61	0	0.0	0	0.0	76.9
10)	Mariota, Ten.	34	18	52.9	219	6.44	0	0.0	0	0.0	73.0
11)	Carr, Oak.	24	14	58.3	137	5.71	1	4.2	1	4.2	71.0
12)	*Watson, Hou.	15	8	53.3	61	4.07	0	0.0	0	0.0	63.5
13)	Bortles, Jac.	27	11	40.7	120	4.44	1	3.7	1	3.7	51.5
14)	Dalton, Cin.	23	11	47.8	121	5.26	1	4.3	2	8.7	42.1
15)	*Kizer, Cle.	23	9	39.1	131	5.70	0	0.0	2	8.7	22.2
16)	Rivers, LA-C	28	14	50.0	111	3.96	0	0.0	3	10.7	20.7

WEEK 3 / THROUGH SUNDAY, SEPTEMBER 24, 2017**AFC / LEADING RUSHERS**

Rank	Player, Team	Att	Yards	Avg	Long	TD
1)	*K. Hunt, K.C.	47	401	8.5	69t	4
2)	C. Anderson, Den.	53	235	4.4	32	1
3)	*Fournette, Jac.	57	199	3.5	17	3
4)	Murray, Ten.	35	184	5.3	75t	1
5)	L. Miller, Hou.	49	182	3.7	19	0
6)	Bell, Pit.	52	180	3.5	15	1
7)	Henry, Ten.	33	171	5.2	25	1
8)	Allen, Bal.	43	152	3.5	37	0
9)	Gordon, LA-C	44	146	3.3	21	2
10t)	Gillislee, N.E.	45	145	3.2	16	4
10t)	Gore, Ind.	49	145	3.0	21	2
12)	Charles, Den.	28	142	5.1	19	1
13)	McCoy, Buf.	48	140	2.9	27	0
14)	Lynch, Oak.	36	139	3.9	14	1
15)	Ajayi, Mia.	39	138	3.5	20	0
16)	West, Bal.	33	128	3.9	12	2
17t)	Collins, Bal.	16	124	7.8	19	0
17t)	*Watson, Hou. (QB)	15	124	8.3	49t	1
19)	Crowell, Cle.	39	114	2.9	17	0
20)	*Mixon, Cin.	35	107	3.1	20	0
21)	Taylor, Buf. (QB)	24	106	4.4	14	0
22)	Forte, NY-J	23	94	4.1	16	0
23t)	C. Grant, Jac.	7	88	12.6	58	0
23t)	Tolbert, Buf.	26	88	3.4	16	1
25)	*Kizer, Cle. (QB)	17	87	5.1	13	2
26)	Richard, Oak.	13	84	6.5	52t	1
27t)	Bernard, Cin.	15	77	5.1	25	0
27t)	Mariota, Ten. (QB)	16	77	4.8	15	1
29)	Ivory, Jac.	21	76	3.6	17	0
30)	Powell, NY-J	28	72	2.6	11	1
31)	*Foreman, Hou.	21	69	3.3	9	0
32)	Patterson, Oak. (WR)	6	67	11.2	43t	1
33t)	Hill, Cin.	19	66	3.5	12	0
33t)	White, N.E.	17	66	3.9	10	0
35)	*McGuire, NY-J	13	63	4.8	11	0

AFC / THIRD-AND-ONE RUSHING LEADERS

Rank	Player, Team	Att	FD	Pct
1t)	Turbin, Ind.	3	3	100.0
1t)	Charles, Den.	2	2	100.0
1t)	Henry, Ten.	2	2	100.0
1t)	*K. Hunt, K.C.	2	2	100.0
1t)	Ivory, Jac.	2	2	100.0
1t)	West, Bal.	2	2	100.0
1t)	Ajayi, Mia.	1	1	100.0
1t)	Allen, Bal.	1	1	100.0
1t)	Brissett, Ind.	1	1	100.0
1t)	Hill, Cin.	1	1	100.0
1t)	Janovich, Den.	1	1	100.0
1t)	*Kizer, Cle.	1	1	100.0
1t)	Lynch, Oak.	1	1	100.0
1t)	Patterson, Oak.	1	1	100.0
1t)	A. Smith, K.C.	1	1	100.0
1t)	*Watson, Hou.	1	1	100.0
1t)	Watson, Pit.	1	1	100.0
18)	Dalton, Cin.	3	2	66.7
19t)	Gillislee, N.E.	2	1	50.0
19t)	Powell, NY-J	2	1	50.0
21)	*Foreman, Hou.	3	1	33.3

WEEK 3 / THROUGH SUNDAY, SEPTEMBER 24, 2017**AFC / LEADERS IN RECEPTIONS**

Rank	Player, Team	Rec	Yards	Avg	Long	TD
1)	Brown, Pit.	26	354	13.6	50	1
2)	Hopkins, Hou.	21	204	9.7	25	1
3)	Green, Cin.	20	252	12.6	50	1
4t)	Allen, LA-C	19	196	10.3	24	1
4t)	Landry, Mia.	19	126	6.6	18	0
6)	McCoy, Buf. (RB)	18	131	7.3	21	0
7)	De. Thomas, Den.	17	236	13.9	29	0
8t)	Hill, K.C.	16	253	15.8	75t	2
8t)	Gronkowski, N.E. (TE)	16	238	14.9	53t	2
8t)	Sanders, Den.	16	163	10.2	29	2
11)	Walker, Ten. (TE)	15	168	11.2	23	0
12t)	Hilton, Ind.	14	259	18.5	61t	1
12t)	Matthews, Ten.	14	201	14.4	55t	1
12t)	Kearse, NY-J	14	165	11.8	34t	2
12t)	Kelce, K.C. (TE)	14	144	10.3	44	1
16t)	Crabtree, Oak.	13	170	13.1	26t	3
16t)	J. Cook, Oak. (TE)	13	124	9.5	22	1
16t)	C. Clay, Buf. (TE)	13	115	8.8	35	2
16t)	Bell, Pit. (RB)	13	56	4.3	12	0
20t)	Parker, Mia.	12	161	13.4	31	1
20t)	Hurns, Jac.	12	144	12.0	20	2
20t)	Doyle, Ind. (TE)	12	136	11.3	21	0
20t)	White, N.E. (RB)	12	126	10.5	26	0
20t)	Gordon, LA-C (RB)	12	90	7.5	16	1
20t)	James, Pit. (TE)	12	87	7.3	19	2
26t)	D. Johnson, Cle. (RB)	11	160	14.5	34	0
26t)	Lee, Jac.	11	141	12.8	35	0
26t)	Ty. Williams, LA-C	11	123	11.2	23	0
26t)	Watson, Bal. (TE)	11	103	9.4	23	1
30t)	Cooks, N.E.	10	256	25.6	54	2
30t)	Hogan, N.E.	10	154	15.4	47t	3
30t)	Cooper, Oak.	10	101	10.1	23	1
30t)	Decker, Ten.	10	91	9.1	17	0
30t)	A. Wilson, K.C.	10	77	7.7	13	1
30t)	Washington, Oak. (RB)	10	57	5.7	13	0
30t)	Allen, Bal. (RB)	10	48	4.8	11	1

AFC / RECEIVING YARDAGE LEADERS

Rank	Player, Team	Yards	Rec	Avg	Long	TD
1)	Brown, Pit.	354	26	13.6	50	1
2)	Hilton, Ind.	259	14	18.5	61t	1
3)	Cooks, N.E.	256	10	25.6	54	2
4)	Hill, K.C.	253	16	15.8	75t	2
5)	Green, Cin.	252	20	12.6	50	1
6)	Gronkowski, N.E. (TE)	238	16	14.9	53t	2
7)	De. Thomas, Den.	236	17	13.9	29	0
8)	Hopkins, Hou.	204	21	9.7	25	1
9)	Matthews, Ten.	201	14	14.4	55t	1
10)	Allen, LA-C	196	19	10.3	24	1
11)	Crabtree, Oak.	170	13	13.1	26t	3
12)	Walker, Ten. (TE)	168	15	11.2	23	0
13)	Kearse, NY-J	165	14	11.8	34t	2
14)	Sanders, Den.	163	16	10.2	29	2
15)	Parker, Mia.	161	12	13.4	31	1
16)	D. Johnson, Cle. (RB)	160	11	14.5	34	0
17)	Benjamin, LA-C	159	9	17.7	44	1
18)	Hogan, N.E.	154	10	15.4	47t	3
19)	Matthews, Buf.	152	8	19.0	47	0
20)	Amendola, N.E.	148	9	16.4	27	0
21)	Anderson, NY-J	145	9	16.1	69t	1
22t)	Hurns, Jac.	144	12	12.0	20	2
22t)	Kelce, K.C. (TE)	144	14	10.3	44	1
24)	Lee, Jac.	141	11	12.8	35	0
25)	*K. Hunt, K.C. (RB)	137	9	15.2	78t	2

WEEK 3 / THROUGH SUNDAY, SEPTEMBER 24, 2017**AFC / THIRD-DOWN RECEIVING LEADERS**

Rank	Player, Team	Rec	Yards	Avg	Long	TD
1)	Gronkowski, N.E. (TE)	9	140	15.6	53t	2
2)	Landry, Mia.	8	40	5.0	12	0
3t)	De. Thomas, Den.	7	134	19.1	29	0
3t)	Kearse, NY-J	7	104	14.9	34t	2
3t)	Brown, Pit.	7	61	8.7	12	0
3t)	Allen, LA-C	7	58	8.3	17	0
7t)	Hill, K.C.	6	61	10.2	14	0
7t)	McCoy, Buf. (RB)	6	55	9.2	18	0
9)	Matthews, Ten.	5	73	14.6	24	0
10t)	Hilton, Ind.	4	104	26.0	61t	1
10t)	D. Johnson, Cle. (RB)	4	77	19.3	34	0
10t)	Amendola, N.E.	4	71	17.8	27	0
10t)	Matthews, Buf.	4	71	17.8	28	0
10t)	Cooper, Oak.	4	54	13.5	23	0
10t)	Walker, Ten. (TE)	4	44	11.0	19	0
10t)	Fowler, Den.	4	41	10.3	20	2
10t)	Doyle, Ind. (TE)	4	39	9.8	11	0
10t)	Lee, Jac.	4	34	8.5	14	0
10t)	C. Clay, Buf. (TE)	4	26	6.5	13	1
20t)	Green, Cin.	3	50	16.7	27	1
20t)	Decker, Ten.	3	43	14.3	17	0
20t)	DeValve, Cle. (TE)	3	35	11.7	20	0
20t)	*Davis, Ten.	3	34	11.3	23	0
20t)	Hurns, Jac.	3	34	11.3	16	1
20t)	C. Anderson, Den. (RB)	3	33	11.0	16t	1
20t)	Ty. Williams, LA-C	3	27	9.0	14	0
20t)	Kerley, NY-J	3	26	8.7	10	0
20t)	James, Pit. (TE)	3	25	8.3	19	2
20t)	White, N.E. (RB)	3	24	8.0	12	0
20t)	Hogan, N.E.	3	22	7.3	13t	1
20t)	A. Wilson, K.C.	3	22	7.3	11	0
20t)	Holmes, Buf.	3	20	6.7	9	1
20t)	Anderson, NY-J	3	17	5.7	9	0
20t)	Allen, Bal. (RB)	3	11	3.7	6	0

WEEK 3 / THROUGH SUNDAY, SEPTEMBER 24, 2017**AFC / LEADING SCORERS, NONKICKERS**

Rank	Player, Team	TD	Rush	Rec	Ret	X2	Pts
1)	*K. Hunt, K.C. (RB)	6	4	2	0	0	36
2)	Gillislee, N.E. (RB)	4	4	0	0	0	24
3t)	Crabtree, Oak. (WR)	3	0	3	0	0	18
3t)	*Fournette, Jac. (RB)	3	3	0	0	0	18
3t)	Gordon, LA-C (RB)	3	2	1	0	0	18
3t)	Hogan, N.E. (WR)	3	0	3	0	0	18
3t)	Lewis, Jac. (TE)	3	0	3	0	0	18
8)	Cooks, N.E. (WR)	2	0	2	0	1	14
9t)	C. Anderson, Den. (RB)	2	1	1	0	0	12
9t)	Brissett, Ind. (QB)	2	2	0	0	0	12
9t)	C. Clay, Buf. (TE)	2	0	2	0	0	12
9t)	Fowler, Den. (WR)	2	0	2	0	0	12
9t)	Gore, Ind. (RB)	2	2	0	0	0	12
9t)	Gronkowski, N.E. (TE)	2	0	2	0	0	12
9t)	Hill, K.C. (WR)	2	0	2	0	0	12
9t)	Holmes, Buf. (WR)	2	0	2	0	0	12
9t)	Hurns, Jac. (WR)	2	0	2	0	0	12
9t)	James, Pit. (TE)	2	0	2	0	0	12
9t)	Kearse, NY-J (WR)	2	0	2	0	0	12
9t)	*Kizer, Cle. (QB)	2	2	0	0	0	12
9t)	Maclin, Bal. (WR)	2	0	2	0	0	12
9t)	*Njoku, Cle. (TE)	2	0	2	0	0	12
9t)	Sanders, Den. (WR)	2	0	2	0	0	12
9t)	*J. Smith, Ten. (TE)	2	0	2	0	0	12
9t)	West, Bal. (RB)	2	2	0	0	0	12

WEEK 3 / THROUGH SUNDAY, SEPTEMBER 24, 2017

AFC / LEADING SCORERS, KICKERS

Rank	Player, Team	PAT	FG	Pct	Long	Pts
1)	Succop, Ten.	8/ 8	10/11	.909	52	38
2)	Myers, Jac.	8/ 9	7/ 8	.875	45	29
3)	Tavecchio, Oak.	9/ 9	6/ 6	1.000	52	27
4)	Gostkowski, N.E.	10/11	5/ 5	1.000	32	25
5)	Fairbairn, Hou.	5/ 5	6/ 6	1.000	42	23
6t)	Boswell, Pit.	7/ 7	5/ 6	.833	46	22
6t)	Catanzaro, NY-J	4/ 4	6/ 7	.857	52	22
6t)	McManus, Den.	10/10	4/ 6	.667	38	22
9)	Santos, K.C.	12/12	3/ 3	1.000	39	21
10)	Hauschka, Buf.	5/ 5	5/ 6	.833	55	20
11)	Vinatieri, Ind.	5/ 6	4/ 5	.800	46	17
12t)	Bullock, Cin.	3/ 3	4/ 5	.800	46	15
12t)	Tucker, Bal.	6/ 6	3/ 4	.750	28	15
14)	Parkey, Mia.	1/ 2	4/ 4	1.000	54	13
15t)	*Gonzalez, Cle.	6/ 6	2/ 2	1.000	38	12
15t)	*Koo, LA-C	6/ 6	2/ 5	.400	41	12

AFC / TOUCHBACKS ON KICKOFFS

Rank	Player, Team	TB
1)	Myers, Jac.	16
2t)	McManus, Den.	14
2t)	Tavecchio, Oak.	14
4)	Succop, Ten.	13
5t)	Boswell, Pit.	10
5t)	Fairbairn, Hou.	10
5t)	*Sanchez, Ind.	10
5t)	Santos, K.C.	10
9)	*Gonzalez, Cle.	9
10t)	Bullock, Cin.	8
10t)	Catanzaro, NY-J	8
10t)	Tucker, Bal.	8
13)	Hauschka, Buf.	7
14)	Gostkowski, N.E.	6
15)	*Koo, LA-C	4
16)	Parkey, Mia.	3

WEEK 3 / THROUGH SUNDAY, SEPTEMBER 24, 2017

AFC / MOST YARDS FROM SCRIMMAGE

Rank	Player, Team	Total			Rushing			Receiving		
		Yards	Att+Rec	Avg	Yards	Att	Avg	Yards	Rec	Avg
1)	*K. Hunt, K.C. (RB)	538	56	9.6	401	47	8.5	137	9	15.2
2)	Brown, Pit. (WR)	354	26	13.6	0	0	---	354	26	13.6
3)	C. Anderson, Den. (RB)	285	59	4.8	235	53	4.4	50	6	8.3
4)	Hill, K.C. (WR)	277	22	12.6	24	6	4.0	253	16	15.8
5)	McCoy, Buf. (RB)	271	66	4.1	140	48	2.9	131	18	7.3
6)	*Fournette, Jac. (RB)	265	65	4.1	199	57	3.5	66	8	8.3
7)	Cooks, N.E. (WR)	262	12	21.8	6	2	3.0	256	10	25.6
8)	Hilton, Ind. (WR)	259	14	18.5	0	0	---	259	14	18.5
9)	Green, Cin. (WR)	252	20	12.6	0	0	---	252	20	12.6
10)	L. Miller, Hou. (RB)	246	55	4.5	182	49	3.7	64	6	10.7
11)	Gronkowski, N.E. (TE)	238	16	14.9	0	0	---	238	16	14.9
12t)	Bell, Pit. (RB)	236	65	3.6	180	52	3.5	56	13	4.3
12t)	Gordon, LA-C (RB)	236	56	4.2	146	44	3.3	90	12	7.5
12t)	De. Thomas, Den. (WR)	236	17	13.9	0	0	---	236	17	13.9
15)	Murray, Ten. (RB)	208	39	5.3	184	35	5.3	24	4	6.0
16t)	Hopkins, Hou. (WR)	204	21	9.7	0	0	---	204	21	9.7
16t)	D. Johnson, Cle. (RB)	204	17	12.0	44	6	7.3	160	11	14.5
18)	Matthews, Ten. (WR)	201	14	14.4	0	0	---	201	14	14.4
19)	Allen, Bal. (RB)	200	53	3.8	152	43	3.5	48	10	4.8
20)	Allen, LA-C (WR)	196	19	10.3	0	0	---	196	19	10.3
21)	White, N.E. (RB)	192	29	6.6	66	17	3.9	126	12	10.5
22)	Henry, Ten. (RB)	181	34	5.3	171	33	5.2	10	1	10.0
23)	Hogan, N.E. (WR)	171	13	13.2	17	3	5.7	154	10	15.4
24)	Crabtree, Oak. (WR)	170	13	13.1	0	0	---	170	13	13.1
25)	Walker, Ten. (TE)	169	16	10.6	1	1	1.0	168	15	11.2

AFC / LEADERS IN FIRST DOWNS

Rank	Player, Team	Rush	Rec	Tot
1)	*K. Hunt, K.C. (RB)	16	6	22
2)	Brown, Pit. (WR)	0	18	18
3t)	Allen, LA-C (WR)	0	14	14
3t)	C. Anderson, Den. (RB)	12	2	14
3t)	Gordon, LA-C (RB)	9	5	14
6t)	Bell, Pit. (RB)	11	2	13
6t)	*Fournette, Jac. (RB)	10	3	13
6t)	Green, Cin. (WR)	0	13	13
6t)	McCoy, Buf. (RB)	6	7	13
10t)	Gronkowski, N.E. (TE)	0	12	12
10t)	De. Thomas, Den. (WR)	0	12	12
10t)	Walker, Ten. (TE)	1	11	12
10t)	West, Bal. (RB)	10	2	12
14)	L. Miller, Hou. (RB)	7	4	11
15t)	Cooks, N.E. (WR)	1	9	10
15t)	Gillislee, N.E. (RB)	10	0	10
15t)	Hopkins, Hou. (WR)	0	10	10
15t)	White, N.E. (RB)	4	6	10
19t)	Charles, Den. (RB)	9	0	9
19t)	Crabtree, Oak. (WR)	0	9	9
19t)	Henry, Ten. (RB)	9	0	9
19t)	Hill, K.C. (WR)	0	9	9
19t)	Hurns, Jac. (WR)	0	9	9
19t)	D. Johnson, Cle. (RB)	2	7	9
19t)	Landry, Mia. (WR)	0	9	9
19t)	Watson, Bal. (TE)	0	9	9

WEEK 3 / THROUGH SUNDAY, SEPTEMBER 24, 2017**AFC / LEADING PUNTERS**

Rank	Player, Team	No	Yards	Lg	Avg	TB	Blk	Dwn	OB	Opp Ret	In Yds	Net 20	Net Avg
1)	King, Oak.	13	693	65	53.3	1	0	1	1	7	39	7	48.8
2)	Kern, Ten.	13	654	66	50.3	2	0	0	4	6	41	4	44.1
3)	Colquitt, Cle.	16	798	67	49.9	0	1	3	1	9	67	6	43.0
4)	Lechler, Hou.	18	890	68	49.4	0	0	1	1	9	158	6	40.7
5)	Nortman, Jac.	12	583	61	48.6	1	0	0	3	3	76	2	40.6
6)	Edwards, NY-J	14	659	61	47.1	0	0	1	3	7	61	7	42.7
7)	Huber, Cin.	18	842	61	46.8	0	0	1	2	11	108	8	40.8
8)	Kaser, LA-C	14	650	66	46.4	2	0	3	1	8	79	7	37.9
9)	*Haack, Mia.	10	463	64	46.3	2	0	1	1	5	54	1	36.9
10)	*Sanchez, Ind.	20	925	53	46.3	1	0	0	7	5	21	7	44.2
11)	Colquitt, K.C.	16	738	63	46.1	2	0	1	0	5	30	8	41.8
12)	Schmidt, Buf.	17	780	58	45.9	2	0	0	0	9	73	5	39.2
13t)	Dixon, Den.	9	398	53	44.2	1	0	1	1	4	36	3	38.0
13t)	Koch, Bal.	18	796	67	44.2	2	0	3	3	6	16	7	41.1
15)	Berry, Pit.	16	671	59	41.9	1	0	1	3	5	46	5	37.8
16)	R. Allen, N.E.	15	625	60	41.7	1	0	2	3	8	46	6	37.3

AFC / LEADING PUNTERS, NET AVERAGE

Rank	Player, Team	No	Yards	Lg	Avg	TB	Blk	Dwn	OB	Opp Ret	In Yds	Net 20	Net Avg
1)	King, Oak.	13	693	65	53.3	1	0	1	1	7	39	7	48.8
2)	*Sanchez, Ind.	20	925	53	46.3	1	0	0	7	5	21	7	44.2
3)	Kern, Ten.	13	654	66	50.3	2	0	0	4	6	41	4	44.1
4)	Colquitt, Cle.	16	798	67	49.9	0	1	3	1	9	67	6	43.0
5)	Edwards, NY-J	14	659	61	47.1	0	0	1	3	7	61	7	42.7
6)	Colquitt, K.C.	16	738	63	46.1	2	0	1	0	5	30	8	41.8
7)	Koch, Bal.	18	796	67	44.2	2	0	3	3	6	16	7	41.1
8)	Huber, Cin.	18	842	61	46.8	0	0	1	2	11	108	8	40.8
9)	Lechler, Hou.	18	890	68	49.4	0	0	1	1	9	158	6	40.7
10)	Nortman, Jac.	12	583	61	48.6	1	0	0	3	3	76	2	40.6
11)	Schmidt, Buf.	17	780	58	45.9	2	0	0	0	9	73	5	39.2
12)	Dixon, Den.	9	398	53	44.2	1	0	1	1	4	36	3	38.0
13)	Kaser, LA-C	14	650	66	46.4	2	0	3	1	8	79	7	37.9
14)	Berry, Pit.	16	671	59	41.9	1	0	1	3	5	46	5	37.8
15)	R. Allen, N.E.	15	625	60	41.7	1	0	2	3	8	46	6	37.3
16)	*Haack, Mia.	10	463	64	46.3	2	0	1	1	5	54	1	36.9

AFC / PUNT RETURN LEADERS

Rank	Player, Team	Ret	FC	Yards	Avg	Long	TD
1)	*McKenzie, Den.	6	3	84	14.0	31	0
2)	*Jackson, Ten.	8	2	111	13.9	46	0
3)	Erickson, Cin.	11	5	102	9.3	26	0
4)	Tate, Buf.	6	0	55	9.2	19	0
5)	Ervin, Hou.	7	4	56	8.0	21	0
6)	Kerley, NY-J	4	1	31	7.8	15	0
7)	Raymond, NY-J	5	3	38	7.6	25	0
8)	Campanaro, Bal.	6	3	42	7.0	15	0
9t)	Grant, Mia.	5	2	34	6.8	14	0
9t)	*Peppers, Cle.	5	5	34	6.8	25	0
11)	Benjamin, LA-C	5	4	32	6.4	23	0
12)	Rogers, Pit.	8	5	46	5.8	15	0
13)	Hill, K.C.	5	1	25	5.0	9	0
14)	Richard, Oak.	5	2	22	4.4	13	0
15)	Bray, Ind.	10	2	39	3.9	16	0
16)	Lee, Jac.	4	4	13	3.3	7	0

AFC / KICKOFF RETURN LEADERS

Rank	Player, Team	Ret	Yards	Avg	Long	TD
1)	Latimer, Den.	5	142	28.4	36	0
2)	Patterson, Oak.	5	138	27.6	41	0
3)	Erickson, Cin.	4	107	26.8	41	0
4)	Drake, Mia.	3	71	23.7	34	0
5)	Thomas, K.C.	6	135	22.5	31	0
6)	*King, LA-C	4	81	20.3	25	0
7t)	Ervin, Hou.	5	93	18.6	24	0
7t)	D. Lewis, N.E.	5	93	18.6	26	0

WEEK 3 / THROUGH SUNDAY, SEPTEMBER 24, 2017**AFC / LEADERS IN INTERCEPTIONS**

Rank	Player, Team	Int	Yards	Avg	Long	TD
1t)	*Hooker, Ind.	2	44	22.0	32	0
1t)	Melvin, Ind.	2	28	14.0	21	0
1t)	Carr, Bal.	2	24	12.0	20	0
1t)	Brooks, NY-J	2	13	6.5	13	0
1t)	Webb, Bal.	2	10	5.0	10	0
1t)	Mitchell, K.C.	2	0	0.0	0	0
7t)	Talib, Den.	1	103	103.0	103t	1
7t)	Jackson, Cin.	1	75	75.0	75t	1
7t)	Gipson, Jac.	1	67	67.0	67	0
7t)	Burris, NY-J	1	48	48.0	48	0
7t)	Gilmore, N.E.	1	39	39.0	39	0
7t)	Peters, K.C.	1	38	38.0	38	0
7t)	Mosley, Bal.	1	31	31.0	31	0
7t)	Kindred, Cle.	1	30	30.0	30	0
7t)	*Bowser, Bal.	1	27	27.0	27	0
7t)	C. Harris, Den.	1	23	23.0	23	0
7t)	Bouye, Jac.	1	19	19.0	19	0
7t)	*Watt, Pit.	1	17	17.0	17	0
7t)	*White, Buf.	1	14	14.0	14	0
7t)	Harmon, N.E.	1	12	12.0	12	0
7t)	Hyde, Buf.	1	12	12.0	12	0
7t)	Searcy, Ten.	1	8	8.0	8	0
7t)	J. Smith, Bal.	1	8	8.0	8	0
7t)	Phillips, LA-C	1	4	4.0	4	0
7t)	Jones, K.C.	1	-3	-3.0	-3	0
7t)	Riley, Ten.	1	2	2.0	2	0
7t)	Smith, Jac.	1	2	2.0	2	0
7t)	Weddle, Bal.	1	2	2.0	2	0
7t)	Gaines, Buf.	1	1	1.0	1	0
7t)	Ramsey, Jac.	1	1	1.0	1	0
7t)	McCourty, Cle.	1	0	0.0	0	0
7t)	Poyer, Buf.	1	0	0.0	0	0
7t)	Roby, Den.	1	0	0.0	0	0
7t)	Vigil, Cin.	1	0	0.0	0	0
7t)	Wilcox, Pit.	1	0	0.0	0	0

AFC / LEADERS IN SACKS

Rank	Player, Team	Sacks
1)	Ingram, LA-C (LB)	5.5
2)	Campbell, Jac. (DE)	4.5
3)	Houston, K.C. (LB)	4.0
4t)	Atkins, Cin. (DT)	3.0
4t)	Chickillo, Pit. (LB)	3.0
4t)	T. Flowers, N.E. (DE)	3.0
4t)	Jones, K.C. (DE)	3.0
4t)	McCain, LA-C (DE)	3.0
4t)	Miller, Den. (LB)	3.0
4t)	Suggs, Bal. (LB)	3.0
11)	*Lawson, Cin. (LB)	2.5
12t)	Alexander, Buf. (LB)	2.0
12t)	Bailey, K.C. (DE)	2.0
12t)	Bosa, LA-C (DE)	2.0
12t)	Clowney, Hou. (LB)	2.0
12t)	Edwards, Oak. (DE)	2.0
12t)	Fowler, Jac. (DE)	2.0
12t)	Hargrave, Pit. (NT)	2.0
12t)	Hughes, Buf. (DE)	2.0
12t)	Lawson, Buf. (DE)	2.0
12t)	Mack, Oak. (DE)	2.0
12t)	McKinney, Hou. (LB)	2.0
12t)	Morgan, Ten. (LB)	2.0
12t)	Ngakoue, Jac. (DE)	2.0
12t)	Poyer, Buf. (DB)	2.0
12t)	Simon, Ind. (LB)	2.0
12t)	*Watt, Pit. (LB)	2.0
12t)	*Wise, N.E. (DE)	2.0
29t)	Jackson, Jac. (DT)	1.5
29t)	Kirksey, Cle. (LB)	1.5
29t)	McCray, Jac. (DE)	1.5
29t)	C. Smith, Cin. (DE)	1.5

WEEK 3 / THROUGH SUNDAY, SEPTEMBER 24, 2017**AFC / OFFENSIVE FUMBLE RECOVERIES**

Rank	Player, Team	Ret	Yards	Avg	Long	TD
1)	Brissett, Ind.	3	0	0.0	0	0
2t)	Andrews, N.E.	2	0	0.0	0	0
2t)	McCown, NY-J	2	0	0.0	0	0
2t)	Raymond, NY-J	2	0	0.0	0	0
5t)	Campanaro, Bal.	1	0	0.0	0	0
5t)	Clark, Hou.	1	0	0.0	0	0
5t)	Grant, Mia.	1	0	0.0	0	0
5t)	Hill, K.C.	1	0	0.0	0	0
5t)	D. Johnson, Cle.	1	0	0.0	0	0
5t)	Latimer, Den.	1	0	0.0	0	0
5t)	Mason, N.E.	1	0	0.0	0	0
5t)	Milton, Ind.	1	0	0.0	0	0
5t)	Orchard, Cle.	1	0	0.0	0	0
5t)	*Peppers, Cle.	1	0	0.0	0	0
5t)	A. Smith, K.C.	1	0	0.0	0	0
5t)	Tolzien, Ind.	1	0	0.0	0	0
5t)	Washington, Oak.	1	0	0.0	0	0
5t)	West, K.C.	1	0	0.0	0	0
5t)	Wright, Buf.	1	0	0.0	0	0

AFC / DEFENSIVE FUMBLE RECOVERIES

Rank	Player, Team	Ret	Yards	Avg	Long	TD
1t)	Clowney, Hou.	2	71	35.5	49	1
1t)	Cowser, Oak.	2	0	0.0	0	0
3t)	Fowler, Jac.	1	53	53.0	53t	1
3t)	Smith, Jac.	1	52	52.0	52	0
3t)	Hayward, LA-C	1	11	11.0	11	0
3t)	Coley, Cle.	1	7	7.0	7	0
3t)	Shazier, Pit.	1	3	3.0	3	0
3t)	Burns, Pit.	1	0	0.0	0	0
3t)	George, Ind.	1	0	0.0	0	0
3t)	Holton, Oak.	1	0	0.0	0	0
3t)	Hull, Mia.	1	0	0.0	0	0
3t)	Jones, Jac.	1	0	0.0	0	0
3t)	Joseph, Oak.	1	0	0.0	0	0
3t)	Judon, Bal.	1	0	0.0	0	0
3t)	Kirksey, Cle.	1	0	0.0	0	0
3t)	McCourty, N.E.	1	0	0.0	0	0
3t)	Ngakoue, Jac.	1	0	0.0	0	0
3t)	Pierce, Bal.	1	0	0.0	0	0
3t)	Sherman, K.C.	1	0	0.0	0	0
3t)	Walden, Ten.	1	0	0.0	0	0

WEEK 3 / THROUGH SUNDAY, SEPTEMBER 24, 2017**NFC / LEADING PASSERS**

Player, Team	Att	Comp	Pct Comp	Yds	Avg Gain	TD	Pct TD	Long	Int	Pct Int	Rating Points
Goff, LA-R	81	57	70.4	817	10.09	5	6.2	69	1	1.2	118.2
Brees, N.O.	111	76	68.5	867	7.81	6	5.4	52	0	0.0	109.7
Cousins, Was.	97	66	68.0	784	8.08	5	5.2	74	1	1.0	105.3
Keenum, Min.	70	45	64.3	536	7.66	3	4.3	59t	0	0.0	101.8
Stafford, Det.	107	69	64.5	678	6.34	7	6.5	45t	1	0.9	100.1
Ryan, Atl.	93	64	68.8	867	9.32	4	4.3	88t	3	3.2	99.2
A. Rodgers, G.B.	134	89	66.4	967	7.22	6	4.5	72	3	2.2	93.1
Wilson, Sea.	115	66	57.4	729	6.34	5	4.3	46	0	0.0	90.8
Wentz, Phi.	116	72	62.1	816	7.03	5	4.3	58t	2	1.7	90.3
Manning, NY-G	117	86	73.5	825	7.05	4	3.4	77t	4	3.4	89.9
Winston, T.B.	70	46	65.7	532	7.60	3	4.3	32	3	4.3	84.9
Glennon, Chi.	107	72	67.3	615	5.75	3	2.8	22	3	2.8	79.8
Prescott, Dal.	89	54	60.7	506	5.69	3	3.4	35	2	2.2	78.2
Hoyer, S.F.	99	62	62.6	624	6.30	2	2.0	59	3	3.0	74.6
Newton, Car.	83	51	61.4	566	6.82	2	2.4	40t	4	4.8	69.7
Palmer, Ariz	84	46	54.8	600	7.14	2	2.4	46	4	4.8	65.6

NFC / LEADING PASSERS, RANKS

Player, Team	Att	Comp	Pct Comp	Yds	Avg Gain	TD	Pct TD	Long	Int	Pct Int	Rating Points
Goff, LA-R	14	11	2	5	1	4t	2		4t	6	1
Brees, N.O.	5	3	4	2t	4	2t	3		1t	1t	2
Cousins, Was.	9	7t	5	7	3	4t	4		4t	5	3
Keenum, Min.	15t	16	10	14	5	10t	9t		1t	1t	4
Stafford, Det.	6t	6	9	9	13	1	1		4t	4	5
Ryan, Atl.	10	9	3	2t	2	8t	8		9t	12	6
A. Rodgers, G.B.	1	1	7	1	7	2t	5		9t	8	7
Wilson, Sea.	4	7t	15	8	12	4t	6		1t	1t	8
Wentz, Phi.	3	4t	12	6	10	4t	7		7t	7	9
Manning, NY-G	2	2	1	4	9	8t	11		14t	13	10
Winston, T.B.	15t	14t	8	15	6	10t	9t		9t	14	11
Glennon, Chi.	6t	4t	6	11	15	10t	13		9t	10	12
Prescott, Dal.	11	12	14	16	16	10t	12		7t	9	13
Hoyer, S.F.	8	10	11	10	14	15t	16		9t	11	14
Newton, Car.	13	13	13	13	11	15t	14		14t	16	15
Palmer, Ariz	12	14t	16	12	8	15t	15		14t	15	16

NFC / FOURTH-QUARTER PASSING LEADERS

Rank	Player, Team	Att	Comp	Comp%	Yards	YPA	TD	TD%	Int	Int%	Rating
1)	Ryan, Atl.	21	14	66.7	270	12.86	2	9.5	1	4.8	121.6
2)	Wilson, Sea.	33	21	63.6	258	7.82	3	9.1	0	0.0	118.0
3)	Brees, N.O.	35	29	82.9	265	7.57	2	5.7	0	0.0	117.3
4)	Manning, NY-G	46	34	73.9	392	8.52	3	6.5	1	2.2	111.9
5)	A. Rodgers, G.B.	44	29	65.9	301	6.84	3	6.8	0	0.0	108.2
6)	Palmer, Ariz	24	15	62.5	224	9.33	2	8.3	1	4.2	103.5
7)	Stafford, Det.	28	14	50.0	222	7.93	2	7.1	0	0.0	100.6
8)	Hoyer, S.F.	30	18	60.0	153	5.10	2	6.7	0	0.0	95.6
9)	Glennon, Chi.	61	40	65.6	376	6.16	2	3.3	1	1.6	86.5
10)	Cousins, Was.	20	13	65.0	160	8.00	1	5.0	1	5.0	85.4
11)	Goff, LA-R	12	7	58.3	107	8.92	1	8.3	1	8.3	80.9
12)	Keenum, Min.	16	9	56.3	89	5.56	0	0.0	0	0.0	72.1
13)	Prescott, Dal.	27	15	55.6	171	6.33	1	3.7	1	3.7	71.7
14)	Wentz, Phi.	40	22	55.0	222	5.55	1	2.5	1	2.5	69.0
15)	Winston, T.B.	14	9	64.3	89	6.36	0	0.0	2	14.3	42.6
16)	Newton, Car.	15	10	66.7	85	5.67	0	0.0	2	13.3	41.7

NFC / THIRD-DOWN PASSING LEADERS

Rank	Player, Team	Att	Comp	Comp%	Yards	YPA	TD	TD%	Int	Int%	Rating
1)	Goff, LA-R	27	20	74.1	233	8.63	4	14.8	0	0.0	139.4
2)	Ryan, Atl.	18	12	66.7	218	12.11	1	5.6	0	0.0	126.6
3)	Cousins, Was.	33	21	63.6	287	8.70	3	9.1	1	3.0	109.0
4)	Keenum, Min.	23	15	65.2	204	8.87	1	4.3	0	0.0	107.9
5)	Wentz, Phi.	34	22	64.7	283	8.32	3	8.8	1	2.9	107.8
6)	Stafford, Det.	35	23	65.7	204	5.83	2	5.7	0	0.0	100.2
7)	Brees, N.O.	30	19	63.3	220	7.33	1	3.3	0	0.0	96.5
8)	A. Rodgers, G.B.	30	16	53.3	251	8.37	2	6.7	1	3.3	89.7
9)	Manning, NY-G	29	21	72.4	187	6.45	0	0.0	0	0.0	89.3
10)	Hoyer, S.F.	29	18	62.1	140	4.83	1	3.4	0	0.0	85.4
11)	Winston, T.B.	13	8	61.5	85	6.54	0	0.0	0	0.0	80.6
12)	Prescott, Dal.	23	14	60.9	126	5.48	0	0.0	0	0.0	75.6
13)	Glennon, Chi.	30	21	70.0	223	7.43	1	3.3	2	6.7	74.7
14)	Wilson, Sea.	36	17	47.2	121	3.36	2	5.6	0	0.0	74.0
15)	Palmer, Ariz	25	13	52.0	166	6.64	0	0.0	1	4.0	56.4
16)	Newton, Car.	23	12	52.2	136	5.91	1	4.3	2	8.7	48.5

WEEK 3 / THROUGH SUNDAY, SEPTEMBER 24, 2017**NFC / LEADING RUSHERS**

Rank	Player, Team	Att	Yards	Avg	Long	TD
1)	*Cook, Min.	61	288	4.7	33	1
2)	Hyde, S.F.	49	253	5.2	61	2
3)	Gurley, LA-R	63	241	3.8	29	4
4)	Freeman, Atl.	52	227	4.4	18	4
5)	Howard, Chi.	45	197	4.4	19t	3
6)	*Carson, Sea.	37	166	4.5	30	0
7)	Abdullah, Det.	46	163	3.5	34	0
8)	Stewart, Car.	45	162	3.6	17	0
9)	*Cohen, Chi.	24	157	6.5	46	0
10)	Ingram, N.O.	28	125	4.5	28	0
11)	Montgomery, G.B.	41	124	3.0	8	2
12)	C. Thompson, Was.	14	119	8.5	61t	2
13)	*Perine, Was.	40	116	2.9	12	0
14)	Blount, Phi.	26	113	4.3	20	1
15)	E. Elliott, Dal.	33	112	3.4	10	0
16)	Kelley, Was.	22	108	4.9	21	0
17)	T. Coleman, Atl.	20	104	5.2	35	0
18)	Wilson, Sea. (QB)	21	100	4.8	29	0
19)	Wentz, Phi. (QB)	14	83	5.9	24	0
20)	Rodgers, T.B.	24	82	3.4	10	1
21)	Smallwood, Phi.	19	79	4.2	20	0
22)	Peterson, N.O.	23	77	3.3	11	0
23)	*McCaffrey, Car.	25	73	2.9	11	0
24)	Sproles, Phi.	15	61	4.1	12	0
25)	*Kamara, N.O.	10	58	5.8	25t	1

NFC / THIRD-AND-ONE RUSHING LEADERS

Rank	Player, Team	Att	FD	Pct
1t)	Freeman, Atl.	4	4	100.0
1t)	Rodgers, T.B.	2	2	100.0
1t)	Stewart, Car.	2	2	100.0
1t)	Burton, Chi.	1	1	100.0
1t)	*Cook, Min.	1	1	100.0
1t)	*McCaffrey, Car.	1	1	100.0
1t)	Montgomery, G.B.	1	1	100.0
1t)	Murray, Min.	1	1	100.0
1t)	Newton, Car.	1	1	100.0
1t)	Palmer, Ariz	1	1	100.0
1t)	Prescott, Dal.	1	1	100.0
1t)	D. Washington, Det.	1	1	100.0
1t)	K. Williams, Ariz	1	1	100.0
1t)	Wilson, Sea.	1	1	100.0
15)	Gurley, LA-R	5	3	60.0
16t)	Blount, Phi.	2	1	50.0
16t)	T. Coleman, Atl.	2	1	50.0
16t)	Darkwa, NY-G	2	1	50.0
19)	Hyde, S.F.	4	1	25.0

WEEK 3 / THROUGH SUNDAY, SEPTEMBER 24, 2017**NFC / LEADERS IN RECEPTIONS**

Rank	Player, Team	Rec	Yards	Avg	Long	TD
1t)	Ertz, Phi. (TE)	21	245	11.7	53	1
1t)	Tate, Det.	21	190	9.0	19	1
3t)	Baldwin, Sea.	20	212	10.6	36	1
3t)	*Cohen, Chi. (RB)	20	126	6.3	19t	1
5)	Thielen, Min.	19	299	15.7	45	0
6t)	*McCaffrey, Car. (RB)	18	173	9.6	37	0
6t)	Montgomery, G.B. (RB)	18	129	7.2	23	1
8t)	Diggs, Min.	17	293	17.2	59t	4
8t)	Thomas, N.O.	17	221	13.0	33	1
8t)	Witten, Dal. (TE)	17	156	9.2	28t	2
11t)	Ju. Jones, Atl.	16	265	16.6	34	0
11t)	Garcon, S.F.	16	249	15.6	59	0
11t)	Shepard, NY-G	16	200	12.5	77t	1
14t)	Sanu, Atl.	15	160	10.7	24	1
14t)	Cobb, G.B.	15	145	9.7	29	0
16t)	D. Adams, G.B.	14	206	14.7	41	1
16t)	Jeffery, Phi.	14	186	13.3	24	1
16t)	M. Evans, T.B.	14	160	11.4	18	1
16t)	Vereen, NY-G (RB)	14	96	6.9	20	0
20t)	C. Thompson, Was. (RB)	13	231	17.8	74	2
20t)	Watkins, LA-R	13	194	14.9	47	2
20t)	Gurley, LA-R (RB)	13	140	10.8	28	2
20t)	*Engram, NY-G (TE)	13	138	10.6	31	1
20t)	Nelson, G.B.	13	131	10.1	32t	3
20t)	Beckham, NY-G	13	115	8.8	16	2
20t)	Crowder, Was.	13	113	8.7	30	0
20t)	Riddick, Det. (RB)	13	82	6.3	16	1

NFC / RECEIVING YARDAGE LEADERS

Rank	Player, Team	Yards	Rec	Avg	Long	TD
1)	Thielen, Min.	299	19	15.7	45	0
2)	Diggs, Min.	293	17	17.2	59t	4
3)	Ju. Jones, Atl.	265	16	16.6	34	0
4)	Garcon, S.F.	249	16	15.6	59	0
5)	Ertz, Phi. (TE)	245	21	11.7	53	1
6)	C. Thompson, Was. (RB)	231	13	17.8	74	2
7)	Thomas, N.O.	221	17	13.0	33	1
8)	Baldwin, Sea.	212	20	10.6	36	1
9)	D. Adams, G.B.	206	14	14.7	41	1
10)	Shepard, NY-G	200	16	12.5	77t	1
11)	Watkins, LA-R	194	13	14.9	47	2
12)	Tate, Det.	190	21	9.0	19	1
13)	Jeffery, Phi.	186	14	13.3	24	1
14)	*McCaffrey, Car. (RB)	173	18	9.6	37	0
15)	Woods, LA-R	169	10	16.9	31	0
16)	Nelson, Ariz	163	10	16.3	45t	2
17t)	M. Evans, T.B.	160	14	11.4	18	1
17t)	Sanu, Atl.	160	15	10.7	24	1
19)	Witten, Dal. (TE)	156	17	9.2	28t	2
20t)	Allison, G.B.	146	9	16.2	72	0
20t)	Funchess, Car.	146	10	14.6	24	0
22)	Cobb, G.B.	145	15	9.7	29	0
23)	Hooper, Atl. (TE)	144	5	28.8	88t	1
24)	Gurley, LA-R (RB)	140	13	10.8	28	2
25)	*Engram, NY-G (TE)	138	13	10.6	31	1

WEEK 3 / THROUGH SUNDAY, SEPTEMBER 24, 2017**NFC / THIRD-DOWN RECEIVING LEADERS**

Rank	Player, Team	Rec	Yards	Avg	Long	TD
1)	Tate, Det.	9	91	10.1	19	0
2t)	C. Thompson, Was. (RB)	6	134	22.3	74	1
2t)	Diggs, Min.	6	103	17.2	59t	2
2t)	Thielen, Min.	6	83	13.8	27	0
2t)	Watkins, LA-R	6	69	11.5	28	2
2t)	Ertz, Phi. (TE)	6	67	11.2	23	1
2t)	Crowder, Was.	6	44	7.3	21	0
8t)	Agholor, Phi.	5	86	17.2	58t	1
8t)	*Kupp, LA-R	5	76	15.2	28	1
8t)	Gurley, LA-R (RB)	5	73	14.6	28	1
8t)	Nelson, G.B.	5	70	14.0	32t	2
8t)	Jeffery, Phi.	5	59	11.8	13	0
8t)	Beckham, NY-G	5	54	10.8	16	0
8t)	Thomas, N.O.	5	54	10.8	16	0
8t)	*Engram, NY-G (TE)	5	50	10.0	17	0
8t)	*Cohen, Chi. (RB)	5	45	9.0	14	0
17t)	Allison, G.B.	4	94	23.5	72	0
17t)	Rudolph, Min. (TE)	4	59	14.8	27	1
17t)	Fitzgerald, Ariz	4	51	12.8	33	0
17t)	*McCaffrey, Car. (RB)	4	51	12.8	16	0
17t)	Thompson, Chi.	4	51	12.8	15	1
17t)	Williams, Dal.	4	43	10.8	23	0
17t)	Brate, T.B. (TE)	4	41	10.3	18	0
17t)	Baldwin, Sea.	4	28	7.0	10	1
17t)	Ebron, Det. (TE)	4	27	6.8	8	1
17t)	Witten, Dal. (TE)	4	26	6.5	9	0
17t)	Hyde, S.F. (RB)	4	22	5.5	8	0
17t)	McKinnon, Min. (RB)	4	15	3.8	7	0
17t)	Graham, Sea. (TE)	4	11	2.8	6	0
17t)	Riddick, Det. (RB)	4	7	1.8	5	0

WEEK 3 / THROUGH SUNDAY, SEPTEMBER 24, 2017**NFC / LEADING SCORERS, NONKICKERS**

Rank	Player, Team	TD	Rush	Rec	Ret	X2	Pts
1)	Gurley, LA-R (RB)	6	4	2	0	0	36
2t)	Diggs, Min. (WR)	4	0	4	0	0	24
2t)	Freeman, Atl. (RB)	4	4	0	0	0	24
2t)	C. Thompson, Was. (RB)	4	2	2	0	0	24
5t)	Howard, Chi. (RB)	3	3	0	0	0	18
5t)	Montgomery, G.B. (RB)	3	2	1	0	0	18
5t)	Nelson, G.B. (WR)	3	0	3	0	0	18
8t)	Agholor, Phi. (WR)	2	0	2	0	0	12
8t)	Beckham, NY-G (WR)	2	0	2	0	0	12
8t)	Blount, Phi. (RB)	2	1	1	0	0	12
8t)	Coleman, N.O. (WR)	2	0	2	0	0	12
8t)	Fleener, N.O. (TE)	2	0	2	0	0	12
8t)	*Golladay, Det. (WR)	2	0	2	0	0	12
8t)	Hyde, S.F. (RB)	2	2	0	0	0	12
8t)	M. Jones, Det. (WR)	2	0	2	0	0	12
8t)	Nelson, Ariz (WR)	2	0	2	0	0	12
8t)	P. Richardson, Sea. (WR)	2	0	2	0	0	12
8t)	Watkins, LA-R (WR)	2	0	2	0	0	12
8t)	Witten, Dal. (TE)	2	0	2	0	0	12
20)	Jeffery, Phi. (WR)	1	0	1	0	1	8

NFC / LEADING SCORERS, KICKERS

Rank	Player, Team	PAT	FG	Pct	Long	Pts
1t)	Bryant, Atl.	9/ 9	8/ 8	1.000	53	33
1t)	Zuerlein, LA-R	12/12	7/ 7	1.000	50	33
3)	Lutz, N.O.	7/ 7	8/10	.800	50	31
4)	Gano, Car.	3/ 3	8/ 8	1.000	48	27
5)	Prater, Det.	7/ 7	6/ 6	1.000	58	25
6)	Forbath, Min.	6/ 8	6/ 6	1.000	45	24
7)	Hopkins, Was.	8/ 8	5/ 7	.714	41	23
8)	Gould, S.F.	3/ 4	6/ 6	1.000	48	21
9)	Crosby, G.B.	7/ 7	4/ 4	1.000	40	19
10t)	Bailey, Dal.	3/ 3	5/ 5	1.000	56	18
10t)	Walsh, Sea.	3/ 4	5/ 5	1.000	41	18
12)	*Elliott, Cin.-Phi.	5/ 5	4/ 6	.667	61	17
13)	Folk, T.B.	4/ 5	4/ 4	1.000	50	16
14)	Dawson, Ariz	3/ 3	4/ 6	.667	40	15
15)	Rosas, NY-G	4/ 4	3/ 3	1.000	41	13
16)	Barth, Chi.	5/ 5	2/ 3	.667	54	11
17)	Sturgis, Phi.	1/ 2	3/ 3	1.000	50	10

NFC / TOUCHBACKS ON KICKOFFS

Rank	Player, Team	TB
1)	Zuerlein, LA-R	17
2)	Bosher, Atl.	16
3)	Gano, Car.	13
4)	Hopkins, Was.	11
5)	Lutz, N.O.	10
6t)	Crosby, G.B.	9
6t)	Forbath, Min.	9
6t)	Locke, Det.	9
9)	Pinion, S.F.	8
10t)	Bailey, Dal.	7
10t)	Barth, Chi.	7
10t)	Folk, T.B.	7
13)	Walsh, Sea.	6
14t)	*Elliott, Cin.-Phi.	4
14t)	Prater, Det.	4
16t)	Dawson, Ariz	3
16t)	Rosas, NY-G	3
18)	Sturgis, Phi.	2

WEEK 3 / THROUGH SUNDAY, SEPTEMBER 24, 2017**NFC / MOST YARDS FROM SCRIMMAGE**

Rank	Player, Team	Total			Rushing			Receiving		
		Yards	Att+Rec	Avg	Yards	Att	Avg	Yards	Rec	Avg
1)	Gurley, LA-R (RB)	381	76	5.0	241	63	3.8	140	13	10.8
2)	*Cook, Min. (RB)	370	71	5.2	288	61	4.7	82	10	8.2
3)	C. Thompson, Was. (RB)	350	27	13.0	119	14	8.5	231	13	17.8
4)	Hyde, S.F. (RB)	314	61	5.1	253	49	5.2	61	12	5.1
5)	Thielen, Min. (WR)	299	19	15.7	0	0	---	299	19	15.7
6)	Diggs, Min. (WR)	291	19	15.3	-2	2	-1.0	293	17	17.2
7)	*Cohen, Chi. (RB)	283	44	6.4	157	24	6.5	126	20	6.3
8)	Freeman, Atl. (RB)	277	59	4.7	227	52	4.4	50	7	7.1
9)	Ju. Jones, Atl. (WR)	265	16	16.6	0	0	---	265	16	16.6
10)	Montgomery, G.B. (RB)	253	59	4.3	124	41	3.0	129	18	7.2
11)	Garcon, S.F. (WR)	249	16	15.6	0	0	---	249	16	15.6
12)	*McCaffrey, Car. (RB)	246	43	5.7	73	25	2.9	173	18	9.6
13)	Ertz, Phi. (TE)	245	21	11.7	0	0	---	245	21	11.7
14)	Howard, Chi. (RB)	237	53	4.5	197	45	4.4	40	8	5.0
15)	Ingram, N.O. (RB)	233	39	6.0	125	28	4.5	108	11	9.8
16)	Thomas, N.O. (WR)	221	17	13.0	0	0	---	221	17	13.0
17t)	Abdullah, Det. (RB)	213	52	4.1	163	46	3.5	50	6	8.3
17t)	Shepard, NY-G (WR)	213	19	11.2	13	3	4.3	200	16	12.5
19)	Baldwin, Sea. (WR)	209	21	10.0	-3	1	-3.0	212	20	10.6
20)	D. Adams, G.B. (WR)	206	14	14.7	0	0	---	206	14	14.7
21)	*Carson, Sea. (RB)	201	41	4.9	166	37	4.5	35	4	8.8
22)	Tate, Det. (WR)	197	23	8.6	7	2	3.5	190	21	9.0
23)	Watkins, LA-R (WR)	194	13	14.9	0	0	---	194	13	14.9
24)	T. Coleman, Atl. (RB)	192	29	6.6	104	20	5.2	88	9	9.8
25)	Jeffery, Phi. (WR)	186	14	13.3	0	0	---	186	14	13.3

NFC / LEADERS IN FIRST DOWNS

Rank	Player, Team	Rush	Rec	Tot
1)	Gurley, LA-R (RB)	15	5	20
2)	Freeman, Atl. (RB)	15	3	18
3t)	Stewart, Car. (RB)	14	1	15
3t)	C. Thompson, Was. (RB)	5	10	15
5t)	*Cook, Min. (RB)	11	3	14
5t)	Ertz, Phi. (TE)	0	14	14
5t)	Howard, Chi. (RB)	14	0	14
5t)	Montgomery, G.B. (RB)	8	6	14
9t)	Diggs, Min. (WR)	0	13	13
9t)	Ingram, N.O. (RB)	8	5	13
9t)	*McCaffrey, Car. (RB)	4	9	13
9t)	Thomas, N.O. (WR)	0	13	13
13t)	Baldwin, Sea. (WR)	0	12	12
13t)	Hyde, S.F. (RB)	10	2	12
13t)	Ju. Jones, Atl. (WR)	0	12	12
16t)	*Carson, Sea. (RB)	9	2	11
16t)	Garcon, S.F. (WR)	0	11	11
16t)	Nelson, G.B. (WR)	0	11	11
16t)	Tate, Det. (WR)	0	11	11
16t)	Thielen, Min. (WR)	0	11	11

WEEK 3 / THROUGH SUNDAY, SEPTEMBER 24, 2017**NFC / LEADING PUNTERS**

Rank	Player, Team	No	Yards	Lg	Avg	TB	Blk	Dwn	OB	Opp Ret	In	Net
1)	Morstead, N.O.	9	442	68	49.1	0	0	1	0	5	23	5 46.6
2)	O'Donnell, Chi.	14	679	69	48.5	2	0	2	1	6	56	6 41.6
3)	Bosher, Atl.	9	434	62	48.2	0	0	1	0	4	55	4 42.1
4)	Hekker, LA-R	11	513	64	46.6	0	0	2	2	7	22	6 44.6
5)	Ryan, Sea.	21	972	64	46.3	1	0	5	2	10	91	7 41.0
6)	Lee, Ariz	9	416	57	46.2	0	0	1	1	7	71	1 38.3
7)	*Vogel, G.B.	14	634	61	45.3	0	0	2	1	7	38	4 42.6
8)	Way, Was.	13	587	62	45.2	0	0	1	1	6	28	7 43.0
9)	Locke, Det.	10	448	52	44.8	0	0	1	0	4	47	4 40.1
10)	Palardy, Car.	12	533	58	44.4	1	0	1	3	4	23	3 40.8
11)	Anger, T.B.	7	309	54	44.1	0	0	1	0	2	10	1 42.7
12)	Wing, NY-G	15	662	60	44.1	2	0	1	3	5	110	1 34.1
13)	D. Jones, Phi.	12	521	58	43.4	2	0	1	2	4	11	2 39.2
14)	C. Jones, Dal.	9	388	62	43.1	1	0	0	2	3	21	6 38.6
15)	Quigley, Min.	11	472	55	42.9	0	0	0	1	3	-1	5 43.0
16)	Pinion, S.F.	13	553	51	42.5	0	0	1	1	7	7	7 42.0

NFC / LEADING PUNTERS, NET AVERAGE

Rank	Player, Team	No	Yards	Lg	Avg	TB	Blk	Dwn	OB	Opp Ret	In	Net
1)	Morstead, N.O.	9	442	68	49.1	0	0	1	0	5	23	5 46.6
2)	Hekker, LA-R	11	513	64	46.6	0	0	2	2	7	22	6 44.6
3t)	Quigley, Min.	11	472	55	42.9	0	0	0	1	3	-1	5 43.0
3t)	Way, Was.	13	587	62	45.2	0	0	1	1	6	28	7 43.0
5)	Anger, T.B.	7	309	54	44.1	0	0	1	0	2	10	1 42.7
6)	*Vogel, G.B.	14	634	61	45.3	0	0	2	1	7	38	4 42.6
7)	Bosher, Atl.	9	434	62	48.2	0	0	1	0	4	55	4 42.1
8)	Pinion, S.F.	13	553	51	42.5	0	0	1	1	7	7	7 42.0
9)	O'Donnell, Chi.	14	679	69	48.5	2	0	2	1	6	56	6 41.6
10)	Ryan, Sea.	21	972	64	46.3	1	0	5	2	10	91	7 41.0
11)	Palardy, Car.	12	533	58	44.4	1	0	1	3	4	23	3 40.8
12)	Locke, Det.	10	448	52	44.8	0	0	1	0	4	47	4 40.1
13)	D. Jones, Phi.	12	521	58	43.4	2	0	1	2	4	11	2 39.2
14)	C. Jones, Dal.	9	388	62	43.1	1	0	0	2	3	21	6 38.6
15)	Lee, Ariz	9	416	57	46.2	0	0	1	1	7	71	1 38.3
16)	Wing, NY-G	15	662	60	44.1	2	0	1	3	5	110	1 34.1

NFC / PUNT RETURN LEADERS

Rank	Player, Team	Ret	FC	Yards	Avg	Long	TD
1)	*Agnew, Det.	6	1	149	24.8	88t	1
2)	Roberts, Atl.	5	3	62	12.4	27	0
3)	*Taylor, S.F.	5	3	58	11.6	21	0
4)	Davis, G.B.	7	5	70	10.0	33	0
5)	*Cohen, Chi.	6	4	55	9.2	17	0
6)	Lockett, Sea.	7	6	39	5.6	13	0
7)	Crowder, Was.	8	3	39	4.9	18	0
8)	Austin, LA-R	7	1	33	4.7	12	0
9)	*McCaffrey, Car.	9	3	40	4.4	11	0
10)	Harris, NY-G	4	7	10	2.5	10	0

NFC / KICKOFF RETURN LEADERS

Rank	Player, Team	Ret	Yards	Avg	Long	TD
1)	Lockett, Sea.	5	137	27.4	43	0
2)	Reedy, T.B.	3	79	26.3	50	0
3)	McKinnon, Min.	7	180	25.7	39	0
4)	Cooper, LA-R	7	177	25.3	35	0
5)	*Kamara, N.O.	4	97	24.3	34	0
6)	Smallwood, Phi.	4	93	23.3	28	0
7)	Thompson, Chi.	7	159	22.7	29	0
8)	*Bolden, S.F.	5	107	21.4	34	0
9)	Harris, NY-G	5	104	20.8	24	0
10)	K. Williams, Ariz	4	81	20.3	23	0
11)	Roberts, Atl.	5	96	19.2	38	0

WEEK 3 / THROUGH SUNDAY, SEPTEMBER 24, 2017**NFC / LEADERS IN INTERCEPTIONS**

Rank	Player, Team	Int	Yards	Avg	Long	TD
1t)	Quin, Det.	2	62	31.0	37t	1
1t)	Slay, Det.	2	52	26.0	37	0
3t)	Bethel, Ariz	1	82	82.0	82t	1
3t)	McClain, T.B.	1	47	47.0	47t	1
3t)	T. Johnson, LA-R	1	39	39.0	39t	1
3t)	Tartt, S.F.	1	37	37.0	37	0
3t)	Sendejo, Min.	1	36	36.0	36	0
3t)	Killebrew, Det.	1	35	35.0	35t	1
3t)	Vaccaro, N.O.	1	30	30.0	30	0
3t)	Joyner, LA-R	1	29	29.0	29t	1
3t)	*Lewis, Dal.	1	25	25.0	25	0
3t)	Robey-Coleman, LA-R	1	25	25.0	25	0
3t)	*N. Jones, Sea.	1	24	24.0	24	0
3t)	Kerrigan, Was.	1	24	24.0	24t	1
3t)	Kuechly, Car.	1	23	23.0	23	0
3t)	Wilson, Det.	1	23	23.0	23	0
3t)	Alexander, T.B.	1	22	22.0	22	0
3t)	Waynes, Min.	1	18	18.0	18	0
3t)	Whitehead, Det.	1	18	18.0	18	0
3t)	Mathieu, Ariz	1	15	15.0	15	0
3t)	Mills, Phi.	1	15	15.0	15	0
3t)	Smith, Min.	1	12	12.0	12	0
3t)	Foster, Was.	1	10	10.0	10	0
3t)	Wagner, Sea.	1	7	7.0	7	0
3t)	P. Williams, N.O.	1	7	7.0	7	0
3t)	A. Brown, Dal.	1	0	0.0	0	0
3t)	*Douglas, Phi.	1	0	0.0	0	0
3t)	Fuller, Was.	1	0	0.0	0	0
3t)	*Nicholson, Was.	1	0	0.0	0	0
3t)	Robinson, Phi.	1	0	0.0	0	0
3t)	Trufant, Atl.	1	0	0.0	0	0
3t)	*M. Williams, N.O.	1	0	0.0	0	0

NFC / LEADERS IN SACKS

Rank	Player, Team	Sacks
1)	Griffen, Min. (DE)	4.0
2)	Lawrence, Dal. (DE)	3.5
3t)	Ansah, Det. (DE)	3.0
3t)	Jones, Ariz (LB)	3.0
3t)	Smith, Was. (LB)	3.0
6t)	Bennett, Sea. (DE)	2.5
6t)	B. Graham, Phi. (DE)	2.5
6t)	Kerrigan, Was. (LB)	2.5
6t)	Peppers, Car. (DE)	2.5
10t)	Addison, Car. (DE)	2.0
10t)	Beasley, Atl. (LB)	2.0
10t)	Clayborn, Atl. (DE)	2.0
10t)	Cox, Phi. (DT)	2.0
10t)	Hicks, Chi. (DE)	2.0
10t)	*J. Jones, G.B. (DB)	2.0
10t)	Jordan, N.O. (DE)	2.0
10t)	Kikaha, N.O. (LB)	2.0
10t)	Longacre, LA-R (LB)	2.0
10t)	Reed, Atl. (DE)	2.0
10t)	Vernon, NY-G (DE)	2.0
10t)	Young, Chi. (LB)	2.0
10t)	Zettel, Det. (DE)	2.0
23t)	Clark, Sea. (DE)	1.5
23t)	Daniels, G.B. (DE)	1.5
23t)	Fox, LA-R (DE)	1.5
23t)	Jernigan, Phi. (DT)	1.5
23t)	Matthews, G.B. (LB)	1.5
23t)	Perry, G.B. (LB)	1.5
23t)	Quinn, LA-R (LB)	1.5

WEEK 3 / THROUGH SUNDAY, SEPTEMBER 24, 2017**NFC / OFFENSIVE FUMBLE RECOVERIES**

Rank	Player, Team	Ret	Yards	Avg	Long	TD
1t)	Glennon, Chi.	3	0	0.0	0	0
1t)	Wilson, Sea.	3	0	0.0	0	0
3)	Winston, T.B.	2	0	0.0	0	0
4t)	Brees, N.O.	1	0	0.0	0	0
4t)	Ja. Brown, Ariz	1	0	0.0	0	0
4t)	Cousins, Was.	1	0	0.0	0	0
4t)	Gurley, LA-R	1	0	0.0	0	0
4t)	Havenstein, LA-R	1	0	0.0	0	0
4t)	L. Johnson, Phi.	1	0	0.0	0	0
4t)	M. Kalil, Car.	1	0	0.0	0	0
4t)	Manning, NY-G	1	0	0.0	0	0
4t)	Massie, Chi.	1	0	0.0	0	0
4t)	Morgan, Min.	1	0	0.0	0	0
4t)	Newton, Car.	1	0	0.0	0	0
4t)	Palmer, Ariz	1	0	0.0	0	0
4t)	Rawls, Sea.	1	0	0.0	0	0
4t)	Redfern, Det.	1	0	0.0	0	0
4t)	Reed, Was.	1	0	0.0	0	0
4t)	Robertson-Harris, Chi.	1	0	0.0	0	0
4t)	A. Rodgers, G.B.	1	0	0.0	0	0
4t)	Shepard, NY-G	1	0	0.0	0	0
4t)	Sherman, Sea.	1	0	0.0	0	0
4t)	Stewart, Car.	1	0	0.0	0	0
4t)	Sullivan, LA-R	1	0	0.0	0	0
4t)	C. Thompson, Was.	1	0	0.0	0	0
4t)	Wentz, Phi.	1	0	0.0	0	0

NFC / DEFENSIVE FUMBLE RECOVERIES

Rank	Player, Team	Ret	Yards	Avg	Long	TD
1t)	Floyd, Chi.	1	21	21.0	21	0
1t)	Cox, Phi.	1	20	20.0	20t	1
1t)	*Davis, Det.	1	16	16.0	16	0
1t)	Trufant, Atl.	1	15	15.0	15t	1
1t)	M. Collins, Dal.	1	6	6.0	6	0
1t)	R. Robinson, S.F.	1	2	2.0	2	0
1t)	Apple, NY-G	1	0	0.0	0	0
1t)	Burton, Phi.	1	0	0.0	0	0
1t)	David, T.B.	1	0	0.0	0	0
1t)	Fackrell, G.B.	1	0	0.0	0	0
1t)	Foster, Was.	1	0	0.0	0	0
1t)	Hicks, Chi.	1	0	0.0	0	0
1t)	Hicks, Phi.	1	0	0.0	0	0
1t)	T. Johnson, LA-R	1	0	0.0	0	0
1t)	Kennard, NY-G	1	0	0.0	0	0
1t)	Lotulelei, Car.	1	0	0.0	0	0
1t)	Lynch, T.B.	1	0	0.0	0	0
1t)	McClain, Was.	1	0	0.0	0	0
1t)	McManis, Chi.	1	0	0.0	0	0
1t)	Nelson, S.F.	1	0	0.0	0	0
1t)	Robey-Coleman, LA-R	1	0	0.0	0	0
1t)	A. Robinson, S.F.	1	0	0.0	0	0
1t)	Rollins, G.B.	1	0	0.0	0	0
1t)	Spaight, Was.	1	0	0.0	0	0

WEEK 3 / THROUGH SUNDAY, SEPTEMBER 24, 2017

NFL / LEADING PASSERS

Player, Team	Att	Comp	Pct		Avg		Pct			Pct Rating	
			Comp	Yds	Gain	TD	TD	Long	Int	Int	Points
A. Smith, K.C.	84	65	77.4	774	9.21	7	8.3	78t	0	0.0	132.7
Brady, N.E.	110	71	64.5	1092	9.93	8	7.3	54	0	0.0	121.5
Goff, LA-R	81	57	70.4	817	10.09	5	6.2	69	1	1.2	118.2
Brees, N.O.	111	76	68.5	867	7.81	6	5.4	52	0	0.0	109.7
Cousins, Was.	97	66	68.0	784	8.08	5	5.2	74	1	1.0	105.3
Keenum, Min.	70	45	64.3	536	7.66	3	4.3	59t	0	0.0	101.8
Carr, Oak.	91	64	70.3	610	6.70	6	6.6	39	2	2.2	101.4
Stafford, Det.	107	69	64.5	678	6.34	7	6.5	45t	1	0.9	100.1
Taylor, Buf.	79	53	67.1	562	7.11	4	5.1	47	1	1.3	99.2
Ryan, Atl.	93	64	68.8	867	9.32	4	4.3	88t	3	3.2	99.2
Roethlisberger, Pit.	110	69	62.7	741	6.74	5	4.5	51	1	0.9	93.8
Bortles, Jac.	86	51	59.3	592	6.88	6	7.0	35	2	2.3	93.8
A. Rodgers, G.B.	134	89	66.4	967	7.22	6	4.5	72	3	2.2	93.1
McCown, NY-J	86	60	69.8	602	7.00	3	3.5	69t	2	2.3	91.3
Wilson, Sea.	115	66	57.4	729	6.34	5	4.3	46	0	0.0	90.8
Wentz, Phi.	116	72	62.1	816	7.03	5	4.3	58t	2	1.7	90.3
Manning, NY-G	117	86	73.5	825	7.05	4	3.4	77t	4	3.4	89.9
Siemian, Den.	100	63	63.0	709	7.09	6	6.0	44	4	4.0	87.5
Mariota, Ten.	100	60	60.0	696	6.96	3	3.0	55t	1	1.0	86.9
Brissett, Ind.	64	39	60.9	526	8.22	1	1.6	61t	1	1.6	85.8
Winston, T.B.	70	46	65.7	532	7.60	3	4.3	32	3	4.3	84.9
Cutler, Mia.	77	50	64.9	450	5.84	2	2.6	31	1	1.3	83.8
Rivers, LA-C	112	73	65.2	760	6.79	4	3.6	44	4	3.6	81.7
Glennon, Chi.	107	72	67.3	615	5.75	3	2.8	22	3	2.8	79.8
Prescott, Dal.	89	54	60.7	506	5.69	3	3.4	35	2	2.2	78.2
*Watson, Hou.	80	49	61.3	528	6.60	3	3.8	35	3	3.8	77.5
Hoyer, S.F.	99	62	62.6	624	6.30	2	2.0	59	3	3.0	74.6
Newton, Car.	83	51	61.4	566	6.82	2	2.4	40t	4	4.8	69.7
Dalton, Cin.	93	57	61.3	606	6.52	2	2.2	50	4	4.3	69.6
Palmer, Ariz	84	46	54.8	600	7.14	2	2.4	46	4	4.8	65.6
Flacco, Bal.	69	42	60.9	366	5.30	3	4.3	48t	4	5.8	65.2
*Kizer, Cle.	108	57	52.8	646	5.98	3	2.8	38	7	6.5	53.2

NFL / LEADING PASSERS, RANKS

Player, Team	Att	Comp	Pct		Avg		Pct			Pct Rating	
			Comp	Yds	Gain	TD	TD	Long	Int	Int	Points
A. Smith, K.C.	22t	12	1	9	4	2t	1		1t	1t	1
Brady, N.E.	7t	7	15	1	2	1	2		1t	1t	2
Goff, LA-R	25	19t	3	6	1	9t	6		6t	10	3
Brees, N.O.	6	3	7	3t	7	4t	8		1t	1t	4
Cousins, Was.	15	10t	8	8	6	9t	9		6t	9	5
Keenum, Min.	29t	30	17	26	8	18t	17t		1t	1t	6
Carr, Oak.	18	13t	4	19	22	4t	4		14t	15	7
Stafford, Det.	10t	8t	16	15	26	2t	5		6t	7	8
Taylor, Buf.	27	23	10	25	12	14t	10		6t	11	9
Ryan, Atl.	16t	13t	6	3t	3	14t	16		19t	22	10
Roethlisberger, Pit.	7t	8t	19	11	21	9t	11		6t	6	11
Bortles, Jac.	20t	24t	29	23	18	4t	3		14t	18t	12
A. Rodgers, G.B.	1	1	11	2	10	4t	12		19t	16	13
McCown, NY-J	20t	17t	5	21	16	18t	21		14t	18t	14
Wilson, Sea.	4	10t	30	12	25	9t	13t		1t	1t	15
Wentz, Phi.	3	5t	21	7	15	9t	15		14t	14	16
Manning, NY-G	2	2	2	5	14	14t	22		25t	23	17
Siemian, Den.	12t	15	18	13	13	4t	7		25t	26	18
Mariota, Ten.	12t	17t	28	14	17	18t	24		6t	8	19
Brissett, Ind.	32	32	25	29	5	33t	32		6t	13	20
Winston, T.B.	29t	28t	12	27	9	18t	17t		19t	27	21
Cutler, Mia.	28	26	14	31	29	28t	27		6t	12	22
Rivers, LA-C	5	4	13	10	20	14t	20		25t	24	23
Glennon, Chi.	10t	5t	9	18	30	18t	25		19t	20	24
Prescott, Dal.	19	22	27	30	31	18t	23		14t	17	25
*Watson, Hou.	26	27	24	28	23	18t	19		19t	25	26
Hoyer, S.F.	14	16	20	17	27	28t	31		19t	21	27
Newton, Car.	24	24t	22	24	19	28t	28		25t	30	28
Dalton, Cin.	16t	19t	23	20	24	28t	30		25t	28	29
Palmer, Ariz	22t	28t	31	22	11	28t	29		25t	29	30
Flacco, Bal.	31	31	26	32	32	18t	13t		25t	31	31
*Kizer, Cle.	9	19t	32	16	28	18t	26		32	32	32

WEEK 3 / THROUGH SUNDAY, SEPTEMBER 24, 2017

NFL / FOURTH-QUARTER PASSING LEADERS

Rank	Player, Team	Att	Comp	Comp%	Yards	YPA	TD	TD%	Int	Int%	Rating
1)	Bortles, Jac.	13	10	76.9	145	11.15	1	7.7	0	0.0	138.3
2)	A. Smith, K.C.	24	16	66.7	248	10.33	2	8.3	0	0.0	128.5
3)	Ryan, Atl.	21	14	66.7	270	12.86	2	9.5	1	4.8	121.6
4)	Wilson, Sea.	33	21	63.6	258	7.82	3	9.1	0	0.0	118.0
5)	Brees, N.O.	35	29	82.9	265	7.57	2	5.7	0	0.0	117.3
6)	Manning, NY-G	46	34	73.9	392	8.52	3	6.5	1	2.2	111.9
7)	Mallett, Bal.	9	6	66.7	36	4.00	1	11.1	0	0.0	111.3
8)	A. Rodgers, G.B.	44	29	65.9	301	6.84	3	6.8	0	0.0	108.2
9)	Carr, Oak.	33	24	72.7	195	5.91	2	6.1	0	0.0	107.5
10)	Palmer, Ariz	24	15	62.5	224	9.33	2	8.3	1	4.2	103.5
11)	Brady, N.E.	26	16	61.5	232	8.92	1	3.8	0	0.0	103.4
12)	Stafford, Det.	28	14	50.0	222	7.93	2	7.1	0	0.0	100.6
13)	Rivers, LA-C	46	30	65.2	282	6.13	2	4.3	0	0.0	96.5
14)	Hoyer, S.F.	30	18	60.0	153	5.10	2	6.7	0	0.0	95.6
15)	Taylor, Buf.	19	14	73.7	110	5.79	0	0.0	0	0.0	87.6
16)	Mariota, Ten.	23	12	52.2	148	6.43	1	4.3	0	0.0	86.9
17)	Glennon, Chi.	61	40	65.6	376	6.16	2	3.3	1	1.6	86.5
18)	Cousins, Was.	20	13	65.0	160	8.00	1	5.0	1	5.0	85.4
19)	Roethlisberger, Pit.	29	21	72.4	235	8.10	0	0.0	1	3.4	81.8
20)	Brissett, Ind.	17	10	58.8	124	7.29	0	0.0	0	0.0	81.5
21)	Goff, LA-R	12	7	58.3	107	8.92	1	8.3	1	8.3	80.9
22)	Cutler, Mia.	31	20	64.5	203	6.55	1	3.2	1	3.2	80.4
23)	Keenum, Min.	16	9	56.3	89	5.56	0	0.0	0	0.0	72.1
24)	Prescott, Dal.	27	15	55.6	171	6.33	1	3.7	1	3.7	71.7
25)	Wentz, Phi.	40	22	55.0	222	5.55	1	2.5	1	2.5	69.0
26)	*Kizer, Cle.	46	23	50.0	259	5.63	2	4.3	3	6.5	54.5
27)	Dalton, Cin.	26	13	50.0	155	5.96	0	0.0	1	3.8	52.6
28)	*Watson, Hou.	28	16	57.1	218	7.79	0	0.0	2	7.1	52.4
29)	Winston, T.B.	14	9	64.3	89	6.36	0	0.0	2	14.3	42.6
30)	Newton, Car.	15	10	66.7	85	5.67	0	0.0	2	13.3	41.7
31)	McCown, NY-J	18	9	50.0	77	4.28	1	5.6	2	11.1	40.5
32)	Siemian, Den.	14	7	50.0	120	8.57	0	0.0	2	14.3	39.9

NFL / THIRD-DOWN PASSING LEADERS

Rank	Player, Team	Att	Comp	Comp%	Yards	YPA	TD	TD%	Int	Int%	Rating
1)	Brady, N.E.	28	20	71.4	301	10.75	3	10.7	0	0.0	142.1
2)	Goff, LA-R	27	20	74.1	233	8.63	4	14.8	0	0.0	139.4
3)	Ryan, Atl.	18	12	66.7	218	12.11	1	5.6	0	0.0	126.6
4)	Siemian, Den.	30	19	63.3	241	8.03	4	13.3	1	3.3	114.0
5)	McCown, NY-J	27	22	81.5	242	8.96	2	7.4	1	3.7	113.3
6)	Cousins, Was.	33	21	63.6	287	8.70	3	9.1	1	3.0	109.0
7)	A. Smith, K.C.	19	14	73.7	123	6.47	1	5.3	0	0.0	108.0
8)	Keenum, Min.	23	15	65.2	204	8.87	1	4.3	0	0.0	107.9
9)	Wentz, Phi.	34	22	64.7	283	8.32	3	8.8	1	2.9	107.8
10)	Brissett, Ind.	24	15	62.5	213	8.88	1	4.2	0	0.0	105.0
11)	Stafford, Det.	35	23	65.7	204	5.83	2	5.7	0	0.0	100.2
12)	Taylor, Buf.	26	18	69.2	174	6.69	2	7.7	1	3.8	97.3
13)	Brees, N.O.	30	19	63.3	220	7.33	1	3.3	0	0.0	96.5
14)	A. Rodgers, G.B.	30	16	53.3	251	8.37	2	6.7	1	3.3	89.7
15)	Manning, NY-G	29	21	72.4	187	6.45	0	0.0	0	0.0	89.3
16t)	Hoyer, S.F.	29	18	62.1	140	4.83	1	3.4	0	0.0	85.4
16t)	Roethlisberger, Pit.	28	15	53.6	120	4.29	3	10.7	1	3.6	85.4
18)	Flacco, Bal.	17	8	47.1	86	5.06	1	5.9	0	0.0	82.0
19)	Winston, T.B.	13	8	61.5	85	6.54	0	0.0	0	0.0	80.6
20)	Cutler, Mia.	18	12	66.7	83	4.61	0	0.0	0	0.0	76.9
21)	Prescott, Dal.	23	14	60.9	126	5.48	0	0.0	0	0.0	75.6
22)	Glennon, Chi.	30	21	70.0	223	7.43	1	3.3	2	6.7	74.7
23)	Wilson, Sea.	36	17	47.2	121	3.36	2	5.6	0	0.0	74.0
24)	Mariota, Ten.	34	18	52.9	219	6.44	0	0.0	0	0.0	73.0
25)	Carr, Oak.	24	14	58.3	137	5.71	1	4.2	1	4.2	71.0
26)	*Watson, Hou.	15	8	53.3	61	4.07	0	0.0	0	0.0	63.5
27)	Palmer, Ariz	25	13	52.0	166	6.64	0	0.0	1	4.0	56.4
28)	Bortles, Jac.	27	11	40.7	120	4.44	1	3.7	1	3.7	51.5
29)	Newton, Car.	23	12	52.2	136	5.91	1	4.3	2	8.7	48.5
30)	Dalton, Cin.	23	11	47.8	121	5.26	1	4.3	2	8.7	42.1
31)	*Kizer, Cle.	23	9	39.1	131	5.70	0	0.0	2	8.7	22.2
32)	Rivers, LA-C	28	14	50.0	111	3.96	0	0.0	3	10.7	20.7

WEEK 3 / THROUGH SUNDAY, SEPTEMBER 24, 2017**NFL / LEADING RUSHERS**

Rank	Player, Team	Att	Yards	Avg	Long	TD
1)	*K. Hunt, K.C.	47	401	8.5	69t	4
2)	*Cook, Min.	61	288	4.7	33	1
3)	Hyde, S.F.	49	253	5.2	61	2
4)	Gurley, LA-R	63	241	3.8	29	4
5)	C. Anderson, Den.	53	235	4.4	32	1
6)	Freeman, Atl.	52	227	4.4	18	4
7)	*Fournette, Jac.	57	199	3.5	17	3
8)	Howard, Chi.	45	197	4.4	19t	3
9)	Murray, Ten.	35	184	5.3	75t	1
10)	L. Miller, Hou.	49	182	3.7	19	0
11)	Bell, Pit.	52	180	3.5	15	1
12)	Henry, Ten.	33	171	5.2	25	1
13)	*Carson, Sea.	37	166	4.5	30	0
14)	Abdullah, Det.	46	163	3.5	34	0
15)	Stewart, Car.	45	162	3.6	17	0
16)	*Cohen, Chi.	24	157	6.5	46	0
17)	Allen, Bal.	43	152	3.5	37	0
18)	Gordon, LA-C	44	146	3.3	21	2
19t)	Gillislee, N.E.	45	145	3.2	16	4
19t)	Gore, Ind.	49	145	3.0	21	2
21)	Charles, Den.	28	142	5.1	19	1
22)	McCoy, Buf.	48	140	2.9	27	0
23)	Lynch, Oak.	36	139	3.9	14	1
24)	Ajayi, Mia.	39	138	3.5	20	0
25)	West, Bal.	33	128	3.9	12	2

NFL / THIRD-AND-ONE RUSHING LEADERS

Rank	Player, Team	Att	FD	Pct
1t)	Freeman, Atl.	4	4	100.0
1t)	Turbin, Ind.	3	3	100.0
1t)	Charles, Den.	2	2	100.0
1t)	Henry, Ten.	2	2	100.0
1t)	*K. Hunt, K.C.	2	2	100.0
1t)	Ivory, Jac.	2	2	100.0
1t)	Rodgers, T.B.	2	2	100.0
1t)	Stewart, Car.	2	2	100.0
1t)	West, Bal.	2	2	100.0
1t)	Ajayi, Mia.	1	1	100.0
1t)	Allen, Bal.	1	1	100.0
1t)	Brissett, Ind.	1	1	100.0
1t)	Burton, Chi.	1	1	100.0
1t)	*Cook, Min.	1	1	100.0
1t)	Hill, Cin.	1	1	100.0
1t)	Janovich, Den.	1	1	100.0
1t)	*Kizer, Cle.	1	1	100.0
1t)	Lynch, Oak.	1	1	100.0
1t)	*McCaffrey, Car.	1	1	100.0
1t)	Montgomery, G.B.	1	1	100.0
1t)	Murray, Min.	1	1	100.0
1t)	Newton, Car.	1	1	100.0
1t)	Palmer, Ariz	1	1	100.0
1t)	Patterson, Oak.	1	1	100.0
1t)	Prescott, Dal.	1	1	100.0
1t)	A. Smith, K.C.	1	1	100.0
1t)	D. Washington, Det.	1	1	100.0
1t)	*Watson, Hou.	1	1	100.0
1t)	Watson, Pit.	1	1	100.0
1t)	K. Williams, Ariz	1	1	100.0
1t)	Wilson, Sea.	1	1	100.0
32)	Dalton, Cin.	3	2	66.7
33)	Gurley, LA-R	5	3	60.0
34t)	Blount, Phi.	2	1	50.0
34t)	T. Coleman, Atl.	2	1	50.0
34t)	Darkwa, NY-G	2	1	50.0
34t)	Gillislee, N.E.	2	1	50.0
34t)	Powell, NY-J	2	1	50.0
39)	*Foreman, Hou.	3	1	33.3
40)	Hyde, S.F.	4	1	25.0

WEEK 3 / THROUGH SUNDAY, SEPTEMBER 24, 2017**NFL / LEADERS IN RECEPTIONS**

Rank	Player, Team	Rec	Yards	Avg	Long	TD
1)	Brown, Pit.	26	354	13.6	50	1
2t)	Ertz, Phi. (TE)	21	245	11.7	53	1
2t)	Hopkins, Hou.	21	204	9.7	25	1
2t)	Tate, Det.	21	190	9.0	19	1
5t)	Green, Cin.	20	252	12.6	50	1
5t)	Baldwin, Sea.	20	212	10.6	36	1
5t)	*Cohen, Chi. (RB)	20	126	6.3	19t	1
8t)	Thielen, Min.	19	299	15.7	45	0
8t)	Allen, LA-C	19	196	10.3	24	1
8t)	Landry, Mia.	19	126	6.6	18	0
11t)	*McCaffrey, Car. (RB)	18	173	9.6	37	0
11t)	McCoy, Buf. (RB)	18	131	7.3	21	0
11t)	Montgomery, G.B. (RB)	18	129	7.2	23	1
14t)	Diggs, Min.	17	293	17.2	59t	4
14t)	De. Thomas, Den.	17	236	13.9	29	0
14t)	Thomas, N.O.	17	221	13.0	33	1
14t)	Witten, Dal. (TE)	17	156	9.2	28t	2
18t)	Ju. Jones, Atl.	16	265	16.6	34	0
18t)	Hill, K.C.	16	253	15.8	75t	2
18t)	Garcon, S.F.	16	249	15.6	59	0
18t)	Gronkowski, N.E. (TE)	16	238	14.9	53t	2
18t)	Shepard, NY-G	16	200	12.5	77t	1
18t)	Sanders, Den.	16	163	10.2	29	2
24t)	Walker, Ten. (TE)	15	168	11.2	23	0
24t)	Sanu, Atl.	15	160	10.7	24	1
24t)	Cobb, G.B.	15	145	9.7	29	0

NFL / RECEIVING YARDAGE LEADERS

Rank	Player, Team	Yards	Rec	Avg	Long	TD
1)	Brown, Pit.	354	26	13.6	50	1
2)	Thielen, Min.	299	19	15.7	45	0
3)	Diggs, Min.	293	17	17.2	59t	4
4)	Ju. Jones, Atl.	265	16	16.6	34	0
5)	Hilton, Ind.	259	14	18.5	61t	1
6)	Cooks, N.E.	256	10	25.6	54	2
7)	Hill, K.C.	253	16	15.8	75t	2
8)	Green, Cin.	252	20	12.6	50	1
9)	Garcon, S.F.	249	16	15.6	59	0
10)	Ertz, Phi. (TE)	245	21	11.7	53	1
11)	Gronkowski, N.E. (TE)	238	16	14.9	53t	2
12)	De. Thomas, Den.	236	17	13.9	29	0
13)	C. Thompson, Was. (RB)	231	13	17.8	74	2
14)	Thomas, N.O.	221	17	13.0	33	1
15)	Baldwin, Sea.	212	20	10.6	36	1
16)	D. Adams, G.B.	206	14	14.7	41	1
17)	Hopkins, Hou.	204	21	9.7	25	1
18)	Matthews, Ten.	201	14	14.4	55t	1
19)	Shepard, NY-G	200	16	12.5	77t	1
20)	Allen, LA-C	196	19	10.3	24	1

WEEK 3 / THROUGH SUNDAY, SEPTEMBER 24, 2017**NFL / THIRD-DOWN RECEIVING LEADERS**

Rank	Player, Team	Rec	Yards	Avg	Long	TD
1t)	Gronkowski, N.E. (TE)	9	140	15.6	53t	2
1t)	Tate, Det.	9	91	10.1	19	0
3)	Landry, Mia.	8	40	5.0	12	0
4t)	De. Thomas, Den.	7	134	19.1	29	0
4t)	Kearse, NY-J	7	104	14.9	34t	2
4t)	Brown, Pit.	7	61	8.7	12	0
4t)	Allen, LA-C	7	58	8.3	17	0
8t)	C. Thompson, Was. (RB)	6	134	22.3	74	1
8t)	Diggs, Min.	6	103	17.2	59t	2
8t)	Thielen, Min.	6	83	13.8	27	0
8t)	Watkins, LA-R	6	69	11.5	28	2
8t)	Ertz, Phi. (TE)	6	67	11.2	23	1
8t)	Hill, K.C.	6	61	10.2	14	0
8t)	McCoy, Buf. (RB)	6	55	9.2	18	0
8t)	Crowder, Was.	6	44	7.3	21	0
16t)	Agholor, Phi.	5	86	17.2	58t	1
16t)	*Kupp, LA-R	5	76	15.2	28	1
16t)	Gurley, LA-R (RB)	5	73	14.6	28	1
16t)	Matthews, Ten.	5	73	14.6	24	0
16t)	Nelson, G.B.	5	70	14.0	32t	2
16t)	Jeffery, Phi.	5	59	11.8	13	0
16t)	Beckham, NY-G	5	54	10.8	16	0
16t)	Thomas, N.O.	5	54	10.8	16	0
16t)	*Engram, NY-G (TE)	5	50	10.0	17	0
16t)	*Cohen, Chi. (RB)	5	45	9.0	14	0

WEEK 3 / THROUGH SUNDAY, SEPTEMBER 24, 2017**NFL / LEADING SCORERS, NONKICKERS**

Rank	Player, Team	TD	Rush	Rec	Ret	X2	Pts
1t)	Gurley, LA-R (RB)	6	4	2	0	0	36
1t)	*K. Hunt, K.C. (RB)	6	4	2	0	0	36
3t)	Diggs, Min. (WR)	4	0	4	0	0	24
3t)	Freeman, Atl. (RB)	4	4	0	0	0	24
3t)	Gillislee, N.E. (RB)	4	4	0	0	0	24
3t)	C. Thompson, Was. (RB)	4	2	2	0	0	24
7t)	Crabtree, Oak. (WR)	3	0	3	0	0	18
7t)	*Fournette, Jac. (RB)	3	3	0	0	0	18
7t)	Gordon, LA-C (RB)	3	2	1	0	0	18
7t)	Hogan, N.E. (WR)	3	0	3	0	0	18
7t)	Howard, Chi. (RB)	3	3	0	0	0	18
7t)	Lewis, Jac. (TE)	3	0	3	0	0	18
7t)	Montgomery, G.B. (RB)	3	2	1	0	0	18
7t)	Nelson, G.B. (WR)	3	0	3	0	0	18
15)	Cooks, N.E. (WR)	2	0	2	0	1	14
16t)	Agholor, Phi. (WR)	2	0	2	0	0	12
16t)	C. Anderson, Den. (RB)	2	1	1	0	0	12
16t)	Beckham, NY-G (WR)	2	0	2	0	0	12
16t)	Blount, Phi. (RB)	2	1	1	0	0	12
16t)	Brissett, Ind. (QB)	2	2	0	0	0	12
16t)	C. Clay, Buf. (TE)	2	0	2	0	0	12
16t)	Coleman, N.O. (WR)	2	0	2	0	0	12
16t)	Fleener, N.O. (TE)	2	0	2	0	0	12
16t)	Fowler, Den. (WR)	2	0	2	0	0	12
16t)	*Golladay, Det. (WR)	2	0	2	0	0	12
16t)	Gore, Ind. (RB)	2	2	0	0	0	12
16t)	Gronkowski, N.E. (TE)	2	0	2	0	0	12
16t)	Hill, K.C. (WR)	2	0	2	0	0	12
16t)	Holmes, Buf. (WR)	2	0	2	0	0	12
16t)	Hurns, Jac. (WR)	2	0	2	0	0	12
16t)	Hyde, S.F. (RB)	2	2	0	0	0	12
16t)	James, Pit. (TE)	2	0	2	0	0	12
16t)	M. Jones, Det. (WR)	2	0	2	0	0	12
16t)	Kearse, NY-J (WR)	2	0	2	0	0	12
16t)	*Kizer, Cle. (QB)	2	2	0	0	0	12
16t)	Maclin, Bal. (WR)	2	0	2	0	0	12
16t)	Nelson, Ariz (WR)	2	0	2	0	0	12
16t)	*Njoku, Cle. (TE)	2	0	2	0	0	12
16t)	P. Richardson, Sea. (WR)	2	0	2	0	0	12
16t)	Sanders, Den. (WR)	2	0	2	0	0	12
16t)	*J. Smith, Ten. (TE)	2	0	2	0	0	12
16t)	Watkins, LA-R (WR)	2	0	2	0	0	12
16t)	West, Bal. (RB)	2	2	0	0	0	12
16t)	Witten, Dal. (TE)	2	0	2	0	0	12
45)	Jeffery, Phi. (WR)	1	0	1	0	1	8

WEEK 3 / THROUGH SUNDAY, SEPTEMBER 24, 2017**NFL / LEADING SCORERS, KICKERS**

Rank	Player, Team	PAT	FG	Pct	Long	Pts
1)	Succop, Ten.	8/ 8	10/11	.909	52	38
2t)	Bryant, Atl.	9/ 9	8/ 8	1.000	53	33
2t)	Zuerlein, LA-R	12/12	7/ 7	1.000	50	33
4)	Lutz, N.O.	7/ 7	8/10	.800	50	31
5)	Myers, Jac.	8/ 9	7/ 8	.875	45	29
6t)	Gano, Car.	3/ 3	8/ 8	1.000	48	27
6t)	Tavecchio, Oak.	9/ 9	6/ 6	1.000	52	27
8t)	Gostkowski, N.E.	10/11	5/ 5	1.000	32	25
8t)	Prater, Det.	7/ 7	6/ 6	1.000	58	25
10)	Forbath, Min.	6/ 8	6/ 6	1.000	45	24
11t)	Fairbairn, Hou.	5/ 5	6/ 6	1.000	42	23
11t)	Hopkins, Was.	8/ 8	5/ 7	.714	41	23
13t)	Boswell, Pit.	7/ 7	5/ 6	.833	46	22
13t)	Catanzaro, NY-J	4/ 4	6/ 7	.857	52	22
13t)	McManus, Den.	10/10	4/ 6	.667	38	22
16t)	Gould, S.F.	3/ 4	6/ 6	1.000	48	21
16t)	Santos, K.C.	12/12	3/ 3	1.000	39	21
18)	Hauschka, Buf.	5/ 5	5/ 6	.833	55	20
19)	Crosby, G.B.	7/ 7	4/ 4	1.000	40	19
20t)	Bailey, Dal.	3/ 3	5/ 5	1.000	56	18
20t)	Walsh, Sea.	3/ 4	5/ 5	1.000	41	18
22t)	*Elliott, Cin.-Phi.	5/ 5	4/ 6	.667	61	17
22t)	Vinatieri, Ind.	5/ 6	4/ 5	.800	46	17
24)	Folk, T.B.	4/ 5	4/ 4	1.000	50	16
25t)	Bullock, Cin.	3/ 3	4/ 5	.800	46	15
25t)	Dawson, Ariz	3/ 3	4/ 6	.667	40	15
25t)	Tucker, Bal.	6/ 6	3/ 4	.750	28	15
28t)	Parkey, Mia.	1/ 2	4/ 4	1.000	54	13
28t)	Rosas, NY-G	4/ 4	3/ 3	1.000	41	13
30t)	*Gonzalez, Cle.	6/ 6	2/ 2	1.000	38	12
30t)	*Koo, LA-C	6/ 6	2/ 5	.400	41	12
32)	Barth, Chi.	5/ 5	2/ 3	.667	54	11
33)	Sturgis, Phi.	1/ 2	3/ 3	1.000	50	10

NFL / TOUCHBACKS ON KICKOFFS

Rank	Player, Team	TB
1)	Zuerlein, LA-R	17
2t)	Bosher, Atl.	16
2t)	Myers, Jac.	16
4t)	McManus, Den.	14
4t)	Tavecchio, Oak.	14
6t)	Gano, Car.	13
6t)	Succop, Ten.	13
8)	Hopkins, Was.	11
9t)	Boswell, Pit.	10
9t)	Fairbairn, Hou.	10
9t)	Lutz, N.O.	10
9t)	*Sanchez, Ind.	10
9t)	Santos, K.C.	10
14t)	Crosby, G.B.	9
14t)	Forbath, Min.	9
14t)	*Gonzalez, Cle.	9
14t)	Locke, Det.	9
18t)	Bullock, Cin.	8
18t)	Catanzaro, NY-J	8
18t)	Pinion, S.F.	8
18t)	Tucker, Bal.	8
22t)	Bailey, Dal.	7
22t)	Barth, Chi.	7
22t)	Folk, T.B.	7
22t)	Hauschka, Buf.	7
26t)	Gostkowski, N.E.	6
26t)	Walsh, Sea.	6
28t)	*Elliott, Cin.-Phi.	4
28t)	*Koo, LA-C	4
28t)	Prater, Det.	4
31t)	Dawson, Ariz	3
31t)	Parkey, Mia.	3
31t)	Rosas, NY-G	3
34)	Sturgis, Phi.	2

WEEK 3 / THROUGH SUNDAY, SEPTEMBER 24, 2017**NFL / MOST YARDS FROM SCRIMMAGE**

Rank	Player, Team	Total			Rushing			Receiving		
		Yards	Att+Rec	Avg	Yards	Att	Avg	Yards	Rec	Avg
1)	*K. Hunt, K.C. (RB)	538	56	9.6	401	47	8.5	137	9	15.2
2)	Gurley, LA-R (RB)	381	76	5.0	241	63	3.8	140	13	10.8
3)	*Cook, Min. (RB)	370	71	5.2	288	61	4.7	82	10	8.2
4)	Brown, Pit. (WR)	354	26	13.6	0	0	---	354	26	13.6
5)	C. Thompson, Was. (RB)	350	27	13.0	119	14	8.5	231	13	17.8
6)	Hyde, S.F. (RB)	314	61	5.1	253	49	5.2	61	12	5.1
7)	Thielen, Min. (WR)	299	19	15.7	0	0	---	299	19	15.7
8)	Diggs, Min. (WR)	291	19	15.3	-2	2	-1.0	293	17	17.2
9)	C. Anderson, Den. (RB)	285	59	4.8	235	53	4.4	50	6	8.3
10)	*Cohen, Chi. (RB)	283	44	6.4	157	24	6.5	126	20	6.3
11t)	Freeman, Atl. (RB)	277	59	4.7	227	52	4.4	50	7	7.1
11t)	Hill, K.C. (WR)	277	22	12.6	24	6	4.0	253	16	15.8
13)	McCoy, Buf. (RB)	271	66	4.1	140	48	2.9	131	18	7.3
14t)	*Fournette, Jac. (RB)	265	65	4.1	199	57	3.5	66	8	8.3
14t)	Ju. Jones, Atl. (WR)	265	16	16.6	0	0	---	265	16	16.6
16)	Cooks, N.E. (WR)	262	12	21.8	6	2	3.0	256	10	25.6
17)	Hilton, Ind. (WR)	259	14	18.5	0	0	---	259	14	18.5
18)	Montgomery, G.B. (RB)	253	59	4.3	124	41	3.0	129	18	7.2
19)	Green, Cin. (WR)	252	20	12.6	0	0	---	252	20	12.6
20)	Garcon, S.F. (WR)	249	16	15.6	0	0	---	249	16	15.6

NFL / LEADERS IN FIRST DOWNS

Rank	Player, Team	Rush	Rec	Tot
1)	*K. Hunt, K.C. (RB)	16	6	22
2)	Gurley, LA-R (RB)	15	5	20
3t)	Brown, Pit. (WR)	0	18	18
3t)	Freeman, Atl. (RB)	15	3	18
5t)	Stewart, Car. (RB)	14	1	15
5t)	C. Thompson, Was. (RB)	5	10	15
7t)	Allen, LA-C (WR)	0	14	14
7t)	C. Anderson, Den. (RB)	12	2	14
7t)	*Cook, Min. (RB)	11	3	14
7t)	Ertz, Phi. (TE)	0	14	14
7t)	Gordon, LA-C (RB)	9	5	14
7t)	Howard, Chi. (RB)	14	0	14
7t)	Montgomery, G.B. (RB)	8	6	14
14t)	Bell, Pit. (RB)	11	2	13
14t)	Diggs, Min. (WR)	0	13	13
14t)	*Fournette, Jac. (RB)	10	3	13
14t)	Green, Cin. (WR)	0	13	13
14t)	Ingram, N.O. (RB)	8	5	13
14t)	*McCaffrey, Car. (RB)	4	9	13
14t)	McCoy, Buf. (RB)	6	7	13
14t)	Thomas, N.O. (WR)	0	13	13

WEEK 3 / THROUGH SUNDAY, SEPTEMBER 24, 2017

NFL / LEADING PUNTERS

Rank	Player, Team	No	Yards	Lg	Avg	TB	Blk	Dwn	OB	Opp Ret	In	Net
1)	King, Oak.	13	693	65	53.3	1	0	1	1	7	39	7 48.8
2)	Kern, Ten.	13	654	66	50.3	2	0	0	4	6	41	4 44.1
3)	Colquitt, Cle.	16	798	67	49.9	0	1	3	1	9	67	6 43.0
4)	Lechler, Hou.	18	890	68	49.4	0	0	1	1	9	158	6 40.7
5)	Morstead, N.O.	9	442	68	49.1	0	0	1	0	5	23	5 46.6
6)	Nortman, Jac.	12	583	61	48.6	1	0	0	3	3	76	2 40.6
7)	O'Donnell, Chi.	14	679	69	48.5	2	0	2	1	6	56	6 41.6
8)	Bosher, Atl.	9	434	62	48.2	0	0	1	0	4	55	4 42.1
9)	Edwards, NY-J	14	659	61	47.1	0	0	1	3	7	61	7 42.7
10)	Huber, Cin.	18	842	61	46.8	0	0	1	2	11	108	8 40.8
11)	Hekker, LA-R	11	513	64	46.6	0	0	2	2	7	22	6 44.6
12)	Kaser, LA-C	14	650	66	46.4	2	0	3	1	8	79	7 37.9
13)	*Haack, Mia.	10	463	64	46.3	2	0	1	1	5	54	1 36.9
14)	Ryan, Sea.	21	972	64	46.3	1	0	5	2	10	91	7 41.0
15)	*Sanchez, Ind.	20	925	53	46.3	1	0	0	7	5	21	7 44.2
16)	Lee, Ariz	9	416	57	46.2	0	0	1	1	7	71	1 38.3
17)	Colquitt, K.C.	16	738	63	46.1	2	0	1	0	5	30	8 41.8
18)	Schmidt, Buf.	17	780	58	45.9	2	0	0	0	9	73	5 39.2
19)	*Vogel, G.B.	14	634	61	45.3	0	0	2	1	7	38	4 42.6
20)	Way, Was.	13	587	62	45.2	0	0	1	1	6	28	7 43.0
21)	Locke, Det.	10	448	52	44.8	0	0	1	0	4	47	4 40.1
22)	Palardy, Car.	12	533	58	44.4	1	0	1	3	4	23	3 40.8
23t)	Dixon, Den.	9	398	53	44.2	1	0	1	1	4	36	3 38.0
23t)	Koch, Bal.	18	796	67	44.2	2	0	3	3	6	16	7 41.1
25)	Anger, T.B.	7	309	54	44.1	0	0	1	0	2	10	1 42.7
26)	Wing, NY-G	15	662	60	44.1	2	0	1	3	5	110	1 34.1
27)	D. Jones, Phi.	12	521	58	43.4	2	0	1	2	4	11	2 39.2
28)	C. Jones, Dal.	9	388	62	43.1	1	0	0	2	3	21	6 38.6
29)	Quigley, Min.	11	472	55	42.9	0	0	0	1	3	-1	5 43.0
30)	Pinion, S.F.	13	553	51	42.5	0	0	1	1	7	7	7 42.0
31)	Berry, Pit.	16	671	59	41.9	1	0	1	3	5	46	5 37.8
32)	R. Allen, N.E.	15	625	60	41.7	1	0	2	3	8	46	6 37.3

NFL / LEADING PUNTERS, NET AVERAGE

Rank	Player, Team	No	Yards	Lg	Avg	TB	Blk	Dwn	OB	Opp Ret	In	Net
1)	King, Oak.	13	693	65	53.3	1	0	1	1	7	39	7 48.8
2)	Morstead, N.O.	9	442	68	49.1	0	0	1	0	5	23	5 46.6
3)	Hekker, LA-R	11	513	64	46.6	0	0	2	2	7	22	6 44.6
4)	*Sanchez, Ind.	20	925	53	46.3	1	0	0	7	5	21	7 44.2
5)	Kern, Ten.	13	654	66	50.3	2	0	0	4	6	41	4 44.1
6t)	Colquitt, Cle.	16	798	67	49.9	0	1	3	1	9	67	6 43.0
6t)	Quigley, Min.	11	472	55	42.9	0	0	0	1	3	-1	5 43.0
6t)	Way, Was.	13	587	62	45.2	0	0	1	1	6	28	7 43.0
9t)	Anger, T.B.	7	309	54	44.1	0	0	1	0	2	10	1 42.7
9t)	Edwards, NY-J	14	659	61	47.1	0	0	1	3	7	61	7 42.7
11)	*Vogel, G.B.	14	634	61	45.3	0	0	2	1	7	38	4 42.6
12)	Bosher, Atl.	9	434	62	48.2	0	0	1	0	4	55	4 42.1
13)	Pinion, S.F.	13	553	51	42.5	0	0	1	1	7	7	7 42.0
14)	Colquitt, K.C.	16	738	63	46.1	2	0	1	0	5	30	8 41.8
15)	O'Donnell, Chi.	14	679	69	48.5	2	0	2	1	6	56	6 41.6
16)	Koch, Bal.	18	796	67	44.2	2	0	3	3	6	16	7 41.1
17)	Ryan, Sea.	21	972	64	46.3	1	0	5	2	10	91	7 41.0
18)	Palardy, Car.	12	533	58	44.4	1	0	1	3	4	23	3 40.8
19)	Huber, Cin.	18	842	61	46.8	0	0	1	2	11	108	8 40.8
20)	Lechler, Hou.	18	890	68	49.4	0	0	1	1	9	158	6 40.7
21)	Nortman, Jac.	12	583	61	48.6	1	0	0	3	3	76	2 40.6
22)	Locke, Det.	10	448	52	44.8	0	0	1	0	4	47	4 40.1
23)	Schmidt, Buf.	17	780	58	45.9	2	0	0	0	9	73	5 39.2
24)	D. Jones, Phi.	12	521	58	43.4	2	0	1	2	4	11	2 39.2
25)	C. Jones, Dal.	9	388	62	43.1	1	0	0	2	3	21	6 38.6
26)	Lee, Ariz	9	416	57	46.2	0	0	1	1	7	71	1 38.3
27)	Dixon, Den.	9	398	53	44.2	1	0	1	1	4	36	3 38.0
28)	Kaser, LA-C	14	650	66	46.4	2	0	3	1	8	79	7 37.9
29)	Berry, Pit.	16	671	59	41.9	1	0	1	3	5	46	5 37.8
30)	R. Allen, N.E.	15	625	60	41.7	1	0	2	3	8	46	6 37.3
31)	*Haack, Mia.	10	463	64	46.3	2	0	1	1	5	54	1 36.9
32)	Wing, NY-G	15	662	60	44.1	2	0	1	3	5	110	1 34.1

WEEK 3 / THROUGH SUNDAY, SEPTEMBER 24, 2017**NFL / PUNT RETURN LEADERS**

Rank	Player, Team	Ret	FC	Yards	Avg	Long	TD
1)	*Agnew, Det.	6	1	149	24.8	88t	1
2)	*McKenzie, Den.	6	3	84	14.0	31	0
3)	*Jackson, Ten.	8	2	111	13.9	46	0
4)	Roberts, Atl.	5	3	62	12.4	27	0
5)	*Taylor, S.F.	5	3	58	11.6	21	0
6)	Davis, G.B.	7	5	70	10.0	33	0
7)	Erickson, Cin.	11	5	102	9.3	26	0
8t)	*Cohen, Chi.	6	4	55	9.2	17	0
8t)	Tate, Buf.	6	0	55	9.2	19	0
10)	Ervin, Hou.	7	4	56	8.0	21	0
11)	Kerley, NY-J	4	1	31	7.8	15	0
12)	Raymond, NY-J	5	3	38	7.6	25	0
13)	Campanaro, Bal.	6	3	42	7.0	15	0
14t)	Grant, Mia.	5	2	34	6.8	14	0
14t)	*Peppers, Cle.	5	5	34	6.8	25	0
16)	Benjamin, LA-C	5	4	32	6.4	23	0
17)	Rogers, Pit.	8	5	46	5.8	15	0
18)	Lockett, Sea.	7	6	39	5.6	13	0
19)	Hill, K.C.	5	1	25	5.0	9	0
20)	Crowder, Was.	8	3	39	4.9	18	0
21)	Austin, LA-R	7	1	33	4.7	12	0
22)	*McCaffrey, Car.	9	3	40	4.4	11	0
23)	Richard, Oak.	5	2	22	4.4	13	0
24)	Bray, Ind.	10	2	39	3.9	16	0
25)	Lee, Jac.	4	4	13	3.3	7	0
26)	Harris, NY-G	4	7	10	2.5	10	0

NFL / KICKOFF RETURN LEADERS

Rank	Player, Team	Ret	Yards	Avg	Long	TD
1)	Latimer, Den.	5	142	28.4	36	0
2)	Patterson, Oak.	5	138	27.6	41	0
3)	Lockett, Sea.	5	137	27.4	43	0
4)	Erickson, Cin.	4	107	26.8	41	0
5)	Reedy, T.B.	3	79	26.3	50	0
6)	McKinnon, Min.	7	180	25.7	39	0
7)	Cooper, LA-R	7	177	25.3	35	0
8)	*Kamara, N.O.	4	97	24.3	34	0
9)	Drake, Mia.	3	71	23.7	34	0
10)	Smallwood, Phi.	4	93	23.3	28	0
11)	Thompson, Chi.	7	159	22.7	29	0
12)	Thomas, K.C.	6	135	22.5	31	0
13)	*Bolden, S.F.	5	107	21.4	34	0
14)	Harris, NY-G	5	104	20.8	24	0
15t)	*King, LA-C	4	81	20.3	25	0
15t)	K. Williams, Ariz	4	81	20.3	23	0
17)	Roberts, Atl.	5	96	19.2	38	0
18t)	Ervin, Hou.	5	93	18.6	24	0
18t)	D. Lewis, N.E.	5	93	18.6	26	0

WEEK 3 / THROUGH SUNDAY, SEPTEMBER 24, 2017**NFL / LEADERS IN INTERCEPTIONS**

Rank	Player, Team	Int	Yards	Avg	Long	TD
1t)	Quin, Det.	2	62	31.0	37t	1
1t)	Slay, Det.	2	52	26.0	37	0
1t)	*Hooker, Ind.	2	44	22.0	32	0
1t)	Melvin, Ind.	2	28	14.0	21	0
1t)	Carr, Bal.	2	24	12.0	20	0
1t)	Brooks, NY-J	2	13	6.5	13	0
1t)	Webb, Bal.	2	10	5.0	10	0
1t)	Mitchell, K.C.	2	0	0.0	0	0

NFL / LEADERS IN SACKS

Rank	Player, Team	Sacks
1)	Ingram, LA-C (LB)	5.5
2)	Campbell, Jac. (DE)	4.5
3t)	Griffen, Min. (DE)	4.0
3t)	Houston, K.C. (LB)	4.0
5)	Lawrence, Dal. (DE)	3.5
6t)	Ansah, Det. (DE)	3.0
6t)	Atkins, Cin. (DT)	3.0
6t)	Chickillo, Pit. (LB)	3.0
6t)	T. Flowers, N.E. (DE)	3.0
6t)	Jones, Ariz (LB)	3.0
6t)	Jones, K.C. (DE)	3.0
6t)	McCain, LA-C (DE)	3.0
6t)	Miller, Den. (LB)	3.0
6t)	Smith, Was. (LB)	3.0
6t)	Suggs, Bal. (LB)	3.0
16t)	Bennett, Sea. (DE)	2.5
16t)	B. Graham, Phi. (DE)	2.5
16t)	Kerrigan, Was. (LB)	2.5
16t)	*Lawson, Cin. (LB)	2.5
16t)	Peppers, Car. (DE)	2.5

WEEK 3 / THROUGH SUNDAY, SEPTEMBER 24, 2017**NFL / DEFENSIVE FUMBLE RECOVERIES**

Rank	Player, Team	Ret	Yards	Avg	Long	TD
1t)	Clowney, Hou.	2	71	35.5	49	1
1t)	Cowser, Oak.	2	0	0.0	0	0
3t)	Fowler, Jac.	1	53	53.0	53t	1
3t)	Smith, Jac.	1	52	52.0	52	0
3t)	Floyd, Chi.	1	21	21.0	21	0
3t)	Cox, Phi.	1	20	20.0	20t	1
3t)	*Davis, Det.	1	16	16.0	16	0
3t)	Trufant, Atl.	1	15	15.0	15t	1
3t)	Hayward, LA-C	1	11	11.0	11	0
3t)	Coley, Cle.	1	7	7.0	7	0
3t)	M. Collins, Dal.	1	6	6.0	6	0
3t)	Shazier, Pit.	1	3	3.0	3	0
3t)	R. Robinson, S.F.	1	2	2.0	2	0
3t)	Apple, NY-G	1	0	0.0	0	0
3t)	Burns, Pit.	1	0	0.0	0	0
3t)	Burton, Phi.	1	0	0.0	0	0
3t)	David, T.B.	1	0	0.0	0	0
3t)	Fackrell, G.B.	1	0	0.0	0	0
3t)	Foster, Was.	1	0	0.0	0	0
3t)	George, Ind.	1	0	0.0	0	0
3t)	Hicks, Chi.	1	0	0.0	0	0
3t)	Hicks, Phi.	1	0	0.0	0	0
3t)	Holton, Oak.	1	0	0.0	0	0
3t)	Hull, Mia.	1	0	0.0	0	0
3t)	T. Johnson, LA-R	1	0	0.0	0	0
3t)	Jones, Jac.	1	0	0.0	0	0
3t)	Joseph, Oak.	1	0	0.0	0	0
3t)	Judon, Bal.	1	0	0.0	0	0
3t)	Kennard, NY-G	1	0	0.0	0	0
3t)	Kirksey, Cle.	1	0	0.0	0	0
3t)	Lotulelei, Car.	1	0	0.0	0	0
3t)	Lynch, T.B.	1	0	0.0	0	0
3t)	McClain, Was.	1	0	0.0	0	0
3t)	McCourty, N.E.	1	0	0.0	0	0
3t)	McManis, Chi.	1	0	0.0	0	0
3t)	Nelson, S.F.	1	0	0.0	0	0
3t)	Ngakoue, Jac.	1	0	0.0	0	0
3t)	Pierce, Bal.	1	0	0.0	0	0
3t)	Robey-Coleman, LA-R	1	0	0.0	0	0
3t)	A. Robinson, S.F.	1	0	0.0	0	0
3t)	Rollins, G.B.	1	0	0.0	0	0
3t)	Sherman, K.C.	1	0	0.0	0	0
3t)	Spaight, Was.	1	0	0.0	0	0
3t)	Walden, Ten.	1	0	0.0	0	0

WEEK 3 / THROUGH SUNDAY, SEPTEMBER 24, 2017

Team/Offense Rank (Within League)

BAL	BUF	CIN	CLE	DEN	HOU	IND	JAX	KC	LAC	MIA	NE	NYJ	OAK	PIT	TEN		ARI	ATL	CAR	CHI	DAL	DET	GB	LAR	MIN	NO	NYG	PHI	SF	SEA	TB	WAS
32	26	31	17	11	24t	29	13	3	19	27	1	30	23	22	5	TYds/G	12	4	28	21	14	18	10	7	2	6	20	9	24t	16	15	8
31	26	27	21	17	29	28	14	1	13	32	4	22	10	19	7	TYds/P	15	2	30	23	25	20	16	3	6	5	12	11	18	24	9	8
4	12	21	23	3	7	25	5	1	27	28	16	22	15	29t	2	RYds/G	31	10	13	8	24	17	29t	20	11	18t	32	9	14	18t	26	6
11	25	21	15	10	12	32	13	1	24	30	22	20	5	28	2	RshAvg	31	6	19	3	17	18	23	27	14	9	29	8	4	16	26	7
32	29	28	14	20	31	22	23	15	12	21	1	26	24	16	17	PsYd/G	4	7	30	27	11	19	2	6	3	5	8	10	25	18	9	13
32	20	26	24	21	31	13	10	6	12	29	2	17	19	15	9	PasAvg	11	3	28	30	25	22	18	1	4	5	14	16	27	23	8	7
31	11	28	32	26	21t	25	16	1t	24	18	1t	17	13	6	8	%HdInt	30	21t	29	19	15	7	14	10	1t	1t	23	12	20	1t	27	9
14	28	29	23	21	32	30	2	31	6	13	22	20	16	8	1	Sac/PP	11	19	27	15	5	9	25	7	4	3	17	24	26	12	10	18
24	27t	30	5t	4	13t	31t	7t	16	5t	22	1	31t	26	17t	7t	1D/Gm	12	7t	17t	17t	17t	25	2	15	11	13t	29	3	27t	17t	7t	23
22	15	30	31	1	21	23	25t	19t	29	32	9	16t	19t	25t	10	3D Eff	13t	7	3t	11	18	12	3t	6	2	13t	27	3t	28	24	8	16t
17t	17t	14	5	17t	17t	17t	1t	17t	9t	17t	17t	1t	6t	28t	28t	4D Eff	9t	28t	28t	15	13	17t	1t	1t	17t	9t	16	6t	12	6t	28t	17t
18	17	7	19t	4	14	29	30	28	21	19t	3	15t	27	22	5	PR Avg	31	6	24	13	10t	1	8	25t	15t	12	32	10t	9	23	2	25t
31t	16	6	29	2	22	7t	21	5	26	14	24t	11	3	27	28	KR Avg	20	23	1	12	18	30	31t	10	9	15	19	13	17	4	7t	24t
22t	18	10	9	22t	3	15	5	17	12	13	32	8	1	31	2	GpntAv	16	7	21	6	27	30	19	11	28	4	25	26	29	14	24	20
16	23	19	6t	27	20	4	21	14	28	31	30	9t	1	29	5	NpntAv	26	12	18	15	25	22	11	3	6t	2	32	24	13	17	9t	6t
23t	25	32	18	8	20t	20t	4	3	26t	30	2	22	9	16	6	Pts/Gm	17	5	29	28	19	7	15	1	12	11	31	10	23t	26t	14	13
27	21t	23t	1t	29t	1t	23t	19	1t	32	1t	1t	20	1t	21t	18	FG%	29t	1t	1t	29t	1t	1t	1t	1t	1t	23t	1t	26	1t	1t	1t	28

Opponent/Defense Rank (Within League)

BAL	BUF	CIN	CLE	DEN	HOU	IND	JAX	KC	LAC	MIA	NE	NYJ	OAK	PIT	TEN		ARI	ATL	CAR	CHI	DAL	DET	GB	LAR	MIN	NO	NYG	PHI	SF	SEA	TB	WAS
18t	6	7	11	4	14	29	3	28	13	25	32	24	26	2	27	TYds/G	10	15	1	12	9	17	8	22	20	31	16	21	18t	23	30	5
16	4	7	14	3	18	24	1	15	13	30	32	22	28	2	25	TYds/P	5	11	6	17	8	20	19	21	26	31	9	27	10	23	29	12
19	7	25	13	1	16	11	28	18	31	5	26	27	20	22	15	RYds/G	8	10	14	9	17	12	21	29	3	24	32	6	23	30	4	2
21	10	15	6	1	12	8	30	20	27	5	31	28	18	23	13	RshAvg	3	29	16	9	17	14	25	22	4	26	24	19	11	32	2	7
17	10	4	18	11	16	29	1	24	5	28	32	14	23	2	26	PsYd/G	19	21	3	20	8t	22	7	12	27	30	6	25	15	8t	31	13
14	4	6	25	7	23	27	1	13	11	32	29	16	28	2	24	PasAvg	12	5	3	21	8	17	15	19	26	31	9	20	22	10	30	18
1	5	17	19	12	27t	6	3	8	23	27t	21	9	27t	18	22	%HdInt	15t	26	24	27t	11	2	27t	7	13	10	27t	14	25	20	15t	4
13	8	4	22	20	10	25t	1	7	2	28	25t	27	23	3	30	Sac/PP	21	19	9	15	14	16t	6	5	29	18	12	16t	31	24	32	11
15t	4	8t	11t	3	5t	23t	11t	32	19t	21t	30	21t	11t	5t	27t	1D/Gm	10	26	2	19t	18	25	5t	11t	23t	31	15t	8t	29	15t	27t	1
1	17t	17t	21t	3t	6	15	19t	23	24	3t	14	21t	29	5	16	3D Eff	27	10	7t	26	28	19t	11	9	2	32	25	7t	31	13	30	12
26	19t	1t	1t	22	27t	10t	10t	10t	10t	1t	23t	10t	1t	21	27t	4D Eff	10t	30	18	1t	31t	19t	1t	23t	1t	1t	23t	10t	31t	1t	10t	27t
3	18	25	17	20	30	6	32	14	26	28	12t	19	11	22	15	PR Avg	27	29	12t	23	16	24	10	5	1	7	31	4	2	21	9	8
3	26	6	2	12	32	13	4	14t	31	5	16	18	29	21	27t	KR Avg	17	11	1	7	20	25	24	8	22	30	19	23	27t	10	14t	9
25	11	20	14	21	16	18	6	9	24	12	23	22	8	5	32	GpntAv	3	15	19	26	10	17	13	31	7	2	1	4	28	29t	29t	27
28	7	11	20t	6	16	29	18	4	25	23	24	13	14t	12	10	NpntAv	14t	9	26	17	8	1	19	32	20t	2	5	3	27	30	20t	31
5	1	9t	28t	15	26	31	4	7	17t	6	32	24t	13t	3	21t	Pts/Gm	24t	16	2	21t	19	13t	17t	27	12	30	23	20	28t	8	11	9t
19t	19t	19t	4	9t	12t	12t	19t	9t	12t	1t	12t	1t	7	6	19t	FG%	19t	19t	8	17t	1t	9t	12t	5	19t	19t	17t	19t	19t	19t	19t	19t



FEATURE CLIPS

TITANS OWNER LIKES PROGRESS, WANTS TO TAKE NEXT STEP

**BY JIM WYATT
TITANS ONLINE
MARCH 28, 2017**

PHOENIX — Titans controlling owner Amy Adams Strunk feels the love, from the team's fans and other NFL owners.

She's appreciative. She also wants to keep the momentum going.

"The fans have been like, 'Way to go Amy. Keep it up. We love what you are doing with the team,'" Strunk said on Monday from the NFL owners meetings. "And I hope when I'm with them it comes across as genuine, and that I enjoy being out there talking to them.

"It is so exciting when I talk to people and they are so encouraging. You do all this hard work, and it is just so nice that the fans appreciate how this team is progressing. They see the progress and we want to keep it going."

The progress has been easy to see.

At the owners meetings a year ago, Strunk talked about her vision under recently hired general manager Jon Robinson, head coach Mike Mularkey and a team with some key free agent additions. She talked with optimism about the franchise moving forward.

Then the Titans went out and tripled the team's win total from the previous season, winning nine games in 2016.

So far this offseason the Titans have added seven free agents – including three players expected to start on defense – while retaining several of their own free agents. Strunk likes the direction the team is headed with the NFL Draft approaching.

"Jon is going to keep adding pieces, which is going to hopefully help this team take the next step," Strunk said. "I like what we've done in free

agency, I think it is great. Jon has a plan, and there's a process. He's thinking years ahead about how he is fitting in these pieces now, and what we are going to have to do in the future.

"Looking ahead, if everyone keeps doing their part, this team is going to keep progressing and hopefully take that next step."

Strunk, who took over as the team's controlling owner in 2015, has made significant changes in the past few years. She said she's been thrilled with the pairing of Robinson and Mularkey. Strunk opted to retain Mularkey, named interim head coach during the 2015 season, on a permanent basis in January of 2016. He helped change the mindset – and results – last season.

"I thought this would be a good partnership, and it's turned out even better," Strunk said of Robinson and Mularkey. "Because not only professionally do they mesh well, but personally they mesh well, too."

The Titans have also made key acquisitions in free agency, and there have been significant upgrades at Nissan Stadium and Saint Thomas Sports Park in the past year.

Along the way, Strunk has gotten to some of the league's owners better as well.

Patriots owner Robert Kraft and Chiefs owner Clark Hunt recently praised Strunk, and the work she's done in Tennessee.

"I am a big fan of the owner down there," Kraft said of Strunk. "I think she is trying to do the right things. ... She's making a great effort, and I know how important winning is to her, and also to running the organization in the best way she can to support the fans down there.

"And she seems willing to make the commitments that need to be done, and I think that is all you can ask for."

Hunt, who has been involved in the leadership of the Chiefs for more

than a decade, said he's also been impressed with Strunk's approach to running the franchise since taking over.

"Having faced the Titans on the field this year and unfortunately coming out on the wrong side of that, I think she is doing a fantastic job with team," Hunt said of Strunk. "I think the team has a very bright future, and you really have to give her a lot of credit for that.

"She is somebody who has been around the business for a long time, and she understands the issues. She has been very, very committed. I know she is very, very involved and very passionate about the Titans."

Strunk, recently named to the Hall of Fame board of trustees, said she's appreciative of how owners have embraced her at league meetings.

"I try not to be pushy, but I want them to know I am doing my best to get the Titans back on track, and I am going to be a good partner," Strunk said. "Hopefully they are seeing that and appreciate that the Titans are making progress.

"It is just nice to see other owners take notice of the Titans, and they've said some very nice things, about how we're at the door. We're knocking."

During a break in between meetings on Monday at the Biltmore Hotel, Strunk touched on a number of other topics regarding the Titans.

Strunk said she's talked to quarterback Marcus Mariota this offseason, and wished him well in his recovery process. Mariota suffered a fractured fibula in December at Jacksonville, and underwent surgery. He's spent a good portion of the offseason rehabbing the injury in Oregon.

Mariota is currently back home in Hawaii, no longer in the cast and walking boot he was forced to wear for several months.

"I have talked to Marcus a couple of times and I know he is working hard

to get back,” Strunk said. “When he was first injured I was all upset and he was like, “Aw Amy, it’s OK.” But that’s Marcus. He is going to work hard and he is going to be back.”

Strunk said she was happy to see so many Titans in the Pro Bowl in January. Running back DeMarco Murray, tight end Delanie Walker, tackle Taylor Lewan, defensive lineman Jurrell Casey and linebacker Brian Orakpo all made it on the heels of a 9-7 season.

“I was so proud,” Strunk said. “All of those guys deserved it, and it’s great to get recognition from other guys in the league. Jurrell Casey set the tone. He played hard, and it was fun to see that. All the guys I was so happy for them.”

As for the upcoming NFL Draft, Strunk said she plans to be in the war room in Nashville once again for the first round, when the Titans are scheduled to make two picks – at No.5 and No. 18.

She’s also been in regular contact with Robinson about what he might do on draft night, and about the possibility of a trade.

“I ask him all the time,” Strunk said with a smile. “But his plan is evolving, and things change.

“Right now, nothing is set in stone, and as he’s said, “we’re open for business.”

###

**AMY ADAMS STRUNK
DONATES \$1M TO J.J. WATT'S
RELIEF EFFORT**

**BY CAMERON WOLFE
ESPN
AUGUST 29, 2017**

NASHVILLE, Tenn. -- Leaguewide support to help those affected by Hurricane Harvey in the Houston area is getting stronger.

Tennessee Titans controlling owner Amy Adams Strunk is donating \$1 million to Houston Texans defensive end J.J. Watt's drive on crowdfunding site YouCaring, which will go toward resources for those hit hard by the flooding.

Rockets owner reportedly ups aid as help grows

Rockets owner Leslie Alexander, who originally donated \$4 million to Hurricane Harvey relief efforts, has instead reportedly upped his pledge to \$10 million as more aid comes in from all corners of the sports world.

Cards to match pair's pledges for Houston help

The Cardinals will match the pledges of Matt Carpenter and Adam Wainwright aimed at helping Houston in its Hurricane Harvey relief efforts.

"As the person collecting it, I can promise you I'm doing everything I can to make sure this money is going directly back to the people," Watt said Tuesday from Arlington, Texas, where the Texans are working out this week. "I'm working very hard at that. I have a great group of people helping me. And I'm just going to do everything I can to make sure your money goes where it needs to go to make sure these people are getting the help they need."

Strunk is a Houston native and still has a home just outside of the city. She spent the week in Nashville and attended Titans practice Tuesday.

"The flooding and devastation to the Houston area has been painful to

watch," Strunk said in a statement. "As a native to the area, I have been so encouraged to see how the locals and the nation as a whole have come together to help one another. The NFL, at the end of the day, is a family that helps one another in times of need.

"JJ has created a dynamic where boots will be on the ground with immediate aid to those who need it. The Titans want to be a part of his effort to help the Houston community as it rebuilds. I talked with him earlier today and he was very appreciative. We discussed his plans and I know he is determined to help as many people as he can."

Watt said it was "hard to put it into words" his feelings about Strunk's donation, calling the pledge "remarkable."

"From a team in our division, one of our rivals, willing to go above and beyond football -- above and beyond anything -- and donate \$1 million, it's incredible. And it just speaks to humanity, it speaks to the good in people," he said.

"So I can't say thank you enough to the Titans organization and everybody over there and Mrs. Strunk. But also everybody that's donating \$5, \$10. Everybody's donating whatever they can. I realize money's not easy to come by. So whatever people are donating, however generous they're being, it's unbelievable. We started out trying to raise \$200,000 for this, and we're over \$3.25 million."

The Titans Foundation donated \$25,000 to the Red Cross over the weekend to be used in the same manner.

Just after 1 a.m ET on Wednesday, the drive had crossed the \$5 million mark, and the new goal of the fundraiser was increased to \$6 million.

"I'm trying to get semi-trucks full of water, food, clothing, cleaning supplies so that hopefully the goal is this weekend, once the floods are down and once we get back to

Houston, we drive those semi-trucks up to a few locations around the city and we start handing it out," he said.

"And that's the tentative plan at the moment."

Texans coach Bill O'Brien called Watt's efforts "incredible."

"There's really not a lot of words that can describe what he's done. And that thing that's really pretty neat about him is he's adamant about that money going towards the people that need it. And I think he's got a lot of great ideas for that money and I think he's actually putting it into action right now," O'Brien said.

And while Watt still thinks the Houston-Dallas preseason game shouldn't be played, he did get his wish that money generated from ticket sales to the exhibition finale will go to recovery efforts from the storm.

The New York Jets also made a \$1 million donation on Tuesday to the American Red Cross.

On Monday, Texans owner Bob McNair pledged a \$1 million donation to the United Way of Greater Houston Flood Relief. The NFL Foundation said it will match the \$1 million donation.

In addition, the New England Patriots announced Monday that the Kraft family is offering to match all funds donated to the American Red Cross up to \$1 million.

Other non-monetary help is being provided, too.

Houston officials said they're opening a major shelter at NRG Park, the home stadium of Watt's Texans that can accommodate up to 10,000 evacuees from Harvey.

ESPN's Sarah Barshop contributed to this report.

###

**ADAMS STRUNK NAMED
TO HALL OF FAME
BOARD**

***BY DAVID BOCLAIR
NASHVILLE POST
MARCH 10, 2017***

Tennessee Titans controlling owner Amy Adams Strunk has a clear affection for the history of football.

Thursday, she was named one of three newcomers to the Pro Football Hall of Fame Board of Trustees.

The appointment comes less than a year after she became part of the NFL's Hall of Fame committee, on which her father K.S. "Bud" Adams had served for years. Bud Adams founded the Titans as the Houston Oilers, a charter member of the American Football League, in 1960.

Also named to the Hall of Fame's board Thursday were Anthony Munoz, one of the game's greatest offensive linemen a Hall of Fame member since 1998, and Kim Metcalf-Kupres, an executive with Johnson Controls.

Adams Strunk has been the Titans controlling owner since March 2015 and serves as co-chair of the franchise's board of directors. She also is a successful businesswoman whose interests include farming and energy.

"The Hall of Fame welcomes these three extraordinarily talented individuals to the Board of Trustees," Chairman of the Board Randy Hunt said in a release from the Hall of Fame. "Their leadership will provide great benefit to our organization that is positioned for accelerated growth in the future. We look forward to Amy, Kim and Anthony's contributions to the Hall of Fame."

###

**TITANS OWNER
SKYDIVES WITH ARMY
GOLDEN KNIGHTS**

**BY JIM WYATT
TITANS ONLINE
APRIL 25, 2017**

CLARKSVILLE, Tenn. — Titans owner Amy Adams Strunk has no fear heading into this week's NFL Draft.

She proved it here on Monday morning when she jumped out of a plane – at 13,500 feet.

“Fantastic,” Strunk said not long after her feet touched the ground, a parachute behind her. “That was so much fun! Am I grinning?”

The NFL Draft is a time of high anxiety for teams, draft prospects and their families. Strunk took things to even greater heights during a skydiving adventure here at Outlaw Field. Strunk did a tandem jump with the Army Golden Knights following an invitation from the 101st Airborne Division's Brig. Gen. Scott Brower.

Strunk initially thought Brower was calling to ask her to rappel.

“When he said, ‘We want you to jump out of an airplane,’ my mouth flew open and my heart started beating,” Strunk said with a smile. “But then I was like, ‘I’m in, let’s do it.’”

Strunk did it alright.

Decked out in a yellow and black U.S. Army jumpsuit, Strunk boarded a Viking Twin Otter with other members of the Golden Knights tandem team. The aircraft lifted off the runway a little after 9 a.m.

With members of her family watching on the ground, including her husband, Bill, her son, Tommy, daughter, Tracy, and nephew Kenneth Adams IV, the aircraft circled above them, waiting for the clouds to pass.

“I guess there’s no backing out now,” Bill said with a smile.

High in the sky, when a clearing of blue skies approached, Strunk jumped with Sgt First Class Joe Jones.

“You get a little flash of anxiety,” Strunk said. “But I took a deep breath, and we were off...”

“I think I tried to say ‘Titan Up’ as I went out.”

When the ripcord to the parachute was pulled at 5,500 feet, Strunk was even more visible to family members as she made her way to the ground. They cheered when she landed. Strunk immediately put on a red hat with a Titans logo.

“You landed on your feet,” commanding general Maj. Gen. Andrew Poppas told Strunk. “That was well done.”

U.S. Army Sergeant First Class Noah Watts, an assistant team leader for Golden Knights tandem who is stationed in Fort Bragg, N.C., said the group does camps across the country for what he called “Centers of Influence,” or individuals with strong ties to the community with a reputation for being supportive of the military.

Former President George Bush jumped with this group previously, Watts said, along with celebrities like Kellie Pickler, Bill Murray, Tiger Woods and Mike Rowe.

“She’s smiling,” Watts said of Strunk. “She did a good job. She stood up. She followed directions.”

Col. Wayne Hertel presented Strunk with a Marauder Coin at the end of her jump.

Watts advised Strunk to go home and take a nap.

“At first, when I told my family about it, they were like, ‘You’re doing what?’” Strunk said with a smile. “But everybody was excited for me, and knew it was a great opportunity. And I had a lot of fun.

“And I don’t even look at it as crazy. It was a way to support our friends in the Army, in the 101st. It just seemed an easy, natural thing.”

Now, Strunk is ready for the NFL Draft.

She’ll be in the War Room on Thursday night with general manager Jon Robinson, coach Mike Mularkey and others.

After jumping out of a plane, it should be a piece of cake, right?

“Like the Golden Knights, I have a lot of confidence in Jon Robinson and Mike Mularkey,” Strunk said. “I don’t have nerves there. I know those guys are going to come away with some great players and we are just going to keep improving.

“But what a way to kick off draft week, right? It’s going to be a great week.”

###

HOW TITANS GM JON ROBINSON TURNED ALMOST EVERYTHING TO GOLD IN FIRST YEAR

BY JASON WOLF
THE TENNESSEAN
JANUARY 15, 2017

PAGE: 1C

Jon Robinson tried not to think about the previous day, when Marcus Mariota broke his leg in a blowout loss to the Jaguars and the Titans were eliminated from playoff contention with a week remaining in the regular season.

It was Christmas morning.

“I try as best as possible to leave work at work,” the Titans’ general manager said later. “I don’t see my family a lot during the fall. It’s a lot of early mornings and late nights. That’s ‘Santa Claus has come’ and you try to put (football) aside and you enjoy what Christmas is about for what the true meaning of Christmas is, and talk through that with the kids, the birth of our savior, and then watching them dive into the presents and all that good stuff.”

But his mind raced.

We’ve got to do this. We’ve got to do that.

A year ago Saturday, Robinson was hired as general manager of his home state NFL team, the gift of a lifetime after his playing career turned coaching career turned scouting career.

Robinson worked his way from the high school football fields of rural West Tennessee to a brief stint with the Air Force Academy, where he re-evaluated what he wanted out of his life and career, then from the I-AA college ranks up through the NFL, relentlessly grinding from area scout to Bill Belichick’s inner circle over the course of 12 years with the Patriots, then on to the Buccaneers before smiling for cameras with a Titans helmet in hand.

He inherited a considerable mess, a franchise that had won five games over the previous two seasons combined, but also the means to clean it up. A young franchise quarterback in Mariota. The No. 1 overall pick in the draft. And a head coach in Mike Mularkey who shared his vision of a hard-nosed, run-first approach and already had deep knowledge of the roster, helpful as Robinson tried to figure out how to make the pieces fit.

Robinson, the apparent King Midas of general managers, recounted his first year with the Titans in a recent interview with The Tennessean, looking back at his shrewd trades, thoughtful free agent signings and a superb initial draft class that restored respectability to a franchise that had become a league doormat, and set the stage for another offseason of growth. It began with an introductory press conference on his 40th birthday.

“It was a very special day, seeing my family there, my old high school coach, a lot of people that were close to me,” Robinson said. “To be back in Nashville, in my home state, really working for the team that I had longed to work for in the role that I was being named for, I don’t know that I could have written or scripted it any better. It was a very surreal moment.”

Robinson sat alongside Mularkey, who endeared himself to Titans controlling owner Amy Adams Strunk despite his lousy record as head coach of the Bills and Jaguars, and having won just two of nine games as the team’s interim coach the previous season. Mularkey was retained just two days after Robinson’s hire, a move criticized in some quarters as uninspired, and led to legitimate questions about Robinson’s power within the organization.

It would take him just eight weeks to attain rock star status.

The Titans claimed national headlines by acquiring running back DeMarco Murray from the Eagles for a mere swap of fourth-round draft picks. Murray, the 2014 NFL rushing champ, was coming off a disappointing season in Philadelphia. But in his new home, in Mularkey’s scheme, he’d lead the AFC in rushing yards.

A month later, with the benefit of a franchise quarterback already on the roster, Robinson traded the No. 1 overall pick in the 2016 draft to the Rams for a “king’s ransom,” including the 15th overall pick, two second-round selections and a first rounder in 2017.

The deal rates among the most impactful in Titans history.

“I think having that first overall pick was somewhat daunting when I first took over the job,” Robinson said. “You’ve got the pick of the litter. Your margin for error is not real high there. You can pick any player in the draft. You’ve got the key to the kingdom as it relates to the draft. I think in the end we found a willing trade partner there in L.A. and were able to craft a deal that made sense for both of us and kind of got us out of that spot and down. And in doing so, we accumulated some draft currency.”

Robinson then traded with the Browns to move up to the eighth pick, where he drafted right tackle Jack Conklin, who became just the second rookie offensive lineman named All-Pro by The Associated Press since the AFL-NFL merger.

Oh, and that 2017 first-round pick acquired from the Rams?

It’s the fifth overall.

In between came a steady stream of less high-profile, but important decisions.

Additions in center Ben Jones, wide receivers Rishard Matthews and Tajae Sharpe, cornerback Brice McCain, running back Derrick

Henry, tackle Dennis Kelly, safeties Rashad Johnson and Kevin Byard.

Subtractions in safety Michael Griffin, running backs Bishop Sankey and Dexter McCluster, tackle Jeremiah Poutasi, wide receivers Justin Hunter and Dorial Green-Beckham.

All-in-all, more than 20 new faces on the team's 53-man roster.

Mularkey recounted his first interaction with Robinson.

"I stepped away and told my wife, I said, 'This can work out just based on one phone call.' I think he felt the same way after one conversation," Mularkey said, "that we wanted the same kind of player, we wanted the same mentality when we took the field. It's very ironic."

Vegas set the Titans' over/under at 5½ victories.

They ended the season with a 9-7 record, their first winning mark since 2011 and triple the win total of a year ago, when 3-13 tied for the worst record in the league. The six-win improvement tied for the largest single-season turnaround in franchise history.

Five Titans were named to the Pro Bowl. Three more were tabbed alternates.

But it was a disappointing finish.

Tennessee was in position to win the AFC South and make the playoffs for the first time since 2008. The Titans needed only to defeat the miserable Jaguars, who had two victories and just fired their head coach, and then the Texans, who had just benched their starting quarterback.

But they faceplanted on the first hurdle.

They won the finale against Houston, which had clinched the division and rested some starters.

"I don't know that I'd grade myself," Robinson said last week,

just hours before Strunk called to promote him to executive vice president and general manager. "We came in with a philosophy, Mike and I, we talked about the type of player we wanted to add to the football team, we talked about the style of football that we wanted to play, we talked about changing the culture here. We talked about a lot of things that were going to be different, and then we started to validate a lot of that with the moves that we made, with the trades that we made, with the free agents that we signed.

"And then Amy and her family, over the course of the summer, in backing us with the facility upgrades, a new bubble, a new locker room. All of that coupled together, there was a belief in the locker room, which the players are the ones who go out and make the plays. I have no bearing on how they go out and execute the plays. But they believed in what we were doing. They bought into philosophically what we wanted to be about. They took to the coaching that Mike and his staff implemented. And I think we made some progress."

The Titans have two first-round and two third-round picks in the upcoming draft and should have more than \$70 million in cap space, one of the largest reserves in the NFL, vital tools as Robinson continues to remake the franchise and build upon what he started a year ago.

He looks back on his moves with a critical eye.

"Is there something more that I could have done? Not necessarily different, but more?" he said. "It's a competitive side, (a drive) to do whatever we've got to do within the confines of the picks that we have and the money that we have to spend in free agency to make the team better."

Each morning, Robinson leaves home and heads to the practice

facility, the skyline coming into view as he drives along the highway.

He marvels at the sight.

"It's hard to believe that I'm driving through Nashville to work for the Titans in the role that I have," Robinson said. "Then when I get in the building — I was thinking about it the other day when I pulled in — it's not work to me, because I enjoy what I do so much. I love watching players, I love working with football people. I round the corner and see the fireball (logo) and still get goosebumps. I'm a pretty lucky guy."

Robinson owns two Super Bowl rings from his time with the Patriots. He doesn't look at them often, choosing to keep them stashed away, but will occasionally wear them to fundraisers.

What would it mean to have one with a Titans logo?

"Ohhhhh," he said and paused. "I don't know that you could really put that into words."

But that's what all his efforts are for, the early mornings, the late nights, the long stretches away from family, the bold trades and prudent signings and wise selections in the draft.

"That's what it says in the hallway. One team, one goal," Robinson said. "One team, one goal. That's what we strive to do. That's why we ultimately show up to work every day, is to hopefully one day stand on top of the podium and hoist that trophy and say, 'It's coming home to Nashville.'"

JON ROBINSON

Hometown: Union City, Tenn.

Birthday: Turns 41 on Wednesday

Survived: Kidney disease "nephritis" in fourth grade, which left him comatose for several days

Married: To wife Jaimie in 2002

Children: Daughters Taylor Brooke and Bailey Rae

High school: Union City (1994 graduate)

Signed with: Air Force Academy (1994)
Transferred to: Southeast Missouri State (1995-98)
Played: Defensive line and linebacker

Coaching career

Southeast Missouri State (1998)
Nicholls (La.) State (1999-2001)

Scouting career

New England Patriots: Area scout (2002-05), Regional scout (2006-07), Assistant director of college scouting (2008), Director of college scouting (2009-13)
Tampa Bay Buccaneers: Director of college scouting (2014-15)
Tennessee Titans: General manager (2016-present)

Notable moves with Titans

Signed

Cornerback Brice McCain, center Ben Jones, wide receiver Rishard Matthews, quarterback Matt Cassel, nose tackle Al Woods, inside linebacker Sean Spence, cornerback Valentino Blake, safety Rashad Johnson.

Extended

Tight end Delanie Walker through 2018

Trades

- Received running back DeMarco Murray from Eagles for swap of fourth-round draft picks
- Sent the No. 1 overall pick in the draft, plus a fourth- and sixth-round selection to the Rams for the 15th overall pick, two second rounders (43rd and 45th overall), a third (76th), and the Rams' first-round pick and a third-round pick in 2017.
- Received the eighth overall pick and a sixth-round selection from the Browns for the 15th overall pick, a third-rounder (76th) and a 2017 second-round selection.

- Received offensive lineman Dennis Kelly from the Eagles for wide receiver Dorial Green-Beckham.

Drafted

(All remain on the team)

First round: tackle Jack Conklin (eighth overall)
Second round: linebacker Kevin Dodd (33rd), defensive lineman Austin Johnson (43rd) and running back Derrick Henry (45th)
Third round: safety Kevin Byard (64th)
Fifth round: wide receiver Tajae Sharpe (140th) and cornerback LeShaun Sims (157th)
Sixth round: guard Sebastian Tretola (193rd)
Seventh round: outside linebacker Aaron Wallace (222nd) and cornerback Kalan Reed (253rd)

Claimed

Guard Josh Kline off waivers from the Patriots.

Released

Safety Michael Griffin, running back Dexter McCluster, defensive back Marqueston Huff, wide receiver Justin Hunter, offensive lineman Jeremiah Poutasi, running back Bishop Sankey, cornerback B.W. Webb, cornerback Perrish Cox.

###

**A FATHER'S LOVE:
TITANS GM JON
ROBINSON MAKES
WINNING BID AT JDRF
GALA**

**BY JIM WYATT
TITANS ONLINE
MAY 4, 2017**

NASHVILLE, Tenn. — Card No. 486.

Titans general manager Jon Robinson held it up during a live auction at the JDRF Promise Gala, and he wasn't about to put it down. He was thinking about his oldest daughter as tears filled both their eyes, and all those impacted by Type 1 diabetes.

Robinson won more than just a painting with his \$10,000 bid that night. He provided a lasting memory for his family, and all those in attendance at the Omni Hotel the weekend before the NFL Draft.

"I guess it kind of showed a father's love and a family's love for their child, and that we are willing to fight to make her life better," Robinson said. "It was a really, really special moment for me and hopefully it impacted somebody out there to help continue to fight to find a cure. It was a really special night."

Anyone who thinks the Titans GM is aggressive in pursuing players or trades should've seen him at the 17th Annual Promise Gala.

Mary Lyn A. Schuh, Executive Director of the JDRF Middle Tennessee Chapter, got emotional retelling the story about the night Robinson refused to let anyone in the crowd of 830 outbid him for a special painting at the black tie affair.

The last item up for bid during a live auction was a "Dreams of the Future" painting inspired by 10 youth ambassadors, all of them impacted by Type 1 diabetes.

Robinson's 11-year-old daughter, Taylor, was diagnosed with Type 1

diabetes in April 2012, on Easter Sunday. She is on an insulin pump and a glucose monitoring system. Finger pricks, middle of the night searches for juice boxes to address low sugars, and daily stress are a part of the routine for Taylor and the Robinson family as they hope and pray for a cure one day. Jaimie Robinson, Jon's wife, serves on the JDRF board in Nashville, and at previous NFL stops in Boston and Tampa, the Robinsons were involved with the JDRF community as well.

Inside a triangle on the painting, Taylor penned her dream: "I want to go to Harvard and become a doctor or lawyer." Other children wrote about dreams of being a No.1 draft pick in the NFL, an athletic trainer, a veterinarian or a dermatologist. Others said simply they hoped to one day find a cure for the disease, or to simply "stop worrying" because of it.

"I want to be able to say I HAD diabetes," one child wrote.

Schuh described what happened when the item went up for bid. And when card No.486 was raised into the air.

"Jon put his bid card up, and he wouldn't put it down," Schuh said. "And so the bidding is going on, and slowly people are realizing someone over there is not putting their bid card down. And then people started realizing it was Jon, and he has this look of utter determination and love on his face, looking at his daughter. And then Taylor looks at him and sees him, and she starts crying..."

"The next thing you know Jon is walking up on stage toward Taylor, his arm is still up in the air holding the card in the air. He holds her and they are both crying on stage as he held that big card in the air. When (he won) there was a standing ovation. Everyone in the room could identify with that feeling of wanting to support their child. It was such a beautiful, beautiful moment.

"And it was very emotional. There was not a dry eye in the house. I had

all these grown men come up to me telling me they couldn't remember the last time they'd cried, and they cried."

Robinson called it a "special night."

"I didn't do it for recognition," he said. "It was really to show her how much we are willing to fight for her, and to really show everybody in attendance how passionate we are about finding a cure, not just for her but for all the kids and families affected by diabetes."

The Promise Gala raised roughly \$1.6 million for JDRF, and the money the foundation raised goes toward helping find a cure for children and adults with the disease.

Type 1 diabetes is usually diagnosed in children and young adults. Since the body does not produce insulin, those with the disease are required to take shots or use an insulin pump, in addition to regularly monitoring their blood sugars.

In addition to the \$10,000 bid, the Robinsons, who have two daughters, also made a substantial donation to JDRF.

The highest bid of the night – \$16,000 – was an opportunity to call a play in a Titans preseason game. Other Titans memorabilia, including a Marcus Mariota helmet, a VIP experience at a Titans practice, and a chance to play golf with Robinson and Titans head coach Mike Mularkey were also part of the fundraising event.

Schuh praised the Robinsons for their support, and generosity.

"That organization is making great strides and working on an artificial pancreas that will hopefully help slow the disease until we can eventually find a cure," Robinson said. "It is something we are very passionate about.

"I know there are certainly worse things that afflict families out there, but this one is one that impacts our family so we are going to do everything we can to thwart it."

###

**HOW MIKE MULARKEY
PROVED EVERYONE
WRONG**

**BY JOE REXRODE
THE TENNESSEAN
JANUARY 17, 2017**

PAGE: 1C

Mike Mularkey held a staff meeting Monday at Titans headquarters focused largely on the upcoming Senior Bowl, free agency and the team's offseason self-scouting, and with no mention of the anniversary.

It was exactly one year earlier that the Titans removed the "interim" from his head coaching title and received a lot of mockery for it.

"I didn't even know that, honest to God," Mularkey said Monday of the fact that it marked one year of permanence on his third — and by far most promising — NFL head coaching job. "Didn't realize it."

And he probably didn't think he'd spend part of Monday talking about the father he lost at 15, the grandson he adores in Detroit or the college degree he needed more than 15 years and four schools to complete. But those are all important parts of this, the story within the story of the Titans returning to relevance.

It hinges heavily on the 55-year-old Mularkey being what Titans ownership thought he was, and not what his head coaching record and the outside detractors said he was. Raise your hand with me if you have a higher opinion of him as a head coach than you did before the Titans' surprising 9-7 season.

Now raise your hand if you're still most likely to blame him when things go wrong. That's reality, especially for a franchise with a hot-shot general manager (Jon Robinson), franchise quarterback (Marcus Mariota), all-time NFL legend running the defense (Dick LeBeau) and controlling owner (Amy Adams Strunk) who has taken steps to endear herself to Nashville.

Some measure of Mularkey skepticism is ensured, and reasonable, until he can lead the franchise to a Super Bowl. But understand that he's going to get a full run at it. And that the people who most need to believe in him are quick to credit his approach for their success.

With Mularkey this season, "everybody felt like they were in the fight together," said Titans cornerback Jason McCourty, and linebacker Derrick Morgan said of him: "He's fair and he treats us like pros."

"I think the best thing that Mike Mularkey did was say he was going to do something and then did it," Titans left tackle Taylor Lewan said after a season that saw the Titans establish a physical style of play — as Mularkey said they would — and saw him bench receiver Kendall Wright before an important game against Denver because Wright was late to a team meeting.

"He gave us his word, he made a promise, and he kept it," Lewan said of the guidelines Mularkey established before the season. "And so when you see a guy in a league like this where people don't always keep their promises, to have that is pretty refreshing. And I think the players really fell in."

It's a league that approves when billionaires uproot teams if they can't get taxpayers to fund new stadiums, community and tradition be damned. It's rich in entitlement and arrogance.

So when a straightforward, soft-spoken, former ninth-round tight end — who would be teaching if he weren't coaching, who swears by life balance, who has a 27-46 record as a head coach — takes off with a third opportunity that he never thought would come, well, that makes for a story.

Thinking of home

Mularkey's father, Jack, was an Army man, a World War II veteran who later worked in the press room

of the Fort Lauderdale (Fla.) News and Sun-Sentinel. He died of cancer when Mularkey, the youngest of three children, was 15.

"I think a lot of it had to do with the ink, it really was not a good place," Mularkey said of the press room. "Plus, he was a smoker and it caught up with him."

Mularkey was in his 20s when his mother, Darlene, married Fred Gentile. Darlene is 88 and Fred is 96, and they live in Dunnellon, Fla. Mularkey said Fred has been "like a dad to me," but he has carried the loss of his father with him during his career.

"I wish he could see what we've accomplished, all of us kids," Mularkey said of an older brother who is an Army veteran and university fundraiser, and an older sister who works for Broward County schools.

Mularkey and his wife of nearly 33 years, Betsy, have two grown sons, Patrick and Shane. Patrick is pro scouting coordinator for the Detroit Lions, and Mike and Betsy were in Detroit as fast as they could get there after the season ended, to see 1-year-old grandson Waylon.

"I just have a ball when I have a chance to see him," said Mularkey, who got the game ball from tight end Delanie Walker when the Titans beat the Lions in the season's second week, then said farewell to Patrick outside the team bus.

"That was hard," Mularkey said. "As exciting as that win was, knowing I wouldn't see him again until 2017, that was a little rough on me."

The search for balance in a profession that rejects it has been a running theme for Mularkey. Though he hasn't — and won't — divulge all the reasons he walked away from the Buffalo head coaching job in 2005 with three years and \$3 million left on his deal, he said home life was "a large part of it."

And he said he has turned down jobs for the same reason, “in a couple instances where people would think I was crazy, but family is very important to me.”

Mitch Lyons can attest. Mularkey resurrected the tight end’s career as Pittsburgh’s tight ends coach in 1997, but Lyons was done after blowing a knee in 1999. He recalled visiting Mularkey in his office after that season ended.

“He pulled the door shut and said, ‘I think this is my last year,’ ” Lyons recalled. “ ‘The boys are getting older and I never get to see them.’ He was that close to leaving the game.”

But Bill Cowher soon promoted Mularkey to offensive coordinator. His inventive trickery to supplement a power approach earned him the nickname “Inspector Gadget” and laid the foundation for his head coaching opportunities.

Pittsburgh is also where Mularkey finally finished his sociology and kinesiology degree, at Duquesne University, though the degree is from the University of Minnesota — Mularkey played tight end for the Vikings from 1983 to 1988 and resumed school while starting his coaching career at Concordia College in 1993. This after a short stint as an IBM software marketing rep.

Mularkey previously had credits from the University of Florida, where he played college ball, and he took more at the University of South Florida while a Tampa Bay Bucs assistant in 1994-95.

After all that, Mularkey took part in commencement ceremonies. His young family was there.

“Just to show my kids that you can still do something at my age,” Mularkey said, and he’s still showing them.

‘More fun on this try’

Mularkey went in the ninth round to the San Francisco 49ers in 1983, but

was cut before the regular season and picked up by the Vikings. Still, he said he absorbed some of the offensive philosophy of Bill Walsh in that short time.

He played for Bud Grant and Chuck Noll, he had to block against the 1985 Chicago Bears, and he even spent a season as Nick Saban’s offensive coordinator, in 2006 with Miami. As a coach he has pushed toughness, calmly.

“Never a screamer, never that guy,” Lyons said, but Mularkey’s search for physical play extended to highlight tapes of big hits and rewards for players who punished opponents.

Just as a guy in the Steelers tight end room might be fined a buck for having his picture in the paper — no attention getters allowed — he might earn one for blocking through the whistle, or for footage of an opponent looking around for him in the open field, fearful of taking another hit.

The highlight compilations are part of Mularkey’s method in Nashville as well, as Lyons found out when he visited minicamp last May. Mularkey still uses footage of Lyons and Mark Bruener blocking from those Pittsburgh days to show his current players what he expects.

But he has changed in other ways. He did not expect to get another head coaching shot after his second stint — the 2012 season with Jacksonville, a 2-14 showing with an awful team and troubled franchise — but when he did he vowed to “have much more fun on this try.”

The Titans had daily competitions in training camp, from golfball driving to basketball to a spelling bee to beer pong — with kale smoothies instead of beer.

“He just really made football fun again,” Titans linebacker Brian Orakpo said of Mularkey. “Everybody being loose but everybody still being held accountable.”

Mularkey spent part of Monday coming up with ideas for new games, for a team that will have the talent to make the playoffs and then some. He spent none of it gloating.

“No redemption, no ‘I told you so,’ I don’t have any of that,” he said. “I just love my job, love what I’m doing, love that I get a chance to do it again. Amy has been tremendous, and Jon and I hit it off from day one, which to me is a blessing. I don’t know how it happened, but it happened.”

###

**IBM TO NFL: 25 YEARS
LATER, MIKE MULARKEY
BACK AT THE BILTMORE**

**BY JIM WYATT
TITANS ONLINE
MARCH 30, 2017**

PHOENIX – When Titans coach Mike Mularkey’s vehicle pulled into the pristine grounds at the Arizona Biltmore here this week, he couldn’t help but smile.

It brought back memories from 25 year ago, when Mularkey was at the same hotel for a conference. He was a software marketing rep for IBM at the time, desperately hoping to land a job in the NFL.

“This is the first time I’ve been back since,” Mularkey said. “To think about it, and to think about everything that’s happened since, it really is amazing.”

Mularkey, set to begin his second season as Tennessee’s head coach, is here for this week’s NFL owners meetings. He’s attended functions during the week along with other members of the team’s front office. At night, he’s spent time on property alongside his wife, Betsy.

Mularkey has the Titans heading in the right direction. The team tripled its win total in 2016 with a 9-7 mark, and there’s plenty of optimism about the future.

Here on Tuesday, Mularkey took a few moments to reflect on his trip to the Biltmore in 1992. He was in his early 30s at the time.

“I was a software marketing rep, based in Minneapolis,” Mularkey said. “They had an annual meeting and I came out here for it, just like this time (for the owners meetings).”

“I was trying to get into coaching back then, but I had to make a dollar, so I was working for IBM. I was working with companies in the Minneapolis area selling our software.”

Mularkey, who played tight end at the University of Florida and then spent nine seasons in the NFL with the Vikings (1983-88) and Steelers (1989-91), coached offensive line at Concordia College while working at IBM.

“But this is what I wanted to back then – to coach in the NFL,” Mularkey said. “And the guy that hired me (at Concordia) knew I wanted to be a coach in the NFL, and he allowed me (to work at IBM). He allowed me to leave work, go do my job at the college coaching the o-line. He knew my intent.”

Mularkey eventually landed an NFL job as a quality control coach with the Tampa Bay Buccaneers in 1994, and a year later he coached the tight ends in Tampa Bay. Mularkey worked his way up to being an offensive coordinator before getting a chance to be a head coach, first with the Bills, then with the Jaguars, before he landed in Tennessee.

As he retraced his footsteps this week – on crutches and in a cast after recent surgery – Mularkey couldn’t help but get a little sentimental. His life has changed, and the property has grown as well.

Mularkey said he’s thankful for the position he’s in now, in Tennessee. He’s also thankful for the experience at IBM.

“I enjoyed what I did (at IBM), I really did,” Mularkey said. “I had to get up in front of large groups, and I think I did a nice job. For not knowing or understanding the product when I first got in, I think I did a good job of marketing it.”

“A lot has changed since. I certainly like being in the NFL more than with IBM, but that experience helped me. I was honest then like I am now. If I didn’t know something about the product, I always told them: ‘I don’t know, but I’ll get back to you.’ And I always got back to people.”

“But what I am doing now, this is what I always wanted to do.”

###

DICK LEBEAU LOOKING FORWARD TO 2017 WITH TITANS

**BY JIM WYATT
TITANS ONLINE
JANUARY 19, 2017**

NASHVILLE, Tenn. — Dick LeBeau enjoys three things when he has time away from football. He likes to read, play golf, and play his guitar.

But there's nothing LeBeau enjoys more than coaching, and being around the game.

It's why the legendary defensive coordinator will be back with the Titans in 2017.

"The only question in my mind was from the standpoint that somebody's got to want you to work," LeBeau said on Wednesday. "When Mike (Mularkey) said he wanted me to stay, there was no doubt."

LeBeau, who joined the Titans in 2015, will return for his third season with the team and his 59th year in the National Football League as a player or coach. Following a season when the Titans finished 9-7 while making strides in a number of key areas on defense, LeBeau said he's looking forward to what's ahead.

"We made some good progress and there's still a lot out there on the table to get done," LeBeau said. "It was really fulfilling for me to watch our players have some success and to see our team have some success, and that is really why you coach. You are just a teacher. It was a rewarding year.

"We didn't get where we wanted to get, and we know we have work to do. But it was not the type of thing you want to run away from. I want to see if we can get this thing over the top. If I were a younger person you wouldn't even think about (walking away). Things are headed in the right direction. I try not to pay much attention to the age aspect. It is what it is."

LeBeau, who will turn 80 in September, said being around the game keeps him feeling young. He remains in good shape by staying active, and moving. He made his 7th hole-in-one last offseason, before bouncing around the practice field during the season like someone half his age.

"I've almost never been on a treadmill in my life," LeBeau said with a smile. "Maybe at the doctor's office when they put you on a stress test, that's about the only treadmill I've been on.

"I just try not to have too much excess in my life. I try and stay active, keep moving, and don't sit."

Mularkey said LeBeau is excited about coming back "to finish what we started last year."

Prior to joining the Titans, LeBeau spent 11 seasons as defensive coordinator with the Steelers (2004-14), in what was his second stint with the team. During 13 seasons in Pittsburgh, the Steelers had 10 top-five finishes in the defensive rankings and five times finished ranked No.1.

A Hall of Fame defensive back with the Detroit Lions during his playing career, LeBeau was an assistant head coach with the Bills in 2003 and he served as head coach of the Bengals from 2000-02. He worked previously with the Packers and Eagles as well. Titans coach Mike Mularkey and LeBeau worked together previously in Pittsburgh.

"He is very passionate about his job," Mularkey said of LeBeau. "He is still very sharp, and he relates well to the players.

"I thought he got the most out of our players last year. Now there's areas we need improvement on. But I know this: The guys that played for him played as well as they could play and he played hard."

The Titans finished the 2016 season ranked 20th in total defense, including a 2nd overall ranking on

rushing defense by allowing 88.3 yards per game on the ground. It was a 24-yard improvement from 2015. The Titans ranked sixth in third down defense, and 30th in passing yards allowed.

The Titans limited the opposition to under 100 yards rushing in 11 of the team's 16 games. Opponents failed to reach 70 yards in seven of those contests, and that happened just twice in 2015.

Led by linebacker Brian Orakpo's 10.5 sacks, the Titans also produced 40 sacks on defense in 2016. Linebacker Derrick Morgan finished with nine sacks, and defensive lineman Jurrell Casey finished with five.

Orakpo and Casey were both selected to the Pro Bowl.

"There were some important areas we did very well in," LeBeau said. "We were very competitive in the red zone, which was important. And we have some areas that we obviously need to improve in. The yards allowed, it was passing mostly, we have to get a handle on that and stay strong in those other areas – the red zone defense, goal line defense, short-yardage defense. There were a lot of good things.

"More importantly than the numbers themselves was the approach our players took and the effort they put in to what they were doing. If they continue to do that, which I am very positive that they will, they will continue to improve as a group and improve our football team."

LeBeau knows there will be some changes in personnel in 2017, just like every year.

But he noted the "nucleus is going to be somewhat the same," and he believes that's a positive.

"To see these guys respond and grow like they did," LeBeau said. "It was particularly rewarding to see how hard they worked, and the way they stayed together. I think it was evident to our fans these guys are

going to play hard and in every situation in the game.

“Things are headed in the right direction and I am excited to be a part of it.”

###

**FALCONS QB: MARIOTA
IN GOOD HANDS WITH
MULARKEY, ROBISKIE**

**BY JIM WYATT
TITANS ONLINE
FEBRUARY 1, 2017**

HOUSTON — Marcus Mariota is in good hands in Tennessee.

That's according to Falcons quarterback Matt Ryan, and he should know.

Ryan, the third overall pick in the 2008 NFL Draft, was coached by Titans head coach Mike Mularkey and Titans offensive coordinator Terry Robiskie at the start of his career with the Falcons. Mularkey was Atlanta's offensive coordinator from 2008-11, and Robiskie was the team's receivers coach from 2008-15 before joining the Titans last season.

"Both of those guys were a huge part of my development as a player," Ryan said Tuesday morning. "Mike was my first offensive coordinator, and we spent four years together, and I learned a ton from him about being a professional, about what it takes to be successful. Mike is one of the most detailed and organized people I have ever been around and he has remained a great friend to this day. He has been so supportive of me throughout my entire career.

"He means a lot to me. He is a great friend."

As for Robiskie, Ryan said he was a great influence as well.

"I spent seven years with Terry, and he was one of the most fun people to be around," Ryan said. "He keeps things light day in and day out. He is a great football coach, and I know our wide receivers learned a lot from him. Guys that I played with played as well as they did because he coached them up. He brings a lot of toughness to that position, and I think you've seen that in Tennessee this year. He'll get his guys to play

hard and to play physical and he is an excellent motivator."

Ryan, a candidate for the league's Most Valuable Player award in 2016, has the Falcons in Super Bowl LI on Sunday against the Patriots. He threw for 4,944 yards and 38 touchdowns during the regular season.

Ryan said he's been impressed with Mariota, and he predicted good things with his pairing Mularkey and Robiskie.

Mariota completed 276-of-451 passes for 3,426 yards, 26 touchdowns, nine interceptions and a 95.6 passer rating in 2016 before suffering a fractured fibula in Week 16 contest at Jacksonville. He added 60 rushing attempts for 349 yards and two touchdowns in 2016.

Mariota's 95.6 passer rating ranks third in franchise history for a single season, behind only Warren Moon's 96.8 in 1990, when he was the Associated Press Offensive Player of the Year, and Steve McNair's 100.4 in 2003, when he was the NFL's Co-MVP.

"I think Mike will do a great job with Marcus," Ryan said. "Marcus is a great player, a really young guy who has done a lot of really good things in his first couple of years. I think Mike and Terry will be great for Marcus."

While Mularkey, Robiskie and Ryan were together with the Falcons, the team advanced to the postseason three times in four years, ranked ninth in the NFL in total yards (354.8 per game), seventh in points (24.5), eighth in rushing yards (125.7), third in fewest turnovers (84), fourth in fewest sacks allowed (93), and sixth in third down conversions (44.2).

In three of the four years with the Falcons, Mularkey's offense produced a 3,000-yard passer, a 1,000-yard receiver and a 1,000-yard rusher in the same season. In 2010, Sporting News named Mularkey "Coordinator of the Year."

Mularkey said he sees some similarities between Ryan and Mariota.

"I have seen the growth of what he has done, and he has gotten better every year, and that is what you want that position to do," Mularkey said. "You knew early on that Matt had the ability to be a very good quarterback in this league, which I do with Marcus. It's the same thing with Matt.

"I thought what is happening with Matt right now would happen -- that he would be in a Super Bowl. And I think the same thing, eventually, Marcus has that ability if he continues to work like he does, like Matt does. Both those guys are workaholics -- Matt and Marcus both want to be great."

###

**NEW TITANS LB DAREN
BATES GLAD TO BE BACK
IN TENNESSEE**

**BY JIM WYATT
TITANS ONLINE
MARCH 15, 2017**

NASHVILLE, Tenn. — Daren Bates grew up in Memphis, and went to his first NFL game in Nashville when his father took him to see the Titans.

He was little then, and didn't know much about the game.

Fast-forward to last week, when Titans general manager Jon Robinson called him on the phone. Bates was four years into his NFL career, with 60 games under his belt, with the Rams and Raiders.

"First thing he said was, 'I want to get you back in Tennessee,'" Bates said of Robinson. "He knew I was from Memphis, and of course we talked about barbeque. We talked about high school, really Tennessee stuff. And that kind of warmed me up."

Something else really got Bates fired up: Robinson complimenting him on his game. The two hit it off, and it's one of the big reasons Bates is now a Titan. He signed a deal with the Titans last week, and the linebacker will be counted on to play a big role on special teams and possibly some in the defense this fall.

"I like to hear people say: 'He's tough. He has attitude. He plays aggressive. He has his teammates back,'" Bates said. "What Jon Robinson said about me and how he likes the way I play, it makes me smile. For other people to see what I am doing, it makes me excited. Hopefully I can get Titans fans to feed off of me and my energy and what I bring to the team."

Bates played in 16 games last season with the Raiders, where he posted 12 tackles and was a key contributor on special teams. Prior to that, Bates played three seasons with the Rams.

Bates, who went to Auburn, played three seasons in high school at Christian Brothers in Memphis, and he was a two-time all-state performer at safety. He played his final high school season at Olive Branch in Mississippi.

Bates initially signed by the Rams as an undrafted free agent in 2013. He's one of three key special teams performers to reach a deal with the Titans since the start of free agency, joining another former Oakland Raider, safety Brynden Trawick, and former Falcons returner Eric Weems.

"I like his intensity," Robinson said. "I like his instincts and his reckless abandon to throw himself in there to make a play."

Bates (5-11, 225) has played in 60 games in his NFL career, and totaled 37 tackles. He's played a big role on special teams during his four seasons.

Bates played three seasons in high school at Christian Brothers in Memphis, and he was a two-time all-state performer at safety. He played his final high school season at Olive Branch in Mississippi.

While with the Rams, Bates made some spectacular plays on special teams.

In 2013, Bates returned a fumbled kickoff return for a touchdown against the Texans. In 2014, he leaped over the long-snapper in a game against the Giants and blocked the kick. He was named a captain with the Rams in 2015.

He was a key player on Oakland's special teams units last year.

"Bates is violent, and fast," Robinson said. "He really takes pride in being a factor on special teams. I like his intensity, like his instincts and his reckless abandon to throw himself in there to make a play."

Bates freely admits he takes great pride in playing special teams.

"To me, you have to be a little 'off' (to do it)," Bates said with a smile. "You can't be sensitive, you have to be violent. You have to be a different type player. You have to have a defensive player's mindset, but just a little more off. I call it being crazy. You have to play with reckless abandon and be violent."

His friends and family in West Tennessee are fired up to have him back in the state.

While with the Rams, Bates made some spectacular plays on special teams.

In 2013, Bates returned a fumbled kickoff return for a touchdown against the Texans. In 2014, he leaped over the long-snapper in a game against the Giants and blocked the kick. He was named a captain with the Rams in 2015.

He was a key player on Oakland's special teams units last year.

"It is good to be back here," Bates said. "I am humbled, and appreciative to be able to come back to Tennessee and play."

"And everybody is excited. Some people have talked about moving to Nashville to be closer to me. My dad is moving back to Memphis from Florida, so everybody has been hitting me up. Everyone is pumped."

###

**TITANS' KEVIN BYARD
AIMS TO BE ONE OF NFL'S
TOP SAFETIES**

**BY JIM WYATT
TITANSONLINE.COM
AUGUST 1, 2017**

Keeping himself in top-notch shape was a given for Titans safety Kevin Byard this offseason.

Byard did it by working out at Saint Thomas Sports Park and his former school, MTSU. He even added some boxing classes to give him more punch in his second NFL season.

At the same time, Byard studied some of the best safeties in the game, from Earl Thomas to Eric Berry to Reshad Jones to Eric Weddle.

“When I am in the offseason training, I am thinking, ‘What is Earl Thomas doing?’ What are those top safeties in the league doing right now?,” Byard said. “And I am trying to outwork them.

“And I watched everybody. I watched at least five games of all of them, just trying to steal a lit bit from them. They are all different safeties, some of them play straight deep middle and some of them play in the box. So I just try and steal whatever I can.”

A third-round draft pick by the Titans in the 2016 NFL Draft, Byard wants to be an All-Pro and Pro Bowl performer in 2017 while helping the Titans reach the playoffs. Coming off a solid rookie season, he's off to a nice start in training camp.

Byard got his hands on two footballs on Day One, when he intercepted pass. He's been steady through the first three practices of camp.

“He looks like a long-time vet the way he makes his calls and gets everybody in the right place,” coach Mike Mularkey said of Byard. “Offensively we do a lot of things. There's a lot of moving parts that you have to adjust to, and make sure everybody is on the same page

to adjust to what we do. And he has done very well with that.”

Titans defensive coordinator Dick LeBeau has raved about Byard from the beginning.

A safety who also played a key role on special teams, Byard played in all 16 games for the Titans in 2016. He started seven games, and was fifth on the team with 63 tackles. He added a sack, three quarterback pressures and four passes defended. Byard was second on the team with 10 special teams tackles.

“I think the sky is the limit on him,” LeBeau said after Byard's rookie year. “I don't want to put a lot of pressure on a young player, but he had a great season for a first year player and he is going to do nothing but grow.

“He has an exceptional football mind and I think that is one of his strengths. He is going to grow and he is going to be a coach on the field, there is no question about that.”

Byard, who led or tied for the team lead in tackles twice during his rookie season, spent extra time studying tape of not just the top safeties around the league this offseason. He also studied his own game film, and his opponents.

On the field in training camp, he can tell a big difference.

“It is like night and day,” Byard said. “I feel so much more comfortable, and so much more confident in making the calls. And the guys trust me, and that is big when you have that from the coaches and the players.”

Heading into Year Two, Byard is ready to make more plays this fall.

He also plans to step up from a leadership standpoint. In a secondary with plenty of new faces, from cornerbacks Logan Ryan, Adoree Jackson and Demontre Hurst to fellow safety Johnathan Cyprien, he plans to make his voice heard.

“I was definitely a little bashful last year, just not being fully sure of myself,” Byard said. “This year, I am completely sure of everything I am doing. I am not looking to make mistakes, and if I do it will be full-speed, I can guarantee you that.”

###

**JURRELL CASEY
DISCUSSES LIFE, ON AND
OFF THE FIELD**

**BY JIM WYATT
TITANS ONLINE
OCTOBER 27, 2016**

NASHVILLE, Tenn. — The Titans drafted Jurrell Casey in the third round of the 2011 NFL Draft out of Southern California.

Since, Casey has developed into one of the NFL's top defensive linemen.

He's coming off a Pro Bowl season, and he has over 430 tackles and 30 sacks in his playing career.

Titans Online sat down with Casey recently to discuss a number of topics, on the field and off it.

Here's how the conversation went....

Right out of the gate: How did you get steered into football?

"My mother and my uncle, Horace Burns. He actually got me into Pop Warner. My brother and all of us played, and that is what started to drive me toward the game of football."

What were your thoughts when you first arrived in the NFL? Any long-term goals?

"The first thing is I wanted to make sure I earned a starting spot on the team. From Day 1, that was my mindset when I came in, and I was able to do that. Now my goal is to make it to the Hall of Fame. I want to be the best player I can possibly be every week on the practice field, and on Sundays."

How much did it mean to you to play in the Pro Bowl last year?

"It meant so much to me. You get the respect of the guys around the league, and just to be in the presence of the guys in the league, the best players in the league. And they showed me a lot of respect. It is a

huge blessing, and it's where each individual should want to be."

Since I've been around you, I've heard you talk a lot about your mother, Collette Burns. Can you describe the impact she's made on your life? And when you think about your mom, what comes to your mind?

"The biggest thing about my mom is her work ethic. No matter what the situation was when I was growing up, and no matter what was going on in our household, she was always dedicated to make sure we had exactly what we wanted, and exactly what we needed. She worked two jobs, and made sure she was there on time. She never missed a day. And she also made sure she was able to take care of her kids. When somebody can do that all by herself, it just shows you what you are capable of. She sacrificed for me, and helped set me up for a better lifestyle than she had."

Your older brother, Jurray, has impacted your life in a different way. Jurray was convicted of first-degree murder when he was younger. You've been very open in talking about that, while also crediting him for helping you refocus on becoming a better football player and student. How much did his experience influence your life?

"What happened to Jurray made a huge impact in my life. I could have definitely been in the same position he was in, or going in the same direction he went in when he was young. But he pushed me to go into the right direction and to make good decisions, and he kept me motivated to make sure I stuck with the talent God blessed me with."

You got married last summer. I know you and your wife, Ryann, set up the Casey Fund to help people in need, including people who have been incarcerated. She's an attorney in Nashville. How proud are you of Ryann, and what kind of impact has Ryann had on your life?

"I am super proud of her. She is great, and she has done so much to help me. She tries to help me with my presence in public, my public speaking, and just helping me be more of a patient guy. She wants to try and build my character off the field rather than just being a great person on the field. She has helped me in all kinds of ways. On top of that, she is a hard-working woman, someone who is dedicated to her craft. She graduated from law school, and she passed the bar exam [in California] and then passed another bar in Nashville. I give her mad props for that, because some people wouldn't do it again. But she is dedicated to our relationship and our family, and she got the job done."

You grew up on California. What did you think of Nashville when you first got here, and what's your opinion of the city now?

"When I first got to Nashville, I thought it was going to be a dead city. But now, I see it's a live city. It's a great city. And you see how many people have moved here and how many people visit here. No matter what time of year it is you'll see tour groups here, and it's always packed. It is great. I am definitely loving it."

You have played for three head coaches since you've been here – Mike Munchak, Ken Whisenhunt and now Mike Mularkey. What's different now?

"I think the biggest thing now is team chemistry. A lot of guys who've been around here for a little while now, we've been able to build a relationship between one another, and we've embraced new guys who have come in. We now have a team that plays off one another and plays together."

You've worn the No.99 since you've been here. Any reason why?

"It's just a number I got when I got here. I had no intentions of wearing 99. When they called me and asked me what number I wanted, I told them 91. But 91 was gone, and they

told me the next best numbers. I said, 'Stick me in 99.' Now, I love the number. I think it is a beast number, and it looks good for a defensive lineman. And I am trying to rock it."

What's your best memory as Titan?

"I'm going to have to hold off on that one until we win a Super Bowl."

Who's the best offensive lineman you've ever faced?

"I'd have to say Joe Thomas [of the Browns]. He is one of the best out there, and he is still crafty and shifty out there for his age. I say he has to be the best one."

What will you do when your playing career is over?

"The biggest thing is to get into the real estate market, and really try to get into the entrepreneur world and try to start up some things for myself. I don't have anything in mind in particular right now, I am focused on football. But that will be exciting too."

When your career is over, what do you want people to think of when they hear the name Jurrell Casey?

"I want them to think of a guy who worked hard no matter what, and a guy who pushed himself to be the best he could possibly be. I want them to remember me as a legend who played the game."

###

**PRO BOWL WEEK HAS
BEEN A WILD RIDE FOR
JURRELL CASEY**

**BY JIM WYATT
TITANS ONLINE
JANUARY 30, 2017**

ORLANDO, Fla. – It's been a heck of a ride for Titans defensive lineman Jurrell Casey here at the Pro Bowl, and we're not talking about football.

We're talking Tower of Terror at Disney's Hollywood Studios.

"I hated it," said Casey, shaking his head. "It makes my stomach dive. It is insane. I liked it a little bit, I guess, but that's not my thing."

We're talking Rock n' Roller Coaster, just around the corner at the same park.

"Oh man," Casey said. "That stretch (limo). Now that thing was fast."

Casey, making his second straight Pro Bowl appearance, tested his limits here this week. He rode Toy Story Mania, Buzz Lightyear's Space Ranger Spin and then slowed it down on the It's A Small World ride at the Magic Kingdom. Casey got his nerve up to go on Space Mountain, a fast-moving, quick-turning roller coaster in the dark, but it was shut down.

"This is the first time really doing a roller coaster," Casey said. "I am not a big roller coaster person, but I said, 'Hey, I am at the Pro Bowl, I have my family here, so let's have a good time. I decided to ride almost every ride we possibly could.'"

Casey, of course, earned the trip by playing football, after turning in another standout season for the Titans. He'll play in the Pro Bowl on Sunday night at Camping World Stadium.

Coming off a season when he racked up 51 tackles, five sacks and 29 quarterback pressures, Casey is thrilled to be back. He's had a big time with his family, including his

wife, Ryann Gray, his mom, and both his sisters. Roughly a dozen are here from Casey's clan. Casey also invited his academic advisor from his high school in California to show his appreciation for what she did for him at a young age and beyond.

During the practice week, Casey has been surrounded by the NFL's best players, including four of his teammates with the Titans. He's had a lot of fun, and he was observed running routes and catching passes a few days. It's been that kind of week.

"I don't take it for granted at all," said Casey, who played in last year's all-star game, in Hawaii, after turning down invitations to go as an alternate the previous two years. "A lot of people deserve to be here, and to be pointed out as one of the best in the game, you definitely have to enjoy it and love it."

Casey gives credit to those around him for helping him get here, from his teammates to his coaches.

Back in Nashville, his bosses praised him for going above and beyond.

"Jurrell quietly goes about his business, and he's a great pro," Titans coach Mike Mularkey said. "He comes in, not a vocal guy per se, but the way he comes to work every day, just watch him practice. It is just like he plays."

"He is a tough guy to block," general manager Jon Robinson said. "He has good quickness, he has good hands, and he has good instincts. He has good pass rush skills. He plays hard, and you can tell football is important to him."

Jurrell Casey pictured with former high school academic advisor Monica Kim at the Pro Bowl.

Casey worked hard, and used his athletic ability to get here. He said Monica Kim, his academic coach for the football program at Long Beach Poly High School, played a role in him advancing as a student,

and challenging him off the field. It's why he invited Kim to join him during Pro Bowl week. While other players invited high school coaches as part of the NFL's 'Thank You, Coach' program, Casey invited Kim.

The two first met when Casey was a high school junior.

"I was real close with my football coaches, but that wasn't the area of my life where I needed the most help, it was more in school," Casey said. "And she really dedicated her time to help me, getting me ready for SATs, spending extra time with me studying, helping me with papers. She did so much to help me where I wouldn't be so stressed."

"She was the type of person who would read over a paper I had written and say, 'You can't turn this in. How are you going to turn this in? You have to re-do this.' And she'd force you to do it until you got it right. Those are the kinds of people you need behind you. Some teachers maybe could want to pass you through the course, but you are not learning anything. Monica is the type of person who wants to make sure you learn it and you know what you are doing."

Kim said she was touched by Casey's gesture. She spent time with Casey after Saturday's practice, and at a banquet later in the day. The two have remained in touch since he graduated from high school, throughout Casey's playing days at Southern California to his NFL career with the Titans.

Kim said the entire Long Beach community has fond memories of Casey, in part because he's never really left. Casey returns home to conduct a football camp each year, and he visits the school.

"It is an honor," Kim said. "I am so proud of Jurrell for who he is and the person he has become. I guess you never know how much you mean to someone. For him to invite me, it warms my heart."

On Sunday, Casey will put on a uniform and play in another Pro Bowl.

He knows he won't be alone.

"It's great to be here, but you have to thank those who got you to where you are at," Casey said. "Because without those people, you wouldn't be who you are. So each individual in my life has been building my character since I was a young age.

"I'm glad I'm able to share all of this with some of the people who've helped me."

###

**NORM CHOW: TITANS
NEARLY LANDED MATT
CASSEL IN 2005**

**BY JIM WYATT
TITANS ONLINE
MARCH 11, 2016**

NASHVILLE, Tenn. – Quarterback Matt Cassel became a member of the Tennessee Titans this week. If Norm Chow got his wish, it would've happened 11 years ago.

“Things turned out OK for Matt,” Chow said with a chuckle. “He’s about \$50 million richer now than he was back then, and he’s had a heck of a career.”

The Titans signed the Cassel on Thursday as the team’s back-up, behind starter Marcus Mariota. Cassel has played for the Patriots, Chiefs, Vikings and Cowboys during his 11-year NFL career.

Back in 2005, Cassel was a relative unknown leading up to the NFL Draft. He played sparingly at USC behind starter Matt Leinart, although Chow knew him well, having served as USC’s offensive coordinator from 2001-04. Chow remembers how crushed Cassel was when he didn’t get the job after Carson Palmer graduated.

Chow joined the Titans as the team’s offensive coordinator in 2005. He said he’d convinced Titans general manager Floyd Reese and the scouting department to sign Cassel as an undrafted free agent following the completion of the 2005 draft.

“As soon as the draft was over, I was going to call Matt and he was going to come to the Titans as a free agent,” Chow recalled on Thursday night from Los Angeles, where he was en route to see the Lakers-Cavs game. “Then, the seventh round occurs, and we’re in that crazy room downstairs and someone runs down and says “They just drafted your boy. It was Matt Cassel.”

“They” turned out to be the New England Patriots, who selected

Cassel in the seventh round, with the 230th pick of the draft. Chow couldn’t believe it, considering Cassel completed just 20 of 33 passes for 192 yards, with no touchdowns and one interception, in four seasons at USC.

The Titans had quarterbacks Steve McNair and Billy Volek, and Chow thought Cassel was worth developing.

“People thought I was nuts because Matt never had a chance to play. He had to send out practice tape,” Chow said of Cassel. “But USC needed a quarterback to throw at Pro Day that year, and Matt wowed them at Pro Day.

“It’s crazy. It was all set up. And I had already told Matt earlier – I am going to call you because you are probably not going to get drafted. How could he, because he never played?”

Cassel, who has thrown for over 17,000 yards in his NFL career, smiled on Thursday, when asked if he thought he was close to being a member of the Titans back then. New Titans general manager Jon Robinson was with the Patriots then as a scout.

Cassel was third on New England’s depth chart behind quarterbacks Tom Brady and Doug Flutie in 2005 after beating out two veterans, Chris Redman and Rohan Davey. He ended up playing in 30 games for the Patriots over the next four seasons, and started 15 games in 2008 after Brady suffered a season-ending injury in the preseason.

“I know that there was contact made from the Tennessee organization, but it never came to fruition obviously because I got drafted,” Cassel said. “But Norm coached me in college, so there was a connection there in terms of the possibility of me coming here.”

The next year, of course, Chow was in a position to get another one of his former USC quarterbacks in Leinart, but the Titans drafted

quarterback Vince Young out of Texas instead.

Chow is convinced the team would’ve snagged Cassel had he been around after the draft.

“They didn’t listen to me about Matt Leinart,” Chow said with a smile, “but they listened to me about Matt. Some people thought I was crazy, because no one had really seen him play.

“Matt deserves so much credit because he worked so hard to get to where he is today. I am really happy for him.”

###

**TITANS RE-SIGN BACKUP
QB MATT CASSEL**

**BY JASON WOLF
THE TENNESSEAN
MARCH 3, 2017**

PAGE: 3C

INDIANAPOLIS — Heading into his third pro season, Marcus Mariota may be reaching the point in his career where he doesn't necessarily need a veteran backup quarterback to serve as a mentor.

But with the young franchise quarterback rehabbing his broken right leg and expected to miss much of the offseason program, the Titans sure could use a grizzled pro waiting in the wings.

"I think at every position you want to have somewhat of a mixture between veteran players and younger players, and quarterback is not different, Titans general manager Jon Robinson said Wednesday at the NFL Scouting Combine.

The very next morning, the Titans agreed to terms with quarterback Matt Cassel, the team announced, ensuring the veteran will return for a second consecutive season as Mariota's backup. Cassel signed a two-year deal for \$5.25 million, NFL Network reported.

The 12-year veteran is the first of the Titans' 16 pending free agents to agree to a deal to remain with the team.

"We're in discussions with a good portion of them," Titans coach Mike Mularkey said.

Free agency begins March 9, coinciding with the start of the new league year.

Cassel, who turns 35 in May, will play a large role in the Titans' offseason preparation as Mariota rehabs from a broken right fibula.

Mariota, who has missed five games to injury in his first two seasons, is

expected to miss organized team activities but be healthy in time for training camp.

"I think our No. 1 goal is to make sure he's under center when we open up opening day," Mularkey said of Mariota. "I'm not going to put a time frame on when that first practice or when the first OTA (he'll participate in will be). I can't do that because every player is different in how they recover. It's a difficult thing to do."

Cassel appeared in four games last season, including a start in the season finale, a 24-17 victory against the Texans in Nashville after Mariota broke his leg the previous week. Cassel completed 16 of 26 passes for 150 yards, a touchdown and an interception against Houston.

He finished the season 30-of-51 for 284 yards, two touchdowns and two interceptions.

Cassel has played in 108 career games, including 80 starts and one Pro Bowl appearance in 2010. He has thrown for 17,287 career yards and 103 touchdowns while playing for the Patriots, Chiefs, Vikings, Bills, Cowboys and Titans.

Titans third-string quarterback Alex Tanney, 29, is under contract for the next season, as well.

###

**TITANS LINEMEN JACK
CONKLIN, TAYLOR
LEWAN PROTECT BABY
DAUGHTERS, MARCUS
MARIOTA**

**BY JOE REXRODE
THE TENNESSEAN
AUGUST 5, 2017**

“Taylor Lewan quits football, joins motorcycle gang,” would have been more plausible as a future headline one year ago than “Taylor Lewan makes Pro Bowl.”

But Lewan was dropping clues in that 2016 camp, entering his third NFL season as a talented and recklessly unpredictable left tackle for the Tennessee Titans. He was in great shape. He was acting like a leader. And he was talking about a woman who had changed his life.

Now he’s talking about two. And he’s exchanging baby burping techniques with the All-Pro tackle on the other side, Jack Conklin.

“Jack’s three months ahead of me and I won’t lie, he’s really helped me out,” said Lewan, demonstrating a technique with the baby leaning forward and a hand on her belly that has worked with his 1-month-old daughter, Wynne Rebel Lewan. “Burping is my least favorite thing, but if you don’t do it, you’ve got issues. I do this and I motor her legs, get her farting up a storm. It’s a game changer, man.”

These two players reside at the core of the Titans’ turnaround, they are unlikely best buds, and now the primary professional duty they share — protection, of quarterback Marcus Mariota — is a primary instinct at home. Conklin and Lewan plunging into fatherhood won’t necessarily get the Titans closer to their lofty goals, but it does make for some good stories and maturing tackles.

One of them needed it more than the other.

“Day and night from last year to now — oh, for sure,” Taylin

Gallacher, Wynne’s mom and Lewan’s fiancée, said of his transformation since they started dating seriously last summer. “I mean, as much as everyone kind of pumps him up in the media about how he’s changed on the field, it started off the field. As I think everything kind of does. Being the man he wanted to be. He didn’t like the direction his career was going or the direction his life was going.”

Now it’s going to the Pro Bowl, maybe some day the Super Bowl, possibly even Bed Bath & Beyond if there’s time. The domestic life has captured Lewan, agreed with him and helped make him a Titans cornerstone.

“I never thought I’d be 26 years old and have a kid, and be with someone I knew I’d spend the rest of my life with,” he said. “Those two are the best things that have ever happened to me. Without them, I don’t think I would have had much more time here in Nashville.”

Conklin and his fiancée, Michigan State sweetheart Caitlyn Riley, are still pretty new here. They found out they were going to be parents last August, shortly before the start of his rookie season. The March 27 arrival of Riley Caroline Conklin was an event Conklin has been talking about since he and his fiancée started dating seriously as college sophomores.

Their daughter is the start of a plan — four children, the third adopted so they can provide a good life to a child who may not have had one otherwise. That child is intended to be third so he or she does not feel like an afterthought. Of course, if Conklin had his way there might be more.

“I think he’d have 50 kids if it was up to him,” said Conklin’s father, Darren. “Hopefully it’s not up to him.”

The past few months have given Conklin some perspective on the difficulty of the process, though. He and Lewan are an odd couple for certain, bitter college football rivals,

Conklin as quiet as Lewan is boisterous. They found common ground in blocking for the Titans, but the instant connection between Riley and Gallacher strengthened the bond quickly.

“We’re very similar and we hang out a lot,” Riley said of Gallacher. “So having babies together is just perfect.”

That was not the plan. Riley and Conklin jokingly offered Gallacher and Lewan \$2,000 to jump aboard the pregnancy bandwagon, and they got laughter in return.

But the day before the Titans’ Oct. 27 home win over Jacksonville, Taylor came home to a pile of positive pregnancy tests. Eventually, Lewan called Conklin, who was watching the movie “Sausage Party” with Riley (it was Conklin’s night to pick), and there was much reveling among four people on one call.

The deliveries both happened at Saint Thomas Midtown but were very different. Riley Conklin was upside down and doctors couldn’t get her to flip, so she was born by cesarean delivery.

“As soon as she had the baby they gave her the baby, and then pretty soon she passed out,” Conklin said. “And I’m sitting there for four hours with this newborn baby like, ‘Oh. What do I do now?’ It was pretty crazy.”

July 4 fireworks were going off when the Gallacher and Lewan got to the hospital for Wynne’s arrival. It came shortly after midnight on July 5, which was hours sooner than doctors expected.

“The most intense thing you’ll ever go through,” Lewan said of childbirth.

“He was the best,” Gallacher said of Lewan during the delivery. “He was right here for every second of it. And she came and this big ol’ bear became a soft teddy bear in about two seconds. He’s been hands-on

ever since. Going off to camp, he had a hard time.”

“Hands on” is also how Riley described Conklin, who insisted on splitting night feedings with her until camp arrived and Titans players moved away from their families and into a hotel. Both babies make regular appearances at practices so their fathers can keep up with the changes.

Wynne turned 1 month on Saturday; Riley Conklin is chattering, grabbing her toes and starting to roll over. Both are usually sleeping through the night, which as many parents know is no sure thing that early. Both have given their parents new skills — Lewan says he’d be a star if diaper changing were a sport — and outlooks.

Said Conklin: “You go from being a year out of college to having a baby. It’s a wake-up call. I think the biggest thing I thought about is I have a whole new respect for my parents. You think about it like, ‘Oh, geez, the things I said to my parents, and they went through this? Oh my. That’s bad.’”

Said Lewan: “You go from being this football player who’s running around with grown men all day, smashing your heads into each other and grunting, to being like this sensitive guy with your kids. Little snuggles, little kisses, you know what I’m saying. It’s cool, it’s refreshing, it’s a complete 180.”

Now don’t worry, they’re both still smashing and grunting. But imagine reading this headline a year ago: “Doting daddy Taylor Lewan melts hearts with his little snuggles.”

###

**TITANS SAFETY
JOHNATHAN CYPRIEN
AIMS TO SHORE UP
SECONDARY**

**BY COLTON POUNCY
THE TENNESSEAN
JULY 30, 2017**

Titans safety Johnathan Cyprien spent most of his 27th birthday at the team's practice facility for the first day of training camp Saturday.

Most people wouldn't want to celebrate their birthday at their place of work. Even fewer would want to celebrate it in the grueling summer heat of NFL training camp.

But for Cyprien, it's welcomed.

"You can't ask for any other way to spend your birthday than doing what you love," Cyprien said Sunday with a smile. "It kind of dawned on me for a little bit. A lot of guys would complain about spending your birthday in camp, but I'd rather be here in camp playing football than anywhere else at this time of my life."

An ankle injury limited Cyprien a bit this summer, but other than that, it's been hard to get him off the football field since he entered the league in 2013. As a second-round pick of the Jaguars, Cyprien has played in and started 60 out of a possible 64 games in four seasons.

In those games, he's earned a reputation as one of the best run-defending safeties in the league, and he was rewarded with a four-year, \$25 million contract in free agency this offseason with the Titans.

"This is a real good team," Cyprien said of the Titans. "We have good guys on the team. It's a real good organization. The coaches are leading us in the right direction, and we're ready to follow."

As recently as 2015, Cyprien's Jaguars finished ahead of the Titans

in the division. That 2015 Jaguars team won five games, compared to the Titans' three. But the momentum in the division has shifted since then. Cyprien has joined a team that came within one game of winning the division a year ago, and he expects to seal the deal in 2017.

A lot of the newfound hype the team faces has to do with the offensive personnel. There are the additions at wide receiver in Eric Decker and No. 5 overall pick Corey Davis, both of whom are expected to contribute from day one. They'll join Pro Bowl players DeMarco Murray, Delanie Walker and Taylor Lewan to form what should be an explosive offense, led by third-year quarterback Marcus Mariota.

But the Titans' defense has been somewhat overlooked compared to its offensive counterparts. The team's secondary, in particular, wasn't an area of strength last season, tied for second-worst in passing yards allowed per game. .

That's where Cyprien steps in. He's projected to slide in at strong safety, where he racked up 127 tackles, four pass breakups, a forced fumble recovery and a sack last season.

As far as the rest of his defense, Cyprien isn't worried about the lack of hype.

We're keeping Santa busy delivering fun perks! Look for different surprises throughout the month.

"We're not one to ask for attention," Cyprien said of his new defense. "At the end of the day, week one hasn't started yet. We'll take care of that when we line up against another team and make people talk about us."

###

NEW TITANS WR COREY DAVIS: 'I'M A CULTURE GUY'

**BY PAUL KUHARSKY
ESPN.COM
APRIL 28, 2017**

NASHVILLE, Tenn. -- Corey Davis wasn't at Tennessee Titans headquarters long for his pre-draft visit before he got a feeling about what's going on with the team.

"As soon as I got there, I could tell that they are all about culture," said Davis, the first receiver off the board when the Titans drafted him fifth overall. "And I'm a culture guy. I know it's going to be a great fit. I'm a culture guy."

Davis said the culture at Western Michigan was "blue collar, doing everything the right way and that's definitely how the Titans Up Nation does everything."

While his 6-foot-3, 209-pound frame is a bonus, the Titans are more concerned with precise route running, limited drops and a willingness to block.

"I feel like I am definitely dependable," Davis said. "I'm just going to do whatever I can and do whatever they need me to do."

The leader of Davis' new workplace, Marcus Mariota, just happens to be Davis' favorite NFL quarterback.

Davis will be the biggest, most athletic receiver with smarts Mariota has ever played with and should immediately be the Titans' most aggressive perimeter guy on offense.

"It's just his swagger," Davis said of Mariota. "He's an accurate quarterback, he's a great leader, he makes great decisions and he can use his legs. So he's a great quarterback."

He trained with Mike Williams and got to know John Ross a bit during the draft process. The three will

forever be linked after going fifth to Tennessee, seventh to the Chargers and ninth to the Bengals.

"I'm just very happy to be part of a great wideout class," Davis said. "I feel like it's one of the greatest."

###

**TITANS ROOKIE
RECEIVER COREY DAVIS
'AN IMPOSING FIGURE,'
COACH SAYS**

**BY JASON WOLF
THE TENNESSEAN
JUNE 14, 2017**

PAGE: 2C

Don't expect Corey Davis to let up now that the Titans are letting him go full bore.

"For the most part I won't pull myself out unless I really need to," Davis said after the Titans' rookie wide receiver, the fifth overall pick in the draft, practiced in full Tuesday for the first time since offseason ankle surgery. "I need the reps, and I need to get better."

Davis had been limited through the previous three weeks of organized team activities.

"We've been the ones that have monitored Corey Davis," Titans coach Mike Mularkey said after the first session of a three-day mandatory minicamp. "We've basically told him the plays we want him to be in. We know when there's a chance, where the ball's going to go. Now, we're leaving it up to him. What does he feel comfortable with his body and how much he can do? And from what I know, it looks like he did everything. That's a credit to him. He's been really wanting to get out on the field with his teammates, and I'm glad he's out here."

"He caught a lot of balls today. This is the most reps he's had since he's been here, and he was very productive today in a variety of routes. It was a good day for Corey Davis."

The 6-foot-3, 209-pound Davis, who set the all-time FBS career receiving record with 5,285 yards at Western Michigan, is expected to provide quarterback Marcus Mariota with a true No. 1 wide receiver and significantly upgrade a passing attack that ranked 25th in the NFL last year.

Davis caught a career-high 97 passes for 1,500 yards and 19 touchdowns last season, before joining Randy Moss as the only receivers from the MAC drafted in the first round.

"When you see Corey out there, you see an imposing figure," Titans wide receivers coach Frisman Jackson said. "He's a big dude that can run. You see why he went as high as he did. You see why he was such a highly touted guy coming into the draft, and he's got strong hands; he can run; he's competitive as heck."

"You watch him in meetings, he's competitive in the meetings, which for a young guy, young guys struggled to figure that part out about this game. But he's competitive in meetings, which is good to see. I like having him on the field. He's a difference maker and he should be able to make some plays for us this year."

Davis is part of a larger overhaul in the Titans' passing game – the team also used third-round draft picks on former Western Kentucky wide receiver Taywan Taylor and former Florida International tight end Jonnu Smith.

Davis said he notices a big difference between college and NFL.

"I do. That's one thing that you really notice, the speed of the game," Davis said. "Guys are bigger, obviously, but I'm getting there. Like I said, one day at a time."

In addition to his apparent size, strength and route-running ability, Davis showed the wherewithal to break up a possible interception Tuesday by knocking a pass to the ground.

"If I can't get it, no one will," he said, adding that it was great to compete without restrictions.

"Today was kind of the first day they really let me go full-go," Davis said. "It felt good. The team's

looking good. All these wideouts do a good job of helping me and making sure I'm staying on track, so I feel like the impression (I'm making) is good so far."

###

WR ERIC DECKER READY TO MAKE HIS MARK WITH TITANS

**BY JIM WYATT
TITANS ONLINE
JULY 28, 2017**

NASHVILLE, Tenn. – Eric Decker arrived to his first press conference in Nashville wearing a 615 hat.

Then reporters asked him for the 411 on his new team, the Titans.

What do you think of quarterback Marcus Mariota? How are you from a health standpoint? What do you think about the team's receiving corps? How good can the Titans be in 2017?

“(I am) very excited,” said Decker, signed by the Titans in June. “It was kind of a tough transition, getting released late in the offseason (by the Jets) in June, and then trying to figure out where my next home is going to be. I had about five teams I spoke to but Tennessee was the first to call and was really the most interested.

“Everything about it worked perfect for me.”

Decker is familiar with Nashville, and its 615 area code. He's had a home in the area for years, which “takes a lot of stress off.”

Now, he's getting more and more familiar with the Titans.

A third-round pick of the Denver Broncos in the 2010 NFL Draft, Decker has 385 career receptions for 5,253 receiving yards and 52 touchdowns in seven seasons. He has three 1,000-yard receiving seasons in his career, including a 1,288-yard season in 2013. He's also turned in 12 100-yard performances.

When the Jets released him, he opted to sign a one-year deal in Tennessee. Decker was limited to three games last season, placed on injured reserve on October 12 before undergoing hip and shoulder surgeries. Decker returned to the

team's offseason program, however, as a full participant. He said on Friday he's healthy, and ready to go.

“I feel great,” Decker said. “This is the best I've felt in quite some time. I had a few lingering injuries last year that unfortunately had to be taken care of. Being away from the game was hard ... (and) having to watch it from home and on crutches. But it kind of fueled my fire a little bit. I had a great offseason and got to spend time with my family but got some extended time to work physically and get in good shape.”

Decker was able to work with Mariota and some of the Titans away from the facility leading up to camp.

He said he's looking forward to being teammates with Mariota.

“I always knew he was a dynamic quarterback,” Decker said. “He can really throw and run and he had a successful college career. I thought he did really well as a young quarterback in the NFL to play and manage the way he did last year especially. I think he throws an unbelievable ball, and he has this attitude and demeanor about him that you can tell he is going to have a lot of success in this league. I am excited just to get more time with him. Throughout these next few weeks when we are in film study and on the football field I'll get learn a lot about him.”

Decker has a nice track record himself.

Since 2012, Decker's 43 receiving touchdowns rank fifth in the NFL and his 4,535 receiving yards rank 18th. His 33 red zone touchdown receptions are the second-highest total in the NFL over that time period. Between 2012 and 2015, Decker averaged 82 receptions for 1,085 yards and 10 touchdowns.

Decker joins a group that already includes veteran Rishard Matthews, who led the team in receptions and receiving yards last season. The Titans drafted Corey Davis with the fifth overall pick of the draft, and

also selected Taywan Taylor in the third round. Others, like Harry Douglas, Tajae Sharpe and Tre McBride also return, and will compete.

Decker spent his first four seasons with the Broncos before joining the Jets in 2014. Decker led the Jets with 74 receptions for 962 yards and five touchdowns in 2014. In 2015, Decker had 80 receptions for 1,027 yards and 12 touchdowns.

Decker said he likes the group in Tennessee, and he's looking forward to seeing where the season goes. He said he prides himself with being able to play a number of positions, “and I want to fit in and help any way I can.”

“I love the energy,” Decker said. “I just want to win some football games and I think this team has a lot of capability to do that.”

###

**TITANS LB KEVIN DODD
MAKES EMOTIONAL
RETURN TO FIELD**

**BY JIM WYATT
TITANSONLINE.COM
AUGUST 13, 2017**

NASHVILLE, Tenn. – It was an emotional return to the field on Saturday night for Titans linebacker Kevin Dodd.

Dodd, a second-round pick by the team in last year's draft, had been envisioning what playing again might feel like ever since he had a second procedure to repair a foot injury. During the past year he's questioned himself, while others doubted him.

When he walked on the field at MetLife Stadium in East Rutherford, N.J., before the team's game against the Jets, he got his answers.

"It's just football," Dodd said after the game. "But after coming out for warmups, it did feel a little emotional just to be back out there. It felt really special. When I first came out to warm up and get a feel of the stadium and the turf, I felt a little emotional. There were a lot of doubts in the offseason whether I would be where I am today."

Dodd played in 37 snaps, and he performed well.

The former Clemson star was around the football, and moved without any issues. He was credited with just one tackle, but he impacted a number of plays in the team's 7-3 loss to the Jets.

"It feels good to be back out there with my guys and not practicing and going up against someone else other than (teammate) Jack Conklin," Dodd said with a smile. "But it felt really good."

"We're still in camp, and I felt like we're still in camp. But by the time (the season) gets here, I'll be ready."

Titans coach Mike Mularkey said the team wanted to give Dodd a lot of playing time. Dodd played in just nine games last season, and he ended the year on Injured Reserve. He had a second surgery at the end of last year, which kept him out of the team's OTAs and minicamp during the offseason.

But he was back on the field for the start of training camp, and he was back on the field for the preseason opener.

"I'm sure it was (good for him)," Mularkey said. "Plus, his conditioning, he got a late start on conditioning. It's good to have the number of reps that he had. Nothing but good for him tonight to have all that experience and see where he's at conditioning wise."

###

**FULLBACK JALSTON
FOWLER APPRECIATED
IN TITANS BACKFIELD**

**BY JIM WYATT
TITANS ONLINE
FEBRUARY 21, 2017**

NASHVILLE, Tenn. — When NFL Network analyst Michael Robinson spent time with Titans running back DeMarco Murray recently, they had a conversation that brought a smile to Robinson's face.

Murray, who led the AFC in rushing with 1,287 yards in 2016, was raving about Jalston Fowler, his fullback with the Titans.

"It's funny," said Robinson, who played fullback for eight seasons with the 49ers and Seahawks. "DeMarco told me: 'Man, it feels good to have a fullback.' We talked about having a fullback, and how it helps.

"Fullbacks, we are really a position of service. We don't get a lot of 'Thank Yous.' So it was pretty cool."

Robinson, a Pro Bowler in 2011 who won a Super Bowl ring with the Seahawks in 2013, said he's been impressed with Fowler, the team's fourth-round pick out of Alabama in the 2015 NFL Draft.

Fowler was a Pro Bowl alternate in 2016 during a season when the Titans finished third in the NFL in rushing behind Murray and rookie Derrick Henry, who finished with 490 yards and five touchdowns.

"There's not a lot of teams that actually major in (the fullback), but look at the top of the league in rushing, and they have fullbacks," Robinson said during Super Bowl week in Houston. "(Fowler), he is really interesting. He plays with leverage, which not a lot of fullbacks understand that. But he is able to play with leverage and gets separation, and he is able to block a half of a body, which you have to be able to do in the zone run scheme. He does a great job of that, and I

think that is what separates him from some of the other fullbacks that are more just thumpers."

In 2016, Fowler played in all 16 games for the Titans for the second straight year.

In 32 career games, Fowler has just eight carries for 16 yards, and six catches for 58 yards. As a fullback, he does a lot of the dirty work, and he's also a key performer on special teams.

Robinson said Fowler is still improving, but he believes he can be a key cog on a team on the rise.

"It is one of those positions, where we are really moving guards," Robinson said of the fullback position. "We are asked sometimes to block d-tackles, block d-linemen. But I don't think people truly understand how much they are the eyes to the running back. A running back can blindly follow him and be able to at least puncture through the line of scrimmage.

"(Fowler) seems tough. There are some technique issues that I would have some suggestions with him on but he is definitely above average. And I love the way the Titans run the ball. I think they are one of the sleeper teams in the league. They play the brand of football that resonates through the fourth quarter of the season. And you may see them in the mix at some point in the future."

###

**TITANS RB DERRICK
HENRY READY FOR YEAR
2 IN NFL**

**BY JIM WYATT
TITANS ONLINE
JUNE 7, 2017**

NASHVILLE, Tenn. – This time last year, running back Derrick Henry was just settling into his new team, in Tennessee.

He'd been through a whirlwind year that included a Heisman Trophy honor, training for the NFL Combine, pre-draft visits and finally the NFL Draft, when the Titans selected him.

He's spent this offseason focused on training, and improving.

"I've just worked hard," Henry said on Tuesday. "I worked out Monday through Sunday, just making sure my body was in shape, running, making sure I was prepared when I got back. I focused on me getting better. Whatever I struggled at last year, I want to get better at that, and be a better player. I want to be better, that is the main goal, the main focus."

Henry created some sports talk radio chatter when he was absent the first two weeks of the team's voluntary offseason program.

Henry was back on campus at the University of Alabama, and head coach Mike Mularkey said earlier this offseason he didn't have problem with it, aside from a lack of communication. Henry acknowledged on Tuesday he could have handled things better. Henry was taking classes in Tuscaloosa, and he's closer to earning his degree, something he promised his family, including his late grandmother, he'd do.

The hulking back said he's also put on more muscle following a rookie season when he rushed for 490 yards on 110 carries for the Titans, with five touchdowns. Henry also caught 13 passes for 137 yards while

playing behind starting running back DeMarco Murray.

###

Henry said he's better off from a mental and physical standpoint this offseason. He's focused on improving as a pass blocker, and catching the football, among other things.

"I've had more focus, not a lot of distractions," Henry said of this offseason. "The draft process (last year), going here and going there. ... I was at school (this year) working out Monday through Sunday and making sure I am better."

Henry has taken part in all eight organized team activities, and has looked good.

Coaches have praised him, in fact.

"I think he has looked great," Mularkey said of Henry. "It is evident he has worked extremely hard. I saw a lot of videos of him working out at Alabama. I think he has looked very well, really good for this time of year."

Titans running backs coach Sylvester Croom said Henry impressed him the day he showed up for the offseason program.

"He looks great, is moving well and seems to be in very good shape for this time of the year," Croom said of Henry. "It's obvious he's been doing a whole lot of work in the time he's been away."

The Titans have two more OTAs this week, followed by a three-day minicamp next week.

The team begins training camp at the end of next month.

Henry said he's ready to tackle year two in the NFL.

"I feel like year one you are experiencing and learning," Henry said. "And in year two it is time to attack. You know everything, you went through the process and now it is time to go. Put your foot on the pedal and don't let up."

**DERRICK HENRY
LEARNED FROM ROOKIE
YEAR, READY FOR YEAR 2**

**BY JIM WYATT
TITANS ONLINE
AUGUST 1, 2017**

NASHVILLE, Tenn. – Derrick Henry was the face of Alabama football during his final year at the school.

The hulking running back won a Heisman Trophy, rushing for 2,219 yards and 28 touchdowns during the Crimson Tide's national championship season in 2015. Henry averaged 147.9 yards per game that year, on a whopping 395 carries.

So when he arrived in the NFL and took a back-up role with the Titans, it was naturally an adjustment.

Henry admitted as much after practice on Tuesday. But he said he learned from the experience in his first NFL season.

"It was different, coming off the year that I had in college, coming in and being the second guy," Henry said. "But it was a growth year, an experience year, and it helped me learn a lot and prepared me this year to get better."

Heading into Year Two, Henry is ready to help any way he can in an offense that still has the NFL's third-leading rusher from a year ago in veteran back DeMarco Murray, and plenty of new weapons at the receiver position.

"I am just trying to get better, and help the team," Henry said. "Even when I am not the starter, I feel like the starter. You go out here in training camp and try and make plays.

"(My mindset) is to be better than last year in all aspects of my game. I was training, working out hard (this offseason). I just want to try and do everything I can do to be

better than I was last year, from running to catching to blocking."

Henry said he's also put on more muscle following a rookie season when he rushed for 490 yards on 110 carries for the Titans, with five touchdowns. Henry also caught 13 passes for 137 yards while playing behind Murray.

Titans coach Mike Mularkey said Henry has looked faster, and Henry said he's better off from a mental and physical standpoint heading into the season. He said he's a little heavier than he was a year ago, but said he feels great.

He's been impressive in camp. Henry got a lot of work with the first team on Tuesday, as the Titans eased Murray's workload for the day.

"He's a good player, he's a very good player," Mularkey said of Henry. "He came back in tremendous shape.

"I think the familiarity of the offense from this time last year to this time this year, there's not a lot of thinking. The blocking schemes, and having the same guys blocking for him, there's a lot of (reasons) why he's further ahead than he was last year at this time."

Mularkey has said on numerous occasions Murray will continue to be the workhorse back after rushing for 1,287 yards on 293 carries in 2016. But Henry will get opportunities, Mularkey said.

"I think he knows his role here," Mularkey said of Henry. "He knows we want to get him the football when we can, he understands his role. That's why he practices the way he practices, that's why he meets the way he meets. He gets it, he's a team player. If you don't practice like you're a starter you're going to have a problem when you line up on Sunday, whether it's starting a game, or coming in on a game, you better practice like you're a starter."

Teammates have been impressed with Henry as well.

"Derrick is a great player," center Ben Jones said. "He works extremely hard, and everybody sees it. He is always training, he is always pushing. When he steps in the huddle, you don't look at him as a young guy. You want to block for him, and he can do the same thing DeMarco can do with the ball. They are both special, they both do different things, but we are happy to have him.

"He could be a No.1 on most teams, and he will be the No.1 one day."

For now, Henry plans to keep working hard.

He'll be ready when his time comes.

He feels like a different player than he did this time last year.

"I know I feel a lot better than last year," Henry said. "When you are rookie, you are trying to get acclimated, and trying to learn everything and get more experience. This year I feel a whole lot better, second year. So I know the offense pretty well and I'm trying to get better every day."

###

**THOMAS: BELLEVILLE
ROOTS PROPEL JACKSON
TO NFL**

**BY JIM THOMAS
ST. LOUIS POST-DISPATCH
AUGUST 21, 2017**

NASHVILLE, TENN. • Whatever's the opposite of late bloomer — instant bloomer? — well, that would be young Adoree' Jackson.

Jackson thinks he was about 10 years old when he went to tryouts for his first little league football team in Belleville. All the youngsters went through drills that day, after which a draft was held to fill out the rosters for three teams.

"One of the coaches knew I was good, but they picked last," Jackson recalled. "So he was like, 'Just play bad and we'll pick you up.'"

That's right, the coach wanted Jackson to sandbag his drills. But Jackson couldn't do it — he ended up as the No. 1 overall pick, going to the Little Knights.

"That's when I figured I could do something good at this," Jackson said last Thursday at Tennessee Titans training camp.

For his father, Christopher, the revelation came just a little later, when Adoree' scored a long touchdown on the first day of practice. His son's first loves were basketball and track, but Christopher nudged him over to football.

"I just wanted to see what he could do with the speed that he had," Christopher Jackson said. "And the speed he had took him a long way."

All the way to star status in football (and track) at the University of Southern California, and then first-round NFL draft status last April by the Titans.

"It's certainly there," Titans coach Mike Mularkey said, when asked if Jackson was as athletic as advertised. "You see that every day

he comes out here. The speed, the quickness.

"He's got a little bit of a swagger, which at that position, I kinda like. It's not one that's a distraction; it's a confidence that I like about him."

Jackson will play cornerback and return kicks in the NFL. Who knows, eventually he may play some offense, too, which he did at USC.

Born in East St. Louis, Jackson spent his freshman year at Belleville East High, then moved to the Los Angeles area to live with older sister Lekisch Williams. There were many factors behind the move, all related to sports.

For one, Jackson said Belleville East wanted him to switch to quarterback, a move he didn't want to make. The warm weather in Southern California meant he could concentrate year-round on track — with the long jump his specialty.

Most of all, he wondered if he would get noticed by colleges after seeing a friend ignored in the recruiting process.

His one year at Belleville East was interesting, to say the least.

"Football went all right," Jackson said. "I didn't come out till late, so they had me on freshman team. I played like four games, I averaged like three touchdowns a game."

But a broken thumb ended that season early.

Basketball and track went better, although as was the case with football, Jackson spent the year on the freshman basketball team.

"He finished second in the state in the long jump his freshman year, and he was an unbelievable basketball player as well," said Jeff Creek, now Belleville East's varsity hoops coach, but then coach of the freshman squad.

"He played freshman basketball the whole year, which I'm still shocked

(about) because he was leaps and bounds better than everybody else. He was an ultra-quick point guard and he actually got up and dunked it a couple times in games."

At 5-foot-7.

Obviously, dozens of St. Louis area high school athletes receive scholarships to Division I schools every year in football, basketball, track, whatever. So it's hard to think Jackson would have been overlooked by recruiters had he stayed at Belleville East. Then again, it's hard to argue with the results after the move to the West Coast.

"He's never gonna look back with any kind of regrets because it basically worked out as best as it could," Creek said. "You just don't see talent like that very often. He stood out, and you knew he was gonna do something special."

"I went to Belleville East, and I've been around this area for probably the last 25 years, and we haven't had an athlete like him coming out of Belleville East. I think he's one of the best, if not the best athlete that's ever come out of here."

Jackson starred at Serra High School in Gardena, Calif., a school that includes current NFL players Robert Woods (Rams), Marqise Lee (Jaguars) and Paul Richardson (Seahawks) among its alums.

He starred at USC, where he was the Thorpe Award winner last season as the nation's top defensive back, and tied the NCAA career record for most touchdowns on kick returns (punts and kickoffs) with eight. In track, he was a two-time Pacific-12 Conference champion in the long jump, placing 10th at the U.S. Olympic trials.

The early signs are that the NFL won't be too big of an adjustment, either. Due in part to the surprisingly strong training camp by LeShaun Sims at cornerback, Jackson has yet to crack the starting lineup on defense.

He's getting reps with the second team both at corner and nickel back. But he displays his ballhawking skills continually in practice — he had an interception Thursday in a joint practice against the Carolina Panthers.

He will contribute in the return game right away. He gave Titans fans a glimpse of what to expect with a 63-yard punt return for a score in Saturday's preseason game with Carolina. Alas, the play was called back on a penalty.

Even with all his potential, Jackson was considered a little raw by NFL cornerback standards — coming out a year early. But it seems to be only a matter of time before he's starting.

"I think he's been very productive," Mularkey said. "He's learning a lot. He's getting a lot of reps. He's seeing a lot. ... He's getting a lot of experience, which is good for him."

Jackson grew up a Rams fan, owning Kurt Warner and Marshall Faulk jerseys as a kid. He was disappointed when the Rams left St. Louis and has told his father had the team stayed maybe he could've played for his hometown team. As it is, Nashville's only about a four-hour drive from home.

Without the Rams, some fans in the St. Louis area have adopted the Titans, including a growing legion on the East Side who have been ordering Jackson's No. 25 jersey.

"That's good," Jackson said. "I'm gonna have to recruit everybody up there I know from church, from East St. Louis, the whole 618."

And maybe some in the 314.

###

**ADOREE' JACKSON'S
WORLD-CLASS LEAPING
ABILITY STARTED WITH
A FISHER-PRICE HOOP**

**BY PAUL KUHARSKY
ESPN.COM
APRIL 29, 2017**

NASHVILLE, Tenn. -- Adoree' Jackson may be 5-foot-10 and 186 pounds, but he also may be the draft's best defensive back when it comes to going up and getting the ball.

He credits his older siblings -- Christopher, who's seven years older, and his sister Lekisch, who's 14 years his senior.

"I always played with them, so just competing, that's what helped me out a lot," Adoree' Jackson said. "Just being competitive and not playing with kids my age. I was always acrobatic, I would always try to dunk the ball when I was a little kid on a Fisher-Price goal.

"I would put the goal up high enough when I was outside and try to dunk the ball. I just think those were the things that translated in being able to high-point the ball and getting up high."

The best cornerback to play for the franchise in the Titans era, Samari Rolle, loves Jackson as a defensive back.

"He's a world-class athlete with his track background and he has amazing ball skills," Rolle said on my radio show, The Midday 180. "His ball skills are like second to none. He high-points the ball and he can play the ball in the air."

Rolle said Jackson needs polish and work on his technique since he could often rely solely on his athleticism to make plays at USC.

As an 8-year-old, Jackson darted around closed gates to cross in front of an approaching train because thought he might be late getting home -- a story he told the L.A. Times in 2015.

"I've got some of that speed still, and judgment's still wise," Jackson said, grinning. "That was a smart decision then and I think it's still a smart decision now. I'm 21 now, so [my parents] just found out. They didn't say much, they just said they didn't know about that."

It sounded as if being late was a worse fate than getting hit by the train.

Did he get home on time?

"I'm here now," he said to a big round of laughter.

###

TITANS ROOKIE ADOREE' JACKSON CAN DO THINGS MOST PLAYERS CAN'T

BY JOE REXRODE
THE TENNESSEAN
AUGUST 8, 2017

If we were taking a crowd “Oooooooh” count from the start of Titans camp, rookie cornerback Adoree' Jackson would be in the lead right now. Only because when Derrick Henry tears through the defense like Bo Jackson in Tecmo Bowl, the sound is more like “Ohhhhhhhh.”

The prevailing question with eight camp practices down and the preseason opener coming up Saturday at the Jets is how much “Oooooooh” Jackson is going to produce when the football counts. As a returner, I have no question he'll have his moments. He'll return punts and we'll wait and see on kickoffs – the Titans may prefer to split that up and can do so more easily if Eric Weems makes the roster to bolster special teams. But honestly, I'd be very tempted to have Jackson, the No. 18 overall pick out of USC, return everything he can possibly return this season. And it may be that he has the time and energy available, if he doesn't end up a defensive starter.

Second-year corner LeShaun Sims has taken every rep in team drills as the starter opposite Logan Ryan, that's how the first depth chart read Monday, and that's not just a way to motivate the rookie. Sims has earned it, rewarded by coaches for being one of the three top workers on the team in the offseason, and he looks the part out there. He said Monday there's a “world of difference” from last year to now in terms of his understanding of Dick LeBeau's defense. If it's Sims with Ryan on the outside in that Sept. 10 opener against the Oakland Raiders, you're going to see two corners who play physical and smart, who battle, who bring reliable run support and who upgrade the Titans from what they were last season.

You're also going to see two corners who can't do some of the things the 5-foot-11 Jackson can do. Because very few people can do some of the things Jackson can do.

“He's probably one of the better athletes in the NFL already,” Titans secondary coach Deshea Townsend said last week of a guy who had 15 touchdowns at USC – four on punt returns, four on kick returns and one on an interception – and was an All-America long jumper who placed 10th in the U.S. Olympic trials.

Monday night delivered the latest example of Jackson's potential as a defensive playmaker. First he messed up, stumbled and got beat by Mekale McKay in one-on-one drills. Then Townsend sent him right back into the mix, and he lined up against former Vanderbilt wideout Jonathan Krause. Marcus Mariota was the passer on this rep, and he put up a deep ball that was on target. It was going to hit Krause in stride and Jackson was going to be toasted on both sides in a matter of seconds. Except Jackson turned on those burners, turned his head, found the ball, leaped and grabbed it out of the air.

“Oooooooh.”

“I was wondering if he was going to get his head around on the go route and he just snapped it,” Titans coach Mike Mularkey said of the play. “Right when the ball came in, snatched the ball out of the air. It was a great play. That's the second time he's done that. He's doing some things we haven't really been consistently doing around here since I've been here.”

The ability to turn and locate the ball in the air while maintaining acceleration, in particular, is something that is more difficult than it looks and less common in the NFL than you might think. But this was a one-on-one drill, a moment of isolation with no thinking required. To make plays like that in games, Jackson has to be reliable enough to be on the field. He has bigger receivers to battle, run support to provide and that LeBeau system to

master. The results have been mixed there. That's no big surprise, and Sims' consistency is a positive at a position that needs as much quality depth as it can get. But the Titans need Jackson to make strides in the weeks ahead. They're also exploring his suitability in the slot, where his attributes certainly help.

“His athletic ability will be one of his strengths being in there,” Mularkey said. “His quickness — he's a good player.”

Other than Marcus Mariota, he's my No. 1 player to watch Saturday in the first preseason game. The more “A-ha” moments for Jackson in the next few weeks (and I'm not talking Norwegian bands from the 1980s), the more “Oooooooh” moments in the fall. Right now his concern level on repping primarily with the second-team defense can best be described as: “Eh.”

“I don't look at depth charts,” Jackson said. “I understand that when you get your opportunity you have to make the most of it. I remember coming in to USC all like sixth string, end up working my way to third string and then getting a starting spot I think like the fourth game of the season. So it's all about, whenever the coach calls your name, go play.”

###

**TITANS SAW
IMPROVEMENT IN DL
AUSTIN JOHNSON IN
ROOKIE SEASON**

**BY JIM WYATT
TITANS ONLINE
FEBRUARY 22, 2017**

NASHVILLE, Tenn. — Austin Johnson learned patience in college, and the experience helped him during his first NFL season.

The defensive lineman hopes to follow a similar path to success with the Titans.

“As the season went on, I feel like I got better in the defense,” said Johnson, a second-round pick by the Titans in the 2016 draft, out of Penn State. “I am definitely better from a technique standpoint. And being around some of the veterans, it was eye opening, just listening to them and learning what to expect.

“I know I have to keep getting better, so it’s just continuing to build.”

Selected 43rd overall in the draft, Johnson was inactive for six of the team’s first nine games. But he ended on a high note, playing in the final seven games, when he made some plays. Johnson finished with 15 tackles, a half sack and a quarterback pressure during his rookie season.

Titans defensive coordinator Dick LeBeau said the experience helped him.

“(His improvement) has been constant and steady, and I think it accelerated the last few games,” LeBeau said at season’s end. “I have talked a lot about the experience factor at this level, getting NFL snaps and playing experience and that’s helped him grow.

“You can talk and show and teach, but until they get on the field and experience NFL competition, that will bring their career along the quickest.”

At the end of the season, Johnson talked about paying his dues at Penn State before he broke through, and had big success. Johnson racked up 78 tackles and 6.5 sacks in his final season at Penn State. He also had a 71-yard fumble return for a touchdown that year.

He has high hopes for his future in Tennessee. As a reserve nose tackle at Indianapolis, Johnson teamed with linebacker Derrick Morgan to sack Colts quarterback Andrew Luck. Johnson totaled a career-best four tackles in the team’s win at Kansas City late in the season.

“At Penn State I had a redshirt year, so I sat out for a year behind a good group of guys,” he said. “It took a little time, and it was a process, and I redshirted and then my redshirt freshman year I rotated in, played a lot of snaps and made some plays. And I was constantly building. My sophomore year I got even better, and redshirt junior year I kind of took off.

“So (the NFL) is another process. I am definitely better (from when I first arrived), and I just have to get better in the defense, and being able to play in it.”

###

HOW TRAGEDY INSPIRED TITANS CENTER BEN JONES TO GIVE BACK

**BY JIM WYATT
TITANS ONLINE
APRIL 5, 2017**

NASHVILLE, Tenn. – Ben Jones was just 10 years old when he received news that would change his life forever – his father had been killed in a freak helicopter crash not far from home.

A forester, Steve Jones was aboard a helicopter inspecting timber for insect damage when his aircraft went down. The crash killed Jones and the pilot.

In the wake of the tragedy, friends in the Brent, Ala., community rallied behind Jones and his family. His mother became “the rock.” And the experience made a lasting impact on Jones, a five-year NFL veteran who is set to begin his second season as the starting center with the Tennessee Titans.

“During the tough times, our family made something of it,” Jones said. “My dad’s death was one of those accidents you never prepare for, but my mom was strong and a lot of kids benefited from it. It opened our eyes as a family. It’s not about us, it’s about helping others and giving other kids an opportunity.”

Jones is ready to give back to the Nashville community – and the Ronald McDonald House – by hosting the first annual Ben Jones Celebrity Clay Shoot on May 12 at the Nashville Gun Club. Spots still remain for those 18 years or older, including a number of team slots.

Roughly 20-25 Titans are scheduled to take part in the event, hosted by Jones and his wife, Alex. The event will directly benefit families staying at the Ronald McDonald House in Nashville by helping fund a kitchen remodeling project. For more information, or to make a donation, visit www.BenJonesclayshoot.com.

Jones said family and other friends have benefited from the Ronald McDonald House in the past.

“It is close to my heart,” Jones said. “And it’s close to the heart of my family and everyone I know who has benefited from it.”

Jones, who played four seasons with the Texans before joining the Titans prior to last season, started all 16 games in Tennessee in 2016. He’s played in 80 games, with 59 starts, in five seasons.

Jones said his childhood – he also fractured his skull when he was 10 when he was hit by a baseball bat and he lost a friend in a four-wheeler accident – helped shape him as an adult. Jones grew up in Brent, Ala., and played college football at Georgia.

“My dad was my little league coach growing up and when he passed, my mom and her father pretty much took over little league sports,” Jones said. “She coached baseball, basketball and would drive me 45 minutes to wrestling practice every day. She did everything sports and academics. She was our rock, and I’ll never forget that.”

“Also, when my father passed away when I was 10, they started a foundation or fund to help benefit kids in youth sports and if anyone wasn’t able to pay for their sports or didn’t have a ride, our family would step up and help those kids financially so they could still play sports,” Jones continued. “A lot of families in our hometown were single parents and we’d give them a ride in my mom’s SUV or my granddaddy or uncle would give them a ride -- our whole team would be kids that needed a ride. I guess they weren’t our friends starting out, but we were close afterward.”

“You learn from experiences like that and it makes you want to help when you get a chance.”

###

**NEW LINEMAN DENNIS
KELLY A GOOD FIT,
TITANS SAY**

**BY JOHN GLENNON
THE TENNESSEAN
AUGUST 17, 2016**

PAGE: 2C

In acquiring 6-8, 321-pound lineman Dennis Kelly from Philadelphia in the Dorial Green-Beckham trade, the Titans hope they've found an offensive lineman who will be a natural fit for new offensive line coach Russ Grimm's power system.

"I felt good about him when we discussed making this (trade)," Titans coach Mike Mularkey said. "I watched tape of him. I felt good about watching him play, his style. I thought he would fit with what we do."

Kelly started just two of the 15 games he played in for Philadelphia last season, but he still saw a solid amount of playing time. Per Pro Football Outsiders, Kelly got 453 snaps in 2015, the sixth-highest total of any Eagles lineman.

In the Eagles' first preseason game against Tampa Bay, Kelly saw 36 snaps, the fourth-highest total of any Philadelphia offensive lineman.

He's started 15 of the 30 NFL games he's played in, 10 of them coming in his rookie season of 2012.

"He's played, started games, he was in in the second series against Tampa and played a good portion of the first half," Mularkey said. "I liked what he did there. Again, he's very similar, in versatility (to injured Byron Bell and Josue Matias).

"(But) if somebody better comes across the waiver wire, we're going to go snag him if we can. We're going to try to improve this roster every day."

The Titans will likely start Kelly out at left tackle, but he can play a

variety of different spots, which is important for the Titans because they don't have much experience at left guard either.

Dennis Kelly of the Philadelphia Eagles was traded

"I just think based on his skill set, he's big, smart and tough and he's versatile," Titans general manager Jon Robinson said. "He's played a lot of positions, so he'll be a nice added mix to that group for us.

"(The trade) was really just value based. Dennis was a guy we thought could help our football team, would make us a more competitive position up there."

Kelly's brother, Tim, was offensive quality control coach in Houston, where he coached current Titans center Ben Jones.

"I've already talked to (Kelly)," Jones said. "We're always excited to get another offensive lineman in the room who has some playing experience. It's always good to have more guys who've played some snaps."

###

JOSH KLINE PROVING TO BE NICE ADDITION TO O-LINE

**BY JIM WYATT
TITANS ONLINE
OCTOBER 12, 2016**

NASHVILLE, Tenn. –When the Titans claimed offensive lineman Josh Kline off waivers the week before the regular season opener, he was viewed by many as an insurance policy.

When starting right guard Chance Warmack suffered an injury in Week 2, the Titans immediately cashed in. Kline was thrown into the mix a week later, and he's started ever since.

"He's fit right in," Titans coach Mike Mularkey said of Kline. "He's smart, he's tough, and he understands what we're trying to do. You know, he doesn't say a whole lot, he's a quiet guy, but he's playing our style."

Kline is part of an offensive line that's ranked No.1 in the NFL by Pro Football Focus. The Titans are currently ranked second in the NFL in rushing offense through five games, averaging 148.6 yards per game on the ground. Quarterback Marcus Mariota has been sacked just five times, and only twice since Kline has been in the starting lineup.

Mularkey indicated when Warmack tore a tendon in his finger – and had surgery – that he probably wouldn't return again this season. The team placed Warmack on Injured Reserve last month.

The team certainly seems very satisfied with Kline (6-3, 300), who played in 14 games for the New England Patriots last season, including 13 starts – seven at right guard and six at left guard. Kline also started at left guard for both of the team's playoff contests.

"He's played extremely well," Mularkey said. "He has had a tough duty, especially (vs Miami). There were some plays — we had some

double teams in that game -- that you can't draw them up and script them any better than they doubled these guys out of there. He had a lot of pressure on him to perform, and he performed really well against that front.

"He started some big games in New England. You just have to say they wouldn't have put him in there if they hadn't had the trust that you need to have in a guy in big games. He's really done everything we've hoped he would do. I mean, it was a very good pick up."

Kline, originally signed by the Patriots as an undrafted free agent in 2013, played in 33 games over the previous three seasons in New England, with 18 starts.

He said on Monday he likes the environment in Tennessee, where he's developing chemistry with the guys who line up next to him -- center Ben Jones and right tackle Jack Conklin -- in addition to left guard Quinton Spain and left tackle Taylor Lewan.

"(Before I only knew them) on paper, not personally," Kline said of his fellow offensive linemen. "But I've come to know them and they are great guys. We have a great room and a great coach, and we just have to keep working on things as an offensive line and keep getting better and just go from there."

This week, the Titans face the Browns, who sacked Mariota seven times in a game last season. The Titans lost that game, 28-14.

While Kline brought with him valuable experience when he joined the team (he played in four playoff games with the Patriots), he downplayed how much influence he might have on his new teammates.

He made it very clear he's just ready to do his part.

"I think they already had the pieces here, and we just needed to execute and do the little things right," Kline said. "Last Sunday shows what we could do.

"I am just trying to do everything I can to help out the team. I still have a lot of work to do, a lot of stuff I need to work on personally to try and get better every day. I think we've played well as a team, and now we are just worrying about Cleveland this week at home."

###

**TITANS' TOUGHEST OF
TOUGH GUYS — KARL
KLUG — JUST TRYING TO
KEEP UP WITH TWIN
BROTHER**

**BY JOE REXRODE
THE TENNESSEAN
AUGUST 9, 2017**

PAGE 1C

Karl Klug might be the toughest Titan. He might not be the toughest 29-year-old man with the last name of Klug living in Nashville.

If Karl's identical twin, Kevin, was going to engage his brother in a scrap or wrestling match, he'd have to build into a rage first. Kevin always gave up at least 10 pounds to Karl, and at one point in their lives it was about 60.

"I had to get angry to have any chance against him, just like he's got to get angry to compete against guys in the NFL who are 40 pounds heavier than him," Kevin said of Karl. "You get angry, or you get worked."

Karl agrees with that outlook — "You kind of have to flip a switch to play in this league," he said — and that's no surprise considering these are twins who talk about four times a day and are said in the family to have their own language. "Grind" is an English-language word they both use a lot.

In the past few months, Kevin has seen his young business, Klug Fitness, grow quickly. He'll bring a full-size van with a gym in it to you. Also in the past few months, Karl has obliterated the expectations of doctors and put himself in position to help the Titans defensive line in the Sept. 10 opener against Oakland.

The original timeline, after Karl tore his left Achilles tendon in a Dec. 19 win at Kansas City, had him in street clothes and weeks away from returning at the start of the 2017 season. But the 6-foot-3, 278-pound defensive lineman was out there

running at the start of his seventh training camp, a full two months earlier than that was supposed to happen.

So add it to the legend of the man who gets an appreciative "Kluuuuuuug" from fans when he makes a play. And understand that his return to the field this season is more than a nice story. It's crucial for a defensive line and a team that draw from his relentlessness.

Coach Mike Mularkey said Karl was an "animal" during his offseason rehabilitation, which included the use of painful blood-flow restriction therapy to stimulate the muscles around the tendon. He was a top candidate for toughest guy in a locker room full of tough guys before this injury, but now it's almost silly to consider anyone else. He's certainly the only guy in the room who still uses a flip phone.

"It's Klug," fellow defensive lineman Angelo Blackson said. "Klug's Klug."

"One of the hardest-working and toughest guys we have," Titans defensive line coach Nick Eason said of Karl, who was slowly increasing his reps before a left ankle twist that may keep him out of Saturday's preseason opener at the New York Jets. "If you want to go down a dark alley, you want to go down a dark alley with that guy. You look at him over there with his kids and his wife, he's a family guy. But at the end of the day, he really represents what it means to be a Titan. What it means to be a football player."

Karl and his wife, Stacy, have three children ages 4 and younger, and when he reunites with them for a few minutes after a training camp practice, he's a happy-go-lucky father. His on-field alter ego has far exceeded expectations to provide for them. Even with Karl rehabbing an injury that can permanently hinder an athlete's mobility, the Titans signed him to a two-year, \$5 million deal in the offseason.

Before the injury cost him the final two games of the 2016 season, Karl

had seen action in 94 straight games, starting with his rookie season of 2011 after the Titans took him in the fifth round out of Iowa. He has played through nagging injuries, as he did at Iowa — a herniated disc and torn ligaments in a big toe, to name two that actually got reported.

"The dude never complains," Kevin said of his brother. "He'll just ride out an injury until he can't walk anymore."

Quiet tolerance is a family tradition. When the twins were in middle school in their hometown of Caledonia, Minn., Kevin suffered from a condition that caused him to throw up after meals and choke on his own saliva at night. He and Karl were the only two who knew about the vomiting for a year and a half, which delayed the eventual diagnosis of achalasia — a condition that restricts the esophagus — and surgery to correct it.

"That was quite an ordeal, and it went way too long," said their mother, Mary. "We kept taking Kevin to the doctor but they treated him for asthma until he told us (about the vomiting)."

Kevin was about 60 pounds lighter than Karl after his surgery, and he never caught up. Karl got a full ride to Iowa and had to prove himself there as a 207-pound freshman defensive end. Kevin got a partial scholarship at Minnesota State University, Mankato, and played linebacker.

To this day, Karl gives the family toughness nod to Kevin. Their parents, who grew up on neighboring farms in Caledonia, instilled it.

"Grinding is all we knew," Karl said, and they still work out together with that word as a guide, though in the past several months Karl has had to stick exclusively with the Titans medical staff.

That work has further enhanced the Klug name in the Titans locker room, but that wasn't the point of it.

The Titans need Karl and the energy that has created 20 career sacks and so much disruption beyond that number. His comeback is ahead of schedule but it isn't complete yet.

"I've heard some people say, 'Oh, you'll never be the same,'" Karl said. "Well, I don't know. We're still going to find out, you know?"

###

HOW TAYLOR LEWAN TURNED THINGS AROUND (SPOILER: IT WAS A GIRL)

*BY PAUL KUHARSKY
PAULKUHARSKY.COM
JULY 31, 2017*

Taylor Lewan came into the league as a gifted athlete with virtually all the qualities an NFL team seeks in a left tackle.

Except for a tendency to do some dumb stuff -- the sort that left fans with their hands on their heads and prompted Mike Mularkey to strip him of a captaincy during his second season playing in the league.

It left a lasting impression that did not help him even as he matured a great deal in his third year. He was flagged for a crucial, costly penalty late in a Week 3 loss to Oakland, when he launched himself into a pile to help receiver Tajae Sharpe and got an unnecessary roughness penalty that stalled what looked like it would be a late, game-tying drive. In Week 10, he was tossed out of the win over Green Bay early on for making contact with an official.

Even with the two gaffes, he emerged as a key, dependable piece of an offensive line that did very well protecting Marcus Mariota and blocking for DeMarco Murray and Derrick Henry.

Mularkey's faith played a big role, as did the first year with Pro Football Hall of Famer Russ Grimm working as Tennessee's offensive line coach.

The top settling force, however, was Lewan's fiancée, Taylin Gallacher. The couple's daughter, Wynne, turns four weeks old Wednesday.

Gallacher sounds like a psychiatrist. She is not one, though she says a lot of people get the same vibe from her. Still, she clearly saw the issues that were holding Lewan back, both at work and at home, and she called him on them.

"Honestly, how it started is, he wanted to win me over as the girl in his life, and I was not having any of that," she said after a recent training camp practice, her baby wrapped snugly to her and sound asleep. "I was like, 'I will be your friend.' Because of the song and dance. I didn't trust it, he was giving me a show and I didn't care for the show. He puts on the best kind of show. Now I appreciate the show.

"He was so willing and able, he saw the direction his life was going, he just didn't have the tools. And that's from where he came from, it's how we all are, it's where we came from. As soon as he got the tools, he just took it and ran. He's still running and he's still growing. Having a daughter, she's kind of taken over the next little bit of his growth here. Things plateau. I think it took six months to get those things ingrained in him, who he wanted to be and what he wanted to be and things just took off.

"I was so proud of him."

It wasn't an easy climb, and it's the kind of thing plenty of us might hear and see to be true but fail to act on effectively.

After one of his worst games in 2016, when Texans linebacker Whitney Mercilus had a big game against him as he recorded 3.5 sacks. The Texans took down Zach Mettenberger, a good friend of Lewan's, a total of seven times.

He did well taking ownership of it.

"I definitely played one of the worst games I ever played in my life," he said after the loss.

But the week went badly from there.

A day later I posted this on Instagram.

Lewan didn't like it and made a rare player appearance in the pressroom at team headquarters, showing it to me on his phone and asking what it was. (I said it was Mercilus beating him, in what he had already called

one of the worst games of his life and one his coach, Ken Whisenhunt, had also been critical of Shockingly, this did not placate him.))

A day later, Whisenhunt was fired. And before Mike Mularkey coached his first game as the interim head of the Titans, he stripped Lewan's captaincy and gave it to veteran running back Dexter McCluster.

Publicly, Lewan said the right things. But for a proud guy coming off a terrible game, it had to have been embarrassing.

He and I got past it that encounter in time, largely because he was getting better and noticing that I was talking note along with everyone else.

When he got the late hit penalty against the Raiders last year, he joked with me that the reaction I asked him to have instead would have necessitated teleporting powers.

This week he joked with a young duo of reporters who do podcasts about the Titans that one of them once said that players are either born Pro Bowlers or not, and that Lewan was not.

He played in last year's game for the AFC with Joe Thomas and Andrew Whitworth.

With free-agent center Ben Jones taking on the leadership role on the line in 2017, Lewan could do as much or as little as he felt comfortable with in that regard. With Grimm, Lewan and the rest of the line didn't feel nearly as robotic as Whisenhunt's disaster of a line coach. Bob Bostad, had them feeling.

And at home, he found some magic.

"He was so willing and able to change," Gallacher said. "Last year the way his career was going wasn't where he wanted to be.

"When we first met, I never saw Taylor as a football player. I'm from Canada. So it didn't impress me, he never had that allure to me. It was

always a song and dance. I was like, 'If you want to be seen for this confident person that you are hiding under, then you've got to be and it you've got to own it. And that's not just for football, that starts off the field.

"And that starts with you being the human being you want to be perceived as by other people. And once you become that it will follow you onto the field."

Lewan is grateful for Gallacher and the way she helped him figure himself out.

"She has done more for me than I could ever ask someone to do," he said.

Gallacher gives her beau a ton of credit for the work he's put in.

"Being judged for who you pretend to be and not who you are is a lot easier," she said. "There is a little more reality to the song and dance now."

###

**TITANS LINEMEN JACK
CONKLIN, TAYLOR
LEWAN PROTECT BABY
DAUGHTERS, MARCUS
MARIOTA**

**BY JOE REXRODE
THE TENNESSEAN
AUGUST 5, 2017**

“Taylor Lewan quits football, joins motorcycle gang,” would have been more plausible as a future headline one year ago than “Taylor Lewan makes Pro Bowl.”

But Lewan was dropping clues in that 2016 camp, entering his third NFL season as a talented and recklessly unpredictable left tackle for the Tennessee Titans. He was in great shape. He was acting like a leader. And he was talking about a woman who had changed his life.

Now he’s talking about two. And he’s exchanging baby burping techniques with the All-Pro tackle on the other side, Jack Conklin.

“Jack’s three months ahead of me and I won’t lie, he’s really helped me out,” said Lewan, demonstrating a technique with the baby leaning forward and a hand on her belly that has worked with his 1-month-old daughter, Wynne Rebel Lewan. “Burping is my least favorite thing, but if you don’t do it, you’ve got issues. I do this and I motor her legs, get her farting up a storm. It’s a game changer, man.”

These two players reside at the core of the Titans’ turnaround, they are unlikely best buds, and now the primary professional duty they share — protection, of quarterback Marcus Mariota — is a primary instinct at home. Conklin and Lewan plunging into fatherhood won’t necessarily get the Titans closer to their lofty goals, but it does make for some good stories and maturing tackles.

One of them needed it more than the other.

“Day and night from last year to now — oh, for sure,” Taylin

Gallacher, Wynne’s mom and Lewan’s fiancée, said of his transformation since they started dating seriously last summer. “I mean, as much as everyone kind of pumps him up in the media about how he’s changed on the field, it started off the field. As I think everything kind of does. Being the man he wanted to be. He didn’t like the direction his career was going or the direction his life was going.”

Now it’s going to the Pro Bowl, maybe some day the Super Bowl, possibly even Bed Bath & Beyond if there’s time. The domestic life has captured Lewan, agreed with him and helped make him a Titans cornerstone.

“I never thought I’d be 26 years old and have a kid, and be with someone I knew I’d spend the rest of my life with,” he said. “Those two are the best things that have ever happened to me. Without them, I don’t think I would have had much more time here in Nashville.”

Conklin and his fiancée, Michigan State sweetheart Caitlyn Riley, are still pretty new here. They found out they were going to be parents last August, shortly before the start of his rookie season. The March 27 arrival of Riley Caroline Conklin was an event Conklin has been talking about since he and his fiancée started dating seriously as college sophomores.

Their daughter is the start of a plan — four children, the third adopted so they can provide a good life to a child who may not have had one otherwise. That child is intended to be third so he or she does not feel like an afterthought. Of course, if Conklin had his way there might be more.

“I think he’d have 50 kids if it was up to him,” said Conklin’s father, Darren. “Hopefully it’s not up to him.”

The past few months have given Conklin some perspective on the difficulty of the process, though. He and Lewan are an odd couple for certain, bitter college football rivals,

Conklin as quiet as Lewan is boisterous. They found common ground in blocking for the Titans, but the instant connection between Riley and Gallacher strengthened the bond quickly.

“We’re very similar and we hang out a lot,” Riley said of Gallacher. “So having babies together is just perfect.”

That was not the plan. Riley and Conklin jokingly offered Gallacher and Lewan \$2,000 to jump aboard the pregnancy bandwagon, and they got laughter in return.

But the day before the Titans’ Oct. 27 home win over Jacksonville, Taylor came home to a pile of positive pregnancy tests. Eventually, Lewan called Conklin, who was watching the movie “Sausage Party” with Riley (it was Conklin’s night to pick), and there was much reveling among four people on one call.

The deliveries both happened at Saint Thomas Midtown but were very different. Riley Conklin was upside down and doctors couldn’t get her to flip, so she was born by cesarean delivery.

“As soon as she had the baby they gave her the baby, and then pretty soon she passed out,” Conklin said. “And I’m sitting there for four hours with this newborn baby like, ‘Oh. What do I do now?’ It was pretty crazy.”

July 4 fireworks were going off when the Gallacher and Lewan got to the hospital for Wynne’s arrival. It came shortly after midnight on July 5, which was hours sooner than doctors expected.

“The most intense thing you’ll ever go through,” Lewan said of childbirth.

“He was the best,” Gallacher said of Lewan during the delivery. “He was right here for every second of it. And she came and this big ol’ bear became a soft teddy bear in about two seconds. He’s been hands-on

ever since. Going off to camp, he had a hard time.”

“Hands on” is also how Riley described Conklin, who insisted on splitting night feedings with her until camp arrived and Titans players moved away from their families and into a hotel. Both babies make regular appearances at practices so their fathers can keep up with the changes.

Wynne turned 1 month on Saturday; Riley Conklin is chattering, grabbing her toes and starting to roll over. Both are usually sleeping through the night, which as many parents know is no sure thing that early. Both have given their parents new skills — Lewan says he’d be a star if diaper changing were a sport — and outlooks.

Said Conklin: “You go from being a year out of college to having a baby. It’s a wake-up call. I think the biggest thing I thought about is I have a whole new respect for my parents. You think about it like, ‘Oh, geez, the things I said to my parents, and they went through this? Oh my. That’s bad.’”

Said Lewan: “You go from being this football player who’s running around with grown men all day, smashing your heads into each other and grunting, to being like this sensitive guy with your kids. Little snuggles, little kisses, you know what I’m saying. It’s cool, it’s refreshing, it’s a complete 180.”

Now don’t worry, they’re both still smashing and grunting. But imagine reading this headline a year ago: “Doting daddy Taylor Lewan melts hearts with his little snuggles.”

###

**NFL STAR MARIOTA
HELPS CHILDREN FROM
HERE TO TENNESSEE**

**BY DAVE SEGAL
HONOLULU STAR-
ADVERTISER
MARCH 29, 2017**

Tennessee Titans quarterback Marcus Mariota is rehabbing from a broken right leg suffered in December, but that hasn't stopped him from helping underprivileged youths in the three communities he's been a part of during his football career.

On Monday afternoon he hosted a golf tournament at the Oahu Country Club for the Motiv8 Foundation, which he founded two years ago after finishing college.

"I won't be playing a whole lot (due to the injury)," Mariota, who walks slightly straight-legged, said a couple of hours before the tournament. "I will take a couple swings."

Earlier he accepted a \$115,000 check from First Hawaiian Bank that represented the net proceeds from the bank's sale of a limited collector's edition of a Mariota bobblehead doll that debuted in August at the Made in Hawaii Festival. The bank, which ordered 10,000 bobbleheads over two production runs and offered them at its branches, sold out in two months.

"Our aim and our mission is to help underprivileged youth," said Mariota, just days after having a cast taken off his leg. "We want to give an opportunity to kids to live up to their dreams, to have aspirations, and hopefully Motiv8 can kind of help fill that void."

Mariota, who wears No. 8 for the Titans, said his foundation has conducted a back-to-school backpack event in Nashville, Tenn.; held activities with the Boys and Girls Clubs in Oregon; and in Hawaii was involved in the Polynesian Bowl Hall of Fame game in January.

As a testament to 23-year-old Mariota's popularity, the bobbleheads that the bank sold for \$20 apiece are now listed for sale as high as \$49.99 on eBay.

All the proceeds raised from the bobbleheads will remain in the Hawaii community, said Mariota, who grew up in Hawaii and starred at Saint Louis School. He also has done fundraisers in Eugene, Ore., where he won the 2014 Heisman Trophy while at the University of Oregon; and in Nashville, where he plays now after being the second overall pick in the 2015 National Football League draft. Altogether the foundation has raised nearly \$300,000, Mariota said.

Mariota has appeared in three commercials for First Hawaiian, the state's largest bank, and later this week and early next week will begin filming another one which will air before the start of football season, First Hawaiian Chairman and CEO Bob Harrison said.

"Marcus has certainly been a great person to use in our advertising because he's so well known in Hawaii and the community," Harrison said. "He's just a great person, and to have him in some way represent the bank has been a tremendous help for us. What Marcus is doing with the foundation is why we're here today. It's really just so Marcus, that the first thing he does when he turns pro is set up a foundation to help other kids."

Mariota attributes his motivation to his parents.

"I was very fortunate," he said. "My parents made incredible sacrifices for me, and they were a steady force throughout my entire journey, and we want Motiv8 to be that. The inspiration behind the foundation was really from my parents. They motivated me to become the best person I could be whether it was on or off the field."

**'THE SKY'S THE LIMIT':
MARCUS MARIOTA IS
READY FOR
SUPERSTARDOM**

**BY DAN POMPEI
BLEACHER REPORT
AUGUST 10, 2017**

NASHVILLE, Tenn. — Chugging tallboy cans of working-class beer, holding a catfish overhead and removing their shirts, the five starting offensive linemen of the Tennessee Titans fired up the crowd at Bridgestone Arena before Game 3 of the NHL's Western Conference Final between the Nashville Predators and Anaheim Ducks.

The quarterback waved a rally towel.

You might have assumed Marcus Mariota really wasn't one of the guys—that he was just there because the Predators wanted the sizzle from his big name. You might have remembered NFL scouts had concerns about his leadership ability when they were studying him prior to the 2015 draft. You might wonder how a soft-spoken teetotaler ever could be respected by those burly, tattooed, wild-eyed men.

But if you saw Mariota at a Titans game instead of a Predators game, you would have a different impression.

Down seven to the Raiders with less than two minutes to go in Nashville last September, the Titans were driving. A 19-yard pass from Mariota to Tajae Sharpe put the Titans on the Raiders' 3-yard line, but then left tackle Taylor Lewan was penalized for unnecessary roughness after diving on the pile. The ball was moved back to the 18, the drive petered out and the Titans lost the game.

Fans jeered Lewan. He was savaged on social media. ESPN analyst Kirk Herbstreit called Lewan "an absolute fraud" and a fake tough guy on Twitter.

For Lewan, it felt like him against the world. He lost a game, the fans and the trust of his locker room. Then about an hour later, Mariota pulled him aside in a quiet hallway before the players dispersed.

"Don't ever stop being yourself," he told him. "I'm with you."

Now Lewan will follow Mariota anywhere. And he isn't the only one.

"We'll do anything for Marcus," center Ben Jones says.

The invitation to the Predators game was extended only to the offensive linemen. It was their idea to bring Mariota along. They also bring him to their Thursday night dinners every week, and he sometimes serves as designated driver.

"He goes out with us and he doesn't drink, but he's one of the boys," Lewan says. "He doesn't act like he's above us. He's not on a high horse. That's awesome. I'm never going to pass judgment. It's the perfect yin and yang between us."

And not just between him and the offensive line.

In Mariota's third season, the Titans are his team.

Anyone who has seen Mariota's golden eyes flash in a Titans huddle on game day knows.

"He's demanding in the huddle," head coach Mike Mularkey says. "He's vocal in the huddle. He cusses a lot in the huddle. He's as competitive in the huddle as anybody I've been around."

To sum it up, Mularkey declares him "our leader."

Mariota is detailed, and he expects no less from his receivers. When one of them runs a sloppy route, they hear about it.

"He will get on you if you aren't doing what you are supposed to do," Titans wide receiver Rishard Matthews says. "But he does it in a respectful manner."

If being demanding without being abrasive is an art, then Mariota is an artist.

"There is a mindset you have to have when you get out there on Sunday," he says. "Guys understand it's out of love. It's not something where I'm trying to embarrass them. It's trying to get them to be the best they can be."

Mariota has become a veteran and has grown as a leader.

"Some of the best leaders in the world find they learn something every day to be a better leader," he says. "Whether it's developing a relationship, learning what someone likes or doesn't like, putting in the extra effort so guys understand you do what you preach. The best leaders adapt and are flexible with their situations. I try to be the same."

Mariota leads by knowing how to treat individuals differently. He leads by showing up every morning before his teammates—by 6 or shortly after—and by staying until the players' parking lot is nearly empty. He leads by volunteering to sign autographs every day after practice for a group of 25 kids chosen by team representatives.

His personal goal this season? "To be the best teammate I can be," he says.

Mariota was one of six Titans voted by teammates to be a captain last season. But Mariota and the other captains decided not to wear "Cs" on their jerseys so they didn't stand out from their teammates.

New Titans receiver Eric Decker has found Mariota's demeanor similar to another quarterback he played with.

"I love the even-keel, down to earth, humble approach," Decker says. "Being around Peyton [Manning], he had that as well. Both are guys' guys, and [they're] football junkies as far as the film, studying the game, knowing their craft."

Marcus Ardel Taulauniu Mariota grew up on the island of Oahu, the son of a blonde German mother and a thick Samoan father. They taught him Fa'asamoa—the ways of Samoa that stress humility and respect.

"I would say that's probably the focal point of my leadership," Mariota says. "Our culture is all about we, never about yourself. I always try to make it a point when I'm talking to guys to say we. It's not you need to do this, it's what can we do better. It makes it more of a family culture."

These Titans are ready to be led. They won nine games last season after winning three in Mariota's first year. They made a number of acclaimed moves last offseason and became the trendy pick to win the AFC South.

Mariota, meanwhile, is in a good place. His 93.8 career passer rating is third-best in NFL history among quarterbacks who threw at least 600 passes in their first two years—behind only Dan Marino and Russell Wilson—according to Pro Football Reference. He has been his most menacing to defenses when the smell of blood is in the water. In the red zone, Mariota has thrown 33 touchdown passes and zero interceptions.

On Saturday, he is scheduled to play his first game since breaking his fibula on Christmas Eve. After an offseason season of rehab, Mariota is moving well.

Mariota can become a much better quarterback this season.

"The sky's the limit for him," Matthews says. "I'm expecting big things."

If Mariota has proven anything in his first two seasons with the Titans, it's that he is capable of growth. When he came to the Titans after playing in Oregon's spread offense, he was determined to show he could be a pocket quarterback. He worked at disciplining himself to stay put, even when his instinct was telling him to run. Last season, the

emphasis was on getting rid of the football and avoiding the big hit, even if it meant throwing it away.

This year, Mularkey says he is giving Mariota more responsibility at the line of scrimmage. Mariota has been allowed to choose from two plays at the line in the past. Now he will be allowed to call whatever play he wants if he sees a defensive look that can be exploited.

"He's ready for that," Mularkey says of Mariota, who scored a 33 on the Wonderlic prior to the 2015 draft, according to former NFL scout John Middlekauff. "He's pretty sharp, and he works at it. He can do it all the time. He understands everything, what defenses are trying to do. He is amazing with protections, gets us in the right protections."

Empowering Mariota at the line of scrimmage wouldn't mean as much if the Titans had not acquired more players who can exploit advantageous matchups. They revamped their receiving corps, drafting Corey Davis with the fifth pick and Taywan Taylor with the 72nd, and signing free agent Eric Decker.

These additions came a year after the team added running backs DeMarco Murray and Derrick Henry. Last season, when defenses ganged up on the run, Mariota didn't have many appealing options. This year, he should.

"To be able to have a bunch of different guys to throw the ball to and get the ball in their hands and let them do their thing, it will really help our offense," Mariota says.

Davis can take a short pass and turn it into a long gain, or snatch a ball over the top of a defender. Taylor's suddenness plays well in the slot. Decker is a veteran with a knack for getting open—and Mariota has acknowledged it with his throws.

A natural chemistry between Mariota and Decker has been evident throughout training camp.

"I feel we've had some plays where we just kind of connected," says Decker, who chose to sign with the Titans in part because of Mariota. "I hope we can keep progressing with that, getting comfortable with each other and trusting one another."

After one sweaty practice ended recently, the large majority of the Titans retreated to the cool of the locker room or the arms of loved ones. Mariota, meanwhile, worked on his drops for nearly 30 minutes.

By trying to improve his footwork, he is hoping for more accurate throws to Decker and the other receivers.

"I got pretty inconsistent with my drops [late last season], and that led to some inaccuracy," he says.

The result was noticeable. Over his first 12 games, Mariota had a completion percentage of 64.29 and a rating of 101.9. In his final three, his completion percentage was 45.21 and he had a 63.0 rating.

"If I have my feet under me, I'm a much better passer," Mariota says. "It's getting to that same position every time and making sure I'm consistent."

The second overall pick of the 2015 draft lives in a condominium overlooking the town that could be his. He has come to know what Music City is about, attending CMA Fest and concerts from Florida Georgia Line to Tim McGraw.

But it's not like he's barhopping every night. In fact, don't expect a response if you text him after 9 p.m. Mariota usually turns out the lights by then.

He is more comfortable on a beach than in a honky-tonk saloon. His idea of relaxing is bodyboarding off Oahu's South Shore.

"When I'm at home, that's the first thing I do is get in the water," he says. "I love bodyboarding and bodysurfing. It's a special time for me, kind of my sanctuary when I get in the water."

And what would he do in a saloon anyway?

"For me, I've never been curious about it—drinking," Mariota says. "It's never been something I wanted to do."

After NBCSN broadcast the scene of Mariota and his linemen at the Predators game, Mariota was asked repeatedly about not drinking beer with his teammates. At a banquet in June, he revealed he never had a sip of alcohol in his life.

Things have changed since then.

Ardel Deppe was a construction contractor from Kauai who loved to cast a line into the sea and sip a margarita. He passed away in April, and his family celebrated his life in Hawaii in July.

"He was a great man," Mariota says of his grandfather. "So the least I could do was have one of his favorite drinks and pay a little tribute to him."

It does not sound as if Mariota is hooked on margaritas, though.

"Hated it," he says. "Tasted horrible."

Mariota lives cleanly. He tries not to take painkillers, and he has no use for marijuana.

"I've never done it and probably never will," he says.

The worst thing he ingests is chocolate—especially Oreos. "My vice," he says.

He dropped about eight pounds in the offseason to get to 218, so he couldn't have eaten too many.

"I'm a big believer your body is capable of taking care of itself," Mariota says. "If you are putting the right foods in, doing the right things and taking care of it, your body will take care of you."

Now, he feels his body is right. He has more command of his offense

than ever. He has better players around him.

The Titans are his team, and he could accomplish something special this season.

Even he might grab one of those beers from his linemen and drink to that.

#

THE COLLECTED STORIES OF MARCUS MARIOTA

*BY KEVIN CLARK
THE RINGER
SEPTEMBER 5, 2017*

The first rule of Marcus Mariota is that he does not talk about himself. He can do many things—roll out and throw across his body, hang in the pocket and zip the ball down the field, run past linebackers when he must—but self-praise is not one of them.

It is a good thing, then, that everyone has a Mariota story.

“Last year, there was a rookie who didn’t have a car,” said Ben Jones, the Titans’ center. “Marcus found out and he’d drive the rookie back and forth. Even after games, we’d land late at night, he’d go 30 minutes out of his way.”

Who was it?

“He didn’t make the team,” Jones said.

Mariota won’t tell you these stories, but everyone else will. Like the time he drove three hours to fix a teammate’s car. How he always makes the bed—even when he’s staying at a hotel. And the way he neatly puts cafeteria items away for other teammates—and guilts them into doing the same.

These are the legends of Marcus Mariota. They are as crucial to his story as anything that happens on the field. There’s an entire locker room that would do anything for him because these moments, stacked upon one another, form the most interesting and effective leadership style in football.

Mariota is on the verge of becoming an NFL star. With the 23-year-old at the helm, the Titans seem primed for a run at a playoff spot—a young team coming off a nine-win season, buoyed by an improved roster and playing in one of the league’s wide-open divisions. Only three players

bested Mariota’s 12.4 yards per completion last year, and he was ranked 50th among all NFL players by an NFL Network player poll after his second season.

But when Mariota starts winning big, it will not just be because of his electric athleticism and strong arm, it will be because of stories like this:

“Here’s how he’s amazing,” Titans tackle Taylor Lewan said. “He goes out with the boys even though he doesn’t drink. Most people who don’t drink and then go out with you, they are judgmental fucks. That’s what they are. They look at you and say, ‘Oh really? How many beers is that, Taylor?’ Marcus is not that guy. He’s always ready to be a designated driver.”

During training camps this summer, if I knew someone—on any team—had interacted with Mariota either with the Titans in the NFL or when he was at Oregon, I’d ask for their Mariota story. They always had one.

When former Oregon linebacker Tony Washington, now with the Houston Texans, was driving from Eugene to Los Angeles one spring break, his car was nearly out of gas and then broke down after an oil leak. He called his roommate, wide receiver Josh Huff, and asked for help. Washington told Huff what to buy at Walmart and said he’d reimburse him for the oil and the gas that Huff used to get down to the site of the breakdown. Huff showed up three hours later, but Mariota was driving. “I’m like ‘Jesus,’ because I hadn’t even spoken to Marcus about this,” Washington said.

Marcus handed him the oil then escorted him to a gas station—but refused to take the money.

“I came over to the car window and he’s saying, ‘No, no, no’ and he’s rolling up the window,” Washington said. “I literally had to throw it in the small crack of the window before he rolled it up, that was the only way he would take it.”

I asked Mariota about this episode: “It was a teammate who needed help,” he said.

“Shout-out to Marcus’s parents,” said former Duck and current Kansas City Chief De’Anthony Thomas. “Great job.”

The history of bad scouting reports is long and illustrious.

The entire ESPN draft crew in 1998 couldn’t believe the Arizona Cardinals were willing to give up the chance to draft Ryan Leaf for a package of picks and players. Doug Gottlieb, when he was at ESPN, said that Steph Curry lacked the upside and athleticism of Patty Mills, who’s a sixth man with the Spurs, or Jonny Flynn, who’s currently playing professional basketball in Italy. But it’s hard to find a more ridiculous notion than the one that made its way through NFL circles in the spring of 2015. According to multiple sources, including a coach and executive who spoke with Oregon head coach Mark Helfrich, Mariota’s lack of red flags was ... a red flag.

This was the perfect example of the draft process eating itself. In an age of information overload, the league was gifted a spotless prospect, and by the time the draft world was done with him, he was dirty because he was spotless.

Titans general manager Jon Robinson was a Buccaneers front office lieutenant at the time, and even though his organization drafted a different quarterback that year (Jameis Winston, the 2015 no. 1 overall pick), he knew how silly that logic was.

“I certainly didn’t downgrade him because he’s a good human being,” Robinson said.

Robinson had also heard rumors about Mariota’s soft-spokenness.

“I bristled at him just to see how he’d react to me. They didn’t do a whole lot of huddling at Oregon, so I said, ‘If we draft you and [then-Buccaneers offensive tackle Logan]

Mankins misses his block, how are you going to rally him? What if he barks back at you? Marcus came back in that calm, calm voice. 'I've done it before. I'll be able to rally him. Trust me.'"

"Leading by example" is usually code for "never talks and isn't a leader." With Mariota, however, it's real. Mariota rarely yells, but his teammates seem to hang on every word or action.

"I think it comes down to 'be yourself,'" Mariota said. "Guys will respect that. Guys will gravitate towards that. I don't want to be something that I'm not. Guys tend to pick up on that quickly."

"His leadership is absolutely amazing," backup Matt Cassel said.

Mariota has a habit, Cassel said, of getting guys to do things. In the middle of this August, Titans players were roaring and ready for a training camp off-day. As soon as their meetings the night before are done, they are gone. "Everyone's in a rush to get out," Cassel said. "There's these folding chairs in the meeting room that weren't put away. [Mariota] walks in the back of the meeting room and starts folding them up and going and helping somebody who [would have to do it]. There is no other player who is doing this. I'm ready to get out of there, and I see that and I'm like, 'Oh, OK, I'll help too.'" Other players followed suit.

Darnell Arceneaux, Mariota's high school coach, said there was a tradition at Saint Louis High School in Hawaii in which the lowest quarterback on the depth chart would pick up equipment after practice and carry it to the locker room. That tradition stood until Mariota wouldn't let anyone else pick up balls and cones at practice.

"So we've got this guy who has already committed to Oregon and he's bringing in as many footballs as he can," he said. "It was amazing."

The generosity doesn't only exist off the field, either. If anyone on the

Tennessee offense makes a mistake, Mariota will do whatever he can to claim responsibility.

"He throws you a ball, it gets tipped, and it ends up getting intercepted. He will come back and say, 'Hey that was my fault.' And, clearly, it was the receiver's fault," said tight end Delanie Walker. "But he takes it upon himself to say, 'This was my mistake. Let's fix it.'"

"Deep down he knows [it's not his fault], and he knows that I know," said quarterbacks coach Jason Michael. "But what he wants to do is remove all doubt from his teammates. He wants his teammates to know that during film sessions, he has their back."

In fact, he won't even go out of his way to correct the coaching staff. At some Titans practices this summer, coaches have accidentally left words out of play calls. This is a perfect time for a quarterback to show the coaching staff up. Michael remembers one instance in which the staff forgot to "tag" the X receiver to indicate where he'd split out on the play. Mariota quietly added the tag in the play call and never mentioned it to the staff.

Because of the example he sets—always picking up after someone else, taking the blame for his teammates' mistakes—it lends more power to the times he does decide to lay into a teammate.

"I think that's what shocks people. When you tell people what Marcus is like in the huddle, they don't believe it," Walker said. "One time Taylor Lewan—you know, he's one of these guys who is always downfield hitting somebody. Well, one time we were huddling and Taylor wasn't in the huddle and Marcus yells, 'Taylor, get your butt in the huddle!' and we're all going, 'Whoa.'"

Last summer, the Titans held a run-of-the-mill post-practice autograph session for Mariota during training camp.

"I think there were like 700 people who showed up," Robinson said. This is not usually a problem because, as Robinson put it, "A lot of guys sign for 15 minutes and then it's 'I've gotta go.'" However, Mariota signed every single item for everyone who came by.

"He stands out there in the hot sun when he doesn't have to do that and signs autographs for two hours," Titans coach Mike Mularkey said. "It is not fake. This is the real deal."

A year later, the Titans' autograph process has changed. Now, the team selects about 20 fans to go on the field and interact with Mariota. (Super-secret sources tell me if you are a kid and you wear a Mariota jersey, you've got a pretty good shot).

As a native Hawaiian, Mariota's early brushes with pro football came at the Pro Bowl, where autographs were the main attraction. "I got a bunch—Hines Ward, Jerry Rice, Emmitt Smith," Mariota said. "When I'm signing, I remember being one of those people waiting in line for a signature, and I just do my best to get through as many people as I can."

He asks everyone where the signature should go on their ball or jersey; as a former autograph hound, he knows it's never where you think to sign. And he knows that a few seconds with a star athlete is a good way to get shy kids to open up: "When they come over to you and have the opportunity, you just try to spend a few moments. That's an easy way to get them talking."

Mariota's interaction with complete strangers is a constant source amusement—or bemusement—among his teammates. Cassel jokes that you "can't get through many meals" with the starting quarterback because he never turns away the strangers who approach him.

"We were up in Bandon Dunes [Golf Resort in Oregon], eating at this hole-in-the-wall restaurant. We sit down and the entire place closes in on us. I'm like 'Oh man, come

on,” said tight end Phillip Supernaw, who just wanted to eat his meal in peace. Mariota, the one the other patrons were after, was not only unbothered, he got to know everyone in the restaurant.

“I think people do a good job at respecting his space, but even if they don’t, he’s so good at dealing with it,” Supernaw said. “He takes the time to learn everyone’s name and act like he—well, not act like. He genuinely cares.”

Mariota’s attention to detail, of course, also shows up on the field. Michael said that Oregon’s up-tempo spread system prepared him for the professional ranks much more than outsiders may think. After all, the NFL is becoming infamous for its well-worn bias against spread offenses. Mariota, however, entered the NFL with the full ability to analyze film properly, which is not all that common. But there are still small details Mariota has to master.

“When he was at Oregon, they ran the same plays—whether it was first down, third down, red zone, two minute, whatever. They played with the speed and tempo they played with. He never really had to play with clock [constraints],” Michael said.

Two years into his professional career, Mariota is not, in fact, perfect: He has fumbled 19 times in two seasons, ranking in the top-five in each of his NFL seasons. Coming from Oregon’s electric offense, his ability to make a big play out of anything can actually be a problem, since he came into the league without much inclination to slide or end a play if nothing is going to come of it. Michael mentions the win last November against Chicago, when Mariota threw the ball away a handful of times to set up field goals as an example of the player’s growth as a well-rounded NFL player.

This is the natural progression of his work habits. “When you show him the film, you’re not bringing up anything because he already did the work,” Michael said. “He wants to

talk about play 14 of the Miami game. How are we going to approach this?”

Mularkey said that Mariota’s ability to impart his attention to detail on his teammates has been key to the team’s success, as they’ve improved from two wins the year before Mariota arrived to three in his rookie season and then nine in 2016. “He’s not going to embarrass you, but he’ll tell guys, ‘This is the way I want it done, this is the way I expect it to be,’ and guys respect that,” Mularkey said.

At quarterback meetings, Cassel and Mariota sit next to each other at a cramped desk. Unlike his position-mate, Mariota wants everything clean. “Matt’s shit is all over the place,” Michael said. During film time, Cassel will often take his pen and start marking up Mariota’s notepad just to make it less perfect.

“What Marcus does, I guarantee you,” Michael said, “is he goes home, grabs his notebook, and re-writes everything until it’s perfect.”

###

MARCUS MARIOTA IS ON AN UNPRECEDENTED PATH TO NFL GREATNESS

BY GEOFF SCHWARTZ
SBNATION.COM
JULY 14, 2017

Hope. The NFL sells hope more than any other league. In the NBA, we can pencil in the Warriors and Cavs in the finals. In baseball, does anyone care if it's not the Yankees, Cubs, Red Sox, or Cardinals? College football has Alabama, Clemson, USC, Michigan, etc.

For NFL fans, this time of year is hopeful. There are fan bases across the country getting excited for their team's run to the Super Bowl. Get hot at the right time, and you can watch your favorite team play in Minnesota on a cold Sunday in February.

One fan base whose hopes should be strong right now is that of the Tennessee Titans. That hope rests, as it rightfully should, on the shoulders of quarterback Marcus Mariota.

As Mariota enters his third professional season, the sky is the limit. I'm an Oregon alum, so I've been following Marcus since he first stepped onto the field in the Oregon green and yellow (or gray, black, orange, white or whatever other color Oregon chooses on a Saturday). I knew Mariota was talented. He's intelligent, a great leader, has a strong arm, and can move fluidly.

Still, I was skeptical he would succeed in the NFL.

One style of quarterback play wins Super Bowls — a pocket passer. There has yet to be a college spread option offense quarterback who's won a Super Bowl. Everyone will scream Russell Wilson at their screens. He played in a pro style offense at Wisconsin, and he's a pocket passer before he's a runner. The way Mariota is progressing, I could see him being the first

quarterback from a college spread option offense to win a Super Bowl.

Mariota had an up-and-down, injury-plagued rookie season. He had turnover issues and got sacked 38 times, way too often for a rookie to get comfortable. To make matters worse, there was a coaching change midway through his rookie season. Ken Whisenhunt was out; Mike Mularkey was in.

There were other changes that needed to be made to get Mariota comfortable in the pocket.

Heading into the 2016 season, Mularkey and Co. added DeMarco Murray and drafted Derrick Henry to pair in the backfield. They also drafted stud right tackle Jack Conklin to help shore up protection for Mariota.

It was announced, with some mockery, that Mularkey wanted to go old school and run the football first, pass second. Use a tight end and a fullback on the field at the same time, which is the opposite direction most teams are heading nowadays. Now a full season removed from this decision, it couldn't have gone any better for Mariota's development.

By forcing Mariota into an old school offensive structure, it made him learn to play quarterback from the beginning — start under center, learn the proper reads, and improve as a pocket passer.

At times, offensive staffs decide to incorporate spread offense elements to help ease a college quarterback into the NFL. This doesn't always lead to success and more importantly, it can lead to injuries. You'd rather the quarterback get hit as little as possible.

Lastly, when you start with a run-based offense, it opens up the play action for success. Play-action passes are generally easier reads for the quarterback. The linebackers feel run, suck up, and you throw a crosser behind them. Not as complicated as spreading it out.

Without much help at wide receiver, Mariota had a much-improved second season before breaking his ankle in Week 15. Mariota threw for 26 touchdowns and just nine interceptions. He had a top-10 quarterback rating, and his offense was just above league average.

Where Mariota shines, where it counts the most, is in the red zone. Lots of offenses can move between the 20s. That's easy. The field is spread out, and there are plenty of holes to find long chunk plays. In the red zone, things happen fast.

What's driving the Tennessee Titans' resurgence? Geoff Schwartz takes a closer look at the best red zone offense in the NFL and the man behind it, quarterback Marcus Mariota.

Last season, Mariota completed 62.5 percent of his red-zone passes, good for top five in the league. He's yet to throw a red-zone interception in his two seasons, running his tally to 33 touchdowns against zero picks. This is all without a go-to red-zone receiver.

A good front office is one that knows how to surround its franchise player with weapons. In 2016, they were Murray, Henry, and Conklin. This offseason, the Titans drafted Corey Davis fifth overall, a big-bodied wide receiver for Mariota. The Titans also drafted a receiver in the third round and a tight end in the fourth. Lastly, they brought in free agent Eric Decker, another go-to receiver in the red zone. Mariota should be excited about this offseason haul.

As well as improving the offense around Mariota, the Titans upgraded their secondary that was piss-poor last season. Improved play on defense should equal better field position for the Titans offense and more points.

Everything is looking up for the Titans and Mariota. I wouldn't be surprised to see the Titans, behind their franchise quarterback, win the division and go deep into the playoffs.

###

**DIRECT SNAPS:
MATTHEWS STAYED THE
COURSE, LANDED IN NFL**

**BY RISHARD MATTHEWS
TITANS ONLINE
DECEMBER 2, 2016**

Direct Snaps is a story series contributed by Tennessee Titans players sharing their perspectives, both on and off the field, with fans. This week's entry comes from wide receiver Rishard Matthews.

There was a day, not all that long ago, I had to come to terms with reality. That reality was not what you see right now—playing in the NFL, scoring touchdowns and having one of the best seasons of my career.

My reality was working at the JUCO library.

Six years ago, I was in a much different place. The NFL was still a dream in my mind, but I was far from it. My story is crazy, and a lot of people don't know the journey that brought me here.

I grew up in a military family, so I got used to moving around a lot because my dad was in the Marines. Even though I grew up in that strict way of life, I always said I was going to play football. Everybody that knew me knew I was going to play sports.

Coming out of high school, I got recruited by Oregon and committed to play there. But I didn't score high enough on the SAT or the ACT, so I become a non-qualifier and ended up having to go to junior college. I started off at Santa Ana College. Things were going good there before I got in a car accident. I was the passenger in the car and messed up my sternum in the accident. The sternum has to heal on its own, so I lost a lot of weight during that process because I couldn't train or work out. I didn't feel right playing football after that, and I ended up having to transfer schools to Orange Coast College. I did the spring semester there and ended up being

two credits short to be eligible to play for that next season. I remember the feeling I had at that point... what are you going to do from here?

I decided to move to Texas to live with my uncle and go to another junior college, Northlake College, to work on getting my GPA up. They didn't have a football team. I played in some six-on-six leagues, worked out and tried to find people to run routes with, but I got to a place of kind of just accepting that football was probably over for me.

Meanwhile, I started working at the school library and getting comfortable there. I liked interacting with all the kids, I started finding my place and I knew where all the books were at. I realized you've got to accept what happens to you. I wasn't going to sit there and whine about my place in life.

But then Bakersfield College reached out to me and I ended up packing up and moving back to California to play there, still hoping to end up at a DI school eventually. By the time I passed my classes to qualify for a bigger program, pretty much everyone told me all of their scholarships were passed out, but Nevada said they had a few spots left. I didn't even take a recruiting trip. I moved up there on a Saturday, got into the dorms and started class on Monday, not really knowing anything about the university or the football team.

After two years at Nevada, I was drafted by the Miami Dolphins in 2012 and spent four years there, which was the longest amount of time I've ever spent in one place in my life. Now I'm a Titan and hopefully I can make Tennessee my home, as well.

When I look back on it, I can see how it's all part of the process. I've had failures and I've had to go in different directions than I planned at times. But being here means that much more knowing everything I've been through just to make it.

I went back to Texas recently and decided to stop by Northlake College while I was there, just to go and reminisce on everything. Working at the JUCO library was my reality just six years ago. Being back there made me think about the importance of being positive in all life situations thrown at you. I could have let so many things bring me down, but instead, I was just being thankful that I was in that position to learn.

My journey has taught me a lot. But more than anything, I learned to stay the course. Remain positive, no matter what situation you're in. Anything can happen. And don't let anybody take away your dreams.

###

SITTING DOWN WITH TITANS WR RISHARD MATTHEWS

**BY JIM WYATT
TITANS ONLINE
DECEMBER 31, 2016**

NASHVILLE, Tenn. — The Titans made receiver Rishard Matthews a priority in free agency this past offseason, and signed him to a multi-year deal.

Since, he's developed into one of the team's top playmakers.

Titans Online sat down with Matthews recently about a number of topics, on the field and off it.

Here's how the conversation went....

After spending your first four NFL seasons with the Dolphins, you headed into free agency. After garnering interest from other teams, you ended up signing with the Titans. What made Tennessee a good fit?

Matthews: Just the overall opportunity, really. I knew I could come in and compete, and contribute right away. And I wanted to be part of getting an organization headed in the right direction.

What was the adjustment period like for you at the start with a new team? After a slow start in September, you took off in October, and ended up scoring six touchdowns in a span of seven games. What changed?

Matthews: A lot of things. After being somewhere for four years, you get so used to how things are done and how things are, and it was different. I wouldn't say there were some growing pains here early on, but maybe bumps in the road is the best way to describe it. Not being on the same page with some people, but it is what it is now. Things are on the right track.

Heading into the season finale, you've already set career highs for catches (56), receiving yards (831)

and touchdowns (8). How would you describe your first season with the Titans?

Matthews: I think it's gone well. I feel like I've had the best season of my career, and I plan to just continue to grow. I still don't feel like I've played my best football. So hopefully I can continue to grow and get better as the years go on.

I know you grew up in a military family. Your dad, Andre, is a retired U.S. Marine Corps master sergeant and your half-brother also served in the Marines. How did that background shape you as an individual?

Matthews: It just taught me how to be respectful toward everybody, but also it taught me you have to give respect in order to receive respect, and respect your elders and everything. It just taught me how to be tough, and it taught me how to adjust to all situations. That's what they do in the military, they move around and adjust and have to be able to make any place home.

I've talked to you about your half-brother, Christopher Ruiz, on several occasions. He was killed while serving as a retired Marine working as a private defense contractor in Afghanistan in October 2015. He served in the Marines for 10 years. How did his death impact your life?

Matthews: He meant a lot to me. He was my brother, and you can't replace family. When something like that happens, you just have a different perspective on life and you don't take certain things for granted any more. I try to do a better job of keeping communication with that side of my family. It is just a different perspective on life. Your life can be taken at any time, whether you are doing good or bad. God takes anyone He wants to. I think about (Christopher) all the time, and wear wristbands (with his name on it) and I have stuff hanging in my car for him. I find myself just talking with him lot.

There's no doubt you paid your dues to get to the NFL. After attending Bakersfield College and Santa Ana College, you finished at Nevada. In the 2012 NFL Draft, you went undrafted. Does that entire experience make you appreciate where you are today even more?

Matthews: It definitely does. I think it definitely gave me a chip on my shoulder, too, and it made me want to show people I belong in this league. I wouldn't say I ever doubted myself, but the process was bumpy. It wasn't an easy road. I guess at some points I thought it wasn't going to happen, but I stuck with it. I have been saying I was going to be doing this since I was young.

You were born on San Diego, went to school on the West Coast and played the last four seasons at Miami. How have you enjoyed living in Nashville?

Matthews: It is way different from where I was the last four years especially, but it has been great. I have a family, so it is a good place to raise a kid and just sit back and enjoy the town. There's a lot of good places to eat. One thing I really like is experiencing the different seasons. In Miami you don't get to experience all the different seasons, you get a tropical season and then you get sunny, hot weather. So it has been good.

What do you want defenders to think when they hear the name Rishard Matthews?

Matthews: Tough. I want them to know when they line up against me, it is not going to be easy. Some defenders line up against guys and they are just like, 'Oh, this is going to be an easy one.' When they line up against me, I want them to know it is not going to be an easy day.

When teammates and coaches think of Rishard Matthews, what do you want them to think?

Matthews: I just want them to think I'm a good football player, and a tough playmaker who will fight. At

the end of the day it is what you do on the field to gain respect in this league. And I want them to know I am a team player.

After the best season of your NFL career, what will change for you heading into 2017?

Matthews: I feel like this year I showed what I am capable of doing, and hopefully it is a smooth road from here on out as far as being a guy people can depend on. But in the offseason, I plan to just keep working hard, and get ready for the next season.

###

**TITANS CB BRICE
MCCAIN KEPT HIS NOTES,
AND IT'S PAID OFF**

**BY JIM WYATT
TITANS ONLINE
MAY 20, 2016**

NASHVILLE, Tenn. – Brice McCain was the first.

Before the Titans traded for running DeMarco Murray, before the team added over a half-dozen free agents, and before the 10-man draft class was selected, McCain signed with the organization back on March 2.

The veteran cornerback has seen a lot of changes since.

“I love it,” McCain said. “The team went a lot of good directions, and made a lot of good moves. Watching as a guy who just came in, too, you really look at it as a positive. We want to win this year, and I really like it. We brought a lot of young guys in and did well in the draft. So it is a positive.”

McCain, who has played 100 games during his NFL career with Houston (2009-13), Pittsburgh (2014) and Miami (2015), said the adjustment to a new team has been smooth, in part, because of his preparation.

He kept his homework.

McCain played in Dick LeBeau's defense in Pittsburgh in 2014, when he registered three interceptions and 25 tackles in 14 games, including nine starts. LeBeau joined the Titans in 2015, and he'll serve as assistant head coach/defensive coordinator in 2016 under coach Mike Mularkey.

“I always keep all my notes from previous years,” McCain said. “To come back in here and play with coach LeBeau, I look back on my notes and it was very familiar stuff. I jumped right in it. You can move pretty fast so you always know what you are doing.

“I've had a lot of good years, but (that season under LeBeau) was one of my better years.”

McCain (5-9, 190), who has nine career interceptions, has been working at the nickel position with the Titans. He's a serious contender in the fight to claim the job.

With the Dolphins, McCain played in 14 games with 11 starts in 2015. He totaled 39 tackles, eight passes defensed and one interception. Prior to joining the Dolphins and before his year in Pittsburgh, McCain spent five seasons with the Houston Texans after being drafted by the franchise in the sixth round of the 2009 NFL Draft.

McCain loves playing nickel, he said.

“It is a special position because you have to know linebackers, you have to know safety, you have to know corner, and you have to know nickel as a whole,” McCain said. “A lot of receivers have the whole field to work with, so you have to take away leverage and learn how to control your body on breaks because they have a lot of field to work with.”

He also loves competition, and he has some in Tennessee. In addition to the returning veterans, the Titans drafted two cornerbacks in the 2016 NFL Draft – LeShaun Sims and Kalan Reed. Jason McCourty and Perrish Cox return, along with B.W. Webb, Blidi Wreh-Wilson, Cody Riggs and Curtis Riley. The Titans signed former Steelers cornerback Antwon Blake in March as well.

“You don't want to come in and not compete,” McCain said. “I love to compete, and I think every corner in this room does. It's a good thing to have competition and bring out the best in everybody.”

McCain, who visited the Buccaneers and had another visit lined up before deciding to sign with the Titans, said he's happy he came aboard when he did.

He likes the feel of optimism in the building, and on the field.

“It wasn't a leap of faith,” McCain said. “I think if you bring enough

players here, anything is possible for a team to win games and turn a season around. Last year is over, it's a whole new year. Every team comes in thinking they are going to win a Super Bowl. That's our mindset, to come out here and work hard and try and seize that goal.”

###

**DERRICK MORGAN'S
PATIENCE PAYING OFF IN
TITANS' PASS-RUSH**

**BY PAUL KUHARSKY
ESPN.COM
NOVEMBER 4, 2016**

"The results hopefully will come. And they've been coming. It's what he's been trying to preach and more so as a team we've been trying to exemplify that."

###

NASHVILLE, Tenn. -- As Derrick Morgan went three consecutive games to open the season without recording a sack, he tried to stay true to Tennessee Titans mantras emphasizing effort and execution.

In the five games since, he's found his way to 5.5 sacks and re-established himself as part of a productive front.

"The plays that you kind of notice statistically, they happen or they don't," defensive coordinator Dick LeBeau said. "If a player is consistent in his execution and effort, he is going to have some games that are up there productivity-wise. Any given player can play a great game and really not show up much on the statistic sheet, but if you ask the opponent, they'll say, 'That guy is a handful.'"

"I think Derrick is always in that category. He may get sacks this week, he may not get it until next week. He's going to get pressure every week. He's one of our leaders. Our veteran leaders have done a great job for us on defense."

LeBeau preaches about that sort of patience and he never harps on a lack of stats. That's healthy for a player like Morgan.

Before the Titans strengthened their pass-rush scheme and personnel, he would often get close but not record the sort of numbers expected from top rushers.

"I think about how we started and kind of where we're at now, just kind of staying the course of being consistent with the process," Morgan said. "It's a week-in, week-out thing. You have to come to work, you have to approach it like a professional win, lose or draw."

HOW AN NFL LINEBACKER IS TACKLING THE BUSINESS WORLD--THE GARY VAYNERCHUK WAY

*BY JONATHAN SMALL
ENTREPRENEUR.COM
JULY 14, 2017*

On a recent Monday night at the new Dream Hotel in Hollywood, Kevin Durant and Ezekiel Elliott bobbed their heads up and down to a live performance by Ty Dolla \$ign, while hostesses dressed as sexy refs kept the champagne and vodka flowing. The club was packed with models, celebs, impossibly large athletes, and impossibly wealthy executives, all there for the VaynerSports Annual Celebrity ESPYS Kickoff Party.

Derrick Morgan, an 8-year-veteran linebacker for the Tennessee Titans, sized up the room like he would an opposing offense. When he's not pummeling quarterbacks, Morgan invests in startups and runs his own venture business. He seemed pleased with the networking opportunities.

"The only thing that's impressive to professional athletes is billionaires and CEOs, and the only thing that's impressive to billionaires and CEOs is professional athletes," explains Justin Giangrande, party organizer and Executive VP of VaynerSports, a full-service athlete representation agency. "Bring those two groups of people together in an environment where there's no deliverable objective and good things come from it." As proof, he cites an informal meeting at last year's party between an athlete and a Verizon executive that led to a marketing deal.

This might not be the traditional way to do business—but VaynerSports is not your traditional company. Started 14 months ago by marketing gurus and industry disruptors, Gary and AJ Vaynerchuk, the agency prides itself on building their players' brands both on and off the field. Rather than

just offering show-me-the-money style contract negotiations, VaynerSports takes a "partner in life" approach—adding marketing and post-career guidance to the mix. Some of their high-profile clients include Braxton Miller of the Houston Texans, and Morgan, who signed just two weeks ago.

Though new to VayerSports, Morgan was no stranger to the Vayner brand. Last year, he began following Gary on social media, watching his videos, and listening to his podcast. "I thought, this guy is a hustler," he says. "He's teaching patience and working your face off for 13 years. I respect that."

He also respects Vayner's entrepreneurial game. During Morgan's rookie season, he tore his ACL and had to sit out for a year. For the first time in his life, he realized that he was in jeopardy of never playing again—and that scared him. "You always hear about statistics of players going broke," he says. "I didn't want to be a statistic. I realized I needed to invest in myself outside of the game."

Morgan always had an interest in business, but he never pursued it. With nothing but time on his hands, he embarked on a one-man, business learning tour. He visited Barnes & Noble over and over, picking up all the best-selling business books. "I'd never been a reader, but I broke that pattern of playing video games and watching YouTube videos, and started to read and learn as much as I could," he says.

Next, he grilled every successful person he encountered, including his financial advisor. "He told me that he'd never been asked as many questions as I asked," Morgan says with a smile. "I told him, 'I'm sorry, but I'm not sorry.'" He admits asking people for advice wasn't easy for him. "I'm an introvert by nature, but I forced myself out of my comfort zone."

As Morgan's knowledge expanded, so did the quality of his network. He developed an interest in angel

investing and put his money into various tech startups. He also took his business education to the next level, earning an MBA from the University of Miami.

Morgan recently co-founded Huddle Ventures, which helps athletes monetize their influence and serves as a social impact platform dedicated to empowering young, minority entrepreneurs. Last year, Huddle Ventures sent 100 students to SXSW to help them land jobs with Snapchat, Google, and Microsoft.

Back at the party, Morgan took some time away from working the room to reflect on his future. "In 5 to 10 years they're going to tell me that I can't play football anymore," he says. "But I don't see myself working for someone else after my NFL career." Like the Vayner brothers, he believes being an entrepreneur is his true calling. "I like the idea of being able to have a vision and work towards it based on my own principles and values. My success is in my own hands"

###

DEMARCO MURRAY, AND HIS DAD, FELL IN LOVE WITH TITANS

**BY JIM WYATT
TITANS ONLINE
JANUARY 27, 2017**

ORLANDO, Fla. – DeMarco Murray is no goof off.

Anyone who knows the Titans running back realizes he's not a clown-around kind of guy, even in the land of Mickey Mouse, Goofy, Donald Duck and Pluto.

But here at the Pro Bowl, Murray admits he lightened up a bit in 2016, his first year in Tennessee.

Part of it stems from his first day with the team after being traded last March, when the Titans opened up to his father.

Titans running back DeMarco Murray (right) pictured with his father, Kevin Murray (left).

"I think I approached things a little different," Murray said after wrapping up Thursday's practice here at the Pro Bowl. "I have always been a little more serious than some people, and I still am. But this year did give me a chance to lighten up a little.

"I have to still keep the leash a little tight on myself, but it is always good to have fun. And I think for me to see how they treated my dad from the beginning, it was huge for me to see. It let me know it was family. It felt like family from the start."

Murray is at the Pro Bowl for the third time in his career. The six-year pro earned this trip after rushing for 1,287 yards and nine touchdowns with the Titans. Murray finished third in the NFL in rushing, and he also contributed with 53 catches for 377 yards and three touchdowns.

Murray made a big hit on those around him in his first year in Tennessee, after playing previously in Dallas and Philadelphia.

Kevin Murray, DeMarco's father, said the Titans made a big hit on him and his son when he showed up at Saint Thomas Sports Park after being traded. It's stuck with him.

"Tennessee welcomed me like I was part of the team," Kevin Murray said. "They walked me through the building, took me into the offices, into the cafeteria, into the locker room.

"(Offensive coordinator) Terry Robiskie gave me his cell. I talked to Jon Robinson, and he's the nicest GM I've ever met. He's actually the first GM I've actually met and had a conversation with.

"And I spoke with coach (Dick) LeBeau for two hours. Never in my life have I spoken to a coach that long. That guy is an All-American defensive coordinator and he spoke to me for two hours. And that is something I will never forget the rest of my life. Just the way they treated me and my son, we knew it was the right place for him. And he's been very happy. He loves it."

Murray bought a house just outside of Nashville within a few weeks of joining the Titans. He didn't purchase a home in Dallas despite playing four years there, and he didn't buy a house on Philadelphia, where he played in 2015.

Nashville has been a good fit for him for a number of reasons.

"Ben Jones is a great guy, a funny guy. Brian Orakpo is a guy I've known for a while. The locker room in Tennessee, it is intertwined between defense and offense, and usually it is just offense and defense," Murray said. "I was able to communicate with everybody on a different level, from the coaching staff to the players, trainers, everybody. It was a lot of fun.

"And coach (Mike) Mularkey, he helped me out tremendously just watching him loosen things up. He let you know we were going to work, but we're going to have fun."

Murray said the folks in the city have treated him well.

"Nashville, the city is amazing," Murray said. "People have been overwhelmingly nice. They see guys like Blake Shelton, they are not worried about little old me."

Murray's old friends in Dallas and his new ones in Nashville are happy for his success.

Murray ran for 1,845 yards and 13 touchdowns in Dallas in 2014 and was named the NFL's Offensive Player of the Year. Last year in Philadelphia, he ran for just 702 yards and six touchdowns. When he was traded to Tennessee, some wondered if his best days were behind him.

"Man, that's my boy, DeMarco," Cowboys receiver Dez Bryant said. "I am happy for him, but I am not surprised at all the way DeMarco is playing. DeMarco is a phenomenal talent, and he always has been. He is a smart football player and he knows what he is talking about."

Cowboys coach Jason Garrett predicted success for Murray when he was traded to the Titans. He's not surprised he's back at the Pro Bowl.

"He is a hell of a football player and he is a great a human being," Garrett said of Murray. "He had a lot of success with us and it is great to see him having success back in Tennessee. They are handing him the ball and they are making him a big part of what they do and the kind of season he's had speaks for itself. He is just a really good football player and his style speaks to what they are doing offensively. There was no doubt in my mind he was going to have that kind of success moving forward and we are happy for him."

Mularkey believes Murray responded well to the team's promise to use him from Day 1. And then backing it up.

"He was told one thing, and that's the way it was," Mularkey said. "Even with all the naysayers out

there about the offense, we did what we said we were going to do and he is a big reason why.”

Robinson credited Murray for helping change the culture in the locker room.

“He came in, and he bought in,” Robinson said of Murray. “He is a consummate pro. Football is very important to DeMarco. He is a very competitive guy and the more competitive players you have on your football team the better off you are. And I think once DeMarco got here, there was kind of a new challenge, a fresh start.”

After wrapping up practice on Thursday, Murray spent extra time with fans signing autographs.

He said it’s a privilege to be back in the Pro Bowl, surrounded by so many great players.

He’s glad many of them are Titans, a team that embraced him. And his dad.

“Everyone has treated me well from the start, and they made my dad feel like he was the most important guy in the world from the very beginning,” Murray said. “Everyone has been so good to me, and now to have a chance to have your teammates with here you, your crew with you at the Pro Bowl, it is awesome.”

###

**TITANS RB DEMARCO
MURRAY AIMS TO PICK
UP WHERE HE LEFT OFF**

**BY JIM WYATT
TITANS ONLINE
APRIL 19, 2017**

NASHVILLE, Tenn. – DeMarco Murray hit the ground running with the Titans.

The veteran running back eclipsed the 100-yard mark in four of his first eight games in Tennessee in 2016, and finished the year third in the NFL with 1,287 rushing yards.

At the start of his second offseason program with the team, Murray feels good. The toe injury that slowed him during the second half of last season has improved.

“Obviously I got some rest, some rest that was much needed,” Murray said on Monday. “And it feels good.”

He’s also even more confident in those around him, and the team’s chances in 2017.

“Being here for a year, knowing the system, knowing the guys and knowing what they expect of us individually, collectively from a team standpoint,” Murray said. “Last year was great getting to know everyone, working towards a common goal. And this year being able to know what it takes in order to get what we want to accomplish. ...

“I think we know what we are capable of doing. I think everybody this year is more energetic, and we are more confident than probably where we were a year ago. But everyone has come in with the mindset of working hard.”

Murray made it to the Pro Bowl for the third time in his career in 2016. The six-year pro earned this trip after tallying 1,664 yards from scrimmage in 2016, including nine rushing touchdowns. Murray also contributed with 53 catches for 377 yards and three touchdowns.

Murray ran for 1,845 yards and 13 touchdowns in Dallas in 2014 and was named the NFL’s Offensive Player of the Year. Last year in Philadelphia, he ran for just 702 yards and six touchdowns. When he was traded to Tennessee, some wondered if his best days were behind him.

Murray, who turned 29 in the offseason, said the similarities between the offense in Tennessee and the system he was in with the Cowboys has helped.

“(The key for me) is just working hard,” Murray said. “My first three or four years in the league I was learning constantly. ... This system, it kind of reverts back to my first few years in the league. Obviously the terminology is a little different, but we are running some of the similar plays I am used to running.”

Murray also praised his running backs coach, Sylvester Croom, for helping him in his development with the Titans.

Titans coach Mike Mularkey has said on numerous occasions this offseason that Murray will remain the team’s “No.1 back” in 2017. Murray said he’ll continue to learn from Croom.

“Working with Croom has been an unbelievable experience for me,” Murray said. “Just learning new things, catching the ball and some routes that I’ve never been able to run, working with him just on footwork and things of that nature have definitely helped me out a lot in just one year.”

###

**BRIAN ORAKPO, TITANS
TEAM UP FOR
HURRICANE SUPPLY
DRIVE**

***BY JIM WYATT
TITANS ONLINE
AUGUST 31, 2017***

NASHVILLE, Tenn. – Linebacker Brian Orakpo and Titans have teamed up with Austin Disaster Relief Network to collect items and donations for families displaced by Hurricane Harvey.

Orakpo, a Houston native, and the Titans will hold a donation drive in Nashville.

The drive will take place all weekend in Nashville, Friday, September 1 – Monday, September 4, from 8 a.m. to 6 p.m. in Lot C of the Nissan Stadium (1 Titans Way, Nashville, TN 37213). Orakpo and his wife, Bitura, will be on site on Saturday at 11 a.m.

The drive will collect items and such as: blankets, pillows, socks, toiletries, box fans, air mattresses, baby formula, diapers, etc. (full list of items below.) All donations will go directly to the Austin Disaster Relief Network, a nonprofit organization currently giving shelter to Texans displaced by the storm.

For monetary donations, fans can [CLICK HERE](#) to give directly to the Austin Disaster Relief Network. All donations are tax deductible.

Items needed:

- Box Fans
- Air Mattresses
- New undergarments (all sizes, children and adult)
- New socks (all sizes, children and adult)
- Toiletries (ie: shampoo, facewash, soap, toothpaste, toothbrushes, etc.)
- New bed pillows

- New blankets
- Cleanup supplies
- Black trash bags
- Mops and buckets
- Utility knives
- Leather work gloves
- Inflatable mattresses
- Hand sanitizer
- Box fans
- Baby Bottles
- Baby Formula
- Baby Diapers

###

**BRIAN ORAKPO
BALANCES FOOTBALL,
FAMILY TO REACH PRO
BOWL SUCCESS**

**BY JIM WYATT
TITANS ONLINE
JANUARY 29, 2017**

ORLANDO, Fla. – A young Brian Orakpo made it to the Pro Bowl during his first year in the NFL. He was with the Redskins back then, and just 23 years old at the time.

Surrounded by some of the NFL's superstars, he had bright eyes. And he had fun.

"It was cool," Orakpo recalled this week. "It was definitely more of a party, hangout scene back then."

Fast-forward from 2009 to today. Now in his eighth NFL season, and his second with the Titans, Orakpo is a full-fledged family man. He has a wife and two young kids, and a greater perspective on life, his family, and his career.

And that's why here, the land of theme parks and Disney characters, is a perfect location for his fourth Pro Bowl trip. It came after arguably the best season of his career, when the outside linebacker finished with 10.5 sacks, and a career-high 49 quarterback pressures.

"It is definitely cool to be back at the Pro Bowl, a great experience to be around all the guys," Orakpo said. "Now that I have a family, it is definitely more family-oriented, and having fun with my kids."

"But this is what it is all about. I love it. It is very special. I am so happy my family, my son and daughter, can experience this, especially being in Disney World. And I want to show my son that by me being here, hard work really pays off. I want both him and my daughter to see that."

Orakpo's wife, Bitura, has been with him from the start. The two met during his redshirt freshman year the University of Texas, and

married in 2010. They have a son, six-year-old Brian Jr., and a daughter, three-year-old Brianna.

And as a family, they've soaked up the fun.

The Orakpos went to a party at Universal Studios on Thursday night, and on Friday they hit the Magic Kingdom, the girls decked out in Mickey ears. Orakpo brought a bunch of his family to town. The group includes his mother, brother, nephews and a bunch of friends, including former Titans and University of Texas teammate Michael Griffin.

Griffin has seen Orakpo evolve as a player, and a father.

"I have pretty much known both of them since they were in college, and he is very good with his kids and he has a very supportive wife," Griffin said of Orakpo. "They work hand in hand together, with their two young ones. Brian, he is doing a great job with everything he does. He is great on the field and off the field, and you aren't ever going the separate him from his family. That is No.1 for him."

"Being a professional athlete and being a father, it can be a tough balance during the season. You have to be a good father as well as being a good football player and he is able to do both."

Bitura Orakpo, known by friends as "Tura," said her husband has done a good job balancing the rigors of the NFL, and his family.

He leaves football at home, he said. They don't talk football when he walks in the door, she said. Well, at least he doesn't bring it up.

"He has gotten a lot better," Bitura Orakpo said. "When he gets home we don't talk shop. Probably the only time we talk shop is when we are in the bed watching film, or me telling him on Sundays I noticed him play a certain way. In the nicest way possible, I might say, "You didn't get off that block enough. Were you tired?" I try and be nice.

We have those conversations because I have seen him progress from his freshman year in college to now."

Brian Orakpo said it's imperative for players to separate football and family, and to find time to make both work. Brian Jr. has made several trips to the Titans locker room in Nashville. He's old enough where he can now recognize the players, Bitura said, and he loves it.

"When I am on the field and at the facility, I work extremely hard at my craft," Orakpo said. "When I come home, I try and leave football at the facility and spend time with my kids. That is the only way to stay sane in what we do. It is definitely hard, and it takes experience. You don't want to overexert yourself with the game we play, our job, and take it out on the ones that love you and show you support. You have to spend time with them. And when you get to the facility, it time to go."

In Tennessee, Orakpo has been just what the Titans had in mind when they signed him prior to the 2015 season. In two seasons, he's racked up 17.5 sacks while registering 86 quarterback pressures.

He's been a tone-setter on a defense that generated 40 sacks as a team in 2016.

"He is your consummate professional," defensive coordinator Dick LeBeau said of Orakpo. "He is a coach's dream in how he sets example for young guys coming in."

"As a player, he has everything. He can play the run, has great quickness, size and speed. Plus, he has a competitive nature that allows him to compete at a high level through the fourth quarter. He attacks any time he is out there. Any coach would love to have a guy like that on a team."

Titans general manager Jon Robinson agreed with LeBeau's assessment.

“Brian is a tough, football player, a smart guy, a captain,” Robinson said. “He’s dependable, and his teammates look up to him. He plays hard. I think he has a nice presence about him. He has that deep, booming voice that can be somewhat intimidating, which is a good thing. He likes it here, he likes what we are doing here. I think it is fun for him to come to work.”

The road back to another Pro Bowl wasn’t a straight and easy one for Orakpo.

In his career, he’s dealt with adversity, including two season-ending pectoral injuries while with the Redskins. He played just two games in 2012 before being injured, returned to make the Pro Bowl after a 10-sack season in 2013, only to have his 2014 season cut short after just seven games because of a similar injury.

But he worked his way back, with his growing family around him.

And that’s what makes this trip to the Pro Bowl even sweeter.

“It is an exciting time,” Bitura Orakpo said. “It is always a fun time to celebrate his accomplishments. And to be honest, I think this is even more special. With the injuries, and struggling with that, and to finally get back to where he is now, it’s really nice to see. We joke, his friends and I, we always say, ‘The old ‘Rak is back.’ It really is great to see his success, and for all of us to be a part of it.”

###

**NATE PALMER STANDING
OUT FOR TITANS, BUT
SHHH...**

**BY JIM WYATT
TITANS ONLINE
JUNE 8, 2017**

NASHVILLE, Tenn. – Titans linebacker Nate Palmer received a nice compliment from defensive coordinator Dick LeBeau on Tuesday, and when relayed the news, it almost made him want to put his hands over his ears.

Don't get Palmer wrong -- he was flattered.

"But I am one of those players where I try and keep it out of sight, out of mind," Palmer said of positive reviews. "When you start getting praise, some people start to get a sense of complacency and I don't want to reach that for myself. It is always nice to hear it, but you have to keep working. I just have to put my head down and keep working."

Palmer, heading into his fifth NFL season, earned the props.

He's roughly 20 pounds lighter, and if he looks a lot faster, it's because he is.

"I am getting from Point A to Point B a lot faster, and even point C down the field," said Palmer, who's listed at 248 pounds on the roster but said he's really 233. "I have noticed that a lot."

The legendary LeBeau has noticed as well.

"Nate Palmer is moving tremendously, athletically," LeBeau said. "It has made him quicker. He has always been very athletic, but he has looked particularly athletic to me. He is a very valuable guy, him and Justin (Staples) both because they have played so many positions. They know the defense and they are responsible veterans. We value both of those players, Nate being one of them."

Palmer, who played in 24 games with the Packers from 2013-15, was claimed off waivers by the Titans in April, 2016. He played primarily on special teams last season for the Titans, and led the team with 12 stops. He also played some in the defense.

When Palmer became a free agent this offseason, he did some soul-searching. He was confident about landing a job because of his body of work in the NFL, but he wanted to put himself in a better position to be successful. He changed his diet, quit drinking alcohol, and trained especially hard.

"My mindset going into this offseason was just getting back to what makes me, me," said Palmer, who played collegiately at Illinois State. "I guess in a sense in college my game was predicated on speed and not size. So I focused on slimming my body down and just trying to get in the best shape of my life."

The Titans re-signed Palmer in March, which pleased him.

"It made me feel good to be wanted," he said.

Since, he's continued to pick the brain of the veterans around him, from coaches to veterans, while trying to earn more opportunities. He's worked on special teams this offseason, in addition to stints at inside and outside linebacker.

"They always say, especially for the back-up guys, the more you can do, it helps you out. So I just try and learn and soak up as much as I can," Palmer said.

"I just want to help the team any way I can, whether it be running down on kickoff coverage covering kicks or filling in on defense. Whatever it is, I am game for it. I just want to play football."

###

**NFL PLAYER AND WIFE
ASK WEDDING GUESTS
TO DONATE TO ANIMAL
RESCUE IN LIEU OF GIFTS**

**BY JOI-MARIE MCKENZIE
ABC NEWS
JUNE 18, 2017**

When Tennessee Titans' cornerback Logan Ryan wed his college sweetheart Ashley Bragg Ryan, he had already received the best gift for a football player.

Ryan, 26, earned two Super Bowl titles with the New England Patriots before being signed to the Titans in March.

So when Ryan, 26, and Bragg Ryan, 26, jumped the broom in front of eight guests inside St. Lucia's Jade Mountain Resort on April 7, instead of gifts they asked their guests to donate to a local animal shelter, Help Animal Welfare in St. Lucia.

The couple, who met while attending Rutgers University in New Brunswick, New Jersey, got the idea when they arrived in the island country.

"When we got to St. Lucia we noticed on our drive all the stray dogs and cats on the street. It was very strange to us," Bragg Ryan told ABC News, who is a certified professional dog trainer.

Their idea was confirmed after their wedding, which featured their 1-year-old daughter, Avery. The two did a photoshoot around Soufrière, Saint Lucia when they spotted a stray dog, Ryan told ABC News.

"We were just having fun, having just gotten married," he recalled. "We're walking the streets, doing this photo shoot and this dog kind of chose us."

"The dog was following us and I was just worried about Ashley's dress, because it was so expensive. It was Ashley who welcomed it, petting this dog -- that's just the type of person she is. When I saw she

was OK with it, I was OK with it," Ryan continued.

Ryan said they "felt attached" to the dog, and after leaving to go back to the resort, they felt they had to do something more.

Their photographer, Bernd Rac, told them about a local animal rescue organization, Help Animal Welfare in Saint Lucia.

"We got in touch with them, and talked about how we could help because we got married in Saint Lucia and it had become a special place for us, so it was a great way to give back," Bragg Ryan said.

Help Animal Welfare in Saint Lucia, founded in 2012, said in a statement that the wedding's donations did truly help.

"Running a rescue anywhere in the world is financially, physically, and mentally draining and it is impossible to do it without help from people like the Ryans," their statement began. "It is so easy to see a problem and walk right past or continue scrolling through your news feed hoping someone else will deal with it. Not many people actually stop to see what they can do to help when faced with a situation like this. Their actions showed us how big their hearts truly are."

"Without people like them who go above and beyond to help, we would not be able to continue saving lives in Saint Lucia," their statement continued. "The animals we rescue almost always have pre-existing conditions, which become expensive to treat and their wedding donations really helped us in a time of need. They haven't only have they helped us financially though, they've also helped bring awareness to our organization which is invaluable."

###

LOGAN RYAN'S FIRST BIG PURCHASE AFTER \$30M DEAL? PAYING OFF BROTHER'S STUDENT LOANS

**BY JORDAN RAANAN
ESPN.COM
JUNE 30, 2017**

VOORHEES, N.J. -- Logan Ryan made his first free-agent purchase worth it after hitting the jackpot in March. He didn't splurge on cars, jewelry or a new house after signing a \$30 million deal with the Tennessee Titans after four seasons -- and two Super Bowls -- with the New England Patriots.

Ryan wanted to use some of that new money for something special, like a gift for his older brother Jordan. But it wasn't something superficial.

Several days after Jordan's birthday, Ryan blindfolded him and presented him with an oversize check worth \$82,000 to pay off his student loans. He posted a picture of the moment on social media.

"I had the idea for a little bit," Ryan said during a Thursday Night Lights football camp he cohosted with New York Giants cornerback Eli Apple at their alma mater, Eastern Regional High School. "After I signed the deal with Tennessee, people kept asking me, 'What are you going to buy with it? What are you going to buy with the new money?'"

"I didn't buy anything. I felt I was completely cool where I'm at. I'm taking care of my immediate family and living my life. I don't want to change my lifestyle off a contract. So the one thing I knew I wanted to help was my brother. I just waited for the time when. No one told him. Very few people in my family knew. Figured his birthday was a great time to do it, and it worked out great."

It was an emotional moment for the brothers. Tears were shed.

Ryan thought it was something his brother deserved after spending many years as the other brother in the background.

"He texts me before every game, after every game. He's traveled, paid for traveling on his own. Engineer, went to Drexel. Extremely bright kid. Obviously had to take out student loans like many kids do for an expensive university. Did everything you want. Has a great paying job, had over \$150K in debt. And I've seen that weigh on him a little bit and not live life the way he wants," Ryan said. "That's the system. That is life. I'm not making no excuses for anybody. But I got drafted to the NFL, won two Super Bowls, and I signed a multimillion-dollar contract, and that guy never asked me for a penny. And he traveled to all my games and supported me from day one.

"So it was my way as a little brother to say thank you."

In order to make it happen, Ryan and his wife searched the internet for a place to find oversize checks that could be presented as a gift and made it all happen.

Ryan didn't quite realize the attention the gesture would receive. He wrote a post Tuesday night on Facebook with the hashtags #Family and #FinallyFree that went viral, which he didn't mind because it sparked quality conversations about student loans.

What followed has been an overload of calls and texts during what has been a busy -- and successful -- week.

Ryan was inducted into the South Jersey Football Hall of Fame on Wednesday, then returned to his alma mater Thursday to hold a football camp in his hometown for 350 kids.

"I'm showing them," Ryan said. "I'm challenging them, 'Why not you?' Same town, same field I worked on. Me and Eli both worked with each other and pushed each

other here. So we're trying to keep that thing going."

And maybe someday they can do for a sibling what Ryan was able to do earlier this week for his.

###

**DA'NORRIS SEARCY
LIVING OUT HIS DREAM
IN NFL**

**BY JIM WYATT
TITANS ONLINE
OCTOBER 6, 2015**

NASHVILLE, Tenn. — Ever since he could first write his name, Da'Norris Searcy had a Plan A.

He never had a Plan B.

Questions about his dreams and aspirations started in elementary school, and continued in middle school. In high school, those around him insisted he should explore more options when his answer never changed.

"They all asked me what I wanted to be when I was older, for my job," Searcy recalled. "Career day would come along and they'd ask me what I wanted to be and I'd tell them I wanted to play in the NFL. They would always say, 'Well, you need a Plan B. What's your Plan B?' And I'd always tell them, 'Plan A and Plan B are the same. I plan on playing football.'"

Tracy Searcy, his mom, remembers well.

"He didn't have a back-up plan. He never had a back-up plan," she said with a smile. "I used to tell him myself he needed to have a second idea of what he wanted to do, too. But he always said he didn't have to because he was going to play in the NFL. I guess he was right."

Yes, Searcy was right. The safety is in his fifth NFL season, his first with the Tennessee Titans.

On Sunday at Nissan Stadium, Searcy will line up against his old team, the Buffalo Bills. Searcy spent his first four seasons in Buffalo before signing a four-year deal with the Titans during the offseason.

Searcy smiles when he thinks about his childhood dream. But he doesn't pinch himself.

In his mind, there was never a doubt.

"I always give thanks, because I am thankful, and blessed. But I don't pinch myself, no," he said. "I'm not going to lie. I always imagined myself playing in the NFL. I never thought it wouldn't happen."

After playing in 62 games from 2011-14 with the Bills, the Titans signed Searcy in March, and paired him on the back end with veteran safety Michael Griffin.

In his first three games with the Titans, Searcy has made 11 tackles, which ranks him seventh on the team. The 5-foot-11, 207-pounder from Decatur, Ga., has also brought a lively spirit to the defense.

The Titans expect him to be a playmaker for years to come. Searcy tallied 191 tackles, five interceptions and four sacks in Buffalo, and he also forced three fumbles. He scored on a pick-6 in 2013.

"In evaluating the safeties that were out there (in free agency), he stood out as a guy who could do a lot of things for you – play coverage, be physical, and be very active. Just watching his tape, he was impressive," coach Ken Whisenhunt said of Searcy. "We liked everything about him. And he's been good."

"He brings intensity that brings a lot to our football team. It shows up in the weight room, in the meeting rooms, on the field. It shows up in a lot of places. He is a good team player and that helps build that chemistry."

Searcy grew up in an athletic family, his father Donald the leader of the bunch.

Donald Searcy, a linebacker, played semi-pro football. Searcy also had uncles, and a brother who played the game. While his mother

preached academics – and the back-up plan – Donald Searcy pushed his son to be as good as he could possibly be on the football field. He trained him, and instructed him.

Da'Norris Searcy put in the time. He began playing at the age of 4, and loved it. He still remembers watching Monday Night Football every week with his grandmother, Virginia, who passed away in 2002. Searcy wore the No.21 at North Carolina because of his grandmother, who was born in 1921, and he's back in that number with the Titans after wearing No.25 in Buffalo.

When he takes the field on Sundays, he remembers his roots. Searcy has a tattoo of a cross and an angel wings to represent his grandmother and great grandmother.

"The last name on the jersey represents them," Searcy said. "My dad and my uncles, I know they all dreamed about playing in the NFL. My dad, he has always been my No.1 fan. Since I'm the one who is getting a chance to do it, I try and represent them well."

On the field, Searcy is known for his instincts, and play-making ability. With the Bills, he intercepted three passes in 2014, forced a fumble and also caused one.

His teammates with the Titans say he brings an edge.

"He is a very instinctive player," cornerback Jason McCourty said. "He is not the tallest guy, but he packs a lot of power. He has that sense of swag, when he steps foot on the field he expects to make plays."

Griffin said Searcy brings something else.

"Da'Norris, he's a weird guy," Griffin said with a smile. "He's into action figures, Superheroes. He dresses the worst of anyone in practice, and even his whole thing

with cars -- he is into old school American muscle cars. The music he likes, everything is different.

“But he’s a great guy, and he can play football. And he hits the weights hard. He’s a strong, strong guy. And he’s a great guy to have on the team.”

Searcy, who’s married (Kennetra) with a daughter (Kenna), said he’s enjoying Nashville, with the Titans. He misses his friends in Buffalo, but not necessarily the cold weather.

In Tennessee, he’s closer to home. Tracy Searcy is from Chattanooga, and Searcy has family in Nashville and Knoxville. He’s also not far from where his parents now live, in Stone Mountain, Georgia.

Nicknamed Spiderman because he used to do flips on the playground as a kid, Searcy plans to make a mark with the Titans in the years to come.

He wants to make the most of Plan A. And Plan B.

“I had people come forward and say they didn’t think I’d make it.” Searcy said. “Later they came up and apologized for it, and said they were glad to see someone from my neighborhood was courageous enough to do it and it make them proud.

“I love this game. I always have loved football. Off the field I am calm and I am laid back; my wife will tell you I’m nonchalant. But on the field I am zero to 100. I’m always going to go all out and give it everything I have.”

###

VETERAN APPROACH HAS TITANS ROOKIE TAJAE SHARPE POISED FOR SUCCESS

BY PAUL KUHARSKY
ESPN.COM
SEPTEMBER 8, 2016

NASHVILLE, Tenn. -- As the overmatched UMass Minutemen prepared for a trip to Bill Snyder Stadium and what would be a 37-7 loss to Kansas State in 2013, receiver Tajae Sharpe and his position coach noticed something a previous opponent of the Wildcats had employed.

"We saw someone start disguising the receivers alignment by putting him in the backfield and motioning him out," said Allen Suber, who's now at Alabama State. "I think at that time, Tajae really started to learn and develop the thought process for matchups and getting himself in better positions and lined up against backers or strong safeties.

"Which then intrigued him as a young player, not only to learn his route but to learn the concepts and where he fit and how we could get him in better matchups. He would come in and sit down and really, from that week on, go through all the pass concepts we had against their personnel. And he just understood it. He could sit down and talk you through it."

Three years removed from that 1-11 UMass season and his nine-catch, 98-yard game against Kansas State, Sharpe will line up as a starting wide receiver for the Tennessee Titans Sunday at Nissan Stadium.

In roughly four months of work, he's shown the Titans the same thing he showed Suber: an ability to understand concepts and how he fits into them.

Quarterback Marcus Mariota is sure to lean on last year's leading target, tight end Delanie Walker. But the 2014 Heisman Trophy winner has quickly bonded with Sharpe, a

player he trusts to be in the right place and hold onto the ball.

Sharpe was a fifth-round draft choice by new Titans general manager Jon Robinson. Robinson inherited a receiver-needy roster but made five picks before getting to the position, using the 140th choice on a weapon who played on a struggling team in college but led the nation in receptions as a senior with 111.

When the Titans spent time with Sharpe ahead of the draft, receivers coach Bob Bratkowski installed some concepts with him. On the field, Sharpe executed them pretty much flawlessly, Robinson recalled.

"It's his intelligence level, his ability to process information quickly and his physical skill set," Robinson said of the 6-foot-2, 194-pound rookie. "... He's wiry. He's just got really good body control. He can sink his weight, drop his weight in and out of his breaks very efficiently."

After the Titans landed Sharpe, Robinson figured he'd found a rookie role player. But Sharpe has earned a role far more important than that, helped by a stark contrast with some guys who were already on the team. Justin Hunter and Dorial Green-Beckham didn't have a work ethic similar to Sharpe's. While more impressive physically, they didn't feel nearly the same gravitational pull of the position's detail and nuance.

Green-Beckham was traded on Aug. 16. Hunter was cut Sept. 3.

The Titans' longstanding fascination with fantastically athletic but unrefined wideouts went with them. Before he's even played a meaningful down, Sharpe has come to symbolize the kind of guy these Titans want.

"Tajae doesn't look like a rookie, he looks like a guy that's been around in this league for a little while," said Titans receiver Andre Johnson, who has stats that rate among those of the all-time great receivers. "The way he runs routes, he's faster than he

looks. He makes plays. I think this year will be pretty big for him."

Johnson said if he knew nothing of Sharpe and watched him work, he'd have guessed he as a second- or third-year player.

Johnson was drafted by the Texans third overall out of Miami in 2003. Thirteen years later and 137 picks further down in the draft, Sharpe came to Tennessee.

"I wasn't really known for running routes coming in," Johnson said. "I think that's something I developed over the course of my career. As far as running routes, he's better than I was coming in.

"He asks a lot of questions when he doesn't understand something or he's curious about something. That's a good thing, and a lot of times it's what you look for in a rookie."

Sharpe speaks reverently about Johnson, and said compliments from him are humbling. The rookie also rates Suber, who was on the Texans practice squad during Johnson's time there, as a big influence in shaping him.

"The biggest thing was that he was a ball of clay," Suber said. "He just wanted to be coached. ... He fell in love with the preparation process."

When Sharpe was coming out of Piscataway (N.J.) High School, Suber rated him as just an average route-runner. Mark Carrier and Tampa Bay Buccaneers receivers coach Richard Mann taught Suber lessons he passed on to Sharpe that helped him evolve. "Separation technique, the ability to speed cut, the ability to separate," Suber said. "He's not the fastest guy with vertical speed, but he's always going to have separation. He is a master of the separation technique.

"It's understanding leverage, it's being able, regardless of whether you are running deep, [to be] always simulating it. He'll tell you, first 5 yards, everything should look the same. Speed and upper-body violence when you are running

routes. He can sink his hips at 10 [yards] and maintain the same pad level and be out at 6 yards very, very quickly. He understands cutting off interception angles of defenders."

Since the start of the seven-round draft in 1994, only four receivers selected in the fifth round or later posted seasons with at least 51 catches and 720 receiving yards. The most recent, Stefon Diggs, will be on the field for the Vikings on Sunday during Sharpe's NFL debut.

Can Sharpe surpass them? He may be in just the right environment to give it a run.

"The game is very slow in his head right now," Suber said. "He's a football player. I think he's going to play a decade plus."

###

**LESHAUN SIMS WANTS
TO CONTEND FOR
BIGGER ROLE IN 2017**

**BY JIM WYATT
TITANSONLINE.COM
JUNE 28, 2017**

NASHVILLE, Tenn. – Less BBQ, and fewer mistakes.

Will a combination of the two - along with solid play - help Titans cornerback LeShaun Sims land a bigger role in his second NFL season?

So far, Titans coach Mike Mularkey has liked what he's seen.

"He's been good," Mularkey said of Sims. "He's doing fine. LeShaun is very quiet -- he doesn't say a whole lot. But he comes to work every day, and he is all business when he is on the field. I think you can tell it's his second year. He is a better player this year than he was this time last year."

A fifth-round pick out of Southern Utah in the 2016 NFL Draft, Sims played in 13 games for the Titans in 2016, with two starts.

Sims saw his playing time increase at the end of last season, after the team parted ways with veteran cornerback Perrish Cox. After struggling late in a game against the Bears in late November, Sims settled down in the final month of the season. Pro Football Focus listed Sims as the team's highest graded player against Kansas City on December 18. Sims intercepted Chiefs quarterback Alex Smith in the end zone in that contest.

In the final five games of last year, Sims tallied 16 tackles and six passes defended. He played primarily on special teams at the start of the season, and was inactive the first three games of the season.

"He is one of our promising young players," Titans defensive coordinator Dick LeBeau said of Sims at the end of the season. "I

think he has a bright future ahead of him."

Sims said he learned a lot from his rookie season, when he watched those around him, and listened.

"You just have to relax, play ball, and get the (defensive) call," Sims said. "You can't overthink everything.

"I feel like once I got settled down I started to play some solid, decent ball. Now, I just have to build on that."

Sims has some new company around him this offseason. The team signed veteran cornerback Logan Ryan, and drafted former USC cornerback Adoree' Jackson in the first round. At safety, the team signed former Jaguars safety Johnathan Cyprien.

"The guys have been cool," Sims said. "We're competing, and working together."

To put himself in a better position to be successful, Sims said he changed his diet, and has focused on eating better. His plan is to stick to a meal-prep, nutrition plan.

"Not as much fast food, I guess," he said with a smile. "They have some good barbeque out here. But I don't eat nearly as much now as I used to."

With a year under his belt, Sims plans to contend for a significant role in the defense this fall.

He likes his position, and coaches say he's a contender because of his size, speed and work ethic.

"Just having more time in the offseason and being able to prepare, it has helped me a lot," Sims said. "I've spent a lot more time in the playbook, and I think that has helped and kept me from having a lot fewer mental mistakes. I just have to keep getting in the playbook.

"This year, I just want to come (into training camp), still the same

mindset as last year. But I definitely want a bigger role. I just want to come in, let the coaches see I understand the defense more, and do what I can to help the team, on defense and on special teams. That's the biggest thing for me right now."

###

**ROOKIE TE JONNU SMITH
READY TO LISTEN,
LEARN, CONTRIBUTE**

**BY JIM WYATT
TITANS ONLINE
MAY 19, 2017**

NASHVILLE, Tenn. — Jonnu Smith is ready to listen, and learn.

In time, the rookie tight end hopes it will pay off with big results for the Titans.

“I am extremely capable. If I wasn’t, I wouldn’t be here,” said Smith, drafted in the third round of the NFL Draft. “But I know I have to be a sponge right now, and learn the playbook and listen to others.

“You have one mouth and two ears, and that tells you a lot. My ears will be wide open.”

Smith made his NFL practice field debut during the team’s rookie minicamp last weekend. This week, he joined the veterans at Saint Thomas Sports Park.

A 6-foot-3, 248-pounder, Smith has the skill set to be a productive player for the Titans, possibly early. It’s why the team has thrown him into the fray at a number of positions.

When asked how quickly Smith could make an impact for the Titans, coach Mike Mularkey said it depends on “how quickly he picks (things) up.”

“We are going to move him around a little bit,” Mularkey said of Smith. “He is going to play both the Y and the F tight end, and he is going to be an every down player for us. So he is going to have a lot on his plate, he already has. And he seems to grasp it pretty good. He’s a real easy catcher with the ball, and can run.”

Smith, the 100th overall pick of the draft, caught 178 passes for 2,001 yards and 18 touchdowns at Florida International, and tallied 42 catches for 506 yards and four touchdowns in 2016.

Smith holds the FIU record for career receptions (178) for a tight end, and he’s also No. 1 all-time in career receiving yards.

With the Titans, he joins a tight end group led by two-time Pro Bowler Delanie Walker.

Walker told Titans Online earlier this month he’s watched some film on Smith.

“I think he is a very physical, talented tight end,” Walker said of Smith. “And I can’t wait for him to come in so I can get into his ear and hopefully he can bring something to the table with his play to help this team out.”

Walker’s advice to Smith: Watch me.

“He is going to have to pay his dues,” Walker said. “He can learn from me, and I think he will be a sponge. He is not a guy that talks a lot. He is going to come in and he is going to understand his place. He is going to come in and learn from the guys we have, and if he steps up I am pretty sure he is going to have an opportunity to play.”

Smith said he’s more than willing to work.

He said he’s worked to improve his blocking, and plans to improve his technique to get even better.

He’s a big fan of Walker, and winning.

“He’s a hell of a player, and I am looking forward to learning from him and all the vets in the tight end group,” Smith said. “So I am looking forward to adapting and maybe one day be better than Delanie Walker -- that is the goal, you know what I mean? If you are not here for that, then why are you playing?”

“I just want to show that I can do everything at the tight end position. I want to come out here and play fast and physical, and be smooth in everything that I do.

“And whatever the Titans ask me to do, that’s what I am going to do. And I am going to be relentless at doing it. I am looking forward to helping this team win a Super Bowl, because that is what we are aiming for. So I will do whatever is required of me.”

###

TITANS' SPAIN LOOKING TO BUILD ON HIS SURPRISING ROOKIE YEAR

**BY TERRY MCCORMICK
ASSOCIATED PRESS
AUGUST 5, 2016**

NASHVILLE, Tenn. (AP) — Quinton Spain has a much different pedigree than the other Titans linemen.

Spain is an undrafted second-year pro from West Virginia trying to maintain his status as the Tennessee Titans' first-team left guard. Spain started the final six games for the Titans last season and has been running with the first-team line in camp.

Contrast that with the Titans' other four projected starting linemen. Tennessee's line includes two first-round picks at the tackle spots in Taylor Lewan (2014) and Jack Conklin (2016), a first-rounder at right guard in Chance Warmack (2013) and a coveted free-agent acquisition at center in Ben Jones.

Spain is doing all he can to maintain his role as a starter.

"I felt like I've done pretty good," Spain said. "I've just got to keep moving forward and keep battling for the spot."

In assessing Spain's play through the first week of training camp, Titans coach Mike Mularkey offered some praise while also stressing Spain's need for improvement.

"He's been a little bit hot-and-cold," Mularkey said. "More hot than cold, but when he's had his mistakes, they've been pretty significant. I mean, they stand out. Not getting out on some screens, not covering up guys today.

"Again, he was an undrafted free agent last year that — he's held his own, but the more he gets, the better he's going to get, as well. He's still in a competition at that left guard position."

Spain's primary competition should come from former starting center Brian Schwenke, Jeremiah Poutasi and rookie sixth-round pick Sebastian Tretola. The competition to determine the starting offensive line begins in earnest in the next couple of days.

The Titans have intentionally stuck with the same starters up to this point because they were still putting in offensive installations.

That process is near an end, allowing offensive line coach Russ Grimm to start playing a form of musical chairs to determine the eventual starters.

"We're going to start rolling some people in there," Grimm said. "I tell people all the time we're not playing a game for real yet. So there are no set starters. So when you come out and you start stepping through stuff, you kind of keep guys at the same spot till we get the whole offense."

"As of tomorrow, the whole offense is going to be in, so now you're going to see guys that know the assignment so they can flip from one side to the other.

"I don't want to flip them too early because they start getting confused and stuff like that. Once they learn the offense and now that we've got it all in, then we're going to start shuffling some people around to see what we've got."

As for how things fall, Spain isn't fretting the competition.

"I've just got to play my game, and whatever happens, happens," Spain said. "If playing my game is not enough, I can't look back and say I didn't give it my all."

###

**5 THINGS TO KNOW
ABOUT TITANS KICKER
RYAN SUCCOP**

**BY JASON WOLF
THE TENNESSEAN
DECEMBER 20, 2016**

Five things to know about Titans kicker Ryan Succop:

Hero of the day

###

Succop's 53-yard field goal as time expired gave the Titans a 19-17 victory against the Chiefs on Sunday at Arrowhead Stadium, where the temperature was 1 degree at kickoff, making it the coldest game in Titans/Oilers franchise history. His career long is 54 yards.

A first for everything

Succop is the first player in NFL history to hit a game-winning field goal of longer than 50 yards as time expired to complete a come-from-behind victory against his former team. The 30-year-old kicker is in his eighth NFL season and third with the Titans. He played his first five seasons with the Chiefs.

Only getting better

Succop is on pace to set his career high for made field goal percentage for the third consecutive season. He's hit 90.9 percent (20 of 22) of his field goals this season. He hit 87.5 percent (14 of 16) last season and 86.4 percent (19 of 22) in 2014. Succop converted 86.2 percent of his field goals (25 of 29) in 2009, tying for the highest success rate by a rookie since the AFL-NFL merger (minimum 20 attempts).

Mr. Irrelevant 2009

Succop was "Mr. Irrelevant" after being selected with the final pick (256th overall) of the 2009 NFL Draft. He's one of two Mr. Irrelevants on the team. Titans cornerback Kalan Reed was selected with the final pick in the draft this year.

Former Gamecock gives back

**DIRECTSNAPS: PHILLIP
SUPERNAW'S UNDRAFTED
ATTITUDE PAYING
DIVIDENDS**

**BY PHILLIP SUPERNAW
TITANS ONLINE
OCTOBER 2, 2016**

DirectSnaps is a story series contributed by Tennessee Titans players sharing their perspectives, both on and off the field, with fans. This week's entry comes from TE Phillip Supernaw.

Two grand.

That was my signing bonus when I entered the NFL in 2012. After taxes, it came out to \$1,300. I still have that check. One day I may even get it framed.

Undrafted was more than a label for me coming out of the well-known football powerhouse of Ouachita Baptist. It's part of my identity, the core of what motivates me.

I grew up in Katy, Texas, about 25 miles from Houston. I played quarterback in high school, but I wasn't recruited by colleges. I didn't have a single Division I offer. When signing day came, Ouchita Baptist was the only place that said I could come play, so I did.

Fast forward four years, I didn't get a Combine invite. I also didn't get drafted, but the Texans gave me a chance as a college free agent. That's where the big signing bonus came in. I'll never forget that. In that moment I was like, "Holy cow, they're actually going to pay me to give me a chance. This is awesome." You know, all these guys are signing for millions of dollars, and I never even thought about it. I never asked about any other player's signing bonus. I just couldn't get over how awesome it was.

Another thing I'll never forget: getting to know Andre Johnson.

It was 2012, and we were both with the Texans. I was an undrafted rookie free agent and Andre was...

well, Andre. I mean, he's like the godfather, right?

The Texans drafted him when I was in junior high, so I grew up watching him play. He had no idea what my name was. But I always had this really awesome jersey from when he played at Miami. The orange one... you know, real authentic. I had that thing in my locker for three weeks, and then one day I finally was like, "OK, I'm doing it."

I walked over to his locker with his No. 5 University of Miami jersey. I had it in a box, folded perfectly, pen ready to go. I was like, "Andre, do you think you can sign this for me, man?" When he signed it, he said, "Where did you get that jersey? It's sweet." That jersey is framed and has even more meaning now that we're teammates again in Tennessee.

I don't have a pride issue telling you that story. You'll hear guys in NFL locker rooms say things like, "I'm never going to get a jersey signed by another grown man." To that, I say big deal. When you've bounced around the league like I have, I think it's a cool opportunity. It's a reminder of where you've been and who you've played with along the way.

I was on four teams in my first three years. I was with Houston for two years, and I wasn't even really on a team my second year. I actually got cut before training camp on an injury settlement, and I was out of football until Week 15. I was just floating around, hunting and stuff. I wasn't even in the NFL. Then Week 15, the Texans picked me back up and I played the final two games. Then I went to Baltimore for a year. In that year—2014—I went to Kansas City for three weeks and then back to Baltimore. It was a lot of bouncing around, not really getting settled anywhere. And no, it never gets easier getting cut and starting over again.

From an early stage of being in the NFL, I just kind of took on that challenge of being undrafted. I never really thought about whether I

was going to make the team or not because that will drive you crazy. I always had the same outlook. You just control what you can. I think all of it helped me—going to that really small school, being undrafted. It made me take nothing for granted, even the little stuff. It taught me to be a hard worker because nothing is guaranteed and nothing is given. This can all be taken away in an instant. I'll never take a play off because I can't ever forget how far I've come to get here.

I believe that's why I'm a Titan now. I found my niche here. With Mike Mularkey taking over and Jon Robinson coming in, it fit perfectly to the kind of player I am—tough, physical, nonstop, finishing, never quitting. This is a weird business and can get political, but here it's basically if you want to be a tough guy who will never quit and give it your all, you have a chance to play. That's why I consider this my home now. They really gave me a chance to contribute here, and I had prepared for it. It was the opportunity I was waiting on forever, and I don't ever want to squander that.

That undrafted attitude that got me here is kind of like the attitude this team has. That's the cool thing. We're pretty young, with the exception of some of those great vets we need, and we don't care at all what anybody thinks or is saying. We know how hard we work. We know how well we're capable of playing. I've been on teams that struggled before, but this team is different. We know we have so much in store for the future. The losses hurt, but at the end of the day, we have 13 left, and we're not even clicking on all cylinders yet. Everyone is just fired up for how good we can be.

It's sort of like that signing bonus check.

My \$2,000 might not have been much to everybody else, but to me, it was an opportunity. I wouldn't change anything because it all ended up getting me here. Hopefully, there's a lot more to come.

###

**POLITE PLAYMAKER:
TAYWAN TAYLOR
MAKING IMPACT WITH
TITANS**

**BY JIM WYATT
TITANS ONLINE
SEPTEMBER 20, 2017**

NASHVILLE, Tenn. – Taywan Taylor is as polite as they come off the field.

Spend time around the Titans rookie and you'll discover he's a "yes, sir" and "no, sir" kind of guy, always accommodating, and respectful. Ask around about Taylor and you'll learn he soaks up as much as he can from his veteran teammates, and asks for extra time with coaches.

His Twitter handle fits him well: @SilentGrind2.

"He's a humble guy," Titans offensive coordinator Terry Robiskie said. "A hard-working, humble guy."

But on the field, he's no pushover.

"He's a dog now," Titans veteran Harry Douglas said of Taylor. "He's a dog on the field, make no mistake about that."

And he's a fast one.

Taylor, a third-round pick out of Western Kentucky, blew past Jaguars cornerback A.J. Bouye to make a diving 42-yard catch in Sunday's 37-16 win. The folks at Next Gen Stats, in fact, recorded Taylor with a speed of 21.44 on the play, which makes him the fastest recorded player in the NFL this season.

Taylor has three catches for 56 yards through two games. The Titans have also given him the ball on handoffs, something the team did during the preseason as well.

"He's fast," Titans coach Mike Mularkey said of Taylor. "He can get around the edge on you, he can get by you on a go route. The thing about him, which is rare for a

rookie, I've told you this before, all the young guys want to be coached and want to do it the way we want to do it.

"That go route, Terry (Robiskie) is very adamant about those kind of routes, not looking for the ball too early, run 20 yards as fast as you can, run by guys. Most players look too early, their speed slows down because they're looking back, defensive guys can keep up with them or can get back what they lost, and he ran by right about 18-to-20 (yards), which we tell him he looked up and he had beaten him and Marcus (Mariota) had a great throw on it. Those are some things, for a young guy to do, which were impressive."

The highlight-reel play earned Taylor a nice reception on the sideline.

"They were loving it, saying: That was big time right there," Taylor said with a smile. "Big-time players make big-time plays, they told me. Marcus gave me a good ball and I wanted to go out there and make a play for the team. I want to make those kind of plays all the time."

Taylor was a ball magnet at Western Kentucky. The most prolific receiver in WKU history accumulated 253 career receptions for 4,234 yards and 41 touchdowns in four seasons, setting team records in both categories.

In 2016, Taylor set Hilltopper records with 98 catches, 1,730 receiving yards and 17 touchdowns.

In the NFL, he's already drawn some pretty nice comparisons.

"He reminds me of T.Y. Hilton," Titans cornerback Brice McCain said of Taylor during camp. "He reminds me of T.Y. just the way he moves his body, how he is so confident, but so quiet. I like that about him. He catches the ball well, and he doesn't panic. I love Taywan."

Mariota has called Taylor "dynamic."

Douglas, a 10-year veteran who is currently on Injured Reserve, on Monday raved about Taylor.

"Since he's gotten here he's done a great job of learning," Douglas said. "We've asked him to do multiple things, and he's done a great job of grasping the information. At the same time I think he is an unbelievable athlete. He can rush the ball, he can catch the ball, he can block. He can do everything you need to be successful in this league. He is a playmaker, man. He makes plays. He's humble, he listens and I love that about him."

Depending on the status of receiver Corey Davis, who is dealing with a hamstring injury, Taylor's playtime could increase this week.

Taylor played just six snaps in Week One against the Raiders, and 12 snaps against the Jaguars.

Taylor said he'll be ready.

"That's what I told coach from the get-go, day one when they drafted me: Whatever they need me to do, I am willing to do it," Taylor said. "I just want to try and help the team as much as I can."

###

**FREE AGENT PAIR
PROMISES SPECIAL
TEAMS IMPROVEMENT**

**BY DAVID BOCLAIR
NASHVILLE POST
MARCH 14, 2017**

In the one season they played together, Daren Bates figured out something important about Brynden Trawick.

“You follow him around you’re going to find yourself at the ball,” Bates said.

Bates (pictured) didn’t follow Trawick to the Tennessee Titans, they just ended up on the roster together. The two signed with the Oakland Raiders last season to inject some life into that team’s special teams.

Free agents again this year, they independently agreed to deals with Tennessee, which clearly aims to upgrade its special teams for 2017. In addition to those two, Eric Weems, an experienced returned and cover man, also has signed.

“Obviously, they wanted a better core than they had in previous years — adding three of the top guys in the league from last year,” Trawick said. “It’s definitely going to be an improvement and it’s definitely going to be fun to watch.”

Trawick was one of nine NFL players who had more than 10 solo tackles on special teams last season. His 15 total stops on kicks were a career-high.

He played his first three seasons in Baltimore and averaged seven per season — the same number Bates averaged in his first three seasons, all with the St. Louis Rams. He had eight (five solo) last season with Oakland.

“To me, you have to be a little off,” Bates said. “You can’t be sensitive. You have to be violent. You have to be a different type of football player. You kind of have to have a defensive player’s mindset but a

little more off. I kind of call it just being crazy. You go out there and play with reckless abandon and play violent.

“... To be able to come in and change the whole look on special teams, that’s what I plan to do.”

The Titans ranked in the bottom half of the league when it came to covering kickoffs (18th) and punts (26th) last season. They were even worse when it came to returning them, 20th and 26th, respectively.

“Me being that guy my whole career, I’m taking that mindset regardless of what they think of me,” Trawick said. “I’m playing special teams with the hopes of adding a role on defense and contributing on defense.

“You just have to want to do it and to be great. It doesn’t take too much. It’s just like being an offensive or defensive player, you just have to want to do it and dominate the guy across from you and make him feel you. That’s what I’ve been doing. And that’s what I’m going to keep doing.”

###

**NEW TITANS
LINEBACKER ERIK
WALDEN OF MTSU
WANTS TO BE 'TONE-
SETTER' ON DEFENSE**

**BY ADAM VINGAN
THE TENNESSEAN
JULY 29, 2017**

PAGE 4C

Despite totaling a career-high 11 sacks last season with the Indianapolis Colts, outside linebacker Erik Walden remained unsigned as training camps throughout the NFL neared.

The Titans, who showed early interest in the veteran, signed the former MTSU standout Thursday to a one-year contract to add experience to their defensive depth.

"With all the talent they got in place, the coaches got a great atmosphere and the owner and the GM do a great job, so it feels like a perfect fit," Walden said Saturday. "Leaving (Indianapolis), I was thankful for the opportunity, but I'm definitely blessed with this one."

Walden's sack total last season tied for eighth in the league. The Titans were among the NFL's most successful pass-rushing teams last season, with their 40 sacks tied for sixth-most.

"It's a lot of talent," Walden said of the team's defense. "A lot of speed. I'm just trying to contribute the way I can. Whatever they ask me to do, I'm more than willing to do it."

The Titans are Walden's sixth team in a 10-year career since being drafted out of MTSU in the sixth round in 2008. He is expected to back up starting linebackers Derrick Morgan and Brian Orakpo.

Walden's championship experience with the Green Bay Packers in 2010 could be valuable to the Titans, who are being trumpeted as a breakout team in the AFC this season.

"I'm the tone-setter," Walden said. "I'm going to be the one who sets the tone each and every week, trying to show the young guys how to be a professional and just motivate each other and feed off each other."

Bruce Alexander, a longtime Tennessee Titans fan, said that attending training camp was so important to him that he waited in line since 5:45 a.m. after leaving his wife and two-week old baby at home to be one of the first ones in the gates. Autumn Allison/USA TODAY NETWORK-Tennessee

In a complimentary tone, Titans coach Mike Mularkey described Walden on Friday as a "nasty" player. The Titans already were aware of that edge, with Walden head-butting tight end Delanie Walker during a 2013 game.

"That's the past," Walden said of the incident. "We're on the same side. We're trying to accomplish the same mission. (Walker's) a hell of a player. We're on the same team, so we're working together now."

###

TITANS TE DELANIE WALKER MOTIVATED FOR MORE AT PRO BOWL

**BY JIM WYATT
TITANS ONLINE
JANUARY 28, 2017**

ORLANDO, Fla. — Delanie Walker is an old pro at this whole Pro Bowl thing now.

The Titans tight end is here at the all-star game for the second year in a row after making his Pro Bowl debut in Hawaii. Prior to that, he turned down a chance to go as an alternate.

There was a time in Walker's career when he watched others receive honors, and he wondered if his time would ever come. He attended his first Pro Bowl in his 10th NFL season.

"I think having to wait like I did, it makes me appreciate all this more," Walker said after practice on Friday. "I appreciate being here with all these guys who play the game so well. I think I always felt like if I had the opportunity, I could play in the Pro Bowl myself. But everything that happened earlier in my career made me hungrier, and made me work harder. And now I want to keep proving myself.

"I am not slowing down. I've still got it. I still feel like I am 22 years old."

Walker, who's 32, is coming off a season when he caught 60 passes for 800 yards and seven touchdowns. In 2016, Walker caught more touchdowns than he did during his Pro Bowl season of 2015, when he hauled in 94 passes for 1,088 yards and six scores. With an improved running game, and more weapons around him, Walker's overall numbers didn't reach those from the previous year, but he hasn't lost a step.

Fellow Pro Bowl tight end Travis Kelce from the Chiefs can vouch for that.

"I have been watching Delanie since he was in San Fran, and to see how he moves, how big he is, how strong he is, it is impressive, man," Kelce said. "I remember watching a play where they were playing Denver and they threw a little screen to him -- we were putting that play in on our game vs the Broncos. We were basically stealing one of the Titans plays, OK? And Delanie catches it and he has eight people on him as soon as he catches it and he just starts stiff-arming everybody, breaking tackles and takes it 20 yards. And I am looking at everyone like, "So this is what you are expecting me to do on this play?"

Walker's 22-year-old self didn't get many chances to make those kind of plays. He spent his 20s paying his dues. A sixth-round pick by the 49ers in 2006, Walker didn't catch more than 29 passes in a season in his first seven years in the league, all in San Francisco. He played a lot on special teams, and after switching from receiver to tight end, he got limited opportunities while playing in an offense with perennial Pro Bowl tight end Vernon Davis.

Chiefs quarterback Alex Smith, who is at the Pro Bowl, was with Walker in San Francisco. He's thrilled for his success in Tennessee, and said it might've come sooner if he'd gotten more chances.

"No question there has been growth," Smith said of Walker. "Would the success he's having now happened if he got more chances then? Without a doubt, if he was given more sooner, it would have happened sooner. But Delanie was such a great teammate, you never heard him complain. Obviously Vernon was kind of the featured guy but Delanie never complained and just did what he was asked to do. I think that says a lot about him and I think that is why he is doing what he is doing, because of that mentality.

"I'm not surprised at all by what he's done, going to Tennessee and playing at a high level."

Walker, who signed with the Titans prior to the 2013 season, has been a

go-to guy in Tennessee. Walker set franchise records among tight ends in 2015, and he's continued to break franchise records at his position.

Last offseason, the Titans rewarded him with a contract extension.

Titans coach Mike Mularkey called Walker a perfectionist, and a tone-setter.

"It is never good enough for Delanie," Mularkey said. "He wants to be the best, and he works at it. A great example is when he gets the extension, and his mission is to prove, "I'm worth it." Not every guy is like that in this league. A lot of guys will take it, and think "I've made it." And there's a lot of guys who get comfortable. He is not comfortable, he wants to get better every day."

Walker is enjoying his second Pro Bowl trip. He said the week is easier, because he knows what to expect.

He brought 27 family members with him to enjoy it, from mother, his son, his brother, his aunts and more.

"My mom is having a blast," Walker said. "She went to Universal Studios yesterday and said it's probably one of the best times she's ever had. It is good to have my family here with me, enjoying this experience with me. I know I don't have too much longer."

Walker quickly corrected himself when questioned further.

Eleven years into his NFL career, not too much longer means "at least four more years" for Walker.

He has no plans to hang it up any time soon, he said, even though he expects folks to doubt him.

But that's OK. He'll use that as motivation to get to the Pro Bowl again.

"I think the road I took, going Division 2 (at Central Missouri) and getting drafted in the sixth round, playing receiver and getting moved

to tight end,” Walker said. “I proved I could play tight end as good as anybody in the league after being switched from receiver. But I am still hungry. Every day I am out there I want to do better than the year before.

“A lot of people doubt me, saying “His level of play is going to go down, he is old.” But I went out there this year and still played at the highest level and now I am in back-to-back Pro Bowls. I am still moving up that ladder.”

###

**TITANS PLAYER JOINING
USO TOUR**

***NASHVILLE POST
MARCH 31, 2017***

Tennessee Titans tight end Delanie Walker is joining a group of other NFL players for a USO tour of Southwest Asia this summer, the league announced.

Walker, New Orleans Saints defensive end Cameron Jordan and Miami Dolphins cornerback Byron Maxwell will visit U.S. troops and their families at military bases in southwest Asia, though specific locations are not being disclosed at this time.

The tour will include military-themed athletic competitions at the bases, as well as meetings with military leaders at four locations in three countries.

Since 1966, more than 250 NFL players, coaches and executives have participated in USO tours, according to the league.

Walker was named the Tennessee Titans Community Man of the Year in 2013 and 2015, due in part to his work with Mothers Against Drunk Driving

“We are proud to work with the NFL on yet another entertainment tour, and look forward to bringing smiles and a piece of home to the many service members stationed in Southwest Asia,” USO CEO and President J.D. Crouch said in a release.

###

**ERIC WEEMS WANTS TO
REPLACE PAINFUL
MEMORY WITH GOOD
ONE**

**BY JIM WYATT
TITANS ONLINE
MARCH 14, 2017**

NASHVILLE, Tenn. — The ending of the 2016 season was a painful one for Eric Weems.

As a member of the Atlanta Falcons, Weems watched in disappointment as the New England Patriots celebrated a world championship after his team lost a big lead in Super Bowl 51.

“It took me some time to get over that loss -- I’m not even going to lie,” Weems said on Monday. “I think I was in a dark place for two to three weeks, man. My mind was cloudy. It was like a gut punch.

“I am over it now, finally. I think I am over it now. It took a long time, but there’s nothing I can do about it now. You live and learn from the experience. Now, hopefully I can get back there as a Titan.”

After spending eight of his first 10 seasons with the Falcons, Weems officially signed with the Titans on Monday.

The veteran return man and special teams ace said he’s excited about his opportunity in Tennessee. And he said he wouldn’t have come aboard if he didn’t believe the Titans were capable of making a run themselves.

“The arrow is pointing up here,” Weems said of the Titans. “When I was looking to sign somewhere, my whole mindset was to find a team that had a shot to get into the playoffs, and once you get there anything can happen. I want to get back to that big stage. I want to get back there bad.”

A Pro Bowler in 2010, Weems ranked sixth in the NFL in punt returns last season with an 11.4 average. He had a 73-yard punt return in Week 2, and also averaged

23.0 yards on 17 kickoff returns last season, with a long of 42. Weems also covers kicks, and will do just about anything asked of him.

###

“He is a tough football player, and he has good play speed,” Titans general manager Jon Robinson said of Weems. “The thing that we liked about Eric is he is certainly returner first, but he also plays on the coverage units and can give us some value on kickoff cover, on punt cover. He has been a personal protector on punts before. So when you are looking at constructing the roster for game day he gives you an extra player, if you will, that can help you on other phases of special teams and not just in the return game.”

In 10 NFL seasons, Weems has caught 38 passes for 353 yards and four touchdowns. Weems entered the NFL in 2007 as an undrafted free agent out of Bethune-Cookman. He’s played eight of his 10 seasons with the Falcons (he played with the Bears in 2012-13).

A Pro Bowler in 2010, Weems will be reunited with Titans offensive coordinator Terry Robiskie, his former position coach in Atlanta, and Titans head coach Mike Mularkey, his former offensive coordinator.

Weems will handle return duties for the Titans.

“It is a fresh start,” Weems said. “The coaching staff and everyone sees something in me. The GM sees something in me. So I am here not to let those guys down.

“I have a past with Terry and Mike, and also Harry Douglas, who was also with me in Atlanta. I am looking forward to being back around those guys again, and to have fun. Terry and Mike, those are guys who know how to teach the game, not just on the field but off the field they are fun to be around.

“I am just looking forward to being a part of things here. I love the direction this team is going in and I want to do my part to help us win.”

**TITANS DL SYLVESTER
WILLIAMS WANTS TO
MAKE LATE FATHER
PROUD**

**BY JIM WYATT
TITANS ONLINE
MARCH 24, 2017**

NASHVILLE, Tenn. — Sylvester Williams knows his late father is proud of him, and that brings a smile to his face.

As a member of the Titans, the team's new defensive lineman plans to continue doing things to make his father happy. He just wishes his dad could witness it himself.

"I remember when I first went to college, my dad was so happy for me," Williams said. "The day I got drafted by the Broncos, he was so proud. And I told him then: 'Everything I do is going to be for you. I did everything I could to make him happy, and to make his life as easy as possible with his health issues.

"I know he was proud of me -- he used to tell me all the time. It hurts not having him here with me, but I plan to live through the memory he created."

Sylvester Williams Sr. died on February 10, a little more than a month before his son signed as a free agent with the Tennessee Titans. The elder Williams saw his son, who worked at Backyard Burger and Taco Bell while in high school, pay his dues after nearly missing out on a chance to go to college -- and play football -- while working in a factory for six months after his high school graduation.

He also saw his son win a Super Bowl ring in Denver after becoming a full-time starter, and a dependable pro.

Sylvester Williams Sr. died following a heart attack last month. He'd battled health problems for years.

The day Williams signed with the Titans, he said he was thrilled to know the Titans believed in him. But the 6-foot-2, 312-pound nose tackle admitted it was hard to not have his father with him on such a big day.

"Being here in this moment without him, it's tough," Williams said. "But I know he would be happy for me.

"I just want to be as good a man, and as good a father as he was. He was a great man. My father worked in a factory for over 20-something years. There was nothing he couldn't do. I've seen my dad build walls and he was the type of person who wanted to help everybody, that's just how he was. He never took the time to look out for himself. That's why when I was able, I tried to do everything I could to make him comfortable."

A first-round pick by the Broncos in the 2013 NFL Draft, Williams has played in 60 games over the past four seasons, with 48 starts. He started all 16 games last season for the Broncos, when he recorded 29 tackles and a sack.

In his career, he's tallied 94 tackles and six sacks.

The story behind Williams is one of determination.

In high school, he started just one game at Jefferson City (Mo.). A coach spotted him in the hallways, and asked him to go out for football, so he gave it a shot. He was raw, with poor technique when he took the field. When he played, he simply tried to outmuscle his opposition. When his senior season ended, he figured that would be the end of his playing days.

Williams worked at Wal-Mart for a short time before landing a job at the same factory where his father worked, Modine Manufacturing Company. He made radiator parts for large trucks, and said he was happy with the money and the benefits. But six months in he

wondered if there was something else out there for him.

"I have a ton of respect for the people there," Williams said. "But I just knew I wanted to pursue something different in life, so I went back to school."

A former coach suggested Williams go to junior college, and he did. His father drove him to Coffeyville (Kansas) Community College, roughly five hours from him.

There, Williams got serious about football, and his life. After ballooning to 360 pounds, he got into better shape, and he ate better. He learned football, and colleges began to find out he had a lot of potential. Williams visited schools like USC, Auburn, Ole Miss, Oklahoma State and Baylor before deciding on North Carolina.

Williams started 45 games during his collegiate career, and earned a first-round draft pick.

Now, after four years in Denver, Williams is ready to make an impact in Tennessee.

He's excited. And he's determined to keep going.

"It's sad to see him go, it really is," Williams said of his father. "He took a lot of pride in his kids. It hurts not having him here with me.

"But I am going to keep doing the things that would make him proud."

###

WILLIAMSON LOOKS FOR MORE IN FOURTH YEAR

BY TOMMY BOYD
NASHVILLE POST
JUNE 12, 2017

It is difficult to ask more from inside linebacker Avery Williamson, who has consistently been one of the Tennessee Titans' most important players since his fifth-round selection in the 2014 draft.

He has played in 47 of the team's 48 games since he entered the league, and has finished all three seasons in the top five of the team's tackling statistics. Last season, he led the Titans in both solo (73) and assisted tackles (31).

Still, he is hungry for more.

"Avery is just a steady player," said head coach Mike Mularkey. "He's physically bigger, he's running really well, and his weight's great. He's taken more leadership this year than he has in the past which is important, especially at that role."

Williamson is not the oldest of the team's linebackers. Derrick Morgan, Brian Orakpo and Wesley Woodward are on their eighth, ninth and 10th seasons, respectively. When it comes to his tenure with the Titans, though, only Morgan has been on the roster longer.

"Going from year to year and now being in my fourth year, I'm definitely one of the guys that people look up to," Williamson said. "I'm just trying to do my best and show them the right way."

While his statistics and on-field presence have earned him that leadership role, Williamson still has strides to make in order to be among the leaders of the league at his position.

In 2016, he finished just among the NFL's top 30 tacklers. He has yet to play in a Pro Bowl or earn All-Pro recognition. Individual honors appear to be the next logical step except that Williamson prefers to

measure himself against himself rather than the rest of the league.

"I would say really it is to top what I did last year and to show improvement," he said. "I feel like as long as I'm helping my team win games, it's going to all work itself out from there."

His team-first approach to success stems from the mind of his head coach, and has been implemented throughout the duration of organized team activities (OTAs) in order to establish a foundation for the 2017 season.

"I think the team success has a lot to do with individuals and what they're doing," Mularkey said.

For Williamson, both his individual performance and the team's performance are more important now than they have ever been.

Because it is his fourth year in the league, his rookie contract is set to expire at the end of this season. While his role on the team is currently that of a leader at his position, he is aware of what a great season could mean for his career.

"It's pretty much the same, but you put a little bit more emphasis on different things," he said. "It's a big year. It's definitely a big year, so you just try to make sure you cross your Ts and dot your Is on everything."

###

**TITANS LINEBACKER
WESLEY WOODYARD HAS
KEY INGREDIENT**

**BY JOE REXRODE
THE TENNESSEAN
MARCH 30, 2017**

PAGE: 1C

He's a 6-foot linebacker, which helps explain why Wesley Woodyard was a lightly recruited prospect out of LaGrange, Ga., in 2004 and an undrafted free agent out of Kentucky in 2008.

He was voted a team captain as a UK freshman and as a rookie with the Denver Broncos, which helps explain why he's a nine-year NFL veteran – recently signed by the Titans to a contract extension worth as much as \$12.75 million. And why, even amid the offseason crunch of a 6-week-old baby at home and intensive work to improve his pass coverage skills, Woodyard found time for Brackets for Good.

The Indianapolis-based program is in Nashville for the first time this year, and 47 local charities took part in the first Nashville bracket, with a total of \$72,000 raised so far. It's head-to-head matchups based on donations – which can be made at nashville.bfg.org/bracket – and it has been pared down from the original 47 to the “Philanthropic Four” to the championship match.

Donating goes until 8 p.m. Friday between Cottage Cove Urban Ministries (helping at-risk children excel academically) and Park Center (recovery programs for people with mental illness). The winner will get a \$10,000 grand prize from the Buckingham Foundation in addition to the money raised. And both will get a visit from Woodyard.

He was chosen as the “Nashville All-Star” for this year's event and has helped promote it through his 16 Ways Foundation. He started that in 2010 with a focus on literacy programs, life skills and football camps.

And just as with his career and his family, Woodyard's passion is palpable. You get him going and you get out of the way.

“Any way we can help kids, whether that's providing mental help, physical help or just showing them, ‘There's someone out here who believes in you,’ I tell you what, it took a lot of people in my life,” Woodyard said. “And they had nothing to gain from me being successful.”

Coaches and teachers, for example, and cousin-in-law Derrick Kelley, a mentor who helped Woodyard develop as a player and student. Also, a DARE (Drug Abuse Resistance Education) officer who made an impact on young Woodward with a talk about drugs.

“That definitely changed my life as a little kid because I grew up in a neighborhood where you would walk past drug-related houses and gang-related houses,” Woodyard said. “My teachers believed in me; I had a couple who would bring me around their kids, and to be a kid from a middle-class, single-parent home and to be loved by not only just a teacher but a teacher from an opposite race, that goes a long way.”

Woodyard and his wife, Veronica, welcomed Luca Cruz Woodyard to the world on Feb. 12, making it a family of five in their offseason home in Orlando. He has been working there with NFL cornerback Tony Carter, a former teammate in Denver, because Woodyard knows coverage skills are going to be crucial in 2017 after tight ends victimized the Titans often in 2016.

“I've been working on my flexibility,” said Woodyard, who had 53 tackles, two sacks, five pass breakups and a pick last season. “Different backpedaling drills, different transition drills, to get out of cuts. And I think that will help me out a lot. I've never really taken advantage of working with DBs on my teams, but I think that's something all linebackers can learn from. I didn't know some of the

footsteps that can put you in better position to get across the field and cover a guy. It's good to hear a cornerback's mindset, and most guys never hear that in their careers. I'm in year 10 and I'm still learning.”

And that explains better than anything why the Titans extended Woodyard, a leader for his entire NFL career, through 2019. Even at just 6-foot and with a 31st birthday coming up in July. Passion matters, and Woodyard has it for more than the game.

“Michael Jordan said it best: you never know what kid is looking at you for the first time,” he said. “You have an opportunity when you step on the field to open somebody's eyes, show them they can be better, how to do things the proper way. If you have an opportunity to use this game in a positive way, you should do it, and that's something I hold dear to my heart, man. Every rookie on our team, I take it personal to try to build a relationship with those guys, make sure they don't settle for less, make sure they're working hard every day. Make sure they're doing the things that will get them into year 10.”

###



TENNESSEE
TITANS

HISTORY

2016 SEASON (9-7 REGULAR SEASON, 0-0 PLAYOFFS) • 2ND PLACE AFC SOUTH

Table with columns: DATE, OPPONENT, SCORE, W/L, ATT. Rows include games against Minnesota, Detroit, Oakland, Houston, Miami, Cleveland, Indianapolis, Jacksonville, San Diego, Green Bay, Indianapolis, Chicago, Denver, Kansas City, Jacksonville, and Houston.

Summary table with columns: TITANS, OPP. Rows include Total First Downs, Rushing, Passing, Penalty, 3rd Down, 4th Down, Possession Avg., Total Net Yards, Net Yards Rushing, Net Yards Passing, Punts/Average, Penalties/Yards, Touchdowns, and Returns.

Table with columns: BY PERIODS, 1, 2, 3, 4, OT, PTS. Rows include Team and Opponents.

Table with columns: SCORING, TD, RU, PA, RT, PAT, FG, S, TP. Rows include Succop, Murray, Matthews, Walker, Henry, Wright, Fasano, An. Johnson, Mariota, Sharpe, D. Jones, Lewan, Team, and Opponents.

2-Pt Conversions: TM 0-5, OPP 1-3

FUM/Lost: Mariota 9/5, Murray 3/1, Mariani 2/0, Cassel 1/0, Matthews 1/1, Walker 1/0

Table with columns: RUSHING, No, Yds, Avg, Lg, TD. Rows include Murray, Henry, Mariota, Andrews, Mariani, Wright, Walker, Cassel, Fowler, Sharpe, Blake, Team, and Opponents.

Table with columns: PASSING, Att, Cmp, Pct, Yards, Yds/Att, TD, Int, Lg, Sk/Yds, Rating. Rows include Mariota, Cassel, Murray, Team, and Opponents.

Table with columns: RECEIVING, No, Yds, Avg, Lg, TD. Rows include Matthews, Walker, Murray, Sharpe, Wright, Douglas, Henry, An. Johnson, Fasano, Supernaw, Amaro, Fowler, Lewan, Team, and Opponents.

Table with columns: INTERCEPTIONS, No, Yds, Avg, Lg, TD. Rows include Cox, McCain, McCourty, Woodyard, Stafford, Searcy, Sims, Williamson, Team, and Opponents.

Table with columns: PUNTING, No, Yds, Avg, Net, TB, In, Lg, B. Rows include Kern, Team, and Opponents.

Table with columns: PUNT RETURNS, No, FC, Yds, Avg, Lg, TD. Rows include Mariani, Blake, Team, and Opponents.

Table with columns: KICKOFF RETURNS, No, Yds, Avg, Lg, TD. Rows include Mariani, Andrews, Wright, Team, and Opponents.

Table with columns: FIELD GOALS, 1-19, 20-29, 30-39, 40-49, 50+. Rows include Succop, Team, and Opponents.

TEAM/Succop: (28G) (51N,46G) (34G) (48G,26G) (40G) (58N) (48G,44G) (32G,22G,33G) () (51G,23G) (47G) (19G,31G) (53G,41G) (39G,53G) (42G) (35G)
OPP: (37N,56N,50G,33G,45G,30G) (42G,27G) (52G) (53G,48N,45G) (24G) (45G,37G) (28G,33G) () (32G,23G, 36G) (29G,38G) (42N,49G) () (34G) (34G) (29G,48G,56G,50G) (45N,26G)

SACKS
Orakpo 10.5, Morgan 9, Casey 5, Spence 3, Williamson 2, Woodyard 2, D. Jones 1.5, Klug 1.5, Byard 1, Dodd 1, Stafford 1, Wallace 1, (team) 1, Au. Johnson 0.5
Titans 40, Opponents 28

TACKLES (Solo-Assists-Total)
Williamson 76-73-149, Woodyard 52-36-88, Spence 41-36-77, McCourty 56-8-64, Byard 42-21-63, Stafford 42-16-58, Orakpo 40-15-55, Searcy 39-12-51, Casey 38-13-51, Morgan 29-21-50, R. Johnson 33-15-48, McCain 37-7-44, Blake 32-5-37, Cox 33-3-36, Jones 18-11-29, Klug 14-11-25, Sims 17-1-18, Woods 11-6-17, Bass 8-8-16, Au. Johnson 13-2-15, Wallace 9-6-15, Blackson 7-7-14, Dodd 6-3-9, Palmer 2-0-2, An. Woods 2-0-2, Abdesmad 1-0-1, Reed 1-0-1, team 1-0-1
Team Totals: 700-336-1,036

USUAL STARTING LINEUP

OFFENSE
WR Rishard Matthews (18)
TE Delanie Walker (82)
LT Taylor Lewan (77)
LG Quinton Spain (67)
C Ben Jones (60)
RG Josh Kline (64)
RT Jack Conklin (78)
TE Anthony Fasano (80)
WR Tajae Sharpe (19)
QB Marcus Mariota (8)
RB DeMarco Murray (29)

DEFENSE
DE DaQuan Jones (90)
NT Al Woods (96)
DT Jurrell Casey (99)
OLB Derrick Morgan (91)/David Bass (51)
ILB Wesley Woodyard (59)/Sean Spence (55)
ILB Avery Williamson (54)
OLB Brian Orakpo (98)
CB Jason McCourty (30)
SS Da'Norris Searcy (21)
FS Rashad Johnson (25)/Kevin Byard (31)/Daimion Stafford (24)
CB Brice McCain (23)/Perrish Cox (20)

SPECIALISTS
K Ryan Succop (4)
P Brett Kern (6)
KR/PR Marc Mariani (87)

Pro Bowl All-Pro
GM: Jon Robinson; Head Coach: Mike Mularkey
Asst. Coaches: Dick LeBeau (asst. HC/def. coord.), Terry Robiskie (off coord.), Bobby April (ST coord.), Brandon Blaney (def. asst.), Bob Bratkowski (WR), Sylvester Croom (RB), Nick Eason (DL), Russ Grimm (OL), Steve Hoffma (ST asst.), Steve Jackson (asst. secondary), Jason Michael (QB), Arthur Smith (TE), Lou Spanos (LB), Luke Steckel (off asst.), Mike Sullivan (asst. OL), Deshea Townsend (second-ary), Jason Tucker (asst. WR), Steve Watterson (asst. HC/ strength and cond.), Keith Willis (asst. DL)
* April - special teams coordinator first four games; Hoffma - special teams assistant first four games, special teams co-ordinator fina 12 games

AMERICAN FOOTBALL CONFERENCE STANDINGS

Table with columns: AFC EAST, AFC NORTH, AFC SOUTH, AFC WEST, W, L, T, Pct. Rows include New England, Miami, Buffalo, New York Jets, Pittsburgh, Baltimore, Cincinnati, Cleveland, Houston, Tennessee, Indianapolis, Jacksonville, Kansas City, Oakland, Denver, and San Diego.

NATIONAL FOOTBALL CONFERENCE STANDINGS

Table with columns: NFC EAST, NFC NORTH, NFC SOUTH, NFC WEST, W, L, T, Pct. Rows include Dallas, New York Giants, Washington, Philadelphia, Green Bay, Detroit, Minnesota, Chicago, Atlanta, Tampa Bay, New Orleans, Carolina, Seattle, Arizona, Los Angeles, and San Francisco.

* Wild Card for Playoff

2015 SEASON (3-13 REGULAR SEASON, 0-0 PLAYOFFS) • 4TH PLACE AFC SOUTH

DATE	OPPONENT	SCORE	W/L	ATT
09/13	at Tampa Bay	W 42-14		63,945
09/20	at Cleveland	L 14-28		67,431
09/27	Indianapolis	L 33-35		65,920
10/11	Buffalo	L 13-14		65,670
10/18	Miami	L 10-38		62,342
10/25	Atlanta	L 7-10		63,329
11/01	at Houston	L 6-20		71,630
11/08	at New Orleans	W 34-28*		73,075
11/15	Carolina	L 10-27		63,591
11/19	at Jacksonville	L 13-19		60,121
11/29	Oakland	L 21-24		58,075
12/06	Jacksonville	W 42-39		57,355
12/13	at New York Jets	L 8-30		78,160
12/20	at New England	L 16-33		66,829
12/27	Houston	L 6-34		62,153
01/03	at Indianapolis	L 24-30		65,733

* Overtime

	TITANS	OPP
Total First Downs	298	317
Rushing	66	101
Passing	195	192
Penalty	37	24
3rd Down: Made/Att	64/201	92/216
3rd Down Pct.	31.8	42.6
4th Down: Made/Att	7/15	4/12
4th Down Pct.	46.7	33.3
Possession Avg.	29:25	30:35
Total Net Yards	4988	5475
Avg. Per Game	311.8	342.2
Total Plays	976	1003
Avg. Per Play	5.1	5.5
Net Yards Rushing	1485	1797
Avg. Per Game	92.8	112.3
Total Rushes	371	462
Net Yards Passing	3503	3678
Avg. Per Game	218.9	229.9
Sacked/Yards Lost	54/390	39/271
Gross Yards	3893	3949
Att./Completions	551/342	502/319
Completion Pct.	62.1	63.5
Had Intercepted	17	11
Punts/Average	88/47.4	74/48.2
Net Punting Avg.	88/40.3	74/43.0
Penalties/Yards	93/779	112/982
Fumbles/Ball Lost	25/16	16/8
Touchdowns	37	51
Rushing	10	11
Passing	25	34
Returns	2	6

BY PERIODS	1	2	3	4	OT	PTS
Team	67	71	84	71	6	299
Opponents	96	127	75	125	0	423

SCORING	TD	RU	PA	RT	PAT	FG	S	TP
Succop	0	0	0	0	29/31	14/16	0	71
Walker	6	0	6	0			0	38
Green-Beckham	4	0	4	0			0	26
Andrews	3	3	0	0			0	18
Mariota	3	2	1	0			0	18
Wright	3	0	3	0			0	18
McCluster	2	1	1	0			0	14
Douglas	2	0	2	0			0	12
Fasano	2	0	2	0			0	12
Fowler	2	1	1	0			0	12
Sankey	2	1	1	0			0	12
Stevens	2	0	2	0			0	12
Cobb	1	1	0	0			0	6
Hunter	1	0	1	0			0	6
McBride	1	0	1	0			0	6
Mettenberger	1	1	0	0			0	6
Sensabaugh	1	0	0	1a			0	6
Woodyard	1	0	0	1b			0	6
Team	37	10	25	2	29/31	14/16	0	299
Opponents	51	11	34	6	48/50	23/27	0	423

2-Pt Conversions: Green-Beckham, McCluster, Walker, TM
3-5, OPP 0-1

FUM/Lost: Mariota 10/6, Mettenberger 4/2, Douglas 2/1,
McCluster 2/2, Sankey 2/1, West(TM) 2/2, Andrews 1/1, Gallik
1/0, Supernaw 1/1

RUSHING	No	Yds	Avg	Lg	TD
Andrews	143	520	3.6	38	3
Mariota	34	252	7.4	87t	2
McCluster	55	247	4.5	44	1
Sankey	47	193	4.1	16	1
Cobb	52	146	2.8	12	1

PASSING	Att	Cmp	Pct	Yards	Yds/Att	TD	Int	Lg	Sk/Yds	Rating
Mariota	370	230	62.2	2818	7.62	19	10	61t	38/258	91.5
Mettenberger	166	101	60.8	935	5.63	4	7	57t	13/98	66.7
Tanneh	14	10	71.4	99	7.07	1	0	29	3/34	114.9
Andrews	1	1	100.0	41	41.00	1	0	41t	0/0	158.3
Team	551	342	62.1	3893	7.07	25	17	61t	54/390	85.5
Opponents	502	319	63.5	3949	7.87	34	11	69t	39/271	101.3

West	16	51	3.2	12	0
Walker	1	36	36.0	36	0
Wright	5	17	3.4	13	0
Fowler	7	13	1.9	3	1
McBride	1	8	8.0	8	0
Mettenberger	9	8	0.9	5t	1
Douglas	1	-6	-6.0	-6	0
Team	371	1485	4.0	87t	10
Opponents	462	1797	3.9	32	11

RECEIVING	No	Yds	Avg	Lg	TD
Walker	94	1088	11.6	61t	6
Douglas	36	411	11.4	51	2
Wright	36	408	11.3	52t	3
Green-Beckham	32	549	17.2	47t	4
McCluster	31	260	8.4	35	1
Fasano	26	289	11.1	33	2
Hunter	22	264	12.0	29	1
Andrews	21	174	8.3	23	0
Sankey	14	139	9.9	30	1
Stevens	12	121	10.1	27	2
Fowler	5	44	8.8	19	1
Coffman	4	42	10.5	16	0
Supernaw	3	32	10.7	16	0
Turzilli	2	25	12.5	18	0
McBride	2	8	4.0	7	1
Mariota	1	41	41.0	41t	1
Cobb	1	-2	-2.0	-2	0
Team	342	3893	11.4	61t	25
Opponents	319	3949	12.4	69t	34

INTERCEPTIONS	No	Yds	Avg	Lg	TD
Brown	2	45	22.5	45	0
Sensabaugh	2	42	21.0	26t	1
Griffi	1	29	29.0	29	0
Cox	1	27	27.0	27	0
Bass	1	8	8.0	8	0
Mount	1	8	8.0	8	0
Searcy	1	5	5.0	5	0
Webb	1	0	0.0	0	0
Williamson	1	0	0.0	0	0
Team	11	164	14.9	45	1
Opponents	17	263	15.5	69t	3

PUNTING	No	Yds	Avg	Net	TB	In	Lg	B
Kern	88	4175	47.4	40.3	1	34	61	0
Team	88	4175	47.4	40.3	1	34	61	0
Opponents	74	3568	48.2	43.0	4	24	65	0

PUNT RETURNS	No	FC	Yds	Avg	Lg	TD
McCluster	24	15	217	9.0	37	0
Douglas	11	2	73	6.6	18	0
Cox	3	0	17	5.7	9	0
Team	38	17	307	8.1	37	0
Opponents	47	23	605	12.9	78t	1

KICKOFF RETURNS	No	Yds	Avg	Lg	TD
McCluster	13	285	21.9	32	0
McBride	10	190	19.0	31	0
Sankey	9	192	21.3	34	0
Andrews	1	13	13.0	13	0
Team	33	680	20.6	34	0
Opponents	22	599	27.2	75	0

FIELD GOALS	1-19	20-29	30-39	40-49	50+
Succop	0/0	3/3	3/3	7/7	1/3
Team	0/0	3/3	3/3	7/7	1/3
Opponents	1/1	6/6	6/6	6/9	1/2

TEAM/Succop: () () (38G,21G) (21G,41G) (37G) () (35G,44G) (51G,29G,55N) (45G) (47G,49G,53N) () () (49G) () (49G)
OPP: () () () (30G) (27G,47N) (38G,24G) (46B) (48G,19G) (31G,32G,20G,36G) (24G) () (53N,47G,27G,42G) (43G,48N,38G,42G,32G) (22G,36G) (49G,52G,35G)

SACKS
Casey 7, Orakpo 7, Woodyard 5, Morgan 4.5, Klug 4, Williamson 3.5, Blackson 2.5, Bass 1.5, Griffin 1, Staffor 1, Tavai 1, Brown 0.5, Searcy 0.5
Titans 39, Opponents 54

TACKLES (Solo-Assists-Total)
Williamson 79-58-137, Woodyard 70-40-110, Griffin 67-34-101, Brown 65-33-98, Casey 48-38-86, Jones 45-22-67, Orakpo 44-20-64, Sensabaugh 42-16-58, Searcy 41-13-54, Bass 23-19-42, Morgan 20-14-34, Cox 26-5-31, Woods 14-17-31, Klug 13-13-26, Webb 20-2-22, Staffor 16-4-20, Blackson 10-9-19, Hill 7-12-19, Wreh-Wilson 16-1-17, McCourty 10-6-16, Riggs 6-0-6, Huff 5-1-6, Pitoitua 2-2-4, Tavai 2-1-3, Martin 1-2-3, Johnson 1-1-2, Mount 0-1-1
Team Totals: 692-382-1,074

USUAL STARTING LINEUP	
OFFENSE	
WR	Harry Douglas (83)
TE	Delanie Walker (82)
LT	Taylor Lewan (77)
LG	Byron Bell (76)/Quinton Spain (60)
C	Brian Schwenke (62)/Andy Gallik (69)
RG	Chance Warmack (70)
RT	Jeremiah Poutasi (73)/Byron Bell (76)
TE	Craig Stevens (88)/Anthony Fasano (80)
WR	Kendall Wright (13)
QB	Marcus Mariota (8)
RB	Antonio Andrews (26)
DEFENSE	
DE	DaQuan Jones (90)
NT	Al Woods (96)/Sammie Hill (94)
DT	Jurrell Casey (99)
OLB	Derrick Morgan (91)/David Bass (51)
ILB	Wesley Woodyard (59)
ILB	Avery Williamson (54)
OLB	Brian Orakpo (98)
CB	Perrish Cox (29)
SS	Da'Norris Searcy (21)
FS	Michael Griffin (33)
CB	Coty Sensabaugh (24)

SPECIALISTS	
K	Ryan Succop (8)
P	Brett Kern (6)
KR/PR	Dexter McCluster (22)

Pro Bowl [All-Pro](#)

GM: Ruston Webster; **Head Coach:** Ken Whisenhunt (firs seven games), Mike Mularkey (fina nine games)
Asst. Coaches: Dick LeBeau (asst. HC/def.), Ray Horton (def. coord.), Jason Michael (off coord.), Steve Watterson (strength and cond.), Bob Bostad (OL), Steve Brown (asst. secondary), Louie Cioffi (secondary), Sylvester Croom (RB), Nick Eason (asst. DL), Steve Hoffman (ST asst.), Shawn Jeffers (WR), Nate Kaczor (ST), Cannon Matthews (qual. ctl. coord. - def.), John McNulty (QB), Mike Mularkey (TE*), Arthur Smith (asst. TE*), Giff Smith (DL), Lou Spanos (LB), Luke Stechel (off asst.), Mike Sullivan (asst. OL), Jason Tucker (asst. WR)

* Mularkey - tight ends coach firs seven games, head coach fina nine games; Smith - assistant tight ends coach firs seven games, tight ends coach fina nine games

AMERICAN FOOTBALL CONFERENCE STANDINGS

AFC EAST	W	L	T	Pct
New England	12	4	0	.750
New York Jets	10	6	0	.625
Buffal	8	8	0	.500
Miami	6	10	0	.375
AFC NORTH	W	L	T	Pct
Cincinnati	12	4	0	.750
* Pittsburgh	10	6	0	.625
Baltimore	5	11	0	.313
Cleveland	3	13	0	.188
AFC SOUTH	W	L	T	Pct
Houston	9	7	0	.563
Indianapolis	8	8	0	.500
Jacksonville	5	11	0	.313
Tennessee	3	13	0	.188
AFC WEST	W	L	T	Pct
Denver	12	4	0	.750
* Kansas City	11	5	0	.688
Oakland	7	9	0	.438
San Diego	4	12	0	.250

NATIONAL FOOTBALL CONFERENCE STANDINGS

NFC EAST	W	L	T	Pct
Washington	9	7	0	.563
Philadelphia	7	9	0	.438
New York Giants	6	10	0	.375
Dallas	4	12	0	.250
NFC NORTH	W	L	T	Pct
Minnesota	11	5	0	.688
* Green Bay	10	6	0	.625
Detroit	7	9	0	.438

2014 SEASON (2-14 REGULAR SEASON, 0-0 PLAYOFFS) • 4TH PLACE AFC SOUTH

DATE	OPPONENT	SCORE	W/L	ATT
09/07	at Kansas City	26-10	W	73,569
09/14	DALLAS	10-26	L	69,143
09/21	at Cincinnati	7-33	L	56,743
09/28	at Indianapolis	17-41	L	64,757
10/05	CLEVELAND	28-29	L	69,143
10/12	JACKSONVILLE	16-14	W	69,143
10/19	at Washington	17-19	L	75,227
10/26	HOUSTON	16-30	L	69,143
11/09	at Baltimore	7-21	L	70,914
11/17	PITTSBURGH	24-27	L	69,143
11/23	at Philadelphia	24-43	L	69,596
11/30	at Houston	21-45	L	71,714
12/07	NEW YORK GIANTS	7-36	L	69,143
12/14	NEW YORK JETS	11-16	L	69,143
12/18	at Jacksonville	13-21	L	61,202
12/28	INDIANAPOLIS	10-27	L	69,143

	TITANS	OPP
Total First Downs	258	357
Rushing	75	119
Passing	159	211
Penalty	24	27
3rd Down: Made/Att	59/196	94/227
3rd Down Pct.	30.1	41.4
4th Down: Made/Att	6/17	5/11
4th Down Pct.	35.3	45.5
Possession Avg.	27:31	32:29
Total Net Yards	4859	5968
Avg. Per Game	303.7	373.0
Total Plays	919	1099
Avg. Per Play	5.3	5.4
Net Yards Rushing	1447	2195
Avg. Per Game	90.4	137.2
Total Rushes	356	515
Net Yards Passing	3412	3773
Avg. Per Game	213.3	235.8
Sacked/Yards Lost	50/326	39/222
Gross Yards	3738	3995
Att./Completions	513/299	545/347
Completion Pct.	58.3	63.7
Had Intercepted	16	12
Punts/Average	89/46.3	73/46.0
Net Punting Avg.	89/40.8	73/41.2
Penalties/Yards	111/961	93/731
Fumbles/Ball Lost	23/10	7/4
Touchdowns	28	48
Rushing	6	17
Passing	20	28
Returns	2	3

BY PERIODS	1	2	3	4	OT	PTS
Team	40	94	73	47	0	254
Opponents	105	110	97	126	0	438

SCORING	TD	RU	PA	RT	PAT	FG	S	TP
Succop	0	0	0	0	27/27	19/22	0	84
Wright	6	0	6	0			0	36
Walker	4	0	4	0			0	24
Hunter	3	0	3	0			0	18
Greene	2	2	0	0			0	12
Sankey	2	2	0	0			0	12
L. Washington	2	0	2	0			0	12
N. Washington	2	0	2	0			0	12
Battle	1	1	0	0			0	6
Coffman	1	0	1	0			0	6
Hagan	1	0	1	0			0	6
Huff	1	0	0	1b			0	6
Locker	1	1	0	0			0	6
McCluster	1	0	1	0			0	6
McCourtly	1	0	0	1a			0	6
Team	28	6	20	2	27/27	19/22	1	254
Opponents	48	17	28	3	47/47	33/39	2	438

2-Pt Conversions: **TM 0-1, OPP 0-1**

FUM/Lost: Mettenberger 4/2, Locker 3/1, L. Washington 3/1, Whitehurst 3/0, Sankey 2/2, Spencer 2/0, Walker 2/0, Greene 1/1, McCluster 1/1, Schwenke 1/1, Wright 1/1

RUSHING	No	Yds	Avg	Lg	TD
Sankey	152	569	3.7	22	2
Greene	94	392	4.2	52	2
Locker	22	142	6.5	29	1
McCluster	40	131	3.3	16	0
Whitehurst	20	90	4.5	23	0
L. Washington	13	57	4.4	16	0
Wright	4	54	13.5	38	0
Battle	5	9	1.8	5	1
Mettenberger	5	4	0.8	8	0

PASSING	Att	Cmp	Pct	Yards	Yds/Att	TD	Int	Lg	Sk/Yds	Rating
Whitehurst	185	105	56.8	1,236	7.17	7	2	75t	18/103	87.4
Mettenberger	179	107	59.8	1,412	7.89	8	7	80t	18/138	83.4
Locker	146	86	58.9	993	6.80	5	7	61t	14/85	70.9
Palmer	3	1	33.3	7	2.33	0	0	7	0/0	42.4
Team	513	299	58.3	3,738	7.29	20	16	80t	50/326	81.0
Opponents	545	347	63.7	3,995	7.33	28	12	80	39/222	93.6

Palmer	1	-1	-1.0	-1	0
Team	356	1447	4.1	52	6
Opponents	515	2195	4.3	62t	17

RECEIVING	No	Yds	Avg	Lg	TD
Walker	63	890	14.1	68	4
Wright	57	715	12.5	48	6
N. Washington	40	647	16.2	80t	2
Hunter	28	498	17.8	75t	3
McCluster	26	197	7.6	25	1
L. Washington	22	159	7.2	25	2
Hagan	19	254	13.4	38t	1
Sankey	18	133	7.4	18	0
Coffman	6	64	10.7	18	1
Durham	6	54	9.0	14	0
Battle	5	28	5.6	12	0
Stevens	2	26	13.0	20	0
Thompson	2	24	12.0	13	0
Andrews	2	11	5.5	6	0
Greene	1	13	13.0	13	0
Klug	1	9	9.0	9	0
Schwenke	1	6	6.0	6	0
Whitehurst	0	10	---	10	0
Team	299	3738	12.5	80t	20
Opponents	347	3995	11.5	80	28

INTERCEPTIONS	No	Yds	Avg	Lg	TD
McCourtly	3	0	0.0	0	0
Woodyard	2	20	10.0	13	0
Griffi	2	12	6.0	12	0
Wreh-Wilson	1	34	34.0	34	0
Stafford	1	33	33.0	33	0
Huff	1	23	23.0	23t	1
Ghee	1	0	0.0	0	0
Wilson	1	0	0.0	0	0
Team	12	122	10.2	34	1
Opponents	16	214	13.4	67	1

PUNTING	No	Yds	Avg	Net	TB	In	Lg	B
Kern	88	4118	46.8	40.8	7	28	79	1
Team	89	4118	46.3	40.8	7	28	79	1
Opponents	73	3356	46.0	41.2	7	26	69	0

PUNT RETURNS	No	FC	Yds	Avg	Lg	TD
McCluster	22	14	155	7.0	48	0
L. Washington	7	4	47	6.7	10	0
Griffi	1	0	5	5.0	5	0
Team	30	18	207	6.9	48	0
Opponents	43	25	350	8.1	30	0

KICKOFF RETURNS	No	Yds	Avg	Lg	TD
L. Washington	31	738	23.8	52	0
Sankey	7	198	28.3	42	0
Andrews	5	110	22.0	27	0
Battle	2	43	21.5	22	0
Klug	2	32	16.0	20	0
Martin	1	0	0.0	0	0
Team	48	1121	23.4	52	0
Opponents	31	855	27.6	107t	1

FIELD GOALS	1-19	20-29	30-39	40-49	50+
Succop	0/0	5/5	7/7	5/8	2/2
Team	0/0	5/5	7/7	5/8	2/2
Opponents	1/1	9/9	12/12	7/11	4/6

Titans/Succop: (36G,31G,46G,47G) (47G) (40N,44N) (36G) () (25G,21G,42G) (36G) (35G) () (20G) (20G) () (42N) (40G, 33G,51G) (50G,23G) (31G)
OPP: (35G,48N) (48G,44G,51G,48G) (29G) (31G,30G) (38G,42G) (55B)(31G,31G,27G,22G) (30G,29G,49G) () (49G,23G) (36G,26G,49N,35G,30G,50G) (37G,43B) (20G,19G,36G,52G,42G) (53N,51G) () (23G,46N,26G)

SACKS
Morgan 6.5, Casey 5, Griffin 3, Hill 3, Williamson 3, Woodyard 2.5, Klug 2, Phillips TM 2, Pitoitua 2, Wimbley 2, Groves 1, Huff 1, D. Jones 1, Pollard 1, Sensabaugh 1, Stafford 1, Wilson 1, Woods 1
Titans 39, Opponents 50

TACKLES (Solo-Assists-Total)
Woodyard 66-68-134, Griffin 83-32-115, Williamson 55-52-107, Casey 58-28-86, McCourtly 77-8-85, Morgan 52-30-82, Wilson 49-16-65, Wreh-Wilson 47-10-57, Hill 30-17-47, Pitoitua 21-24-45, Sensabaugh 37-7-44, Wimbley 18-23-41, Stafford 24-9-33, Klug 21-10-31, Woods 14-17-31, Phillips 14-14-28, Martin 10-18-28, Pollard 22-4-26, Gooden 15-9-24, Groves 12-7-19, Huff 8-6-14, Jones 7-6-13, Harris 8-1-9, Moch 3-1-4, Ghee 3-0-3, Brown 1-0-1
Team Totals: 755-417-1,172

USUAL STARTING LINEUP

OFFENSE
WR Nate Washington (85)
TE Delanie Walker (82)
LT Taylor Lewan (77)
LG Andy Levitre (67)
C Brian Schwenke (62)
RG Chance Warmack (70)
RT Michael Oher (72)
TE Craig Stevens (88)/Brett Brackett (87)
WR Kendall Wright (13)
QB Zach Mettenberger (7)
RB Bishop Sankey (20)

DEFENSE
DE Ropati Pitoitua (92)
NT Sammie Hill (94)
DT Jurrell Casey (99)
OLB Derrick Morgan (91)
ILB Wesley Woodyard (59)
ILB Avery Williamson (54)
OLB Kameron Wimbley (95)
CB Bledi Wreh-Wilson (25)
SS George Wilson (21)
FS Michael Griffin (33)
CB Jason McCourtly (30)

SPECIALISTS
K Ryan Succop (8)
P Brett Kern (6)
KR/PR Leon Washington (26)

Pro Bowl All-Pro

GM: Ruston Webster; **Head Coach:** Ken Whisenhunt
Asst. Coaches: Ray Horton (def. coord.), Jason Michael (off coord.), Bob Bostad (off line), Steve Brown (asst. sec. coord.), Louie Cioffi (secondary), Sylvester Croom (RB), Nick Eason (asst. DL), Steve Hoffma (ST asst.), Shawn Jefferso (WR), Nate Kaczor (ST), Cannon Matthews (qual. ctl. coord. - def.), John McNulty (QB), Mike Mularkey (TE), Kevin Patullo (asst. WR), Arthur Smith (asst. TE), Giff Smith (DL), Lou Spanos (LB), Luke Stechel (off. asst.), Mike Sul-livan (asst. OL), Steve Watterson (strength and cond.)

AMERICAN FOOTBALL CONFERENCE STANDINGS

AFC EAST	W	L	T	Pct
New England	12	4	0	.750
Buffalo	9	7	0	.563
Miami	8	8	0	.500
New York Jets	4	12	0	.250
AFC NORTH	W	L	T	Pct
Pittsburgh	11	5	0	.688
* Cincinnati	10	5	1	.656
* Baltimore	10	6	0	.625
Cleveland	7	9	0	.438
AFC SOUTH	W	L	T	Pct
Indianapolis	11	5	0	.688
Houston	9	7	0	.563
Jacksonville	3	13	0	.188
Tennessee	2	14	0	.125
AFC WEST	W	L	T	Pct
Denver	12	4	0	.750
Kansas City	9	7	0	.563
San Diego	9	7	0	.563
Oakland	3	13	0	.188

NATIONAL FOOTBALL CONFERENCE STANDINGS

NFC EAST	W	L	T	Pct
Dallas	12	4	0	.750
Philadelphia	10	6	0	.625
New York Giants	6	10	0	.375
Washington	4	12	0	.250
NFC NORTH	W	L	T	Pct
Green Bay	12	4	0	.750
* Detroit	11	5	0	.688
Minnesota	7	9	0	.438
Chicago	5	11	0	.313
NFC SOUTH	W	L	T	Pct
Carolina	7	8	1	.469
New Orleans	7	9	0	.438
Atlanta	6	10	0	.375
Tampa Bay	2			

2013 SEASON (7-9 REGULAR SEASON, 0-0 PLAYOFFS) • 2ND PLACE AFC SOUTH

DATE	OPPONENT	SCORE	W/L	ATT
09/08	at Pittsburgh	16-9	W	61,585
09/15	at Houston	24-30*	L	71,718
09/22	SAN DIEGO	20-17	W	69,143
09/29	NEW YORK JETS	38-13	W	69,143
10/06	KANSAS CITY	17-26	L	69,143
10/13	at Seattle	13-20	L	68,127
10/20	SAN FRANCISCO	17-31	L	69,143
11/03	at St. Louis	28-21	W	54,617
11/10	JACKSONVILLE	27-29	L	69,143
11/14	INDIANAPOLIS	27-30	L	69,143
11/24	at Oakland	23-19	W	46,001
12/01	at Indianapolis	14-22	L	65,502
12/08	at Denver	28-51	L	76,554
12/15	ARIZONA	34-37*	L	69,143
12/22	at Jacksonville	20-16	W	60,559
12/29	HOUSTON	16-10	W	69,143

* Overtime

	TITANS	OPP
Total First Downs	311	329
Rushing	103	108
Passing	172	191
Penalty	36	30
3rd Down: Made/Att	94/227	69/201
3rd Down Pct.	41.4	34.3
4th Down: Made/Att	11/17	7/11
4th Down Pct.	64.7	63.6
Possession Avg.	30:00	30:00
Total Net Yards	5390	5407
Avg. Per Game	336.9	337.9
Total Plays	1032	1027
Avg. Per Play	5.2	5.3
Net Yards Rushing	1894	1795
Avg. Per Game	118.4	112.2
Total Rushes	462	446
Net Yards Passing	3496	3612
Avg. Per Game	218.5	225.8
Sacked/Yards Lost	37/214	36/227
Gross Yards	3710	3839
Att./Completions	533/328	545/344
Completion Pct.	63.1	63.1
Had Intercepted	16	13
Punts/Average	79/42.9	76/45.0
Net Punting Avg.	79/39.7	76/40.0
Penalties/Yards	101/900	95/779
Fumbles/Ball Lost	27/9	24/12
Touchdowns	41	40
Rushing	16	21
Passing	22	15
Returns	3	4

BY PERIODS	1	2	3	4	OT	PTS
Team	71	77	65	149	0	362
Opponents	76	83	88	125	9	381

SCORING	TD	RU	PA	RT	PAT	FG	S	TP
Bironas	0	0	0	0	41/41	25/29	0	116
C. Johnson	10	6	4	0	0	0	0	60
Walker	6	0	6	0	0	0	0	36
Greene	4	4	0	0	0	0	0	24
Hunter	4	0	4	0	0	0	0	24
Fitzpatrick	3	3	0	0	0	0	0	18
N. Washington	3	0	3	0	0	0	0	18
Locker	2	2	0	0	0	0	0	12
Preston	2	0	2	0	0	0	0	12
Wright	2	0	2	0	0	0	0	12
Battle	1	1	0	0	0	0	0	6
Klug	1	0	0	1b	0	0	0	6
McCourty	1	0	0	1c	0	0	0	6
Thompson	1	0	1	0	0	0	0	6
Verner	1	0	0	1a	0	0	0	6
Team	41	16	22	3	41/41	25/29	0	362
Opponents	40	21	15	4	37/38	32/39	3	381

2-Pt Conversions: TM 0-0, OPP 1-1

FUM/Lost: Fitzpatrick 9/2, C. Johnson 3/2, Locker 3/1, Kern 2/0, Williams 2/1, Wright 2/0, Wylie(TM) 2/1, Bailey 1/1, Reynaud(TM) 1/1, Walker 1/0, L. Washington(LG) 1/0, L. Washington(TM) 1/0

RUSHING	No	Yds	Avg	Lg	TD
C. Johnson	279	1077	3.9	30t	6
Greene	77	295	3.8	29	4
Fitzpatrick	43	225	5.2	26	3
Locker	24	155	6.5	39	2
Battle	36	142	3.9	37	1
Kern	2	0	0.0	0	0

PASSING	Att	Cmp	Pct	Yards	Yds/Att	TD	Int	Lg	Sk/Yds	Rating
Fitzpatrick	350	217	62.0	2454	7.01	14	12	77t	21/109	82.0
Locker	183	111	60.7	1256	6.86	8	4	66t	16/105	86.7
Team	533	328	61.5	3710	6.96	22	16	77t	37/214	83.6
Opponents	545	344	63.1	3839	7.04	15	13	55	36/227	83.3

Reynaud	1	0	0.0	0	0
Team	462	1894	4.1	39	16
Opponents	446	1795	4.0	60	21

RECEIVING	No	Yds	Avg	Lg	TD
Wright	94	1079	11.5	45	2
Walker	60	571	9.5	33	6
N. Washington	58	919	15.8	77t	3
C. Johnson	42	345	8.2	66t	4
Hunter	18	354	19.7	57	4
Williams	15	178	11.9	32	0
Britt	11	96	8.7	15	0
Greene	6	39	6.5	28	0
Mooney	6	32	5.3	22	0
Preston	5	37	7.4	10t	2
Battle	4	36	9.0	24	0
Thompson	3	13	4.3	9t	1
Stevens	2	5	2.5	6	0
Shiancoe	2	2	1.0	3	0
Reynaud	1	4	4.0	4	0
Fitzpatrick	1	0	0.0	0	0
Team	328	3710	11.3	77t	22
Opponents	344	3839	11.2	55	15

INTERCEPTIONS	No	Yds	Avg	Lg	TD
Verner	5	68	13.6	34	1
Pollard	3	36	12.0	32	0
Ayers	1	5	5.0	5	0
Brown	1	3	3.0	3	0
McCarthy	1	1	1.0	1	0
Griffi	1	0	0.0	0	0
G. Wilson	1	0	0.0	0	0
Team	13	113	8.7	34	1
Opponents	16	132	8.3	35	1

PUNTING	No	Yds	Avg	Net	TB	In	Lg	B
Kern	78	3386	43.4	39.7	2	32	63	1
Team	79	3386	42.9	39.7	2	32	63	1
Opponents	76	3422	45.0	40.0	7	28	61	0

PUNT RETURNS	No	FC	Yds	Avg	Lg	TD
Reynaud	18	8	135	7.5	35	0
L. Washington	6	9	78	13.0	33	0
Williams	4	3	12	3.0	8	0
Wylie	2	0	4	2.0	4	0
Verner	1	0	11	11.0	11	0
Team	31	20	240	7.7	35	0
Opponents	35	25	210	6.0	24	0

KICKOFF RETURNS	No	Yds	Avg	Lg	TD
L. Washington LG	17	500	29.4	95	0
L. Washington TM	16	481	30.1	95	0
Reynaud	15	355	23.7	40	0
Williams	5	123	24.6	37	0
Wylie	5	94	18.8	23	0
Bailey	1	0	0.0	0	0
Battle	1	26	26.0	26	0
Verner	1	17	17.0	17	0
Team	44	1096	24.9	95	0
Opponents	45	1099	24.4	46	0

FIELD GOALS	1-19	20-29	30-39	40-49	50+
Bironas	0/0	10/10	8/9	5/7	2/3
Team	0/0	10/10	8/9	5/7	2/3
Opponents	2/2	6/6	6/8	15/18	3/5

Bironas/Titans: (26G,44G,27G) (48N,47G) (20G,43N,37G) (26G) (22G,32N) (38G,25G) (31G) (39G,37G) (25G,38G) (33G,22G,23G) () () (45G,50N,24G) (45G,52G) (42G,55G,37G) **OPP:** () (50N,50N,46N) (44G,38B) (45G,47G) (29G,24G, 33G,48G) (31G,29G) (44G) (44N) (32G,44G) (48G,30G, 50G) (52G,48G,24G,32N,48N,42G) (47G,48G,45G,37G, 49G) (25G,64G,19G) (25G,47G,41G) (36G) (19G)

SACKS
Casey 10.5, Morgan 6, Brown 4, Pitoitua 4, A. Johnson 3, Wimbley 3, Klug 2, Ayers 1, Fokou 1, Mi. Martin 1, Pollard 0.5
Titans 36, Opponents 37

TACKLES (Solo-Assists-Total)
Pollard 93-49-142, Brown 80-37-117, Griffin 71-35-106, Fokou 67-31-98, Pitoitua 42-49-91, Casey 49-41-90, McCourty 68-9-77, Verner 61-12-73, Ayers 44-12-56, Morgan 31-23-54, McCarthy 35-16-51, Hill 26-14-40, Sensabaugh 29-8-37, A. Johnson 19-16-35, Wilson 25-8-33, Klug 14-12-26, Wimbley 12-12-24, Martin 9-13-22, Edwards 6-4-10, Wreh-Wilson 6-3-9, Gooden 4-3-7, Campbell 3-1-4, Staffor 1-0-1
Team Totals: 795-408-1,203

USUAL STARTING LINEUP

OFFENSE
WR Nate Washington (85)
TE Craig Stevens (88)
LT Michael Roos (71)
LG Andy Levitre (67)
C Brian Schwenke (62)
RG Chance Warmack (70)
RT David Stewart (76)
TE Delanie Walker (82)
WR Kendall Wright (13)
QB Jake Locker (10)/Ryan Fitzpatrick (4)
RB Chris Johnson (28)

DEFENSE
LE Derrick Morgan (91)
DT Sammie Hill (94)
DT Jurrell Casey (99)
RE Ropati Pitoitua (92)
SLB Akeem Ayers (56)
MLB Moise Fokou (53)
WLB Zach Brown (55)
LCB Jason McCourty (30)
RCB Alterraun Verner (20)
SS Bernard Pollard (31)
FS Michael Griffin (33)

SPECIALISTS

K Rob Bironas (2)
P Brett Kern (6)
KR/PR Leon Washington (26)

Pro Bowl All-Pro

GM: Ruston Webster; **Head Coach:** Mike Munchak
Asst. Coaches: Jerry Gray (def. coord.), Dowell Loggains (off coord.), Steve Watterson (asst. head coach/strength & cond.), Gregg Williams (senior asst./defense), Steve Brown (asst. secondary), Sylvester Croom (RB), Jonathan Gannon (def. asst./qual. ctl.), George Henshaw (TE), Steve Hoffma (ST asst.), Shawn Jefferso (WR), Nate Kaczor (ST), Bruce Matthews (OL), Brett Maxie (secondary), Keith Millard (def. asst./pass rush specialist), Chet Paravecchio (LB), Dave Ragone (QB), Tracy Rucker (DL), Arthur Smith (OL/TE asst.)

AMERICAN FOOTBALL CONFERENCE STANDINGS

AFC EAST	W	L	T	Pct
New England	12	4	0	.750
New York Jets	8	8	0	.500
Miami	8	8	0	.500
Buffal	6	10	0	.375
AFC NORTH	W	L	T	Pct
Cincinnati	11	5	0	.688
Pittsburgh	8	8	0	.500
Baltimore	8	8	0	.500
Cleveland	4	12	0	.250
AFC SOUTH	W	L	T	Pct
Indianapolis	11	5	0	.688
Tennessee	7	9	0	.438
Jacksonville	4	12	0	.250
Houston	2	14	0	.125
AFC WEST	W	L	T	Pct
Denver	13	3	0	.813
* Kansas City	11	5	0	.688
* San Diego	9	7	0	.563
Oakland	4	12	0	.250

NATIONAL FOOTBALL CONFERENCE STANDINGS

NFC EAST	W	L	T	Pct
Philadelphia	10	6	0	.625
Dallas	8	8	0	.500
New York Giants	7	9	0	.438
Washington	3	13	0	.188
NFC NORTH	W	L	T	Pct
Green Bay	8	7	1	.531
Chicago	8	8	0	.500
Detroit	7	9	0	.438
Minnesota	5	10	1	.344
NFC SOUTH	W	L	T	Pct
Carolina	12	4	0	.750
* New Orleans	11	5	0	.688
Atlanta	4	12	0	

2012 SEASON (6-10 REGULAR SEASON, 0-0 PLAYOFFS) • 3RD PLACE AFC SOUTH

DATE	OPPONENT	SCORE	W/L	ATT
09/09	NEW ENGLAND	13-34	L	69,143
09/16	at San Diego	10-38	L	60,804
09/23	DETROIT	44-41*	W	69,143
09/30	at Houston	14-38	L	71,581
10/07	at Minnesota	7-30	L	57,652
10/11	PITTSBURGH	26-23	W	69,143
10/21	at Buffalo	35-34	W	68,836
10/28	INDIANAPOLIS	13-19*	L	69,143
11/04	CHICAGO	20-51	L	69,143
11/11	at Miami	37-3	W	60,165
11/18	BYE			
11/25	at Jacksonville	19-24	L	63,323
12/02	HOUSTON	10-24	L	69,143
12/09	at Indianapolis	23-27	L	64,688
12/17	NEW YORK JETS	14-10	W	69,143
12/23	at Green Bay	7-55	L	70,508
12/30	JACKSONVILLE	38-20	W	69,143

* Overtime

	TITANS	OPP
Total First Downs	260	358
Rushing	70	122
Passing	166	210
Penalty	24	26
3rd Down: Made/Att	83/217	85/214
3rd Down Pct.	38.2	39.7
4th Down: Made/Att	5/15	6/14
4th Down Pct.	33.3	42.9
Possession Avg.	27:18	32:42
Total Net Yards	5,010	5,999
Avg. Per Game	313.1	374.9
Total Plays	957	1,086
Avg. Per Play	5.2	5.5
Net Yards Rushing	1,687	2,035
Avg. Per Game	105.4	127.2
Total Rushes	378	483
Net Yards Passing	3,323	3,964
Avg. Per Game	207.7	247.8
Sacked/Yards Lost	39/254	39/241
Gross Yards	3,577	4,205
Att./Completions	540/318	564/374
Completion Pct.	58.9	66.3
Had Intercepted	16	19
Punts/Average	83/46.4	70/44.1
Net Punting Avg.	83/40.4	70/36.1
Penalties/Yards	106/847	86/717
Fumbles/Ball Lost	21/12	15/5
Touchdowns	36	55
Rushing	10	16
Passing	17	31
Returns	9	8
BY PERIODS	1	2
Team	72	94
Opponents	155	58
	66	95
	3	330
	6	471

SCORING	TD	RU	PA	RT	PAT	FG	S	TP
Bironas	0	0	0	0	35/35	25/31	0	110
C. Johnson	6	6	0	0			0	36
Britt	4	0	4	0			0	26
Cook	4	0	4	0			0	24
Washington	4	0	4	0			0	24
Wright	4	0	4	0			0	24
Harper	3	3	0	0			0	18
Reynaud	3	0	0	3b			0	18
Brown	2	0	0	2f			0	12
Campbell	1	0	0	1a			0	6
Locker	1	1	0	0			0	6
McCarthy	1	0	0	1d			0	6
Stevens	1	0	1	0			0	6
Verner	1	0	0	1c			0	6
Witherspoon	1	0	0	1e			0	6
Team Defense	0	0	0	0			1	2
Team	36	10	17	9	35/35	25/31	1	330
Opponents	55	16	31	8	52/52	29/31	0	471

2-Pt Conversions: Britt, TM 1-1, OPP 1-2

FUM/Lost: C. Johnson 5/4, Locker 4/4, Hasselbeck 3/1, Britt 2/1, Stevens 2/0, Brown 1/0, Cook 1/1, Reynaud 1/0, Washington 1/0, Wright 1/1

RUSHING	No	Yds	Avg	Lg	TD
C. Johnson	276	1,243	4.5	94t	6
Locker	41	291	7.1	32	1
Hasselbeck	13	38	2.9	16	0
Reynaud	16	33	2.1	11	0
Harper	19	30	1.6	13	3
Mooney	5	19	3.8	8	0

PASSING	Att	Cmp	Pct	Yards	Yds/Att	TD	Int	Lg	Sk/Yds	Rating
Locker	314	177	2,176	56.4	6.93	10	11	71t	25/151	74.0
Hasselbeck	221	138	1,367	62.4	6.19	7	5	37	14/103	81.0
Smith	5	3	34	60.0	6.80	0	0	17	0/0	80.4
Team	540	318	3,577	58.9	6.62	17	16	71t	39/254	76.9
Opponents	564	374	4,205	66.3	7.46	31	19	82t	39/241	92.7

Ringer	2	14	7.0	9	0
Babineaux	1	10	10.0	10	0
Q. Johnson	4	5	1.3	3	0
Wright	1	4	4.0	4	0
Team	378	1,687	4.5	94t	10
Opponents	483	2,035	4.2	46	16

RECEIVING	No	Yds	Avg	Lg	TD
Wright	64	626	9.8	38	4
Washington	46	746	16.2	71t	4
Britt	45	589	13.1	46	4
Cook	44	523	11.9	61t	4
C. Johnson	36	232	6.4	22	0
Williams	30	324	10.8	27	0
Stevens	23	275	12.0	46	1
Thompson	6	46	7.7	12	0
Hawkins	5	62	12.4	42	0
Preston	5	59	11.8	21	0
Q. Johnson	5	40	8.0	17	0
Reynaud	5	35	7.0	9	0
Ringer	3	12	4.0	6	0
Harper	1	8	8.0	8	0
Team	318	3,577	11.2	71t	17
Opponents	374	4,205	11.2	82t	31

INTERCEPTIONS	No	Yds	Avg	Lg	TD
Griffi	4	59	14.8	33	0
McCourty	4	29	7.3	28	0
Brown	3	156	52.0	79t	2
Verner	2	11	5.5	11	0
McCarthy	1	49	49.0	49t	1
Witherspoon	1	40	40.0	40t	1
Babineaux	1	10	10.0	10	0
Ayers	1	2	2.0	2	0
R. Johnson	1	2	2.0	2	0
Afalava	1	0	0.0	0	0
Team	19	358	18.8	79t	4
Opponents	16	260	16.3	63t	4

PUNTING	No	Yds	Avg	Net	TB	In	Lg	B
Kern	81	3,855	47.6	40.4	5	30	71	2
Team	83	3,855	46.4	40.4	5	30	71	2
Opponents	70	3,084	44.1	36.1	4	29	67	1

PUNT RETURNS	No	FC	Yds	Avg	Lg	TD
Reynaud	31	17	410	13.2	81t	2
Campbell	0	0	65	---	65t	1
Team	31	17	475	15.3	81t	3
Opponents	39	15	405	10.4	58	0

KICKOFF RETURNS	No	Yds	Avg	Lg	TD
Reynaud	53	1,240	23.4	105t	1
Hawkins	7	205	29.3	71	0
McCourty	1	14	14.0	14	0
Stevens	1	18	18.0	18	0
Witherspoon	1	6	6.0	6	0
Williams	0	6	---	6	0
Team	63	1,489	23.6	105t	1
Opponents	33	860	26.1	89t	1

FIELD GOALS	1-19	20-29	30-39	40-49	50+
Bironas	0/0	6/6	13/13	5/10	1/2
Team	0/0	6/6	13/13	5/10	1/2
Opponents	0/0	11/11	5/6	9/9	4/5

Bironas/Titans: (28G,24G) (23G) (31G,38G,41N,48N,26G) () () (22G,38G,47G,40G) () (39G,45N,30G) (39G) (37G,38G, 53G) (38G,42N,40G,39G,33G) (37G) () (48G) (57N,40G,31G,25G) (46B) () (48G) ()

OPP: (25G,31G) (26G) (47G,53G,33G,26G) (33G) (42G, 36G,26G) (29G,28G,52G,54N) (31G,42G) (20G,37B,44G) (40G,25G,22G) (40G) (41G) (50G) (53G,40G) (22G) (26G,48G) ()

SACKS
Morgan 6.5, Ayers 6, Wimbley 6, Brown 5.5, Klug 3.5, Casey 3, Mi. Martin 3, Wynn 2, Marks 1.5, Griffin 1, Witherspoon 1
Titans 39, Opponents 39

TACKLES (Solo-Assists-Total)
Ayers 79-31-110, Griffin 72-31-103, McCourty 79-14-93, Brown 70-23-93, Babineaux 66-26-92, Casey 38-42-80, Verner 66-12-78, Morgan 35-31-66, Marks 31-32-63, Witherspoon 32-16-48, McCarthy 32-13-45, Mouton 33-9-42, Mike Martin 23-17-40, Shaw 30-8-38, Wimbley 18-20-38, Sensabaugh 23-4-27, Afalava 13-10-23, Robert Johnson 10-3-13, Diles 8-5-13, Klug 8-4-12, Wynn 6-6-12, Solomon 3-6-9, Campbell 6-0-6, Dawson 3-2-5, DaJohn Harris 1-4-5, Egboh 2-0-2
Team Totals: 787-369-1,156

USUAL STARTING LINEUP	
OFFENSE	
WR	Nate Washington (85)
TE	Jared Cook (89)
LT	Michael Roos (71)
LG	Steve Hutchinson (73)
C	Fernando Velasco (61)
RG	Leroy Harris (64)/Deuce Lutui (72)
RT	David Stewart (76)
TE	Craig Stevens (88)
WR	Kenny Britt (18)
QB	Jake Locker (10)
RB	Chris Johnson (28)
DEFENSE	
LE	Derrick Morgan (91)
DT	Sen'Derrick Marks (94)
DT	Jurrell Casey (99)
RE	Kameron Wimbley (95)
LLB	Akeem Ayers (56)
MLB	Colin McCarthy (52)/Will Witherspoon (92)
RLB	Zach Brown (55)
LCB	Jason McCourty (30)
RCB	Alterraun Verner (20)
SS	Jordan Babineaux (26)
FS	Michael Griffin (33)

SPECIALISTS	
K	Rob Bironas (2)
P	Brett Kern (6)
KR/PR	Darius Reynaud (25)

Pro Bowl All-Pro

GM: Ruston Webster; **Head Coach:** Mike Munchak
Asst. Coaches: Jerry Gray (def. coord.), Chris Palmer/Dowell Loggains* (off coord.), Steve Watterson (asst. head coach/strength & cond.), Steve Brown (asst. secondary), Frank Bush (LB), Jonathan Gannon (def. asst./qual. ctl.), Nate Kaczor (asst. off line), Alan Lowry (ST), Bruce Matthews (OL), Brett Maxie (secondary), Keith Millard (def. asst./pass rush specialist), Chet Parlavecchio (ST asst.), Dave Ragone (WR), Tracy Rocker (DL), Jim Skipper (RB), Arthur Smith (off asst./qual. ctl.), John Zehnelt (TE)

* Palmer was offensive coordinator for first 11 games; Loggains was quarterbacks coach/passing game for first 11 games and offensive coordinator for final five games.

AMERICAN FOOTBALL CONFERENCE STANDINGS				
AFC EAST	W	L	T	Pct
New England	12	4	0	.750
Miami	7	9	0	.438
New York Jets	6	10	0	.375
Buffalo	6	10	0	.375
AFC NORTH	W	L	T	Pct
Baltimore	10	6	0	.625
* Cincinnati	10	6	0	.625
Pittsburgh	8	8	0	.500
Cleveland	5	11	0	.313
AFC SOUTH	W	L	T	

2011 SEASON (9-7 REGULAR SEASON, 0-0 PLAYOFFS) • 2ND PLACE AFC SOUTH

Table with columns: DATE, OPPONENT, SCORE, W/L, ATT. Lists weekly games and final scores.

Summary statistics table with columns: TITANS, OPP. Includes Total First Downs, 3rd Down Pct., Possession Avg., etc.

Table with columns: BY PERIODS, 1, 2, 3, 4, OT, PTS. Shows performance by quarter.

Table with columns: SCORING, TD, RU, PA, RT, PAT, FG, S, TP. Details touchdowns, punts, field goals, and sacks.

2-Pt Conversions: Titans 0-0, Opponents 0-2

FUM/Lost: Hasselbeck 4/1, C. Johnson 3/1, Cook 2/2, Amato 1/0, Britt 1/1, Campbell 1/0, Hall 1/1, Harper 1/1, L. Hawkins 1/0, Mariani 1/0, Ringer 1/1

Table with columns: RUSHING, No, Yds, Avg, Lg, TD. Summarizes rushing performance.

Table with columns: PASSING, Att, Cmp, Pct, Yards, Yds/Att, TD, Int, Lg, Sk/Yds, Rating. Summarizes passing performance.

Table with columns: Hall, Kern, Washington, Mariani, Team, Opponents. Lists key players and team totals.

Table with columns: RECEIVING, No, Yds, Avg, Lg, TD. Summarizes receiving statistics.

Table with columns: INTERCEPTIONS, No, Yds, Avg, Lg, TD. Summarizes interception statistics.

Table with columns: PUNTING, No, Yds, Avg, Net, TB, In, Lg, B. Summarizes punting statistics.

Table with columns: PUNT RETURNS, No, FC, Yds, Avg, Lg, TD. Summarizes punt return statistics.

Table with columns: KICKOFF RETURNS, No, Yds, Avg, Lg, TD. Summarizes kickoff return statistics.

Table with columns: FIELD GOALS, 1-19, 20-29, 30-39, 40-49, 50+. Summarizes field goal performance.

Bironas/Titans: (66N) (34N,25G,43G,39G,33G) (46G) (39G) (29G) ...

Table with columns: SACKS, Klug 7, Ball 4, Jones 3, Casey 2.5, Morgan 2.5, Ayers 2, etc.

TACKLES (Solo-Assists-Total) Babineaux 81-36-117, McCourty 85-22-107, Griffin 70-26-96, etc.

USUAL STARTING LINEUP

Table with columns: OFFENSE, WR, LT, LG, C, RG, RT, TE, WR, FB, QB, RB. Lists starting offensive players.

Table with columns: DEFENSE, LE, LT, RT, RE, LLB, MLB, RLB, LCB, RCB, SS, FS. Lists starting defensive players.

SPECIALISTS

Table with columns: K, P, KR/PR. Lists specialist players.

Pro Bowl

All-Pro

GM: Mike Reinfeldt; Head Coach: Mike Munchak. Asst. Coaches: Jerry Gray, Steve Watterson, etc.

AMERICAN FOOTBALL CONFERENCE STANDINGS

Table with columns: AFC EAST, AFC NORTH, AFC SOUTH, AFC WEST, W, L, T, Pct. Shows conference standings.

NATIONAL FOOTBALL CONFERENCE STANDINGS

Table with columns: NFC EAST, NFC NORTH, NFC SOUTH, NFC WEST, W, L, T, Pct. Shows national conference standings.

* Wild Card for Playoff

2010 SEASON (6-10 REGULAR SEASON, 0-0 PLAYOFFS) • 4TH PLACE AFC SOUTH

DATE	OPPONENT	SCORE	W/L	ATT
Sep. 12	OAKLAND	38-13	W	69,143
Sep. 19	PITTSBURGH	11-19	L	69,143
Sep. 26	at New York Giants	29-10	W	79,386
Oct. 3	DENVER	20-26	L	69,143
Oct. 10	at Dallas	34-27	W	90,616
Oct. 18	at Jacksonville	30-3	W	63,625
Oct. 24	PHILADELPHIA	37-19	W	69,143
Oct. 31	at San Diego	25-33	L	59,260
Nov. 7	BYE			
Nov. 14	at Miami	17-29	L	65,585
Nov. 21	WASHINGTON	16-19*	L	69,143
Nov. 28	at Houston	0-20	L	70,855
Dec. 5	JACKSONVILLE	6-17	L	69,143
Dec. 9	INDIANAPOLIS	28-30	L	69,143
Dec. 19	HOUSTON	31-17	W	69,143
Dec. 26	at Kansas City	14-34	L	65,606
Jan. 2	at Indianapolis	20-23	L	67,188

* Overtime

		TITANS	OPP
Total First Downs		252	356
Rushing		73	107
Passing		155	214
Penalty		24	35
3rd Down: Made/Att		71/204	104/242
3rd Down Pct.		34.8	43.0
4th Down: Made/Att		8/14	9/22
4th Down Pct.		57.1	40.9
Possession Avg.		25:54	34:06
Total Net Yards		4834	5883
Avg. Per Game		302.1	367.7
Total Plays		907	1139
Avg. Per Play		5.3	5.2
Net Yards Rushing		1727	1851
Avg. Per Game		107.9	115.7
Total Rushes		406	474
Net Yards Passing		3107	4032
Avg. Per Game		194.2	252.0
Sacked/Yards Lost		27/171	40/272
Gross Yards		3278	4304
Att./Completions		474/273	625/410
Completion Pct.		57.6	65.6
Had Intercepted		15	17
Punts/Average		77/42.9	61/42.9
Net Punting Avg.		77/39.1	61/34.6
Penalties/Yards		128/1040	114/1039
Fumbles/Ball Lost		22/14	25/8
Touchdowns		40	32
Rushing		13	7
Passing		24	23
Returns		3	2

BY PERIODS	1	2	3	4	OT	PTS
Team	79	92	83	102	0	356
Opponents	65	130	65	76	3	339

SCORING	TD	RU	PA	RT	PAT	FG	S	TP
Bironas	0	0	0	0	38/38	24/26	0	110
C. Johnson	12	11	1	0	0	0	0	72
Britt	9	0	9	0	0	0	0	56
Washington	6	0	6	0	0	0	0	36
Moss LG	5	0	5	0	0	0	0	30
Scaife	4	0	4	0	0	0	0	24
Mariani	2	0	0	2	0	0	0	12
Ringer	2	2	0	0	0	0	0	12
Stevens	2	0	2	0	0	0	0	12
Cook	1	0	1	0	0	0	0	6
Finnegan	1	0	0	1	0	0	0	6
Gage	1	0	1	0	0	0	0	6
Schommer	0	0	0	0	0	1	2	2
Team	40	13	24	3	38/38	24/26	2	356
Opponents	32	7	23	2	30/30	39/48	0	339

2-Pt Conversions: Britt, Titans 1-2, Opponents 0-2

FUM/Lost: Young 6/4, K. Collins 5/3, C. Johnson 3/2, Mariani 3/2, Scaife 2/1, Amano 1/0, Amato 1/1, Britt 1/1

RUSHING	No	Yds	Avg	Lg	TD
C. Johnson	316	1364	4.3	76t	11
Ringer	51	239	4.7	54	2
Young	25	125	5.0	20	0
Williams	1	5	5.0	5	0
K. Collins	10	1	0.1	4	0
Hall	1	1	1.0	1	0
Kern	1	0	0.0	0	0
Washington	1	-8	-8.0	-8	0
Team	406	1727	4.3	76t	13
Opponents	474	1851	3.9	37	7

PASSING	Att	Cmp	Pct	Yards	Yds/Att	TD	Int	Lg	Sk/Yds	Rating
K. Collins	278	160	57.6	1823	6.56	14	8	80t	13/91	82.2
Young	156	93	59.6	1255	8.04	10	3	71t	13/80	98.6
Smith	40	20	50.0	200	5.00	0	4	52	1/0	25.0
Team	474	273	57.6	3278	6.92	24	15	80t	27/171	82.6
Opponents	625	410	65.6	4304	6.89	23	17	75t	40/272	86.4

RECEIVING	No	Yds	Avg	Lg	TD
C. Johnson	44	245	5.6	25	1
Britt	42	775	18.5	80t	9
Washington	42	687	16.4	71t	6
Scaife	36	318	8.8	30	4
Cook	29	361	12.4	36	1
Moss LG	28	393	14.0	37t	5
Moss TM	6	80	13.3	26	0
Gage	20	266	13.3	30	1
Williams	16	219	13.7	39	0
Hall	15	100	6.7	19	0
Stevens	11	122	11.1	28	2
Ringer	7	44	6.3	9	0
L. Hawkins	5	61	12.2	24	0
Team	273	3278	12.0	80t	24
Opponents	410	4304	10.5	75t	23

INTERCEPTIONS	No	Yds	Avg	Lg	TD
Griffi	4	50	12.5	28	0
Verner	3	41	13.7	19	0
Finnegan	2	41	20.5	41t	1
McCourty	2	11	5.5	11	0
Witherspoon	2	11	5.5	9	0
Hope	1	32	32.0	32	0
Tulloch	1	18	18.0	18	0
Fuller	1	0	0.0	0	0
Marks	1	-6	-6.0	-6	0
Team	17	198	11.6	41t	1
Opponents	15	120	8.0	54t	1

PUNTING	No	Yds	Avg	Net	TB	In	Lg	B
Kern	77	3302	42.9	39.1	4	24	68	0
Team	77	3302	42.9	39.1	4	24	68	0
Opponents	61	2618	42.9	34.6	9	15	68	1

PUNT RETURNS	No	FC	Yds	Avg	Lg	TD
Mariani	27	17	329	12.2	87t	1
Team	27	17	329	12.2	87t	1
Opponents	35	16	214	6.1	29	0

KICKOFF RETURNS	No	Yds	Avg	Lg	TD
Mariani	60	1530	25.5	98t	1
Hall	2	21	10.5	15	0
Cook	1	3	3.0	3	0
Gage	1	2	2.0	2	0
Team	64	1556	24.3	98t	1
Opponents	56	1389	24.8	97t	1

FIELD GOALS	1-19	20-29	30-39	40-49	50+
Bironas	0/0	6/6	8/9	8/8	2/3
Team	0/0	6/6	8/9	8/8	2/3
Opponents	1/1	10/10	15/15	11/17	2/5

Bironas/Titans: (43G) (21G) (48G,22G) (35N,55G,46G) (52G, 40G) (26G,33G,36G)(41G,38G,33G) (21G) (40G) (25G, 32G,40G) () (37G,30G) () (30G) () (26G,42G,61N) (36G,36G,35G,36G)(51G,44N,26G) (33G) (25G,46G,46G,28G) (34G,36G) (23G,28G,42G)(19G,51N,40G,42G,47N,48G) (35G,33G) (26G,49B,48N) (21G,28G,47G) (37G) (35G,47N,42G) (48G,44G,43G)

SACKS
 Babin 12.5, Ball 7, T. Brown 3.5, Jones 3.5, Ford 3, Witherspoon 3, Hayes 1.5, McRath 1.5, Morgan 1.5, Finnegan 1, Hope 1, Tulloch 1
Titans 40, Opponents 27

TACKLES (Solo-Assists-Total)
 Tulloch 121-48-169, Griffin 99-54-153, Hope 85-48-133, Verner 76-27-103, Finnegan 76-24-100, Witherspoon 65-34-99, Babin 56-37-93, Ford 38-29-67, Jones 36-25-61, McRath 45-15-60, Ball 32-27-59, Haye 30-22-52, Marks 27-23-50, Hayes 27-22-49, McCourty 36-9-45, Brown 18-17-35, Fuller 22-10-32, Douglas 14-16-30, Shaw 7-4-11, Morgan 6-4-10, Sheppard 4-5-9, Winborn 4-4-8, Gordon 2-2-4, Mouton 3-0-3, Allred 2-1-3
Team Totals: 931-507-1,438

USUAL STARTING LINEUP

OFFENSE
 WR Nate Washington (85)
 LT Michael Roos (71)
 LG Leroy Harris (64)
 C Eugene Amano (54)
 RG Jake Scott (73)
 RT David Stewart (76)
 TE Craig Stevens (88)/Bo Scaife (80)
 WR Justin Gage (12)/Kenny Britt (18)
 FB Ahmard Hall (45)
 QB Vince Young (10)/Kerry Collins (5)
RB Chris Johnson (28)

DEFENSE
LE Jason Babin (93)
 LT Jason Jones (91)
 RT Tony Brown (97)
 RE Dave Ball (98)
 LLB Gerald McRath (51)
 MLB Stephen Tulloch (55)
 RLB Will Witherspoon (92)
 LCB Alterraun Verner (20)
 RCB Cortland Finnegan (31)
 SS Chris Hope (24)
FS Michael Griffin (33)

SPECIALISTS
 K Rob Bironas (2)
 P Brett Kern (6)
 PR/PR Marc Mariani (83)

Pro Bowl
 All-Pro

GM: Mike Reinfeldt; **Head Coach:** Jeff Fisher
Asst. Coaches: Mike Heimerdinger (off coord.), Chuck Cecil (def. coord.), Craig Johnson (asst. head coach/RB), Dave McGinnis (asst. head coach/LB), Steve Watterson (asst. head coach/strength & conditioning), Marty Galbraith (ST asst.), Fred Graves (WR), Tim Hauck (asst. secondary), Dowell Loggains (QB/passing game), Alan Lowry (ST), Mike Munchak (OL), Marcus Robertson (secondary), Rayna Stewart (def. asst./qual. ctrl.), Jim Washburn (DL), Richie Wessman (qual. control/off.) John Zernelt (TE)

AMERICAN FOOTBALL CONFERENCE STANDINGS

AFC EAST	W	L	T	Pct
New England	14	2	0	.875
* New York Jets	11	5	0	.688
Miami	7	9	0	.438
Buffal	4	12	0	.250
AFC NORTH	W	L	T	Pct
Pittsburgh	12	4	0	.750
* Baltimore	12	4	0	.750
Cleveland	5	11	0	.313
Cincinnati	4	12	0	.250
AFC SOUTH	W	L	T	Pct
Indianapolis	10	6	0	.625
Jacksonville	8	8	0	.500
Houston	6	10	0	.375
Tennessee	6	10	0	.375
AFC WEST	W	L	T	Pct
Kansas City	10	6	0	.625
San Diego	9	7	0	.563
Oakland	8	8	0	.500
Denver	4	12	0	.250

NATIONAL FOOTBALL CONFERENCE STANDINGS

NFC EAST	W	L	T	Pct
Philadelphia	10	6	0	.625
New York Giants	10	6	0	.625
Dallas	6	10	0	.375
Washington	6	10	0	.375
NFC NORTH	W	L	T	Pct
Chicago	11	5	0	.688
* Green Bay	10	6	0	.625
Detroit	6	10	0	.375
Minnesota	6	10	0	.375
NFC SOUTH	W	L	T	Pct
Atlanta	13	3	0	.813
* New Orleans	11	5	0	.688
Tampa Bay	10	6	0	.625
Carolina	2	14	0	.125
NFC WEST	W	L	T	Pct
Seattle	7	9	0	.438
St. Louis	7	9	0	.438
San Francisco	6	10	0	.375
Arizona	5	11	0	.313

* Wild Card for Playoff

2009 SEASON (8-8 REGULAR SEASON, 0-0 PLAYOFFS) • 3RD PLACE AFC SOUTH

DATE	OPPONENT	SCORE	W/L	ATT
Sep. 10	at Pittsburgh	10-13*	L	65,110
Sep. 20	HOUSTON	31-34	L	69,143
Sep. 27	at NY Jets	17-24	L	75,863
Oct. 4	at Jacksonville	17-37	L	49,014
Oct. 11	INDIANAPOLIS	9-31	L	69,143
Oct. 18	at New England	0-59	L	68,756
Oct. 25	BYE			
Nov. 1	JACKSONVILLE	30-13	W	69,143
Nov. 8	at San Francisco	34-27	W	69,732
Nov. 15	BUFFALO	41-17	W	69,143
Nov. 23	at Houston	20-17	W	71,153
Nov. 29	ARIZONA	20-17	W	69,143
Dec. 6	at Indianapolis	17-27	L	66,321
Dec. 13	ST. LOUIS	47-7	W	69,143
Dec. 20	MIAMI	27-24*	W	69,143
Dec. 25	SAN DIEGO	17-42	L	69,143
Jan. 3	at Seattle	17-13	W	67,002

* Overtime

	TITANS	OPP
Total First Downs	288	323
Rushing	115	89
Passing	154	210
Penalty	19	24
3rd Down: Made/Att	89/214	89/218
3rd Down Pct.	41.6	40.8
4th Down: Made/Att	12/22	12/17
4th Down Pct.	54.5	70.6
Possession Avg.	28:27	31:33
Total Net Yards	5623	5850
Avg. Per Game	351.4	365.6
Total Plays	990	1038
Avg. Per Play	5.7	5.6
Net Yards Rushing	2592	1711
Avg. Per Game	162.0	106.9
Total Rushes	499	402
Net Yards Passing	3031	4139
Avg. Per Game	189.4	258.7
Sacked/Yards Lost	15/73	32/224
Gross Yards	3104	4363
Att./Completions	476/271	604/404
Completion Pct.	56.9	66.9
Had Intercepted	15	20
Punts/Average	69/43.4	76/44.3
Net Punting Avg.	69/38.7	76/39.5
Penalties/Yards	98/821	94/724
Fumbles/Ball Lost	27/16	20/7
Touchdowns	39	48
Rushing	19	16
Passing	16	31
Returns	4	1

BY PERIODS	1	2	3	4	OT	PTS
Titans	77	103	67	104	3	354
Opponents	82	169	77	71	3	402

SCORING	TD	RU	PA	RT	PAT	FG	S	TP
Bironas	0	0	0	0	37/37	27/32	0	118
Johnson	16	14	2	0	0	0	0	98
Washington	6	0	6	0	0	0	0	36
Britt	3	0	3	0	0	0	0	18
Gage	3	0	3	0	0	0	0	18
Fuller	2	0	0	2	0	0	0	12
White	2	2	0	0	0	0	0	12
Young	2	2	0	0	0	0	0	12
Collins	1	1	0	0	0	0	0	6
Crumpler	1	0	1	0	0	0	0	6
Finnegan	1	0	0	1	0	0	0	6
Hood	1	0	0	1	0	0	0	6
Scaife	1	0	1	0	0	0	0	6
Titans	39	19	16	4	37/37	27/32	0	354
Opp.	48	16	31	1	46/47	22/27	0	402

2-Pt Conversions: Johnson, Titans 1-2, Opponents 1-1

FUM/Lost: Young 8/2, Mouton 4/2, Collins 3/2, Johnson 3/3, Hall 2/2, Britt 1/1, Crumpler 1/1, Finnegan 1/0, Pearman 1/1, Scaife 1/1, Washington 1/0, White 1/1

RUSHING	No	Yds	Avg	Lg	TD
Johnson	358	2006	5.6	91t	14
Young	55	281	5.1	44	2
White	64	222	3.5	11	2
Ringer	8	48	6.0	32	0
Collins	11	15	1.4	10t	1
Washington	2	15	7.5	14	0
Hall	1	5	5.0	5	0
Team	499	2592	5.2	91t	19
Opponents	402	1711	4.3	80t	16

PASSING	Att	Cmp	Pct	Yards	Yds/Att	TD	Int	Lg	Sk/Yds	Rating
Young	259	152	58.7	1879	7.25	10	7	66t	9/36	82.8
Collins	216	119	55.1	1225	5.67	6	8	69t	6/37	65.5
Johnson	1	0	0.0	0	0.00	0	0	---	0/0	39.6
Team	476	271	56.9	3104	6.52	16	15	69t	15/73	74.8
Opponents	604	404	66.9	4363	7.22	31	20	72t	32/224	91.2

RECEIVING	No	Yds	Avg	Lg	TD
Johnson	50	503	10.1	69t	2
Washington	47	569	12.1	35	6
Scaife	45	440	9.8	27	1
Britt	42	701	16.7	57	3
Gage	28	383	13.7	49	3
Crumpler	27	222	8.2	27	1
Hall	12	79	6.6	15	0
Cook	9	74	8.2	17	0
Hawkins	7	110	15.7	32	0
White	3	14	4.7	7	0
M. Jones	1	9	9.0	9	0
Team	271	3104	11.5	69t	16
Opponents	404	4363	10.8	72t	31

INTERCEPTIONS	No	Yds	Avg	Lg	TD
Finnegan	5	194	38.8	80	1
Hood	3	91	30.3	43	1
Fuller	3	71	23.7	45t	2
Bulluck	3	45	15.0	23	0
Hope	3	24	8.0	24	0
Harper	1	4	4.0	4	0
Griffi	1	3	3.0	3	0
McRath	1	1	1.0	1	0
Team	20	433	21.7	80	4
Opponents	15	121	8.1	26	0

PUNTING	No	Yds	Avg	Net	TB	In	Lg	B
Kern LG	64	2910	45.5	38.5	10	27	67	0
Kern TM	37	1665	45.0	41.4	4	18	67	0
Hodges TM	22	868	39.5	31.8	2	1	50	0
Hentrich	9	422	46.9	44.1	0	3	60	0
Bironas	1	40	40.0	40.0	0	0	40	0
Team	69	2995	43.4	38.7	6	22	67	0
Opponents	76	3364	44.3	39.5	7	32	64	0

PUNT RETURNS	No	FC	Yds	Avg	Lg	TD
Pearman	11	8	112	10.2	18	0
Kaesviharn	9	8	34	3.8	10	0
Mouton	6	3	37	6.2	15	0
Finnegan	4	1	14	3.5	11	0
M. Jones	3	2	23	7.7	15	0
Team	33	22	220	6.7	18	0
Opponents	29	17	208	7.2	37	0

KICKOFF RETURNS	No	Yds	Avg	Lg	TD
Britt	24	523	21.8	56	0
M. Jones	13	264	20.3	27	0
Ringer	9	181	20.1	25	0
Pearman	8	174	21.8	25	0
Griffi	6	143	23.8	31	0
Crumpler	3	20	6.7	15	0
McCourty	3	72	24.0	27	0
Hall	1	12	12.0	12	0
Mouton	1	14	14.0	14	0
Stevens	1	14	14.0	14	0
Team	69	1417	20.5	56	0
Opponents	71	1714	24.1	99t	1

FIELD GOALS	1-19	20-29	30-39	40-49	50+
Bironas	0/0	8/8	4/6	10/12	5/6
Team	0/0	8/8	4/6	10/12	5/6
Opponents	0/0	9/9	8/9	4/6	1/3

Bironas/Titans: (37N,31B,45G) (40G) (38G) (29G) (49G,43G,46G) (1) (48G,25G,45G) (21G,28G) (38G,60N,51G) (50G,49N,53G) (52G,24G) (20G) (27G,34G,36G,50G) (24G,46G) (46G) (47N,47G)
Opponents: (32G,33G) (38G,23G) (30G) (22G,50G,55N,33G) (23G) (39N,33G) (1) (40G,25G) (25G) (49N,26G,49N) (41G) (43G,52N,36G) (1) (23G,28G,45G) (1) (35G,20G)

SACKS
 Ford 5.5, T. Brown 5, Hayes 4, J. Jones 4, Vanden Bosch 3, Hope 2, Tulloch 2, Fuller 1, Griffin 1, Kearse 1, Marks 1, Thornton 1, (group) 1, Hays 0.5
Titans 32, Opponents 15

TACKLES (Solo-Assists-Total)
 Tulloch 95-37-132, Bulluck 83-35-118, Griffin 62-46-108, Hope 70-25-95, Vanden Bosch 41-45-86, W. Hayes 51-31-82, Harper 69-8-77, Finnegan 57-19-76, Brown 36-25-61, Thornton 46-14-60, J. Haye 29-26-55, Vickerson 24-25-49, Ball 19-19-38, Ford 22-16-38, McRath 25-13-38, Fuller 25-8-33, McCourty 20-10-30, Marks 9-14-23, J. Jones 15-6-21, Hood 14-4-18, Mouton 9-8-17, Allred 6-9-15, Kaesviharn 10-3-13, Kearse 5-6-11, C. Williams 5-2-7, Amato 0-0-0, Keqlar 0-0-0, Nickey 0-0-0
Team Totals: 847-454-1,301

USUAL STARTING LINEUP

OFFENSE

WR	Nate Washington (85)
LT	Michael Roos (71)
LG	Eugene Amano (54)
C	Kevin Mawae (68)
RG	Jake Scott (73)
RT	David Stewart (76)
TE	Bo Scaife (80)/Alge Crumpler (83)
WR	Justin Gage (12)
FB	Ahmad Hall (45)
QB	Vince Young (10)
RB	Chris Johnson (28)

DEFENSE

LE	William Hayes (95)
LT	Jovan Haye (75)
RT	Tony Brown (97)
RE	Kyle Vanden Bosch (93)
LLB	David Thornton (50)
MLB	Stephen Tulloch (55)
RLB	Keith Bulluck (53)
LCB	Nick Harper (20)
RCB	Cortland Finnegan (31)
SS	Chris Hope (24)
FS	Michael Griffin (33)

SPECIALISTS

K	Rob Bironas (2)
P	Brett Kern (6)

Pro Bowl

All-Pro

GM: Mike Reinfeldt; **Head Coach:** Jeff Fisher

Asst. Coaches: Mike Heimerdinger (off coord.), Chuck Cecil (def. coord.), Dave McGinnis (asst. head coach/LB), Steve Watterson (asst. head coach/strength & conditioning), Earnest Byner (RB), Marty Galbraith (ST asst.), Fred Graves (WR), Tim Hauck (asst. secondary), Craig Johnson (QB), Dowell Loggains (off qual. ctl.), Alan Lowry (ST), Mike Munchak (OL), Marcus Robertson (secondary), Rayna Stewart (def. asst./qual ctl.), Jim Washburn (DL), Richie Wessman (off asst.), John Zernhelt (TE)

AMERICAN FOOTBALL CONFERENCE STANDINGS

AFC EAST	W	L	T	Pct
New England	10	6	0	.625
* N.Y. Jets	9	7	0	.563
Miami	7	9	0	.438
Buffalo	6	10	0	.375
AFC NORTH	W	L	T	Pct
Cincinnati	10	6	0	.625
* Baltimore	9	7	0	.563
Pittsburgh	9	7	0	.563
Cleveland	5	11	0	.313
AFC SOUTH	W	L	T	Pct
Indianapolis	14	2	0	.875
Houston	9	7	0	.563
Tennessee	8	8	0	.500
Jacksonville	7	9	0	.438
AFC WEST	W	L	T	Pct
San Diego	13	3	0	.813
Denver	8	8	0	.500
Oakland	5	11	0	.313
Kansas City	4	12	0	.250

NATIONAL FOOTBALL CONFERENCE STANDINGS

NFC EAST	W	L	T	Pct
Dallas	11	5	0	.688
* Philadelphia	11	5	0	.688
N.Y. Giants	8	8	0	.500
Washington	4	12	0	.250
NFC NORTH	W	L	T	Pct
Minnesota	12	4	0	.813
* Green Bay	11	5	0	.688
Chicago	7	9	0	.438
Detroit	2	14	0	.125
NFC SOUTH	W	L	T	Pct
New Orleans	13	3	0	.813
Atlanta	9	7	0	.563
Carolina	8	8	0	.500
Tampa Bay	3	13	0	.188
NFC				

2008 SEASON (13-3 REGULAR SEASON, 0-1 PLAYOFFS) • 1ST PLACE AFC SOUTH

DATE	OPPONENT	SCORE	W/L	ATT
Sep. 7	JACKSONVILLE	17-10	W	69,143
Sep. 14	at Cincinnati	24-7	W	65,540
Sep. 21	HOUSTON	31-12	W	69,143
Sep. 28	MINNESOTA	30-17	W	69,143
Oct. 5	at Baltimore	13-10	W	71,131
Oct. 12	BYE			
Oct. 19	at Kansas City	34-10	W	74,200
Oct. 27	INDIANAPOLIS	31-21	W	69,143
Nov. 2	GREEN BAY	19-16*	W	69,143
Nov. 9	at Chicago	21-14	W	62,124
Nov. 16	at Jacksonville	24-14	W	65,258
Nov. 23	NY JETS	13-34	L	69,143
Nov. 27	at Detroit	47-10	W	60,112
Dec. 7	CLEVELAND	28-9	W	69,143
Dec. 14	at Houston	12-13	L	70,831
Dec. 21	PITTSBURGH	31-14	W	69,143
Dec. 28	at Indianapolis	0-23	L	66,721
Jan. 10	BALTIMORE	10-13	L	69,143

* Overtime

	TITANS	OPP
Total First Downs	268	276
Rushing	108	81
Passing	143	166
Penalty	17	29
3rd Down: Made/Att	78/216	79/226
3rd Down Pct.	36.1	35.0
4th Down: Made/Att	5/11	8/18
4th Down Pct.	45.5	44.4
Possession Avg.	29:09	30:51
Total Net Yards	5018	4698
Avg. Per Game	313.6	293.6
Total Plays	973	1022
Avg. Per Play	5.2	4.6
Net Yards Rushing	2199	1502
Avg. Per Game	137.4	93.9
Total Rushes	508	403
Avg. Per Play	4.3	3.7
Net Yards Passing	2819	3196
Avg. Per Game	176.2	199.8
Sacked/Yards Lost	12/83	44/262
Gross Yards	2902	3458
Att./Comp.	453/265	575/342
Completion Pct.	58.5	59.5
Had Intercepted	9	20
Punts/Average	87/42.8	87/42.3
Net Punting Avg.	36.5	36.2
Penalties/Yards	108/855	93/750
Fumbles/Ball Lost	18/8	28/11
Touchdowns	41	25
Rushing	24	12
Passing	13	12
Returns	4	1

BY PERIODS	1	2	3	4	OT	PTS
Titans	63	119	67	123	3	375
Opponents	49	87	34	64	0	234

SCORING	TD	RU	PA	RT	PAT	FG	S	TP
Bironas	0	0	0	0	40/40	29/33	0	127
White	15	15	0	0	0/0	0/0	0	90
Johnson	10	9	1	0	0/0	0/0	0	60
Gage	6	0	6	0	0/0	0/0	0	36
Hall	2	0	2	0	0/0	0/0	0	14
Scaife	2	0	2	0	0/0	0/0	0	12
Griffi	1	0	2	1	0/0	0/0	0	6
Ball	1	0	0	1	0/0	0/0	0	6
Jones	1	0	1	0	0/0	0/0	0	6
Finnegan	1	0	0	1	0/0	0/0	0	6
Bulluck	1	0	0	1	0/0	0/0	0	6
Crumpler	1	0	1	0	0/0	0/0	0	6
Titans	41	24	13	4	40/40	29/33	0	375
Opponents	25	12	12	1	24/24	20/30	0	234

2-point conversions: Hall, Titans 1-1, Opponents 0-1

FUM/Lost: Collins 5/1, Carr 2/0, McCareins 2/2, Young 2/0, Crumpler 1/0, Hall 1/1, Henrich 1/1, C. Johnson 1/1, Mawae 1/1, Scaife 1/0, White 1/1

RUSHING	No	Yds	Avg	Lg	TD
Johnson	251	1228	4.9	66t	9
White	200	773	3.9	80t	15
Ganther	9	61	6.8	22	0
Collins	25	49	2.0	17	0
Jones	2	35	17.5	28	0
Young	8	27	3.4	8	0
Hall	8	21	2.6	6	0
McCareins	2	8	4.0	4	0

PASSING	Att	Cmp	Pct	Yards	Yds/Att	TD	Int	Lg	Sk/Yds	Rating
K.Collins	415	242	58.3	2676	6.4	12	7	56t	8/60	80.2
V.Young	36	22	61.1	219	6.1	1	2	54	3/13	64.5
C.Simms	2	1	50.0	7	3.5	0	0	7	1/10	78.8
Titans	453	265	58.5	2902	6.4	13	9	56t	12/83	78.8
Opponents	575	342	59.5	3458	6.0	12	20	65	44/262	69.2

Henry	1	3	3.0	3	0
Henrich	2	-6	-3.0	0	0
Titans	508	2199	4.3	80t	24
Opponents	403	1502	3.7	61t	12

RECEIVING	No	Yds	Avg	Lg	TD
Scaife	58	561	9.7	44	2
Johnson	43	260	6.0	25	1
Jones	41	449	11.0	40	1
Gage	34	651	19.1	56t	6
McCareins	30	412	13.7	37	0
Crumpler	24	257	10.7	28	1
Hall	13	138	10.6	54	2
Hawkins	7	68	9.7	19	0
Ganther	6	43	7.2	15	0
White	5	16	3.2	7	0
Davis	2	31	15.5	21	0
Stevens	1	9	9.0	9	0
Williams	1	7	7.0	7	0
Titans	265	2902	11.0	56t	13
Opponents	342	3458	10.1	65	12

INTERCEPTIONS	No	Yds	Avg	Lg	TD
Griffi	7	172	24.6	83t	1
Finnegan	5	100	20.0	99t	1
Hope	4	53	13.3	39	0
Harper	2	11	5.5	15.0	0
Ball	1	15	15.0	15t	1
Carr	1	0	0.0	0	0
Titans	20	351	17.6	99t	3
Opponents	9	88	9.8	33	0

PUNTING	No	Yds	Avg	Net	TB	In	Lg	B
Henrich	87	3725	42.8	36.5	13	27	75	0
Titans	87	3725	42.8	36.5	13	27	75	0
Opponents	87	3676	42.3	36.2	10	28	66	1

PUNT RETURNS	No	FC	Yds	Avg	Lg	TD
Carr	32	20	323	10.1	44	0
Davis	2	1	6	3.0	9	0
Titans	34	21	329	9.7	44	0
Opponents	32	20	290	9.1	34	0

KICKOFF RETURNS	No	Yds	Avg	Lg	TD
Carr	35	984	28.1	52	0
Hawkins	7	130	18.6	23	0
Davis	4	119	29.8	33	0
Griffi	2	32	16.0	28	0
Hall	2	21	10.5	13	0
Johnson	1	17	17.0	17	0
Stevens	1	16	16.0	16	0
Titans	52	1319	25.4	52	0
Opponents	61	1524	25.0	59	0

FIELD GOALS	1-19	20-29	30-39	40-49	50+
Bironas	0-0	6-6	7-7	15-19	1-1
Titans	0-0	6-6	7-7	15-19	1-1
Opponents	0-0	9-10	6-10	4-8	1-2

Bironas/Titans: (47G) (34G) (44G) (20G, 32G, 49G) (35G, 26G) (49G, 46G) (34G, 44G, 43N, 48G) (31G, 25G, 22G, 47N, 41G) (49N) (32G) (43G, 49G) (49G, 41G, 45G, 43G) () (26G, 23G, 51G, 34G,) (42G) (48N)

Opponents: (37N,27G) (37N) (44G, 24G) (42G, 48N) (38G, 45N) (39N, 50N, 26G) () (23G, 25G, 38G) (48B) () (20G, 30G) (53G) (47G, 41G, 44N, 39G) (32G, 26N, 24G) (33N) (28G, 21G, 38G)

SACKS
 Haynesworth 8.5, Ford 7, J. Jones 5, Ball 4.5, Vanden Bosch 4.5, Brown 4, Kearse 3.5, Vickerson 1.5, Finnegan 1, Griffin 1, Hayes 1, Hope 1, Tulloch 1, Bulluck 0.5
 Titans 44, Opponents 12

TACKLES (Solo-Assists-Total)
 Bulluck 83-37-120, Tulloch 62-36-98, Hope 71-22-93, Thornton 63-30-93, Griffin 49-32-81, Harper 70-10-80, Finnegan 61-18-79, Haynesworth 45-30-75, Brown 41-32-73, Ball 22-29-51, Jones 28-21-49, Kearse 35-13-48, Vanden Bosch 16-30-46, Ford 27-18-45, Fuller 35-8-43, Carr 24-9-33, Fowler 14-13-27, Vickerson 10-13-23, Hayes 13-8-21, King 9-1-10, Allred 7-1-8, Nickcy 3-3-6, Kegalr 3-2-5, Stamer 1-1-2, Amato 0-0-0, Gordon 0-0-0, Hill 0-0-0, Williams 0-0-0
 Team Totals: 792-417-1209

USUAL STARTING LINEUP

- OFFENSE**
 WR Justin McCareins (19)
LT Michael Roos (71)
 LG Eugene Amano (54)
C Kevin Mawae (68)
 RG Jake Scott (73)
 RT David Stewart (76)
 TE Alge Crumpler (83)
 WR Justin Gage (12)
 FB Ahmad Hall (45)
QB Kerry Collins (5)
RB Chris Johnson (28)

- DEFENSE**
 LE Jevon Kearse (90)
 LT Tony Brown (97)
RT Albert Haynesworth (92)
 RE Kyle Vanden Bosch (93)
 LLB David Thornton (50)
 MLB Stephen Tulloch (55)
 RLB Keith Bulluck (53)
 LCB Nick Harper (20)
RCB Cortland Finnegan (31)
SS Chris Hope (24)
FS Michael Griffin (33)

- SPECIALISTS**
 K Rob Bironas (2)
 P Craig Henrich (15)

Pro Bowl
 All-Pro

GM: Mike Reinfeldt; **Head Coach:** Jeff Fisher
Asst. Coaches: Mike Heimerdinger (off coord.), Jim Schwartz (def. coord.), Dave McGinnis (asst. head coach/LB), Bart Andrus (off asst.), Matt Burke (def. asst./qual. ct.), Earnest Byner (RB), Chuck Cecil (DB), Marty Galbraith (ST asst.), Fred Graves (WR), Craig Johnson (QB), Dowell Loggains (off qual. ct.), Alan Lowry (ST), Mike Munchak (OL), Marcus Robertson (asst. secondary), Jim Washburn (DL), Steve Watterson (asst. head coach/strength & conditioning), John Zernhelt (TE)

AMERICAN FOOTBALL CONFERENCE STANDINGS

AFC EAST	W	L	T	Pct
Miami	11	5	0	.688
New England	11	5	0	.688
N.Y. Jets	9	7	0	.563
Buffalo	7	9	0	.438
AFC NORTH	W	L	T	Pct
Pittsburgh	12	4	0	.750
* Baltimore	11	5	0	.688
Cincinnati	4	11	0	.281
Cleveland	4	12	0	.250
AFC SOUTH	W	L	T	Pct
Tennessee	13	3	0	.813
* Indianapolis	12	4	0	.750
Houston	8	8	0	.500
Jacksonville	5	11	0	.313
AFC WEST	W	L	T	Pct
San Diego	8	8	0	.500
Denver	8	8	0	.500
Oakland	5	11	0	.313
Kansas City	2	14	0	.125

NATIONAL FOOTBALL CONFERENCE STANDINGS

NFC EAST	W	L	T	Pct
N.Y. Giants	12	4	0	.750
* Philadelphia	9	6	1	.594
Dallas	9	7	0	.563

2007 SEASON (10-6 REGULAR SEASON, 0-1 PLAYOFFS) • 3RD PLACE AFC SOUTH

DATE	OPPONENT	SCORE	W/L	ATT
Sep. 9	at Jacksonville	13-10	W	65,437
Sep. 16	INDIANAPOLIS	20-22	L	69,143
Sep. 24	at New Orleans	31-14	W	70,002
Sep. 30	BYE			
Oct. 7	ATLANTA	20-13	W	69,143
Oct. 14	at Tampa Bay	10-13	L	65,347
Oct. 21	at Houston	38-36	W	70,734
Oct. 28	OAKLAND	13-9	W	69,143
Nov. 4	CAROLINA	20-7	W	69,143
Nov. 11	JACKSONVILLE	13-28	L	69,143
Nov. 19	at Denver	20-34	L	76,590
Nov. 25	at Cincinnati	6-35	L	65,489
Dec. 2	HOUSTON	28-20	W	69,143
Dec. 9	SAN DIEGO	17-23*	L	69,143
Dec. 16	at Kansas City	26-17	W	74,976
Dec. 23	N.Y. JETS	10-6	W	69,143
Dec. 30	at Indianapolis	16-10	W	57,202
Jan. 6	at San Diego	6-17	L	65,640

* Overtime

	TITANS	OPP
Total First Downs	306	268
Rushing	118	80
Passing	171	165
Penalty	17	23
3rd Down: Made/Att	89/217	97/230
3rd Down Pct.	41.0	42.2
4th Down: Made/Att	2/11	8/16
4th Down Pct.	18.2	50.0
Possession Avg.	31:38	28:22
Total Net Yards	4987	4665
Avg. Per Game	311.7	291.6
Total Plays	1037	978
Avg. Per Play	4.8	4.8
Net Yards Rushing	2109	1478
Avg. Per Game	131.8	92.4
Total Rushes	543	369
Avg. Per Play	3.9	4.0
Net Yards Passing	2878	3187
Avg. Per Game	179.9	199.2
Sacked/Yards Lost	30/199	40/241
Gross Yards	3077	3428
Att./Comp.	464/288	569/349
Completion Pct.	62.1	61.3
Had Intercepted	17	22
Punts/Average	73/41.9	81/44.6
Net Punting Avg.	36.5	37.6
Penalties/Yards	101/773	90/745
Fumbles/Ball Lost	32/17	26/12
Touchdowns	28	35
Rushing	17	11
Passing	9	21
Returns	2	3

BY PERIODS	1	2	3	4	OT	PTS
Titans	59	64	98	80	0	301
Opponents	65	78	64	84	6	297

SCORING	TD	RU	PA	RT	PAT	FG	S	TP
Bironas	0	0	0	0	28/28	35/39	0	133
White	7	7	0	0	0/0	0/0	0	42
C.Brown	5	5	0	0	0/0	0/0	0	30
R.Williams	4	0	4	0	0/0	0/0	0	24
Young	3	3	0	0	0/0	0/0	0	18
Henry	2	2	0	0	0/0	0/0	0	12
Jones	2	0	2	0	0/0	0/0	0	12
Fuller	2	0	0	2	0/0	0/0	0	12
Gage	2	0	2	0	0/0	0/0	0	12
Scaife	1	0	1	0	0/0	0/0	0	6
Titans	28	17	9	2	28/28	35/39	0	301
Opponents	35	11	21	3	31/33	18/25	0	297

2-point conversions: Titans 0-0, Opponents 1-1

FUM/LOST: Young 10/3, Davis 6/3, White 5/5, Mawae 2/1, Scaife 2/2, Bell 1/1, C. Brown 1/1, Bulluck 1/0, Collins 1/1, Gage 1/0, Griffin 1/0, B. Jones 1/0, M. Williams (LG) 1/1

RUSHING	No	Yds	Avg	Lg	TD
White	303	1110	3.7	28	7
C.Brown	102	462	4.5	42	5
Young	93	395	4.2	21	3
Henry	31	119	3.8	24	2
Jones	2	37	18.5	19	0
Davis	2	19	9.5	14	0
Hall	1	8	8.0	8	0
Barclay	1	3	3.0	3	0
Troupe	1	-1	-1.0	-1	0
Collins	3	-3	-1.0	-1	0
Henrich	1	-8	-8.0	-8	0

PASSING	Att	Cmp	Pct	Yards	Yds/Att	TD	Int	Lg	Sk/Yds	Rating
Young	382	238	62.3	2546	6.7	9	17	73	25/157	71.1
Collins	82	50	61.0	531	6.5	0	0	46	5/42	79.9
Titans	464	268	62.1	3077	6.6	9	17	73	30/199	72.6
Opponents	569	349	61.3	3428	6.0	21	22	69t	40/241	74.5

Bell	1	-15	-15.0	-15	0
R.Williams	2	-17	-8.5	-6	0
Titans	543	2109	3.9	42	17
Opponents	369	1478	4.0	62t	11

RECEIVING	No	Yds	Avg	Lg	TD
Gage	55	750	13.6	73	2
R.Williams	55	719	13.1	48	4
Scaife	46	421	9.2	26	1
Moulds	32	342	10.7	46	0
Jones	21	248	11.8	35	2
White	20	114	5.7	15	0
C.Brown	19	128	6.7	16	0
Hartstock	12	138	11.5	27	0
Hall	9	60	6.7	11	0
Henry	6	53	8.8	18	0
Troupe	5	47	9.4	13	0
Davis	5	38	7.6	13	0
Barclay	2	13	6.5	7	0
Ealy	1	6	6.0	6	0
Titans	288	3077	10.7	73	9
Opponents	349	3428	9.8	69t	21

INTERCEPTIONS	No	Yds	Avg	Lg	TD
Bulluck	5	63	12.6	35	0
Harper	3	62	20.7	32	0
Griffi	3	3	1.0	3	0
Fuller	2	137	68.5	76t	2
Hope	2	45	22.5	45	0
Lowry	2	18	9.0	17	0
Thornton	2	16	8.0	11	0
Finnegan	1	14	14.0	14	0
Hill	1	0	0.0	0	0
LaBoy	1	0	0.0	0	0
Titans	22	358	16.3	76t	2
Opponents	17	116	6.8	23	0

PUNTING	No	Yds	Avg	Net	TB	In	Lg	B
Henrich	70	2939	42.0	36.5	6	24	66	0
Miller	3	121	40.3	37.0	0	1	52	0
Titans	73	3060	41.9	36.5	6	25	66	0
Opponents	81	3615	44.6	37.6	10	23	70	0

PUNT RETURNS	No	FC	Yds	Avg	Lg	TD
Davis	31	12	293	9.5	39	0
Jones	6	0	29	4.8	13	0
Barclay	3	1	34	11.3	19	0
Finnegan	2	3	11	5.5	9	0
Titans	42	16	367	8.7	39	0
Opponents	31	16	274	8.8	80t	1

KICKOFF RETURNS	No	Yds	Avg	Lg	TD
Griffi	18	422	23.4	48	0
Barclay	14	304	21.7	37	0
Henry	13	272	20.9	46	0
Davis	2	37	18.5	19	0
Troupe	2	21	10.5	12	0
Lowry	1	15	15.0	15	0
Hartsock	1	14	14.0	14	0
Cramer	1	13	13.0	13	0
Titans	52	1098	21.1	48	0
Opponents	58	1404	24.2	76	0

FIELD GOALS	1-19	20-29	30-39	40-49	50+
Bironas	0-0	10-12	12-12	9-10	4-5
Titans	0-0	10-12	12-12	9-10	4-5
Opponents	0-0	7-8	5-6	3-5	3-6

Bironas/Titans: (20G, 31G), (30G, 36G), (33G, 27N), (30G, 40G, 47N), (48G), (52G, 25G, 21G, 30G, 28G, 43G, 29G, 29G), (35G, 23G), (47G, 53G), (36G, 49G), (56G, 37G), (28G, 23G), (53N), (44G, 29N), (37G, 37G, 40G, 25G), (46G) (40G, 54G, 33G)
Opponents: (22G), (22G, 39G, 20G, 36N), (), (32G, 53N, 28G, 48N, 50N), (23G, 43G), (), (50G, 43G, 54G), (40N), (), (21G, 39G), (26N), (45G, 50G), (20G), (36G), (51N), (37G)

SACKS
Vanden Bosch 12.0, Odom 8.0, Haynesworth 6.0, LaBoy 6.0, T.Brown 4.0, Finnegan 1.0, Fuller 1.0, Nickey 1.0, Thornton 1.0
Titans 40.0, Opponents 30.0

TACKLES (Solo-Assists-Total)
Thornton 97-43-140, Vanden Bosch 65-50-115, Bulluck 75-34-109, Finnegan 84-25-109, T.Brown 46-37-83, Harper 75-5-80, Fowler 42-31-73, Haynesworth 41-28-69, Hope 39-21-60, Lowry 41-20-61, Griffin 34-15-49, Odom 24-20-44, Starks 21-18-39, Tulloch 28-8-36, Fuller 27-8-35, LaBoy 15-5-20, Hill 13-1-14, Fisher 5-4-9, Veal 4-4-8, King 5-2-7, Conover 2-2-4, Herndon 3-0-3, Vickerson 2-1-3, Gardner 1-0-1, Nickey 1-0-1, Simon 0-1-1, Amato 0-0-0, Mahelona 0-0-0, Woods 0-0-0
Team Totals: 790-383-1173

USUAL STARTING LINEUP

OFFENSE

WR Roydell Williams (86)
 LT Michael Roos (71)
 LG Jacob Bell (60)
 C Kevin Mawae (68)
 RG Benji Olson (75)
 RT David Stewart (76)
 TE Bo Scaife (80)
 WR Justin Gage (12)
 TE Ben Hartsock (88)
 QB Vince Young (10)
 RB LenDale White (25)

DEFENSE

LE Antwan Odom (98)
 LT Tony Brown (97)
RT Albert Haynesworth (92)
RE Kyle Vanden Bosch (93)
 LLB David Thornton (50)
 MLB Ryan Fowler (52)
 RLB Keith Bulluck (53)
 LCB Nick Harper (20)
 RCB Cortland Finnegan (31)
 SS Chris Hope (24)
 FS Michael Griffin (33)

SPECIALISTS

K Rob Bironas (2)
P Craig Henrich (15)

Pro Bowl

All-Pro

GM: Mike Reinfeldt; **Head Coach:** Jeff Fisher
Asst. Coaches: Norm Chow (off coord.), Jim Schwartz (def. coord.), Dave McGinnis (Asst. head coach/LB), Sherman Smith (Asst. head coach/RB), Matt Burke (def. asst.), Chuck Cecil (DB), Marty Galbraith (ST asst.), Fred Graves (WR), Craig Johnson (QB), Alan Lowry (ST), Mike Munchak (OL), Marcus Robertson (Asst. Secondary), Jim Washburn (DL), Steve Watterson (strength & rehab.), John Zernhelt (TE)

AMERICAN FOOTBALL CONFERENCE STANDINGS

AFC EAST	W	L	T	Pct
New England	16	0	0	1.000
Buffalo	7	9	0	.438
N.Y. Jets	4	12	0	.259
Miami	1	15	0	.063
AFC NORTH	W	L	T	Pct
Pittsburgh	10	6	0	.625
Cleveland	10	6	0	.625
Cincinnati	7	9	0	.438
Baltimore	5	11	0	.313
AFC SOUTH	W	L	T	Pct
Indianapolis	13	3	0	.813
* Jacksonville	11	5	0	.688
* Tennessee	10	6	0	.625
Houston				

2006 SEASON (8-8 REGULAR SEASON, 0-0 PLAYOFFS) • 2ND PLACE AFC SOUTH

DATE	OPPONENT	SCORE	W/L	ATT
Sep. 10	N.Y. JETS	16-23	L	69,143
Sep. 17	at San Diego	7-40	L	64,344
Sep. 24	at Miami	10-13	L	72,733
Oct. 1	DALLAS	14-45	L	69,143
Oct. 8	at Indianapolis	13-14	L	57,021
Oct. 15	at Washington	25-22	W	88,550
Oct. 22	BYE			
Oct. 29	HOUSTON	28-22	W	69,143
Nov. 5	at Jacksonville	7-37	L	66,524
Nov. 12	BALTIMORE	26-27	L	69,143
Nov. 19	at Philadelphia	31-13	W	69,232
Nov. 26	N.Y. GIANTS	24-21	W	69,143
Dec. 3	INDIANAPOLIS	20-17	W	69,143
Dec. 10	at Houston	26-20*	W	70,760
Dec. 17	JACKSONVILLE	24-17	W	69,143
Dec. 24	at Buffalo	30-29	W	54,765
Dec. 31	NEW ENGLAND	23-40	L	69,143

* Overtime

	TITANS	OPP
Total First Downs	261	329
Rushing	105	121
Passing	133	181
Penalty	23	27
3rd Down: Made/Att	67/205	90/221
3rd Down Pct.	32.7	40.7
4th Down: Made/Att	7/17	10/17
4th Down Pct.	41.2	58.8
Possession Avg.	27:17	32:43
Total Net Yards	4810	5915
Avg. Per Game	300.6	369.7
Total Plays	945	1062
Avg. Per Play	5.1	5.6
Net Yards Rushing	2214	2313
Avg. Per Game	138.4	144.6
Total Rushes	469	506
Avg. Per Play	4.7	4.6
Net Yards Passing	2596	3602
Avg. Per Game	162.3	225.1
Sacked/Yards Lost	29/152	26/148
Gross Yards	2748	3750
Att./Comp.	447/226	530/335
Completion Pct.	50.6	63.2
Had Intercepted	19	17
Punts/Average	88/42.7	68/42.5
Net Punting Avg.	37.3	34.4
Penalties/Yards	94/803	102/906
Fumbles/Ball Lost	29/7	19/11
Touchdowns	36	46
Rushing	15	20
Passing	13	24
Returns	8	2

BY PERIODS	1	2	3	4	OT	PTS
Titans	52	87	81	98	6	324
Opponents	84	116	85	115	0	400

SCORING	TD	RU	PA	RT	PAT	FG	S	TP
Bironas	0	0	0	0	32/32	22/28	0	98
Henry	7	7	0	0	0/0	0/0	0	44
Young	7	7	0	0	0/0	0/0	0	44
A.Jones	4	0	0	4	0/0	0/0	0	24
B.Jones	4	0	4	0	0/0	0/0	0	24
Bennett	3	0	3	0	0/0	0/0	0	20
Scaife	3	1	2	0	0/0	0/0	0	18
Troupe	2	0	2	0	0/0	0/0	0	12
Wade	2	0	2	0	0/0	0/0	0	12
T.Brown	1	0	0	1	0/0	0/0	0	6
Bulluck	1	0	0	1	0/0	0/0	0	6
Hope	1	0	0	1	0/0	0/0	0	6
Finnegan	1	0	0	1	0/0	0/0	0	6
Titans	36	15	13	8	32/32	22/28	2	324
Opponents	46	20	24	2	41/44	27/33	0	400

2-point conversions: Bennett, Henry, Young,
Titans 3-3, Opponents 1-2

RUSHING	No	Yds	Avg	Lg	TD
Henry	270	1211	4.5	70t	7
Young	83	552	6.7	39t	7
White	61	244	4.0	26	0
C.Brown	41	156	3.8	21	0
Hall	7	21	3.0	11	0
Scaife	1	13	13.0	13t	1
A.Jones	2	8	4.0	7	0
Roby	1	3	3.0	3	0

PASSING	Att	Cmp	Pct	Yards	Yds/Att	TD	Int	Lg	Sk/Yds	Rating
Young	357	184	51.5	2199	6.2	12	13	53	25/129	66.7
Collins	90	42	46.7	549	6.1	1	6	36	4/23	42.3
Titans	447	226	50.6	2748	6.1	13	19	53	29/152	61.8
Opponents	530	335	63.2	3750	7.1	24	17	68t	26/148	86.0

B.Jones	1	3	3.0	3	0
Givens	1	3	3.0	3	0
Nickey	1	0	0.0	0	0
Titans	469	2214	4.7	70t	15
Opponents	506	2313	4.6	73	20

RECEIVING	No	Yds	Avg	Lg	TD
Bennett	46	737	16.0	39	3
Wade	33	461	14.0	25	2
Scaife	29	370	12.8	34	2
B.Jones	27	384	14.2	53	4
Henry	18	78	4.3	12	0
Hall	15	138	9.2	28	0
White	14	60	4.3	13	0
Troupe	13	150	11.5	32	2
R.Williams	8	121	15.1	20	0
Givens	8	104	13.0	27	0
Hartsock	6	68	11.3	23	0
A.Jones	2	31	15.5	17	0
Roby	2	28	14.0	21	0
Cramer	2	8	4.0	6	0
C.Brown	2	4	2.0	4	0
Wallace	1	6	6.0	6	0
Titans	226	2748	12.2	53	13
Opponents	335	3750	11.2	68t	24

INTERCEPTIONS	No	Yds	Avg	Lg	TD
Hope	5	105	21.0	61t	1
A.Jones	4	130	32.5	83t	1
Thompson	3	14	4.7	11	0
Hill	2	20	10.0	11	0
Sirmon	1	13	13.0	13	0
Bulluck	1	0	0.0	0	0
Tulloch	1	0	0.0	0	0
Titans	17	282	16.6	83t	2
Opponents	19	250	13.2	55t	2

PUNTING	No	Yds	Avg	Net	TB	In	Lg	B
Henrich	88	3760	42.7	37.3	10	32	73	0
Titans	88	3760	42.7	37.3	10	32	73	0
Opponents	68	2888	42.5	34.4	4	18	61	1

PUNT RETURNS	No	FC	Yds	Avg	Lg	TD
A.Jones	34	3	440	12.9	90t	3
Wade	3	3	27	9.0	18	0
Titans	37	6	467	12.6	90t	3
Opponents	33	24	278	8.4	39	0

KICKOFF RETURNS	No	Yds	Avg	Lg	TD
Wade	50	1194	23.9	48	0
A.Jones	20	521	26.1	70	0
Scaife	4	64	16.0	18	0
Cramer	3	37	12.3	21	0
White	1	14	14.0	14	0
Hartsock	1	5	5.0	5	0
Titans	79	1835	23.2	70	0
Opponents	58	1263	21.8	52	0

FIELD GOALS	1-19	20-29	30-39	40-49	50+
Bironas	0-0	10-11	7-7	4-8	1-2
Titans	0-0	10-11	7-7	4-8	1-2
Opponents	1-1	10-11	6-10	10-10	0-1

Bironas/Titans: () () (51N, 22G) (33G, 39G) (22G, 47G) (32G, 26G, 30G) () () (21G, 41N, 43B) (36G) (48N, 49G) (25G, 60G) (41G, 33G) (44N, 27G) (42G, 20G, 30G) (25G, 23N, 27G, 27G) **Opponents:** (18G, 34N, 30N) (28G, 31G, 35G, 44G) (40G, 30N, 39G) (26N, 43G) () () (27G) (47G, 21G, 39G) (27G, 40G) (42G, 38G) () (53N, 20G) (49G, 46G) (43G) (21G, 36G, 45G, 21G, 24G) (28G, 26G, 33N)

SACKS
Vanden Bosch 6.5, LaBoy 3.5, Starks 3.0, Bulluck 2.5, Haynesworth 2.0, Finnegan 2.0, T.Brown 1.5, Mahelona 1.0, A.Jones 1.0, Bockwoldt 1.0, Odom 0.5, Smith 0.5, Sirmon 0.5, Tulloch 0.5
Titans 26.0, Opponents 29.0

TACKLES (Solo-Assists-Total)
Bulluck 107-54-161, Hope 99-29-128, Thornton 93-29-122, Vanden Bosch 67-51-118, Sirmon 67-38-105, Thompson 58-19-77, Smith 43-33-76, P.Jones 54-13-67, Hill 41-18-59, Haynesworth 34-25-59, Finnegan 47-10-57, LaBoy 31-26-57, Starks 36-20-56, T. Brown 33-18-51, Tulloch 23-14-37, Conover 12-9-21, Mahelona 12-9-21, Fuller 11-4-15, Odom 9-6-15, Bockwoldt 4-3-7, Scott 2-3-5, Woolfolk 4-0-4, Savage 2-2-4, Amato 2-1-3, Reynolds 2-0-2, Lowry 0-1-1
Team Totals: 893-435-1328

USUAL STARTING LINEUP

OFFENSE
WR Brandon Jones (81)
LT Michael Roos (71)
LG Jacob Bell (60)
C Kevin Mawae (68)
RG Benji Olson (75)
RT David Stewart (76)
TE Bo Scaife (80)
WR Drew Bennett (83)
FB Ahmad Hall (45)
QB Vince Young (10)
RB Travis Henry (20)

DEFENSE
LE Kyle Vanden Bosch (93)
LT Robaire Smith (98)
RT Albert Haynesworth (92)
RE Travis LaBoy (91)
LLB David Thornton (50)
MLB Peter Sirmon (59)
RLB Keith Bulluck (53)
LCB Reynaldo Hill (21)
RCB Pacman Jones (32)
SS Chris Hope (24)
FS Lamont Thompson (28)

SPECIALISTS
K Rob Bironas (2)
P Craig Henrich (15)

Pro Bowl
All-Pro

GM: Floyd Reese; **Head Coach:** Jeff Fisher
Asst. Coaches: Norm Chow (off coord.), Jim Schwartz (def. coord.), Dave McGinnis (Asst. head coach/LB), Sherman Smith (Asst. head coach/RB), Matt Burke (def. asst.), Chuck Cecil (S/nickel), Marty Galbraith (ST asst.), Craig Johnson (QB), Alan Lowry (ST), Mike Munchak (OL), Ray Sherman (WR), Jim Washburn (DL), Steve Watterson (strength & rehab.), Everett Withers (DB), John Zernhelt (TE)

AMERICAN FOOTBALL CONFERENCE STANDINGS

AFC EAST	W	L	T	Pct
New England	12	4	0	.750
* N.Y. Jets	10	6	0	.625
Buffalo	7	9	0	.438
Miami	6	10	0	.375
AFC NORTH	W	L	T	Pct
Baltimore	13	3	0	.812
Cincinnati	8	8	0	.500
Pittsburgh	8	8	0	.500
Cleveland	4	12	0	.250
AFC SOUTH	W	L	T	Pct
Indianapolis	12	4	0	.750
Tennessee	8	8	0	.500
Jacksonville	8	8	0	.500
Houston	6	10	0	.375
AFC WEST	W	L	T	Pct
San Diego	14	2	0	.875
* Kansas City	9	7	0	.562
Denver	9	7	0	.562
Oakland	2	14	0	.125

NATIONAL FOOTBALL CONFERENCE STANDINGS

NFC EAST	W	L	T	Pct
Philadelphia	10	6	0	.625
* Dallas	9	7	0	.562
* N.Y. Giants	8	8	0	.500
Washington	5	11	0	.312
NFC NORTH	W	L	T	Pct
Chicago	13	3	0	.812
Green Bay	8	8	0	.500
Minnesota	6	10	0	.375
Detroit	3	13	0	.188
NFC SOUTH	W	L	T	Pct
New Orleans	10	6	0	.625
Carolina	8	8	0	.500
Atlanta	7	9	0	.438
Tampa Bay	4	12	0	.250
NFC WEST	W	L	T	Pct
Seattle	9	7	0	.562
St. Louis	8	8	0	.500
San Francisco	7	9	0	.438
Arizona	5	11	0	.312

* Wild Card for Playoff

2005 SEASON (4-12 REGULAR SEASON, 0-0 PLAYOFFS) • 3RD PLACE AFC SOUTH

DATE	OPPONENT	SCORE	W/L	ATT
Sep. 11	at Pittsburgh	7-34	L	62,931
Sep. 18	BALTIMORE	25-10	W	69,149
Sep. 25	at St. Louis	27-31	L	65,835
Oct. 2	INDIANAPOLIS	10-31	L	69,149
Oct. 9	at Houston	34-20	W	70,430
Oct. 16	CINCINNATI	23-31	L	69,149
Oct. 23	at Arizona	10-20	L	39,482
Oct. 30	OAKLAND	25-34	L	69,149
Nov. 6	at Cleveland	14-20	L	72,594
Nov. 13	BYE			
Nov. 20	JACKSONVILLE	28-31	L	69,149
Nov. 27	SAN FRANCISCO	33-22	W	69,149
Dec. 4	at Indianapolis	3-35	L	57,228
Dec. 11	HOUSTON	13-10	W	69,149
Dec. 18	SEATTLE	24-28	L	69,149
Dec. 24	at Miami	10-24	L	72,001
Jan. 1	at Jacksonville	13-40	L	65,485

* Overtime

	TITANS	OPP
Total First Downs	279	294
Rushing	72	89
Passing	191	180
Penalty	16	25
3rd Down: Made/Att	75/218	71/200
3rd Down Pct.	34.4	35.5
4th Down: Made/Att	9/31	7/11
4th Down Pct.	29.0	63.6
Possession Avg.	31:13	28:47
Total Net Yards	5122	5110
Avg. Per Game	320.1	319.4
Total Plays	1022	960
Avg. Per Play	5.0	5.3
Net Yards Rushing	1525	1894
Avg. Per Game	95.3	118.4
Total Rushes	397	449
Avg. Per Play	3.8	4.2
Net Yards Passing	3597	3216
Avg. Per Game	224.8	201.0
Sacked/Yards Lost	31/200	41/246
Gross Yards	3797	3462
Att./Comp.	594/358	470/296
Completion Pct.	60.3	63.0
Had Intercepted	14	9
Punts/Average	78/43.2	85/44.1
Net Punting Avg.	78/37.8	85/37.5
Penalties/Yards	125/1002	95/718
Fumbles/Ball Lost	27/12	20/11
Touchdowns	33	51
Rushing	8	12
Passing	20	33
Returns	5	6

BY PERIODS	1	2	3	4	OT	PTS
Titans	50	88	83	78	0	299
Opponents	79	132	108	102	0	421

SCORING	TD	RU	PA	RT	PAT	FG	S	TP
Bironas	0	0	0	0	30/32	23/29	0	99
Brown	7	5	2	0	0	0	0	42
Bennett	4	0	4	0	0	0	0	24
Troupe	4	0	4	0	0	0	0	24
B. Jones	2	0	2	0	0	0	0	12
Kinney	2	0	2	0	0	0	0	12
Odom	2	0	0	2	0	0	0	12
Payton	2	2	0	0	0	0	0	12
Scaife	2	0	2	0	0	0	0	12
R. Williams	2	0	2	0	0	0	0	12
Fleming	1	0	1	0	0	0	0	6
Hill	1	0	0	1	0	0	0	6
P. Jones	1	0	0	1	0	0	0	6
Kassell	1	0	0	1	0	0	0	6
McNair	1	1	0	0	0	0	0	6
Roby	1	0	1	0	0	0	0	6
Wade LG	1	0	0	1	0	0	0	6
Reynolds	0	0	0	0	0	1	2	
Titans	33	8	20	5	30/32	23/29	1	299
Opponents	51	12	33	6	48/49	21/27	0	421

2-point conversions: Titans 0-1, Opponents 2-2

RUSHING	No	Yds	Avg	Lg	TD
Brown	224	851	3.8	38t	5
Henry	88	335	3.8	29	0
McNair	32	139	4.3	19	1
Payton	33	105	3.2	15	2
Mauck	7	39	5.6	12	0
Nash	6	32	5.3	8	0

PASSING	Att	Cmp	Pct	Yards	Yds/Att	TD	Int	Lg	Sk/Yds	Rating
McNair	476	292	61.3	3161	6.64	16	11	57	20/134	82.4
Volek	88	50	56.8	474	5.39	4	2	55t	9/45	77.6
Mauck	27	15	55.6	136	5.04	0	1	17	1/8	53.9
Hentrich	2	1	50.0	26	13.0	0	0	26	0/0	95.8
Bennett	1	0	0.0	0	0.0	0	0	0	0/0	39.6
P. Jones	0	0	---	0	---	0	0	---	1/13	---
Titans	594	358	60.3	3797	6.39	20	14	57	31/200	80.3
Opponents	470	296	63.0	3462	7.37	33	9	63t	41/246	100.7

Roby	2	16	8.0	11	0
Bennett	1	3	3.0	3	0
Volek	1	3	3.0	3	0
B. Jones	1	1	1.0	1	0
Wade LG	1	1	1.0	1	0
Wade TM	1	1	1.0	1	0
Hentrich	1	0	0.0	0	0
Titans	397	1525	3.8	38t	8
Opponents	449	1894	4.2	52	12

RECEIVING	No	Yds	Avg	Lg	TD
Bennett	58	738	12.7	55t	4
Kinney	55	543	9.9	27	2
Troupe	55	530	9.6	35	4
Scaife	37	273	7.4	19	2
Brown	25	327	13.1	57	2
B. Jones	23	299	13.0	38t	2
Calico	22	191	8.7	18	0
R. Williams	21	299	14.2	50t	2
Roby	21	289	13.8	32	1
Wade LG	14	120	8.6	17	0
Wade TM	4	40	10.0	15	0
Henry	13	117	9.0	42	0
Fleming	10	69	6.9	18	1
Payton	6	30	5.0	9	0
Nash	3	14	4.7	7	0
Guenther	2	13	6.5	8	0
Nickey	1	26	26.0	26	0
Small	1	6	6.0	6	0
Roots	1	-7	-7.0	-7	0
Titans	358	3797	10.6	57	20
Opponents	296	3462	11.7	63t	33

INTERCEPTIONS	No	Yds	Avg	Lg	TD
Hill	3	88	29.3	52t	1
Bulluck	2	16	8.0	16	0
Kassell	1	21	21.0	21t	1
Woolfolk	1	3	3.0	3	0
T. Williams	1	1	1.0	1	0
Thompson	1	0	0.0	0	0
Titans	9	129	14.3	52t	2
Opponents	14	293	20.9	85t	4

PUNTING	No	Yds	Avg	Net	TB	In	Lg	B
Hentrich	78	3371	43.2	37.8	14	21	59	0
Titans	78	3371	43.2	37.8	14	21	59	0
Opponents	85	3746	44.1	37.5	7	16	74	1

PUNT RETURNS	No	FC	Yds	Avg	Lg	TD
Wade LG	33	9	317	9.6	73t	1
P. Jones	29	8	272	9.4	52t	1
Thurman TM	9	5	31	3.4	11	0
B. Jones	5	0	75	15.0	32	0
Thompson	1	0	31	31.0	31	0
Ta. Williams	1	0	9	9.0	9	0
Titans	45	13	418	9.3	52t	1
Opponents	32	20	144	4.5	15	0

KICKOFF RETURNS	No	Yds	Avg	Lg	TD
P. Jones	43	1127	26.2	85	0
Roby	22	495	22.5	59	0
Payton	2	24	12.0	24	0
Thurman TM	2	42	21.0	25	0
Fleming	1	9	9.0	9	0
Titans	70	1697	24.2	85	0
Opponents	57	1290	22.6	50	0

FIELD GOALS	1-19	20-29	30-39	40-49	50+
Bironas	0/0	10/10	6/7	5/7	2/5
Titans	0/0	10/10	6/7	5/7	2/5
Opponents	1/1	6/6	9/14	5/5	0/1

Bironas/Titans: (47N) (39G, 29G, 47G) (41G, 39G) (34G, 38N) (52G, 58N, 49G) (24G, 29G, 47G) (53G) (39G, 24G) (50N) () (35G, 41G, 21G, 22G) (51N, 24G) (46N, 23G, 21G) (38G) (24G) ()

Opponents: (44G, 27G) (30G) (46G) (20G) (32G, 38G, 43G, 47G) (52N, 21G) (33G, 24G) (22G, 32G) (37G, 19G, 39N) (31G) (34N) () (30G, 37B, 31N) (36B) (25G) (46G, 38G)

SACKS	No	Yds
Vanden Bosch	12.5	LaBoy 6.5, Bulluck 5, Long 3.5, Haynesworth 3, Starks 3, Sirmon 2.5, Odom 2, Schobel 1, Thompson 1, Claus 0.5, Waddell 0.5
Titans 41, Opponents 31		

TACKLES (Solo-Assists-Total)	No	Yds
Bulluck	106-44-150	Vanden Bosch 55-45-100, Sirmon 56-33-89, Kassell 56-33-89, Haynesworth 52-33-85, T. Williams 65-

18-83, Thompson 63-15-78, Starks 40-38-78, LaBoy 36-28-64, P. Jones 43-10-53, Woolfolk 42-10-52, Odom 28-22-50, Long 30-19-49, Hill 40-6-46, Clauss 13-17-30, Boiman 13-15-28, Waddell 13-4-17, Reynolds 9-5-14, Schobel 7-4-11, Beckham 9-1-10, Sandy 1-1-2, Spencer 1-0-1, Nickey 1-0-1, Gardner 0-0-0, Fuller 0-0-0

Team Totals: 779-401-1180

USUAL STARTING LINEUP

OFFENSE	Player	No.
WR	Drew Bennett	(83)
LT	Brad Hopkins	(72)
LG	Zach Piller	(69)
C	Justin Hartwig	(77)
RG	Benji Olson	(75)
RT	Michael Roos	(71)
TE	Erron Kinney	(88)
WR	Brandon Jones	(81)
FB/TE	Troy Fleming	(44)/Ben Troupe (84)
QB	Steve McNair	(9)
RB	Chris Brown	(29)

DEFENSE	Player	No.
LE	Kyle Vanden Bosch	(93)
LT	Randy Starks	(90)
RT	Albert Haynesworth	(92)
RE	Antwan Odom	(98)
LLB	Peter Sirmon	(59)
MLB	Brad Kassell	(55)
RLB	Keith Bulluck	(53)
LCB	Reynaldo Hill	(21)
RCB	Pacman Jones	(32)
SS	Tank Williams	(25)
FS	Lamont Thompson	(28)

SPECIALISTS	Player	No.
K	Rob Bironas	(2)
P	Craig Hentrich	(15)

Pro Bowl
All-Pro

GM: Floyd Reese; **Head Coach:** Jeff Fisher
Asst. Coaches: Norm Chow (off coord.), Jim Schwartz (def. coord.), George Henshaw (asst. head coach/ off.), Dave McGinnis (LB), Chuck Cecil (S/nickel), Marty Galbraith (ST asst.), Ned James (off asst.), Craig Johnson (QB), Alan Lowry (ST), Mike Munchak (OL), Ray Sherman (WR), Sherman Smith (RB), Jim Washburn (DL), Steve Watterson (strength and conditioning), Everett Withers (DB)

AMERICAN FOOTBALL CONFERENCE STANDINGS

AFC EAST	W	L	T	Pct
New England	10	6	0	.625
Miami	9	7	0	.562
Buffalo	5	11	0	.312
N.Y. Jets	4	12	0	.250
AFC NORTH	W	L	T	Pct
Cincinnati	11	5	0	.688
* Pittsburgh	11	5	0	.688
Baltimore	6	10	0	.375
Cleveland	6	10	0	.375
AFC SOUTH	W	L	T	Pct
Indianapolis	14	2	0	.875
* Jacksonville	12	4	0	.750
Tennessee	4	12	0	.250
Houston	2	14	0	.125
AFC WEST	W	L	T	Pct
Denver	13	3	0	.812
Kansas City	10	6	0	.625
San Diego	9	7	0	.562
Oakland	4	12	0	.250

2002 SEASON (11-5 REGULAR SEASON, 1-1 PLAYOFFS) • 1ST PLACE AFC SOUTH

DATE	OPPONENT	SCORE	W/L	ATT
Sep. 8	PHILADELPHIA	27-24	W	68,804
Sep. 15	at Dallas	13-21	L	62,527
Sep. 22	CLEVELAND	28-31*	L	68,804
Sep. 29	at Oakland	25-52	L	58,719
Oct. 6	WASHINGTON	14-31	L	68,804
Oct. 13	JACKSONVILLE	23-14	W	68,804
Oct. 20	BYE			
Oct. 27	at Cincinnati	30-24	W	52,822
Nov. 3	at Indianapolis	23-15	W	56,752
Nov. 10	HOUSTON	17-10	W	68,804
Nov. 17	PITTSBURGH	31-23	W	68,804
Nov. 24	at Baltimore	12-13	L	69,365
Dec. 1	at N.Y. Giants	32-29*	W	78,640
Dec. 8	INDIANAPOLIS	27-17	W	68,804
Dec. 16	NEW ENGLAND	24-7	W	68,809
Dec. 22	at Jacksonville	28-10	W	51,033
Dec. 29	at Houston	13-3	W	70,694
Jan. 11	PITTSBURGH	34-31*	W	68,809
Jan. 19	at Oakland	24-41	L	62,544

* Overtime

	TITANS	OPP
Total First Downs	312	297
Rushing	112	75
Passing	182	197
Penalty	18	25
3rd Down: Made/Att	94/216	76/202
3rd Down Pct.	43.5	37.6
4th Down: Made/Att	9/16	9/18
4th Down Pct.	56.3	50.0
Possession Avg.	32:47	27:13
Total Net Yards	5272	4964
Avg. Per Game	329.5	310.3
Total Plays	1032	974
Avg. Per Play	5.1	5.1
Net Yards Rushing	1952	1424
Avg. Per Game	122.0	89.0
Total Rushes	511	372
Avg. Per Play	3.8	3.8
Net Yards Passing	3320	3540
Avg. Per Game	207.5	221.3
Sacked/Yards Lost	21/121	40/213
Gross Yards	3441	3753
Att./Comp.	500/306	562/339
Completion Pct.	61.2	60.3
Had Intercepted	15	18
Punts/Average	66/41.3	77/41.6
Net Punting Avg.	66/33.9	77/36.2
Penalties/Yards	112/891	99/853
Fumbles/Ball Lost	20/10	22/11
Touchdowns	42	40
Rushing	16	7
Passing	22	27
Returns	4	6

BY PERIODS	1	2	3	4	OT	PTS
Titans	76	127	67	94	3	367
Opponents	72	71	68	110	3	324

SCORING	TD	RU	PA	RT	PAT	FG	S	TP
Nedney	0	0	0	0	36/36	25/31	0	111
George	14	12	2	0	0	0	0	86
Mason	5	0	5	0	0	0	0	30
K. Dyson	4	0	4	0	0	0	0	24
Simon	4	1	3	0	0	0	0	24
McNair	3	3	0	0	0	0	0	20
Bennett	2	0	2	0	0	0	0	12
McCareins	2	0	2	0	0	0	0	12
Wycheck	2	0	2	0	0	0	0	12
Bulluck	1	0	0	1	0	0	0	6
Coady	1	0	0	1	0	0	0	6
A. Dyson	1	0	0	1	0	0	0	6
Green	1	0	1	0	0	0	0	6
Meier	1	0	1	0	0	0	0	6
Simon	1	0	0	1	0	0	0	6
Titans	42	16	22	4	36/36	25/31	0	367
Opponents	40	7	27	6	36/36	14/21	0	324

2-Pt Conversions: George, McNair, Titans 2-6, Opponents 3-4

RUSHING	No	Yds	Avg	Lg	TD
George	343	1165	3.4	35	12
McNair	82	440	5.4	26	3
Holcombe	47	242	5.1	39	0
Green	21	71	3.4	12	0
McCareins	2	18	9.0	16	0
Simon	9	18	2.0	13	1
Hentrich	1	5	5.0	5	0

PASSING	Att	Cmp	Pct	Yards	Yds/Att	TD	Int	Lg	Sk/Yds	Rating
McNair	492	301	61.2	3387	6.88	22	15	55	21/121	84.0
O'Donnell	5	3	60.0	24	4.80	0	0	0	0/0	72.1
Wycheck	2	1	50.0	13	6.50	0	0	13	0/0	70.8
Hentrich	1	1	100.0	17	17.0	0	0	17	0/0	118.8
Titans	500	306	61.2	3441	6.88	22	15	55	21/121	83.9
Opponents	562	339	60.3	3753	6.68	27	18	75	40/213	82.8

Comella	1	0	0.0	0	0
O'Donnell	3	-3	-1.0	-1	0
K. Dyson	2	-4	-2.0	5	0
Titans	511	1952	3.8	39	16
Opponents	372	1424	3.8	42	7

RECEIVING	No	Yds	Avg	Lg	TD
Mason	79	1012	12.8	40	5
K. Dyson	41	460	11.2	40	4
Wycheck	40	346	8.7	19	2
George	36	255	7.1	14t	2
Bennett	33	478	14.5	53	2
McCareins	19	301	15.8	55	2
Simon	16	167	10.4	42t	3
Kinney	13	173	13.3	31	0
Holcombe	10	91	9.1	18	0
Comella	10	70	7.0	17	0
Green	7	57	8.1	21	1
Meier	1	17	17.0	17t	1
Berlin	1	14	14.0	14	0
Titans	306	3441	11.2	55	22
Opponents	339	3753	11.1	75	27

INTERCEPTIONS	No	Yds	Avg	Lg	TD
Schulters	6	56	9.3	28	0
Simon	3	88	29.3	32t	1
A. Dyson	3	27	9.0	16t	1
Rolle	2	0	0.0	0	0
Coady	1	24	24.0	24t	1
Bulluck	1	5	5.0	5	0
Williams	1	0	0.0	0	0
Mitchell	1	-2	-2.0	-2	0
Titans	18	198	11.0	32t	3
Opponents	15	179	11.9	82t	2

PUNTING	No	Yds	Avg	Net	TB	In	Lg	B
Hentrich	65	2725	41.9	33.9	5	28	56	1
Titans	66	2725	41.3	33.9	5	28	56	1
Opponents	77	3202	41.6	36.2	10	22	61	1

PUNT RETURNS	No	FC	Yds	Avg	Lg	TD
Simon	13	6	113	8.7	30	0
Mason	9	12	60	6.7	21	0
McCareins	6	4	44	7.3	16	0
Titans	28	22	217	7.8	30	0
Opponents	28	19	390	13.9	83t	3

KICKOFF RETURNS	No	Yds	Avg	Lg	TD
Simon	20	371	18.6	29	0
Berlin	13	260	20.0	32	0
McCareins	13	300	23.1	48	0
Kinney	3	41	13.7	25	0
Green	1	10	10.0	10	0
Titans	50	982	19.6	48	0
Opponents	74	1482	20.0	54	0

FIELD GOALS	1-19	20-29	30-39	40-49	50+
Nedney	0/0	9/9	10/12	5/8	1/2
Titans	0/0	9/9	10/12	5/8	1/2
Opponents	1/2	3/3	5/7	4/6	1/3

Nedney: (33G, 47G) (37G, 53G) () () (40G, 26G, 33G, 32N) (33G, 28G, 46G) (28G, 34G, 39G) (49N, 24G) (39N, 43G) (32G, 37G, 40G, 21G) (54N, 38G) (35G, 29G) (45N, 28G) (46N) (28G, 26G)

Opponents: (30G) () (52N, 33G) (28G) (31G) () (44G) (46N) (51G) (31N, 37N) (26G, 43G) (38G, 36G, 19G) (44G, 44N) () (24G) (50N, 19N, 42G)

SACKS
Carter 10.0, C. Hall 8.0, Ford 3.5, Smith 2.5, Kearsse 2.0, Schulters 2.0, Simon 2.0, Thornton 2.0, Williams 2.0, Bulluck 1.0, A. Dyson 1.0, Godfrey 1.0, Haynesworth 1.0, J. Thomas 1.0
Titans 40.0, Opponents 21.0

TACKLES (Solo-Assists-Total)
Bulluck (116-64-180), Simon (83-47-130), Schulters (75-19-94), Smith (41-32-73), Carter (42-29-71), Hall (43-27-70), Williams (55-14-69), A. Dyson (54-7-61), Haynesworth (31-24-55), Mitchell (40-11-51), Ford (24-21-45), Rolle (37-7-44), Godfrey (27-17-44), Thornton (21-23-44), Chamberlin (14-13-27), Echols (13-6-19), Thomas (11-5-16), Calmus (9-4-13), Aldridge (8-5-13), Coady (10-2-12), Kearsse (6-5-11), Morris (7-2-9), Boiman (1-5-6), Beckham (1-0-1), Kassell (0-1-1)
Team Totals: 769-390-1159

USUAL STARTING LINEUP

OFFENSE

WR Derrick Mason (85)
TE/FB Erron Kinney (88)/Greg Comella (33)
LT Brad Hopkins (72)
LG Zach Piller (69)
C Gennaro DiNapoli (64)
RG Benji Olson (75)
RT Fred Miller (71)
TE Frank Wycheck (89)
WR Kevin Dyson (87)
QB Steve McNair (9)
RB Eddie George (27)

DEFENSE

LE Kevin Carter (93)
LT John Thornton (78)
RT Henry Ford (92)
RE Carlos Hall (97)
LLB Peter Sirmon (59)
MLB Randall Godfrey (56)
RLB Keith Bulluck (53)
LCB Andre Dyson (22)
RCB Samari Rolle (21)
SS Tank Williams (25)
FS Lance Schulters (31)

SPECIALISTS

K Joe Nedney (6)
P Craig Hentrich (15)

Pro Bowl
All-Pro

GM: Floyd Reese; **Head Coach:** Jeff Fisher
Asst. Coaches: Mike Heimerdinger (off coord.), Jim Schwartz (def. coord.), George Henshaw (asst. head coach/off.), Gunther Cunningham (asst. head coach defense/LB), Chuck Cecil (def. asst.), Ned James (off asst.), Craig Johnson (QB), Alan Lowry (ST), Mike Munchak (OL), Sherman Smith (RB), Steve Walters (WR), Jim Washburn (DL), Steve Watterson (strength & rehab.), Everett Withers (DB)

AMERICAN FOOTBALL CONFERENCE STANDINGS				
AFC EAST	W	L	T	Pct
N.Y. Jets	9	7	0	.562
New England	9	7	0	.562
Miami	9	7	0	.562
Buffalo	8	8	0	.500
AFC NORTH	W	L	T	Pct
Pittsburgh	10	5	1	.656
* Cleveland	9	7	0	.562
Baltimore	7	9	0	.438
Cincinnati	2	14	0	.125
AFC SOUTH	W	L	T	Pct
Tennessee	11	5	0	.688
* Indianapolis	10	6	0	.625
Jacksonville	6	10	0	.375
Houston	4	12	0	.250
AFC WEST	W	L	T	Pct
Oakland	11	5	0	.688
Denver	9	7	0	.562
San Diego	8	8	0	.500
Kansas City	8	8	0	.500

NATIONAL FOOTBALL CONFERENCE STANDINGS				
NFC EAST	W	L	T	Pct
Philadelphia	12	4	0	.750
* N.Y. Giants	10	6	0	.625
Washington	7	9	0	.43

2001 SEASON (7-9 REGULAR SEASON, 0-0 PLAYOFFS) • 3RD PLACE AFC CENTRAL (TIED)

DATE	OPPONENT	SCORE	W/L	ATT
Sep. 9	MIAMI	23-31	L	68,798
Sep. 23	at Jacksonville	6-13	L	65,994
Sep. 30	BYE			
Oct. 7	at Baltimore	7-26	L	69,494
Oct. 14	TAMPA BAY	31-28*	W	68,798
Oct. 21	at Detroit	27-24	W	76,940
Oct. 29	at Pittsburgh	7-34	L	63,763
Nov. 4	JACKSONVILLE	28-24	W	68,798
Nov. 12	BALTIMORE	10-16	L	68,798
Nov. 18	at Cincinnati	20-7	W	63,865
Nov. 25	PITTSBURGH	24-34	L	68,801
Dec. 2	at Cleveland	31-15	W	72,818
Dec. 9	at Minnesota	24-42	L	64,271
Dec. 16	GREEN BAY	26-20	W	68,804
Dec. 22	at Oakland	13-10	W	61,934
Dec. 30	CLEVELAND	38-41	L	68,798
Jan. 6	CINCINNATI	21-23	L	68,798

* Overtime

	TITANS	OPP
Total First Downs	288	300
Rushing	87	79
Passing	179	192
Penalty	22	29
3rd Down: Made/Att	98/233	74/212
3rd Down Pct.	42.1	34.9
4th Down: Made/Att	2/15	7/14
4th Down Pct.	13.3	50.0
Possession Avg.	31:29	28:31
Total Net Yards	5352	5515
Avg. Per Game	334.5	344.7
Total Plays	1026	996
Avg. Per Play	5.2	5.5
Net Yards Rushing	1794	1431
Avg. Per Game	112.1	89.4
Total Rushes	468	405
Avg. Per Play	3.8	3.5
Net Yards Passing	3558	4084
Avg. Per Game	222.4	255.3
Sacked/Yards Lost	43/309	32/175
Gross Yards	3867	4259
Att./Comp.	515/307	559/328
Completion Pct.	59.6	58.7
Had Intercepted	17	13
Punts/Average	85/42.0	82/41.3
Net Punting Avg.	85/37.0	82/35.7
Penalties/Yards	119/1025	88/832
Fumbles/Ball Lost	18/11	21/11
Touchdowns	39	46
Rushing	12	17
Passing	23	27
Returns	4	2

BY PERIODS	1	2	3	4	OT	PTS
Titans	84	73	90	86	3	336
Opponents	61	127	74	126	0	388

SCORING	TD	RU	PA	RT	PAT	FG	S	TP
Nedney	0	0	0	0	34/35	20/28	0	94
Mason	10	0	9	1			0	62
K. Dyson	7	0	7	0			0	44
George	5	5	0	0			0	30
McNair	5	5	0	0			0	30
Wycheck	4	0	4	0			0	24
Green	2	1	1	0			0	12
Mitchell	2	0	0	2			0	12
Bennett	1	0	1	0			0	8
Hicks	1	1	0	0			0	6
Kinney	1	0	1	0			0	6
Myers	1	0	0	1			0	6
Fisk	0	0	0	1			1	2
Titans	38	12	23	4	34/35	20/28	1	336
Opponents	46	17	27	2	44/44	22/29	0	388

2-point conversions: Mason, K. Dyson, Bennett, Titans 3-4, Opponents 1-2

RUSHING	No	Yds	Avg	Lg	TD
George	315	939	3.0	27	5
McNair	75	414	5.5	24	5
Hicks	56	341	6.1	51	1
Green	15	71	4.7	21	1
O'Donnell	6	28	4.7	15	0
Wycheck	1	1	1.0	1	0
Titans	468	1794	3.8	51	12
Opponents	405	1431	3.5	48t	17

PASSING	Att	Cmp	Pct	Yards	Yds/Att	TD	Int	Lg	Sk/Yds	Rating
McNair	431	264	61.3	3350	7.77	21	12	71t	37/251	90.2
O'Donnell	76	42	55.3	496	6.53	2	2	35t	6/58	73.1
Volek	3	0	0.0	0	0.00	0	0	0	0/0	39.6
Green	2	0	0.0	0	0.00	0	2	0	0/0	0.0
Hentrich	2	0	0.0	0	0.00	0	1	0	0/0	0.0
Wycheck	1	1	100.0	21	21.00	0	0	21	0/0	118.8
Titans	515	307	59.6	3867	7.51	23	17	71t	43/309	84.2
Opponents	559	328	58.7	4259	7.62	27	13	78	32/175	89.1

RECEIVING	No	Yds	Avg	Lg	TD
Mason	73	1128	15.5	71t	9
Wycheck	60	672	11.2	30	4
K. Dyson	54	825	15.3	68t	7
George	37	279	7.5	25	0
Kinney	25	263	10.5	24	1
Bennett	24	329	13.7	50	1
Green	12	64	5.3	10	1
Sanders	5	74	14.8	22	0
Hicks	5	22	4.4	9	0
McCareins	3	88	29.3	36	0
Meier	3	31	10.3	18	0
Natkin	2	42	21.0	27	0
Berlin	2	28	14.0	19	0
Coleman	1	19	19.0	19	0
Ours	1	3	3.0	3	0
Titans	307	3867	12.6	71t	23
Opponents	328	4259	13.0	78	27

INTERCEPTIONS	No	Yds	Avg	Lg	TD
A. Dyson	3	36	12.0	36	0
Rolle	3	3	1.0	3	0
Bulluck	2	21	10.5	21	0
Robinson	2	13	6.5	13	0
Godfrey	1	5	5.0	5	0
Booker	1	0	0.0	0	0
Favors	1	0	0.0	0	0
Titans	13	78	6.0	36	0
Opponents	17	163	9.6	45t	2

PUNTING	No	Yds	Avg	Net	TB	In	Lg	B
Hentrich	85	3567	42.0	37.0	8	28	70	0
Titans	85	3567	42.0	37.0	8	28	70	0
Opponents	82	3388	41.3	35.7	9	25	58	1

PUNT RETURNS	No	FC	Yds	Avg	Lg	TD
Mason	20	19	128	6.4	20	0
J. Walker	14	4	125	8.9	36	0
McCareins	2	0	29	14.5	18	0
Titans	36	23	282	7.8	36	0
Opponents	36	20	264	7.3	31	0

KICKOFF RETURNS	No	Yds	Avg	Lg	TD
Mason	34	748	22.0	101t	1
Berlin	13	253	19.5	32	0
Coleman	11	251	22.8	34	0
McCareins	4	70	17.5	21	0
J. Walker	3	33	11.0	19	0
Green	2	20	10.0	12	0
Bennett	1	11	11.0	11	0
Kinney	1	13	13.0	13	0
Long	1	10	10.0	10	0
Rolle	1	3	3.0	3	0
Titans	71	1413	19.9	101t	1
Opponents	57	1418	24.9	81	0

FIELD GOALS	1-19	20-29	30-39	40-49	50+
Nedney	0/0	6/6	5/5	8/15	1/2
Titans	0/0	6/6	5/5	8/15	1/2
Opponents	0/0	4/4	15/17	2/7	1/1

Nedney: (51G) (47N, 22G, 43G) (46N) (44G, 45G, 47N, 49G) (38G, 4G, 30G, 46G) (48N) (51N, 46G) (48N, 27G) (41G, 37G) (49G) (29G) (37G) (44N, 24G) (22G, 21G) (31G) ()
Opponents: (37G) (35G, 37N, 39G) (26G, 25G) () (40B, 23G) (48N, 42G, 27G) (38G) (31G, 33G, 30G) () (39G, 47N, 37G) () () (33G, 54G) (40N, 35G, 33N, 42N) (30G, 44G) (30G, 33G, 34G)

SACKS
 Kearse 10.0, Evans 5.5, Fisk 2.5, Carter 2.0, Rolle 2.0, Smith 2.0, Favors 1.5, Morris 1.5, Bulluck 1.0, Chamberlin 1.0, Ford 1.0, Godfrey 1.0, Robinson 1.0
Titans 32.0, Opponents 43.0

TACKLES (Solo-Assists-Total)
 Godfrey (79-32-111), Robinson (58-43-101) Phenix (63-24-87), Evans (53-24-77), Fisk (38-30-68), Kearse (39-25-64), Bulluck (35-29-64), Carter (39-22-61), Favors (34-27-61), A. Dyson (52-6-58), Rolle (52-4-56), Morris (34-12-46), Ford (24-20-44), Jenkins (12-3-15), Porter (26-5-31), Bishop (22-5-27), Mitchell (22-3-25), Salave'a (6-12-18), J. Walker (8-9-17), Smith (8-8-16), Chamberlin (12-3-15), Booker (6-2-8), Myers (2-2-4), Thomas (2-1-3), Green (1-0-1)
Team Totals: 751-352-1103

USUAL STARTING LINEUP	
OFFENSE	
WR	Derrick Mason (85)
TE/FB	Erron Kinney (88)
LT	Brad Hopkins (72)
LG	Zach Piller (69)
C	Bruce Matthews (74)
RG	Benji Olson (75)
RT	Fred Miller (71)
TE	Frank Wycheck (89)
WR	Kevin Dyson (87)
QB	Steve McNair (9)
RB	Eddie George (27)
DEFENSE	
LE	Kevin Carter (93)
LT	Josh Evans (91)
RT	Jason Fisk (97)
RE	Jevon Kearse (90)
LLB	Greg Favors (51)
MLB	Randall Godfrey (56)
RLB	Eddie Robinson (55)
LCB	Andre Dyson (22)
RCB	Samari Rolle (21)
SS	Aric Morris (28)
FS	Perry Phenix (35)
SPECIALISTS	
K	Joe Nedney (6)
P	Craig Hentrich (15)
Pro Bowl	
All-Pro	

GM: Floyd Reese; **Head Coach:** Jeff Fisher
Asst. Coaches: Mike Heimerdinger (off coord.), Jim Schwartz (def. coord.), George Henshaw (asst. head coach/off), Gunther Cunningham (asst. head coach defense/LB), Chuck Cecil (def. asst.), Craig Johnson (off asst.), Alan Lowry (ST), Mike Munchak (OL), Sherman Smith (RB), Steve Walters (WR), Jim Washburn (DL), Steve Watterson (strength & rehab.), Everett Withers (DB)

AMERICAN FOOTBALL CONFERENCE STANDINGS				
AFC EAST				
	W	L	T	Pct
New England	11	5	0	.688
* Miami	11	5	0	.688
* N.Y. Jets	10	6	0	.625
Indianapolis	6	10	0	.375
Buffalo	3	13	0	.188
AFC CENTRAL				
	W	L	T	Pct
Pittsburgh	13	3	0	.812
* Baltimore	10	6	0	.625
Cleveland	7	9	0	.438
Tennessee	7	9	0	.438
Jacksonville	6	10	0	.375
Cincinnati	6	10	0	.375
AFC WEST				
	W	L	T	Pct
Oakland	10	6	0	.625
Seattle	9	7	0	.562
Denver	8	8	0	.500
Kansas City	6	10	0	.375
San Diego	5	11	0	.312

NATIONAL FOOTBALL CONFERENCE STANDINGS				
NFC EAST				
	W	L	T	Pct
Philadelphia	11	5	0	.688
Washington	8	8	0	.500
N.Y. Giants	7	9	0	.438
Arizona	7	9	0	.438
Dallas	5	11	0	.312
NFC CENTRAL				
	W	L	T	Pct
Chicago	13	3	0	.812
* Green Bay	12	4	0	.750
* Tampa Bay	9	7	0	.562
Minnesota	5	11	0	.312
Detroit	2	14	0	.125
NFC WEST				
	W	L	T	Pct
St. Louis	14	2	0	.875
* San Francisco	12	4	0	.750
New Orleans	7	9	0	.438
Atlanta	7	9	0	.438
Carolina	1	15	0	.062

* Wild Card for Playoff

2000 SEASON (13-3 REGULAR SEASON, 0-1 PLAYOFFS) • 1ST PLACE AFC CENTRAL

DATE	OPPONENT	SCORE	W/L	ATT
Sep. 3	at Buffalo	13-16	L	77,492
Sep. 10	KANSAS CITY	17-14*	W	68,203
Sep. 17	BYE			
Sep. 24	at Pittsburgh	23-20	W	51,769
Oct. 1	NY GIANTS	28-14	W	68,341
Oct. 8	at Cincinnati	23-14	W	63,406
Oct. 16	JACKSONVILLE	27-13	W	68,498
Oct. 22	at Baltimore	14-6	W	69,200
Oct. 30	at Washington	27-21	W	83,472
Nov. 5	PITTSBURGH	9-7	W	68,498
Nov. 12	BALTIMORE	23-24	L	68,490
Nov. 19	CLEVELAND	24-10	W	68,498
Nov. 26	at Jacksonville	13-16	L	65,454
Dec. 3	at Philadelphia	15-13	W	65,639
Dec. 10	CINCINNATI	35-3	W	68,498
Dec. 17	at Cleveland	24-0	W	72,318
Dec. 25	DALLAS	31-0	W	68,498
Jan. 7	BALTIMORE	10-24	L	68,527

* Overtime

	TITANS	OPP
Total First Downs	299	215
Rushing	107	62
Passing	167	134
Penalty	25	19
3rd Down: Made/Att	97/228	68/221
3rd Down Pct.	42.5	30.8
4th Down: Made/Att	4/11	1/12
4th Down Pct.	36.4	8.3
Possession Avg.	33:48	26:12
Total Net Yards	5350	3814
Avg. Per Game	334.4	238.4
Total Plays	1036	908
Avg. Per Play	5.2	4.2
Net Yards Rushing	2085	1390
Avg. Per Game	130.3	86.9
Total Rushes	546	387
Net Yards Passing	3265	2424
Avg. Per Game	204.1	151.5
Sacked/Yards Lost	28/165	55/337
Gross Yards	3430	2761
Att./Comp.	462/286	466/242
Completion Pct.	61.9	51.9
Had Intercepted	16	17
Punts/Average	76/40.8	105/42.7
Net Punting Avg.	76/36.3	105/35.0
Penalties/Yards	107/870	97/778
Fumbles/Ball Lost	24/14	39/13
Touchdowns	38	20
Rushing	14	7
Passing	18	10
Returns	6	3

BY PERIODS	1	2	3	4	OT	PTS
Titans	65	111	75	92	3	346
Opponents	36	50	30	75	0	191

SCORING	TD	RU	PA	RT	PAT	FG	S	TP
Del Greco	0	0	0	0	37/38	27/33	0	118
George	16	14	2	0	0	0	0	96
Mason	6	0	5	1	0	0	0	36
Wycheck	4	0	4	0	0	0	0	24
Neal	2	0	2	0	0	0	0	12
Thigpen	2	0	2	0	0	0	0	12
Bulluck	1	0	0	1	0	0	0	6
K.Dyson	1	0	1	0	0	0	0	6
Ford	1	0	0	1	0	0	0	6
Godfrey	1	0	0	1	0	0	0	6
Kinney	1	0	1	0	0	0	0	6
Phenix	1	0	0	1	0	0	0	6
Rolle	1	0	0	1	0	0	0	6
Thomas	1	0	1	0	0	0	0	6
Hentrich	0	0	0	0	0/0	0/1	0	0
Titans	38	14	18	6	37/38	27/34	0	346
Opponents	20	7	10	3	20/20	17/22	0	191

2-point conversions: Titans 0-0, Opponents 0-0

RUSHING	No	Yds	Avg	Lg	TD
George	403	1509	3.7	35t	14
McNair	71	404	5.7	25	0
Thomas	61	175	2.9	20	0
Mason	1	1	1.0	1	0
Neal	1	-2	-2.0	-2	0
O'Donnell	9	-2	-2.2	4	0
Titans	546	2085	3.8	35t	14
Opponents	387	1390	3.6	80t	7

PASSING	Att	Cmp	Pct	Yards	Yds/Att	TD	Int	Lg	Sk/Yds	Rating
McNair	396	248	62.6	2847	7.19	15	13	56t	24/141	83.2
O'Donnell	64	36	56.3	530	8.28	2	3	67	3/23	74.3
Wycheck	2	2	100.0	53	26.50	1	0	30t	0/0	158.3
Titans	462	286	61.9	3430	7.42	18	16	67	28/165	83.2
Opponents	466	242	51.9	2761	5.92	10	17	48	55/337	62.0

RECEIVING	No	Yds	Avg	Lg	TD
Wycheck	70	636	9.1	26	4
Mason	63	895	14.2	34	5
George	50	453	9.1	24	2
Sanders	33	536	16.2	54	0
Kinney	19	197	10.4	19	1
Thigpen	15	289	19.3	56t	2
Pickens	10	242	24.2	67	0
Neal	9	31	3.4	8	2
Thomas	8	35	4.4	9t	1
Dyson	6	104	17.3	30t	1
Roan	3	12	4.0	6	0
Titans	286	3430	12.0	67	18
Opponents	242	2761	11.4	48	10

INTERCEPTIONS	No	Yds	Avg	Lg	TD
Rolle	7	140	20.0	81t	1
Sidney	3	19	6.3	19	0
Godfrey	2	25	12.5	24t	1
D. Walker	2	4	2.0	4	0
Phenix	1	87	87.0	87t	1
Bulluck	1	8	8.0	8t	1
Booker	1	2	2.0	2	0
Titans	17	285	16.8	87t	4
Opponents	16	236	14.8	42t	3

PUNTING	No	Yds	Avg	Net	TB	In	Lg	B
Hentrich	76	3101	40.8	36.3	9	33	67	0
Titans	76	3101	40.8	36.3	9	33	67	0
Opponents	105	4484	42.7	35.0	7	30	64	0

PUNT RETURNS	No	FC	Yds	Avg	Lg	TD
Mason	51	17	662	13.0	69t	1
Thigpen	1	1	9	9.0	9	0
D. Walker	1	0	0	0.0	0	0
Titans	53	18	671	12.7	69t	1
Opponents	28	21	160	5.7	20	0

KICKOFF RETURNS	No	Yds	Avg	Lg	TD
Mason	42	1132	27.0	66	0
Coleman	2	54	27.0	27	0
Leach	1	10	10.0	10	0
Neal	1	15	15.0	15	0
Thornton	1	16	16.0	16	0
Titans	47	1227	26.1	66	0
Opponents	76	1587	20.9	38	0

FIELD GOALS	1-19	20-29	30-39	40-49	50+
Del Greco	0/0	13/15	7/8	6/9	1/1
Hentrich	0/0	0/0	0/0	0/0	0/1
Titans	0/0	13/15	7/8	6/9	1/2
Opponents	0/0	5/5	6/8	6/7	0/2

Del Greco:(38G, 27G) (36G) (24G, 40G, 40G) (46N) (22G, 41G, 33N, 34G) (26G, 44N, 28G) () (46G, 21G) (21G, 24N, 31G, 29G) (23G, 43N) (22G) (30G, 38G, 28N) (26G, 42G, 22G, 44G, 50G) () (33G) (21G)
Hentrich: (60N) () () () () () () () () () () () () () () ()
Opponents: (51N, 42G, 41G, 33G) (36N) (32G, 32G, 50N) () (35B, 46N) (23G, 45G) (21G, 38G) () () (45G) (38G) (27G, 20G, 38G) (23G, 40G) (45G) () ()

SACKS

Kearse 11.5, Holmes 8.0, Favors 5.5, Robinson 4.0, Salave'a 4.0, Thornton 4.0, Embray 3.5, Godfrey 3.0, Bishop 2.5, Smith 2.5, Fisk 2.0, Ford 2.0, Rolle 1.5, Killens 1.0
Titans 55.0, Opponents 28.0

TACKLES (Solo-Assists-Total)

Godfrey (97-72-169), Bishop (76-29-105), Robertson (62-30-92), Robinson (59-32-91), Kearse (53-31-84), Fisk (41-35-76), Holmes (44-29-73), Favors (37-24-61), Thornton (27-28-55), Ford (28-19-47), Salave'a (22-21-43), Walker (40-3-43), Rolle (27-15-42), Phenix (20-5-25), Sidney (15-6-21), Bulluck (13-8-21), Booker (11-9-20), Embray (7-9-16), Myers (8-3-11), McCullough (6-2-8), Smith (4-2-6), Chamberlin (0-2-2), Killens (2-0-2), Morris (0-1-1)
Team Totals: 693-416-1109

USUAL STARTING LINEUP

OFFENSE

WR Derrick Mason (85)
LT Brad Hopkins (72)
LG Bruce Matthews (74)
 C Kevin Long (60)
 RG Benji Olson (75)
 RT Fred Miller (71)

TE Frank Wycheck (89)
 WR Chris Sanders (81)
QB Steve McNair (9)
RB Eddie George (27)
 FB Lorenzo Neal (41)

DEFENSE

LE Jevon Kearse (90)
 LT John Thornton (78)
 RT Jason Fisk (97)
 RE Kenny Holmes (99)
 LLB Greg Favors (51)
 MLB Randall Godfrey (56)
 RLB Eddie Robinson (55)
 LCB Denard Walker (25)
RCB Samari Rolle (21)
SS Blaine Bishop (23)
 FS Marcus Robertson (31)

SPECIALISTS

K Al Del Greco (3)
 P Craig Hentrich (15)

Pro Bowl

All-Pro

GM: Floyd Reese; **Head Coach:** Jeff Fisher
Asst. Coaches: Mike Heimerdinger (off coord.), Gregg Williams (def. coord.), George Henshaw (asst. head coach/off.), Jerry Gray (DB), Craig Johnson (off. asst.), Alan Lowry (ST), Mike Munchak (OL), Jim Schwartz (LB), Sherman Smith (RB), Ronnie Vinklarek (def. asst.), Steve Walters (WR), Jim Washburn (DL), Steve Watterson (strength & rehab.)

AMERICAN FOOTBALL CONFERENCE STANDINGS

AFC EAST	W	L	T	Pct
Miami	11	5	0	.688
* Indianapolis	10	6	0	.625
N.Y. Jets	9	7	0	.563
Buffalo	8	8	0	.500
New England	5	11	0	.313
AFC CENTRAL	W	L	T	Pct
Tennessee	13	3	0	.813
* Baltimore	12	4	0	.750
Pittsburgh	9	7	0	.563
Jacksonville	7	9	0	.438
Cincinnati	4	12	0	.250
Cleveland	3	13	0	.188
AFC WEST	W	L	T	Pct
Oakland	12	4	0	.750
* Denver	11	5	0	.688
Kansas City	7	9	0	.438
Seattle	6	10	0	.375
San Diego	1	15	0	.063

NATIONAL FOOTBALL CONFERENCE STANDINGS

NFC EAST	W	L	T	Pct
N.Y. Giants	12	4	0	.750
* Philadelphia	11	5	0	.688
Washington	8	8	0	.500
Dallas	5	11	0	.313
Arizona	3	13	0	.188
NFC CENTRAL	W	L	T	Pct
Minnesota	11	5	0	.688
* Tampa Bay	10	6	0	.625
Green Bay	9	7	0	.563
Detroit	9	7	0	.563
Chicago	5	11	0	.313
NFC WEST	W	L	T	Pct
New Orleans	10	6	0	.625
* St. Louis	10	6	0	.625
Carolina	7	9	0	.438
San Francisco	6	10	0	.375
Atlanta	4	12	0	.250

* Wild Card for Playoff

1999 SEASON (13-3 REGULAR SEASON, 3-1 PLAYOFFS) • 2ND PLACE AFC CENTRAL

DATE	OPPONENT	SCORE	W/L	ATT
Sep. 12	CINCINNATI	36-35	W	65,272
Sep. 19	CLEVELAND	26-9	W	65,904
Sep. 26	at Jacksonville	20-19	W	61,502
Oct. 3	at San Francisco	22-24	L	67,447
Oct. 10	BALTIMORE	14-11	W	65,486
Oct. 17	at New Orleans	24-21	W	51,875
Oct. 24	BYE			
Oct. 31	ST. LOUIS	24-21	W	66,415
Nov. 7	at Miami	0-17	L	74,109
Nov. 14	at Cincinnati	24-14	W	46,017
Nov. 21	PITTSBURGH	16-10	W	66,619
Nov. 28	at Cleveland	33-21	W	72,008
Dec. 5	at Baltimore	14-41	L	67,854
Dec. 9	OAKLAND	21-14	W	66,357
Dec. 19	ATLANTA	30-17	W	66,196
Dec. 26	JACKSONVILLE	41-14	W	66,641
Jan. 2	at Pittsburgh	47-36	W	48,025
Jan. 8	BUFFALO	22-16	W	66,782
Jan. 16	at Indianapolis	19-16	W	57,097
Jan. 23	at Jacksonville	33-14	W	75,206
Jan. 30	ST. LOUIS	16-23	L	72,625

* Overtime

	TITANS	OPP
Total First Downs	294	300
Rushing	109	81
Passing	167	193
Penalty	18	26
3rd Down: Made/Att	83/217	70/200
3rd Down Pct.	38.2	35.0
4th Down: Made/Att	7/12	4/14
4th Down Pct.	58.3	28.6
Possession Avg.	31:30	28:30
Total Net Yards	5296	5245
Avg. Per Game	331.0	327.8
Total Plays	1011	994
Avg. Per Play	5.2	5.3
Net Yards Rushing	1811	1550
Avg. Per Game	113.2	96.9
Total Rushes	459	383
Net Yards Passing	3485	3695
Avg. Per Game	217.8	230.9
Sacked/Yards Lost	25/137	54/305
Gross Yards	3622	4000
Att./Comp.	527/304	557/312
Completion Pct.	57.7	56.0
Had Intercepted	13	16
Punts/Average	90/42.5	80/42.9
Net Punting Avg.	90/38.1	80/37.2
Penalties/Yards	114/1069	128/1010
Fumbles/Ball Lost	17/9	39/24
Touchdowns	46	39
Rushing	19	8
Passing	23	26
Returns	4	5

BY PERIODS	1	2	3	4	OT	PTS
Titans	113	97	85	97	0	392
Opponents	44	93	103	84	0	324

SCORING	TD	RU	PA	RT	PAT	FG	S	TP
Del Greco	0	0	0	0	43/43	21/25	0	106
E. George	13	9	4	0	0	0	0	78
McNair	8	8	0	0	0	0	0	48
Dyson	4	0	4	0	0	0	0	24
Thigpen	4	0	4	0	0	0	0	24
Neal	3	1	2	0	0	0	0	18
Roan	3	0	3	0	0	0	0	18
Byrd	2	0	2	0	0	0	0	12
Wycheck	2	0	2	0	0	0	0	12
Harris	1	0	1	0	0	0	0	8
Kearse	1	0	0	1	0	0	0	6
Mason	1	0	0	1	0	0	0	6
Mitchell	1	0	0	1	0	0	0	6
Sanders	1	0	1	0	0	0	0	6
Thomas	1	1	0	0	0	0	0	6
Walker	1	0	0	1	0	0	0	6
Thornton	0	0	0	0	1	1	2	2
Titans	46	19	23	4	43/43	21/25	4	392
Opponents	39	8	26	5	33/33	15/22	2	324

2-point conversions: Harris, Titans 1-3, Opponents 4-6

RUSHING	No	Yds	Avg	Lg	TD
E. George	320	1304	4.1	40	9
McNair	72	337	4.7	38	8
Thomas	43	164	3.8	22	1
Dyson	1	3	3.0	3	0
Hentrich	2	1	0.5	1	0

PASSING	Att	Cmp	Pct	Yards	Yds/Att	TD	Int	Lg	Sk/Yds	Rating
McNair	331	187	56.5	2179	6.58	12	8	65t	16/74	78.6
O'Donnell	195	116	59.5	1382	7.09	10	5	54t	9/63	87.6
Wycheck	1	1	100.0	61	61.00	1	0	61t	0/0	158.3
Titans	527	304	57.7	3622	6.87	23	13	65t	25/137	83.1
Opponents	557	312	56.0	4000	7.18	26	16	78t	54/305	82.3

Neal	2	1	0.5	1t	1
O'Donnell	19	1	0.1	4	0
Titans	459	1811	3.9	40	19
Opponents	383	1550	4.0	72	8

RECEIVING	No	Yds	Avg	Lg	TD
Wycheck	69	641	9.3	35	2
Dyson	54	658	12.2	47t	4
E. George	47	458	9.7	54t	4
Thigpen	38	648	17.1	35	4
Harris	26	297	11.4	62t	1
Sanders	20	336	16.8	48t	1
Byrd	14	261	18.6	65t	2
Roan	9	93	10.3	24t	3
Thomas	9	72	8.0	26	0
Mason	8	89	11.1	31	0
Neal	7	27	3.9	8	2
Kent	3	42	14.0	25	0
Titans	304	3622	11.9	65t	23
Opponents	312	4000	12.8	78t	26

INTERCEPTIONS	No	Yds	Avg	Lg	TD
Rolle	4	65	16.3	30	0
Sidney	3	12	4.0	7	0
Holmes	2	17	8.5	19	0
Dorsett	1	43	43.0	43	0
Mitchell	1	42	42.0	42t	1
Bowden	1	29	29.0	29	0
Walker	1	27	27.0	27	0
Fisk	1	17	17.0	17	0
Robertson	1	3	3.0	3	0
Jackson	1	2	2.0	2	0
Titans	16	257	16.1	43	1
Opponents	13	227	17.5	47t	2

PUNTING	No	Yds	Avg	Net	TB	In	Lg	B
Hentrich	90	3824	42.5	38.1	3	35	78	0
Titans	90	3824	42.5	38.1	3	35	78	0
Opponents	80	3435	42.9	37.2	5	25	72	2

PUNT RETURNS	No	FC	Yds	Avg	Lg	TD
Mason	26	15	225	8.7	65t	1
Preston TM	8	2	59	7.4	12	0
Byrd	2	0	8	4.0	8	0
S. George	1	0	18	18.0	18	0
Rolle	1	0	23	23.0	23	0
Sidney	1	0	4	4.0	4	0
Thigpen	1	0	21	21.0	21	0
Titans	40	17	358	9.0	65t	1
Opponents	45	22	335	7.4	32	0

KICKOFF RETURNS	No	Yds	Avg	Lg	TD
Mason	41	805	19.6	41	0
Preston TM	5	119	23.8	29	0
S. George	4	63	15.8	22	0
Byrd	2	16	8.0	9	0
Kent	2	24	12.0	13	0
Neal	2	15	7.5	14	0
Titans	56	1042	18.6	41	0
Opponents	76	1596	21.0	99t	2

FIELD GOALS	1-19	20-29	30-39	40-49	50+
Del Greco	1/1	8/8	7/9	4/6	1/1
Titans	1/1	8/8	7/9	4/6	1/1
Opponents	0/0	4/4	4/7	6/9	1/2

Del Greco: (50G, 33G) (35G,44N) (44G, 48G) (21G, 22G,28G) () (42N,19G) (27G) (33N) (26G) () (27G,31G, 37N) (39G,33G) () (38G,27G,43N) (30G,20G) (42G)

Opponents: (33G,38G) (41G) (42G) (39G) (44G,46G,50G) (24G,42G) (54N,38N) (43N,46G) (32N) (44N,24G) () (21G,27G) (32N,45N) (32G) () ()

SACKS
Kearse 14.5, Robinson 6.0, Ford 5.5, Thornton 4.5, Fisk 4.0, Holmes 4.0, Bowden 3.5, Evans 3.5, Rolle 3.0, Bishop 2.5, Jones 1.0, Frederick 0.5, Jackson 0.5, Robertson 0.5, Wortham 0.5

Titans 54.0, Opponents 25.0

TACKLES (Solo-Assists-Total)
Bishop (80-33-113), Robinson (84-49-113), Robertson (64-28-92), Kearse (59-26-85), Bowden (54-27-81), Wortham (50-31-81), Fisk (41-39-80), Rolle (57-13-70), Walker (47-9-56), Evans (26-28-54), Ford (26-15-41), Phenix (32-7-39), Sidney (34-5-39), Holmes (20-18-38), Thornton (23-10-33), Killens (13-12-25), Jackson (18-4-22), Colman (12-9-21), Jones (12-7-19), Dorsett (10-1-11), Frederick (2-8-10), Salave'a (4-6-10), Mitchell (6-1-7), McCullough (3-0-3)

Team Totals: 760-383-1143

USUAL STARTING LINEUP

OFFENSE

WR Kevin Dyson (87)
LT Brad Hopkins (72)
LG Kevin Long (60)
RG Benji Olson (75)
RT Jon Runyan (69)
TE Frank Wycheck (89)
WR Yancey Thigpen (82)
QB Steve McNair (9)
RB Eddie George (27)
FB Lorenzo Neal (41)

DEFENSE

LE Jevon Kearse (90)
LT Josh Evans (91)
RT Jason Fisk (97)
RE Kenny Holmes (99)
LLB Eddie Robinson (55)
MLB Barron Wortham (82)
RLB Joe Bowden (58)
LCB Denard Walker (25)
RCB Samari Rolle (21)
SS Blaine Bishop (23)
FS Marcus Robertson (31)

SPECIALISTS

K Al Del Greco (3)
P Craig Hentrich (15)

Pro Bowl

All-Pro

GM: Floyd Reese; Head Coach: Jeff Fisher

Asst. Coaches: George Henshaw (asst. head coach/ run game), Les Steckel (off. coord.), Gregg Williams (def. coord.), Bart Andrus (QB), O'Neill Gilbert (LB), Jerry Gray (DB), Alan Lowry (ST), Mike Munchak (OL), Jim Schwartz (def. asst.), Sherman Smith (RB), Steve Walters (WR), Jim Washburn (DL), Steve Watterson (strength & rehab.)

AMERICAN FOOTBALL CONFERENCE STANDINGS

AFC EAST	W	L	T	Pct
Indianapolis	13	3	0	.813
* Buffalo	11	5	0	.688
* Miami	9	7	0	.563
N.Y. Jets	8	8	0	.500
New England	8	8	0	.500
AFC CENTRAL	W	L	T	Pct
Jacksonville	14	2	0	.875
* Tennessee	13	3	0	.813
Baltimore	8	8	0	.500
Pittsburgh	6	10	0	.375
Cincinnati	4	12	0	.250
Cleveland	2	14	0	.125
AFC WEST	W	L	T	Pct
Seattle	9	7	0	.563
Kansas City	9	7	0	.563
Oakland	8	8	0	.500
San Diego	8	8	0	.500
Denver	6	10	0	.375

NATIONAL FOOTBALL CONFERENCE STANDINGS

NFC EAST	W	L	T	Pct
Washington	10	6	0	.625
* Dallas	8	8	0	.500
N.Y. Giants	7	9	0	.438
Arizona	6	10	0	.375
Philadelphia	5	11	0	.313
NFC CENTRAL	W	L	T	Pct
Tampa Bay	11	5	0	.688
* Minnesota	10	6	0	.625
* Detroit	8	8	0	.500
Green Bay	8	8	0	.500
Chicago	6	10	0	.375
NFC WEST	W	L	T	Pct
St. Louis	13	3	0	.813
Carolina	8	8	0	.500
Atlanta	5	11	0	.313
San Francisco	4	12	0	.250
New Orleans	3	13	0	.188

* Wild Card for Playoff

ALL-TIME RESULTS

1998 (8-8)					
DATE	OPPONENT	SCORE	W/L	ATT	
Sep. 6	at Cincinnati	23-14	W	55,848	
Sep. 13	SAN DIEGO	7-13	L	41,089	
Sep. 20	at New England	16-27	L	59,973	
Sep. 27	JACKSONVILLE	22-27	L	34,656	
Oct. 4	BYE				
Oct. 11	at Baltimore	12-8	W	68,561	
Oct. 18	CINCINNATI	44-14	W	33,288	
Oct. 25	CHICAGO	20-23	L	40,089	
Nov. 1	at Pittsburgh	41-31	W	58,222	
Nov. 8	at Tampa Bay	31-22	W	65,054	
Nov. 15	PITTSBURGH	23-14	W	41,104	
Nov. 22	NY JETS	3-24	L	37,084	
Nov. 29	at Seattle	18-20	L	59,048	
Dec. 6	BALTIMORE	16-14	W	31,124	
Dec. 13	at Jacksonville	16-13	W	65,657	
Dec. 20	at Green Bay	22-30	L	59,888	
Dec. 26	MINNESOTA	16-26	L	41,121	

1997 (8-8)					
DATE	OPPONENT	SCORE	W/L	ATT	
Aug. 31	OAKLAND	24-21*	W	30,171	
Sep. 7	at Miami	13-16*	L	64,439	
Sep. 14	BYE				
Sep. 21	BALTIMORE	10-36	L	17,737	
Sep. 28	at Pittsburgh	24-37	L	57,507	
Oct. 5	at Seattle	13-16	L	49,897	
Oct. 12	CINCINNATI	30-7	W	17,071	
Oct. 19	WASHINGTON	28-14	W	31,042	
Oct. 26	at Arizona	41-14	W	44,030	
Nov. 2	JACKSONVILLE	24-30	L	27,208	
Nov. 9	NY GIANTS	10-6	W	26,744	
Nov. 16	at Jacksonville	9-17	L	70,070	
Nov. 23	BUFFALO	31-14	W	23,571	
Nov. 27	at Dallas	27-14	W	63,421	
Dec. 4	at Cincinnati	14-41	L	49,086	
Dec. 14	at Baltimore	19-21	L	60,558	
Dec. 21	PITTSBURGH	16-6	W	50,677	

1996 (8-8)					
DATE	OPPONENT	SCORE	W/L	ATT	
Sep. 1	KANSAS CITY	19-20	L	27,725	
Sep. 8	at Jacksonville	34-27	W	66,468	
Sep. 15	BALTIMORE	29-13	W	20,082	
Sep. 22	BYE				
Sep. 29	at Pittsburgh	16-30	L	58,608	
Oct. 6	at Cincinnati	30-27*	W	44,680	
Oct. 13	at Atlanta	23-13	W	35,401	
Oct. 20	PITTSBURGH	23-13	W	50,337	
Oct. 27	SAN FRANCISCO	9-10	L	53,664	
Nov. 3	at Seattle	16-23	L	36,320	
Nov. 10	at New Orleans	31-14	W	34,121	
Nov. 17	MIAMI	20-23	L	47,358	
Nov. 24	CAROLINA	6-31	L	20,107	
Dec. 1	at NY Jets	35-10	W	21,731	
Dec. 8	JACKSONVILLE	17-23	L	20,196	
Dec. 15	CINCINNATI	13-21	L	15,131	
Dec. 22	at Baltimore	24-21	W	52,704	

1995 (7-9)					
DATE	OPPONENT	SCORE	W/L	ATT	
Sep. 3	at Jacksonville	10-3	W	72,363	
Sep. 10	PITTSBURGH	17-34	L	44,122	
Sep. 17	CLEVELAND	7-14	L	36,077	
Sep. 24	at Cincinnati	38-28	W	46,332	
Oct. 1	JACKSONVILLE	16-17	L	36,346	
Oct. 8	at Minnesota	17-23*	L	56,430	
Oct. 15	BYE				
Oct. 22	at Chicago	32-35	L	63,545	
Oct. 29	TAMPA BAY	19-7	W	31,489	
Nov. 5	at Cleveland	37-10	W	57,881	
Nov. 12	CINCINNATI	25-32	L	32,998	
Nov. 19	at Kansas City	13-20	L	77,576	
Nov. 26	DENVER	42-33	W	36,113	
Dec. 3	at Pittsburgh	7-21	L	56,013	
Dec. 10	DETROIT	17-24	L	35,842	
Dec. 17	NY JETS	23-6	W	35,873	
Dec. 24	at Buffalo	28-17	W	45,253	

* Overtime

1994 (2-14)					
DATE	OPPONENT	SCORE	W/L	ATT	
Sep. 4	at Indianapolis	21-45	L	47,372	
Sep. 11	at Dallas	17-20	L	64,402	
Sep. 18	BUFFALO	7-15	L	55,424	
Sep. 25	CINCINNATI	20-13	W	44,253	
Oct. 3	at Pittsburgh	14-30	L	57,274	
Oct. 9	BYE				
Oct. 13	CLEVELAND	8-11	L	50-364	
Oct. 24	at Philadelphia	6-21	L	65,233	
Oct. 30	at L.A. Raiders	14-17	L	40,473	
Nov. 6	PITTSBURGH	9-12*	L	47,822	
Nov. 13	at Cincinnati	31-34	L	54,908	
Nov. 21	NY GIANTS	10-13	L	53,201	
Nov. 27	at Cleveland	10-34	L	65,088	
Dec. 4	ARIZONA	12-30	L	39,821	
Dec. 11	SEATTLE	14-16	L	31,453	
Dec. 18	at Kansas City	9-31	L	79,319	
Dec. 24	NY JETS	24-10	W	31,176	

* Overtime

1993 (12-4, AFC CENTRAL CHAMPIONS)					
DATE	OPPONENT	SCORE	W/L	ATT	
Sep. 5	at New Orleans	21-33	L	69,029	
Sep. 12	KANSAS CITY	30-0	W	59,780	
Sep. 19	at San Diego	17-18	L	58,519	
Sep. 26	L.A. RAMS	13-28	L	53,072	
Oct. 3	BYE				
Oct. 11	at Buffalo	7-35	L	79,613	
Oct. 17	at New England	28-14	W	51,037	
Oct. 24	CINCINNATI	28-12	W	50,039	
Oct. 31	BYE				
Nov. 7	SEATTLE	24-14	W	50,447	
Nov. 14	at Cincinnati	38-3	W	42,347	
Nov. 21	at Cleveland	27-20	W	71,668	
Nov. 28	PITTSBURGH	23-3	W	61,238	
Dec. 5	ATLANTA	33-17	W	58,186	
Dec. 12	CLEVELAND	19-17	W	58,720	
Dec. 19	at Pittsburgh	26-17	W	57,592	
Dec. 25	at San Francisco	10-7	W	61,744	
Jan. 2	NY JETS	24-0	W	61,040	
Jan. 16	KANSAS CITY	20-28	L	64,011	

1992 (10-6, AFC WILD CARD)					
DATE	OPPONENT	SCORE	W/L	ATT	
Sep. 6	PITTSBURGH	24-29	L	63,713	
Sep. 13	at Indianapolis	20-10	W	44,851	
Sep. 20	KANSAS CITY	23-20*	W	60,955	
Sep. 27	SAN DIEGO	27-0	W	57,491	
Oct. 4	BYE				
Oct. 11	at Cincinnati	38-24	W	54,254	
Oct. 18	at Denver	21-27	L	74,827	
Oct. 25	CINCINNATI	26-10	W	58,701	
Nov. 1	at Pittsburgh	20-21	L	58,074	
Nov. 8	CLEVELAND	14-24	L	57,348	
Nov. 15	at Minnesota	17-13	W	56,726	
Nov. 22	at Miami	16-19	L	63,597	
Nov. 26	at Detroit	24-21	W	73,711	
Dec. 7	CHICAGO	24-7	W	62,193	
Dec. 13	GREEN BAY	14-16	L	57,285	
Dec. 20	at Cleveland	17-14	W	59,898	
Dec. 27	BUFFALO	27-3	W	61,742	
Jan. 3	at Buffalo	38-41*	L	75,141	

* Overtime

1991 (11-5, AFC CENTRAL CHAMPIONS)					
DATE	OPPONENT	SCORE	W/L	ATT	
Sep. 1	L.A. RAIDERS	47-17	W	61,367	
Sep. 8	at Cincinnati	30-7	W	56,463	
Sep. 16	KANSAS CITY	17-7	W	61,058	
Sep. 22	at New England	20-24	L	30,702	
Sep. 29	BYE				
Oct. 6	DENVER	42-14	W	59,145	
Oct. 13	at NY Jets	23-20	W	70,758	
Oct. 20	at Miami	17-13	W	60,705	
Oct. 27	CINCINNATI	25-3	W	58,634	
Nov. 3	at Washington	13-16*	L	55,096	
Nov. 10	DALLAS	26-23*	W	63,001	
Nov. 17	CLEVELAND	28-24	W	58,155	
Nov. 24	at Pittsburgh	14-26	L	45,795	
Dec. 2	PHILADELPHIA	6-13	L	62,141	
Dec. 8	PITTSBURGH	31-6	W	59,225	
Dec. 15	at Cleveland	17-14	W	55,680	
Dec. 21	at NY Giants	20-24	L	63,421	
Dec. 29	NY JETS	17-10	W	61,485	
Jan. 4	at Denver	24-26	L	75,301	

* Overtime

1990 (9-7, AFC CENTRAL CHAMPIONS)					
DATE	OPPONENT	SCORE	W/L	ATT	
Sep. 9	at Atlanta	27-47	L	56,222	
Sep. 16	at Pittsburgh	9-20	L	54,814	
Sep. 23	INDIANAPOLIS	24-10	W	50,093	
Sep. 30	at San Diego	17-7	W	48,762	
Oct. 7	SAN FRANCISCO	21-24	L	59,931	
Oct. 14	CINCINNATI	48-17	W	53,501	
Oct. 21	NEW ORLEANS	23-10	W	57,908	
Oct. 28	NY JETS	12-17	L	56,337	
Nov. 4	at L.A. Rams	13-17	L	52,628	
Nov. 11	BYE				
Nov. 18	at Cleveland	35-23	W	76,726	
Nov. 26	BUFFALO	27-24	W	60,130	
Dec. 2	at Seattle	10-13*	L	57,592	
Dec. 9	CLEVELAND	58-14	W	54,469	
Dec. 16	at Kansas City	27-10	W	61,756	
Dec. 23	at Cincinnati	20-40	L	60,044	
Dec. 30	PITTSBURGH	34-14	W	56,906	
Jan. 6	at Cincinnati	14-41	L	60,012	

* Overtime

1989 (9-7, AFC WILD CARD)					
DATE	OPPONENT	SCORE	W/L	ATT	
Sep. 10	at Minnesota	7-38	L	54,015	
Sep. 17	at San Diego	34-27	W	42,013	
Sep. 24	BUFFALO	41-47*	L	57,278	
Oct. 1	MIAMI	39-7	W	53,326	
Oct. 8	at New England	13-23	L	59,828	
Oct. 15	at Chicago	33-28	W	64,383	
Oct. 22	PITTSBURGH	27-0	W	59,091	
Oct. 29	at Cleveland	17-28	L	78,765	
Nov. 5	DETROIT	35-31	W	48,056	
Nov. 13	CINCINNATI	26-24	W	60,694	
Nov. 19	L.A. RAIDERS	23-7	W	59,198	
Nov. 26	at Kansas City	0-34	L	51,342	
Dec. 3	at Pittsburgh	23-16	W	40,541	
Dec. 10	TAMPA BAY	20-17	W	54,532	
Dec. 17	at Cincinnati	7-61	L	47,510	
Dec. 23	CLEVELAND	20-24	L	58,852	
Dec. 31	PITTSBURGH	23-26*	L	58,306	

* Overtime

1988 (10-6, AFC WILD CARD)					
DATE	OPPONENT	SCORE	W/L	ATT	
Sep. 4	at Indianapolis	17-14*	W	57,251	
Sep. 11	L.A. RAIDERS	38-35	W	46,050	
Sep. 18	at NY Jets	3-45	L	64,683	
Sep. 25	NEW ENGLAND	31-6	W	38,646	
Oct. 2	at Philadelphia	23-32	L	64,692	
Oct. 9	KANSAS CITY	7-6	W	39,134	
Oct. 16	at Pittsburgh	34-14	W	52,229	
Oct. 23	at Cincinnati	21-44	L	54,659	
Oct. 30	WASHINGTON	41-17	W	48,781	
Nov. 7	CLEVELAND	24-17	W	51,467	
Nov. 13	at Seattle	24-27	L	60,446	
Nov. 20	PHOENIX	38-20	W	43,843	
Nov. 24	at Dallas	25-17	W	50,845	
Dec. 4	PITTSBURGH	34-37	L	47,791	
Dec. 11	CINCINNATI	41-6	W	50,269	
Dec. 18	at Cleveland	23-28	L	74,610	
Dec. 24	at Cleveland	24-23	W	74,977	
Jan. 1	at Buffalo	10-17	L	79,532	

* Overtime

1987 (9-6, AFC WILD CARD)					
DATE	OPPONENT	SCORE	W/L	ATT	
Sep. 13	L.A. RAMS	20-16	W	33,186	
Sep. 20	at Buffalo	30-34	L	56,534	
Sep. 27	L.A. RAIDERS	<i>Canceled due to players' strike</i>			
+Oct. 4	at Denver	40-10	W	38,494	
+Oct. 11	at Cleveland	15-10	W	38,927	
+Oct. 18	NEW ENGLAND	7-21	L	26,294	
Oct. 25	ATLANTA	37-33	W	29,062	</

ALL-TIME RESULTS

Table with columns: DATE, OPPONENT, SCORE, W/L, ATT. Section: 1986 (5-11). Rows include games against Green Bay, Cleveland, Kansas City, Pittsburgh, Detroit, Chicago, Cincinnati, Raiders, Miami, Cincinnati, Pittsburgh, Indianapolis, Cleveland, San Diego, Minnesota, Buffalo.

Table with columns: DATE, OPPONENT, SCORE, W/L, ATT. Section: 1985 (5-11). Rows include games against Miami, Washington, Pittsburgh, Dallas, Denver, Cleveland, Cincinnati, St. Louis, Kansas City, Buffalo, Pittsburgh, San Diego, Cincinnati, NY Giants, Cleveland, Indianapolis.

Table with columns: DATE, OPPONENT, SCORE, W/L, ATT. Section: 1984 (3-13). Rows include games against Raiders, Indianapolis, San Diego, Atlanta, New Orleans, Cincinnati, Miami, San Francisco, Cincinnati, Pittsburgh, Kansas City, NY Jets, Cleveland, Pittsburgh, L.A. Rams, Cleveland.

Table with columns: DATE, OPPONENT, SCORE, W/L, ATT. Section: 1983 (2-14). Rows include games against Green Bay, Raiders, Pittsburgh, Buffalo, Pittsburgh, Denver, Minnesota, Kansas City, Cleveland, Cincinnati, Detroit, Cincinnati, Tampa Bay, Miami, Cleveland, Baltimore.

Table with columns: DATE, OPPONENT, SCORE, W/L, ATT. Section: 1982 (1-8). Rows include games against Cincinnati, Seattle, Pittsburgh, New England, NY Giants, Dallas, Philadelphia, Cleveland, Cincinnati.

Note: strike-shortened season

Table with columns: DATE, OPPONENT, SCORE, W/L, ATT. Section: 1981 (7-9). Rows include games against L.A. Rams, Cleveland, Miami, NY Jets, Cincinnati, Seattle, New England, Pittsburgh, Cincinnati, Oakland, Kansas City, New Orleans, Atlanta, Cleveland, San Francisco, Pittsburgh.

Table with columns: DATE, OPPONENT, SCORE, W/L, ATT. Section: 1980 (11-5, AFC CENTRAL CHAMPIONS). Rows include games against Pittsburgh, Cleveland, Baltimore, Cincinnati, Seattle, Kansas City, Tampa Bay, Cincinnati, Denver, New England, Chicago, NY Jets, Cleveland, Pittsburgh, Green Bay, Minnesota, Oakland.

Table with columns: DATE, OPPONENT, SCORE, W/L, ATT. Section: 1979 (11-5, AFC WILD CARD). Rows include games against Washington, Pittsburgh, Kansas City, Cincinnati, Cleveland, St. Louis, Baltimore, Seattle, NY Jets, Miami, Oakland, Cincinnati, Dallas, Cleveland, Pittsburgh, Philadelphia, Denver, San Diego, Pittsburgh.

Table with columns: DATE, OPPONENT, SCORE, W/L, ATT. Section: 1978 (10-6, AFC WILD CARD). Rows include games against Atlanta, Kansas City, San Francisco, Los Angeles, Cleveland, Oakland, Buffalo, Pittsburgh, Cincinnati, Cleveland, New England, Miami, Cincinnati, Pittsburgh, New Orleans, San Diego, Miami, New England, Pittsburgh.

Table with columns: DATE, OPPONENT, SCORE, W/L, ATT. Section: 1977 (8-6). Rows include games against NY Jets, Green Bay, Miami, Pittsburgh, Cleveland, Cincinnati, Oakland, Kansas City, Denver, Cleveland, Cincinnati.

Table with columns: DATE, OPPONENT, SCORE, W/L, ATT. Section: 1976 (5-9). Rows include games against Tampa Bay, Buffalo, Oakland, New Orleans, Denver, San Diego, Cincinnati, Baltimore, Cleveland, Cincinnati, Pittsburgh, Atlanta, Cleveland, Pittsburgh.

Table with columns: DATE, OPPONENT, SCORE, W/L, ATT. Section: 1975 (10-4). Rows include games against New England, San Diego, Cincinnati, Cleveland, Washington, Detroit, Kansas City, Pittsburgh, Miami, Pittsburgh, Cincinnati, San Francisco, Oakland, Cleveland.

Table with columns: DATE, OPPONENT, SCORE, W/L, ATT. Section: 1974 (7-7). Rows include games against San Diego, Cleveland, Kansas City, Pittsburgh, Minnesota, St. Louis, Cincinnati, NY Jets, Buffalo, Cincinnati, Dallas, Pittsburgh, Denver, Cleveland.

Table with columns: DATE, OPPONENT, SCORE, W/L, ATT. Section: 1973 (1-13). Rows include games against NY Giants, Cincinnati, Pittsburgh, LA Rams, Denver, Cleveland, Chicago, Baltimore, Cleveland, Kansas City, New England, Oakland, Pittsburgh, Cincinnati.

ALL-TIME RESULTS

1972 (1-13)				
DATE	OPPONENT	SCORE	W/L	ATT
Sep. 17	at Denver	17-30	L	51,656
Sep. 24	at Miami	13-34	L	77,821
Oct. 1	NY JETS	26-20	W	51,423
Oct. 9	OAKLAND	0-34	L	51,378
Oct. 15	at Pittsburgh	7-24	L	42,929
Oct. 22	CLEVELAND	17-23	L	38,113
Oct. 29	at Cincinnati	7-30	L	59,409
Nov. 5	at Cleveland	0-20	L	61,985
Nov. 12	PHILADELPHIA	17-18	L	34,175
Nov. 19	GREEN BAY	10-23	L	41,752
Nov. 26	at San Diego	20-34	L	46,289
Dec. 3	at Atlanta	10-20	L	58,850
Dec. 10	PITTSBURGH	3-9	L	36,528
Dec. 17	CINCINNATI	17-61	L	32,482

1971 (4-9-1)				
DATE	OPPONENT	SCORE	W/L	ATT
Sep. 19	at Cleveland	0-31	L	73,387
Sep. 26	KANSAS CITY	16-20	L	46,498
Oct. 3	NEW ORLEANS	13-13	T	47,966
Oct. 10	at Washington	13-22	L	55,041
Oct. 17	DETROIT	7-31	L	45,885
Oct. 24	at Pittsburgh	16-23	L	45,872
Oct. 31	CINCINNATI	10-6	W	37,947
Nov. 7	at New England	20-28	L	53,155
Nov. 14	at Oakland	21-41	L	54,705
Nov. 21	at Cincinnati	13-28	L	59,390
Nov. 28	CLEVELAND	24-37	L	37,921
Dec. 5	PITTSBURGH	29-3	W	37,778
Dec. 12	at Buffalo	20-14	W	28,107
Dec. 19	SAN DIEGO	49-33	W	35,959

1970 (3-10-1)				
DATE	OPPONENT	SCORE	W/L	ATT
Sep. 20	at Pittsburgh	19-7	W	45,538
Sep. 27	MIAMI	10-20	L	39,840
Oct. 4	at Cincinnati	20-13	W	55,094
Oct. 11	BALTIMORE	20-24	L	48,050
Oct. 18	PITTSBURGH	3-7	L	42,799
Oct. 25	at San Diego	31-31	T	41,427
Nov. 1	at St. Louis	0-44	L	47,911
Nov. 8	at Kansas City	9-24	L	49,810
Nov. 15	SAN FRANCISCO	20-30	L	43,040
Nov. 22	at Cleveland	14-28	L	74,723
Nov. 29	DENVER	31-21	W	35,733
Dec. 7	CLEVELAND	10-21	L	50,582
Dec. 13	CINCINNATI	20-30	L	34,435
Dec. 20	at Dallas	10-52	L	50,504

1969 (6-6-2, AFL WILD CARD)				
DATE	OPPONENT	SCORE	W/L	ATT
Sep. 14	at Oakland	17-21	L	49,361
Sep. 21	at Buffalo	17-3	W	40,146
Sep. 28	MIAMI	22-10	W	41,086
Oct. 5	BUFFALO	28-14	W	46,485
Oct. 12	at Kansas City	0-24	L	45,805
Oct. 19	at New York	17-26	L	63,841
Oct. 26	DENVER	24-21	W	45,348
Nov. 2	at Boston	0-24	L	19,006
Nov. 9	CINCINNATI	31-31	T	45,298
Nov. 16	at Denver	20-20	T	45,002
Nov. 23	at Miami	32-7	W	27,218
Nov. 27	SAN DIEGO	17-21	L	40,065
Dec. 6	NEW YORK	26-34	L	51,923
Dec. 14	BOSTON	27-23	W	39,215
Dec. 21	at Oakland	7-56	L	53,539

1968 (7-7)				
DATE	OPPONENT	SCORE	W/L	ATT
Sep. 9	KANSAS CITY	21-26	L	45,083
Sep. 14	at Miami	24-10	W	40,067
Sep. 21	at San Diego	14-30	L	46,217
Sep. 29	OAKLAND	15-24	L	46,098
Oct. 6	MIAMI	7-24	L	36,109
Oct. 13	at Boston	16-0	W	32,502
Oct. 20	NEW YORK	14-20	L	51,710
Oct. 27	at Buffalo	30-7	W	34,339
Nov. 3	at Cincinnati	27-17	W	24,012
Nov. 10	at New York	7-26	L	60,242
Nov. 17	DENVER	38-17	W	36,075
Nov. 28	at Kansas City	10-24	L	48,493
Dec. 7	BUFFALO	35-6	W	34,110
Dec. 15	BOSTON	45-17	W	34,198

1967 (9-4-1, AFL EAST CHAMPIONS)				
DATE	OPPONENT	SCORE	W/L	ATT
Sep. 9	KANSAS CITY	20-25	L	28,003
Sep. 17	at Buffalo	20-3	W	41,384
Sep. 24	at San Diego	3-13	L	36,032
Oct. 1	DENVER	10-6	W	21,798
Oct. 15	at New York	28-28	T	62,729
Oct. 22	at Kansas City	24-19	W	46,365
Oct. 29	BUFFALO	10-3	W	30,060
Nov. 5	at Boston	7-18	L	19,422
Nov. 12	at Denver	20-18	W	30,392
Nov. 26	BOSTON	27-6	W	28,044
Dec. 3	MIAMI	17-14	W	20,979
Dec. 10	OAKLAND	7-19	L	36,375
Dec. 16	SAN DIEGO	24-17	W	19,870
Dec. 23	at Miami	41-10	W	25,982
Dec. 31	at Oakland	7-40	L	53,330

1966 (3-11)				
DATE	OPPONENT	SCORE	W/L	ATT
Sep. 3	DENVER	45-7	W	30,156
Sep. 10	OAKLAND	31-0	W	31,763
Sep. 18	at New York	13-52	L	54,681
Sep. 25	at Buffalo	20-27	L	42,526
Oct. 2	at Denver	38-40	L	27,203
Oct. 16	NEW YORK	24-0	W	30,823
Oct. 23	MIAMI	13-20	L	23,173
Oct. 30	at Kansas City	23-48	L	31,676
Nov. 6	at Oakland	23-38	L	34,102
Nov. 13	at Boston	21-27	L	23,426
Nov. 20	BUFFALO	20-42	L	27,312
Dec. 4	SAN DIEGO	22-28	L	17,569
Dec. 11	BOSTON	14-38	L	17,100
Dec. 18	at Miami	28-29	L	20,045

1965 (4-10)				
DATE	OPPONENT	SCORE	W/L	ATT
Sep. 12	NEW YORK	27-21	W	52,680
Sep. 19	BOSTON	31-10	W	32,445
Sep. 26	at Oakland	17-21	L	18,166
Oct. 3	at San Diego	14-31	L	28,190
Oct. 17	at Denver	17-28	L	32,492
Oct. 24	KANSAS CITY	38-36	W	34,670
Oct. 31	at Buffalo	19-17	W	44,267
Nov. 7	OAKLAND	21-33	L	35,729
Nov. 14	DENVER	21-31	L	28,126
Nov. 21	at New York	14-41	L	55,312
Nov. 28	at Kansas City	21-52	L	16,459
Dec. 5	BUFFALO	18-29	L	23,087
Dec. 12	SAN DIEGO	26-37	L	24,120
Dec. 18	at Boston	14-42	L	14,508

1964 (4-10)				
DATE	OPPONENT	SCORE	W/L	ATT
Sep. 12	at San Diego	21-27	L	22,632
Sep. 19	OAKLAND	42-28	W	26,482
Sep. 27	at Denver	38-17	W	22,651
Oct. 4	at Kansas City	7-28	L	22,727
Oct. 11	BUFFALO	17-48	L	26,218
Oct. 17	at New York	21-24	L	32,840
Oct. 25	SAN DIEGO	17-20	L	21,671
Nov. 1	at Buffalo	10-24	L	40,119
Nov. 6	at Boston	24-25	L	28,161
Nov. 15	at Oakland	10-20	L	16,375
Nov. 22	KANSAS CITY	19-28	L	17,782
Nov. 29	BOSTON	17-34	L	17,560
Dec. 13	NEW YORK	33-17	W	16,225
Dec. 20	DENVER	34-15	W	15,839

1963 (6-8)				
DATE	OPPONENT	SCORE	W/L	ATT
Sep. 7	OAKLAND	13-24	L	24,749
Sep. 14	DENVER	20-14	W	22,855
Sep. 22	at New York	17-24	L	9,336
Sep. 28	at Buffalo	31-20	W	32,340
Oct. 6	at Kansas City	7-28	L	27,801
Oct. 13	at Denver	33-24	W	24,087
Oct. 20	BUFFALO	28-14	W	23,948
Oct. 27	KANSAS CITY	28-7	W	26,331
Nov. 1	at Boston	3-45	L	31,185
Nov. 10	NEW YORK	31-27	W	23,615
Dec. 1	at San Diego	0-27	L	31,713
Dec. 8	BOSTON	28-46	L	23,462
Dec. 15	SAN DIEGO	14-20	L	18,540
Dec. 22	at Oakland	49-52	L	17,401

1962 (11-3, AFL EAST CHAMPIONS)				
DATE	OPPONENT	SCORE	W/L	ATT
Sep. 9	at Buffalo	28-23	W	31,236
Sep. 16	at Boston	21-34	L	32,276
Sep. 23	at San Diego	42-17	W	28,061
Oct. 7	BUFFALO	17-14	W	26,350
Oct. 14	NEW YORK	56-17	W	20,650
Oct. 21	at Denver	10-20	L	34,496
Oct. 28	DALLAS	7-31	L	31,750
Nov. 4	at Dallas	14-6	W	29,017
Nov. 11	at Oakland	28-20	W	11,000
Nov. 18	BOSTON	21-17	W	35,250
Nov. 25	SAN DIEGO	33-27	W	28,235
Dec. 2	DENVER	34-17	W	30,650
Dec. 9	OAKLAND	32-17	W	27,400
Dec. 15	at New York	44-10	W	8,167
Dec. 23	DALLAS	17-20*	L	37,981

* Overtime

1961 (10-3-1, AFL EAST CHAMPIONS)				
DATE	OPPONENT	SCORE	W/L	ATT
Sep. 9	OAKLAND	55-0	W	16,231
Sep. 24	at San Diego	24-34	L	29,210
Oct. 1	at Dallas	21-26	L	28,000
Oct. 8	BUFFALO	12-22	L	22,761
Oct. 13	at Boston	31-31	T	15,070
Oct. 22	DALLAS	38-7	W	21,237
Oct. 29	at Buffalo	28-16	W	23,228
Nov. 5	at Denver	55-14	W	11,564
Nov. 12	BOSTON	27-15	W	35,649
Nov. 19	NEW YORK	49-13	W	33,428
Nov. 26	DENVER	45-14	W	27,864
Dec. 3	SAN DIEGO	33-13	W	37,845
Dec. 10	at New York	48-21	W	9,462
Dec. 17	at Oakland	47-16	W	4,821
Dec. 24	at San Diego	10-3	W	29,556

1960 (10-4, AFL EAST CHAMPIONS)				
DATE	OPPONENT	SCORE	W/L	ATT
Sep. 11	at Oakland	37-22	W	12,703
Sep. 18	LOS ANGELES	38-28	W	20,156
Sep. 25	OAKLAND	13-14	L	16,421
Oct. 9	NEW YORK	27-21	W	16,151
Oct. 16	DALLAS	20-10	W	19,026
Oct. 23	at New York	42-28	W	21,000
Oct. 30	at Buffalo	24-25	L	23,001
Nov. 6	at Denver	45-25	W	14,489
Nov. 13	at Los Angeles	21-24	L	21,805
Nov. 20	DENVER	20-10	W	20,778
Nov. 25	at Boston	24-10	W	27,123
Dec. 4	at Dallas	0-24	L	20,000
Dec. 11	BUFFALO	31-23	W	25,247
Dec. 18	BOSTON	37-21	W	22,352
Jan. 1	LOS ANGELES	24-16	W	32,183

TITANS vs. THE NFL

All-time regular season and playoff records versus 31 current NFL opponents

OPPONENT	FIRST MEETING	REGULAR SEASON			POSTSEASON			COMBINED			STREAK	LAST TIME
		HOME	AWAY	TOTAL	HOME	AWAY	TOTAL	HOME	AWAY	TOTAL		
Arizona Cardinals	1970	2-4-0	2-2-0	4-6-0	0-0	0-0	0-0	2-4-0	2-2-0	4-6-0	L1	12/15/13 at Ten, L 34-37 (OT)
Atlanta Falcons	1972	5-2-0	2-5-0	7-7-0	0-0	0-0	0-0	5-2-0	2-5-0	7-7-0	L2	10/25/15 at Ten, L 7-10
Baltimore Ravens	1996	5-4-0	4-5-0	9-9-0	0-2	1-0	1-2	5-6-0	5-5-0	10-11-0	L1	11/9/14 at Bal, L 7-21
Buffalo Bills	1960	13-7-0	14-8-0	27-15-0	1-0	0-2	1-2	14-7-0	14-10-0	28-17-0	L1	10/11/15 at Ten, L 13-14
Carolina Panthers	1996	1-2-0	2-0-0	3-2-0	0-0	0-0	0-0	1-2-0	2-0-0	3-2-0	L1	11/15/15 at Ten, L 10-27
Chicago Bears	1973	2-4-0	4-2-0	6-6-0	0-0	0-0	0-0	2-4-0	4-2-0	6-6-0	W1	11/27/16 at Chi, W 27-21
Cincinnati Bengals	1968	22-13-1	17-20-0	39-33-1	0-0	0-1	0-1	22-13-1	17-21-0	39-34-1	L2	9/21/14 at Cin, L 7-33
Cleveland Browns	1970	14-19-0	15-16-0	29-35-0	0-0	1-0	1-0	14-19-0	16-16-0	30-35-0	W1	10/16/16 at Ten, W 28-26
Dallas Cowboys	1970	2-5-0	4-3-0	6-8-0	0-0	0-0	0-0	2-5-0	4-3-0	6-8-0	L1	9/14/14 at Ten, L 10-26
Denver Broncos	1960	15-6-0	7-9-1	22-15-1	1-0	0-2	1-2	16-6-0	7-11-1	23-17-1	W1	12/11/16 at Ten, W 13-10
Detroit Lions	1971	5-2-0	4-1-0	9-3-0	0-0	0-0	0-0	5-2-0	4-1-0	9-3-0	W5	9/18/16 at Det, W 16-15
Green Bay Packers	1972	3-3-0	4-2-0	7-5-0	0-0	0-0	0-0	3-3-0	4-2-0	7-5-0	W1	11/13/16 at Ten, W 47-25
Houston Texans	2002	9-6-0	7-8-0	16-14-0	0-0	0-0	0-0	9-6-0	7-8-0	16-14-0	W1	1/1/17 at Ten, W 24-17
Indianapolis Colts	1970	7-13-0	6-18-0	13-31-0	0-0	1-0	1-0	7-13-0	7-18-0	14-31-0	L11	11/20/16 at Ind, L 17-24
Jacksonville Jaguars	1995	13-9-0	12-11-0	25-20-0	0-0	1-0	1-0	13-9-0	13-11-0	26-20-0	W1	9/17/17 at Jax, W 37-16
Kansas City Chiefs	1960	12-10-0	10-17-0	22-27-0	0-2	0-0	0-2	12-12-0	10-17-0	22-29-0	W2	12/18/16 at KC, W 19-17
Los Angeles Rams	1973	3-3-0	2-3-0	5-6-0	0-0	0-0	0-1*	3-3-0	2-3-0	5-7-0*	W2	11/3/13 at StL, W 28-21
Miami Dolphins	1966	8-8-0	8-11-0	16-19-0	0-0	1-0	1-0	8-8-0	9-11-0	17-19-0	W1	10/9/16 at Mia, W 30-17
Minnesota Vikings	1974	3-2-0	1-7-0	4-9-0	0-0	0-0	0-0	3-2-0	1-7-0	4-9-0	L2	9/11/16 at Ten, L 16-25
New England Patriots	1960	10-7-0	5-16-1	15-23-1	0-0	1-1	1-1	10-7-0	6-17-1	16-24-1	L6	12/20/15 at NE, L 16-33
New Orleans Saints	1971	2-3-1	6-2-0	8-5-1	0-0	0-0	0-0	2-3-1	6-2-0	8-5-1	W1	11/8/15 at NO, W 34-28 (OT)
New York Giants	1973	3-3-0	2-3-0	5-6-0	0-0	0-0	0-0	3-3-0	2-3-0	5-6-0	L1	12/7/14 at Ten, L 7-36
New York Jets	1960	17-6-0	6-13-1	23-19-1	1-0	0-0	1-0	18-7-0	6-12-1	24-19-1	L2	12/13/15 at NYJ, L 8-30
Oakland Raiders	1960	15-14-0	5-12-0	20-26-0	0-0	0-4	0-4	15-14-0	5-16-0	20-30-0	L3	9/10/17 at Ten, L 16-26
Philadelphia Eagles	1972	2-3-0	2-4-0	4-7-0	0-0	0-0	0-0	2-3-0	2-4-0	4-7-0	L1	11/23/14 at Phi, L 24-43
Pittsburgh Steelers	1970	19-18-0	12-24-0	31-42-0	1-1	0-2	1-3	20-19-0	12-26-0	32-45-0	L1	11/17/14 at Ten, L 24-27
San Diego Chargers	1960	11-9-0	3-17-1	14-26-1	1-0	2-1	3-1	12-9-0	5-18-1	17-27-1	L1	11/6/16 at SD, L 35-43
San Francisco 49ers	1970	2-5-0	3-3-0	5-8-0	0-0	0-0	0-0	2-5-0	3-3-0	5-8-0	L1	10/20/13 at Ten, L 17-31
Seattle Seahawks	1977	4-3-0	2-7-0	6-10-0	1-0	0-0	1-0	5-3-0	2-7-0	7-10-0	W1	9/24/17 at Ten, W 33-27
Tampa Bay Buccaneers	1976	7-0-0	2-2-0	9-2-0	0-0	0-0	0-0	7-0-0	2-2-0	9-2-0	W2	9/13/15 at TB, W 42-14
Washington Redskins	1971	3-2-0	3-4-0	6-6-0	0-0	0-0	0-0	3-2-0	3-4-0	6-6-0	L2	10/19/14 at Was, L 17-19

* Series vs. Los Angeles includes Super Bowl XXXIV loss in Atlanta, Ga.

Notes: The Cardinals were previously the Phoenix Cardinals (1988-93), St. Louis Cardinals (1960-87) and Chicago Cardinals (1920-59). The Bears were previously the Decatur Staleys (1920) and Chicago Staleys (1921). The Browns did not play from 1996-98 and rejoined league as expansion team in 1999. The Colts were previously the Baltimore Colts (1953-83). The Chiefs were previously the Dallas Texans (1960-62). The Patriots were previously the Boston Patriots (1960-70). The Jets were previously the New York Titans (1960-62). The Raiders (Oakland Raiders from 1960-81 and 1995-present) were previously the Los Angeles Raiders (1982-94). The Rams were previously the Cleveland Rams (1937-42, 1944-45) and the St. Louis Rams (1995-2015).

TEAM-BY-TEAM RESULTS

Oilers/Titans Home Stadium Dates

1960-64: Jeppesen Stadium, Houston
 1965-67: Rice Stadium, Houston
 1968-96: Astrodome, Houston
 1997: Liberty Bowl, Memphis
 1998: Vanderbilt Stadium, Nashville
 1999-Present: Nissan Stadium, Nashville

Abbreviations

AFL Champ - AFL Championship game
 AFL Div - AFL Divisional playoff game
 WC - first round playoff game (Wild Card)
 Div - Divisional playoff game
 Champ - AFC Championship game
 SB - Super Bowl XXXIV



vs. ARIZONA CARDINALS

Regular Season: 4-6 (Home 2-4, Away 2-2) • Playoffs: 0-0

Date	Site	W/L	Score	Date	Site	W/L	Score
11-1-70	St.L	L	0-44	11-29-09	Tenn	W	20-17
10-20-74	Hou	L	27-31	12-15-13	Tenn	L	34-37 OT
10-7-79	Hou	L	17-24				
10-27-85	St.L	W	20-10				
11-20-88	Hou	W	38-20				
12-4-94	Hou	L	12-30				
10-26-97	Ariz	W	41-14				
10-23-05	Ariz	L	10-20				

Points: Titans 219, Cardinals 247
Longest Win Streak: 2 (1985-88)
Longest Losing Streak: 3 (1970-79)
At Nissan Stadium: 1-1
At Univ. of Phoenix Stadium: 0-0



vs. ATLANTA FALCONS

Regular Season: 7-7 (Home 5-2, Away 2-5) • Playoffs: 0-0

Date	Site	W/L	Score	Date	Site	W/L	Score
12-3-72	Atl	L	10-20	9-9-90	Atl	L	27-47
11-28-76	Hou	W	20-14	12-5-93	Hou	W	33-17
9-3-78	Atl	L	14-20	10-13-96	Atl	W	23-13
11-29-81	Hou	L	27-31	12-19-99	Tenn	W	30-17
9-23-84	Atl	L	10-42	11-23-03	Atl	W	38-31
10-25-87	Hou	W	37-33	10-7-07	Tenn	W	20-13

Points: Titans 313, Falcons 331
Longest Win Streak: 5 (1993-2007)
Longest Losing Streak: 3 (1978-84)
At Nissan Stadium: 2-1
At Georgia Dome: 2-1



vs. BALTIMORE RAVENS

Regular Season: 9-9 (Home 5-4, Away 4-5) • Playoffs: 1-2 (Home 0-2, Away 1-0)

Date	Site	W/L	Score	Date	Site	W/L	Score
9-15-96	Hou	W	29-13	12-5-99	Balt	L	14-41
12-22-96	Balt	W	24-21 OT	10-22-00	Balt	W	14-6
9-21-97	Tenn	L	10-36	11-12-00	Tenn	L	23-24
12-14-97	Balt	L	19-21	1-7-01	Tenn	L	10-24 (Div)
10-11-98	Balt	W	12-8	10-7-01	Balt	L	7-26
12-6-98	Tenn	W	16-14	11-12-01	Tenn	L	10-16
10-10-99	Tenn	W	14-11	11-24-02	Balt	L	12-13

Points: Titans 341, Ravens 385
Longest Win Streak: 3 (1998-99)
Longest Losing Streak: 5 (2000-02)
At Nissan Stadium: 3-5
At M&T Bank Stadium: 4-4
Series Sweeps: Titans (1996, 98); Ravens (1997, 2001)



vs. BUFFALO BILLS

Regular Season: 27-15 (Home 13-7, Away 14-8) • Playoffs: 1-2 (Home 1-0, Away 0-2)

Date	Site	W/L	Score	Date	Site	W/L	Score
10-30-60	Buff	L	24-25	9-17-67	Buff	W	20-3
12-11-60	Hou	W	31-23	10-29-67	Hou	W	10-3
10-8-61	Hou	L	12-22	10-27-68	Buff	W	30-7
10-29-61	Buff	W	28-16	12-7-68	Hou	W	35-6
9-9-62	Buff	W	28-23	9-21-69	Buff	W	17-3
10-7-62	Hou	W	17-14	10-5-69	Hou	W	28-14
9-28-63	Buff	W	31-20	12-12-71	Buff	W	20-14
10-20-63	Hou	W	28-14	11-10-74	Buff	W	21-9
10-11-64	Hou	L	17-48	9-19-76	Buff	W	13-3
11-1-64	Buff	L	10-24	10-15-78	Hou	W	17-10
10-31-65	Buff	W	19-17	9-25-83	Buff	L	13-30
12-5-65	Hou	L	18-29	11-10-85	Buff	L	0-20
9-25-66	Buff	L	20-27	12-21-86	Hou	W	16-7
11-20-66	Hou	L	20-42	9-20-87	Buff	L	30-34

Points: Titans 981, Bills 875
Longest Win Streak: 10 (1967-78)
Longest Losing Streak: 3 (last 1993-94)
At Nissan Stadium: 3-0 overall (1-0 post)
At Ralph Wilson Stadium: 6-7 overall (0-2 postseason)
Series Sweeps: Titans (1962, 63, 67, 68, 69); Bills (1964, 66)



vs. CAROLINA PANTHERS

Regular Season: 3-2 (Home 1-2, Away 2-0) • Playoffs: 0-0

Date	Site	W/L	Score	Date	Site	W/L	Score
11-24-96	Hou	L	6-31	11-15-15	Tenn	L	10-27
10-19-03	Car	W	37-17				
11-4-07	Tenn	W	20-7				
11-13-11	Car	W	30-3				

Total Points: Titans 103, Panthers 85
Longest Win Streak: 3 (2003-11)
Longest Losing Streak: 1 (twice, last 2015)
At Nissan Stadium: 1-1
At Bank of America Stadium: 2-0



vs. CHICAGO BEARS

Regular Season: 6-6 (Home 2-4, Away 4-2) • Playoffs: 0-0

Date	Site	W/L	Score	Date	Site	W/L	Score	Date	Site	W/L	Score	Total Points:
10-28-73	Chi	L	14-35	12-7-92	Hou	W	24-7	11-4-12	Tenn	L	20-51	Titans 272, Bears 249
11-6-77	Hou	W	47-0	10-22-95	Chi	L	32-35	11-27-16	Chi	W	27-21	Longest Win Streak: 2 (last 1989-92)
11-16-80	Chi	W	10-6	10-25-98	Tenn	L	20-23					Longest Losing Streak: 3 (1995-04)
10-12-86	Hou	L	7-20	11-14-04	Tenn	L	17-19 OT					At Nissan Stadium: 0-2
10-15-89	Chi	W	33-28	11-9-08	Chi	W	21-14					At Soldier Field: 4-2



vs. CINCINNATI BENGALS

Regular Season: 39-33-1 (Home 22-13-1, Away 17-20) • Playoffs: 0-1 (Home 0-0, Away 0-1)

Date	Site	W/L	Score	Date	Site	W/L	Score	Date	Site	W/L	Score	Date	Site	W/L	Score	Total Points:
11-3-68	Cin	W	27-17	11-18-79	Hou	W	42-21	10-14-90	Hou	W	48-17	10-8-00	Cin	W	23-14	Titans 1,701, Bengals 1,734
11-9-69	Hou	T	31-31	9-28-80	Cin	W	13-10	12-23-90	Cin	L	20-40	12-10-00	Tenn	W	35-3	Longest Win Streak: 7 (last 1998-01)
10-4-70	Cin	W	20-13	10-26-80	Hou	W	23-3	1-6-91	Cin	L	14-41 (WC)	11-18-01	Cin	W	20-7	Longest Losing Streak: 7 (1981-84)
12-13-70	Hou	L	20-30	10-4-81	Hou	W	17-10	9-8-91	Cin	W	30-7	1-6-02	Tenn	L	21-23	At Nissan Stadium: 3-3
10-31-71	Hou	W	10-6	11-1-81	Cin	L	21-34	10-27-91	Hou	W	35-3	10-27-02	Cin	W	30-24	At Paul Brown Stadium: 4-2
11-21-71	Cin	L	13-28	9-12-82	Cin	L	6-27	10-11-92	Cin	W	38-24	10-31-04	Tenn	W	27-20	Series Sweeps: Titans (1974, 79, 80, 87, 91, 92, 93, 98, 99, 00); Bengals (1972, 73, 75, 76, 82, 83, 84)
10-29-72	Cin	L	7-30	1-2-83	Hou	L	27-35	10-25-92	Hou	W	26-10	10-16-05	Tenn	L	23-31	
12-17-72	Hou	L	17-61	11-6-83	Hou	L	14-55	10-24-93	Hou	W	28-12	11-25-07	Cin	L	6-35	
9-23-73	Cin	L	10-24	11-20-83	Cin	L	10-38	11-14-93	Cin	W	38-3	9-14-08	Cin	W	24-7	
12-16-73	Hou	L	24-27	10-7-84	Cin	L	3-13	9-25-94	Hou	W	20-13	11-6-11	Tenn	L	17-24	
10-27-74	Cin	W	21-34	10-28-84	Hou	L	13-31	11-13-94	Cin	L	31-34	9-21-14	Cin	L	7-33	
11-17-74	Hou	W	20-3	10-20-85	Hou	W	27-44	9-24-95	Cin	W	38-28					
10-5-75	Hou	L	19-21	12-1-85	Cin	L	27-45	11-12-95	Hou	L	25-32					
11-30-75	Cin	L	19-23	10-19-86	Cin	L	28-31	10-6-96	Cin	W	30-27 OT					
10-24-76	Hou	L	7-27	11-9-86	Hou	W	32-28	12-15-96	Hou	L	13-21					
11-14-76	Cin	L	27-31	11-1-87	Cin	W	31-29	10-12-97	Tenn	W	30-7					
10-30-77	Cin	L	10-13 OT	12-27-87	Hou	W	21-17	12-4-97	Cin	L	14-41					
12-18-77	Hou	W	21-16	10-23-88	Cin	L	21-44	9-6-98	Cin	W	23-14					
10-29-78	Cin	L	13-28	12-11-88	Hou	W	41-6	10-18-98	Tenn	W	44-14					
11-26-78	Hou	W	17-10	11-13-89	Hou	W	26-24	9-12-99	Tenn	W	36-35					
9-23-79	Cin	W	30-27 OT	12-17-89	Cin	L	7-61	11-14-99	Cin	W	24-14					



vs. CLEVELAND BROWNS

Regular Season: 29-35 (Home 14-19, Away 15-16) • Playoffs: 1-0 (Home 0-0, Away 1-0)

Date	Site	W/L	Score	Date	Site	W/L	Score	Date	Site	W/L	Score	Date	Site	W/L	Score	Total Points:
11-22-70	Clev	L	14-28	12-2-79	Clev	L	7-14	10-29-89	Clev	L	17-28	12-30-01	Tenn	L	38-41	Titans 1,301
12-7-70	Hou	L	10-21	9-15-80	Clev	W	7-16	12-23-89	Hou	L	20-24	9-22-02	Tenn	L	28-31 OT	Longest Win Streak: 6 (1995-01)
9-19-71	Clev	L	0-31	11-30-80	Hou	L	14-17	11-18-90	Clev	W	35-23	11-6-05	Clev	L	14-20	Longest Losing Streak: 9 (1970-74)
11-28-71	Hou	L	24-27	9-13-81	Clev	W	9-3	12-9-90	Hou	W	58-14	12-7-08	Tenn	W	28-9	At Nissan Stadium: 4-3
10-22-72	Hou	L	17-23	12-3-81	Hou	W	17-13	11-17-91	Hou	W	28-24	10-2-11	Clev	W	31-13	At FirstEnergy Stadium: 4-2
11-5-72	Clev	L	0-20	12-26-82	Hou	L	14-20	12-15-91	Clev	W	17-14	10-5-14	Tenn	L	28-29	Series Sweeps: Titans (1975, 78, 81, 90, 91, 93, 99, 00); Browns (1970, 71, 72, 73, 76, 84, 85, 86, 89, 94)
10-21-73	Clev	L	13-42	10-30-83	Clev	L	19-25 OT	11-8-92	Hou	L	14-24	9-20-15	Clev	L	14-28	
11-11-73	Hou	L	13-23	12-11-83	Hou	W	27-34	12-20-92	Clev	W	17-14	10-16-16	Tenn	W	28-26	
9-22-74	Clev	L	7-20	11-25-84	Clev	L	10-27	11-21-93	Clev	W	27-20					
12-15-74	Hou	W	24-28	12-16-84	Hou	L	20-27	12-12-93	Hou	W	19-17					
10-12-75	Clev	W	10-40	10-13-85	Hou	L	6-21	10-13-94	Hou	L	8-11					
12-21-75	Hou	W	10-21	12-15-85	Clev	L	21-28	11-27-94	Clev	L	10-34					
11-7-76	Hou	L	7-21	9-14-86	Hou	L	20-23	9-17-95	Hou	L	7-14					
12-5-76	Clev	L	10-13	11-30-86	Clev	L	10-13 OT	11-5-95	Clev	W	37-10					
10-16-77	Hou	L	23-24	10-11-87	Clev	W	15-10	9-19-99	Tenn	W	26-9					
12-11-77	Clev	W	15-19	11-22-87	Hou	L	7-40	11-28-99	Clev	W	33-21					
10-1-78	Clev	W	13-16	11-7-88	Hou	W	24-17	11-19-00	Tenn	W	24-10					
11-5-78	Hou	W	10-14	12-18-88	Clev	L	23-28	12-17-00	Clev	W	24-0					
9-30-79	Hou	W	31-10	12-24-88	Clev	W	24-23 (WC)	12-2-01	Clev	W	31-15					



vs. DALLAS COWBOYS

Regular Season: 6-8 (Home 2-5, Away 4-3) • Playoffs: 0-0

Date	Site	W/L	Score	Date	Site	W/L	Score	Total Points:
12-20-70	Dal	L	10-52	9-11-94	Dal	L	17-20	Titans 254, Cowboys 333
11-24-74	Hou	L	0-10	11-27-97	Dal	W	27-14	Longest Win Streak: 2 (last 1997-00)
11-22-79	Dal	W	30-24	12-25-00	Tenn	W	31-0	Longest Losing Streak: 2 (last 2002-06)
12-13-82	Hou	L	7-37	9-15-02	Dal	L	13-21	At Nissan Stadium: 1-1
9-29-85	Hou	L	10-17	10-1-06	Tenn	L	14-45	At Cowboys Stadium: 1-0
11-24-88	Dal	W	25-17	10-10-10	Dal	W	34-27	
11-10-91	Hou	W	26-23 OT	9-14-14	Tenn	L	10-26	



vs. DENVER BRONCOS

Regular Season: 22-15-1 (Home 15-6, Away 7-9-1) • Playoffs: 1-2 (Home 1-0, Away 0-2)

Date	Site	W/L	Score	Date	Site	W/L	Score	Date	Site	W/L	Score	Date	Site	W/L	Score
11-6-60	Den	W	45-25	10-2-66	Den	L	38-40	11-2-80	Den	W	20-16	12-8-13	Den	L	28-51
11-20-60	Hou	W	20-10	10-1-67	Hou	W	10-6	10-9-83	Hou	L	14-26	12-11-16	Ten	W	13-10
11-5-61	Den	W	55-13	11-12-67	Den	W	20-18	10-6-85	Den	L	20-31	Total Points: Titans 1,040, Broncos 917			
11-26-61	Hou	W	45-14	11-17-68	Hou	W	38-17	10-4-87	Den	W	40-10	Longest Win Streak: 5 (1962-65)			
10-21-62	Den	L	10-20	10-26-69	Hou	W	24-21	1-10-87	Den	L	10-34 (Div)	Longest Losing Streak: 3 (1972-74, 2004-10)			
12-2-62	Hou	W	34-17	11-16-69	Den	T	20-20	10-6-91	Hou	W	42-14	At Nissan Stadium: 2-2			
9-14-63	Hou	W	14-20	11-29-70	Hou	W	31-21	1-4-92	Den	L	24-26 (Div)	At Invesco Field: 0-2			
10-13-63	Den	W	33-24	9-17-72	Den	L	17-30	10-18-92	Den	L	21-27	Series Sweeps: Titans (1960, 61, 63, 64, 67, 68); Broncos (1965)			
9-27-64	Den	W	38-17	10-14-73	Hou	L	20-48	11-26-95	Hou	W	42-33				
12-20-64	Hou	W	34-15	12-8-74	Den	L	14-38	12-25-04	Tenn	L	16-37				
10-17-65	Den	L	17-28	10-10-76	Hou	W	17-3	11-19-07	Den	L	20-34				
11-14-65	Hou	L	21-31	12-4-77	Hou	L	14-24	10-3-10	Tenn	L	20-26				
9-3-66	Hou	W	45-7	12-23-79	Hou	W	13-7 (WC)	9-25-11	Tenn	W	17-14				



vs. DETROIT LIONS

Regular Season: 9-3 (Home 5-2, Away 4-1) • Playoffs: 0-0

Date	Site	W/L	Score	Date	Site	W/L	Score	Total Points: Titans 305, Lions 265			
10-17-71	Hou	L	7-31	12-10-95	Hou	L	17-24	Longest Win Streak: 5 (2001-16)			
10-26-75	Hou	W	24-8	10-21-01	Det	W	27-24	Longest Losing Streak: 1 (last 1995)			
11-13-83	Hou	W	27-17	1-2-05	Tenn	W	24-19	At Nissan Stadium: 2-0			
10-5-86	Det	L	13-24	11-27-08	Det	W	47-10	At Ford Field: 2-0			
11-5-89	Hou	W	35-31	9-23-12	Tenn	W	44-41 OT				
11-26-92	Det	W	24-21	9-18-16	Det	W	16-15				



vs. GREEN BAY PACKERS

Regular Season: 7-5 (Home 3-3, Away 4-2) • Playoffs: 0-0

Date	Site	W/L	Score	Date	Site	W/L	Score	Total Points: Titans 300, Packers 269			
11-19-72	Hou	L	10-23	12-20-98	GB	L	22-30	Longest Win Streak: 3 (last 2001-08)			
9-25-77	GB	W	16-10	12-16-01	Tenn	W	26-20	Longest Losing Streak: 2 (1992-98)			
12-14-80	GB	W	22-3	10-11-04	GB	W	48-27	At Nissan Stadium: 3-0			
9-4-83	Hou	L	38-41 OT	11-02-08	Tenn	W	19-16 OT	At Lambeau Field: 4-2			
9-7-86	GB	W	31-3	12-23-12	GB	L	7-55				
12-13-92	Hou	L	14-16	11-13-16	Tenn	W	47-25				



vs. HOUSTON TEXANS

Regular Season: 16-14 (Home 9-6, Away 7-8) • Playoffs: 0-0

Date	Site	W/L	Score	Date	Site	W/L	Score	Date	Site	W/L	Score	Total Points: Titans 605, Texans 684			
11-10-02	Tenn	W	17-10	10-21-07	Hou	W	38-36	9-30-12	Hou	L	14-38	Longest Win Streak: 7 (2005-08)			
12-29-02	Hou	W	13-3	12-2-07	Tenn	W	28-20	12-2-12	Tenn	L	10-24	Longest Losing Streak: 5 (2014-16)			
10-12-03	Tenn	W	38-17	9-21-08	Tenn	W	31-12	9-15-13	Hou	L	24-30 OT	At Nissan Stadium: 9-6			
12-21-03	Hou	W	27-24	12-14-08	Hou	L	12-13	12-29-13	Tenn	W	16-10	At NRG Stadium: 7-8			
10-17-04	Tenn	L	10-20	9-20-09	Tenn	L	31-34	10-26-14	Tenn	L	16-30	Series Sweeps: Titans (2002, 03, 05, 06, 07); Texans (2004, 12, 14, 15)			
11-28-04	Hou	L	21-31	11-23-09	Hou	W	20-17	11-30-14	Hou	L	21-45				
10-9-05	Hou	W	34-20	11-28-10	Hou	L	0-20	11-1-15	Hou	L	6-20				
12-11-05	Tenn	W	13-10	12-19-10	Tenn	W	31-17	12-27-15	Tenn	L	6-34				
10-29-06	Tenn	W	28-22	10-23-11	Tenn	L	7-41	10-2-16	Hou	L	20-27				
12-10-06	Hou	W	26-20 OT	1-1-12	Hou	W	23-22	1-1-17	Tenn	W	24-17				



vs. INDIANAPOLIS COLTS

Regular Season: 13-31 (Home 7-13, Away 6-18) • Playoffs: 1-0 (Home 0-0, Away 1-0)

Date	Site	W/L	Score	Date	Site	W/L	Score	Date	Site	W/L	Score	Date	Site	W/L	Score
10-11-70	Hou	L	20-24	1-16-00	Ind	W	19-16 (Div)	12-28-08	Ind	L	0-23	1-3-16	Ind	L	24-30
11-4-73	Balt	W	31-27	11-3-02	Ind	W	23-15	10-11-09	Tenn	L	9-31	10-23-16	Tenn	L	26-34
11-1-76	Balt	L	14-38	12-8-02	Tenn	W	27-17	12-06-09	Ind	L	17-27	11-20-16	Ind	L	17-24
10-14-79	Balt	W	28-16	9-14-03	Ind	L	7-33	12-9-10	Tenn	L	28-30	Total Points: Titans 876, Colts 1,259			
9-21-80	Hou	W	21-16	12-7-03	Tenn	L	27-29	1-2-11	Ind	L	20-23	Longest Win Streak: 3 (last 1999-02)			
12-18-83	Balt	L	10-20	9-19-04	Tenn	L	17-31	10-30-11	Tenn	W	27-10	Longest Losing Streak: 11 (2011-16)			
9-9-84	Hou	L	21-35	12-5-04	Ind	L	24-51	12-18-11	Ind	L	13-27	At Nissan Stadium: 4-11			
12-22-85	Ind	L	16-34	10-2-05	Tenn	L	10-31	10-28-12	Tenn	L	13-19 OT	At RCA Dome: 5-8			
11-23-86	Hou	W	31-17	12-4-05	Ind	L	3-35	12-9-12	Ind	L	23-27	At Lucas Oil Stadium: 0-9			
11-29-87	Ind	L	27-51	10-8-06	Ind	L	13-14	11-14-13	Tenn	L	27-30	Series Sweeps: Titans (2002); Colts (2003, 04, 05, 09, 10, 12, 13, 14, 15, 16)			
9-4-88	Ind	W	17-14 OT	12-3-06	Tenn	W	20-17	12-1-13	Ind	L	14-22				
9-23-90	Hou	W	24-10	9-16-07	Tenn	L	20-22	9-28-14	Ind	L	17-41				
9-13-92	Ind	W	20-10	12-30-07	Ind	W	16-10	12-28-14	Tenn	L	10-27				
9-4-94	Ind	L	21-45	10-27-08	Tenn	W	31-21	9-27-15	Tenn	L	33-35				



vs. JACKSONVILLE JAGUARS Regular Season: 25-20 (Home 13-9, Away 12-11) • Playoffs: 1-0 (Home 0-0, Away 1-0)

Date	Site	W/L	Score	Date	Site	W/L	Score	Date	Site	W/L	Score	Date	Site	W/L	Score
9-3-95	Jax	W	10-3	11-4-01	Tenn	W	28-24	11-16-08	Jax	W	24-14	12-6-15	Tenn	W	42-39
10-1-95	Hou	L	17-16	10-13-02	Tenn	W	23-14	10-4-09	Jax	L	17-37	10-27-16	Tenn	W	36-22
9-8-96	Jax	W	34-27	12-22-02	Jax	W	28-10	11-1-09	Tenn	W	30-13	12-24-16	Jax	L	17-38
12-8-96	Hou	L	17-23	10-28-03	Jax	W	30-17	10-18-10	Jax	W	30-3	9-17-17	Jax	W	37-16
11-2-97	Tenn	L	24-30	11-16-03	Tenn	W	10-3	12-5-10	Tenn	L	6-17	Total Points: Titans 974, Jaguars 892			
11-16-97	Jax	L	9-17	9-26-04	Tenn	L	15-12	9-11-11	Jax	L	14-16	Longest Win Streak: 5 (last 2001-03)			
9-27-98	Tenn	L	22-27	11-21-04	Jax	W	18-15	12-24-11	Tenn	W	23-17	Longest Losing Streak: 4 (1996-98)			
12-13-98	Jax	W	16-13	11-20-05	Tenn	L	28-31	11-25-12	Jax	L	19-24	At Nissan Stadium: 13-5			
9-26-99	Jax	W	20-19	1-1-06	Jax	L	13-40	12-30-12	Tenn	W	38-20	At EverBank Field: 13-11			
12-26-99	Tenn	W	41-14	11-5-06	Jax	L	7-37	11-10-13	Tenn	L	27-29	Series Sweeps: Titans (1999, 02, 08); Jaguars (1997, 05)			
1-23-00	Jax	W	33-14 (Champ)	12-17-06	Tenn	W	24-17	12-22-13	Jax	W	20-16				
10-16-00	Tenn	W	27-13	9-9-07	Jax	W	13-10	10-12-14	Tenn	W	16-14				
11-26-00	Jax	L	13-16	11-11-07	Tenn	L	13-28	12-18-14	Jax	L	13-21				
9-23-01	Jax	L	6-13	9-7-08	Tenn	W	17-10	11-19-15	Jax	L	13-19				



vs. KANSAS CITY CHIEFS Regular Season: 22-27 (Home 12-10, Away 10-17) • Playoffs: 0-2 (Home 0-2, Away 0-0)

Date	Site	W/L	Score	Date	Site	W/L	Score	Date	Site	W/L	Score	Date	Site	W/L	Score
10-16-60	Hou	W	20-10	9-09-67	Hou	L	20-25	10-23-83	Hou	L	10-13	12-13-04	Ten	L	38-49
12-04-60	Dal	L	0-24	10-22-67	KC	W	24-19	11-11-84	KC	W	17-16	12-16-07	KC	W	26-17
10-01-61	Dal	L	21-26	9-09-68	Hou	L	21-26	11-03-85	Hou	W	23-20	10-19-08	KC	W	34-10
10-22-61	Hou	W	38-7	11-28-68	KC	L	10-24	9-21-86	KC	L	13-27	12-26-10	KC	L	14-34
10-28-62	Hou	L	7-31	10-12-69	KC	L	0-24	10-09-88	Hou	W	7-6	10-6-13	Tenn	L	17-26
11-04-62	Dal	W	14-6	11-08-70	KC	L	9-24	11-26-89	KC	L	0-34	9-7-14	KC	W	26-10
12-23-62	Hou	L	17-20 (AFL Champ)	9-26-71	Hou	L	16-20	12-16-90	KC	W	27-10	12-18-16	KC	W	19-17
10-06-63	KC	L	7-28	11-18-73	KC	L	14-38	9-16-91	Hou	W	17-7	Total Points: Titans 921, Chiefs 1,097			
10-27-63	Hou	W	28-7	9-29-74	Hou	L	7-17	9-20-92	Hou	W	23-20	Longest Win Streak: 4 (last 1990-93)			
10-04-64	KC	L	7-28	11-02-75	KC	W	17-13	9-12-93	Hou	W	30-0	Longest Losing Streak: 7 (1968-74)			
11-22-64	Hou	L	19-28	11-27-77	Hou	W	34-20	1-16-94	Hou	L	20-28 (Div)	At Nissan Stadium: 1-2			
10-24-65	Hou	W	38-36	9-10-78	KC	W	20-17	12-18-94	KC	L	9-31	At Arrowhead Stadium: 8-8			
11-28-65	KC	L	21-52	9-16-79	Hou	W	20-6	11-19-95	KC	L	13-20				
10-30-66	KC	L	23-48	10-12-80	KC	L	20-21	9-01-96	Hou	L	19-20				
				11-15-81	KC	L	10-23	9-10-00	Ten	W	17-14				



vs. LOS ANGELES CHARGERS Regular Season: 14-26-1 (Home 11-9, Away 3-17-1) • Playoffs: 3-1 (Home 1-0, Away 2-1)

Date	Site	W/L	Score	Date	Site	W/L	Score	Date	Site	W/L	Score	Date	Site	W/L	Score
9-18-60	Hou	W	38-28	12-12-65	Hou	L	26-37	11-24-85	Hou	W	37-35	9-22-13	Tenn	W	20-17
11-13-60	LA	L	21-24	12-4-66	Hou	L	22-28	12-7-86	SD	L	0-27	11-6-16	SD	L	35-43
1-1-61	Hou	W	24-16 (AFL Champ)	9-24-67	SD	L	3-13	12-6-87	Hou	W	33-18	Total Points: Titans 959, Chargers 1,118			
9-24-61	SD	L	24-34	12-16-67	Hou	W	17-24	9-17-89	SD	W	34-27	Longest Win Streak: 4 (1961-62, 1987-92)			
12-3-61	Hou	W	33-13	9-21-68	SD	L	14-30	9-30-90	SD	W	17-7	Longest Losing Streak: 9 (1993-2012)			
12-24-61	SD	W	10-3 (AFL Champ)	11-27-69	Hou	L	17-21	9-27-92	Hou	W	27-0	At Nissan Stadium: 1-2			
9-23-62	SD	W	42-17	10-25-70	SD	T	31-31	9-19-93	SD	L	17-18	At Qualcomm Stadium: 3-13-1			
11-25-62	Hou	W	33-27	12-19-71	Hou	W	49-33	9-13-98	Tenn	L	7-13	Series Sweeps: Titans (1962); Chargers (1963, 64, 65)			
12-1-63	SD	L	0-27	11-26-72	SD	L	20-34	10-3-04	SD	L	17-38				
12-15-63	Hou	L	14-20	9-15-74	Hou	W	21-14	9-17-06	SD	L	7-40				
9-12-64	SD	L	21-27	9-28-75	Hou	W	33-17	12-9-07	Tenn	L	17-23 OT				
10-25-64	Hou	L	17-20	10-17-76	SD	L	27-30	1-6-08	SD	L	6-17 (WC)				
10-3-65	SD	L	14-31	12-17-78	Hou	L	24-45	12-25-09	Tenn	L	17-42				
				12-29-79	SD	W	17-14 (Div)	10-31-10	SD	L	25-33				
				9-16-84	SD	L	14-31	9-16-12	SD	L	10-38				



vs. LOS ANGELES RAMS Regular Season: 5-6 (Home 3-3, Away 2-3) • Playoffs: 0-1 (Neutral Site 0-1)

Date	Site	W/L	Score	Date	Site	W/L	Score	Total Points: Titans 263, Rams 252							
10-7-73	Hou	L	26-31	9-26-93	Hou	L	28-13	Longest Win Streak: 2 (2009-13)							
9-24-78	Hou	L	6-10	10-31-99	Tenn	W	24-21	Longest Losing Streak: 2 (last 2000-05)							
9-6-81	LA	W	27-20	1-30-00	Atl	L	16-23 (SB 34)	At Nissan Stadium: 2-0							
12-9-84	LA	L	16-27	9-25-05	St.L	L	27-31	At Edward Jones Dome: 1-1							
9-13-87	Hou	W	20-16	12-13-09	Tenn	W	47-7								
11-4-90	LA	L	13-17	11-3-13	StL	W	28-21								



vs. MIAMI DOLPHINS

Regular Season: 16-19 (Home 8-8, Away 8-11) • Playoffs: 1-0 (Home 0-0, Away 1-0)

Date	Site	W/L	Score	Date	Site	W/L	Score	Date	Site	W/L	Score	Total Points:
10-23-66	Hou	L	13-20	11-20-78	Hou	W	35-30	9-7-97	Mia	L	13-16 OT	Titans 682, Dolphins 676
12-18-66	Mia	L	28-29	12-24-78	Mia	W	17-9 (WC)	11-7-99	Mia	L	0-17	Longest Win Streak: 3 (1967-68, 78-79)
12-3-67	Hou	W	17-14	11-5-79	Mia	W	9-6	9-9-01	Tenn	L	23-31	Longest Losing Streak: 5 (1992-01)
12-23-67	Mia	W	41-10	9-20-81	Hou	L	10-16	11-9-03	Tenn	W	31-7	At Nissan Stadium: 2-2
9-14-68	Mia	W	24-10	12-4-83	Hou	L	17-24	9-11-04	Mia	W	17-7	At Hard Rock Stadium: 4-6
10-6-68	Hou	L	7-24	10-14-84	Mia	L	10-28	12-24-05	Mia	L	10-24	Series Sweeps: Titans (1967, 69); Dolphins (1966)
9-28-69	Hou	W	22-10	9-8-85	Hou	W	26-23	9-24-06	Mia	L	10-13	
11-23-69	Mia	W	32-7	11-2-86	Mia	L	7-28	12-20-09	Tenn	W	27-24 OT	
9-27-70	Hou	L	10-20	10-1-89	Hou	W	39-7	11-14-10	Mia	L	17-29	
9-24-72	Mia	L	13-34	10-20-91	Mia	W	17-13	11-11-12	Mia	W	37-3	
11-16-75	Hou	W	20-19	11-22-92	Mia	L	16-19	10-18-15	Tenn	L	10-38	
10-2-77	Mia	L	7-27	11-17-96	Hou	L	20-23	10-9-16	Mia	W	30-17	



vs. MINNESOTA VIKINGS

Regular Season: 4-9 (Home 3-2, Away 1-7) • Playoffs: 0-0

Date	Site	W/L	Score	Date	Site	W/L	Score	Date	Site	W/L	Score	Total Points:
10-13-74	Min	L	10-51	10-8-95	Min	L	17-23	9-11-16	Ten	L	16-25	Titans 188, Vikings 320
12-21-80	Hou	W	20-16	12-26-98	Tenn	L	16-26					Longest Win Streak: 1 (last 2008)
10-16-83	Min	L	14-34	12-9-01	Min	L	24-42					Longest Losing Streak: 4 (1995-04)
12-14-86	Hou	W	23-10	10-24-04	Min	L	3-20					At Nissan Stadium: 1-0
9-10-89	Min	L	7-38	9-28-08	Tenn	W	30-17					At Metrodome: 1-6
11-15-92	Min	W	17-13	10-7-12	Min	L	7-30					



vs. NEW ENGLAND PATRIOTS

Regular Season: 15-23-1 (Home 10-7, Away 5-16-1) • Playoffs: 1-1 (Home 0-0, Away 1-1)

Date	Site	W/L	Score	Date	Site	W/L	Score	Date	Site	W/L	Score	Date	Site	W/L	Score	Total Points:
11-25-60	NE	W	24-10	11-13-66	Hou	L	14-38	10-18-81	NE	L	10-38	9-9-12	Tenn	L	13-34	Titans 823, Patriots 1,024
12-18-60	Hou	W	37-21	11-5-67	NE	L	7-18	11-28-82	NE	L	21-29	12-20-15	NE	L	16-33	Longest Win Streak: 4 (1975-80)
10-13-61	NE	T	31-31	11-26-67	Hou	W	27-6	10-18-87	Hou	L	7-21					Longest Losing Streak: 6 (2003-15)
11-12-61	Hou	W	27-15	10-13-68	NE	W	16-0	9-25-88	Hou	W	31-6					At Nissan Stadium: 1-2
9-16-62	NE	L	21-34	12-15-68	Hou	W	45-17	10-8-89	NE	L	13-23					At Gillette Stadium: 0-4
11-18-62	Hou	W	21-17	11-2-69	NE	L	0-24	9-22-91	NE	L	20-24					Series Sweeps: Titans (1960, 68); Patriots (1963, 64, 66)
11-1-63	NE	L	3-45	12-14-69	Hou	W	23-27	10-17-93	NE	W	28-14					
12-8-63	Hou	L	28-46	11-7-71	NE	L	20-28	9-20-98	NE	L	16-27					
11-6-64	NE	L	24-25	11-25-73	Hou	L	0-32	12-16-02	Tenn	W	24-7					
11-29-64	Hou	L	17-34	9-21-75	NE	W	7-0	10-5-03	NE	L	30-38					
9-19-65	Hou	W	10-31	11-12-78	NE	W	26-23	1-10-04	NE	L	14-17 (Div)					
12-18-65	NE	L	14-42	12-31-78	NE	W	31-14 (Div)	12-31-06	Tenn	L	23-40					
9-25-66	NE	L	21-27	11-10-80	Hou	W	38-34	10-18-09	NE	L	0-59					



vs. NEW ORLEANS SAINTS

Regular Season: 8-5-1 (Home 2-3-1, Away 6-2) • Playoffs: 0-0

Date	Site	W/L	Score	Date	Site	W/L	Score	Date	Site	W/L	Score	Total Points:
10-3-71	Hou	T	13-13	10-21-90	Hou	W	23-10	12-11-11	Tenn	L	17-22	Titans 313, Saints 283
10-3-76	NO	W	31-26	9-5-93	NO	L	21-33	11-8-15	NO	W	34-28 OT	Longest Win Streak: 4 (1996-07)
12-10-78	NO	W	17-12	11-10-96	NO	W	31-14					Longest Losing Streak: 3 (1981-87)
11-22-81	Hou	L	24-27	10-17-99	NO	W	24-21					At Nissan Stadium: 1-1
9-30-84	Hou	L	10-27	9-21-03	Tenn	W	27-12					At Superdome: 6-2
12-13-87	NO	L	10-24	9-24-07	NO	W	31-14					



vs. NEW YORK GIANTS

Regular Season: 5-6 (Home 3-3, Away 2-3) • Playoffs: 0-0

Date	Site	W/L	Score	Date	Site	W/L	Score	Date	Site	W/L	Score	Total Points:
9-16-73	NY	L	14-34	11-9-97	Tenn	W	10-6	12-7-14	Tenn	L	7-36	Titans 202, Giants 239
12-5-82	NY	L	14-17	10-1-00	Tenn	W	28-14					Longest Win Streak: 5 (1997-10)
12-8-85	Hou	L	14-35	12-1-02	NY	W	32-29 OT					Longest Losing Streak: 5 (1973-94)
12-21-91	NY	L	20-24	11-26-06	Tenn	W	24-21					At Nissan Stadium: 2-1
11-21-94	Hou	L	10-13	9-26-10	NY	W	29-10					At Giants Stadium: 1-2
												At MetLife Stadium: 1-0



vs. NEW YORK JETS

Regular Season: 23-19-1 (Home 17-6, Away 6-13-1) • Playoffs: 1-0 (Home 1-0, Away 0-0)

Date	Site	W/L	Score
10-9-60	Hou	W	27-21
10-23-60	NY	W	42-28
11-19-61	Hou	W	49-13
12-10-61	NY	W	48-21
10-14-62	Hou	W	56-17
12-15-62	NY	W	44-10
9-22-63	NY	L	17-24
11-10-63	Hou	W	31-27
10-17-64	NY	L	21-24
12-13-64	Hou	W	33-17
9-12-65	Hou	W	27-21
11-21-65	NY	L	14-41
9-18-66	NY	L	13-52
10-16-66	Hou	W	24-0

Date	Site	W/L	Score
10-15-67	NY	T	28-28
10-20-68	Hou	L	14-20
11-10-68	NY	L	7-26
10-20-69	NY	L	17-26
12-6-69	Hou	L	26-34
10-1-72	Hou	W	26-20
11-3-74	NY	W	27-22
9-18-77	Hou	W	20-0
10-28-79	Hou	W	27-24
11-23-80	NY	L	28-31 OT
9-27-81	NY	L	17-33
11-18-84	Hou	W	31-20
9-18-88	NY	L	3-45
10-28-90	Hou	L	12-17

Date	Site	W/L	Score
10-13-91	NY	W	23-20
12-29-91	Hou	W	17-10 (WC)
1-2-94	Hou	W	24-0
12-24-94	Hou	W	24-10
12-17-95	Hou	W	23-6
12-1-96	NY	W	35-10
11-22-98	Tenn	L	3-24
12-1-03	NY	L	17-24
9-10-06	Tenn	L	16-23
12-23-07	Tenn	W	10-6
11-23-08	Tenn	L	13-34
9-27-09	NY	L	17-24
12-17-12	Tenn	W	14-10
10-6-13	Tenn	W	38-13

12-14-14 Tenn L 11-16
12-13-15 NYJ L 8-30

Total Points: Titans 1,022, Jets 922
Longest Win Streak: 6 (last 1991-96)
Longest Losing Streak: 4 (1968-69)
At Nissan Stadium: 3-3
At Giants Stadium: 2-3
At MetLife Stadium: 0-1
Series Sweeps: Titans (1960, 61, 62); Jets (1968, 69)



vs. OAKLAND RAIDERS

Regular Season: 20-26 (Home 15-14, Away 5-12) • Playoffs: 0-4 (Home 0-0, Away 0-4)

Date	Site	W/L	Score
9-11-60	Oak	W	37-22
9-25-60	Hou	L	13-14
9-9-61	Hou	W	55-0
12-17-61	Oak	W	47-16
11-11-62	Oak	W	28-20
12-9-62	Hou	W	32-17
9-7-63	Hou	L	13-24
12-22-63	Oak	L	49-52
9-19-64	Hou	W	42-28
11-15-64	Oak	L	10-20
9-26-65	Oak	L	17-21
11-7-65	Hou	L	21-33
9-10-66	Hou	W	31-0
11-6-66	Oak	L	23-38
12-10-67	Hou	L	7-19
12-31-67	Oak	L	7-40 (AFL Champ)
9-29-68	Hou	L	15-24
9-14-69	Oak	L	17-21

Date	Site	W/L	Score
12-21-69	Oak	L	7-56 (AFL Div)
11-14-71	Oak	L	21-41
10-9-72	Hou	L	0-34
12-2-73	Hou	L	6-17
12-14-75	Hou	W	27-26
9-26-76	Hou	L	13-14
11-13-77	Oak	L	29-34
10-8-78	Oak	L	17-21
11-11-79	Hou	W	31-17
12-28-80	Oak	L	7-27 (WC)
11-8-81	Hou	W	17-16
Date	Site	W/L	Score
9-11-83	LA	L	6-20
9-2-84	Hou	L	14-24
10-26-86	Hou	L	17-28
9-11-88	Hou	W	38-35
11-19-89	Hou	W	23-7
9-1-91	Hou	W	47-17
10-30-94	LA	L	14-17
8-31-97	Tenn	W	24-21 OT
12-9-99	Tenn	W	21-14

Date	Site	W/L	Score
12-22-01	Oak	W	13-10
9-29-02	Oak	L	25-52
1-19-03	Oak	L	24-41 (Champ)
9-7-03	Tenn	W	25-20
12-19-04	Oak	L	35-40
10-30-05	Tenn	L	25-34
Date	Site	W/L	Score
10-28-07	Tenn	W	13-9
9-12-10	Tenn	W	38-13
11-24-13	Oak	W	23-19
11-29-15	Tenn	L	21-24
9-25-16	Tenn	L	10-17
9-10-17	Tenn	L	16-26

Series Sweeps: Titans (1961,62); Raiders (1963, 65)

Total Points: Titans 1,111, Raiders 1,200
Longest Win Streak: 4 (1961-62)
Longest Losing Streak: 9 (1966-73)
At Nissan Stadium: 4-4
At Oakland Alameda Coliseum: 2-11



vs. PHILADELPHIA EAGLES

Regular Season: 4-7 (Home 2-3, Away 2-4) • Playoffs: 0-0

Date	Site	W/L	Score
11-12-72	Hou	L	17-18
12-16-79	Hou	L	20-26
12-19-82	Phil	L	14-35
10-2-88	Phil	L	23-32
12-2-91	Hou	L	6-13

Date	Site	W/L	Score
10-24-94	Phil	L	6-21
12-3-00	Phil	W	15-13
9-8-02	Tenn	W	27-24
11-19-06	Phil	W	31-13
10-24-10	Tenn	W	37-19

Date	Site	W/L	Score
11-23-14	Phil	L	24-43

Total Points: Titans 220, Eagles 257
Longest Win Streak: 4 (2000-10)
Longest Losing Streak: 6 (1972-94)
At Nissan Stadium: 2-0
At Lincoln Financial Field: 1-1



vs. PITTSBURGH STEELERS

Regular Season: 31-42 (Home 19-18, Away 12-24) • Playoffs: 1-3 (Home 1-1, Away 0-2)

Date	Site	W/L	Score
9-20-70	Pitt	W	19-7
10-18-70	Hou	L	3-7
10-24-71	Pitt	L	16-23
12-5-71	Hou	W	29-3
10-15-72	Pitt	L	7-24
12-10-72	Hou	L	3-9
9-30-73	Hou	L	7-36
12-9-73	Pitt	L	7-33
10-6-74	Hou	L	7-13
12-1-74	Pitt	W	13-10
11-9-75	Pitt	L	17-24
11-24-75	Hou	L	9-32
11-21-76	Pitt	L	16-32
12-11-76	Hou	L	0-21
10-9-77	Hou	W	27-10
10-23-77	Pitt	L	10-27
10-23-78	Pitt	W	24-17
12-3-78	Hou	L	3-13
1-7-79	Pitt	L	5-34 (Champ)
9-9-79	Pitt	L	7-38
12-10-79	Hou	W	20-17
1-6-80	Pitt	L	13-27 (Champ)

Date	Site	W/L	Score
9-7-80	Pitt	L	17-31
12-4-80	Hou	W	6-0
10-26-81	Pitt	L	13-26
12-20-81	Hou	W	21-20
11-21-82	Hou	L	10-24
9-18-83	Hou	L	28-40
10-2-83	Pitt	L	10-17
11-4-84	Pitt	L	7-35
12-2-84	Hou	W	23-20 OT
9-22-85	Pitt	L	0-20
11-17-85	Hou	L	7-30
9-28-86	Hou	L	16-22 OT
11-16-86	Pitt	L	10-21
11-15-87	Pitt	W	23-3
12-20-87	Hou	W	24-16
10-16-88	Pitt	W	34-14
12-4-88	Hou	L	34-37
10-22-89	Hou	W	27-0
12-3-89	Pitt	W	23-16
12-31-89	Hou	L	26-23 OT (WC)
9-16-90	Pitt	L	9-20
12-30-90	Hou	W	34-14

Date	Site	W/L	Score
11-24-91	Pitt	L	14-26
12-8-91	Hou	W	31-6
9-6-92	Hou	L	24-29
11-1-92	Pitt	L	20-21
11-28-93	Hou	W	23-3
12-19-93	Pitt	W	26-17
10-3-94	Pitt	L	14-30
11-6-94	Hou	L	9-12 OT
9-10-95	Hou	L	17-34
12-3-95	Pitt	L	7-21
9-29-96	Pitt	L	16-30
10-20-96	Hou	W	23-13
9-28-97	Pitt	L	24-37
12-21-97	Tenn	W	16-6
11-1-98	Pitt	W	41-31
11-15-98	Tenn	W	23-14
11-21-99	Tenn	W	16-10
1-2-00	Pitt	W	47-36
9-24-00	Pitt	W	23-20
11-5-00	Tenn	W	9-7
10-29-01	Pitt	L	7-34
11-25-01	Tenn	L	24-34

Total Points: Titans 1,352, Steelers 1,624
Longest Win Streak: 7 (1997-00)
Longest Losing Streak: 5 (last 1994-96)
At Nissan Stadium: 6-3
At Heinz Field: 2-4
Series Sweeps: Titans (1987, 89, 93, 98, 99, 00); Steelers (1972, 73, 75, 76, 83, 85, 86, 92, 94, 95, 01)

 **vs. SAN FRANCISCO 49ERS** Regular Season: 5-8 (Home 2-5, Away 3-3) • Playoffs: 0-0

Date	Site	W/L	Score	Date	Site	W/L	Score	Date	Site	W/L	Score	Total Points: Titans 260, 49ers 296 Longest Win Streak: 2 (1975-78, 2005-09) Longest Losing Streak: 4 (1981-90) At Nissan Stadium: 1-1 At Candlestick Park: 3-3
11-15-70	Hou	L	20-30	10-7-90	Hou	L	21-24	10-20-13	Tenn	L	17-31	
12-7-75	SF	W	27-13	12-25-93	SF	W	10-7					
9-17-78	Hou	W	20-19	10-27-96	Hou	L	9-10					
12-13-81	SF	L	6-28	10-3-99	SF	L	22-24					
10-21-84	Hou	L	21-34	11-27-05	Tenn	W	33-22					
11-8-87	SF	L	20-27	11-8-09	SF	W	34-27					

 **vs. SEATTLE SEAHAWKS** Regular Season: 6-10 (Home 4-3, Away 2-7) • Playoffs: 1-0 (Home 1-0, Away 0-0)

Date	Site	W/L	Score	Date	Site	W/L	Score	Date	Site	W/L	Score	Total Points: Titans 330, Seahawks 345 Longest Win Streak: 3 (1981-87) Longest Losing Streak: 5 (1994-05) At Nissan Stadium: 1-1 At Qwest Field: 1-1
11-20-77	Sea	W	22-10	11-13-88	Sea	L	24-27	11-29-98	Sea	L	18-20	
10-21-79	Sea	L	14-34	12-2-90	Sea	L	10-13 OT	12-18-05	Tenn	L	24-28	
10-5-80	Hou	L	7-26	11-7-93	Hou	W	24-14	1-3-10	Sea	W	17-13	
10-11-81	Hou	W	35-17	12-11-94	Hou	L	14-16	10-13-13	Sea	L	13-20	
9-19-82	Hou	W	23-21	11-3-96	Sea	L	16-23	9-24-17	Tenn	W	33-27	
1-3-88	Hou	W	23-20 OT (WC)	10-5-97	Sea	L	13-16					

 **vs. TAMPA BAY BUCCANEERS** Regular Season: 9-2 (Home 7-0, Away 2-2) • Playoffs: 0-0

Date	Site	W/L	Score	Date	Site	W/L	Score	Total Points: Titans 273, Buccaneers 178 Longest Win Streak: 5 (1989-03) Longest Losing Streak: 1 (1983, 2007) At Nissan Stadium: 3-0 At Raymond James Stadium: 2-1
9-12-76	Hou	W	20-0	10-14-01	Tenn	W	31-28 OT	
10-19-80	Hou	W	20-14	12-28-03	Tenn	W	33-13	
11-27-83	TB	L	24-33	10-14-07	TB	L	10-13	
12-10-89	Hou	W	20-17	11-27-11	Tenn	W	23-17	
10-29-95	Hou	W	19-7	9-13-15	TB	W	42-14	
11-8-98	TB	W	31-22					

 **vs. WASHINGTON REDSKINS** Regular Season: 6-6 (Home 3-2, Away 3-4) • Playoffs: 0-0

Date	Site	W/L	Score	Date	Site	W/L	Score	Total Points: Titans 233, Redskins 215 Longest Win Streak: 2 (last 1997-00) Longest Losing Streak: 2 (2010-14) At Nissan Stadium: 0-2 At FedEx Field: 2-1
10-10-71	Wash	L	13-22	10-19-97	Tenn	W	28-14	
10-19-75	Hou	W	13-10	10-30-00	Wash	W	27-21	
9-2-79	Wash	W	29-27	10-6-02	Tenn	L	14-31	
9-15-85	Wash	L	16-13	10-15-06	Wash	W	25-22	
10-30-88	Hou	W	41-17	11-21-10	Tenn	L	16-19 OT	
11-3-91	Wash	L	13-16 OT	10-20-14	Wash	L	17-19	

TITANS ALL-TIME FIRST-ROUND DRAFT PICKS

Year	Pick	Player	Pos.	College	Year	Pick	Player	Pos.	College
2017	5	Corey Davis	WR	Western Michigan	1991	(none)			
	18	Adoree' Jackson	CB	Southern California	1990	15	Lamar Lathon	LB	Houston
2016	8	Jack Conklin	T	Michigan State	1989	23	David Williams	T	Florida
2015	2	Marcus Mariota	QB	Oregon	1988	22	Lorenzo White	RB	Michigan State
2014	11	Taylor Lewan	T	Michigan	1987	3	Alonzo Highsmith	RB	Miami (Fla.)
2013	10	Chance Warmack	G	Alabama		20	Haywood Jeffire	WR	NC State
2012	20	Kendall Wright	WR	Baylor	1986	3	Jim Everett	QB	Purdue
2011	8	Jake Locker	QB	Washington	1985	3	Ray Childress	DE	Texas A&M
2010	16	Derrick Morgan	DE	Georgia Tech		11	Richard Johnson	DB	Wisconsin
2009	30	Kenny Britt	WR	Rutgers	1984	2	Dean Steinkuhler	T	Nebraska
2008	24	Chris Johnson	RB	East Carolina	1983	9	Bruce Matthews	G	USC
2007	19	Michael Griffi	DB	Texas	1982	8	Mike Munchak	G	Penn State
2006	3	Vince Young	QB	Texas	1981	(none)			
2005	6	Pacman Jones	CB	West Virginia	1980	(none)			
2004	(none)				1979	(none)			
2003	28	Andre Woolfolk	CB	Oklahoma	1978	1	Earl Campbell	RB	Texas
2002	15	Albert Haynesworth	DT	Tennessee	1977	11	Morris Towns	T	Missouri
2001	(none)				1976	(none)			
2000	30	Keith Bulluck	LB	Syracuse	1975	6	Robert Brazile	LB	Jackson State
1999	16	Jevon Kearse	DE	Florida		15	Don Hardeman	RB	Texas A&M-Kingsville
1998	16	Kevin Dyson	WR	Utah	1974	(none)			
1997	18	Kenny Holmes	DE	Miami (Fla.)	1973	1	John Matuszak	DE	Tampa
1996	14	Eddie George	RB	Ohio State		14	George Amundson	RB	Iowa State
1995	3	Steve McNair	QB	Alcorn State	1972	6	Greg Sampson	DE	Stanford
1994	26	Henry Ford	DE	Arkansas	1971	3	Dan Pastorini	QB	Santa Clara
1993	13	Brad Hopkins	T	Illinois	1970	14	Doug Wilkerson	G	NC Central
1992	(none)				1969	15	Ron Pritchard	LB	Arizona State

TITANS ALL-TIME FIRST-ROUND DRAFT PICKS

Year	Pick	Player	Pos.	College
1968		(none)		
1967	5	George Webster	LB	Michigan St.
	23	Tom Regner	G	Notre Dame
1966		Tommy Nobis	LB	Texas
1965		Lawrence Elkins	TE	Baylor
1964		Scott Appleton	DT	Texas

Year	Pick	Player	Pos.	College
1963		Danny Brabham	LB	Arkansas
1962		Ray Jacobs	DT	Howard Payne
1961		Mike Ditka	TE	Pittsburgh
1960		Billy Cannon	HB	LSU

1995-2017 DRAFT SELECTIONS

2017

Rd.	Pick	Player	Pos.	College
1a	5	Corey Davis	WR	Western Michigan
1b	18	Adoree' Jackson	CB	Southern California
2	52	(traded to Cleveland)		
3a	72	Taywan Taylor	WR	Western Kentucky
3b	83	(traded to New England)		
3c	100	Jonnu Smith	TE	Florida International
4	124	(Traded to New England)		
5a	155	Jayon Brown	LB	UCLA
5b	164	(Traded to Philadelphia)		
6a	200	(Traded to N.Y. Giants)		
6b	203	(Traded to Denver)		
6c	207	(Traded to Cincinnati)		
6d	214	(Traded to Philadelphia)		
6e	217	Corey Levin	OL	Chattanooga
7a	227	Josh Carraway	OLB	Texas Christian
7b	236	Brad Seaton	T	Villanova
7c	241	Khalfani Muhammad	RB	California

Draft Notes

- 2 – Pick traded to Cleveland during 2016 draft (see 2016, 1b)
- 3a, 6a – Picks acquired in a trade with New England for 3b and 4
- 3c – Compensatory selection; acquired in a trade with the Los Angeles Rams during the 2016 draft (see 2016, 1a)
- 5a – Pick acquired in a trade with Philadelphia for 5b, 6d
- 6b – Pick traded to Denver during 2016 draft (see 2016, 5b)
- 6c, 7c – Picks acquired in a trade with the N.Y. Giants for 6a
- 6d – Pick acquired in a trade with Atlanta in 2015 (see 2016, 6c)
- 6e, 7a – Picks acquired in a trade with Cincinnati for 6c

2016

Rd.	Pick	Player	Pos.	College
1a	1	(traded to Los Angeles Rams)		
1b	8	Jack Conklin	T	Michigan State
1c	15	(traded to Cleveland)		
2a	33	Kevin Dodd	OLB	Clemson
2b	43	Austin Johnson	DL	Penn State
2c	45	Derrick Henry	RB	Alabama
3a	64	Kevin Byard	S	Middle Tennessee St.
3b	76	(traded to Cleveland)		
4a	100	(traded to Philadelphia)		
4b	113	(traded to Los Angeles Rams)		
5a	140	Tajae Sharpe	WR	Massachusetts
5b	157	LeShaun Sims	CB	Southern Utah
6a	176	(traded to Denver)		
6b	177	(traded to Los Angeles Rams)		
6c	193	Sebastian Tretola	G	Arkansas
7a	222	Aaron Wallace	OLB	UCLA
7b	253	Kalan Reed	CB	Southern Mississippi

Draft Notes

- 1b, 6a – Picks acquired in a trade with Cleveland for 1c, 3b and a 2017 second-round choice
- 1c, 2b, 2c, 3b – Picks and 2017 first-round and third-round choices acquired in a trade with the L.A. Rams for 1a, 4b and 6b
- 4b – Pick acquired in a trade with Philadelphia for 4a and RB DeMarco Murray
- 5b, 7b – Picks acquired in a trade with Denver for 6a and a 2017 sixth-round choice
- 6c – Pick and a 2017 sixth-round choice acquired in 2015 from Atlanta for G Andy Levitre.



The Titans selected Corey Davis and Adoree' Jackson in the first round of the 2017 NFL Draft.

2015

Rd.	Pick	Player	Pos.	College
1	2	Marcus Mariota	QB	Oregon
2a	33	(traded to New York Giants)		
2b	40	Dorial Green-Beckham	WR	Oklahoma
3	66	Jeremiah Poutasi	OL	Utah
4a	100	Angelo Blackson	DE	Auburn
4b	108	Jalston Fowler	FB	Alabama
5	138	David Cobb	RB	Minnesota
6a	177	Deontrez Mount	OLB	Louisville
6b	208	Andy Gallik	C	Boston College
7a	219	(traded to New England)		
7b	245	Tre McBride	WR	William & Mary

Draft Notes

- 2b, 4b, 7 – Picks acquired from New York Giants for 2a.
- 6b – Pick acquired in 2014 from New England for LB Akeem Ayers and 7a.

1995-2017 DRAFT SELECTIONS

2014

Rd.	Pick	Player	Pos.	College
1	11	Taylor Lewan	T	Michigan
2a	42	(traded to Philadelphia)		
2b	54	Bishop Sankey	RB	Washington
3	77	(traded to San Francisco)		
4a	112	DaQuan Jones	DL	Penn State
4b	122	Marqueston Huff	DB	Wyoming
5	151	Avery Williamson	LB	Kentucky
6a	178	Zach Mettenberger	QB	Louisiana State
6b	186	(traded to Washington)		
7	228	(traded to Washington)		

Draft Notes

- 2b, 4b – Picks acquired in trade with Philadelphia for 2a.
- 3 – Pick traded to San Francisco during 2013 draft (see 2013, 2a).
- 6a – Pick acquired in trade with Washington for 6b and 7.

2013

Rd.	Pick	Player	Pos.	College
1	10	Chance Warmack	G	Alabama
2a	34	Justin Hunter	WR	Tennessee
2b	40	(traded to San Francisco)		
3a	70	Blidi Wreh-Wilson	CB	Connecticut
3b	97	Zaviar Gooden	LB	Missouri
4	107	Brian Schwenke	C	California
5	142	Lavar Edwards	DE	Louisiana State
6a	176	(traded to Minnesota)		
6b	202	Khalid Wooten	CB	Nevada
7a	216	(traded to San Francisco)		
7b	248	Daimion Stafford	S	Nebraska

Draft Notes

- 2a – Pick acquired in trade with San Francisco for 2b, 7a and a third-round pick in 2014.
- 6a – Pick traded to Minnesota in 2012 for a seventh-round pick in 2012.
- 3b, 6b, 7b – Awarded as compensatory selections

2012

Rd.	Pick	Player	Pos.	College
1	20	Kendall Wright	WR	Baylor
2	52	Zach Brown	LB	North Carolina
3	82	Mike Martin	DT	Michigan
4	115	Coty Sensabaugh	CB	Clemson
5a	145	Taylor Thompson	TE	Southern Methodist
5b	155	(traded to Miami)		
6	190	Markelle Martin	S	Oklahoma State
7a	211	Scott Solomon	DE	Rice
7b	227	(traded to Miami)		

Draft Notes

- 5a – Pick acquired in trade with Miami for 5b and 7b
- 7a – Pick acquired in trade with Minnesota for a sixth-round choice in 2013

2011

Rd.	Pick	Player	Pos.	College
1	8	Jake Locker	QB	Washington
2	39	Akeem Ayers	LB	UCLA
3	77	Jurrell Casey	DT	Southern California
4a	109	Colin McCarthy	LB	Miami (Fla.)
4b	130	Jamie Harper	RB	Clemson
5	142	Karl Klug	DL	Iowa
6	175	Byron Stingily	T	Louisville
7a	212	Zach Clayton	DT	Auburn
7b	251	Tommie Campbell	DB	California (Pa.)

Draft Notes

- 4b, 7b – Awarded as compensatory selections

2010

Rd.	Pick	Player	Pos.	College
1	16	Derrick Morgan	DE	Georgia Tech
2	47	(traded to New England)		
3a	77	Damian Williams	WR	Southern California
3b	97	Rennie Curran	LB	Georgia
4a	104	Alterraun Verner	CB	UCLA
4b	111	(traded to Seattle)		
5	148	Robert Johnson	S	Utah
6a	176	Rusty Smith	QB	Florida Atlantic
6b	185	(traded to Seattle)		
6c	207	Myron Rolle	S	Florida State
7a	222	Marc Mariani	WR	Montana
7b	241	David Howard	DT	Brown

Draft Notes

- 3b, 6c, 7b – Awarded as compensatory selections
- 2 – Traded to New England in 2009 (see 2009 3a)
- 4a, 6a – Picks acquired in trade with Seattle for RB LenDale White, DT Kevin Vickerson, 4b and 6b

2009

Rd.	Pick	Player	Pos.	College
1	30	Kenny Britt	WR	Rutgers
2	62	Sen'Derrick Marks	DT	Auburn
3a	89	Jared Cook	TE	South Carolina
3b	94	Ryan Mouton	CB	Hawaii
4a	130	Gerald McRath	LB	Southern Mississippi
4b	135	Troy Kropog	T/G	Tulane
5a	166	(Traded to Dallas)		
5b	173	Javon Ringer	RB	Michigan State
6a	203	Jason McCourty	CB	Rutgers
6b	206	Dominique Edison	WR	Stephen F. Austin
7a	239	Ryan Durand	G	Syracuse
7b	242	Nick Schommer	S	North Dakota State

Draft Notes

- 4b, 5b, 6b, 7b – Awarded as compensatory selections
- 3a – Pick acquired in trade with New England for second round pick in 2010
- 5a – Pick traded to Dallas (see 2008 4c)

2008

Rd.	Pick	Player	Pos.	College
1	24	Chris Johnson	RB	East Carolina
2	54	Jason Jones	DL	Eastern Michigan
3	85	Craig Stevens	TE	California
4a	103	William Hayes	DE	Winston-Salem State
4b	124	(Traded to Washington)		
4c	126	Lavelle Hawkins	WR	California
4d	134	Stanford Kegl	LB	Purdue
5	157	(Traded to Washington)		
6	189	(Traded to Seattle)		
7	229	Cary Williams	CB	Washburn

Draft Notes

- 4d – Awarded as compensatory selection
- 4a – Pick acquired in trade with Washington for fourth round pick (#124 overall) and fifth round pick (#157 overall).
- 4b – Traded to Washington (see 4a)
- 4c – Pick acquired in trade with Dallas for Pacman Jones
- 5 – Pick traded to Washington (see 4a)
- 6 – Pick traded to Seattle for Bryce Fisher

2007

Rd.	Pick	Player	Pos.	College
1	19	Michael Griffi	S	Texas
2	50	Chris Henry	RB	Arizona
3	80	Paul Williams	WR	Fresno State
4a	115	Leroy Harris	G/C	N.C. State
4b	128	Chris Davis	WR	Florida State

1995-2017 DRAFT SELECTIONS

5	152	Antonio Johnson	DT	Mississippi State
6a	188	Joel Filani	WR	Texas Tech
6b	204	Jacob Ford	DE	Central Arkansas
6c	206	Ryan Smith	CB	Florida
7	223	Mike Otto	T	Purdue

Draft Notes

- 4b – Pick acquired in trade with Baltimore for Steve McNair in 2006.
- 6b – Pick acquired in trade with San Diego for Billy Volek in 2006.
- 6c – Pick acquired in trade with Indianapolis for seventh round pick (#238 overall) in 2006. That selection was originally obtained from Indianapolis for Rocky Calmus.

2006

Rd.	Pick	Player	Pos.	College
1	3	Vince Young	QB	Texas
2a	39	(Traded to Philadelphia)		
2b	45	LenDale White	RB	Southern California
3	70	(Traded to Buffalo)		
4a	102	Calvin Lowry	S	Penn State
4b	116	Stephen Tulloch	LB	N.C. State
5a	137	Terna Nande	LB	Miami (Ohio)
5b	169	Jesse Mahelona	DT	Tennessee
6	172	Jonathan Orr	WR	Wisconsin
7a	215	Cortland Finnegan	CB	Samford
7b	238	(Traded to Indianapolis)		
7c	245	Spencer Toone	LB	Utah
7d	246	Quinton Ganther	RB	Utah

Draft Notes

- 5b, 7c and 7d – awarded as compensatory selections
- 2a – Pick traded to Philadelphia (see 2b)
- 2b – Pick acquired from Philadelphia along with 2006 fourth round pick (116 overall) for the Titans second round pick (39 overall)
- 3 – Pick traded to Buffalo for RB Travis Henry in 2005
- 7b – Pick acquired from Indianapolis for LB Rocky Calmus in 2005 and traded back to Indianapolis for sixth round selection in 2007

2005

Rd.	Pick	Player	Pos.	College
1	6	Adam Jones	CB	West Virginia
2a	37	(Traded to Detroit)		
2b	41	Michael Roos	T	Eastern Washington
3a	68	Courtney Roby	WR	Indiana
3b	96	Brandon Jones	WR	Oklahoma
4a	108	Vincent Fuller	S	Virginia Tech
4b	113	David Stewart	T	Mississippi State
4c	136	Roydell Williams	WR	Tulane
5a	142	Damien Nash	RB	Missouri
5b	150	Daniel Loper	T	Texas Tech
6	179	Bo Scaife	TE	Texas
7	218	Reynaldo Hill	CB	Florida

Draft Notes

- 3b and 4c – awarded as compensatory selections
- 2a – Pick traded to Detroit (see 2b)
- 2b – Pick acquired from Detroit along with 2005 fourth round pick (113 overall) for the Titans second round pick (37 overall)
- 4b – Pick acquired from Detroit (see 2b)
- 5b – Pick acquired from Kansas City for DE Carlos Hall

2004

Rd.	Pick	Player	Pos.	College
1	27	(Traded to Houston)		
2a	40	Ben Troupe	TE	Florida
2b	42	Travis LaBoy	DE	Hawaii
2c	57	Antwan Odom	DE	Alabama
3a	71	Randy Starks	DT	Maryland
3b	92	Rich Gardner	CB	Penn State
4a	103	Bo Schobel	DE	TCU
4b	124	Michael Waddell	CB	North Carolina

5a	138	Jacob Bell	G	Miami (Ohio)
5b	159	(Traded to Houston)		
5c	165	Robert Reynolds	LB	Ohio State
6	191	Troy Fleming	RB	Tennessee
7a	230	Jared Clauss	DT	Iowa
7b	239	Eugene Amano	C	S.E. Missouri State
7c	241	Sean McHugh	TE	Penn State

Draft Notes

- 5c, 7b, 7c – awarded as compensatory selections
- 1 – Pick traded to Houston (see 2a)
- 2a – Pick acquired from Houston along with 2004 third round pick (71 overall), fourth round pick (103 overall) and fifth round pick (138 overall) for the Titans 2004 first round pick (27 overall) and fifth round pick (159 overall)
- 2b – Pick acquired from New York Jets for WR Justin McCariens
- 3a – Pick acquired in Houston trade (see 2a)
- 4a – Pick acquired in Houston trade (see 2a)
- 5a – Pick acquired in Houston trade (see 2a)
- 5b – Pick traded to Houston (see 2a)

2003

Rd.	Pick	Player	Pos.	College
1	28	Andre Woolfolk	CB	Oklahoma
2	60	Tyrone Calico	WR	Middle Tennessee State
3	93	Chris Brown	RB	Colorado
4	126	Rien Long	DT	Washington State
5a	154	Donnie Nickey	S	Ohio State
5b	164	(Traded to New England)		
6	201	(Traded to New England)		
7a	225	Todd Williams	T	Florida State
7b	243	(Traded to New England)		

Draft Notes

- 5a – Pick acquired from New England along with 2003 seventh round pick (225 overall) for the Titans 2003 fifth round pick (164 overall), sixth round pick (201 overall) and seventh round pick (243 overall)
- 5b – Pick traded to New England (see 5a)
- 6 – Pick traded to New England (see 5a)
- 7a – Pick acquired in New England trade (see 5a)
- 7b – Pick traded to New England (see 5a)

2002

Rd.	Pick	Player	Pos.	College
1a	14	(Traded to N.Y. Giants)		
1b	15	Albert Haynesworth	DT	Tennessee
2	45	Tank Williams	S	Stanford
3	77	Rocky Calmus	LB	Oklahoma
4a	110	Mike Echols	CB	Wisconsin
4b	115	Tony Beckham	CB	Wisconsin-Stout
4c	133	Rocky Boiman	LB	Notre Dame
5	151	Jake Schifino	WR	Akron
6	187	Justin Hartwig	G	Kansas
7a	225	Darrell Hill	WR	Northern Illinois
7b	240	Carlos Hall	DE	Arkansas

Draft Notes

- 4c – awarded as compensatory selection
- 1a – Pick traded to N.Y. Giants (see 1b)
- 1b – Pick acquired from the New York Giants along with 2002 fourth round pick (115 overall) for the Titans 2002 first round pick (14 overall)
- 4b – Pick acquired in Giants trade (see 1b)
- 7b – Pick acquired from Green Bay for DT Rod Walker

2001

Rd.	Pick	Player	Pos.	College
1	29	(Traded to St. Louis)		
2	60	Andre Dyson	CB	Utah
3	90	Shad Meier	TE	Kansas State
4	124	Justin McCareins	WR	Northern Illinois
5	159	Eddie Berlin	WR	Northern Iowa
6a	192	Dan Alexander	RB	Nebraska

1995-2017 DRAFT SELECTIONS

6b	199	Adam Haayer	T	Minnesota
7a	229	(Traded to Oakland)		
7b	232	Keith Adams	LB	Clemson

Draft Notes

- 6b, 7b – awarded as compensatory selections
- 1 – Pick traded to St. Louis for DE Kevin Carter
- 7a – Pick traded to Oakland for C Gennaro DiNapoli

2000

Rd.	Pick	Player	Pos.	College
1	30	Keith Bulluck	LB	Syracuse
3a	68	Erron Kinney	TE	Florida
3b	93	Byron Frisch	DE	Brigham Young
4a	124	Bobby Myers	S	Wisconsin
4b	128	Peter Sirmon	LB	Oregon
5a	135	Aric Morris	S	Michigan State
5b	160	Frank Chamberlin	LB	Boston College
6	197	Robaire Smith	DE	Michigan State
7a	213	Mike Green	RB	Houston
7b	237	Wes Shivers	T	Mississippi State

Draft Notes

- 4b – awarded as compensatory selection
- 7a – Pick acquired from Chicago for LB Lemanski Hall

1999

Rd.	Pick	Player	Pos.	College
1	16	Jevon Kearse	DE	Florida
2a	46	(Traded to New England)		
2b	52	John Thornton	DT	West Virginia
3	81	Zach Piller	G	Florida
4a	114	Brad Ware	S	Auburn
4b	117	Donald Mitchell	CB	Southern Methodist
5	151	Kevin Daft	QB	California-Davis
6	186	Darran Hall	WR	Colorado State
7	222	Phil Glover	LB	Utah

Draft Notes

- 2a – Pick traded to New England (see 2b)
- 2b – Pick acquired from New England along with 1999 fourth round pick (117 overall) for Titans 1999 second round pick (46 overall)
- 4b – Pick acquired in New England trade (see 2b)

1998

Rd.	Pick	Player	Pos.	College
1	16	Kevin Dyson	WR	Utah
2	46	Samari Rolle	CB	Florida State
3	77	Dainon Sidney	CB	Alabama-Birmingham
4	107	Joe Salave'a	DT	Arizona
5	139	Benji Olson	G	Washington
6	168	Lee Wiggins	DB	South Carolina
7a	205	Jimmy Sprotte	LB	Arizona
7b	229	Kevin Long	C	Florida State

Draft Notes

- 7b – awarded as a compensatory selection

1997

Rd.	Pick	Player	Pos.	College
1a	13	(Traded to Kansas City)		
1b	18	Kenny Holmes	DE	Miami (Fla.)
2	46	Joey Kent	WR	Tennessee
3a	75	Denard Walker	CB	LSU
3b	81	Scott Sanderson	T	Washington State
4a	98	Derrick Mason	WR	Michigan State
4b	107	Pratt Lyons	DE	Troy State
4c	110	(Traded to Kansas City)		
4d	116	(Traded to New Orleans)		
5a	132	(Traded to Washington)		
5b	143	George McCullough	DB	Baylor

6a	165	(Traded to New Orleans)		
6b	179	(Traded to St. Louis)		
6c	181	Dennis Stallings	LB	Illinois
7	216	Armon Williams	DB	Arizona

Draft Notes

- 1a – Pick traded to Kansas City (see 1b)
- 1b – Pick acquired from Kansas City along with 1997 third round pick (81 overall), fourth round pick (116 overall) and sixth round pick (181 overall) for Oilers 1997 first round pick (13 overall) and fourth round pick (110 overall)
- 3b – Pick acquired from Kansas City (see 1b)
- 4a – Pick acquired from Atlanta along with 1997 sixth round pick (165 overall) for QB Chris Chandler
- 4b – Pick acquired from New Orleans for Oilers 1997 fourth round pick (116 overall) and sixth round pick (165 overall)
- 4c – Pick traded to Kansas City (see 1b)
- 4d – Pick acquired from Kansas City (see 1b) and traded to New Orleans (see 4b)
- 5a – Pick traded to Washington
- 6a – Pick acquired from Atlanta (see 4a) and traded to New Orleans (see 4b)
- 6b – Pick traded to St. Louis for DE Robert Young
- 6c – Pick acquired from Kansas City (see 1b)

1996

Rd.	Pick	Player	Pos.	College
1a	9	(Traded to Oakland)		
1b	14	Eddie George	RB	Ohio State
1c	17	(Traded to Seattle)		
2a	38	Bryant Mix	DE	Alcorn State
2b	48	Jason Layman	G	Tennessee
3	74	Terry Killens	LB	Penn State
4a	107	Kendrick Burton	DE	Alabama
4b	109	Jon Runyan	T	Michigan
5	143	Rayna Stewart	DB	Northern Arizona
6	177	Anthony Dorsett	LB	Pittsburgh
7	218	Mike Archie	RB	Penn State

Draft Notes

- 1a – Pick traded to Oakland for Raiders 1996 first round pick (17 overall), second round pick (48 overall) and fourth round pick (109 overall)
- 1b – Pick acquired from Seattle for Oilers 1996 first round pick (17 overall) and Oilers DT Glenn Montgomery
- 1c – Pick acquired from Oakland (see 1a) and traded to Seattle (see 1b)
- 2b – Pick acquired in Oakland trade (see 1a)
- 4b – Pick acquired in Oakland trade (see 1a)

1995

Rd.	Pick	Player	Pos.	College
1	3	Steve McNair	QB	Alcorn State
2	35	Anthony Cook	DT	South Carolina State
3a	67	Chris Sanders	WR	Ohio State
3b	89	Rodney Thomas	RB	Texas A&M
3c	95	Torey Hunter	DB	Washington State
4	101	Michael Roan	TE	Wisconsin
5a	137	(Awarded to Washington)		
5b	159	Gary Walker	DE	Auburn
6	174	Hicham El-Mashtoub	C	Arizona
7	211	C.J. Richardson	DB	Miami (Fla.)

Draft Notes

- 3c – awarded as a compensatory selection
- 3b – Pick acquired from Minnesota along with 1994 fourth round pick (119 overall) for QB Warren Moon
- 5a – Pick to Washington in Wilbur Marshall ruling
- 5b – Pick awarded as compensation from New England for restricted free agent DE Tim Roberts

TITANS TRADE HISTORY SINCE 1997

2017 TRADES

Trade Date/Teams	Compensation	Overall	Player Selected	Note
1. April 28, 2017 (Draft Day Trade)				
New England Receives:	Draft Choice:	Round 3, 2017	#83	DE Derek Rivers
	Draft Choice:	Round 4, 2017	#124	LB Jalen Reeves-Maybin
Tennessee Receives:	Draft Choice:	Round 3, 2017	#72	WR Taywan Taylor
	Draft Choice:	Round 6, 2017	#200	T Adam Bisnowaty
				Pick traded to Detroit
				Pick originally from Carolina
				Pick traded to N.Y. Giants; originally from Indianapolis
2. April 29, 2017 (Draft Day Trade)				
Philadelphia Receives:	Draft Choice:	Round 5, 2017	#164	G Isaac Asiata
	Draft Choice:	Round 6, 2017	#214	DT Elijah Qualls
Tennessee Receives:	Draft Choice:	Round 5, 2017	#155	LB Jayon Brown
				Pick traded to Miami
				Pick originally from Atlanta
3. April 29, 2017 (Draft Day Trade)				
N.Y. Giants Receive:	Draft Choice:	Round 6, 2017	#200	T Adam Bisnowaty
				Pick originally from Indianapolis through New England
Tennessee Receives:	Draft Choice:	Round 6, 2017	#207	DB Brandon Wilson
	Draft Choice:	Round 7, 2017	#241	RB Khalfani Muhammad
				Pick traded to Cincinnati
4. April 29, 2017 (Draft Day Trade)				
Cincinnati Receives:	Draft Choice:	Round 6, 2017	#207	DB Brandon Wilson
Tennessee Receives:	Draft Choice:	Round 6, 2017	#217	OL Corey Levin
	Draft Choice:	Round 7, 2017	#227	OLB Josh Carraway
				Pick originally from N.Y. Giants
				Compensatory pick
5. Sept. 1, 2017				
Tennessee Receives:	Player:	DE David King		
Kansas City Receives:	Draft Choice:	Round 7, 2018		Conditional Draft Choice

2016 TRADES

Trade Date/Teams	Compensation	Overall	Player Selected	Note
1. March 9, 2016				
Philadelphia Receives:	Draft Choice:	Round 4, 2016	#100	QB Connor Cook
				Pick traded from Philadelphia to Cleveland to Oakland
Tennessee Receives:	Player:	RB DeMarco Murray		
	Draft Choice:	Round 4, 2016	#113	LB Nick Kwiatkoski
				Pick traded from Tennessee to Los Angeles to Chicago
2. April 14, 2016				
Los Angeles Receives:	Draft Choice:	Round 1, 2016	#1	QB Jared Goff
	Draft Choice:	Round 4, 2016	#113	LB Nick Kwiatkoski
				Pick originally from Philadelphia; traded from Los Angeles to Chicago
Tennessee Receives:	Draft Choice:	Round 6, 2016	#177	TE Temarrick Hemingway
	Draft Choice:	Round 1, 2016	#15	WR Corey Coleman
	Draft Choice:	Round 2, 2016	#43	DL Austin Johnson
	Draft Choice:	Round 2, 2016	#45	RB Derrick Henry
	Draft Choice:	Round 3, 2016	#76	T Shon Coleman
	Draft Choice:	Round 1, 2017	#5	WR Corey Davis
	Draft Choice:	Round 3, 2017	#100	TE Jonnu Smith
				Pick traded from Tennessee to Cleveland
				Pick originally from Philadelphia
				Pick traded from Tennessee to Cleveland
				Compensatory pick
3. April 28, 2016 (Draft Day Trade)				
Cleveland Receives:	Draft Choice:	Round 1, 2016	#15	WR Corey Coleman
	Draft Choice:	Round 3, 2016	#76	T Shon Coleman
	Draft Choice:	Round 2, 2017	#52	QB DeShone Kizer
Tennessee Receives:	Draft Choice:	Round 1, 2016	#8	T Jack Conklin
				Pick originally from Miami through Philadelphia
	Draft Choice:	Round 6, 2016	#176	RB Andy Janovich
				Pick traded from Tennessee to Denver
4. April 30, 2016 (Draft Day Trade)				
Denver Receives:	Draft Choice:	Round 6, 2016	#176	RB Andy Janovich
	Draft Choice:	Round 6, 2017	#203	RB De'Angelo Henderson
Tennessee Receives:	Draft Choice:	Round 5, 2016	#157	CB LeShaun Sims
	Draft Choice:	Round 7, 2016	#253	CB Kalan Reed
				Pick originally from N.Y. Jets
5. Aug. 16, 2016				

TITANS TRADE HISTORY SINCE 1997

Tennessee Receives: Player: G/T Dennis Kelly
 Philadelphia Receives: Player: WR Dorial Green-Beckham

2015 TRADES

Trade Date/Teams	Compensation	Overall	Player Selected	Note
1. May 1, 2015 (Draft Day Trade)				
New York Giants Receive:	Draft Choice:	Round 2, 2015	#33	S Landon Collins
Tennessee Receives:	Draft Choice:	Round 2, 2015	#40	WR Dorial Green-Beckham
	Draft Choice:	Round 4, 2015	#108	FB Jalston Fowler
	Draft Choice:	Round 7, 2015	#245	WR Tre McBride
				Pick originally from Denver
2. Sept. 4, 2015				
Atlanta Receives:	Player:	G Andy Levitre		
Tennessee Receives:	Draft Choice:	Round 6, 2016	#193	G Sebastian Tretola
	Draft Choice:	Round 6, 2017	#214	DT Elijah Qualls
				Pick traded to Philadelphia
3. Sept. 6, 2015				
Cleveland Receives:	Draft Choice:	Conditional 2016 Pick	(none)	Conditions not met for Cleveland to receive pick
Tennessee Receives:	Player:	RB Terrance West		

2014 TRADES

Trade Date/Teams	Compensation	Overall	Player Selected	Note
1. May 9, 2014 (Draft Day Trade)				
Philadelphia Receives:	Draft Choice:	Round 2, 2014	#42	WR Jordan Matthews
Tennessee Receives:	Draft Choice:	Round 2, 2014	#54	RB Bishop Sankey
	Draft Choice:	Round 4, 2014	#122	DB Marqueston Huff
2. May 10, 2014 (Draft Day Trade)				
Washington Receives:	Draft Choice:	Round 6, 2014	#186	RB Lache Seastrunk
	Draft Choice:	Round 7, 2014	#228	K Zach Hocker
Tennessee Receives:	Draft Choice:	Round 6, 2014	#178	QB Zach Mettenberger
3. Aug. 30, 2014				
Dallas Receives:	Player:	DE Lavar Edwards		
Tennessee Receives:	Draft Choice:	Conditional 2015 Pick	(none)	Conditions not met for Tennessee to receive pick
4. Oct. 22, 2014				
New England Receives:	Player:	LB Akeem Ayers		
	Draft Choice:	Round 7, 2015	#219	ILB Hayes Pullard
Tennessee Receives:	Draft Choice:	Round 6, 2015	#208	C Andy Gallik
				Pick by Cleveland after trade from New England

2013 TRADES

Trade Date/Teams	Compensation	Overall	Player Selected	Note
1. April 26, 2013 (Draft Day Trade)				
San Francisco Receives:	Draft Choice:	Round 2, 2013	#40	DE Cornelius Carradine
	Draft Choice:	Round 7, 2013	#216	WR Charles Johnson
	Draft Choice:	Round 3, 2014	#77	LB Chris Borland
Tennessee Receives:	Draft Choice:	Round 2, 2013	#34	WR Justin Hunter
				Pick by Green Bay after trade from SF

2012 TRADES

Trade Date/Teams	Compensation	Overall	Player Selected	Note
1. April 28, 2012 (Draft Day Trade)				
Miami Receives:	Draft Choice:	Round 5, 2012	#155	LB Josh Kaddu
	Draft Choice:	Round 7, 2012	#227	WR Rishard Matthews
Tennessee Receives:	Draft Choice:	Round 5, 2012	#145	TE Taylor Thompson
2. April 28, 2012 (Draft Day Trade)				
Minnesota Receives:	Draft Choice:	Round 6, 2013	#176	T David Quessenberry
Tennessee Receives:	Draft Choice:	Round 7, 2012	#211	DE Scott Solomon
				Pick by Houston after trade from MIN to AZ to OAK to HOU

2011 TRADES

Trade Date/Teams	Compensation	Overall	Player Selected	Note
------------------	--------------	---------	-----------------	------

TITANS TRADE HISTORY SINCE 1997

1. Sept. 3, 2011

Green Bay Receives: Draft Choice: Conditional 2012 Pick (none) Conditions not met for Green Bay to receive pick
 Tennessee Receives: Player: FB Quinn Johnson

2010 TRADES

Trade Date/Teams	Compensation	Overall	Player Selected	Note
1. April 24, 2010 (Draft Day Trade)				
Seattle Receives:	Draft Choice:	Round 4, 2010	#111	DB Walter Thurmond
	Draft Choice:	Round 6, 2010	#185	TE Anthony McCoy
	Player:	RB LenDale White		
	Player:	DT Kevin Vickerson		
Tennessee Receives:	Draft Choice:	Round 4, 2010	#104	CB Alterraun Verner
	Draft Choice:	Round 6, 2010	#176	QB Rusty Smith

2009 TRADES

Trade Date/Teams	Compensation	Overall	Player Selected	Note
1. April 26, 2009 (Draft Day)				
New England Receives:	Draft Choice:	Round 2, 2010	#47	LB Daryl Washington
Tennessee Receives:	Draft Choice:	Round 3, 2009	#89	TE Jared Cook
				Pick later traded to Arizona

2008 TRADES

Trade Date/Teams	Compensation	Overall	Player Selected	Note
1. April 26, 2008 (Draft Day)				
Dallas Receives:	Player:	CB Pacman Jones		
	Draft Choice:	Round 5, 2009	#166	DB Michael Hamlin
Tennessee Receives:	Draft Choice:	Round 4, 2008	#126	WR Lavelle Hawkins
2. April 27, 2008 (Draft Day)				
Washington Receives:	Draft Choices:	Round 4, 2008	#124	CB Justin Tryon
	Draft Choice:	Round 5, 2008	#157	G Roy Schuening
Tennessee Receives:	Draft Choice:	Round 4, 2008	#103	DE William Hayes
				Pick later traded to St. Louis
				Pick originally from Atlanta

2007 TRADES

Trade Date/Teams	Compensation	Overall	Player Selected	Note
1. Sept. 11, 2007				
Seattle Receives:	Draft Choice:	Round 6, 2008	#189	LS Tyler Schmitt
Tennessee Receives:	Player:	DE Bryce Fisher		

2006 TRADES

Trade Date/Teams	Compensation	Overall	Player Selected	Note
1. April 29, 2006 (Draft Day)				
Philadelphia Receives:	Draft Choice:	Round 2, 2006	#39	T Winston Justice
Tennessee Receives:	Draft Choice:	Round 2, 2006	#45	RB LenDale White
	Draft Choice:	Round 4, 2006	#116	LB Stephen Tulloch
2. April 30, 2006 (Draft Day)				
Indianapolis Receives:	Draft Choice:	Round 7, 2006	#238	CB T.J. Rushing
Tennessee Receives:	Draft Choice:	Round 6, 2007	#206	CB Ryan Smith
				Pick originally obtained from Ind. for Rocky Calmus
3. June 9, 2006				
Baltimore Receives:	Player:	QB Steve McNair		
Tennessee Receives:	Draft Choice:	Round 4, 2007	#128	WR Chris Davis
4. Sept. 20, 2006				
San Diego Receives:	Player:	QB Billy Volek		
Tennessee Receives:	Draft Choice:	Round 6, 2007	#204	DE Jacob Ford

2005 TRADES

Trade Date/Teams	Compensation	Overall	Player Selected	Note
1. April 6, 2005				
Kansas City Receives:	Player:	DE Carlos Hall		

TITANS TRADE HISTORY SINCE 1997

Tennessee Receives: Draft Choice: Round 5, 2005 #150 T Daniel Loper

2. April 23, 2005 (Draft Day)

Detroit Receives: Draft Choice: Round 2, 2005 #37 DE Shaun Cody
 Tennessee Receives: Draft Choice: Round 2, 2005 #41 T Michael Roos
 Draft Choice: Round 4, 2005 #113 T David Stewart

3. July 19, 2005

Buffal Receives: Draft Choice: Round 3, 2006 #70 CB Ashton Youboty
 Tennessee Receives: Player: RB Travis Henry

4. Sept. 3, 2005

Indianapolis Receives: Player: LB Rocky Calmus
 Tennessee Receives: Draft Choice: Round 7, 2006 #238 CB T.J. Rushing Pick traded back to Ind. on April 30, 2006

2004 TRADES

Trade Date/Teams	Compensation	Overall	Player Selected	Note
1. March 8, 2004				
New York Jets Receive:	Player:		WR Justin McCareins	
Tennessee Receives:	Draft Choice:	Round 2, 2004 #42	DE Travis LaBoy	
2. April 24, 2004 (Draft Day)				
Houston Receives:	Draft Choice:	Round 1, 2004 #27	DE Jason Babin	
	Draft Choice:	Round 5, 2004 #159	T Sean Babin	Pick later traded to Jacksonville
Tennessee Receives:	Draft Choice:	Round 2, 2004 #40	TE Ben Troupe	
	Draft Choice:	Round 3, 2004 #71	DT Randy Starks	
	Draft Choice:	Round 4, 2004 #103	DE Bo Schobel	
	Draft Choice:	Round 5, 2004 #138	G Jacob Bell	

2003 TRADES

Trade Date/Teams	Compensation	Overall	Player Selected	Note
1. April 27, 2003 (Draft Day)				
New England Receives:	Draft Choice:	Round 5, 2003 #164	C Dan Koppen	
	Draft Choice:	Round 6, 2003 #201	QB Kliff Kingsbury	
	Draft Choice:	Round 7, 2003 #243	DT Ethan Kelley	
Tennessee Receives:	Draft Choice:	Round 5, 2003 #154	S Donnie Nickey	Pick originally from Houston
	Draft Choice:	Round 7, 2003 #225	T Todd Williams	Pick originally from St. Louis

2002 TRADES

Trade Date/Teams	Compensation	Overall	Player Selected	Note
1. April 20, 2002 (Draft Day)				
N.Y. Giants Receive:	Draft Choice:	Round 1, 2002 #14	TE Jeremy Shockey	
Tennessee Receives:	Draft Choice:	Round 1, 2002 #15	DT Albert Haynesworth	
	Draft Choice:	Round 4, 2002 #115	CB Tony Beckham	

2001 TRADES

Trade Date/Teams	Compensation	Overall	Player Selected	Note
1. April 4, 2001				
St. Louis Receives:	Draft Choice:	Round 1, 2001 #29	DT Ryan Pickett	
Tennessee Receives:	Player:		DE Kevin Carter	
2. Sept. 2, 2001				
Green Bay Receives:	Player:		DT Rod Walker	
Tennessee Receives:	Draft Choice:	Round 7, 2002 #240	DE Carlos Hall	
3. Sept. 2, 2001				
Carolina Receives:	Player:		S Perry Phenix	
Tennessee Receives:	Draft Choice:	Conditional Future Pick	(none)	Conditions not met for Tennessee to receive pick

2000 TRADES

Trade Date/Teams	Compensation	Overall	Player Selected	Note
1. April 15, 2000 (Draft Day)				

TITANS TRADE HISTORY SINCE 1997

Philadelphia Receives:	Draft Choice:	Round 2, 2000	#61	G Bobby Williams
Tennessee Receives:	Draft Choice:	Round 3, 2000	#68	TE Erron Kinney
	Draft Choice:	Round 5, 2000	#135	S Aric Morris

2. Aug. 27, 2000

Oakland Receives:	Draft Choice:	Round 7, 2001	#229	WR Ken-Yon Rambo
Tennessee Receives:	Player:	C Gennaro DiNapoli		

1999 TRADES

Trade Date/Teams	Compensation	Overall	Player Selected	Note
1. April 17, 1999 (Draft Day)				
New England Receives:	Draft Choice:	Round 2, 1999	#46	RB Kevin Faulk
Tennessee Receives:	Draft Choice:	Round 2, 1999	#52	DT John Thornton
	Draft Choice:	Round 4, 1999	#117	CB Donald Mitchell

1998 TRADES

Trade Date/Teams	Compensation	Overall	Player Selected	Note
1. Sept. 1, 1998				
Chicago Receives:	Player:	LB Lemanski Hall		
Tennessee Receives:	Draft Choice:	Round 7, 2000	#213	RB Mike Green



The Titans acquired running back DeMarco Murray in a trade in 2016.

FREE AGENCY HISTORY 1995-2017

2017

Players Signed (8)

LB Daren Bates (Oakland)
S Johnathan Cyprien (Jacksonville)
CB Demontre Hurst (Chicago)
OL Tim Lelito (New Orleans)
CB Logan Ryan (New England)
S Brynden Trawick (Oakland)
KR/WR Eric Weems (Atlanta)
NT Sylvester Williams (Denver)

Players Lost (9)

LB David Bass (Seattle)
T/G Byron Bell (Dallas)
CB Valentino Blake (N.Y. Giants)
TE Anthony Fasano (Miami)
C/G Brian Schwenke (Indianapolis)
LB Sean Spence (Indianapolis)
S Daimion Staffor (Pittsburgh)
G Chance Warmack (Philadelphia)
WR Kendall Wright (Chicago)

2016

Players Signed (7)

CB Brice McCain (Miami)
C Ben Jones (Houston)
QB Matt Cassel (Dallas)
WR Rishard Matthews (Miami)
LB Sean Spence (Pittsburgh)
CB Antwon Blake (Pittsburgh)
S Rashad Johnson (Arizona)

Players Lost (5)

LB Zach Brown (Buffalo)
FB Steven Johnson (Pittsburgh)
OL Joe Looney (Dallas)
DT Mike Martin (Philadelphia)
CB Coty Sensabaugh (Los Angeles)

2015

Players Signed (7)

T Byron Bell (Carolina)
CB Perrish Cox (San Francisco)
WR Harry Douglas (Atlanta)
TE Anthony Fasano (Kansas City)
WR Hakeem Nicks (Indianapolis)
OLB Brian Orakpo (Washington)
S Da'Norris Searcy (Buffalo)

Players Lost (3)

CB Brandon Ghee (Cincinnati)
FB Collin Mooney (Atlanta)
WR Nate Washington (Houston)

2014

Players Signed (8)

RB Dexter McCluster (Kansas City)
DL Al Woods (Pittsburgh)
QB Charlie Whitehurst (San Diego)
LB Wesley Woodyard (Denver)
T Michael Oher (Baltimore)
LB Shaun Phillips (Denver)
G/C Eric Olsen (Pittsburgh)
WR Brian Robiskie (Atlanta)

Players Lost (4)

CB Alterraun Verner (Tampa Bay)
WR Damian Williams (Miami)
WR Kenny Britt (St. Louis)
QB Rusty Smith (N.Y. Giants)

2013

Players Signed (14)

S George Wilson (Buffalo)
LB Moise Fokou (Indianapolis)
RB Shonn Greene (N.Y. Jets)
DT Sammie Hill (Detroit)
G Andy Levitre (Buffalo)
TE Delanie Walker (San Francisco)
G/C Rob Turner (St. Louis)
QB Ryan Fitzpatrick (Buffalo)
S Bernard Pollard (Baltimore)
DE Ropati Pitoitua (Kansas City)
WR Kevin Walter (Houston)
C/G Chris Spencer (Chicago)
RB Jalen Parmele (Jacksonville)
DT Antonio Johnson (Indianapolis)

Players Lost (5)

TE Jared Cook (St. Louis)
LB Zac Diles (Kansas City)
G Leroy Harris (Detroit)
DT Sen'Derrick Marks (Jacksonville)
DE Jarius Wynn (San Diego)

2012

Players Signed (7)

G Steve Hutchinson (Minnesota)
DE Kamerion Wimbley (Oakland)
DE Leger Douzable (Jacksonville)
LB Zac Diles (Indianapolis)
G Kyle DeVan (Philadelphia)
C Jon Cooper (Minnesota)
S Aaron Francisco (Detroit)

Players Lost (6)

WR Donnie Avery (Indianapolis)
CB Cortland Finnegan (St. Louis)
S Chris Hope (Atlanta)
DE William Hayes (St. Louis)
DE Jason Jones (Seattle)
LB Barrett Ruud (Seattle)

2011

Players Signed (11)

QB Matt Hasselbeck (Seattle)
DT Shaun Smith (Kansas City)
TE Daniel Graham (Denver)
LB Barrett Ruud (Tampa Bay)
CB Frank Walker (Minnesota)
S Jordan Babineaux (Seattle)
T Pat McQuistan (Miami)
S Anthony Smith (Green Bay)
T Adam Terry (Jacksonville)
RB Kestahn Moore (Washington)
WR Kevin Curtis (Kansas City)

Players Lost (4)

DE Jason Babin (Philadelphia)
QB Kerry Collins (Indianapolis)
LB Stephen Tulloch (Detroit)
TE Bo Scaife (Cincinnati)

2010

Players Signed (6)

LB Will Witherspoon (Philadelphia)
P/K Ricky Schmitt (San Francisco)
DE Jason Babin (Philadelphia)
CB Tye Hill (Atlanta)
QB Chris Simms (Denver)
TE Sean Ryan (Washington)

Players Lost (2)

DE Kyle Vanden Bosch (Detroit)
TE Alge Crumpler (New England)

2009

Players Signed (5)

CB DeMarcus Faggins (Houston)
DT Jovan Haye (Tampa Bay)
WR Mark Jones (Carolina)
QB Patrick Ramsey (Denver)
WR Nate Washington (Pittsburgh)

Players Lost (6)

CB Chris Carr (Baltimore)
DT Albert Haynesworth (Washington)
WR Brandon Jones (San Francisco)
CB Eric King (Detroit)
T Daniel Loper (Detroit)
QB Chris Simms (Denver)

2008

Players Signed (7)

TE Dwayne Blakley (Atlanta)
CB Chris Carr (RFA-Oakland)
TE Alge Crumpler (Atlanta)
DE Jevon Kearse (Philadelphia)
WR Justin McCareins (N.Y. Jets)
OT Jake Scott (Indianapolis)
LB Josh Stamer (Buffalo)

Players Lost (8)

G Jacob Bell (St. Louis)
RB Chris Brown (Houston)
LB Gilbert Gardner (Detroit)
TE Ben Hartsock (Atlanta)
DE Travis LaBoy (Arizona)
DE Antwan Odom (Cincinnati)
DT Randy Starks (Miami)
TE Ben Troupe (Tampa Bay)

2007

Players Signed (6)

LB Ryan Fowler (RFA-Dallas)
WR Justin Gage (Chicago)
CB Nick Harper (Indianapolis)
CB Kelly Herndon (Seattle)
QB Tim Rattay (Tampa Bay)
S Bryan Scott (New Orleans)

Players Lost (3)

WR Drew Bennett (St. Louis)
DT Robaire Smith (Cleveland)
WR Bobby Wade (Minnesota)

2006

Players Signed (4)

WR David Givens (New England)
S Chris Hope (Pittsburgh)
C Kevin Mawae (N.Y. Jets)
LB David Thornton (Indianapolis)

Players Lost (4)

LB Rocky Boiman (Dallas)
C Justin Hartwig (Carolina)
LB Brad Kassell (N.Y. Jets)
S Tank Williams (Minnesota)

ALL-TIME HEAD COACHES SUMMARY

COACH	YEARS	WON	LOST	TIED	PCT.	PTS.	ALLOWED
Lou Rymkus*	1960-61	12	7	1	.625	546	414
Wally Lemm	1961, 1966-70	38	40	4	.487	1,785	1,702
Frank "Pop" Ivy	1962-63	17	12	0	.586	706	662
Sammy Baugh	1964	4	10	0	.285	310	355
Hugh "Bones" Taylor	1965	4	10	0	.285	298	429
Ed Hughes	1971	4	9	1	.321	251	330
Bill Peterson**	1972-73	1	18	0	.052	241	553
Sid Gillman	1973-74	8	15	0	.347	358	556
O.A. "Bum" Phillips	1975-80	59	38	0	.608	1,857	1,741
Ed Biles***	1981-83	8	23	0	.258	526	774
Chuck Studley	1983	2	8	0	.200	179	286
Hugh Campbell****	1984-85	8	22	0	.266	487	787
Jerry Glanville	1985-89	35	35	0	.500	1,535	1,637
Jack Pardee#	1990-94	44	35	0	.556	1,771	1,418
Jeff Fisher	1994-2010	147	126	0	.538	5,872	5,719
Mike Munchak	2011-13	22	26	0	.458	1,017	1,069
Ken Whisenhunt##	2014-15	3	20	0	.130	379	597
Mike Mularkey	2015-17	13	15	0	.464	641	711
TOTALS	1960-2017	429	469	6	.477	18,759	19,740

(includes postseason)

* Released after five games in 1961
 ** Released after five games in 1973

*** Resigned after six games in 1983
 **** Released after 14 games in 1985

Released after 10 games in 1994
 ## Released after seven games in 2015

ALL-TIME STARTING QUARTERBACK SUMMARY (REGULAR SEASON)

Quarterback	Seasons	Wins	Losses	Ties	Pct.	Quarterback	Seasons	Wins	Losses	Ties	Pct.
George Blanda	1960-66	44	38	0	.537	Brent Pease	1987-88	2	1	0	.667
Jacky Lee	1960-67	4	5	1	.450	Cody Carlson	1987-94	11	8	0	.579
Don Trull	1964-69	4	9	2	.333	Billy Joe Tolliver	1994	0	7	0	.000
Buddy Humphrey	1966	0	1	0	.000	Bucky Richardson	1992-94	1	3	0	.250
Pete Beathard	1967-69	15	11	0	.577	Chris Chandler	1995-96	11	14	0	.440
Bob Davis	1967-69	3	2	1	.583	Steve McNair	1995-05	76	55	0	.580
Charley Johnson	1970-71	3	11	0	.214	Neil O'Donnell	1999-03	6	2	0	.750
Jerry Rhome	1970	0	3	0	.000	Billy Volek	2000-06	3	7	0	.300
John Hadl	1970	0	0	1	.500	Matt Mauck	2005	0	1	0	.000
Dan Pastorini	1971-79	53	55	0	.491	Vince Young	2006-10	30	17	0	.638
Lynn Dickey	1971-74	2	7	1	.250	Kerry Collins	2006-10	15	17	0	.469
Kent Nix	1972	0	1	0	.000	Rusty Smith	2010-11	0	1	0	.000
John Hadl	1976-77	1	5	0	.167	Matt Hasselbeck	2011-12	11	10	0	.524
Giffor Nielsen	1978-83	3	11	0	.214	Jake Locker	2011-14	9	14	0	.391
Ken Stabler	1980-81	16	12	0	.571	Ryan Fitzpatrick	2013	3	6	0	.333
John Reaves	1981	1	1	0	.500	Charlie Whitehurst	2014	1	4	0	.200
Archie Manning	1982-83	0	8	0	.000	Zach Mettenberger	2014-15	0	10	0	.000
Oliver Luck	1982-86	3	6	0	.333	Marcus Mariota	2015-17	11	17	0	.392
Warren Moon	1984-93	70	69	0	.504	Matt Cassel	2016	1	0	0	1.000



YEAR-BY-YEAR STARTING QUARTERBACKS

2017 (0-1)

Date	W-L	Opponent	Starter
Sept. 10	L	Oakland	Mariota
Sept. 17	W	Jacksonville	Mariota
Sept. 24	W	Seattle	Mariota

Mariota (2-1)

2016 (9-7)

Date	W-L	Opponent	Starter
Sept. 11	L	Minnesota	Mariota
Sept. 18	W	at Detroit	Mariota
Sept. 25	L	Oakland	Mariota
Oct. 2	L	at Houston	Mariota
Oct. 9	W	at Miami	Mariota
Oct. 16	W	Cleveland	Mariota
Oct. 23	L	Indianapolis	Mariota
Oct. 27	W	Jacksonville	Mariota
Nov. 6	L	at San Diego	Mariota
Nov. 13	W	Green Bay	Mariota
Nov. 20	L	at Indianapolis	Mariota
Nov. 27	W	at Chicago	Mariota
Dec. 11	W	Denver	Mariota
Dec. 18	W	at Kansas City	Mariota
Dec. 24	L	at Jacksonville	Mariota
Jan. 1	W	Houston	Cassel

Mariota (8-7), Cassel (1-0)

2015 (3-13)

Date	W-L	Opponent	Starter
Sept. 13	W	at Tampa Bay	Mariota
Sept. 20	L	at Cleveland	Mariota
Sept. 27	L	Indianapolis	Mariota
Oct. 11	L	Buffalo	Mariota
Oct. 18	L	Miami	Mariota
Oct. 25	L	Atlanta	Mettenberger
Nov. 1	L	at Houston	Mettenberger
Nov. 8	W	at New Orleans	Mariota
Nov. 15	L	Carolina	Mariota
Nov. 19	L	at Jacksonville	Mariota
Nov. 29	L	Oakland	Mariota
Dec. 6	W	Jacksonville	Mariota
Dec. 13	L	at N.Y. Jets	Mariota
Dec. 20	L	at New England	Mariota
Dec. 27	L	Houston	Mettenberger
Jan. 3	L	at Indianapolis	Mettenberger

Mariota (3-9), Mettenberger (0-4)

2014 (2-14)

Date	W-L	Opponent	Starter
Sept. 7	W	at Kansas City	Locker
Sept. 14	L	Dallas	Locker
Sept. 21	L	at Cincinnati	Locker
Sept. 28	L	at Indianapolis	Whitehurst
Oct. 5	L	Cleveland	Locker
Oct. 12	W	Jacksonville	Whitehurst
Oct. 19	L	at Washington	Whitehurst
Oct. 26	L	Houston	Mettenberger
Nov. 9	L	at Baltimore	Mettenberger
Nov. 17	L	Pittsburgh	Mettenberger
Nov. 23	L	at Philadelphia	Mettenberger
Nov. 30	L	at Houston	Mettenberger
Dec. 7	L	N.Y. Giants	Mettenberger
Dec. 14	L	N.Y. Jets	Locker
Dec. 18	L	at Jacksonville	Whitehurst
Dec. 28	L	Indianapolis	Whitehurst

Locker (1-4), Whitehurst (1-4), Mettenberger (0-6)

2013 (7-9)

Date	W-L	Opponent	Starter
------	-----	----------	---------

Sept. 8	W	at Pittsburgh	Locker
Sept. 15	L	at Houston	Locker
Sept. 22	W	San Diego	Locker
Sept. 29	W	N.Y. Jets	Locker
Oct. 6	L	Kansas City	Fitzpatrick
Oct. 13	L	at Seattle	Fitzpatrick
Oct. 20	L	San Francisco	Locker
Nov. 3	W	at St. Louis	Locker
Nov. 10	L	Jacksonville	Locker
Nov. 14	L	Indianapolis	Fitzpatrick
Nov. 24	W	at Oakland	Fitzpatrick
Dec. 1	L	at Indianapolis	Fitzpatrick
Dec. 8	L	at Denver	Fitzpatrick
Dec. 15	L	Arizona	Fitzpatrick
Dec. 22	W	at Jacksonville	Fitzpatrick
Dec. 29	W	Houston	Fitzpatrick

Locker (4-3), Fitzpatrick (3-6)

2012 (6-10)

Date	W-L	Opponent	Starter
Sept. 9	L	New England	Locker
Sept. 16	L	at San Diego	Locker
Sept. 23	W	Detroit	Locker
Sept. 30	L	at Houston	Locker
Oct. 7	L	at Minnesota	Hasselbeck
Oct. 11	W	Pittsburgh	Hasselbeck
Oct. 21	W	at Buffalo	Hasselbeck
Oct. 28	L	Indianapolis	Hasselbeck
Nov. 4	L	Chicago	Hasselbeck
Nov. 11	W	at Miami	Locker
Nov. 25	L	at Jacksonville	Locker
Dec. 2	L	Houston	Locker
Dec. 9	L	at Indianapolis	Locker
Dec. 17	W	N.Y. Jets	Locker
Dec. 23	L	at Green Bay	Locker
Dec. 30	W	Jacksonville	Locker

Locker (4-7), Hasselbeck (2-3)

2011 (9-7)

Date	W-L	Opponent	Starter
Sept. 11	L	at Jacksonville	Hasselbeck
Sept. 18	W	Baltimore	Hasselbeck
Sept. 25	W	Denver	Hasselbeck
Oct. 2	W	at Cleveland	Hasselbeck
Oct. 9	L	at Pittsburgh	Hasselbeck
Oct. 23	L	Houston	Hasselbeck
Oct. 30	W	Indianapolis	Hasselbeck
Nov. 6	L	Cincinnati	Hasselbeck
Nov. 13	W	at Carolina	Hasselbeck
Nov. 20	L	at Atlanta	Hasselbeck
Nov. 27	W	Tampa Bay	Hasselbeck
Dec. 4	W	at Buffalo	Hasselbeck
Dec. 11	L	New Orleans	Hasselbeck
Dec. 18	L	at Indianapolis	Hasselbeck
Dec. 24	W	Jacksonville	Hasselbeck
Jan. 1	W	at Houston	Hasselbeck

Hasselbeck (9-7)

2010 (6-10)

Date	W-L	Opponent	Starter
Sept. 12	W	Oakland	Young
Sept. 19	L	Pittsburgh	Young
Sept. 26	W	at N.Y. Giants	Young
Oct. 3	L	Denver	Young
Oct. 10	W	at Dallas	Young
Oct. 18	W	at Jacksonville	Young
Oct. 24	W	Philadelphia	Collins
Oct. 31	L	at San Diego	Young
Nov. 14	L	at Miami	Collins
Nov. 21	L	Washington	Young
Nov. 28	L	at Houston	Smith

Dec. 5	L	Jacksonville	Collins
Dec. 9	L	Indianapolis	Collins
Dec. 19	W	Houston	Collins
Dec. 26	L	at Kansas City	Collins
Jan. 2	L	at Indianapolis	Collins

Young (4-4), Collins (2-5), Smith (0-1)

2009 (8-8)

Date	W-L	Opponent	Starter
Sept. 10	L	at Pittsburgh	Collins
Sept. 20	L	Houston	Collins
Sept. 27	L	at N.Y. Jets	Collins
Oct. 4	L	at Jacksonville	Collins
Oct. 11	L	Indianapolis	Collins
Oct. 18	L	at New England	Collins
Nov. 1	W	Jacksonville	Young
Nov. 8	W	at San Francisco	Young
Nov. 15	W	Buffalo	Young
Nov. 23	W	at Houston	Young
Nov. 29	W	Arizona	Young
Dec. 6	L	at Indianapolis	Young
Dec. 13	W	St. Louis	Young
Dec. 20	W	Miami	Young
Dec. 25	L	San Diego	Young
Jan. 3	W	at Seattle	Young

Young (8-2), Collins (0-6)

2008 (13-3)

Date	W-L	Opponent	Starter
Sept. 7	W	Jacksonville	Young
Sept. 14	W	at Cincinnati	Collins
Sept. 21	W	Houston	Collins
Sept. 28	W	Minnesota	Collins
Oct. 5	W	at Baltimore	Collins
Oct. 19	W	at Kansas City	Collins
Oct. 27	W	Indianapolis	Collins
Nov. 2	W	Green Bay	Collins
Nov. 9	W	at Chicago	Collins
Nov. 16	W	at Jacksonville	Collins
Nov. 23	L	N.Y. Jets	Collins
Nov. 27	W	at Detroit	Collins
Dec. 7	W	Cleveland	Collins
Dec. 14	L	at Houston	Collins
Dec. 21	W	Pittsburgh	Collins
Dec. 28	L	at Indianapolis	Collins

Divisional

Jan. 10	L (P)	Baltimore	Collins
---------	-------	-----------	---------

Young (1-0), Collins (12-3, 0-1)

2007 (10-6)

Date	W-L	Opponent	Starter
Sept. 9	W	at Jacksonville	Young
Sept. 16	L	Indianapolis	Young
Sept. 24	W	at New Orleans	Young
Oct. 7	W	Atlanta	Young
Oct. 14	L	at Tampa Bay	Young
Oct. 21	W	at Houston	Collins
Oct. 28	W	Oakland	Young
Nov. 4	W	Carolina	Young
Nov. 11	L	Jacksonville	Young
Nov. 19	L	at Denver	Young
Nov. 25	L	at Cincinnati	Young
Dec. 2	W	Houston	Young
Dec. 9	L	San Diego	Young
Dec. 16	W	at Kansas City	Young
Dec. 23	W	N.Y. Jets	Young
Dec. 30	W	at Indianapolis	Young

Wild Card

Jan. 6	L (P)	at San Diego	Young
--------	-------	--------------	-------

Young (9-6, 0-1), Collins (1-0)

YEAR-BY-YEAR STARTING QUARTERBACKS

2006 (8-8)

Date	W-L	Opponent	Starter
Sept. 10	L	N.Y. Jets	Collins
Sept. 17	L	at San Diego	Collins
Sept. 24	L	at Miami	Collins
Oct. 1	L	Dallas	Young
Oct. 8	L	at Indianapolis	Young
Oct. 15	W	at Washington	Young
Oct. 29	W	Houston	Young
Nov. 5	L	at Jacksonville	Young
Nov. 12	L	Baltimore	Young
Nov. 19	W	at Philadelphia	Young
Nov. 26	W	N.Y. Giants	Young
Dec. 3	W	Indianapolis	Young
Dec. 10	W	at Houston	Young
Dec. 17	W	Jacksonville	Young
Dec. 24	W	at Buffalo	Young
Dec. 31	L	New England	Young

Young (8-5), Collins (0-3)

2005 (4-12)

Date	W-L	Opponent	Starter
Sept. 11	L	at Pittsburgh	McNair
Sept. 18	W	Baltimore	McNair
Sept. 25	L	at St. Louis	McNair
Oct. 2	L	Indianapolis	McNair
Oct. 9	W	at Houston	McNair
Oct. 16	L	Cincinnati	McNair
Oct. 23	L	at Arizona	Volek
Oct. 30	L	Oakland	McNair
Nov. 6	L	at Cleveland	McNair
Nov. 20	L	Jacksonville	McNair
Nov. 27	W	San Francisco	McNair
Dec. 4	L	at Indianapolis	McNair
Dec. 11	W	Houston	McNair
Dec. 18	L	Seattle	McNair
Dec. 24	L	at Miami	McNair
Jan. 1	L	at Jacksonville	Mauck

McNair (4-10), Volek (0-1), Mauck (0-1)

2004 (5-11)

Date	W-L	Opponent	Starter
Sept. 11	W	at Miami	McNair
Sept. 19	L	Indianapolis	McNair
Sept. 26	L	Jacksonville	McNair
Oct. 3	L	at San Diego	Volek
Oct. 11	W	at Green Bay	McNair
Oct. 17	L	Houston	McNair
Oct. 24	L	at Minnesota	McNair
Oct. 31	W	Cincinnati	Volek
Nov. 14	L	Chicago	Volek
Nov. 21	W	at Jacksonville	McNair
Nov. 28	L	at Houston	McNair
Dec. 5	L	at Indianapolis	Volek
Dec. 13	L	Kansas City	Volek
Dec. 19	L	at Oakland	Volek
Dec. 25	L	Denver	Volek
Jan. 2	W	Detroit	Volek

Volek (2-6), McNair (3-5)

2003 (12-4)

Date	W-L	Opponent	Starter
Sept. 7	W	Oakland	McNair
Sept. 14	L	at Indianapolis	McNair
Sept. 21	W	New Orleans	McNair
Sept. 28	W	at Pittsburgh	McNair
Oct. 5	L	at New England	McNair
Oct. 12	W	Houston	McNair
Oct. 19	W	at Carolina	McNair
Oct. 26	W	at Jacksonville	McNair

Nov. 9	W	Miami	McNair
Nov. 16	W	Jacksonville	McNair
Nov. 23	W	at Atlanta	McNair
Dec. 1	L	at N.Y. Jets	McNair
Dec. 7	L	at Indianapolis	McNair
Dec. 14	W	Buffalo	Volek
Dec. 21	W	at Houston	McNair
Dec. 28	W	Tampa Bay	O'Donnell

Wild Card

Jan. 3	W (P)	at Baltimore	McNair
--------	-------	--------------	--------

Divisional

Jan. 10	L (P)	at New England	McNair
---------	-------	----------------	--------

McNair (10-4, 1-1), Volek (1-0), O'Donnell (1-0)

2002 (11-5)

Date	W-L	Opponent	Starter
Sept. 8	W	Philadelphia	McNair
Sept. 15	L	at Dallas	McNair
Sept. 22	L	Cleveland	McNair
Sept. 28	L	at Oakland	McNair
Oct. 6	L	Washington	McNair
Oct. 13	W	Jacksonville	McNair
Oct. 27	W	at Cincinnati	McNair
Nov. 3	W	at Indianapolis	McNair
Nov. 10	W	Houston	McNair
Nov. 17	W	Pittsburgh	McNair
Nov. 24	L	at Baltimore	McNair
Dec. 1	W	at N.Y. Giants	McNair
Dec. 8	W	Indianapolis	McNair
Dec. 16	W	New England	McNair
Dec. 22	W	at Jacksonville	McNair
Dec. 29	W	at Houston	McNair

Divisional

Jan. 11	W (P)	Pittsburgh	McNair
---------	-------	------------	--------

AFC Championship

Jan. 19	L (P)	at Oakland	McNair
---------	-------	------------	--------

McNair (11-5, 1-1)

2001 (7-9)

Date	W-L	Opponent	Starter
Sept. 9	L	Miami	McNair
Sept. 23	L	at Jacksonville	O'Donnell
Oct. 7	L	at Baltimore	McNair
Oct. 14	W	Tampa Bay	McNair
Oct. 21	W	at Detroit	McNair
Oct. 29	L	at Pittsburgh	McNair
Nov. 4	W	Jacksonville	McNair
Nov. 12	L	Baltimore	McNair
Nov. 18	W	at Cincinnati	McNair
Nov. 25	L	Pittsburgh	McNair
Dec. 2	W	at Cleveland	McNair
Dec. 9	L	at Minnesota	McNair
Dec. 16	W	Green Bay	McNair
Dec. 22	W	at Oakland	McNair
Dec. 30	L	Cleveland	McNair
Jan. 6	L	Cincinnati	McNair

McNair (7-8), O'Donnell (0-1)

2000 (13-3)

Date	W-L	Opponent	Starter
Sept. 3	L	at Buffalo	McNair
Sept. 10	W	Kansas City	McNair
Sept. 24	W	at Pittsburgh	O'Donnell
Oct. 1	W	N.Y. Giants	McNair
Oct. 8	W	at Cincinnati	McNair
Oct. 16	W	Jacksonville	McNair
Oct. 22	W	at Baltimore	McNair
Oct. 30	W	at Washington	McNair
Nov. 5	W	Pittsburgh	McNair
Nov. 12	L	Baltimore	McNair

Nov. 19	W	Cleveland	McNair
Nov. 26	L	at Jacksonville	McNair
Dec. 3	W	at Philadelphia	McNair
Dec. 10	W	Cincinnati	McNair
Dec. 17	W	at Cleveland	McNair
Dec. 25	W	Dallas	McNair

Divisional

Jan. 7	L (P)	Baltimore	McNair
--------	-------	-----------	--------

McNair (12-3, 0-1), O'Donnell (1-0)

1999 (13-3)

Date	W-L	Opponent	Starter
Sept. 12	W	Cincinnati	McNair
Sept. 19	W	Cleveland	O'Donnell
Sept. 26	W	at Jacksonville	O'Donnell
Oct. 3	L	at San Francisco	O'Donnell
Oct. 10	W	Baltimore	O'Donnell
Oct. 17	W	at New Orleans	O'Donnell
Oct. 31	W	St. Louis	McNair
Nov. 7	L	at Miami	McNair
Nov. 14	W	at Cincinnati	McNair
Nov. 21	W	Pittsburgh	McNair
Nov. 28	W	at Cleveland	McNair
Dec. 5	L	at Baltimore	McNair
Dec. 9	W	Oakland	McNair
Dec. 19	W	Atlanta	McNair
Dec. 26	W	Jacksonville	McNair
Jan. 2	W	at Pittsburgh	McNair

Wild Card

Jan. 8	W (P)	Buffalo	McNair
--------	-------	---------	--------

Divisional

Jan. 16	W (P)	at Indianapolis	McNair
---------	-------	-----------------	--------

AFC Championship

Jan. 23	W (P)	at Jacksonville	McNair
---------	-------	-----------------	--------

Super Bowl XXXIV

Jan. 30	L (P)	St. Louis	McNair
---------	-------	-----------	--------

McNair (9-2, 3-1), O'Donnell (4-1)

1998 (8-8)

Date	W-L	Opponent	Starter
Sept. 6	W	at Cincinnati	McNair
Sept. 13	L	San Diego	McNair
Sept. 20	L	at New England	McNair
Sept. 27	L	Jacksonville	McNair
Oct. 11	W	at Baltimore	McNair
Oct. 18	W	Cincinnati	McNair
Oct. 25	L	Chicago	McNair
Nov. 1	W	at Pittsburgh	McNair
Nov. 8	W	at Tampa Bay	McNair
Nov. 15	W	Pittsburgh	McNair
Nov. 22	L	N.Y. Jets	McNair
Nov. 29	L	at Seattle	McNair
Dec. 6	W	Baltimore	McNair
Dec. 13	W	at Jacksonville	McNair
Dec. 20	L	at Green Bay	McNair
Dec. 26	L	Minnesota	McNair

McNair (8-8)

1997 (8-8)

Date	W-L	Opponent	Starter
Aug. 31	W	Oakland	McNair
Sept. 7	L	at Miami	McNair
Sept. 21	L	Baltimore	McNair
Sept. 28	L	at Pittsburgh	McNair
Oct. 5	L	at Seattle	McNair
Oct. 12	W	Cincinnati	McNair
Oct. 19	W	Washington	McNair
Oct. 26	W	at Arizona	McNair
Nov. 2	L	Jacksonville	McNair
Nov. 9	W	N.Y. Giants	McNair
Nov. 16	L	at Jacksonville	McNair

YEAR-BY-YEAR STARTING QUARTERBACKS

Nov. 23	W	Buffalo	McNair
Nov. 27	W	at Dallas	McNair
Dec. 4	L	at Cincinnati	McNair
Dec. 14	L	at Baltimore	McNair
Dec. 21	W	Pittsburgh	McNair

McNair (8-8)**1996 (8-8)**

Date	W-L	Opponent	Starter
Sept. 1	L	Kansas City	Chandler
Sept. 8	W	at Jacksonville	Chandler
Sept. 15	W	Baltimore	Chandler
Sept. 29	L	at Pittsburgh	Chandler
Oct. 6	L	at Cincinnati	Chandler
Oct. 13	W	at Atlanta	Chandler
Oct. 20	W	Pittsburgh	Chandler
Oct. 27	L	San Francisco	Chandler
Nov. 3	L	at Seattle	McNair
Nov. 10	W	at New Orleans	Chandler
Nov. 17	L	Miami	Chandler
Nov. 24	L	Carolina	Chandler
Dec. 1	W	N.Y. Jets	McNair
Dec. 8	L	Jacksonville	McNair
Dec. 15	L	Cincinnati	Chandler
Dec. 22	W	at Baltimore	McNair

Chandler (6-6), McNair (2-2)**1995 (7-9)**

Date	W-L	Opponent	Starter
Sept. 3	W	at Jacksonville	Chandler
Sept. 10	L	Pittsburgh	Chandler
Sept. 17	L	Cleveland	Furrer
Sept. 24	W	at Cincinnati	Chandler
Oct. 1	L	Jacksonville	Chandler
Oct. 8	L	at Minnesota	Chandler
Oct. 22	L	at Chicago	Chandler
Oct. 29	W	Tampa Bay	Chandler
Nov. 5	W	at Cleveland	Chandler
Nov. 12	L	Cincinnati	Chandler
Nov. 19	L	at Kansas City	Chandler
Nov. 26	W	Denver	Chandler
Dec. 3	L	at Pittsburgh	Chandler
Dec. 10	L	Detroit	Chandler
Dec. 17	W	N.Y. Jets	McNair
Dec. 24	W	Buffalo	McNair

Chandler (5-8), McNair (2-0), Furrer (0-1)**1994 (2-14)**

Date	W-L	Opponent	Starter
Sept. 4	L	at Indianapolis	Carlson
Sept. 11	L	at Dallas	Richardson
Sept. 18	L	Buffalo	Richardson
Sept. 25	W	Cincinnati	Carlson
Oct. 3	L	at Pittsburgh	Carlson
Oct. 13	L	Cleveland	Richardson
Oct. 24	L	at Philadelphia	Carlson
Oct. 30	L	at L.A. Raiders	Tolliver
Nov. 6	L	Pittsburgh	Carlson
Nov. 13	L	at Cincinnati	Tolliver
Nov. 21	L	N.Y. Giants	Tolliver
Nov. 27	L	at Cleveland	Tolliver
Dec. 4	L	Arizona	Tolliver
Dec. 11	L	Seattle	Tolliver
Dec. 18	L	at Kansas City	Tolliver
Dec. 24	W	N.Y. Jets	Richardson

Tolliver (0-7), Carlson (1-4), Richardson (1-3)**1993 (12-4)**

Date	W-L	Opponent	Starter
Sept. 5	L	at New Orleans	Moon
Sept. 12	W	Kansas City	Moon

Sept. 19	L	at San Diego	Moon
Sept. 26	L	L.A. Rams	Moon
Oct. 11	L	at Buffalo	Moon
Oct. 17	W	at New England	Carlson
Oct. 24	W	Cincinnati	Moon
Nov. 7	W	Seattle	Moon
Nov. 14	W	at Cincinnati	Moon
Nov. 21	W	at Cleveland	Moon
Nov. 28	W	Pittsburgh	Moon
Dec. 5	W	Atlanta	Moon
Dec. 12	W	Cleveland	Moon
Dec. 19	W	at Pittsburgh	Moon
Dec. 25	W	at San Francisco	Moon
Jan. 2	W	N.Y. Jets	Carlson

Divisional

Jan. 16	L (P)	Kansas City	Moon
---------	-------	-------------	------

Moon (10-4, 0-1), Carlson (2-0)**1992 (10-6)**

Date	W-L	Opponent	Starter
Sept. 6	L	Pittsburgh	Moon
Sept. 13	W	at Indianapolis	Moon
Sept. 20	W	Kansas City	Moon
Sept. 27	W	San Diego	Moon
Oct. 11	W	at Cincinnati	Moon
Oct. 18	L	at Denver	Moon
Oct. 25	W	Cincinnati	Moon
Nov. 1	L	at Pittsburgh	Moon
Nov. 8	L	Cleveland	Moon
Nov. 15	W	at Minnesota	Moon
Nov. 22	L	at Miami	Carlson
Nov. 26	W	at Detroit	Carlson
Dec. 7	W	Chicago	Carlson
Dec. 13	L	Green Bay	Carlson
Dec. 20	W	at Cleveland	Carlson
Dec. 27	W	Buffalo	Carlson

Wild Card

Jan. 3	L (P)	at Buffalo	Moon
--------	-------	------------	------

Moon (6-4, 0-1), Carlson (4-2)**1991 (11-5)**

Date	W-L	Opponent	Starter
Sept. 1	W	L.A. Raiders	Moon
Sept. 8	W	at Cincinnati	Moon
Sept. 16	W	Kansas City	Moon
Sept. 22	L	at New England	Moon
Oct. 6	W	Denver	Moon
Oct. 13	W	at N.Y. Jets	Moon
Oct. 20	W	at Miami	Moon
Oct. 27	W	Cincinnati	Moon
Nov. 3	L	at Washington	Moon
Nov. 10	W	Dallas	Moon
Nov. 17	W	Cleveland	Moon
Nov. 24	L	at Pittsburgh	Moon
Dec. 2	L	Philadelphia	Moon
Dec. 8	W	Pittsburgh	Moon
Dec. 15	W	at Cleveland	Moon
Dec. 21	L	at N.Y. Giants	Moon

Wild Card

Dec. 29	W (P)	N.Y. Jets	Moon
---------	-------	-----------	------

Divisional

Jan. 4	L (P)	at Denver	Moon
--------	-------	-----------	------

Moon (11-5, 1-1)**1990 (9-7)**

Date	W-L	Opponent	Starter
Sept. 9	L	at Atlanta	Moon
Sept. 16	L	at Pittsburgh	Moon
Sept. 23	W	Indianapolis	Moon
Sept. 30	W	at San Diego	Moon
Oct. 7	L	San Francisco	Moon

Oct. 14	W	Cincinnati	Moon
Oct. 21	W	New Orleans	Moon
Oct. 28	L	N.Y. Jets	Moon
Nov. 4	L	at L.A. Rams	Moon
Nov. 18	W	at Cleveland	Moon
Nov. 25	W	Buffalo	Moon
Dec. 2	L	at Seattle	Moon
Dec. 9	W	Cleveland	Moon
Dec. 16	W	at Kansas City	Moon
Dec. 23	L	at Cincinnati	Moon
Dec. 30	W	Pittsburgh	Carlson

Wild Card

Jan. 6	L (P)	at Cincinnati	Carlson
--------	-------	---------------	---------

Moon (8-7), Carlson (1-0, 0-1)**1989 (9-7)**

Date	W-L	Opponent	Starter
Sept. 10	L	at Minnesota	Moon
Sept. 17	W	at San Diego	Moon
Sept. 24	L	Buffalo	Moon
Oct. 1	W	Miami	Moon
Oct. 8	L	at New England	Moon
Oct. 15	W	at Chicago	Moon
Oct. 22	W	Pittsburgh	Moon
Oct. 29	L	at Cleveland	Moon
Nov. 5	W	Detroit	Moon
Nov. 13	W	Cincinnati	Moon
Nov. 19	W	L.A. Raiders	Moon
Nov. 26	L	at Kansas City	Moon
Dec. 3	W	at Pittsburgh	Moon
Dec. 10	W	Tampa Bay	Moon
Dec. 17	L	at Cincinnati	Moon
Dec. 23	L	Cleveland	Moon

Wild Card

Dec. 31	L (P)	Pittsburgh	Moon
---------	-------	------------	------

Moon (9-7, 0-1)**1988 (10-6)**

Date	W-L	Opponent	Starter
Sept. 4	W	at Indianapolis	Moon
Sept. 11	W	L.A. Raiders	Carlson
Sept. 18	L	at N.Y. Jets	Carlson
Sept. 25	W	New England	Carlson
Oct. 2	L	at Philadelphia	Carlson
Oct. 9	W	Kansas City	Carlson
Oct. 16	W	at Pittsburgh	Moon
Oct. 23	L	at Cincinnati	Moon
Oct. 30	W	Washington	Moon
Nov. 7	W	Cleveland	Moon
Nov. 13	L	at Seattle	Moon
Nov. 20	W	Phoenix	Moon
Nov. 24	W	at Dallas	Moon
Dec. 4	L	Pittsburgh	Moon
Dec. 11	W	Cincinnati	Moon
Dec. 18	L	at Cleveland	Moon

Wild Card

Dec. 24	W (P)	at Cleveland	Moon
---------	-------	--------------	------

Divisional

Jan. 1	L (P)	at Buffalo	Moon
--------	-------	------------	------

Moon (7-4, 1-1), Carlson (3-2)**1987 (9-6)**

Date	W-L	Opponent	Starter
Sept. 13	W	L.A. Rams	Moon
Sept. 20	L	at Buffalo	Moon
Oct. 4	W	at Denver	Pease
Oct. 11	W	at Cleveland	Pease
Oct. 18	L	New England	Pease
Oct. 25	W	Atlanta	Moon
Nov. 1	W	at Cincinnati	Moon
Nov. 8	L	at San Francisco	Moon
Nov. 15	W	at Pittsburgh	Moon

YEAR-BY-YEAR STARTING QUARTERBACKS

Nov. 22	L	Cleveland	Moon
Nov. 29	L	at Indianapolis	Moon
Dec. 6	W	San Diego	Moon
Dec. 13	L	at New Orleans	Moon
Dec. 20	W	Pittsburgh	Moon
Dec. 27	W	Cincinnati	Moon

Wild Card

Jan. 3	W (P)	Seattle	Moon
--------	-------	---------	------

Divisional

Jan. 10	L (P)	at Denver	Moon
---------	-------	-----------	------

Moon (7-5, 1-1), Pease (2-1)**1986 (5-11)**

Date	W-L	Opponent	Starter
Sept. 7	W	at Green Bay	Moon
Sept. 14	L	Cleveland	Moon
Sept. 21	L	at Kansas City	Moon
Sept. 28	L	Pittsburgh	Moon
Oct. 5	L	at Detroit	Moon
Oct. 12	L	Chicago	Moon
Oct. 19	L	at Cincinnati	Moon
Oct. 26	L	L.A. Raiders	Moon
Nov. 2	L	at Miami	Moon
Nov. 9	W	Cincinnati	Moon
Nov. 16	L	at Pittsburgh	Moon
Nov. 23	W	Indianapolis	Moon
Nov. 30	L	at Cleveland	Moon
Dec. 7	L	at San Diego	Luck
Dec. 14	W	Minnesota	Moon
Dec. 21	W	Buffalo	Moon

Moon (5-10), Luck (0-1)**1985 (5-11)**

Date	W-L	Opponent	Starter
Sept. 8	W	Miami	Moon
Sept. 15	L	at Washington	Moon
Sept. 22	L	at Pittsburgh	Moon
Sept. 29	L	Dallas	Moon
Oct. 6	L	at Denver	Moon
Oct. 13	L	Cleveland	Moon
Oct. 20	W	Cincinnati	Moon
Oct. 27	W	at St. Louis	Moon
Nov. 3	W	Kansas City	Moon
Nov. 10	L	at Buffalo	Moon
Nov. 17	L	Pittsburgh	Moon
Nov. 24	W	San Diego	Luck
Dec. 1	L	at Cincinnati	Luck
Dec. 8	L	N.Y. Giants	Moon
Dec. 15	L	at Cleveland	Moon
Dec. 22	L	at Indianapolis	Moon

Moon (4-10), Luck (1-1)**1984 (3-13)**

Date	W-L	Opponent	Starter
Sept. 2	L	L.A. Raiders	Moon
Sept. 9	L	Indianapolis	Moon
Sept. 16	L	at San Diego	Moon
Sept. 23	L	at Atlanta	Moon
Sept. 30	L	New Orleans	Moon
Oct. 7	L	at Cincinnati	Moon
Oct. 14	L	at Miami	Moon
Oct. 21	L	San Francisco	Moon
Oct. 28	L	Cincinnati	Moon
Nov. 4	L	at Pittsburgh	Moon
Nov. 11	W	at Kansas City	Moon
Nov. 18	W	N.Y. Jets	Moon
Nov. 25	L	at Cleveland	Moon
Dec. 2	W	Pittsburgh	Moon
Dec. 9	L	at L.A. Rams	Moon
Dec. 16	L	Cleveland	Moon

Moon (3-13)**1983 (2-14)**

Date	W-L	Opponent	Starter
Sept. 4	L	Green Bay	Manning
Sept. 11	L	at L.A. Raiders	Manning
Sept. 18	L	Pittsburgh	Manning
Sept. 25	L	at Buffalo	Nielsen
Oct. 2	L	at Pittsburgh	Nielsen
Oct. 9	L	Denver	Nielsen
Oct. 16	L	at Minnesota	Nielsen
Oct. 23	L	Kansas City	Nielsen
Oct. 30	L	at Cleveland	Nielsen
Nov. 6	L	Cincinnati	Nielsen
Nov. 13	W	Detroit	Luck
Nov. 20	L	at Cincinnati	Luck
Nov. 27	L	at Tampa Bay	Luck
Dec. 4	L	Miami	Luck
Dec. 11	W	Cleveland	Luck
Dec. 18	L	at Baltimore	Luck

Nielsen (0-7), Luck (2-4), Manning (0-3)**1982 (1-8)**

Date	W-L	Opponent	Starter
Sept. 12	L	at Cincinnati	Nielsen
Sept. 19	W	Seattle	Nielsen
Nov. 21	L	Pittsburgh	Nielsen
Nov. 28	L	at New England	Manning
Dec. 5	L	at N.Y. Giants	Manning
Dec. 13	L	Dallas	Manning
Dec. 19	L	at Philadelphia	Manning
Dec. 26	L	Cleveland	Manning
Jan. 2	L	Cincinnati	Nielsen

Nielsen (1-3), Manning (0-5)**1981 (7-9)**

Date	W-L	Opponent	Starter
Sept. 6	W	at L.A. Rams	Stabler
Sept. 13	W	at Cleveland	Stabler
Sept. 20	L	Miami	Stabler
Sept. 27	L	at N.Y. Jets	Stabler
Oct. 4	W	Cincinnati	Stabler
Oct. 11	W	Seattle	Stabler
Oct. 18	L	at New England	Stabler
Oct. 26	L	at Pittsburgh	Stabler
Nov. 1	L	at Cincinnati	Stabler
Nov. 8	W	Oakland	Reaves
Nov. 15	L	at Kansas City	Reaves
Nov. 22	L	New Orleans	Stabler
Nov. 29	L	Atlanta	Stabler
Dec. 3	W	Cleveland	Stabler
Dec. 13	L	at San Francisco	Nielsen
Dec. 20	W	Pittsburgh	Nielsen

Stabler (5-7), Reaves (1-1), Nielsen (1-1)**1980 (11-5)**

Date	W-L	Opponent	Starter
Sept. 7	L	at Pittsburgh	Stabler
Sept. 15	W	at Cleveland	Stabler
Sept. 21	W	Baltimore	Stabler
Sept. 28	W	at Cincinnati	Stabler
Oct. 5	L	Seattle	Stabler
Oct. 12	L	at Kansas City	Stabler
Oct. 19	W	Tampa Bay	Stabler
Oct. 26	W	Cincinnati	Stabler
Nov. 2	W	at Denver	Stabler
Nov. 10	W	New England	Stabler
Nov. 16	W	at Chicago	Stabler
Nov. 23	L	at N.Y. Jets	Stabler
Nov. 30	L	Cleveland	Stabler
Dec. 4	W	Pittsburgh	Stabler
Dec. 14	W	at Green Bay	Stabler

Dec. 21	W	Minnesota	Stabler
---------	---	-----------	---------

Wild Card

Dec. 28	L (P)	at Oakland	Stabler
---------	-------	------------	---------

Stabler (11-5, 0-1)**1979 (11-5)**

Date	W-L	Opponent	Starter
Sept. 2	W	at Washington	Pastorini
Sept. 9	L	at Pittsburgh	Pastorini
Sept. 16	W	Kansas City	Nielsen
Sept. 23	W	at Cincinnati	Pastorini
Sept. 30	W	Cleveland	Pastorini
Oct. 7	L	St. Louis	Pastorini
Oct. 14	W	at Baltimore	Pastorini
Oct. 21	L	at Seattle	Pastorini
Oct. 28	W	N.Y. Jets	Pastorini
Nov. 5	W	at Miami	Pastorini
Nov. 11	W	Oakland	Pastorini
Nov. 18	W	Cincinnati	Pastorini
Nov. 22	W	at Dallas	Pastorini
Dec. 2	L	at Cleveland	Pastorini
Dec. 10	W	Pittsburgh	Pastorini
Dec. 16	L	Philadelphia	Pastorini

Wild Card

Dec. 23	W (P)	Denver	Pastorini
---------	-------	--------	-----------

Divisional

Dec. 29	W (P)	at San Diego	Nielsen
---------	-------	--------------	---------

AFC Championship

Jan. 6	L (P)	at Pittsburgh	Pastorini
--------	-------	---------------	-----------

Pastorini (10-5, 1-1), Nielsen (1-0, 1-0)**1978 (10-6)**

Date	W-L	Opponent	Starter
Sept. 3	L	at Atlanta	Pastorini
Sept. 10	W	at Kansas City	Pastorini
Sept. 17	W	San Francisco	Pastorini
Sept. 24	L	L.A. Rams	Pastorini
Oct. 1	W	at Cleveland	Pastorini
Oct. 8	L	at Oakland	Pastorini
Oct. 15	W	Buffalo	Pastorini
Oct. 23	W	at Pittsburgh	Pastorini
Oct. 29	L	at Cincinnati	Pastorini
Nov. 5	W	Cleveland	Pastorini
Nov. 12	W	at New England	Pastorini
Nov. 20	W	Miami	Pastorini
Nov. 26	W	Cincinnati	Pastorini
Dec. 3	L	Pittsburgh	Pastorini
Dec. 10	W	at New Orleans	Pastorini
Dec. 17	L	San Diego	Pastorini

Wild Card

Dec. 24	W (P)	at Miami	Pastorini
---------	-------	----------	-----------

Divisional

Dec. 31	W (P)	at New England	Pastorini
---------	-------	----------------	-----------

AFC Championship

Jan. 7	L (P)	at Pittsburgh	Pastorini
--------	-------	---------------	-----------

Pastorini (10-6, 2-1)**1977 (8-6)**

Date	W-L	Opponent	Starter
Sept. 18	W	N.Y. Jets	Pastorini
Sept. 25	W	at Green Bay	Pastorini
Oct. 2	L	at Miami	Pastorini
Oct. 9	W	Pittsburgh	Pastorini
Oct. 16	L	Cleveland	Hadl
Oct. 23	L	at Pittsburgh	Pastorini
Oct. 30	L	at Cincinnati	Hadl
Nov. 6	W	Chicago	Pastorini
Nov. 13	L	at Oakland	Pastorini
Nov. 20	W	at Seattle	Pastorini
Nov. 27	W	Kansas City	Pastorini
Dec. 4	L	Denver	Pastorini
Dec. 11	W	at Cleveland	Pastorini

YEAR-BY-YEAR STARTING QUARTERBACKS

Dec. 18 W Cincinnati Pastorini
Pastorini (8-4), Hadl (0-2)

1976 (5-9)

Date	W-L	Opponent	Starter
Sept. 12	W	Tampa Bay	Pastorini
Sept. 19	W	at Buffalo	Pastorini
Sept. 26	L	Oakland	Pastorini
Oct. 3	W	at New Orleans	Pastorini
Oct. 10	W	Denver	Pastorini
Oct. 17	L	at San Diego	Pastorini
Oct. 24	L	Cincinnati	Pastorini
Nov. 1	L	at Baltimore	Pastorini
Nov. 7	L	Cleveland	Pastorini
Nov. 14	L	at Cincinnati	Hadl
Nov. 21	L	at Pittsburgh	Hadl
Nov. 28	W	Atlanta	Hadl
Dec. 5	L	at Cleveland	Hadl
Dec. 11	L	Pittsburgh	Pastorini

Pastorini (4-6), Hadl (1-3)

1975 (10-4)

Date	W-L	Opponent	Starter
Sept. 21	W	at New England	Pastorini
Sept. 28	W	San Diego	Pastorini
Oct. 5	L	Cincinnati	Pastorini
Oct. 12	W	at Cleveland	Pastorini
Oct. 19	W	Washington	Pastorini
Oct. 26	W	Detroit	Pastorini
Nov. 2	W	at Kansas City	Pastorini
Nov. 9	L	at Pittsburgh	Pastorini
Nov. 16	W	Miami	Pastorini
Nov. 24	L	Pittsburgh	Pastorini
Nov. 30	L	at Cincinnati	Pastorini
Dec. 7	W	at San Francisco	Pastorini
Dec. 14	W	at Oakland	Pastorini
Dec. 21	W	Cleveland	Pastorini

Pastorini (10-4)

1974 (7-7)

Date	W-L	Opponent	Starter
Sept. 15	W	San Diego	Dickey
Sept. 22	L	at Cleveland	Dickey
Sept. 29	L	Kansas City	Dickey
Oct. 6	L	Pittsburgh	Dickey
Oct. 13	L	at Minnesota	Pastorini
Oct. 20	L	St. Louis	Pastorini
Oct. 27	W	at Cincinnati	Pastorini
Nov. 3	W	at N.Y. Jets	Pastorini
Nov. 10	W	at Buffalo	Pastorini
Nov. 17	W	Cincinnati	Pastorini
Nov. 24	L	Dallas	Pastorini
Dec. 1	W	at Pittsburgh	Pastorini
Dec. 8	L	at Denver	Pastorini
Dec. 15	W	Cleveland	Pastorini

Pastorini (6-4), Dickey (1-3)

1973 (1-13)

Date	W-L	Opponent	Starter
Sept. 16	L	at N.Y. Giants	Pastorini
Sept. 23	L	at Cincinnati	Pastorini
Sept. 30	L	Pittsburgh	Pastorini
Oct. 7	L	L.A. Rams	Pastorini
Oct. 14	L	Denver	Pastorini
Oct. 21	L	at Cleveland	Pastorini
Oct. 28	L	at Chicago	Pastorini
Nov. 4	W	at Baltimore	Dickey
Nov. 11	L	Cleveland	Dickey
Nov. 18	L	at Kansas City	Dickey
Nov. 25	L	New England	Dickey
Dec. 2	L	Oakland	Pastorini

Dec. 9 L at Pittsburgh Pastorini
 Dec. 16 L Cincinnati Pastorini
Pastorini (0-10), Dickey (1-3)

1972 (1-13)

Date	W-L	Opponent	Starter
Sept. 17	L	at Denver	Pastorini
Sept. 24	L	at Miami	Pastorini
Oct. 1	W	N.Y. Jets	Pastorini
Oct. 9	L	Oakland	Pastorini
Oct. 15	L	at Pittsburgh	Pastorini
Oct. 22	L	Cleveland	Pastorini
Oct. 29	L	at Cincinnati	Pastorini
Nov. 5	L	at Cleveland	Pastorini
Nov. 12	L	Philadelphia	Pastorini
Nov. 19	L	Green Bay	Pastorini
Nov. 26	L	at San Diego	Pastorini
Dec. 3	L	at Atlanta	Pastorini
Dec. 10	L	Pittsburgh	Pastorini
Dec. 17	L	Cincinnati	Nix

Pastorini (1-12), Nix (0-1)

1971 (4-9-1)

Date	W-L	Opponent	Starter
Sept. 19	L	at Cleveland	Johnson
Sept. 26	L	Kansas City	Johnson
Oct. 3	T	New Orleans	Dickey
Oct. 10	L	at Washington	Johnson
Oct. 17	L	Detroit	Pastorini
Oct. 24	L	at Pittsburgh	Pastorini
Oct. 31	W	Cincinnati	Pastorini
Nov. 7	L	at New England	Pastorini
Nov. 14	L	at Oakland	Dickey
Nov. 21	L	at Cincinnati	Pastorini
Nov. 28	L	Cleveland	Johnson
Dec. 5	W	Pittsburgh	Pastorini
Dec. 12	W	at Buffalo	Pastorini
Dec. 19	W	San Diego	Pastorini

Johnson (0-4), Pastorini (4-4), Dickey (0-1-1)

1970 (3-10-1)

Date	W-L	Opponent	Starter
Sept. 20	W	at Pittsburgh	Johnson
Sept. 27	L	Miami	Johnson
Oct. 4	W	at Cincinnati	Johnson
Oct. 11	L	Baltimore	Johnson
Oct. 18	L	Pittsburgh	Johnson
Oct. 25	T	at San Diego	Hadl
Nov. 1	L	at St. Louis	Rhome
Nov. 8	L	at Kansas City	Johnson
Nov. 15	L	San Francisco	Johnson
Nov. 22	L	at Cleveland	Johnson
Nov. 29	W	Denver	Johnson
Dec. 7	L	Cleveland	Johnson
Dec. 13	L	Cincinnati	Rhome
Dec. 20	L	at Dallas	Rhome

Johnson (3-7), Rhome (0-3), Hadl (0-0-1)

1969 (6-6-2)

Date	W-L	Opponent	Starter
Sept. 14	L	at Oakland	Beathard
Sept. 21	W	at Buffalo	Beathard
Sept. 28	W	Miami	Beathard
Oct. 5	W	Buffalo	Beathard
Oct. 12	L	at Kansas City	Beathard
Oct. 20	L	at N.Y. Jets	Beathard
Oct. 26	W	Denver	Beathard
Nov. 2	L	at Boston	Beathard
Nov. 9	T	Cincinnati	Trull
Nov. 16	T	at Denver	Trull
Nov. 23	W	at Miami	Beathard

Nov. 27 L San Diego Beathard
 Dec. 6 L N.Y. Jets Trull
 Dec. 14 W Boston Beathard

Playoff

Dec. 21 L (P) at Oakland Beathard
Beathard (6-5, 0-1), Trull (0-1-2)

1968 (7-7)

Date	W-L	Opponent	Starter
Sept. 9	L	Kansas City	Beathard
Sept. 14	W	at Miami	Beathard
Sept. 21	L	at San Diego	Beathard
Sept. 29	L	Oakland	Beathard
Oct. 6	L	Miami	Davis
Oct. 13	W	at Boston	Davis
Oct. 20	L	N.Y. Jets	Davis
Oct. 27	W	at Buffalo	Trull
Nov. 3	W	at Cincinnati	Trull
Nov. 10	L	at N.Y. Jets	Trull
Nov. 17	W	Denver	Beathard
Nov. 28	L	at Kansas City	Beathard
Dec. 7	W	Buffalo	Beathard
Dec. 15	W	Boston	Trull

Beathard (3-4), Trull (3-1), Davis (1-2)

1967 (9-4-1)

Date	W-L	Opponent	Starter
Sept. 9	L	Kansas City	Lee
Sept. 17	W	at Buffalo	Lee
Sept. 24	L	at San Diego	Lee
Oct. 1	W	Denver	Davis
Oct. 15	T	at N.Y. Jets	Davis
Oct. 22	W	at Kansas City	Beathard
Oct. 29	W	Buffalo	Beathard
Nov. 5	L	at Boston	Beathard
Nov. 12	W	at Denver	Beathard
Nov. 26	W	Boston	Beathard
Dec. 3	W	Miami	Beathard
Dec. 10	L	Oakland	Beathard
Dec. 16	W	San Diego	Beathard
Dec. 23	W	at Miami	Beathard

AFL Championship

Dec. 31 L (P) at Oakland Beathard
Beathard (7-2, 0-1), Lee (1-2), Davis (1-0-1)

1966 (3-11)

Date	W-L	Opponent	Starter
Sept. 3	W	Denver	Blanda
Sept. 10	W	Oakland	Blanda
Sept. 18	L	at N.Y. Jets	Blanda
Sept. 25	L	at Buffalo	Blanda
Oct. 2	L	at Denver	Blanda
Oct. 16	W	N.Y. Jets	Blanda
Oct. 23	L	Miami	Blanda
Oct. 30	L	at Kansas City	Blanda
Nov. 6	L	at Oakland	Trull
Nov. 13	L	at Boston	Trull
Nov. 20	L	Buffalo	Trull
Dec. 4	L	San Diego	Trull
Dec. 11	L	Boston	Humphrey
Dec. 18	L	at Miami	Trull

Blanda (3-5), Trull (0-5), Humphrey (0-1)

1965 (4-10)

Date	W-L	Opponent	Starter
Sept. 12	W	N.Y. Jets	Blanda
Sept. 19	W	Boston	Blanda
Sept. 26	L	at Oakland	Blanda
Oct. 3	L	at San Diego	Blanda
Oct. 17	L	at Denver	Blanda
Oct. 24	W	Kansas City	Trull

YEAR-BY-YEAR STARTING QUARTERBACKS

Oct. 31	W	at Buffalo	Trull
Nov. 7	L	Oakland	Blanda
Nov. 14	L	Denver	Blanda
Nov. 21	L	at N.Y. Jets	Blanda
Nov. 28	L	at Kansas City	Blanda
Dec. 5	L	Buffalo	Blanda
Dec. 12	L	San Diego	Trull
Dec. 18	L	at Boston	Blanda

Blanda (2-9), Trull (2-1)**1964 (4-10)**

Date	W-L	Opponent	Starter
Sept. 12	L	at San Diego	Blanda
Sept. 19	W	Oakland	Blanda
Sept. 27	W	at Denver	Blanda
Oct. 4	L	at Kansas City	Blanda
Oct. 11	L	Buffalo	Blanda
Oct. 17	L	at N.Y. Jets	Blanda
Oct. 25	L	San Diego	Blanda
Nov. 1	L	at Buffalo	Blanda
Nov. 6	L	at Boston	Blanda
Nov. 15	L	at Oakland	Blanda
Nov. 22	L	Kansas City	Trull
Nov. 29	L	Boston	Blanda
Dec. 13	W	N.Y. Jets	Blanda
Dec. 20	W	Denver	Blanda

Blanda (4-9), Trull (0-1)**1963 (6-8)**

Date	W-L	Opponent	Starter
Sept. 7	L	Oakland	Blanda
Sept. 14	W	Denver	Blanda
Sept. 22	L	at N.Y. Jets	Blanda
Sept. 28	W	Buffalo	Blanda
Oct. 6	L	Kansas City	Blanda
Oct. 13	W	Denver	Blanda
Oct. 20	W	Buffalo	Blanda
Oct. 27	W	Kansas City	Blanda

Nov. 1	L	at Boston	Blanda
Nov. 10	W	N.Y. Jets	Blanda
Dec. 1	L	at San Diego	Blanda
Dec. 8	L	Boston	Blanda
Dec. 15	L	San Diego	Lee
Dec. 22	L	at Oakland	Blanda

Blanda (6-7), Lee (0-1)**1962 (11-3)**

Date	W-L	Opponent	Starter
Sept. 9	W	at Buffalo	Blanda
Sept. 16	L	at Boston	Blanda
Sept. 23	W	at San Diego	Blanda
Oct. 7	W	Buffalo	Blanda
Oct. 14	W	N.Y. Titans	Blanda
Oct. 21	L	at Denver	Blanda
Oct. 28	L	Dallas	Blanda
Nov. 4	W	at Dallas	Blanda
Nov. 11	W	at Oakland	Blanda
Nov. 18	W	Boston	Blanda
Nov. 25	W	San Diego	Blanda
Dec. 2	W	Denver	Blanda
Dec. 9	W	Oakland	Blanda
Dec. 15	W	at N.Y. Titans	Blanda

AFL Championship

Dec. 23	L (P)	Dallas	Blanda
---------	-------	--------	--------

Blanda (11-3, 0-1)**1961 (10-3-1)**

Date	W-L	Opponent	Starter
Sept. 9	W	Oakland	Blanda
Sept. 24	L	at San Diego	Blanda
Oct. 1	L	at Dallas	Blanda
Oct. 8	L	Buffalo	Lee
Oct. 13	T	at Boston	Lee
Oct. 22	W	Dallas	Lee
Oct. 29	W	at Buffalo	Blanda
Nov. 5	W	at Denver	Blanda

Nov. 12	W	Boston	Blanda
Nov. 19	W	N.Y. Titans	Blanda
Nov. 26	W	Denver	Blanda
Dec. 3	W	San Diego	Blanda
Dec. 10	W	at N.Y. Titans	Blanda
Dec. 17	W	at Oakland	Blanda

AFL Championship

Dec. 24	W (P)	at San Diego	Blanda
---------	-------	--------------	--------

Blanda (9-2, 1-0), Lee (1-1-1)**1960 (10-4)**

Date	W-L	Opponent	Starter
Sept. 11	W	at Oakland	Blanda
Sept. 18	W	L.A. Chargers	Blanda
Sept. 25	L	Oakland	Blanda
Oct. 9	W	N.Y. Titans	Blanda
Oct. 16	W	Dallas	Blanda
Oct. 23	W	at N.Y. Titans	Blanda
Oct. 30	L	at Buffalo	Blanda
Nov. 6	W	at Denver	Blanda
Nov. 13	L	at L.A. Chargers	Blanda
Nov. 20	W	Denver	Lee
Nov. 25	W	at Boston	Lee
Dec. 4	L	at Dallas	Lee
Dec. 11	W	Buffalo	Blanda
Dec. 18	W	Boston	Blanda

AFL Championship

Jan. 1	W (P)	L.A. Chargers	Blanda
--------	-------	---------------	--------

Blanda (8-3, 1-0), Lee (2-1)

Steve McNair's 76 wins as a starting quarterback are more than any other player in franchise history.

ALL-TIME PRO BOWL SELECTIONS

(Number of individual Pro Bowls selected in parenthesis)

AFL ALL-STARs

- 1961** Tony Banfield CB (1)
George Blanda, QB (1)
Billy Cannon, HB (1)
Don Floyd, DE (1)
Charlie Hennigan, E (1)
Ed Husmann, DT (1)
Al Jamison, T (1)
Mark Johnston, S (1)
Bob McLeod, E (1)
Dennit Morris, LB (1)
Bob Schmidt, C (1)
Charley Tolar, FB (1)
- 1962** Tony Banfield CB (2)
George Blanda, QB (2)
Willard Dewveall, E (1)
Don Floyd, DE (2)
Fred Glick, S (1)
Charlie Hennigan, E (2)
Ed Husmann, DT (2)
Al Jamison, T (2)
Rich Michael, T (1)
Jim Norton, S (1)
Bob Schmidt, C (2)
Bob Talamini, G (1)
Charley Tolar, FB (2)
- 1963** Tony Banfield CB (3)
George Blanda, QB (3)
Fred Glick, S (2)
Charlie Hennigan, E (3)
Ed Husmann, DT (3)
Rich Michael, T (2)
Jim Norton, S (2)
Bob Schmidt, C (3)
Bob Talamini, G (2)
Sid Blanks, RB (1)
- 1964** Don Floyd, DE (3)
Fred Glick, S (3)
Charlie Hennigan, E (4)
Pete Jaquess, CB (1)
Bob Talamini, G (3)
- 1965** Ode Burrell, RB (2)
Willie Frazier, TE (1)
Charlie Hennigan, E (5)
Bob Talamini, G (4)
- 1966** Charles Frazier, E (1)
W.K. Hicks, CB (1)
Bob Talamini, G (5)
- 1967** Woody Campbell, RB (1)
Miller Farr, CB (1)
Hoyle Granger, RB (1)
Pat Holmes, DE (1)
Jim Norton, S (3)
Walter Suggs, T (1)
Bob Talamini, G (6)
George Webster, LB (1)

- 1968** Sonny Bishop, G (1)
Garland Boyette, MLB (1)
Miller Farr, CB (2)
Hoyle Granger, RB (2)
Glen Ray Hines, T (1)
Pat Holmes, DE (2)
Bobby Maples, C (1)
Alvin Reed, TE (1)
Walter Suggs, T (2)
George Webster, LB (2)
- 1969** Jim Beirne, WR (1)
Elvin Bethea, DE (1)
Garland Boyette, MLB (2)
Miller Farr, CB (3)
Glen Ray Hines, T (2)
Ken Houston, S (2)
Jerry LeVias, WR (1)
Zeke Moore, CB (1)
Alvin Reed, TE (2)
George Webster, LB (3)

AFC PRO BOWL

- 1970** Ken Houston, S (3)
Zeke Moore, CB (2)
- 1971** Elvin Bethea, DE (2)
Ken Houston, S (4)
- 1972** Elvin Bethea, DE (3)
Ken Houston, S (5)
- 1973** Elvin Bethea, DE (4)
- 1974** Elvin Bethea, DE (5)
- 1975** Elvin Bethea, DE (6)
Ken Burrough, WR (1)
Curley Culp, DT (1)
Billy Johnson, KR (1)
Dan Pastorini, QB (1)
- 1976** Robert Brazile, OLB (1)
Curley Culp, DT (2)
- 1977** Robert Brazile, OLB (2)
Ken Burrough, WR (2)
Curley Culp, DT (3)
Billy Johnson, KR (2)
- 1978** Elvin Bethea, DE (7)
Robert Brazile, OLB (3)
Earl Campbell, RB (1)
Curley Culp, DT (4)
- 1979** Elvin Bethea, DE (8)
Robert Brazile, OLB (4)
Earl Campbell, RB (2)
Toni Fritsch, K (1)
Leon Gray, T (1)
Mike Reinfeldt, S (1)
- 1980** Robert Brazile, OLB (5)
Dave Casper, TE (1)
Earl Campbell, RB (3)
Greg Stemrick, CB (1)
- 1981** Robert Brazile, OLB (6)
Earl Campbell, RB (4)
Leon Gray, T (2)
Carl Roaches, KR (1)
- 1982** Robert Brazile, OLB (7)
- 1983** Earl Campbell, RB (5)
- 1984** Mike Munchak, G (1)
- 1985** Mike Munchak, G (2)
- 1987** Keith Bostic, S (1)
Mike Munchak, G (3)
Mike Rozier, RB (1)
- 1988** Keith Bostic, S (2)
Ray Childress, DE (1)
John Grimsley, ILB (1)
Drew Hill, WR (1)
Bruce Matthews, G (1)
Warren Moon, QB (1)
Mike Munchak, G (4)
Mike Rozier, RB (2)
- 1989** Bruce Matthews, G (2)
Warren Moon, QB (2)
Mike Munchak, G (5)
- 1990** Ray Childress, DT (2)
Ernest Givins, WR (1)
Drew Hill, WR (2)
Bruce Matthews, G (3)
Warren Moon, QB (3)
Mike Munchak, G (6)
- 1991** Ray Childress, DT (3)
Cris Dishman, CB (1)
William Fuller, DE (1)
Haywood Jeffire WR (1)
Bruce Matthews, C (4)
Warren Moon, QB (4)
Mike Munchak, G (7)
Al Smith, MLB (1)
- 1992** Ray Childress, DT (4)
Curtis Duncan, WR (1)
Ernest Givins, WR (2)
Haywood Jeffire WR (2)
Bruce Matthews, C (5)
Warren Moon, QB (5)
Mike Munchak, G (8)
Al Smith, MLB (2)
Lorenzo White, RB (1)
- 1993** Ray Childress, DT (5)
Haywood Jeffire WR (3)
Sean Jones, DE (1)
Bruce Matthews, C (6)
Greg Montgomery, P (1)
Warren Moon, QB (6)
Mike Munchak, G (9)
Webster Slaughter, WR (2,1)
- 1994** Bruce Matthews, C (7)
- 1995** Blaine Bishop, S (1)
Darryll Lewis, CB (1)
Bruce Matthews, C (8)
Mark Stepnoski, C (4, 1)
- 1996** Blaine Bishop, S (2)
Bruce Matthews, G (9)
John Henry Mills, ST (1)
Mark Stepnoski, C (5, 2)
- 1997** Blaine Bishop, S (3)

- Eddie George, RB (1)
Bruce Matthews, G (10)
- 1998** Eddie George, RB (2)
Craig Hentrich, P (1)
Bruce Matthews, G (11)
Frank Wycheck, TE (1)
- 1999** Eddie George, RB (3)
Jevon Kearse, DE (1)
Frank Wycheck, TE (2)
Bruce Matthews, G (12)
- 2000** Blaine Bishop, S (4)
Eddie George, RB (4)
Brad Hopkins, T (1)
Jevon Kearse, DE (2)
Derrick Mason, KR (1)
Bruce Matthews, G (13)
Steve McNair, QB (1)
Samari Rolle, CB (1)
Frank Wycheck, TE (3)
- 2001** Bruce Matthews, G (14)
Jevon Kearse, DE (3)
- 2002** Kevin Carter, DE (2, 1)
- 2003** Steve McNair, QB (2)
Keith Bulluck, LB (1)
Brad Hopkins, OT (2)
Craig Hentrich, P (2)
Derrick Mason, WR (2)
- 2005** Steve McNair, QB (3)
Kyle Vanden Bosch, DE (1)
- 2006** Vince Young, QB (1)
- 2007** Rob Bironas, K (1)
Albert Haynesworth, DT (1)
Kyle Vanden Bosch, DE (2)
- 2008** Cortland Finnegan, CB (1)
Albert Haynesworth, DT (2)
Kevin Mawae, C (7, 1)
Chris Hope, S (1)
Chris Johnson, RB (1)
Michael Roos, OT (1)
Kerry Collins, QB (2, 1)
Michael Griffi S (1)
- 2009** Chris Johnson, RB (2)
Kevin Mawae, C (8, 2)
Kyle Vanden Bosch, DE (3)
Vince Young, QB (2)
- 2010** Jason Babin, DE (1)
Michael Griffi S (2)
Chris Johnson, RB (3)
Marc Mariani, KR/PR (1)
- 2013** Alterraun Verner, CB (1)
- 2015** Jurrell Casey, DT (1)
Delanie Walker, TE (1)
- 2016** Jurrell Casey, DT (2)
Taylor Lewan, T (1)
DeMarco Murray, RB (3, 1)
Brian Orakpo, OLB (4, 1)
Delanie Walker, TE (2)

FRANCHISE PRO FOOTBALL HALL OF FAMERS

GEORGE BLANDA

QUARTERBACK/KICKER • 6'2" • 215 lbs • COLLEGE: KENTUCKY
NFL SEASONS: 26 • YEARS WITH OILERS: 7 (1960-66)
HOMETOWN: YOUNGWOOD, PA. • BORN: SEPT. 27, 1927
GAMES PLAYED: 340 • HALL OF FAME INDUCTION: 1981

George Blanda, who came out of retirement with the emergence of the American Football League in 1960, was the offensive catalyst for the explosive Oiler squads of the early 1960s. He played quarterback and handled the placekicking chores in Columbia blue for seven of his NFL-record 26 seasons in the league. Blanda was the team's leading passer and scorer in each of those seven seasons and still owns franchise records for most extra points (299), most touchdown passes in a season (36) and most touchdown passes in a game (7). He is also third in points scored with 596. The 36 scoring tosses stood as an NFL record for an astounding 23 years. Blanda's NFL career records included most games (340), most points (2,002) and most extra points (943). He also passed for 236 touchdowns. Blanda captained the Oilers to two consecutive AFL titles in 1960 and 1961, earning AFL Player of the Year honors in 1961. Blanda's career was divided into three distinct parts, 10 years with the Chicago Bears, seven seasons with the Houston Oilers and nine years with the Oakland Raiders. In 1970, he became the oldest quarterback to play in a title game. He was just a month shy of his 49th birthday when he retired before the 1976 season. Blanda passed away at age 83 on Sept. 27, 2010.

KEN HOUSTON

SAFETY • 6'3" • 197 lbs • COLLEGE: PRAIRIE VIEW A&M
NFL SEASONS: 14 • YEARS WITH OILERS: 6 (1967-72)
HOMETOWN: LUFKIN, TEXAS • BORN: NOV. 12, 1944
GAMES PLAYED: 196 • HALL OF FAME INDUCTION: 1986

Considered one of the best safeties in football history, Ken Houston picked off 49 passes (898 yards), recovered 21 fumbles and scored 12 touchdowns over his 14-season NFL career, earning Pro Bowl honors 12 consecutive times (1968-69 AFL, 1970-79 NFL). Houston returned an NFL-record nine interceptions for a touchdown in his six seasons as an Oiler. Four of those scores came in 1971, tying an NFL record. He returned two in one game against San Diego in the 1971 season finale, which also ties an NFL mark. His other three touchdowns came on a punt return, a fumble return and a blocked field goal return. Houston also holds the Oilers record for most career interception return yards with 650. With a long, fluid stride, Houston had excellent speed and quickness. His 6-3, 197-pound frame made him an ideal pass defender. Yet his lean, muscular body helped him to become a punishing tackler. Originally a ninth-round draft choice out of Prairie View A&M, Houston earned a starter's role by the third game of his rookie season. Two weeks later in a game against the New York Jets, he scored two touchdowns, one on a 71-yard blocked field goal attempt, and the other on a 43-yard interception return. After excelling for six years with the Oilers, Ken was traded to the Redskins for five veteran players in 1973. The Redskins once referred to Houston as "pro football's most underrated superstar," but his capabilities were widely recognized. He won all-league acclaim with the Oilers in 1969 and 1971, and then was either All-Pro or All-NFC with the Redskins every year from 1973 to 1979. He was selected for either the AFL All-Star game or the AFC-NFC Pro Bowl 12 straight seasons from 1968 through 1979. He played in 183 consecutive games before suffering a broken arm against the New York Giants Nov. 25, 1979.

EARL CAMPBELL

RUNNING BACK • 5'11" • 232 lbs • COLLEGE: TEXAS
NFL SEASONS: 8 • YEARS WITH OILERS: 7 (1978-84)
HOMETOWN: TYLER, TEXAS • BORN: MARCH 29, 1955
GAMES PLAYED: 115 • HALL OF FAME INDUCTION: 1991

Earl Campbell, a 5-11, 232-pound ball-carrying dynamo from the University of Texas, joined the Houston Oilers as the first player taken in the 1978 National Football League Draft. The first player to earn All-Southwest Conference honors four years, Campbell was a consensus All-America

and the Heisman Trophy winner in 1977. Campbell took the NFL by storm from the outset. In 1978, he was named the NFL's Most Valuable Player, All-Pro, and Rookie of the Year. He won the league rushing championship with a club-record 1,450 yards and was named to the AFC Pro Bowl squad. It was more of the same the next two years with NFL rushing titles, MVP honors, and consensus All-Pro acclaim each season. He followed his rookie campaign with 1,697 yards in 1979, but his finest year came in 1980 when he rushed for 1,934 yards, which at the time was second only to O. J. Simpson's 2,003 yards gained in 1973. That year, Campbell gained over 200 yards in four games. In 1981, he won his fourth straight AFC rushing title with 1,376 yards. A sensational runner, Campbell was picked for the Pro Bowl five of his first six NFL seasons (1978-81, 1983). In his eight-year career, which finished in New Orleans, Campbell rushed 2,187 times for 9,407 yards, and 74 touchdowns, retiring as the NFL's seventh all-time leading rusher. He also gained 806 yards on 121 receptions to bring his career combined net yards total to 10,213. He set Oilers records for most career yards (8,574), most career attempts (1,979), most touchdown runs (73) and most consecutive games with a rushing touchdown (5). His most famous performance came in a Monday night game against Miami in his rookie season. That night, he rushed for 199 yards and four touchdowns to lead the Oilers to a spectacular 35-30 victory. In spite of the constant pounding he took from opposing defenders, Earl missed only six games out of 115 because of injuries. Midway into his seventh season, he was traded by the Oilers to the New Orleans Saints for a first-round draft pick. He played a season and a half with the Saints before retiring after the 1985 campaign. Campbell is one of just four people officially designated a Texas Legend by the Texas State Legislature. The others are Davy Crockett, Sam Houston and Stephen F. Austin. Campbell was the only designee of the 20th century.

CHARLIE JOINER

WIDE RECEIVER • 5'11" • 188 lbs • COLLEGE: GRAMBLING
NFL SEASONS: 18 • YEARS WITH OILERS: 4 (1969-72)
HOMETOWN: MANY, LA. • BORN: OCT. 14, 1947
GAMES PLAYED: 239 • HALL OF FAME INDUCTION: 1996

Charlie Joiner played 18 seasons in the NFL, including his first four with the Houston Oilers. One of the league's most prolific receivers, he amassed 750 career receptions for 12,146 yards and 65 touchdowns, ranking as the league's leading receiver of all-time when he retired at the age of 39 in 1986. His 18 seasons played were longer than any other wide receiver in history at the time of his retirement. The Oilers originally targeted Joiner for the defensive backfield when they picked the 5-11, 180-pounder from Grambling in the fourth round of the 1969 AFL-NFL Draft. Joiner played briefly on defense and the kickoff return team but soon became established as a premier pass catcher. Joiner caught 82 of his 750 career passes as an Oiler, totaling 1,480 yards and 12 touchdowns. He paced the squad with 681 yards and seven touchdown grabs in 1971. In his fourth season in 1972, Houston sent him to the Cincinnati Bengals in a four-player swap. Four years later in 1976, he was traded to San Diego. With the Chargers, Joiner blossomed into super-stardom. He and quarterback Dan Fouts formed a lethal pass-catch team that accounted for the preponderance of his 586 receptions as a Charger. During his 11 years in San Diego, Joiner caught 50 or more passes seven times and had 70 or more receptions three seasons. Injuries cut into his playing time at the beginning, but in a 193-game span over his final 13 seasons, Joiner missed only one game. He was an All-NFL pick in 1980 and a Pro Bowl choice three times. In the 1980 AFC title game, he led the Chargers with six receptions for 130 yards and two touchdowns. Blessed with excellent speed and tantalizing moves, Joiner averaged 16.2 yards per catch and accounted for 12,146 yards and 65 touchdowns. When he was inducted into the Pro Football Hall of Fame in 1996, Joiner ranked fifth in receptions and sixth in receiving yardage on the NFL's all-time list. Joiner was once described by San Francisco 49ers coaching great Bill Walsh as "the most intelligent, the smartest, the most calculating receiver the game has ever known."

FRANCHISE PRO FOOTBALL HALL OF FAMERS

MIKE MUNCHAK

GUARD • 6'3" • 281 lbs • COLLEGE: PENN STATE
NFL SEASONS: 12 • YEARS WITH OILERS: 12 (1982-93)
HOMETOWN: SCRANTON, PA. • BORN: MARCH 5, 1960
GAMES PLAYED: 159 • HALL OF FAME INDUCTION: 2001

Mike Munchak was the eighth player overall and the first offensive lineman chosen in the 1982 National Football League draft. Selected by the Oilers, the former Penn State standout was an immediate success with the Houston club, earning the starting left guard spot in his first training camp. The 6-3, 281-pound lineman wasted little time establishing himself as one of the premier guards in the NFL. In 1984, in just his third year in the league, he was named to the first of seven All-AFC teams. That same year he received the first of nine Pro Bowl invitations. Not coincidentally, the Oilers' on-the-field successes increased as Munchak's development and experience increased. From their dismal 1-8 record in the strike-shortened 1982 season, the Oilers improved nearly every year that Munchak played. Along the way, the team advanced to the playoffs seven consecutive years (1987-1993) and captured the 1991 and 1993 AFC Central Divisional crowns. Munchak was a devastating blocker and considered the key to an offensive line that kept the Oilers at or near the top of the NFL's offensive statistical categories. In 1988 he led the Oilers' offensive line that gave up just 24 quarterback sacks which was third in the NFL. It was also the fewest sacks allowed by the team in 10 seasons. The following season the offensive line held opponents to no sacks in six games. In 1991, the Oilers offensive line finished second in the AFC and fourth in the NFL in the fewest quarterback sacks allowed. Behind the Munchak-led line, Houston led the NFL in total offense in 1990 and passing offense in 1990 and 1991. The Oilers finished second in points scored in 1990 and second in total offense in 1991. Equally effective as a run blocker, Munchak led the Oilers offensive charge in 1993 as the team finished fourth in the NFL in both average gain per rushing play (4.4) and average gain per offensive play (5.3). Although he suffered from chronic knee problems, Munchak played in 159 regular season games. His 12 seasons with the Oilers tied him for second longest in the franchise's history at the time of his retirement. He became the first player inducted into the Hall of Fame who played his entire career with the Oilers. Long-time teammate Bruce Matthews presented Munchak for induction.

ELVIN BETHEA

DEFENSIVE END • 6'2" • 260 lbs • COLLEGE: NORTH CAROLINA A&T
NFL SEASONS: 16 • YEARS WITH OILERS: 16 (1968-83)
HOMETOWN: TRENTON, N.J. • BORN: MARCH 1, 1946
GAMES PLAYED: 210 • HALL OF FAME INDUCTION: 2003

Defensive end Elvin Bethea, an eight-time Pro Bowl selection during his outstanding career with the Houston Oilers, was named to the five-man class of the 2003 Pro Football Hall of Fame that included running back Marcus Allen, guard Joe DeLamielleure, wide receiver James Lofton, and coach Hank Stram. A third-round draft pick in 1968 (77th player overall) Bethea played in 210 games over 16 seasons, never missing a game until breaking his arm on Nov. 13, 1977. He was considered a "steal" in a draft class that produced three future Hall of Fame players in Larry Csonka, Art Shell, and Ron Yary. When he retired, he held three team records relating to career service: most seasons (16), most career regular season games played (210), and most consecutive regular season games played (135). Having led the team in sacks in six seasons, Bethea's unofficial 105-career sack total still ranks first in franchise history, including his team-best 17 sacks in 1973. He recorded four sacks and a fumble recovery in his best single game performance against San Diego in 1976. He played in eight playoff games and posted 691 career tackles. Bethea also played in eight Pro Bowls (1970, 1972-1976, 1979, 1980) and earned All-Pro second-team honors in 1973, 1975, 1978, and 1979. More than just a pass rusher, Bethea was also effective against the run. Eventhough 1974 was the first year such statistics were compiled by the Oilers, his 691 career tackles, are still among the best in franchise history, even excluding the first six years of his career. "When people ask me who the best guy I ever played against was I always tell them Elvin Bethea and Lyle Alzado because both

of them were complete ballplayers," said Art Shell, Hall of Fame member of the Oakland Raiders. "Elvin was one of the quickest guys I've ever been around. We always had to double-team him. There were times when I was supposed to block him when he would get by me so quick. And then Gene Upshaw was supposed to pick him up and he also got by him so quick that we would get back to the huddle and Upshaw would say, 'Did you see that?' and I'd say, 'Yeah, I saw that. He just beat the heck out of me too!' Elvin was just a great player."

WARREN MOON

QUARTERBACK • 6'3" • 212 lbs • COLLEGE: WASHINGTON
NFL SEASONS: 17 • YEARS WITH OILERS: 10 (1984-93)
HOMETOWN: LOS ANGELES, CALIF. • BORN: NOVEMBER 18, 1956
GAMES PLAYED: 208 • HALL OF FAME INDUCTION: 2006

Warren Moon, the fourth leading passer in NFL history, was inducted into the 2006 class of the Pro Football Hall of Fame. Moon played 10 years (1984-93) with the Oilers/Titans organization and holds the franchise records for passing yards (33,685) and touchdowns (196), while leading the Oilers to seven consecutive playoff appearances from 1987-93. During a 17-year NFL career, Moon played for the Houston Oilers, Minnesota Vikings, Seattle Seahawks and Kansas City Chiefs and amassed 49,325 passing yards, 291 touchdowns and 102 wins. He earned nine Pro Bowl invitations (tied for the most by a quarterback with John Elway and Dan Marino), posted nine 3,000 yard seasons, 49 300-yard games and led his team to nine playoff appearances. His eight consecutive playoff berths matched a feat accomplished by Terry Bradshaw and Joe Montana. At the time of his retirement, he held the single-season passing yardage record for three different franchises: Oilers (4,367 in 1991), Vikings (4,364 in 1994) and Seahawks (3,678 in 1997). Moon tallied many accomplishments during his Oiler career. His finest season came in 1990, throwing for 4,689 yards (363 for 584) and 33 touchdowns in only 15 games. He earned AP NFL Offensive Player of the Year for his efforts and his third of nine Pro Bowl invitations. Against Kansas City in 1990, Moon threw for 527 yards, which ranks as the second highest single-game total in NFL history (Norm Van Brocklin, 554 yards in 1951). In 1991, he surpassed the previous season's yardage total with 4,690 yards and became just the third player (Marino, Fouts) in NFL history to produce consecutive 4,000 yard passing seasons. Moon joined the Oilers and the NFL in 1984, after six seasons in the Canadian Football League, where he led his team to five Grey Cups (League Champions). In the CFL, Moon threw for 21,228 yards and 144 touchdowns. Moon was driven to play in the CFL after drawing little interest from the NFL as a starting quarterback following his senior season at the University of Washington. Moon became the first African-American quarterback to be inducted into the Pro Football Hall of Fame and his legacy as a minority quarterback cannot be underestimated. At the time of his arrival in the NFL only two black quarterbacks had been significant starters for their NFL teams (Shack Harris, Rams; Doug Williams, Tampa Bay).

BRUCE MATTHEWS

GUARD/TACKLE/CENTER • 6'5" • 305 lbs • COLLEGE: USC
NFL SEASONS: 19 • YEARS WITH OILERS: 19 (1983-2001)
HOMETOWN: ARCADIA, CALIF. • BORN: AUGUST 8, 1961
GAMES PLAYED: 296 • HALL OF FAME INDUCTION: 2007

Arguably one of the best offensive linemen to ever play the game, Bruce Matthews became the first Tennessee Titan to be inducted into the Pro Football Hall of Fame. At the time of his retirement, Matthews played in more NFL games (296) than any non-kicker in the league's history. Longevity and durability were his hallmarks, but that coupled with his unparalleled play, earning a league record 14 consecutive Pro Bowl (9 at guard and 6 at center) selections (tied with Merlin Olsen) and seven times named AP All-Pro, made him one of the all-time greats. He rose to the challenges presented to him in starting at every position on the offensive line during his NFL career (87 C, 99 LG, 67 RG, 22 RT, 17 LT). He becomes the first Hall of Fame offensive lineman to play significant time at all five offensive line

FRANCHISE PRO FOOTBALL HALL OF FAMERS

positions. A constant for the Oilers/Titans franchise, Matthews started in a team record 229 consecutive games (streak started at Indianapolis, Nov. 29, 1987) and never missed a game because of injury. His 19 seasons also are a team record and he ranks second in NFL history for years with one team behind Jackie Slater, who spent 20 seasons with the Rams. Matthews and G Randall McDaniel (Vikings) were the only two NFL players to play in every game during the decade of the 90's. Matthews was a part of nearly one-half of the franchise's first 42-years of history and helped the team win 146 games, make the playoffs nine times, earn the only three AFC Central titles in team history, earn an AFC Championship and the franchise's only Super Bowl appearance. He blocked for 15 quarterbacks and 27 running backs, including five different 1,000-yard rushers (Earl Campbell, Mike Rozier, Lorenzo White, Gary Brown and Eddie George). During his career, he played in offenses that produced nine 1,000-yard rushing seasons and eight 3,000-yard passers. Additionally, he played in 42 different stadiums during his NFL career. During his career, Matthews blocked on a line that helped produce 65 100-yard rushing performances and 48 300-yard passing performances. Originally drafted by the Houston Oilers in the first round (ninth overall) of the 1983 NFL Draft, Matthews earned All-America honors at the University of Southern California. Matthews and his brother, Clay, each played 19 NFL seasons and the duo set an NFL record for games played by a pair of brothers with 574 games. Clay Matthews played in 278 games during his NFL career. Matthews had his number 74 jersey retired by the team and was inducted into the organization's Hall of Fame during a December, 2002 ceremony. Matthews joined a 2007 Hall of Fame class that included Dallas Cowboys WR Michael Irvin, Buffalo Bills RB Thurman Thomas, Detroit Lions TE Charlie Sanders, Cleveland Browns G Gene Hickerson, and St. Louis CB Roger Wehrli.

CURLEY CULP

DEFENSIVE TACKLE • 6'2" • 265 lbs • COLLEGE: ARIZONA STATE
NFL SEASONS: 14 • YEARS WITH OILERS: 7 (1974-1980)
HOMETOWN: YUMA, ARIZ. • BORN: MARCH 10, 1946
GAMES PLAYED: 179 • HALL OF FAME INDUCTION: 2013

Curley Culp was voted into the Pro Football Hall of Fame in 2013. A six-

time Pro Bowl selection, Culp played in 179 games during his NFL career with the Kansas City Chiefs (1968-1974), Houston Oilers (1974-1980) and Detroit Lions (1980-81). He was considered the prototypical nose tackle and helped pioneer the 3-4 defense. Hailing from Arizona State, where he was an All-American in both football and wrestling, Culp was selected in the second round of the 1968 NFL Draft by the Denver Broncos, who intended to use him as an offensive guard. However, his brief stint in Denver ended when he was traded to the Chiefs, who inserted him permanently on the defensive side. In 1969, the Chiefs won Super Bowl IV, and Culp was an instrumental member of one of the league's top defenses. He helped the Chiefs defeat the Oakland Raiders in the AFL Championship Game and the Minnesota Vikings in the Super Bowl. In 1974, during his seventh campaign in Kansas City, Culp was traded to the Oilers along with a first-round draft pick (used to select Robert Brazile) in exchange for John Matuszak. The move paid almost immediate dividends for the Oilers, who previously suffered through 1-13 records in both 1972 and 1973. In 1975, Culp's first full season in Houston, he helped the Oilers to a record of 10-4, the first winning mark for the club in eight years. With Culp anchoring the defense, the Oilers finished with the AFC's top-ranked run defense (third in the NFL). Individually, Culp produced arguably the finest season of his career, recording 11.5 sacks and earning NFL Defensive Player honors by the Newspaper Enterprise Association. Culp continued as a leader of the Oilers defense that culminated in back-to-back appearances in the AFC championship games in 1978 and 1979. He was named to one AFL All-Star Game and five Pro Bowls during his career. Culp also was picked as a first-team All-Pro in 1975 and a second-team selection in 1971, 1977, 1978, and 1979. He was selected first- or second-team All-AFC five times. "Curley Culp was perhaps the strongest man I ever lined up against," said Raiders Hall of Fame center Jim Otto. Culp used his strong wrestling background to create havoc for opposing guards and centers. He was the 1968 NCAA heavyweight wrestling champion and was named to the U.S. Olympic wrestling team that year. Culp joined a 2013 Hall of Fame class that included offensive linemen Larry Allen and Jonathan Ogden, wide receiver Cris Carter, coach Bill Parcells, linebacker Dave Robinson and defensive lineman Warren Sapp.

TITANS/OILERS HALL OF FAME

In recognition of the 40th season of the Houston Oilers/Tennessee Titans organization in 1999, the team's late owner K.S. "Bud" Adams, Jr. created an official team Hall of Fame, featuring players and staff from the past, while creating a special place for Titans stars of the future to be recognized. To date, 13 individuals have been named to the franchise's Hall of Fame:

NAME	POSITION	YEARS WITH FRANCHISE	INDUCTED
K.S. "Bud" Adams, Jr.	Team Owner/Founder	1959-2013	Sept. 7, 2008
Elvin Bethea	Defensive End	1968-83	Dec. 9, 1999
George Blanda	Quarterback/Kicker	1960-66	Dec. 9, 1999
Earl Campbell	Running Back	1978-84	Dec. 9, 1999
Eddie George	Running Back	1996-2003	Oct. 27, 2008
Mike Holovak	General Manager	1981-99	Dec. 9, 1999
Ken Houston	Safety	1967-72	Dec. 9, 1999
Bruce Matthews	Offensive Lineman	1983-2002	Dec. 8, 2002
Steve McNair	Quarterback	1995-2005	Oct. 27, 2008
Warren Moon	Quarterback	1984-93	Oct. 1, 2006
Mike Munchak	Guard	1982-93	Dec. 9, 1999
Jim Norton	Safety/Punter	1960-68	Dec. 9, 1999
Frank Wycheck	Tight End	1995-2003	Oct. 27, 2008

RETIRED JERSEY NUMBERS

In the history of the Oilers/Titans franchise, only six players have had the distinction of having their jersey number retired — **Jim Norton** (No. 43), **Elvin Bethea** (No. 65), **Earl Campbell** (No. 34), **Mike Munchak** (No. 63), **Bruce Matthews** (No. 74), and **Warren Moon** (No. 1).



Jim Norton played nine seasons for the Oilers (1960-68) as a safety and as a punter, establishing team records at both positions. As a rookie from the University of Idaho, Norton was a member of the Oilers' 1960 AFL Championship team. A four-time league all-star, he holds the club record for most interceptions in a career with 45. Also an accomplished punter, Norton was tops in club history with 519 career punts for a 42.3-yard career average and a long kick of 79 yards (11/22/64 vs. Kansas City).




Elvin Bethea joined the Oilers in 1968 after an outstanding career at North Carolina A&T. He started at defensive end in the 1968 season opener and didn't miss a game until breaking his arm in November 1977. That streak of 135 consecutive games played stands third in team history. An eight-time Pro Bowler (1970, 1972-76, 1978-80), Bethea ranks second for most seasons played (16, 1968-83), while his 210 games played (1968-83) also stands second behind Bruce Matthews. Bethea led the team

in sacks six times, including a career-best mark of 17 in 1973. The Oilers honored him with an "Elvin Bethea Appreciation Night" on Aug. 4, 1983. He became the sixth player in franchise history to be inducted into the Pro Football Hall of Fame on Aug. 3, 2003.



Earl Campbell, the franchise's second leading rusher and a member of the Pro Football Hall of Fame, was honored by having his number retired at ceremonies on Aug. 13, 1987. He set a single-season club record with a league-leading 1,450 yards his rookie season. Campbell followed that performance with 1,697 yards in 1979 and an astounding 1,934 yards in 1980. Both those totals led the NFL and the latter was second only to O.J. Simpson's 2,003 yards in 1973. Campbell was selected to five Pro Bowls

(1978-81, 1983) and retired as the NFL's seventh all-time leading rusher (9,407). He ranks second in franchise history in career rushing yards (8,574) and attempts (1,979), first in touchdown runs (73) and first in most consecutive games with a rushing touchdown (5).




Mike Munchak joined the Oilers as a first-round draft pick in 1982 out of Penn State. He was the first offensive lineman selected in the draft and the eighth overall selection. Munchak won the starting left guard position as a rookie and went on to play in 12 campaigns (1982-93) and 159 games (156 starts) for the Oilers. He is tied for third on the team's all-time list for seasons played and ranks fifth in games played. Munchak became a fixture on an offensive line that helped the Oilers to seven consecutive playoff appearances (1987-93). One of the premier guards in the National Football League, Munchak was selected to NFL's "Team of the Decade" for the 1980s and was chosen in 1989 to Oilers' 30th Anniversary "Dream Team." He ranks second in club annals with nine Pro Bowl selections, seven as a starter. Munchak announced his retirement on July 21, 1994, and on the same day, K.S. "Bud" Adams, Jr., announced that jersey No. 63 would be retired on "Mike Munchak Appreciation Day" on Nov. 6, 1994.



Bruce Matthews played in more games (296) than any non-kicker in NFL history. Longevity and durability were his hallmark. And that, coupled with his unparalleled play, in which he tied a league record with 14 Pro Bowl selections (tied with Merlin Olsen) and earned All-Pro honors six times, made him one of the all-time greats. He rose to the challenges presented to him in playing every position on the offensive line during his NFL career (87 at center, 99 at left guard, 67 at right guard, 22 at right tackle,

and 17 at left tackle). His number was retired during a halftime ceremony in Nashville on Dec. 8, 2002.



Warren Moon, the fourth leading passer in NFL history, played 10 years (1984-93) with the organization and holds the franchise records for passing yards (33,685) and touchdowns (196), while leading the Oilers to seven consecutive playoff appearances from 1987-93. Moon's first season came in 1990, throwing for 4,689 yards (363-for-584) and 33 touchdowns in only 15 games and becoming the third player in NFL history to produce consecutive 4,000-yard passing seasons. He earned AP NFL Offensive

Player of the Year for his effort and his third Pro Bowl berth. His jersey was retired in a halftime ceremony in Nashville on Oct. 1, 2006.

SITUATIONAL REGULAR SEASON WIN-LOSS RECORD

VS. AFC TEAMS

Total: 323-362-5
Home: 194-153-1
Away: 129-209-4

VS. AFC SOUTH TEAMS

Total: 40-51-0
Home: 22-23-0
Away: 18-28-0

VS. AFC NORTH/CENTRAL TEAMS

Total: 115-126-1
Home: 63-58-1
Away: 52-68-0

VS. AFC EAST TEAMS

Total: 88-83-2
Home: 51-31-0
Away: 37-52-2

VS. AFC WEST TEAMS

Total: 82-102-2
Home: 56-42-0
Away: 26-60-2

VS. NFC TEAMS

Total: 89-88-1
Home: 46-44-1
Away: 43-44-0

VS. NFC SOUTH TEAMS

Total: 11-5-0
Home: 5-3-0
Away: 6-2-0

VS. NFC NORTH/CENTRAL TEAMS

Total: 32-24-0
Home: 18-11-0
Away: 14-13-0

VS. NFC EAST TEAMS

Total: 24-31-0
Home: 11-16-0
Away: 13-15-0

VS. NFC WEST TEAMS

Total: 22-28-1
Home: 12-14-1
Away: 10-14-0

MONDAY NIGHT FOOTBALL

Total: 21-17-0
Home: 13-9-0
Away: 8-8-0

WEEK AFTER MNF

Total: 16-22-0
Home: 11-8-0
Away: 5-14-0

SUNDAY NIGHT FOOTBALL

Total: 11-9-0 (ESPN 8-6; TNT 2-2; NBC 1-1)
Home: 8-4-0
Away: 3-5-0

THURSDAY NIGHT FOOTBALL

Total: 5-7-0 (ABC 2-0; ESPN 1-1; TNT 0-1; NBC 0-1; NFLN 2-4)
Home: 5-3-0
Away: 0-4-0

FRIDAY NIGHT FOOTBALL

Total: 0-1-0 (NFLN 0-1)
Home: 0-1-0
Away: 0-0-0

SATURDAY NIGHT FOOTBALL

Total: 1-2-0 (ABC 1-0, ESPN 0-2)
Home: 0-2-0
Away: 1-0-0

OVERTIME

Total: 17-21-0
Home: 11-11-0
Away: 6-10-0

SEASON OPENERS

Total: 30-28-0
Home: 15-12-0
Away: 15-16-0

DOMES

Total: 135-133-2
Astrodome (Houston): 113-103-2
Cowboys Stadium (Dallas): 1-0-0
Edward Jones Dome (St. Louis): 0-1-0
Ford Field (Detroit): 2-0-0
Georgia Dome (Atlanta): 2-1-0
Kingdome (Seattle): 1-6-0
Lucas Oil Stadium (closed) (Indianapolis): 0-8-0
Metrodome (Minneapolis): 1-6-0
NRG Stadium (closed) (Houston): 5-4-0
RCA Dome (Indianapolis): 4-7-0
Silverdome (Detroit): 2-1-0
Superdome (New Orleans): 6-2-0

HOTTEST/COLDEST GAMES

FIVE HOTTEST GAMES

DATE	OPPONENT	SCORE	WEATHER
9/11/83	at L.A. Raiders	6-20 (L)	96°, clear
9/9/90	at Atlanta	27-47 (L)	94°, partly cloudy
10/7/62	BUFFALO	17-14 (W)	93°, showers
9/14/65	N.Y. JETS	27-21 (W)	93°, sunny
10/6/63	at Kansas City	7-28 (L)	92°, sunny

12 COLDEST GAMES

DATE	OPPONENT	SCORE	WEATHER
12/18/16	at Kansas City	19-17 (W)	1°, clear (-9° wind chill)
*1/10/04	at New England	14-17 (L)	4°, clear (-10° wind chill)
12/11/77	at Cleveland	19-15 (W)	7°, clear (-7° wind chill)
12/17/89	at Cincinnati	7-61 (L)	9°, overcast (0° wind chill)
12/8/13	at Denver	28-51 (L)	18°, clear (11° wind chill)
12/26/10	at Kansas City	14-34 (L)	19°, cloudy (10° wind chill)
12/17/00	at Cleveland	24-0 (W)	20°, snow (-10° wind chill)
12/14/80	at Green Bay	22-3 (W)	20°, clear (9° wind chill)
*1/6/80	at Pittsburgh	13-27 (L)	22°, part. cloudy (12° wind chill)
12/15/85	at Cleveland	21-28 (L)	22°, overcast (-7° wind chill)
12/18/88	at Cleveland	23-28 (L)	22°, overcast (0° wind chill)
12/16/07	at Kansas City	26-17 (W)	22°, clear (14° wind chill)

* Playoff game

ALL-TIME OFFENSIVE YARDS AND RANKINGS

Year	Total Plays	First Downs	Rush Yards (Rank)	Net Pass Yards (Rank)	Total Yards (Rank)	Total Points
1960	930	262	1,565 (3)	3,371 (1)	4,936 (1)	379
1961	964	293	1,896 (2)	4,392 (1)	6,288 (1)	513
1962	943	266	1,742 (4)	3,229 (2)	4,971 (2)	387
1963	870	254	1,210 (7)	3,222 (1)	4,432 (4)	302
1964	942	284	1,347 (7)	3,527 (2)	4,874 (4)	310
1965	905	227	1,178 (7)	2,813 (2)	3,991 (5)	298
1966	926	246	1,515 (5)	2,897 (4)	4,412 (7)	335
1967	828	207	2,122 (1)	1,381 (9)	3,503 (8)	258
1968	905	240	1,804 (4)	2,548 (4)	4,352 (5)	303
1969	965	256	1,706 (5)	2,825 (2)	4,531 (4)	278
1970	922	232	1,556 (19)	2,506 (7)	4,062 (10)	217
1971	815	201	1,106 (26)	2,409 (6)	3,515 (22)	251
1972	817	183	1,518 (23)	1,673 (23)	3,191 (26)	164
1973	840	193	1,388 (26)	1,919 (16)	3,307 (24)	199
1974	817	200	1,361 (26)	1,977 (20)	3,338 (24)	236
1975	900	234	2,068 (12)	1,869 (23)	3,937 (19)	293
1976	878	199	1,498 (27)	2,072 (15)	3,570 (24)	222
1977	879	228	1,989 (14)	1,875 (17)	3,864 (18)	299
1978	993	276	2,476 (6)	2,338 (18)	4,814 (16)	283
1979	1,034	268	2,571 (4)	2,256 (25)	4,827 (22)	362
1980	1,063	329	2,635 (2)	3,007 (17)	5,642 (4)	295
1981	947	241	1,734 (23)	2,777 (23)	4,511 (27)	281
1982	551	138	799 (26)	1,574 (19)	2,373 (28)	136
1983	1,033	295	1,998 (18)	2,902 (23)	4,900 (24)	288
1984	969	284	1,656 (23)	3,228 (17)	4,884 (23)	240
1985	998	270	1,570 (25)	3,082 (19)	4,652 (24)	284
1986	1,089	299	1,700 (19)	3,449 (13)	5,149 (16)	274
1987	998	294	1,923 (14)	3,300 (7)	5,223 (8)	345
1988	1,010	308	2,249 (4t)	2,956 (22)	5,205 (14)	424
1989	1,028	327	1,928 (12)	3,499 (10)	5,427 (9)	365
1990	1,006	376	1,417 (24)	4,805 (1)	6,222 (1)	405
1991	1,022	353	1,366 (23)	4,621 (1)	5,987 (2)	386
1992	958	339	1,626 (18)	4,029 (1)	5,655 (3)	352
1993	1,066	330	1,792 (12)	3,866 (3)	5,658 (3)	368
1994	1,036	278	1,682 (12)	2,799 (25)	4,481 (26)	226
1995	1,046	295	1,664 (18)	3,241 (19)	4,905 (23)	348
1996	972	287	1,950 (6)	3,098 (21)	5,048 (18)	345
1997	993	288	2,414 (3)	2,505 (29)	4,919 (18)	333
1998	1,016	308	1,970 (9)	3,291 (15)	5,261 (9)	330
1999	1,011	294	1,811 (13)	3,479 (13t)	5,290 (13)	392
2000	1,036	299	2,084 (7)	3,266 (16)	5,350 (14)	346
2001	1,026	288	1,794 (12)	3,558 (8t)	5,352 (8)	336
2002	1,032	312	1,952 (11)	3,320 (20)	5,272 (17)	367
2003	1,013	310	1,623 (26)	3,878 (5)	5,501 (8)	435
2004	1,053	308	1,871 (14)	3,616 (10)	5,487 (11)	344
2005	1,022	279	1,525 (23)	3,597 (9)	5,122 (17)	299
2006	945	261	2,214 (5)	2,596 (30)	4,810 (27)	324
2007	1,037	306	2,109 (5)	2,878 (27)	4,987 (21)	301
2008	973	268	2,199 (7)	2,819 (27)	5,018 (21)	375
2009	990	288	2,592 (2)	3,031 (23)	5,623 (12)	354
2010	907	252	1,727 (17)	3,107 (25)	4,834 (27)	356
2011	984	281	1,438 (31)	3,923 (12)	5,361 (17)	325
2012	957	260	1,687 (21)	3,323 (22)	5,010 (26)	330
2013	1,032	311	1,894 (14)	3,496 (21)	5,390 (22)	362
2014	919	258	1,447 (26)	3,412 (22)	4,859 (29)	254
2015	976	298	1,485 (25)	3,503 (25t)	4,988 (30)	299
2016	1,008	322	2,187 (3)	3,541 (25)	5,728 (11)	381

ALL-TIME DEFENSIVE YARDS AND RANKINGS

Year	Total Plays	First Downs	Rush Yards (Rank)	Net Pass Yards (Rank)	Total Yards (Rank)	Total Points
1960	995	282	1,027 (2)	3,874 (8)	4,901 (6)	285
1961	899	235	1,634 (6)	2,391 (2)	4,025 (2)	242
1962	880	217	1,569 (3)	2,561 (2)	4,130 (2)	270
1963	873	256	1,710 (7)	2,606 (3)	4,316 (6)	372
1964	896	267	1,961 (7)	3,280 (6)	5,241 (8)	355
1965	946	271	2,683 (8)	2,470 (2)	5,153 (8)	429
1966	881	244	1,833 (7)	3,162 (8)	4,995 (9)	396
1967	910	233	1,637 (7)	2,418 (3)	4,055 (4)	199
1968	854	198	1,704 (4)	1,671 (1)	3,375 (1)	248
1969	833	183	1,556 (5)	2,217 (2)	3,773 (2)	279
1970	840	227	1,793 (17)	2,605 (24)	4,398 (25)	352
1971	880	237	1,723 (11)	2,072 (10)	3,795 (9)	330
1972	894	263	2,591 (25)	2,143 (11)	4,734 (23)	380
1973	929	274	2,410 (23)	2,237 (20)	4,647 (24)	447
1974	919	268	2,050 (19)	2,375 (20)	4,425 (22)	282
1975	952	264	1,680 (3)	2,457 (17)	4,137 (11)	226
1976	935	226	2,072 (16)	1,915 (8)	3,987 (10)	273
1977	933	247	1,815 (10)	2,142 (20)	3,957 (14)	230
1978	1,021	292	2,072 (9)	2,842 (24)	4,914 (17t)	298
1979	1,038	304	2,225 (17)	2,765 (14)	4,990 (13)	331
1980	932	259	1,811 (8)	2,801 (4)	4,612 (5)	251
1981	1,084	325	2,411 (24)	3,315 (17)	5,726 (24)	355
1982	613	187	1,225 (23)	2,213 (25)	3,438 (28)	245
1983	1,031	332	2,787 (28)	2,845 (4)	5,632 (22)	460
1984	1,075	345	2,789 (28)	3,179 (11)	5,968 (27)	437
1985	1,091	356	2,814 (28)	3,341 (18)	6,155 (27)	412
1986	1,054	285	2,035 (20)	2,999 (8)	5,034 (13)	329
1987	976	287	1,848 (17)	3,145 (17)	4,993 (17)	349
1988	985	304	1,592 (4)	3,266 (13)	4,858 (8)	365
1989	940	314	1,669 (9)	3,542 (17)	5,211 (13)	412
1990	890	279	1,575 (8)	3,060 (14)	4,635 (11)	307
1991	984	280	1,540 (6)	3,208 (14)	4,748 (9)	251
1992	907	254	1,634 (9)	2,577 (3)	4,211 (3)	258
1993	1,003	289	1,273 (1)	3,601 (23)	4,874 (14)	238
1994	971	275	2,120 (28)	2,795 (2)	4,915 (9)	352
1995	983	267	1,526 (8)	3,125 (3)	4,651 (5)	324
1996	956	271	1,385 (2)	3,225 (13)	4,610 (6)	319
1997	992	292	1,573 (4)	3,658 (27)	5,231 (22)	310
1998	955	279	1,610 (9t)	3,511 (20)	5,121 (16)	320
1999	994	300	1,550 (10)	3,695 (25)	5,245 (17)	324
2000	908	215	1,390 (3)	2,423 (1)	3,813 (1)	191
2001	996	300	1,431 (5)	4,084 (31)	5,515 (25)	388
2002	974	297	1,424 (2)	3,540 (25)	4,964 (10)	324
2003	926	275	1,295 (1)	3,606 (30)	4,901 (12)	324
2004	977	318	1,917 (18)	3,807 (26)	5,724 (27)	439
2005	960	294	1,894 (22)	3,216 (17)	5,110 (19)	421
2006	1,062	329	2,313 (30)	3,602 (27)	5,915 (32)	400
2007	978	268	1,478 (5)	3,187 (10)	4,665 (5)	297
2008	1,022	276	1,502 (6)	3,196 (9)	4,698 (7)	234
2009	1,038	323	1,711 (10t)	4,139 (31)	5,850 (28)	402
2010	1,139	356	1,851 (20)	4,032 (29)	5,883 (26)	339
2011	1,080	324	2,053 (24)	3,629 (14)	5,682 (T-18)	317
2012	1,086	358	2,035 (24)	3,964 (26)	5,999 (27)	471
2013	1,027	329	1,795 (20)	3,612 (11)	5,407 (14)	381
2014	1,099	357	2,195 (31)	3,773 (15)	5,968 (27)	438
2015	1,003	317	1,797 (18)	3,678 (7)	5,475 (12)	423
2016	1,031	324	1,413 (2)	4,307 (30)	5,720 (20)	378