



JACKSONVILLE JAGUARS AT NEW YORK JETS

2017 NFL WEEK 4 GAME RELEASE
SUNDAY, OCTOBER 1 | 1 PM EDT | METLIFE STADIUM



FOR IMMEDIATE RELEASE

TUESDAY, SEPT. 26, 2017



JACKSONVILLE JAGUARS (2-1) vs. NEW YORK JETS (1-2)

SUNDAY, OCT. 1, 2017 • 1 P.M. EDT • METLIFE STADIUM (82,500)



Tad Dickman - Sr. Manager, Public Relations • Amanda Holt - Business Public Relations Strategy Manager • Alex Brooks - Public Relations Coordinator
 Andy Esworthy - Public Relations Assistant • Gaby Moran - Public Relations Assistant • Dan Edwards - Sr. Vice President, Communications



THE OVERVIEW

In Week 4, the Jacksonville Jaguars (2-1) travel to New Jersey to face the New York Jets (1-2) at MetLife Stadium in East Rutherford. The Jaguars, who are above .500 entering Week 4 for the first time since 2007, have the NFL's best point differential (+38) after defeating Baltimore, 44-7, on Sunday in London. Defensively, the Jaguars have registered eight takeaways, including four INTs and a league-high four fumble recoveries. The Jaguars' eight takeaways are tied for the second-most in the NFL and their plus-five turnover margin ranks second in the NFL. The team's 13 sacks through three games are the most in franchise history and the most in the NFL in 2017. The Jaguars defense leads the NFL in opposing passing yards-per-game (124.3) after holding the Ravens to 64 passing yards, including 28 passing yards by QB **Joe Flacco**, and ranks third in total defense (259.7 yards allowed-per-game).



UNDER MARRONE'S GUIDANCE

Jaguars Head Coach **Doug Marrone** was officially hired to the helm on Jan. 9, 2017, after serving two games (1-1) as the interim head coach to conclude the 2016 season. In five games under Marrone's guidance, the Jaguars are 3-2 and are averaging 137.2 rushing yards-per-game (third-best in the NFL) and allowing sacks on just 3.6 percent of their pass attempts, the fourth-best mark in the NFL over that span. The team has allowed two-or-fewer sacks in all five games under Marrone and held the Texans in Week 1 and the Ravens in Week 3 to zero sacks. Since taking over as the head coach, Marrone has seen the Jaguars rank third in the NFL in both point differential (+55) and turnover margin (+5), dating back to Week 16 of the 2016 season, and outscore opponents by 13.0 points in the first half of those five games, the largest point margin in the first half of games over that span.



LEWIS HAULS IN A HAT TRICK

Twelfth-year TE **Marcedes Lewis** was nominated for AFC Offensive Player of the Week after posting three TD receptions in the team's 44-7 victory over Baltimore in London's Wembley Stadium in Week 3. Lewis, who was appearing in his 157th career game for the Jaguars, caught TD passes of 17, 30 and 4 yards. Lewis tied the franchise single-game record for touchdown receptions in a game, joining WR Allen Robinson and former WR **Jimmy Smith**. Lewis also joins fellow teammate **Allen Hurns** and former NFL WR **Brandon Lloyd** as the only three players in NFL history to catch three or more touchdowns at London's Wembley Stadium. In Week 3, Lewis improved his career TD receptions total to 31, surpassing Wide Receivers Coach and former WR **Keenan McCardell** (30; 1996-2001) for the second-most receiving TDs in franchise history. Lewis now trails only Smith (67 receiving TDs from 1995-05) in career receiving TDs for the Jaguars. Lewis owns the team record for receptions (355), career TDs (31), receiving yards (4,246) and receptions of 30-plus yards (16) by a TE.



AFC SOUTH 2017 STANDINGS

Team	W	L	T	PF	PA	Home	Road	Div	Conf	Streak
Jaguars	2	1	0	89	51	1-1	1-0	1-1	2-1	1W
Titans	2	1	0	86	69	1-1	1-0	1-0	1-1	2W
Colts	1	2	0	53	90	1-1	0-1	0-0	1-0	1W
Texans	1	2	0	53	74	0-1	1-1	0-1	1-2	1L



ON THE CALL

TV BROADCAST INFORMATION: This Sunday's game will be broadcast regionally on CBS, locally on WJAX 47. **Andrew Catalon** will handle the play-by-play duties with **James Lofton** providing analysis.

RADIO BROADCAST INFORMATION: WJXL 1010-AM/92.5-FM returns as the team's radio broadcast partner in 2017, along with simulcast partner WONE 99.9-FM. Jaguars radio broadcasts feature play-by-play announcer **Frank Frangie** joining former Jaguars **Jeff Lageman** and **Tony Boselli** in the booth, with **Rick Ballou** reporting from the sidelines. Jaguars.com reporter **J.P. Shadrick** co-hosts game day studio coverage alongside **Mike Dempsey** for the Jaguars radio network. The Publix tailgate show starts the gameday broadcast three hours prior to kickoff.



MEDIA SCHEDULE

Wednesday, Sept. 27

10:45 a.m. Head Coach **Doug Marrone** available in TV studio
 11:50 a.m.-12 p.m... Practice open to media on practice fields
 1:50-2:35 p.m. Locker room open for interviews
 2:45 p.m. QB **Blake Bortles** available in TV studio

WEDNESDAY CONFERENCE CALLS

Jets: HC **Todd Bowles** at 3:45 p.m.

Thursday, Sept. 28

10:40-11 a.m. Practice open to media at Daily's Place
 1:50 p.m. OC **Nathaniel Hackett**, DC **Todd Wash** & STC
Joe DeCamillis available
 1:50-2:35 p.m. Locker room open for interviews

Friday, Sept. 29

11-11:20 a.m. Practice open to media
 12:25 p.m. Head Coach **Doug Marrone** available in media lobby
 12:25-1:10 p.m.. Locker room open to media

Saturday, Sept. 30

(No media availability - travel day)

Sunday, Oct. 1

1 p.m. Kickoff at New York Jets



JAGUARS MEDIA

The Jaguars Public Relations department utilizes Jaguars.com/media to keep the media up-to-date with relevant materials. On this site, you will find press releases, weekly game releases, transcripts, updated player biographies, results, game books, as well as the 2017 Jaguars media guide. For a PDF version of the media guide, please visit: http://prod.static.jaguars.clubs.nfl.com/assets/PDFs/MediaGuide/2017_mediaguide.pdf

To be added to the Jaguars distribution list, please email **Gaby Moran** (morang@nfl.jaguars.com).

MEDIA INFORMATION

2017 REGULAR SEASON SCHEDULE

Date	Opponent	Time/Result
Sun. Sept. 10	at Houston Texans	W, 29-7
Sun. Sept. 17	TENNESSEE TITANS	L, 16-37
Sun. Sept. 24	BALTIMORE RAVENS	W, 44-7
Sun. Oct. 1	at New York Jets	1 p.m. (CBS)
Sun. Oct. 8	at Pittsburgh Steelers	1 p.m. (CBS)
Sun. Oct. 15	LOS ANGELES RAMS	4:05 p.m. (FOX)
Sun. Oct. 22	at Indianapolis Colts	1 p.m. (CBS)
Sun. Oct. 29	BYE WEEK	
Sun. Nov. 5	CINCINNATI BENGALS	1 p.m. (CBS)
Sun. Nov. 12	LOS ANGELES CHARGERS	1 p.m. (CBS)
Sun. Nov. 19	at Cleveland Browns	1 p.m. (CBS)
Sun. Nov. 26	at Arizona Cardinals	4:25 p.m. (CBS)
Sun. Dec. 3	INDIANAPOLIS COLTS	1 p.m. (CBS)
Sun. Dec. 10	SEATTLE SEAHAWKS	1 p.m. (FOX)
Sun. Dec. 17	HOUSTON TEXANS	1 p.m. (CBS)
Sun. Dec. 24	at San Francisco 49ers	4:05 p.m. (CBS)
Sun. Dec. 31	at Tennessee Titans	1 p.m. (CBS)

All Game Times Eastern • Bold games: HOME

NFL WEEK 4 SCHEDULE

Thursday, September 28

Chicago at Green Bay8:30 p.m.

Sunday, October 1

New Orleans at Miami.....9:30 a.m.
 Buffalo at Atlanta 1 p.m.
 Pittsburgh at Baltimore 1 p.m.
 Cincinnati at Cleveland..... 1 p.m.
 Los Angeles Rams at Dallas 1 p.m.
 Tennessee at Houston 1 p.m.
 Detroit at Minnesota..... 1 p.m.
 Carolina at New England 1 p.m.
Jacksonville at New York Jets 1 p.m.
 San Francisco at Arizona.....4:05 p.m.
 Philadelphia at Los Angeles Chargers.4:05 p.m.
 New York Giants at Tampa Bay4:05 p.m.
 Oakland at Denver4:25 p.m.
 Indianapolis at Seattle.....8:30 p.m.

Monday, October 2

Washington at Kansas City8:30 p.m.

All Game Times Eastern

PRONUNCIATION GUIDE

Eli Ankou	EE-lee ANN-koo
Arrelious Benn	a-REEL-ee-us
Abry Jones	A-bree
A.J. Bouye	BOY-yay
A.J. Cann	CAN
Calais Campbell	kuh-LAY-us
Tashaun Gipson	tuh-SHAWN
Abry Jones	A-bree
Yannick Ngakoue	yah-NEEK in-GAH-kway
Patrick Omameh	oh-MAH-meh
Jerme Parnell	Jeremy
William Poehls	pails
Paul Posluszny	puz-LUZ-nee
James O'Shaughnessy	O-SEAN-uh-see
Dawuane Smoot	duh-WAHN
Jarrold Wilson	Jared

2017 TV AFFILIATES

WJAX	Jacksonville (flagship)
WFOX	Jacksonville (flagship)
WFTV	Orlando, Fla.
WSAV	Savannah, Ga.
WJTC	Mobile, Ala.
WTVY	Dothan, Ala.
WCJB	Gainesville, Fla.
WJHG	Panama City, Fla.
WCTV	Tallahassee, Fla.
WTAT	Charleston, S.C.
WSWG	Albany, Ga.
WIYC	Montgomery Selma, Ala.
WTVM	Columbus, Ga.
WRDW	Augusta, Ga.

2017 RADIO AFFILIATES

WJXL 1010 AM/92.5 FM Jacksonville (flagship)

STATION	CITY	AM/FM	STATION	CITY	AM/FM
WGNE	Jacksonville	99.9 FM	WJEM	Valdosta, Ga.	1150 AM/96.1 FM
WAOC	St. Augustine	1240 AM	WDDQ	Valdosta, Ga.	92.1 FM
WHOG	Daytona Beach	92.1 FM	WHFX	Brunswick, Ga.	107.7 FM
WGGG	Gainesville	92.1 FM/900 AM	WIFO	Jesup, Ga.	105.5 FM
WBDO	Orlando	1080 AM	WAYX	Waycross, Ga.	96.3 FM
WJHC	Jasper	107.5 FM	WZBX	Statesboro, Ga.	106.5 FM
WIXC	Melbourne	1060 AM	WNZF	Palm Coast	1550 AM
WMOP	Ocala	100.1 FM/1230 AM	WKBX	Kingsland, Ga.	106.3 FM

WEEKLY BROADCAST LINEUP

DAY	SHOW NAME	SHOW HOSTS	TIME	STATION
Monday	Jaguars Monday	J.P. Shadrick, Tony Boselli, Pete Prisco	6-8 p.m.	1010 XL, 92.5, jaguars.com
	Jaguars All Access presented by Fields Auto Group	Brent Martineau, Jeff Lageman, Calais Campbell and a player guest	7-7:30 p.m.	WJAX-TV
Tuesday	Jags Wired		11:35 p.m.	WFOX-TV
Wednesday	Jaguars.com Live presented by EverBank		1:30 p.m.	Jaguars.com
Thursday	Doug Marrone Show	Doug Marrone, Jeff Lageman, J.P. Shadrick	6-7 p.m.	1010 XL, 92.5, 99.9, jaguars.com
	Jaguars Thursday	J.P. Shadrick, Jeff Lageman, Tony Boselli	7-8 p.m.	1010 XL, 92.5, jaguars.com
Game day	EverBank Jaguars Weekend	J.P. Shadrick	10:30-11 a.m.	WFOX-TV
	Publix Tailgate Show	J.P. Shadrick, Mike Dempsey, others	3 hours before game	1010 XL, 92.5, jaguars.com
	Countdown to Kickoff	J.P. Shadrick, Mike Dempsey, others	1 hour before game	1010 XL, 92.5, 99.9, jaguars.com
	Jaguars Game Day	Frank Frangie, Jeff Lageman, Tony Boselli, Rick Ballou		1010 XL, 92.5, 99.9, jaguars.com
	Jaguars Postgame	J.P. Shadrick, Mike Dempsey, Jeff Lageman, Fred Taylor	Postgame	1010 XL, 92.5, 99.9, jaguars.com
	Scoreboard Show	J.P. Shadrick, Mike Dempsey	1 hour after game ends	1010 XL, 92.5, jaguars.com

2017 JACKSONVILLE JAGUARS • REGULAR SEASON WEEK 4 • VS. NEW YORK JETS

2016 STATISTICS

2017 BY THE NUMBERS

199

Rookie RB **Leonard Fournette** has rushed 57 times for 199 yards in his first three games, the most by a Jaguars rookie RB through three career games. Fournette also recorded a rushing TD in each of his first three NFL games to become the first player in Jaguars history to record three rushing TDs through three career games.

64

The Jaguars defense allowed 64 total passing yards in Week 3, the second-lowest total passing yards allowed in a game in franchise history (Dec. 3, 2000 vs. Cleveland, 33 passing yards).

37

The Jaguars defense registered three takeaways against Baltimore on Sunday. The Jaguars were able to score 21 points from the three takeaways and have now totaled 37 points scored off of turnovers this season, the most in the NFL.

23

The Jaguars led the Ravens by 23 points at halftime (23-0), marking the team's largest lead at halftime since Week 4 of the 2009 season, when they led Tennessee, 27-3, according to NFL Research.

4

In Week 3 vs. Baltimore, QB **Blake Bortles** completed 20-of-31 passes for 244 passing yards and four TDs, marking his fourth career game with four TDs or more and the eighth time in franchise history.

2

Through the first three games of the season, the Jaguars offensive line has only allowed two sacks, currently tied for the fewest in the NFL and the second-fewest by the Jaguars through the first three weeks of a season in franchise history.

JAGUARS MILESTONES

QB Blake Bortles:

- Has been sacked two-or-fewer times in six consecutive games entering Week 4 at NYJ

CB A.J. Bouye:

- Needs three more PDs in 2017 to register his fourth consecutive season with at least six PDs

DE Calais Campbell:

- Needs 0.5 more sacks in 2017 to register his ninth consecutive season with at least 5.0 sacks

FS Tashaun Gipson:

- Needs one more INT in 2017 to register his fourth season with multiple INTs

WR Marqise Lee:

- Needs 100 receiving yards in Week 4 at NYJ to register his first 100-yard receiving game since 12/11/16 vs. MIN

K Jason Myers:

- Needs a FG in Week 4 at NYJ to extend his consecutive games with a made FG streak to nine games

LB Paul Posluszny:

- Needs one INT to tie DB **Derek Cox** (12; 2009-12) for the fourth-most career INTs in franchise history

2017 NFL STANDINGS

AFC East

Team	W	L	T	PF	PA	Home	Road	Div	Conf	Streak
Bills	2	1	0	50	37	2-0	0-1	1-0	2-0	1W
Patriots	2	1	0	99	95	1-1	1-0	0-0	1-1	2W
Dolphins	1	1	0	25	37	0-0	1-1	0-1	1-1	1L
Jets	1	2	0	52	72	1-0	0-2	1-1	1-2	1W

AFC North

Team	W	L	T	PF	PA	Home	Road	Div	Conf	Streak
Steelers	2	1	0	64	50	1-0	1-1	1-0	1-0	1L
Ravens	2	1	0	51	54	1-0	1-1	2-0	2-1	1L
Browns	0	3	0	56	76	0-1	0-2	0-2	0-3	3L
Bengals	0	3	0	33	60	0-2	0-1	0-1	0-2	3L

AFC South

Team	W	L	T	PF	PA	Home	Road	Div	Conf	Streak
Titans	2	1	0	86	69	1-1	1-0	1-0	1-1	2W
Jaguars	2	1	0	89	51	1-1	1-0	1-1	2-1	1W
Colts	1	2	0	53	90	1-1	0-1	0-0	1-0	1W
Texans	1	2	0	53	74	0-1	1-1	0-1	1-2	1L

AFC West

Team	W	L	T	PF	PA	Home	Road	Div	Conf	Streak
Chiefs	3	0	0	93	57	1-0	2-0	1-0	2-0	3W
Broncos	2	1	0	82	64	2-0	0-1	1-0	1-1	1L
Raiders	2	1	0	81	63	1-0	1-1	0-0	2-0	1L
Chargers	0	3	0	48	67	0-2	0-1	0-2	0-3	3L

NFC East

Team	W	L	T	PF	PA	Home	Road	Div	Conf	Streak
Eagles	2	1	0	77	68	1-0	1-1	2-0	2-0	1W
Cowboys	2	1	0	64	62	1-0	1-1	1-0	2-0	1W
Redskins	2	1	0	71	60	1-1	1-0	0-1	1-1	2W
Giants	0	3	0	37	70	0-1	0-2	0-2	0-3	3L

NFC North

Team	W	L	T	PF	PA	Home	Road	Div	Conf	Streak
Vikings	2	1	0	72	62	2-0	0-1	0-0	2-0	1W
Lions	2	1	0	85	63	1-1	1-0	0-0	2-1	1L
Packers	2	1	0	67	67	2-0	0-1	0-0	1-1	1W
Bears	1	2	0	47	69	1-1	0-1	0-0	0-2	1W

NFC South

Team	W	L	T	PF	PA	Home	Road	Div	Conf	Streak
Falcons	3	0	0	87	66	1-0	2-0	0-0	3-0	3W
Panthers	2	1	0	45	40	1-1	1-0	0-1	1-1	1L
Buccaneers	1	1	0	46	41	1-0	0-1	0-0	1-1	1L
Saints	1	2	0	73	78	0-1	1-1	1-0	1-1	1W

NFC West

Team	W	L	T	PF	PA	Home	Road	Div	Conf	Streak
Rams	2	1	0	107	75	1-1	1-0	1-0	1-1	1W
Seahawks	1	2	0	48	59	1-0	0-2	1-0	1-1	1L
Cardinals	1	2	0	56	76	0-1	1-1	0-0	0-2	1L
49ers	0	3	0	51	76	0-2	0-1	0-2	0-3	3L

2017 TEAM CAPTAINS

Twelfth-year TE **Mercedes Lewis** and fourth-year C **Brandon Linder** will serve as the team's offensive captains. Lewis is the longest-tenured player on the roster and the second-longest tenured player in franchise history. Linder enters his fourth year as a starting lineman and his second year as the starting center. Eleventh-year LB **Paul Posluszny** and fourth-year LB **Telvin Smith** will serve as Jacksonville's defensive captains. Posluszny has registered 928 tackles for the Jaguars and this marks his fourth consecutive year as a defensive captain. Since taking over as a starter in Week 12 of the 2014 season, Smith has amassed 326 tackles, the second-most in the NFL during that span. For the special teams units, seventh-year WR **Arrelious Benn** will serve as a captain. Benn appeared in 15 games last season. The captains were voted upon by the Jaguars' 53-man roster.

GAME NOTES



2017 ROSTER FACTS

Oldest Jaguars Player: Mercedes Lewis, 33, 5/19/84

Youngest Jaguars Player: Cam Robinson, 21, 10/9/95

Heaviest Jaguars Player: William Poehls, 344

Lightest Jaguars Player: Peyton Thompson, 184

Tallest Jaguars Player: Calais Campbell & William Poehls, 6-8

Shortest Jaguars Player: Jason Myers, Tyler Patmon, & Peyton Thompson, 5-10

Coaches who played football professionally: Doug Marrone (head coach), Marion Hobby (defensive line coach) Keenan McCardell (wide receivers coach), Ron Middleton (tight ends coach/assistant special teams coach), Scott Milanovich (quarterbacks coach), Tom Myslinski (strength and conditioning coordinator), Cedric Scott (assistant strength and conditioning coach), Tyrone Wheatley (running backs coach)

Most seasons with the Jaguars: Mercedes Lewis, 12

Most NFL Seasons: Mercedes Lewis, 12

College with the most Jaguars: Miami (Fla.), 3 - Calais Campbell, Allen Hurns, Brandon Linder; Michigan, 3 - Chad Henne, Patrick Omoreh, Jarrod Wilson; UCLA, 3 - Eli Ankou, Mercedes Lewis, Myles Jack

Former 1st round picks: 5- TE Mercedes Lewis (Jaguars - 2006), QB Blake Bortles (Jaguars - 2014), Dante Fowler Jr. (Jaguars - 2015), CB Jalen Ramsey (Jaguars - 2016), RB Leonard Fournette (Jaguars - 2017)

Players with Super Bowl rings: DL Malik Jackson, LB Lerentee McCray



JAGUARS/JETS REG. SEASON SERIES BREAKDOWN

Series Meetings: 11

Jaguars' Record: 6-5 (Home: 3-1/ Away 3-4)

First Game: JAX 27, at NYJ 10 (9/17/95)

Last Game: JAX 28, at NYJ 23 (11/8/15)

Current Streak: 3 Losses

Longest JAX Win Streak: 3 (9/25/05 - 11/15/09)

Longest NYJ Win Streak: 3 (9/18/11 - 11/8/15)

Last JAX Home Win: (10/8/06): at JAX 41, NYJ 0

Last JAX Home Loss: (12/9/12): NYJ 17, at JAX 10

Last JAX Road Win: (11/15/09): JAX 24, at NYJ 22

Last JAX Road Loss: (11/8/15): at NYJ 28, JAX 23

JAX Shutouts: (10/8/06): at JAX 41, NYJ 0

NYJ Shutouts: none

Most JAX points: 41, (10/8/06): at JAX 41, NYJ 0

Most NYJ points: 32, (9/18/11): at NYJ 32, JAX 3

Total JAX points: 212

Total NYJ points: 185

Average JAX points: 19.3

Average NYJ points: 16.8

Largest JAX Win: 41, (10/8/06): at JAX 41, NYJ 0

Largest NYJ Win: 29, (9/18/11): at NYJ 32, JAX 3

Most Pts., Both Teams: 51, (11/8/15): at NYJ 28, JAX 23

Fewest Pts., Both Teams: 22, (10/11/99): JAX 16, at NYJ 6



JAGUARS/JETS 2017 TEAM COMPARISONS

*All based on NFL Rankings

	Jaguars	Jets
Record	2-1	1-2
Division Standing	2nd (AFCS)	4th (AFCE)
Turnover Margin	+5 (T-1st)	-2 (T-22nd)
Offense		
Yds Per Game	333.3 (13th)	273.7 (30th)
Yds Per Play	5.29 (14th)	4.92 (23rd)
Points Per Game	29.7 (4th)	17.3 (22nd)
Possession Average	31:07 (T9th)	30:41 (11th)
Rushing Yds Per Game	140.0 (5th)	89.0 (23rd)
Passing Yds Per Game	193.3 (23rd)	184.7 (26th)
Had Intercepted	2	2
Sacks Allowed/Yards	2/12	7/48
Fumbles/Lost	3/1	7/3
Third Down Pct.	32.4% (T25th)	38.5% (20th)
Red Zone TD Pct.	66.7% (T4th)	60.0% (T14th)
Give-Aways	3	5
Defense		
Yds Per Game	259.7 (3rd)	347.7 (24th)
Yds Per Play	4.17 (1st)	5.49 (22nd)
Points Per Game	17.0 (4th)	24.0 (24th)
Rushing Yds Per Game	135.3 (28th)	133.3 (27th)
Passing Yds Per Game	124.3 (1st)	214.3 (13th)
Interceptions	4	3
Sacks/Yards	13/70	5/31
Opponents Fumbles/Lost	4/4	2/0
Third Down Pct.	38.9% (T29th)	41.5% (T21st)
Red Zone TD Pct.	71.4% (T26th)	77.8% (T29th)
Take-Aways	8	3
Special Teams		
Punt-Average Yds (Gross)	48.6	47.1
Punt-Average Yds (Net)	40.6	42.7
Punt Returns-Avg. Per	3.3	7.7
Punt Returns-Avg. Per Allowed	25.3	8.7
Kickoff Returns-Avg. Per	20.0	23.0
Kickoff Returns-Avg. Per Allowed	15.3	21.6
Field Goals Made/Attempts	7/8	6/7
Penalties		
Penalties Against/Yds	29/258	20/203
Opp. Penalties Against/Yd	26/252	23/180



JAGUARS-JETS CONNECTIONS

Coaching Connections

Jets Special Teams Coordinator **Brant Boyer** played LB for five seasons with the Jaguars (1995-2000)... Jaguars Head Coach **Doug Marrone** spent four seasons with the Jets as their offensive line coach (2002-05)... Jaguars linebackers coach **Mark Collins** spent two seasons with the Jets as their outside linebackers coach (2015-16)... Jaguars assistant secondary coach **Joe Danna** spent two seasons with the Jets as their defensive backs coach (2015-16)... Jaguars offense-research coach **Eric Price** spent two seasons with the Jets as their offensive assistant (2001-02)... Jaguars assistant offensive line Coach **Tony Sparano Jr.** spent three seasons with the Jets as an intern (2012-13) and offensive assistant (2014)

Player Connections

Jets OL **Kelvin Beachum** played one season in Jacksonville (2016)... Jets LB **Julian Stanford** played one season in Jacksonville (2012)... Jets TE **Neal Sterling** was originally drafted by Jacksonville in the seventh round (220th overall) in the 2015 NFL Draft and played two seasons with the team (2015-16)... Jaguars FB **Tommy Bohanon** was originally drafted by the Jets (215th overall) in the 2013 NFL Draft and spent three seasons with the Jets (2013-2015)

2017 TEAM COMPARISON

JACKSONVILLE JAGUARS

JETS

STATISTIC	JAX	OPP
TOTAL FIRST DOWNS	63	56
Rushing	20	22
Passing	34	24
Penalty	9	10
3rd Down: Made/Att	12/37	14/36
3rd Down Pct.	32.4%	38.9%
4th Down: Made/Att	3/3	0/2
4th Down Pct.	100.0%	0%
POSSESSION AVG.	31:07	28:53
TOTAL NET YARDS	1,000	779
Avg. Per Game	333.3	259.7
Total Plays	189	187
Avg. Per Play	5.3	4.2
NET YARDS RUSHING	420	406
Avg. Per Game	140.0	135.3
Total Rushes	99	84
NET YARDS PASSING	580	373
Avg. Per Game	193.3	124.3
Sacked/Yards Lost	2/12	13/70
Gross Yards	592	443
Attempts/Completions	88/51	90/48
Completion Pct.	58.0%	53.3%
Had Intercepted	2	4
PUNTS/AVERAGE	12/48.6	15/43.5
NET PUNTING AVG.	40.6	41.3
PENALTIES/YARDS	29/258	26/252
FUMBLES/BALL LOST	3/1	4/4
TOUCHDOWNS	10	6
Rushing	3	3
Passing	6	3
Returns	1	0

STATISTIC	NYJ	OPP
TOTAL FIRST DOWNS	44	60
Rushing	12	16
Passing	26	36
Penalty	6	8
3rd Down: Made/Att	15/39	17/41
3rd Down Pct.	38.5%	41.5%
4th Down: Made/Att	1/1	0/3
4th Down Pct.	100.0%	0%
POSSESSION AVG.	30:41	29:19
TOTAL NET YARDS	821	1,043
Avg. Per Game	273.7	347.7
Total Plays	167	190
Avg. Per Play	4.9	5.5
NET YARDS RUSHING	267	400
Avg. Per Game	89.0	133.3
Total Rushes	74	84
NET YARDS PASSING	554	643
Avg. Per Game	184.7	214.3
Sacked/Yards Lost	7/48	5/31
Gross Yards	602	674
Attempts/Completions	86/60	101/65
Completion Pct.	69.8%	64.4%
Had Intercepted	2	3
PUNTS/AVERAGE	14/47.1	16/47.3
NET PUNTING AVG.	42.7	40.4
PENALTIES/YARDS	20/203	23/180
FUMBLES/BALL LOST	7/3	2/0
TOUCHDOWNS	5	10
Rushing	2	4
Passing	3	6
Returns	0	0

2017 OFFENSIVE LEADERS		
Category	Player	Total
Scoring	Jason Myers	29
Pass Completions	Blake Bortles	51
Pass Attempts	Blake Bortles	86
Completion Pct.	Blake Bortles	59.3%
Passing Yards	Blake Bortles	592
Passing TDs	Blake Bortles	6
Passing INTs	Blake Bortles	2
Passer Rating	Blake Bortles	93.8
Yards Per Attempt	Blake Bortles	6.9
Rushes	Leonard Fournette	57
Rushing Yards	Leonard Fournette	199
Rushing Avg.	Leonard Fournette	3.5
Rushing TDs	Leonard Fournette	3
Receptions	Allen Hurns	12
Receiving Yards	Allen Hurns	144
Reception Avg.	Allen Hurns	12.8
Receiving TDs	Mercedes Lewis	3

2017 OFFENSIVE LEADERS		
Category	Player	Total
Scoring	Chandler Catanzaro	22
Pass Completions	Josh McCown	60
Pass Attempts	Josh McCown	86
Completion Pct.	Josh McCown	69.8%
Passing Yards	Josh McCown	602
Passing TDs	Josh McCown	3
Passing INTs	Josh McCown	2
Passer Rating	Josh McCown	91.3
Yards Per Attempt	Josh McCown	7.0
Rushes	Bilal Powell	28
Rushing Yards	Matt Forte	94
Rushing Avg.	Matt Forte	4.1
Rushing TDs	J. McCown, B. Powell	1
Receptions	Jermain Kearse	14
Receiving Yards	Jermain Kearse	165
Reception Avg.	Robby Anderson	16.1
Receiving TDs	Jermain Kearse	2

IN THEIR LAST MEETING



NEW YORK JETS 28, JACKSONVILLE JAGUARS 23
Nov. 8, 2015 • MetLife Stadium • East Rutherford, New Jersey



	1	2	3	4	OT	TOTAL	FG (MADE) & MISSED
JACKSONVILLE JAGUARS	3	7	3	10	---	23	Myers (45) (39) (35)
NEW YORK JETS	14	0	7	7	---	28	

Jacksonville posted the first points of the game with a 45-yard FG by first-year K Jason Myers, 3-0, capitalizing on a 10-play, 29-yard drive (5:03). New York then struck twice in the first quarter to take an 11-point lead, 14-3, on a seven-yard TD pass from QB Ryan Fitzpatrick to WR Eric Decker (7-3) and a one-yard rushing TD by RB Chris Ivory (14-3). The Jaguars pulled within one possession in the second quarter when QB Blake Bortles connected with WR Allen Hurns on a 30-yard TD, 14-10, needing only two plays to march 50 yards for the score. In the second half of the game, Myers kicked a 39-yard FG after the Jaguars led a five-play, 23-yard drive (1:43), narrowing the game to a 14-13 deficit. Ivory registered his second rushing TD of the game, again for one yard at the goal line, following an eight-play, 73-yard drive (2:30) to make it a 21-13 score in New York's favor. After Myers nailed his third successful FG attempt of the game, this time from 35 yards to cap a nine-play, 73-yard possession (2:55), Fitzpatrick found WR Brandon Marshall in the end zone on a 20-yard TD pass, 28-16. Jacksonville was able to muster an extra seven points with 2:16 remaining on a 20-yard TD pass from Bortles to WR Bryan Walters, but the Jets held on for the 28-23 victory at MetLife Stadium.

Team	Q	Time	Scoring Play	Drive
Jax	1	8:59	J. Myers 45 yd. Field Goal	10-29, 5:03
NYJ	1	5:08	E. Decker 7 yd. pass from R. Fitzpatrick (Quigley kick)	6-51, 3:51
NYJ	1	0:43	C. Ivory 1 yd. run (Quigley kick)	7-32, 3:27
Jax	2	0:14	A. Hurns 30 yd. pass from B. Bortles (Myers kick)	2-50, 0:12
Jax	3	4:32	J. Myers 39 yd. Field Goal	5-23, 1:43
NYJ	3	2:02	C. Ivory 1 yd. run (Quigley kick)	8-73, 2:30
Jax	4	10:18	J. Myers 35 yd. Field Goal	9-73, 2:55
NYJ	4	2:41	B. Marshall 20 yd. pass from R. Fitzpatrick (Quigley kick)	3-25, 0:56
Jax	4	2:16	B. Walters 20 yd. pass from B. Bortles (Myers kick)	3-72, 0:25

TEAM STATS

	JAX	NYJ
First Downs (Run-Pass-Pen)	19(3-16-0)	14(2-12-0)
Total Yards-Plays-Avg.	436-65-6.7	290-64-4.5
Rushing Yards-Attempts-Avg.	98-19-5.2	29-28-1.0
Net Yards Passing (Sacked-Yds)	338 (6-43)	261 (2-11)
Att-Comp-Int	40-24-2	34-21-0
Third Down Conversions (%)	7-16 (44%)	5-15 (33%)
Fourth Down Conversions (%)	0-0 (0%)	1-1 (100%)
Punts-Avg.	5-40.6	9-39.0
Fumbles-Lost	3-2	1-0
Penalties-Yards	4-30	6-41
Time of Possession	29:16	30:44

INDIVIDUAL STATS

JAGUARS						JETS											
	ATT	YDS	AVG	LG	TD		ATT	YDS	AVG	LG	TD						
RUSHING						RUSHING											
T. Yeldon	14	64	4.6	45	0	C. Ivory	23	26	1.1	9	2						
B. Bortles	4	32	8.0	111	0	Z. Stacy	1	3	3.0	3	0						
D. Robinson	1	2	2.0	2	0	R. Fitzpatrick	4	0	0.0	1	0						
Total	19	98	5.2	45	0	Total	28	29	1.0	9	2						
PASSING						PASSING											
B. Bortles	40	24	381	6/43	2	44	2	87.6	R. Fitzpatrick	34	21	272	2/11	2	44	0	106.5
Total	40	24	381	6/43	2	44	2	87.6	Total	34	21	272	2/11	2	44	0	106.5
RECEIVING						RECEIVING											
A. Robinson	6	121	20.2	44	0	E. Decker	6	79	13.2	25	1						
A. Hurns	5	122	24.4	30	1	K. Thompkins	4	45	11.3	38	0						
B. Walters	5	54	10.8	20	1	B. Marshall	4	44	11.0	20	1						
T. Yeldon	3	37	12.3	21	0	C. Ivory	3	22	7.3	16	0						
J. Thomas	3	14	4.7	7	0	J. Kerley	2	22	11.0	11	0						
M. Lewis	1	27	27.0	27	0	J. Cumberland	1	44	44.0	44	0						
N. Jacobs	1	6	6.0	6	0	Z. Stacy	1	16	16.0	16	0						
Total	24	381	15.9	44	0	Total	21	272	13.0	44	2						

INTERCEPTION: 0

SACKS: 1.0 J. Odrick (-8 yds), 1.0 C. Clemons (-3 yds)

TACKLES (TOP 3): J. Cyprien 11 (6 solo), T. Smith 8 (6 solo), A. Colvin 8 (-5 yds)

INTERCEPTION: 2 (M. Williams)

SACKS: 2.0 L. Mauldin (-10 yds), 1.0 C. Pace (-14 yds), 0.5 D. Harrison (-2.5 yds), 0.5 D. Bailey (-2.5 yds), 0.5 S. Richardson (-3.5 yds), 0.5 M. Williams 9 (-2.5 yds) 1.0 Team (-8 yds)

TACKLES (TOP 3): D. Bailey 6 (3 solo), D. Harrison 6 (2 solo), D. Revis 5 (3 solo), S. Richardson 5 (2 solo)

SERIES HISTORY

JAGUARS ALL-TIME 300+ PASSING GAMES vs. NEW YORK JETS

The Jaguars have posted one 300-yard passing games vs. the Jets in franchise history. The Jaguars have a 0-1 record in such games.

PLAYER	PERFORMANCE	DATE	RESULT
Blake Bortles	381 yards	November 8, 2015 at New York Jets	L, 23-28

JAGUARS ALL-TIME 100+ RECEIVING GAMES vs. NEW YORK JETS

The Jaguars have posted two 100-yard receiving games vs. the Jets in franchise history. The Jaguars have a 0-1 record in such games.

PLAYER	PERFORMANCE	DATE	RESULT
Allen Hurns	122 yards	November 8, 2015 at New York Jets	L, 23-28
Allen Robinson	121 yards	November 8, 2015 at New York Jets	L, 23-28

JAGUARS ALL-TIME 100+ RUSHING GAMES vs. NEW YORK JETS

The Jaguars have posted four 100-yard rushing games vs. the Jets in franchise history. The Jaguars have a 3-1 record in such games.

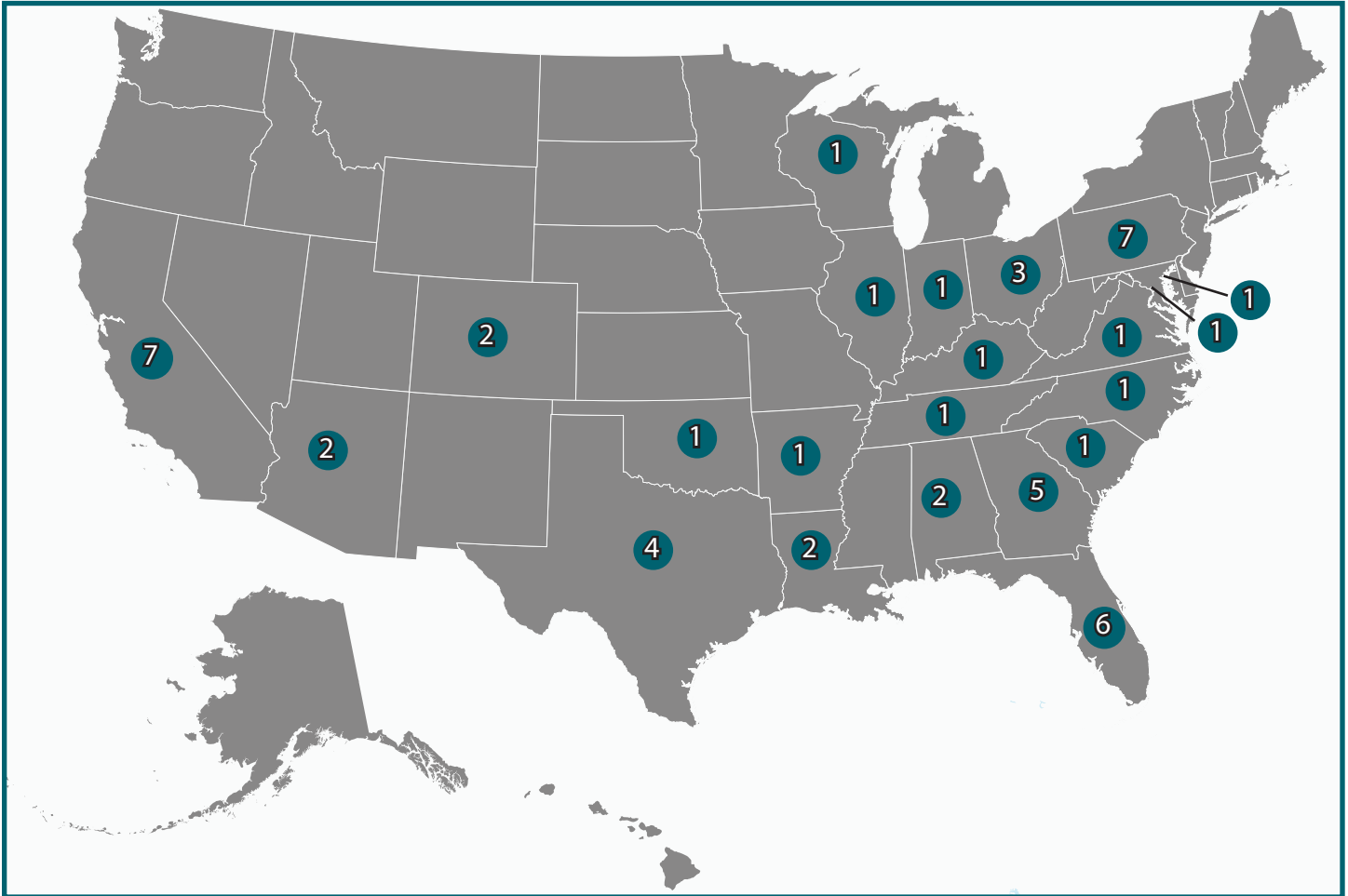
PLAYER	PERFORMANCE	DATE	RESULT
Maurice Jones Drew	123 yards	November 15, 2009 at New York Jets	W, 24-22
Maurice Jones Drew	111 yards	October 8, 2006 vs. New York Jets	W, 41-0
Fred Taylor	119 yards	November 23, 2003 at New York Jets	L, 10-13
Fred Taylor	142 yards	September 29, 2002 vs. New York Jets.....	W, 28-3



WR **Allen Hurns** registered 122 receiving yards and one TD vs. the New York Jets on Nov. 8, 2015.

HOMETOWN HEROES

The Jaguars players represent 25 states and two countries. Below is a breakdown. *Not seen is Canada.



ALABAMA (2)

Corey Grant
T.J. Yeldon

ARKANSAS (1)

Jermey Parnell

ARIZONA (2)

Myles Jack
William Poehts

CALIFORNIA (7)

Blair Brown
Malik Jackson
Marqise Lee
Mercedes Lewis
Jason Myers
Matt Overton
Peyton Thompson

COLORADO (2)

Calais Campbell
Max McCaffrey

DISTRICT OF COLUMBIA (1)

Arrelious Benn

FLORIDA (6)

Tommy Bohanon
Blake Bortles
Dante Fowler Jr.
Allen Hurns
Brandon Linder
Lerentee McCray

GEORGIA (5)

A.J. Bouye
Abry Jones
Jalen Myrick
Donald Payne
Telvin Smith

ILLINOIS (1)

James O'Shaughnessy

INDIANA (1)

Sheldon Day

KENTUCKY (1)

Keelan Cole

LOUISIANA (2)

Leonard Fournette
Cam Robinson

MARYLAND (1)

Yannick Ngakoue

NORTH CAROLINA (1)

Tyler Shatley

OHIO (3)

Patrick Omameh
Dawuane Smoot
Jarrod Wilson

OKLAHOMA (1)

Aaron Colvin

PENNSYLVANIA (7)

Barry Church
Chad Henne
Ben Koyack
Ryan Nassib
Lafayette Pitts
Paul Posluszny
Jaalen Strong

SOUTH CAROLINA (1)

A.J. Cann

TENNESSEE (1)

Jalen Ramsey

TEXAS (4)

Chris Ivory
Tashaun Gipson
Tyler Patmon
Dede Westbrook

VIRGINIA (1)

Josh Wells

WISCONSIN (1)

Brad Nortman

CANADA (1)

Eli Ankou

HEAD COACH DOUG MARRONE



Doug Marrone was named the sixth head coach of the Jaguars on Jan. 9, 2017 after previously serving as the team's interim head coach for the final two games of the 2016 season. Marrone was originally hired as the team's assistant head coach-offensive line coach on January 20, 2015, following a two-year stint as the head coach for the Buffalo Bills (2013-14).

In 2016, Marrone's offensive line allowed 34 sacks, 17 fewer than the previous season (51 sacks allowed) and 37 fewer than in 2014 (71 sacks allowed). The Jaguars' 34 sacks allowed were the fewest sacks allowed by the team since it yielded 31 sacks in 2007.

In his first season with the Jaguars in 2015, Marrone helped the offensive line provide protection for QB Blake Bortles, who set single-season franchise records with 355 completions, 606 pass attempts, 4,428 yards and 35 touchdowns. In addition, Marrone's squad blocked for rookie RB T.J. Yeldon, who accounted for 740 rushing yards and 279 receiving yards in 2015, becoming the first Jaguars rookie to surpass 1,000 scrimmage yards since Maurice Jones-Drew (1,377) in 2006. Yeldon also placed third among AFC RBs in 2016 with 84.9 scrimmage yards per game, trailing only LeSean McCoy and Chris Ivory.

Prior to joining the Jaguars, Marrone compiled a 15-17 mark at the Bills helm including a 9-7 mark in 2014, the team's most wins since 2004. He became only the third coach in Bills history to win 15 games in his first two seasons (Marv Levy, 19; Wade Phillips, 21). The Bills had six Pro Bowl selections during Marrone's two seasons.

The Bills had three different players with 60 receptions in 2014 for the first time in team history (Fred Jackson, 65; Sammy Watkins, 62; Robert Woods, 61) and the club produced six individual 100-yard receiving games. Watkins set team rookie records for receptions and receiving yards (982). The Bills ranked sixth in the NFL in 2014 with a plus-seven turnover differential.

In 2013, Marrone's offensive unit led the AFC and finished second in the NFL in rushing (144.2 avg.) while also leading the league with 95.5 pct. red zone efficiency mark. Rookie quarterback E.J. Manuel started 10 games and set team rookie records for passing touchdowns (11) and completions (180).

Prior to joining the Bills, Marrone spent four seasons (2009-12) as the head coach of his alma mater, Syracuse, where he led the program to a 21-17 record in the last three seasons. He guided the Orange to an 8-5 mark in 2010 and 2012 and both seasons culminated with a New Era Pinstripe Bowl championship. The Orange set several school records in 2012, including total yards (5,681), passing yards (3,619) and first downs (300). Marrone earned the American Football Coaches Association (AFCA) Region 1 Coach of the Year honors in 2011 and was a finalist for the Liberty Mutual Coach of the Year Award.

Marrone spent seven seasons in the NFL (2002-08) before becoming a collegiate head coach. From 2006-08, Marrone served as the offensive coordinator for the New Orleans Saints. He directed an offense that led the NFL in total offense (391.5 avg. in 2006; 410.7 avg. in 2008) and passing yards per game (281.4 avg. in 2006; 311.1 in 2008) in two different seasons (2006-08). The Saints' offensive line held their opponents to the fewest sacks allowed in the NFL in 2006 (16) and tied for the fewest sacks in the NFL from 2006-08 with 52 despite leading the NFL with 1,868 passing attempts during that span. Quarterback Drew Brees captured the NFL passing title in 2006 (4,418 yards) and 2008 (5,069) and became just the second passer in NFL history to eclipse 5,000 passing yards (Dan Marino, 1984).

Prior to his arrival in New Orleans, the franchise had never had a 4,000-yard passer or registered more than 5,700 yards of offense. Brees eclipsed 4,000 passing yards and the offense posted more than 5,700 yards in each of Marrone's three seasons with the Saints. The Saints established a team record with an NFL-best 6,264 yards of offense in 2006, 5,780 in 2007 (4th in the NFL) and led the NFL again in 2008 with 6,571 yards.

In Marrone's first season as an NFL offensive coordinator in 2006, left tackle Jammal Brown was voted to the All-Pro team and to the Pro Bowl in his first year at the position, while guard Jahri Evans was a unanimous All-Rookie selection. The Saints ranked fourth in the NFL in 2007 for total offense and set an NFL record for completions (440) and had franchise bests for passing first downs (222), attempts (652), touchdown passes (28) and completion percentage (67.5). In 2008, the Saints led the NFL in total offense while setting team records for points (463), total yards (6,571), net passing yards (4,977), touchdowns (57) and first downs (354).

Marrone was the offensive line coach of the New York Jets from 2002-05 and the team made two postseason appearances (2002, 2004) with him on the staff. In 2004, the Jets produced the NFL's third-best rushing offense (149.3 avg.) and Curtis Martin led the NFL with 1,697 rushing yards.

Before arriving in New York, Marrone served as tight ends/tackles coach at the University of Tennessee in 2001. He spent the 2000 season at the University of Georgia as offensive line coach after spending the previous five seasons (1995-99) at Georgia Tech where he was part of three consecutive bowl appearances. He was director of football operations for the Yellow Jackets in 1995 before coaching the tight ends in 1996 and offensive line from 1997-99.

Marrone began his coaching career in 1992 at Cortland (N.Y.) State as the school's tight ends coach before having stints as the offensive line coach at U.S. Coast Guard Academy (1993) and Northeastern University in 1994. A native of Bronx, New York, Marrone was a sixth-round draft pick of the Los Angeles Raiders in 1986 and played two years in the NFL. He played with the Miami Dolphins in 1987 and with the Saints in 1989. He also had playing stints with Pittsburgh, Dallas and Minnesota before closing his career with the NFL Europe's London Monarchs from 1991-92. Marrone was a three-year letterman at Syracuse. He returned to Syracuse and graduated in 1991 with a degree in liberal arts.

Doug and his wife, Helen, have two daughters, Madeline and Annie, and a son, Mack.

MARRONE'S TIMELINE

Team	Position	Years
Jacksonville Jaguars	Head Coach	2017
Jacksonville Jaguars	Asst. HC-Off./Off. Line Coach	2015-16*
Buffalo Bills	Head Coach	2013-14
Syracuse	Head Coach	2009-12
New Orleans Saints	Offensive Coordinator	2006-08
New York Jets	Offensive Line Coach	2002-05
Tennessee	Tight Ends/Tackles Coach	2001
Georgia	Offensive Line Coach	2000
Georgia Tech	Offensive Line Coach	1997-99
Georgia Tech	Tight Ends Coach	1996
Georgia Tech	Director of Football Operations	1995
Northeastern	Offensive Line Coach	1994
U.S. Naval Academy	Offensive Line Coach	1993
SUNY Cortland	Tight Ends Coach	1992

* Marrone was interim head coach for last two games in 2016

JAX COACHING HISTORY

Name (Years)	W-L	W%
Doug Marrone* (2016-17)	3-2	.600
Gus Bradley (2013-16)	14-47	.230
Mike Mularkey (2012)	2-14	.125
Mel Tucker^ (2011)	2-3	.400
Jack Del Rio (2003-11)	68-71	.489
Tom Coughlin (1995-2002)	68-60	.531

* Marrone was interim head coach for last two games (1-1) in 2016
^ Tucker was interim head coach for last five games (2-3) in 2011

OFFENSIVE STATISTICS

LONDON CALLING

On Aug. 21, 2012, the Jaguars made history by becoming the first NFL team to commit to playing four home games at London's historic Wembley Stadium. Jaguars Owner **Shad Khan**, along with NFL Commissioner **Roger Goodell**, declared that the Jaguars would play one game each season in the United Kingdom from 2013-16. The deal has been extended through 2020.

On Sunday, the Jaguars defeated Baltimore, 44-7, in a Week 3 matchup at Wembley Stadium, which was the team's third consecutive win in London and now averaging 27.0 points per game at Wembley Stadium. The official attendance for the game was 84,592, a record for any NFL game played in the United Kingdom.

JAGUARS ALL-TIME RECORD IN LONDON (2013-17 seasons)

Date	Week	Opponent	Result	Attendance
9/24/17	3	Baltimore Ravens	W, 44-7	84,592
10/2/16	4	Indianapolis Colts	W, 30-27	83,764
10/25/15	7	Buffalo Bills	W, 34-31	84,021
11/9/14	10	Dallas Cowboys	L, 17-31	83,603
10/27/13	8	San Francisco 49ers	L, 10-42	83,559

BLAKE THE BUILDER

In 2016, QB **Blake Bortles** threw for 3,905 passing yards and 23 TDs, marking his second consecutive season with at least 3,500 passing yards and 20 TDs. Bortles is the first player in franchise history to achieve this feat.

BLAKE BORTLES CAREER STATISTICS

	G/GS	ATT	CMP	YDS	SK/YD	TD	LG	IN	RT
2014	14/13	475	280	2,908	55/345	11	63t	17	69.5
2015	16/16	606	355	4,428	51/320	35	90t	18	88.2
2016	16/16	625	368	3,905	34/197	23	51t	16	78.8
2017	3/3	86	51	592	2/12	6	35	2	93.8
Career	49/48	1,792	1,054	11,833	142/874	75	90t	53	80.2

Single-Season Franchise Record

SACKED NO MORE

Through the first three games of the season, the Jaguars offensive line has allowed only two sacks, currently tied for the fewest in the NFL and is the second-fewest by the Jaguars through the first three weeks of a season in franchise history.

FEWEST SACKS ALLOWED, 2017, NFL

Rk.	Team	Sacks Allowed
1.	Jacksonville	2
	Tennessee	2
3.	Dallas	3
	Minnesota	3
	Los Angeles Rams	3
	New Orleans	3

FEWEST SACKS ALLOWED THROUGH WEEKS 1-3, FRANCHISE HISTORY

Rk.	Year	Sacks Allowed
1.	2002	1
2.	2017	2
3.	2006	3
4.	1999	4
	1997	4

TDs X 4

QB **Blake Bortles** completed 20-of-31 passes for 244 passing yards and four TDs vs. Baltimore in Week 3, marking his fourth career game with four passing TDs or more and the eighth time that a Jaguars QB achieved the feat in franchise history.

FOUR-PLUS PASSING TDs IN A GAME, FRANCHISE HISTORY

Rk.	Player (Date)	Passing TDs
1.	Blake Bortles (9/24/17)	4
2.	Blake Bortles (12/27/15)	4
3.	Blake Bortles (12/6/15)	5
4.	Blake Bortles (10/11/15)	4
5.	Chade Henne (11/18/12)	4
6.	David Garrard (10/31/10)	4
7.	Quinn Gray (12/30/07)	4
8.	Mark Brunell (11/29/1998)	4

Since 2015, Bortles' four games with four or more TDs ranks fourth in the NFL, trailing G.B.'s **Aaron Rodgers** (6), N.E.'s **Tom Brady** (5) and N.O.'s **Drew Brees** (5).

MULTIPLE GAMES WITH AT LEAST FOUR PASSING TDs, NFL, 2015-PRESENT

Rk.	Player (Team)	Games
1.	Aaron Rodgers (G.B.)	6
2.	Tom Brady (N.E.)	5
	Drew Brees (N.O.)	5
4.	Blake Bortles (JAX)	4
	Derek Carr (OAK)	4
	Eli Manning (NYG)	4
	Cam Newton (CAR)	4
	Matt Stafford (DET)	4
	Russell Wilson (SEA)	4

PASSER RATING BESTS

QB **Blake Bortles** completed 9-of-11 passes for 123 yards and one TD in the first quarter and finished the first half with a 143.6 passer rating against Baltimore. His 143.6 first quarter passer rating marks his seventh-best passer rating in a single quarter in his NFL career and the second time he has surpassed a passer rating of 140.0 in the first quarter.

BORTLES' HIGHEST PASSER RATINGS IN A QUARTER IN HIS CAREER

Date	Opponent	Quarter	Passer Rating
10/26/14	Miami	4	158.3
12/27/15	New Orleans	3	158.3
9/17/17	Tennessee	4	155.8
9/20/15	Miami	1	155.8
12/24/16	Tennessee	1	154.2
12/6/15	Tennessee	4	151.0
12/20/15	Atlanta	3	146.8
9/28/14	San Diego	2	145.5
9/24/17	Baltimore	1	143.9
10/11/15	Tampa Bay	4	142.4

For the game, Bortles completed 20-of-31 passes (64.5 comp. pct.) for 244 yards and four TDs for a 128.2 passer rating. His 128.2 passer rating marks his second-highest passer rating of his 49-game career.

BORTLES' HIGHEST PASSER RATINGS IN HIS CAREER

Date	Opponent	Passer Rating
12/06/15	Tennessee	134.5
9/24/17	Baltimore	128.2
10/11/15	Tampa Bay	125.4
12/27/15	New Orleans	124.5
12/13/15	Indianapolis	114.6

OFFENSIVE STATISTICS



SCORING MARGIN MADE

Through three games this season, the Jaguars have a scoring margin of +38, the highest in the NFL according to Tru Media. Since Head Coach **Doug Marrone** took over in Week 16 of the 2016 season, the Jaguars are +55 in point differential, third-best in the NFL in that span.

HIGHEST SCORING MARGIN, NFL, 2017

Rk.	Team	Points Margin
1.	Jacksonville	+38
2.	Kansas City	+36
3.	Los Angeles Rams	+32
4.	Detroit	+22
5.	Atlanta	+21



O-LINE RISES TO THE CHALLENGE

In 2017, the Jaguars offense held Houston in Week 1 and Baltimore in Week 3 to zero sacks on QB **Blake Bortles**. In the past 10 seasons, the Jaguars have held teams to zero sacks on eight occasions. This marks the first time the Jaguars have held their opponents to zero sacks in multiple games in a single season since 2007 (Weeks 11, 14, 15).

O-LINE ALLOWS ZERO SACKS IN A GAME, 2008-PRESENT, JAGUARS HISTORY

Season	Week	Opponent
2017	3	Baltimore
2017	1	Houston
2016	11	Detroit
2015	2	Miami
2013	8	San Francisco
2010	4	Indianapolis
2009	3	Houston
2008	3	Indianapolis



MAGIC IN THE AIR

After posting 126 passing yards in Week 12 of the 2016 season, QB **Blake Bortles** became the fastest player in team history to surpass 10,000 career passing yards (41 games). Below is a breakdown of the most passing yards through 49 career games by a Jaguars QB.

PASSING YARDS THROUGH 49 CAREER GAMES BY A JAGUARS QB

Rk.	Player	Years	Yards
1.	Blake Bortles	2014-17	11,833
2.	Mark Brunell	1995-98	10,680
3.	Byron Leftwich	2003-06	9,042



CLIMBING THE RANKS

With 244 passing yards against Baltimore, QB **Blake Bortles** has totaled 11,833 passing yards in his 49-game career. His 11,833 passing yard in 49 career games ranks 10th in the NFL in that span.

PASSING YARDS THROUGH 49 CAREER GAMES BY A QB

Rk.	Player	Years	Pass. Yds.
1.	Matthew Stafford	2009-13	14,069
2.	Kurt Warner	1998-2002	13,563
3.	Dan Marino	1983-86	13,228
4.	Andrew Luck	2012-15	13,200
5.	Marc Bulger	2002-06	13,191
6.	Kirk Cousins	2012-17	12,897
7.	Peyton Manning	1998-2001	12,518
8.	Carson Palmer	2004-07	11,939
9.	Jay Cutler	2006-09	11,838
10.	Blake Bortles	2014-17	11,833
11.	Drew Bledsoe	1993-96	11,773
12.	Derek Carr	2014-17	11,661



44 POINTS

The Jaguars finished with 44 points in Week 3 against the Ravens, tied for the fifth-most in franchise history and the most since scoring a franchise record 51 points against the Colts on Dec. 13, 2015. The Jaguars' 37-point margin of victory (44-7) against the Ravens was the fifth-largest in franchise history.

MOST POINTS IN A GAME IN FRANCHISE HISTORY

Rk.	Date	Opponent	Score
1.	12/13/15	Indianapolis	51-16
2.	12/23/07	Oakland	49-11
3.	12/3/00	Cleveland	48-0
4.	9/24/17	Baltimore	44-7
	12/10/09	Indianapolis	44-17
	12/10/00	Arizona	44-10



THE RUNNING QB

Since 2014, QB **Blake Bortles** has a 6.52-yard rushing avg., the highest among all QBs in the NFL with a minimum of 100 rushing attempts. In 2016, Bortles totaled 359 yards on 58 carries (6.19 rushing avg.), including three TDs. On Sunday, Bortles had three carries for 18 yards against Baltimore.

MOST YARDS PER CARRY BY A QUARTERBACK, NFL, 2014-PRESENT (min. 100 attempts)

Rk.	Player	Att.	Rush Avg.
1.	Blake Bortles	176	6.52
2.	Marcus Mariota	110	6.16
3.	Aaron Rodgers	191	5.71
4.	Russell Wilson	314	5.61



BORTLES MOVES INTO THIRD

QB **Blake Bortles** ranks third in Jaguars history in career pass attempts (1,781), career pass completions (1,054) and career passing yards (11,833). In 2016, Bortles broke his single-season franchise records, previously set in 2015, for pass completions (368) and pass attempts (625).

CAREER PASS ATTEMPTS, FRANCHISE HISTORY

Rk.	Player	Att.
1.	Mark Brunell	3,616
2.	David Garrard	2,281
3.	Blake Bortles	1,781
4.	Byron Leftwich	1,344

CAREER PASS COMPLETIONS, FRANCHISE HISTORY

Rk.	Player	Comp.
1.	Mark Brunell	2,184
2.	David Garrard	1,406
3.	Blake Bortles	1,054
4.	Byron Leftwich	789

CAREER PASSING YARDS, FRANCHISE HISTORY

Rk.	Player	Yards
1.	Mark Brunell	25,698
2.	David Garrard	16,003
3.	Blake Bortles	11,833
4.	Byron Leftwich	9,042

OFFENSIVE STATISTICS

RUN, ROOKIE, RUN

Rookie RB **Leonard Fournette** has rushed 57 times for 199 yards in his first three games, the most rushing yards by a Jaguars rookie RB through three career games. Fournette also recorded a rushing TD in each of his first three NFL games to become the first player in Jaguars history to record three rushing TDs through three career games.

MOST RUSHING YARDS THROUGH THREE CAREER GAMES IN JAGUARS HISTORY

Rk.	Player (Year)	Yards
1.	Leonard Fournette (2017)	199
2.	Fred Taylor (1998)	174
3.	T.J. Yeldon (2015)	154
4.	James Stewart (1995)	117
5.	Maurice Jones-Drew (2006)	115

ABOVE AVERAGE

RB **Leonard Fournette** posted 59 rushing yards, 21 receiving yards and one rushing TD in Week 3 against Baltimore. Fournette is one of six NFL players and two rookies with at least 200 total scrimmage yards and three TDs in 2017.

200-PLUS SCRIMMAGE YARDS AND AT LEAST THREE TDs, NFL, 2017 SEASON

Player (Team)	Rush	Rec.	Scrim. Yds	TD
Kareem Hunt (K.C.)	401	137	538	6
Todd Gurley (ATL)	241	140	381	6
Chris Thompson (WAS)	119	231	350	4
Stefon Diggs (MIN)	-2	293	291	4
Devonta Freeman (ATL)	227	50	277	4
Leonard Fournette (JAX)	199	66	265	3

FOURNETTE'S FIRST

Rookie RB **Leonard Fournette** rushed for 100 yards in his first NFL game to become the first player in Jaguars history to rush for at least 100 yards in his NFL debut. Fournette also became the eighth player in NFL history to register at least 100 rushing yards, one rushing TD and three receptions in their NFL debut according to Pro Football Reference.

AT LEAST 100 RUSHING YARDS, ONE RUSHING TD AND THREE RECEPTIONS IN NFL DEBUT

Year	Player	Rush Yds	Rush TD	Rec.
2017	Leonard Fournette	100	1	3
2017	Kareem Hunt	148	1	5
2012	Mikel Leshoure	100	1	4
2008	Matt Forte	123	1	3
1999	Edgerrin James	112	1	4
1982	Marcus Allen	116	1	4
1981	Randy McMillan	146	2	3
1979	William Andrews	167	1	3

GET IT DONE IN WEEK 1

Rookie RB **Leonard Fournette** rushed for 100 yards in Week 1 against the Texans, becoming just the second Jaguar to rush for 100 or more yards in a season opener.

MOST RUSHING YARDS IN WEEK 1 IN JAGUARS HISTORY

Rk.	Player (Year)	Yards
1.	James Stewart (1998)	115
2.	Leonard Fournette (2017)	100
3.	Maurice Jones-Drew (2010)	98
4.	Maurice Jones-Drew (2011)	97
	Maurice Jones-Drew (2009)	97

WEMBLEY'S WINNERS

Fourth-year WR **Allen Hurns** posted three receptions for 20 yards (6.7 rec. avg.) and one TD against Baltimore at Wembley Stadium, marking his third consecutive game with a TD reception at London's Wembley Stadium. Hurns joins **Brandon Lloyd** and teammate **Mercedes Lewis** as the only players in NFL history to catch at least three TD passes at Wembley Stadium.

A FOR ALLEN

WR **Allen Hurns** (14.6) ranks first in Jaguars history in career yards-per-reception (min. 100 receptions).

MOST YARDS PER RECEPTION, FRANCHISE HISTORY (min. 100 receptions)

Rk.	Player (Year)	Avg.	Rec.	Yds.
1.	Allen Hurns (2014-17)	14.5	159	2,309
2.	Jimmy Smith (1995-2005)	14.3	862	12,287
3.	Allen Robinson (2014-17)	14.1	202	2,848
4.	Ernest Wilford (2004-10)	13.9	153	2,120
5.	Mike Sims-Walker (2008-11)	13.5	107	1,442

ABOVE AVERAGE

WR **Allen Hurns** has posted a 14.4-yard receiving average since 2014, the NFL's eighth-highest mark among wide receivers with at least 150 receptions over the last four seasons.

MOST YARDS PER RECEPTION BY WRs, NFL, 2014-PRESENT (min. 150 receptions)

Rk.	Player (Team)	Avg.	Rec.	Yds
1.	T.Y. Hilton (IND)	16.3	256	4,176
2.	Sammy Watkins (LAR)	16.0	166	2,653
3.	Kenny Britt (CLE)	15.9	157	2,500
4.	Julio Jones (ATL)	15.2	339	5,138
5.	Mike Evans (T.B.)	14.8	339	5,138
6.	A.J. Green (CIN)	14.7	241	3,554
7.	Dez Bryant (DAL)	14.6	180	2,631
8.	Allen Hurns (JAX)	14.4	162	2,329
	Alshon Jeffrey (CHI)	14.4	205	2,947
	John Brown (ARI)	14.4	156	2,248

THE UNRAFTED

WR **Allen Hurns** is in his fourth season in the NFL as an undrafted player. Below is where Hurns ranks among undrafted WRs through the first four seasons in receiving yards (18th), touchdowns (T-9th) and receptions (15th).

RECEIVING YARDS THROUGH FIRST FOUR SEASONS BY UDFA WRs

Rk	Player (Years)	Rec.
17.	Bob Mann (1948-51)	2,359
18.	Allen Hurns (2014-17)	2,329
19.	Wes Welker (2004-07)	2,296

TOUCHDOWNS THROUGH FIRST FOUR SEASONS BY UDFA WRs

Rk	Player (Years)	Rec. TDs
8.	Oronde Gadsden (1998-2001)	22
9.	Allen Hurns (2014-17)	21
	Rod Smith (1995-98)	21

RECEPTIONS THROUGH FIRST FOUR SEASONS BY UDFA WRs

Rk	Player (Years)	Receptions
14.	Drew Bennett (2001-04)	169
15.	Allen Hurns (2014-17)	162
16.	Three players	155

OFFENSIVE STATISTICS



MARQUEE LEE

In 2016, WR **Marqise Lee** threw a 21-yard TD pass to QB **Blake Bortles** in the fourth quarter against Tennessee in Week 16, registering his first career pass. Lee became the fourth non-QB in franchise history to throw a passing TD.

NON-QB PASSING TDs, FRANCHISE HISTORY

Date	Player	Passing Yds	Result
Dec. 24, 2016	Marqise Lee	20	W, 38-17
Dec. 28, 2014	Cecil Shorts III	23	L, 17-23
Dec. 5, 2013	Ace Sanders	21	W, 32-28
Nov. 24, 2013	Maurice Jones-Drew	8	W, 13-8



ONE OF A KIND

In 2016, WR **Marqise Lee** recorded three receiving TDs, one passing TD and one kickoff return for a TD to become one of 16 players in NFL history to have at least one receiving TD, one passing TD and one kickoff return for a TD in a single season and the first to do so since 1978.

PLAYERS WITH AT LEAST ONE RECEIVING TD, ONE PASSING TD AND ONE KICKOFF RETURN FOR A TD IN A SINGLE SEASON IN NFL HISTORY

Year	Player	Team
2016	Marqise Lee	Jacksonville
1978	Joe Washington	Baltimore
1975	Terry Metcalf	St. Louis Cardinals
1974	Greg Pruitt	Cleveland
1973	Cotton Speyrer	Baltimore
1965	Gayle Sayers	Chicago
1963	Timmy Brown	Philadelphia
1962	Keith Lincoln	San Diego
1960	Bobby Mitchell	Cleveland
1946	Spec Sanders	New York Yankees
1946	Elroy Hirsch	Chicago Rockets
1943	Ned Mathews	Detroit
1941	George McAfee	Chicago
1937	Johnny Blood	Pittsburgh Pirates
1929	Jack Hagerly	New York Giants
1925	John Armstrong	Rock Island Independence



UNDRAFTED ROOKIES

Since the Jaguars' inaugural season in 1995, there have been 42 undrafted rookies to make the club's opening day roster. In the last 10 years, the Jaguars have had at least one undrafted rookie on the opening day roster each year.

Year	Player
2017	WR Keelan Cole
2016	S Jarrod Wilson
2015	LB Thurston Armbrister, RB Corey Grant, CB Nick Marshall
2014	WR Allen Hurns, G Tyler Shatley, OT Josh Wells
2013	DT Abry Jones, LB LaRoy Reynolds, LS Carson Tinker
2012	DB Antwon Blake, WR Kevin Elliott, LB Julian Stanford, C Mike Brewster
2011	OT Cameron Bradfield, WR Jamar Newsome, CB Kevin Rutland
2010	LB Jacob Cutrera, OT Kevin Haslam, DE Aaron Morgan
2009	LB Russell Allen, DE Julius Williams
2008	CB Brian Witherspoon, CB Isaiah Gardner



HAT TRICK FOR LEWIS

On Sunday, TE **Mercedes Lewis** caught three TDs from QB **Blake Bortles** against Baltimore. Lewis joins WR **Allen Robinson** and former WR **Jimmy Smith** as the only players in franchise history to catch at least three TD passes in a single game.

MOST RECEIVING TDs IN A GAME, FRANCHISE HISTORY

Date	Opponent	Player	TDs
Sept. 24, 2017	Baltimore	Mercedes Lewis	3
Dec. 6, 2015	Tennessee	Allen Robinson	3
Sept. 10, 2000	Baltimore	Jimmy Smith	3



LUXURY MARCEDES

After posting three receiving TDs against Baltimore in Week 3, TE **Mercedes Lewis** has produced 31 career receiving TDs, the second-most in franchise history, and 355 career receptions, the third-most in franchise history.

MOST RECEIVING TDs, FRANCHISE HISTORY

Rk.	Player (Years)	Games
1.	Jimmy Smith (1995-2005)	67
2.	Mercedes Lewis (2006-17)	31
3.	Keenan McCardell (1996-2001)	30

MOST RECEPTIONS, FRANCHISE HISTORY

Rk.	Player (Years)	Receptions
1.	Jimmy Smith (1995-2005)	862
2.	Keenan McCardell (1996-2001)	499
3.	Mercedes Lewis (2006-17)	355



LEWIS PLAYS 150

In Week 7 of the 2016 season, TE **Mercedes Lewis** played in his 150th career game as a Jaguar. Lewis (157) has appeared in the fourth-most games in Jaguars history, trailing **Brad Meester** (209), **Jimmy Smith** (171) and **Josh Scobee** (168).

CAREER GAMES PLAYED AS A JAGUAR

Rk.	Player (Years)	Games
1.	Brad Meester (2000-13)	209
2.	Jimmy Smith (1995-2005)	171
3.	Josh Scobee (2004-14)	168
4.	Mercedes Lewis (2006-17)	157*
5.	Fred Taylor (1998-2008)	140

*Active player



TIGHT ENDS STAYING PUT

TE **Mercedes Lewis** has played in 157 career games as a Jaguar, the fourth-longest tenure among active TEs who have played their entire career with the team that drafted them.

MOST GAMES PLAYED BY A TIGHT END FOR ONE TEAM, NFL, ACTIVE PLAYERS

Rk.	Player (Team)	Games
1.	Jason Witten (DAL)	226
2.	Antonio Gates (LAC)	207
3.	Brent Celek (PHI)	162
4.	Mercedes Lewis (JAX)	157
5.	Rob Gronkowski (N.E.)	91

OFFENSIVE STATISTICS



TOP TIGHT END

Twelfth-year TE **Mercedes Lewis** ranks first in Jaguars history in receptions (355), receiving yards (4,246) and receiving TDs (31) by a TE.

MOST RECEPTIONS BY A TE, FRANCHISE HISTORY

<u>Rk.</u>	<u>Player</u>	<u>Receptions</u>
1.	Mercedes Lewis	355
2.	Kyle Brady	241
3.	Pete Mitchell	191

MOST RECEIVING YARDS BY A TE, FRANCHISE HISTORY

<u>Rk.</u>	<u>Player</u>	<u>Yards</u>
1.	Mercedes Lewis	4,246
2.	Kyle Brady	2,500
3.	Pete Mitchell	2,091

MOST RECEIVING TDs BY A TE, FRANCHISE HISTORY

<u>Rk.</u>	<u>Player</u>	<u>TDs</u>
1.	Mercedes Lewis	31
2.	Kyle Brady	13
3.	Damon Jones	11
	Pete Mitchell	11



FRANCHISE 4000

In Week 17 of the 2015 season, TE **Mercedes Lewis** caught one pass for 45 yards, his longest reception of the season. On that catch, Lewis eclipsed the 4,000-yard mark for his NFL career. Lewis (4,246) joins former WRs **Jimmy Smith** (12,287 from 1995-2005) and **Keenan McCardell** (6,393 from 1996-2001) as the only players in Jaguars history to record at least 4,000 career receiving yards.

MOST RECEIVING YARDS, FRANCHISE HISTORY

<u>Rk.</u>	<u>Player (Years)</u>	<u>Yards</u>
1.	Jimmy Smith (1995-2005)	12,287
2.	Keenan McCardell (1996-2001)	6,393
3.	Mercedes Lewis (2006-17)	4,246
4.	Maurice Jones-Drew (2006-13)	2,873



WINNING MARGIN

Jacksonville defeated Houston, 29-7, in Week 1 of the season. The 22-point road margin of victory was the sixth-largest in team history and the first time winning on the road by at least 20 points since 2008. (Last week's 44-7 win at Wembley Stadium was a Jaguars home game.)

LARGEST ROAD MARGIN OF VICTORY IN FRANCHISE HISTORY

<u>Opponent</u>	<u>Date</u>	<u>Score</u>	<u>Margin</u>
Cincinnati	Oct. 31, 1999	41-10	31
Minnesota	Dec. 23, 2001	33-3	30
Baltimore	Nov. 1, 1998	45-19	26
Detroit	Nov. 9, 2008	38-14	24
Atlanta	Nov. 7, 1999	30-7	23
Houston	Sept. 10, 2017	29-7	22



TE **Mercedes Lewis** registered three receiving TDs vs. the Baltimore Ravens on Sept. 24, 2017.

DEFENSIVE STATISTICS



QB HITS

The Jaguars have posted 17 QB hits in 2017. Since Head Coach **Doug Marrone** took over in Week 16 of the 2016 season, Jacksonville has posted 35 QB hits, tied for the fourth-most in the NFL.

MOST QB HITS, NFL, WEEK 16, 2016-PRESENT

Rank	Team	QB Hits
1.	Arizona	39
2.	Dallas	38
3.	Philadelphia	36
4.	Jacksonville	35
5.	Carolina	34
	Los Angeles Rams	34
	Cincinnati	34



TEAM TAKEAWAY

The Jaguars defense registered three takeaways against Baltimore on Sunday. The Jaguars were able to score 21 points from the three takeaways, which totals 37 points from turnovers on the season, the most in the NFL.

MOST TAKEAWAYS, NFL, 2017

Team	Takeaways	Points Scored
Baltimore	10	24
Jacksonville	8	37
Detroit	8	36
Washington	7	24
Philadelphia	6	15



DEFENSE DOMINATES FIRST HALF IN WEEK 3

The Jaguars defense held the Ravens to 15 total net yards, including negative 4 net passing yards, in the first half in Week 3. The 15 total net yards in the first half marks the team's fewest total net yards allowed in a half in the past 10 years.

THE FEWEST NET YARDS ALLOWED IN A HALF, JAGUARS, 2008-PRESENT

Opponent	Season	Week	Half	Total Net Yds
Baltimore	2017	3	1	15
Baltimore	2011	7	1	16
Houston	2011	12	2	47
Houston	2017	1	1	52
Denver	2016	13	2	53
Pittsburgh	2011	6	2	55
Miami	2014	8	1	56
Houston	2013	12	1	60

In 2017, Baltimore's 15 net yards and Houston's 52 net yards in a half rank first and sixth, respectively, among the fewest net yards allowed in a half in the NFL.

THE FEWEST NET YARDS ALLOWED IN A HALF, NFL, 2017

Team	Opponent	Week	Half	Total Net Yds
Baltimore	Jacksonville	3	1	15
Buffalo	Carolina	2	1	39
Oakland	Washington	3	1	47
Miami	New York Jets	3	1	49
New York Giants	Dallas	1	1	49
Houston	Jacksonville	1	1	52
Carolina	Buffalo	2	2	62
Minnesota	Pittsburgh	2	1	67
Indianapolis	Cleveland	3	2	75



#SACKSONVILLE

The Jaguars defense posted two sacks against Ravens QB **Joe Flacco** in Week 3. Through three games, the Jaguars have totaled 13 sacks, the most in the NFL.

MOST SACKS, NFL, 2017

Team	Sacks
Jacksonville	13.0
Los Angeles Chargers	11.0
Pittsburgh	11.0
Kansas City	11.0
Three teams	10.0

The Jaguars' 13 sacks are the most through the first three weeks of a season in franchise history. Jacksonville needs at least two sacks against the New York Jets in Week 4 to register the most sacks through the first four weeks in franchise history.

MOST SACKS THROUGH FIRST THREE WEEKS OF A SEASON, JAGUARS HISTORY

Year	Sacks
2017	13.0
2014	10.0
2007	10.0
2001	10.0
1999	10.0



INTERCEPTION PERCEPTION

In Week 3, CBs **A.J. Bouye** and **Jalen Ramsey** each intercepted a pass from Ravens QB **Joe Flacco**, marking the eighth time the Jaguars have had two INTs in a game in the past five years. The last time the team registered two INTs in a game was Week 15 of the 2016 season against Houston. With the two INTs against Baltimore, the Jaguars have totaled four INTs, tied for third-most in the NFL this season.

MOST INTs, NFL, 2017

Rk.	Team	INTs
1.	Baltimore	8
2.	Detroit	7
3.	Jacksonville	4
	Indianapolis	4
	Kansas City	4
	Washington	4
	Buffalo	4



QUARTERBACK PROBLEMS

In Week 3, the Jaguars defense held Ravens **Joe Flacco** to 8-of-18 passing, two INTs and two sacks for a 12.0 passer rating, the lowest passer rating by a quarterback with at least 15 pass attempts against the Jaguars in franchise history.

LOWEST PASSER RATING, FRANCHISE HISTORY (min. 15 pass attempts)

Rk.	Quarterback (Team)	Year	Rating
1.	Joe Flacco (BAL)	2017	12.0
2.	Steve Young (S.F.)	1999	14.3
3.	Kerry Collins (OAK)	2004	17.3
4.	JaMarcus Russell (OAK)	2007	17.4
5.	Chad Pennington (NYJ)	2005	18.6

DEFENSIVE STATISTICS

DROP IT

The Jaguars defense allowed the Ravens only 64 total passing yards in Week 3, the second-fewest total passing yards allowed in a game in franchise history.

LOWEST TOTAL PASSING YARDS ALLOWED, FRANCHISE HISTORY

Rk.	Opponent	Date	Pass. Yds.
1.	Cleveland	12/3/00	33
2.	Baltimore	9/24/17	64
3.	New York Jets	10/8/06	71
	Houston	12/7/03	71

POZ MOVES INTO SECOND

LB **Paul Posluszny** ranks second on the Jaguars all-time tackles list with 925 career tackles in 86 games (10.8 tackles per game). With 10 tackles against Kansas City in Week 9 of the 2016 season, Posluszny surpassed **Donovin Darius** (858) and moved into second on the team's career tackles list.

JAGUARS ALL-TIME TACKLES

Player	Tackles
Daryl Smith (2004-12)	1,089
Paul Posluszny (2011-17)	925
Donovin Darius (1998-2006)	858
Mike Peterson (2003-08)	837
Kevin Hardy (1996-2001)	789

BALANCED PLAY POZ

LB **Paul Posluszny** (14.5-15) is one of only three active NFL players to record at least 14 sacks and 14 INTs since 2007, joining CLE's **Karlos Dansby** (25.0-15) and K.C.'s **Derrick Johnson** (21.0-14).

14+ SACKS & 14+ INTs, NFL, 2007-PRESENT

Player	Sacks	INTs
Paul Posluszny	14.5	15
Karlos Dansby.....	25.0	15
Derrick Johnson.....	21.0	14

IT'S TACKLE TIME

Dating back to his rookie campaign in 2007, LB **Paul Posluszny** has produced 100 games with seven-or-more tackles, the most such games in the NFL over that span.

MOST GAMES WITH SEVEN-PLUS TACKLES, NFL, 2007-PRESENT

Rk.	Player	Games
1.	Paul Posluszny	100
2.	D'Qwell Jackson	97
3.	Karlos Dansby.....	94
4.	Chad Greenway	84
5.	David Harris	82

ALL OR NOTHING

LB **Telvin Smith** joins T.B.'s **Lavonte David**, BAL's **C.J. Mosley** and CAR's **Thomas Davis** as the only NFL players with 350-plus tackles and at least three FFs, FRs and INTs since the start of 2014, according to 360 Sports Radar.

325+ TACKLES, THREE-PLUS FORCED FUMBLES, THREE-PLUS FUMBLE RECOVERIES & THREE-PLUS INTs, 2014-PRESENT

Name (Team)	Tackles	Solo	Asst.	FFs	FRs	INTs
Lavonte David (T.B.)	396	265	131	10	6	4
C.J. Mosley (Bal.)	363	238	125	3	3	7
Telvin Smith (Jax.)	362	279	83	3	4	5
Thomas Davis (Car.)	332	231	101	7	4	7

TOP OF HIS CLASS

Jaguars fourth-year LB **Telvin Smith's** 367 tackles (283 solo) through four seasons are the most by a player drafted in the fifth round or later through their first four years over the last 15 seasons, according to Pro Football Reference.

MOST TACKLES THROUGH FIRST FOUR YEARS, NFL, DRAFTED FIFTH ROUND-OR-LATER, 2003-17

Rk.	Player (Year)	Total	Solo	Asst.
1.	Telvin Smith (2014-17)*	367	283	84
2.	Gibril Wilson (2004-07)	360	291	69
3.	Antoine Bethea (2006-09)	351	257	94

(*still has 13 games left in fourth season)

Playing in his fourth NFL season, Smith has produced 367 career tackles, according to Pro Football Reference, the second-most by a Jaguars player in his first four seasons.

MOST TACKLES IN FIRST FOUR NFL SEASONS IN JAGUARS HISTORY

Rk.	Player (Years)	Total	Solo	Asst.
1.	Jonathan Cyprien (2013-16)	449	339	110
3.	Telvin Smith (2014-17)*	367	283	84
2.	Akin Ayodele (2002-05)	343	274	69
4.	Kevin Hardy (1996-99)	321	273	7

(*still has 13 games left in fourth season)

TELVIN TAKEAWAY

In Week 2, LB **Telvin Smith** intercepted Titans QB **Marcus Mariota**. Smith has now registered five career INTs, becoming one of seven linebackers in the NFL to register five-plus INTs since 2014.

MOST INTs, NFL, LBs, 2014 - PRESENT

Rk.	Player (Team)	INTs
1.	C.J. Mosley (BAL)	7
	Thomas Davis (CAR)	7
	Jordan Hick (PHI)	7
	Luke Kuechly (CAR)	7
5.	Telvin Smith (JAX)	5
	Bruce Carter (NYJ)	5
	Jamie Collins (CLE)	5

Smith has registered an INT in three of his last five games, which is tied for the second-most in the NFL since Week 15 of the 2016 season. Team-mate CB **Jalen Ramsey** also ranks tied for second in that span.

MOST INTs, NFL, WEEK 15, 2016 - PRESENT

Rk.	Player (Team)	INTs
1.	Domonique Rodgers-Cromartie (NYG)	4
2.	Telvin Smith (JAX)	3
	Jalen Ramsey (JAX)	3
	Jordan Hicks (PHI)	3
	Quintin Demps (HOU)	3
	Micah Hyde (BUF)	3
	Terrance Brooks (NYJ)	3

DEFENSIVE STATISTICS



SMITH STANDS OUT

Since becoming a full-time starter in Week 12 of the 2014 season, LB **Telvin Smith** ranks second in the NFL with 326 tackles, trailing only SEA's **Bobby Wagner** (362).

MOST TACKLES, NFL, WEEK 12, 2014 - PRESENT

Rk.	Player (Team)	Total	Solo	Asst.
1.	Bobby Wagner (Sea.)	362	211	152
2.	Telvin Smith (Jax.)	326	254	72
3.	Preston Brown (Buf.)	207	62	145
4.	K.J. Wright (SEA)	299	193	116
5.	Sean Lee (DAL)	298	192	106



CAMPBELL MAKING MOVES IN JAX

In his first game as a Jaguar, DL **Calais Campbell** recorded a career-high 4.0 sacks, which are a single-game franchise record for the Jaguars and the third-most on kickoff weekend in NFL history, trailing only **Derrick Thomas'** 6.0 sacks in 1998 and **William Gay's** 5.5 sacks in 1983.

MOST SACKS BY A PLAYER IN A GAME IN JAGUARS HISTORY

Player	Date	Sacks
Calais Campbell	9/10/17 at HOU	4.0
Chris Clemons	11/23/14 at IND	3.0
Paul Spicer	9/25/05 at NYJ	3.0
John Henderson	10/6/02 vs. PHI	3.0
Kelvin Prichett	10/5/97 vs. CIN	3.0



GLASS HALF FULL

DL **Calais Campbell** totaled 3.5 sacks in the first half of the game against the Texans, the third-most sacks by a single player in a half since 2015, behind OAK's **Khalil Mack** (5.0 in Week 14, 2015) and MIA's **Cameron Wake** (4.0 in Week 6, 2015).



CAMPBELL'S CHUNK OF THE QB'S

DL **Calais Campbell** has totaled 5.0-plus sacks in eight consecutive seasons (dating back to 2009) entering 2017, tied for the NFL's third-longest active streak during which he has totaled 56.5 sacks. After posting 4.5 sacks in the first three weeks, Campbell needs 0.5 more sack this season to register his ninth consecutive season with at least 5.0 sacks.

MOST CONSECUTIVE SEASONS WITH 5.0-PLUS SACKS, NFL

Rk.	Player	Seasons (Sacks)
1.	Julius Peppers	9 (87.5)
	Cliff Avril	9 (73.0)
3.	Cameron Wake	8 (81.5)
	Clay Matthews	8 (72.5)
	Calais Campbell	8 (56.5)
	Ahmad Brooks	8 (51.5)



CALAIS CLIMBS THE CHARTS

DL **Calais Campbell** has totaled at least 50 tackles and 5.0 sacks in each of the last seven seasons, the NFL's longest active streak, according to TruMedia. Campbell is also one of five active NFL players to record 50 tackles and 5.0-plus sacks in seven or more seasons.

MOST CONSECUTIVE SEASONS WITH 5.0-PLUS SACKS & 50-PLUS TACKLES, NFL

Player	Seasons	Sacks	Tackles
Calais Campbell	7	49.5	425
Ndamukong Suh	3	19.5	186
Whitney Mercilus	3	24.5	155



TFLS IN THE NFL

DL **Calais Campbell** has totaled 12-plus tackles for loss in seven consecutive seasons (dating back to 2010), the NFL's longest active streak during which has totaled 107 tackles for loss. Campbell has two tackles for loss so far in 2017.

MOST CONSECUTIVE SEASONS WITH 12-PLUS TFLS, NFL

Rk.	Player (Team)	Seasons (TFLs)
1.	Calais Campbell (JAX)	7 (81)
2.	Ryan Kerrigan (WAS)	4 (60)
3.	Khalil Mack (OAK)	3 (53)
	Michael Bennett (SEA)	3 (46)



KEEP IT ON THE DL

DL **Malik Jackson** posted three solo tackles, including one for a loss, 1.0 sack, and one PD against Houston in the 2017 season opener. Since Week 1 of the 2013 season, DLs Jackson (20) and **Calais Campbell** (18) rank in the top 10 in the NFL for passes defended among defensive linemen.

PASSES DEFENSED BY A DEFENSIVE LINEMAN, NFL, 2013-PRESENT

Rk.	Player	PDs
1.	Carlos Dunlap	26
	J.J. Watt	26
3.	Jason Pierre-Paul	24
4.	Cameron Jordan	21
5.	Malik Jackson	20
	Ndamukong Suh	20
7.	Muhammad Wilkerson	19
8.	Calais Campbell	18
9.	Jared Crick	17
	Cameron Heyward	17



WELCOME TO THE SACK PARTY

The Jaguars defense recorded 10.0 sacks against the Texans in Week 1, a single-game franchise record. The following players registered sacks: **Calais Campbell** - 4.0; **Yannick Ngakoue** - 2.0; **Lerentee McCray** - 1.5; **Malik Jackson** - 1.0; **Dante Fowler Jr.** - 1.0; **Abry Jones** - 0.5.

MOST SACKS IN A GAME IN JAGUARS HISTORY

Date	Opponent	Sacks
Sept. 10, 2017	Houston	10.0
Nov. 7, 1999	Atlanta	9.0
Nov. 9, 2008	Detroit	7.0
Sept. 16, 2007	Atlanta	7.0

Since 2014, Jacksonville became only the second team to record 10.0 sacks in one game (Washington, Week 2 of 2014) and just the sixth team to record 9.0 or more sacks in a game.

MOST SACKS IN A GAME, 2014-PRESENT

Team	Date	Sacks
Jacksonville	Sept. 10, 2017	10.0
San Diego	Dec. 12, 2016	9.0
Arizona	Dec. 27, 2015	9.0
Cleveland	Dec. 13, 2015	9.0
Philadelphia	Nov. 10, 2014	9.0
Washington	Sept. 14, 2014	10.0

DEFENSIVE STATISTICS



DON'T MESS WITH JAX

The Jaguars joined the 1985 L.A. Raiders as the only teams to record 10.0-plus sacks and a defensive TD in a season opener. In the past 15 years, Jacksonville is one of just two teams to accomplish that feat in a regular season game.

AT LEAST 10.0 SACKS AND ONE DEFENSIVE TD IN A GAME, 2002-PRESENT

Date	Team	Sacks	Def. TD
Sept. 9, 2017	Jacksonville	10.0	1
Sept. 30, 2007	New York Giants	12.0	1



YANNY'S BIG DAY

DE **Yannick Ngakoue** recorded 2.0 sacks, his first multi-sack game of his career, and two forced fumbles against the Texans in Week 1. Ngakoue is one of five players to record at least 2.0 sacks and two forced fumbles in a game since 2016. He is the only one to do so in 2017 so far.

2.0-PLUS SACKS & AT LEAST TWO FORCED FUMBLES IN A GAME, NFL, 2016-PRESENT

Player	Date	Sack	FF
Yannick Ngakoue	Sept. 10, 2017	2.0	2
Terrell Suggs	Nov. 27, 2016	2.0	2
Cameron Wake	Nov. 6, 2016	2.0	2
Vic Beasley	Oct. 9, 2016	3.5	2
Erik Walden	Sept. 25, 2016	2.0	2



YANNY'S ROOKIE SACK RECORD

In 2016, DE **Yannick Ngakoue** set the franchise record for sacks in a season by a rookie when he took down Colts QB **Andrew Luck** in the second quarter of the team's regular season finale to register his eighth sack of the season. After registering a sack in Week 17, Ngakoue finished the season with a sack in back-to-back games. Below is a look at the Jaguars rookie sack leaders:

MOST SACKS BY ROOKIE, FRANCHISE HISTORY

Rk.	Player	Year	Sack
1.	Yannick Ngakoue	2016	8.0
2.	Tony Brackens	1996	7.0
3.	John Henderson	2002	6.5
4.	Kevin Hardy	1996	5.5
5.	Tyson Alualu	2010	3.5
	Derrick Harvey	2008	3.5
	Bobby McCray	2004	3.5



NGAKOUE NEWS

In 2016, DE **Yannick Ngakoue** became the fifth rookie in NFL history to record 8.0-plus sacks, four-plus forced fumbles and at least one INT, and the first to do so in the past 10 seasons.

8.0+ SACKS, FOUR-PLUS FORCED FUMBLES AND AT LEAST ONE INTERCEPTION BY A ROOKIE IN NFL HISTORY

Year	Player (Team)	Sacks	FFs	INTs
2016	Yannick Ngakoue (JAX)	8.0	4	1
2006	Tamba Hali (K.C.)	8.0	5	1
2003	Terrell Suggs (BAL)	12.0	5	1
2002	Julius Peppers (CAR)	12.0	5	1
1986	Charles Haley (S.F.)	12.0	4	1



SCOOP-AND-SCORE

In the second quarter against the Texans in Week 1, second-year DE **Yannick Ngakoue** sacked Texans QB **Tom Savage** and forced a fumble, which was recovered by third-year DE **Dante Fowler Jr.** Fowler took the fumble 53 yards for a TD, becoming the first Jaguars player to score on a fumble return for TD since **Andre Branch** on Dec. 13, 2015 against the Colts.



QB'S WORST NIGHTMARES

In 2017, the Jaguars defense has posted 16 PDs, the second-most in the AFC and eighth-most in the NFL. Leading the team are CBs **A.J. Bouye** and **Jalen Ramsey**, who have each have registered four PDs.

PASSES DEFENSED, AFC, 2017

Rk.	Team	PDs
1.	Baltimore	23
2.	Jacksonville	16
	Buffalo	15
4.	Cleveland	13
	New York Jets	13



RAMSEY'S TERRITORY

According to Pro Football Reference, CB **Jalen Ramsey** has only allowed four receptions for 26 yards in the first three games of this season. Below is his statistical breakdown:

JALEN RAMSEY IN 2017, ACCORDING TO PRO FOOTBALL REFERENCE:

Targets:	14
Receptions:	4
Rec. Yards	26
TDs Allowed:	0
INTs:	1
Passer Rating:	9.8



FREE BOUYE

Among undrafted CBs in the NFL, **A.J. Bouye** ranks fourth with 131 tackles (103 solo) since 2014 according to SportsRadar 360.

MOST TACKLES BY AN UNDRAFTED CB, 2014-PRESENT

Rk.	Player	Games	Tackles
1.	Chris Harris Jr.	51	186
2.	Brent Grimes	48	169
3.	Antwon Blake	47	148
4.	A.J. Bouye	39	131
5.	Nickell Robey	51	130



GOING TO CHURCH

S **Barry Church** recorded two solo tackles against Baltimore. Since 2010, Church has totaled 476 tackles, which ranks ninth among safeties in the NFL over that span. Church is the only undrafted player in the top 15.

MOST TACKLES BY A SAFETY, 2010-17, NFL

Rk.	Player	Games	Tackles	Draft
1.	Eric Weddle	112	657	2007 (37th)
2.	Morgan Burnett	93	629	2010 (71st)
3.	Malcolm Jenkins	108	563	2009 (14th)
4.	Reshad Jones	96	556	2010 (163rd)
5.	Earl Thomas	110	544	2010 (14th)
6.	Kam Chancellor	103	538	2010 (133rd)
7.	Reggie Nelson	112	520	2007 (21st)
8.	Patrick Chung	96	516	2009 (34th)
9.	Barry Church	93	476	---
10.	Antoine Bethea	73	458	2006 (207th)

SPECIAL TEAMS STATISTICS



NO FLY ZONE

Since 2013, FS **Tashaun Gipson** ranks tied for third in the NFL among safeties with 14 INTs. Gipson recorded an INT in Week 1 against the Texans. Gipson also has two INTs for a TD over the past five seasons.

MOST INTERCEPTIONS BY A SAFETY, NFL, 2013-PRESENT

Rk.	Player	Games	INT	TD
1.	Reggie Nelson	66	19	0
2.	Glover Quin	67	17	1
3.	Tashaun Gipson	59	15	2
	Quintin Demps	62	15	0
5.	Kurt Coleman	63	14	2



TOP PERCENT

K **Jason Myers** has made 60-of-72 (83.3 pct.) career FGs, including 29-of-38 (78.4 pct.) from 40-plus yards. Myers' 83.3 career FG pct. is the highest in Jaguars history among kickers with at least 25 FG attempts. Myers also ranks first in team history with his 78.4 FG pct. on kicks from 40-plus yards (min. five FG attempts from 40-plus yards). Myers has converted 10-of-16 FGs from 50-plus yards, including made kicks from 52 (11/20/16 at DET), 54 (11/13/16 vs. HOU), 50 (09/11/16 vs. G.B.), 51 (11/29/15 vs. S.D.), 53 (11/15/15 at BAL), 58 yards (09/20/15 vs. MIA), 56 (12/24/16 vs. TEN) and 50 yards (12/24/16 vs. TEN).

JAGUARS ALL-TIME KICKERS BY YEAR

Name (Years)	Games	XPM/XPA	XP%	FGM/FGA	FG%
Jason Myers (2015-17)	34	67/78	85.9	60/72	83.3
Josh Scobee (2004-14)	168	317/322	98.4	235/291	80.8
John Carney (2007)	8	20/21	95.2	9/11	81.8
Seth Marler (2003)	16	30/30	100.0	20/33	60.6
Danny Boyd (2002)	4	7/7	100.0	5/5	100.0
Richie Cunningham (2002)	1	2/2	100.0	1/1	100.0
Hayden Epstein (2002)	6	13/13	100.0	5/9	55.6
Tim Seder (2002)	5	11/11	100.0	8/12	66.7
Steve Lindsey (1999-2000)	26	5/5	100.0	5/7	71.4
Mike Hollis (1995-2001)	108	239/242	98.8	175/217	80.6



TOUCHBACKS

In 2017, K **Jason Myers** has 16 touchbacks on 20 kickoffs for a 84.2 touch-back pct., the second-highest in the league.

TOUCHBACK PERCENTAGE, NFL, 2017

Rank	Name (Team)	KOs	TBs	TB %
1.	Graham Gano (CAR)	13	13	100.0
2.	Jason Myers (JAX)	16	20	84.4
3.	Giorgio Tavecchio (OAK)	14	17	82.4
	Brandon McManus (DEN)	14	17	82.4



BEND IT LIKE NORTMAN

P **Brad Nortman** ranks fifth in the NFL with a 48.6 gross punt avg. (min. 10 punts). Last season, Nortman ranked third in franchise history with 46.6 gross punt avg.

GROSS PUNTING AVERAGE, NFL, 2017 (min. 10 punts)

Rk.	Player (Team)	Avg.
1.	Marquette King (OAK)	53.3
2.	Brett Kern (TEN)	50.3
3.	Britton Colquitt (K.C.)	49.9
4.	Shane Lechler (HOU)	49.4
5.	Brad Nortman (JAX)	48.6



LEE'S HOUSE

WR **Marqise Lee** returned a franchise record-tying 100-yard kick return for a TD in Week 15 of the 2016 season against Houston. Lee's score was the team's first kickoff returned for a TD since **Maurice Jones-Drew's** 100-yard return on Nov. 4, 2007 at New Orleans and just the seventh time in franchise history that a Jaguar returned a kickoff for a TD.

KICKOFF RETURN TDs, FRANCHISE HISTORY

Season	Player	Yards
2016	Marqise Lee	100
2007	Maurice Jones-Drew	100
2006	Maurice Jones-Drew	93
2005	Derrick Wimbush	91
2001	Elvis Joseph	95
1999	Alvis Whitted	98
1997	Reggie Barlow	92
1995	Jimmy Smith	89

LAST TIME IT HAPPENED..



TEAM

OVERTIME GAME WON

By Jaguars — Jaguars 23, St. Louis 20, 10/18/09
By Opponents — at Indianapolis 16, Jaguars 13, 10/4/15

SHUTOUT

By Jaguars — Jaguars 41, New York Jets 0, 10/8/06
By Opponents — at Seattle 41, Jaguars 0, 10/11/09

SCORELESS FIRST HALF

By Jaguars — Jaguars 0, Tennessee 27, 10/27/16
(Final: Tennessee 36, Jacksonville 22)
By Opponents — Baltimore 0, Jacksonville 23, 9/24/17
(Final: Jacksonville 44, Houston 7)

SCORELESS SECOND HALF/OT

By Jaguars — Jaguars 0, Indianapolis 6, 10/4/15
(Final: Indianapolis 16, Jaguars 13)
By Opponents — Cleveland 0, Jaguars 17, 10/19/14
(Final: Jaguars 24, Cleveland 6)

400 TOTAL YARDS

By Jaguars — Jaguars vs. Baltimore, 410 yards, 9/24/17
By Opponents — Tennessee vs. Jaguars, 494 total yards, 10/27/16

500 TOTAL YARDS

By Jaguars — Jaguars vs. Baltimore, 519 total yards, 9/20/98
By Opponents — New Orleans vs. Jaguars, 537 total yards, 12/27/15

50 POINTS SCORED

By Jaguars — Jaguars vs. Indianapolis, 51 points (51-16), 12/13/15
By Opponents — New England vs. Jaguars, 51 points (51-17), 9/27/15



OFFENSE

100 YARDS RUSHING

By Jaguars — Leonard Fournette at Houston (100 yards), 9/10/17
By Opponents — LeSean McCoy of Buffalo (103 yards), 11/27/16

200 YARDS RUSHING

By Jaguars — Fred Taylor at Pittsburgh (234 yards), 11/19/00
By Opponents — Chris Johnson of Tennessee (228 yards), 11/1/09

300 YARDS PASSING

By Jaguars — Blake Bortles at Indianapolis (301 yards), 1/1/17
By Opponents — Andrew Luck of Indianapolis (321 yards), 1/1/17

400 YARDS PASSING

By Jaguars — Mark Brunell vs. St. Louis (421 yards), 9/10/00
By Opponents — Drew Brees of New Orleans (412 yards), 12/27/15

100 YARDS RECEIVING

By Jaguars — Allen Robinson vs. Tennessee (147 yards), 12/24/16
By Opponents — Adam Thielen of Minnesota (101 yards), 11/11/16

200 YARDS RECEIVING

By Jaguars — Justin Blackmon at Houston (236 yards), 11/18/12
By Opponents — Josh Gordon of Cleveland (261 yards), 12/01/13

100 YARDS RUSHING IN A HALF

By Jaguars — Maurice Jones-Drew at Tennessee (107 in 2nd half), 12/5/10
By Opponents — Rashard Mendenhall of Pittsburgh (113 in 1st half), 10/16/11

TWO 100-YARD RUSHERS IN SAME GAME

By Jaguars — R. Jennings (109 yards) & M. Jones-Drew (101 yards) vs. Oakland, 12/12/10
By Opponents — None



OFFENSE

100 YARDS RECEIVING IN A HALF

By Jaguars — Allen Robinson vs. Tennessee (103 in 1st half), 12/24/16
By Opponents — Brandin Cooks of New Orleans (107 in 1st half), 12/27/15

TWO 100-YARD RECEIVERS IN SAME GAME

By Jaguars — A. Robinson (151 yards, TD) & A. Hurns (106 yards, 2 TDs) at New Orleans, 12/27/15
By Opponents — R. Matthews (115 yards) & J. Landry (110 yards) of Miami, 9/20/15

THREE TOUCHDOWNS IN A GAME

By Jaguars — Marcedes Lewis (3 receiving) vs. Baltimore, 9/24/17
By Opponents — LaGarrette Blount (3 rushing) of New England, 9/28/15

FOUR TOUCHDOWNS IN A GAME

By Jaguars — Maurice Jones-Drew (2 rushing, 2 receiving) vs. Tampa Bay, 12/11/11
By Opponents — None

30 COMPLETIONS IN A GAME

By Jaguars — Blake Bortles vs. Houston (32-of-49 passes), 11/13/16
By Opponents — Brian Hoyer of Chicago (30-of-49 passes), 10/16/16

THREE TOUCHDOWN PASSES

By Jaguars — Blake Bortles vs. Baltimore, 9/24/17
By Opponents — Philip Rivers of San Diego, 9/18/16

FOUR TOUCHDOWN PASSES

By Jaguars — Blake Bortles vs. Baltimore, 9/24/17
By Opponents — Philip Rivers of San Diego, 9/18/16

FIVE TOUCHDOWN PASSES

By Jaguars — Blake Bortles at Tennessee, 12/6/15
By Opponents — Drew Brees of New Orleans, 12/27/15

TWO TOUCHDOWN RECEPTIONS

By Jaguars — Marcedes Lewis vs. Baltimore, 9/24/17
By Opponents — Travis Benjamin of San Diego, 9/18/16

THREE TOUCHDOWN RECEPTIONS

By Jaguars — Marcedes Lewis vs. Baltimore, 9/24/17
By Opponents — Randy Moss of New England, 12/27/09

TWO TOUCHDOWNS RUSHING

By Jaguars — Denard Robinson vs. Dallas, 11/9/14
By Opponents — LeSean McCoy of Buffalo, 11/27/16

THREE TOUCHDOWNS RUSHING

By Jaguars — Maurice Jones-Drew vs. St. Louis, 10/18/09
By Opponents — LeGarrette Blount of New England, 9/27/15

TD PASS BY NON-QB

By Jaguars — Marqise Lee (20 yards) vs. Tennessee, 12/24/16
By Opponents — Willie Davis (22 yards) of Tennessee Oilers, 11/16/97

LAST TIME IT HAPPENED..



DEFENSE

INTERCEPTED PASS RETURNED FOR A TOUCHDOWN

By Jaguars — Jalen Ramsey (30 yards) vs. Tennessee, 12/24/16
By Opponents — Rafael Bush of Detroit (39 yards), 11/20/16

FUMBLE RETURNED FOR A TOUCHDOWN

By Jaguars — Dante Fowler Jr. at Houston (53 yards), 9/10/17
By Opponents — Wesley Woodyard of Tennessee (3 yards), 12/6/15

TWO FORCED FUMBLES

By Jaguars — Yannick Ngakoue at Houston, 9/10/17
By Opponents — John Abraham of Atlanta, 12/15/11

TWO SACKS

By Jaguars — C. Campbell (4.0) & Y.Ngakoue (2.0) at Houston, 9/10/17
By Opponents — Marcell Dareus of Buffalo (2.0), 11/27/16

THREE SACKS

By Jaguars — Calais Campbell at Houston (4.0), 9/10/17
By Opponents — W. Mercilus (3.5) & J. Watt of Houston (3.0), 1/3/16

FOUR SACKS

By Jaguars — Calais Campbell at Houston (4.0), 9/10/17
By Opponents — Ryan Kerrigan of Washington (4.0), 9/14/14

ONE INTERCEPTION

By Jaguars — A. Bouye & J. Ramsey vs. Baltimore, 9/24/17
By Opponents — D. Searcy & C. Riley of Tennessee, 9/17/17

TWO INTERCEPTIONS

By Jaguars — Davon House at Baltimore, 11/15/15
By Opponents — Casey Hayward of San Diego, 9/18/16

SAFETY

By Jaguars — Holding penalty on Dallas' K. Wilber enforced in the end zone, 11/9/14
By Opponents — J.J. Watt of Houston (Sacked QB B. Bortles in the end zone), 12/29/14

FOUR PASSES DEFENSED

By Jaguars — Jalen Ramsey vs. Tennessee, 12/24/16
By Opponents — Johnathan Joseph of Houston, 1/3/16



SPECIAL TEAMS

FIVE FIELD GOALS

By Jaguars — Josh Scobee at Buffalo, 10/10/10
By Opponents — Jeff Reed of Pittsburgh, 12/1/02 (six field goals)

55-YARD FIELD GOAL

By Jaguars — Jason Myers vs. Tennessee (56 yards), 12/24/16
By Opponents — Blair Walsh of Minnesota (55 yards), 9/9/12

50-YARD FIELD GOAL

By Jaguars — Jason Myers vs. Tennessee (50 & 56 yards), 12/24/16
By Opponents — Cairo Santos of Kansas City (51 yards), 11/6/16

KICKOFF RETURN FOR A TOUCHDOWN

By Jaguars — Marqise Lee at Houston (100 yards), 12/18/16
By Opponents — Tyjaun Hagler of Indianapolis (41 yards), 12/19/10

PUNT RETURN FOR A TOUCHDOWN

By Jaguars — Rashad Greene Sr. (73 yards) vs. Indianapolis, 12/13/15
By Opponents — Andre Roberts of Detroit (55 yards), 11/20/16

BLOCKED FIELD GOAL ATTEMPT

By Jaguars — Tyson Alualu at New Orleans (Kai Forbath), 9/27/15
By Opponents — Linval Joseph of Minnesota (Jason Myers), 12/11/16

BLOCKED FIELD GOAL RETURNED FOR A TOUCHDOWN

By Jaguars — Chris Hudson (58 yards) vs. Pittsburgh, 9/22/97
By Opponents — Antrel Rolle of Arizona (83 yards), 9/20/09

BLOCKED PUNT RETURNED FOR A TOUCHDOWN

By Jaguars — Mike Harris (19 yards) at Tennessee, 12/30/12
By Opponents — Kamar Aiken of Baltimore (11 yards), 12/14/14

BLOCKED PUNT

By Jaguars — Dan Skuta at Indianapolis (Pat McAfee), 1/1/17
By Opponents — Darian Stewart of Baltimore (Bryan Anger), 12/14/14

BLOCKED EXTRA POINT

By Jaguars — Tony Brackens vs. Cincinnati (Doug Pelfrey), 10/5/97
By Opponents — Bernard Pollard of Tennessee (Josh Scobee), 12/22/13

MISSED EXTRA POINT

By Jaguars — Jason Myers at Houston, 9/10/17
By Opponents — Kai Forbath of Minnesota, 12/11/16

TWO-POINT CONVERSION MADE

By Jaguars — B. Bortles pass to A.Robinson vs. Houston, 11/13/16
By Opponents — L. McCoy of Buffalo run, 11/27/16

TWO-POINT CONVERSION FAILED

By Jaguars — Blake Bortles at New Orleans (pass failed), 12/27/15
By Opponents — Joe Flacco of Baltimore (pass failed), 11/15/15

RECOVERED OWN ONSIDE KICK

By Jaguars — at Baltimore (J. Cyprien), 12/14/14
By Opponents — vs. Houston (Q. Demps), 12/27/11

2017 JAGUARS STATISTICS

JACKSONVILLE JAGUARS / WEEK 3 / THROUGH MONDAY, SEPTEMBER 25, 2017

WON 2, LOST 1				* RUSHING	No.	Yds	Avg	Long	TD			
09/10 W 29- 7	at Houston	71,710		Fournette	57	199	3.5	17	3			
09/17 L 16-37	Tennessee	61,709		C. Grant	7	88	12.6	58	0			
09/24 W 44- 7	Baltimore	84,592		Ivory	21	76	3.6	17	0			
10/01	at N.Y. Jets			Bortles	10	60	6.0	15	0			
10/08	at Pittsburgh			Bohanon	1	0	0.0	0	0			
10/15	L.A. Rams			Henne	3	-3	-1.0	-1	0			
10/22	at Indianapolis			TEAM	99	420	4.2	58	3			
11/05	Cincinnati			OPPONENTS	84	406	4.8	19	3			
11/12	L.A. Chargers			* RECEIVING	No.	Yds	Avg	Long	TD			
11/19	at Cleveland			Hurns	12	144	12.0	20	2			
11/26	at Arizona			Lee	11	141	12.8	35	0			
12/03	Indianapolis			Fournette	8	66	8.3	12	0			
12/10	Seattle			Ivory	6	67	11.2	29	0			
12/17	Houston			Lewis	4	62	15.5	30	3			
12/24	at San Francisco			Cole	3	26	8.7	13	0			
12/31	at Tennessee			O'Shaughnessy	2	30	15.0	18	0			
	Jax	Opp.		Bohanon	2	9	4.5	8	1			
TOTAL FIRST DOWNS	63	56		C. Grant	1	18	18.0	18	0			
Rushing	20	22		A. Robinson	1	17	17.0	17	0			
Passing	34	24		Benn	1	12	12.0	12	0			
Penalty	9	10		TEAM	51	592	11.6	35	6			
3rd Down: Made/Att	12/37	14/36		OPPONENTS	48	443	9.2	42	3			
3rd Down Pct.	32.4	38.9		* INTERCEPTIONS	No.	Yds	Avg	Long	TD			
4th Down: Made/Att	3/3	0/2		Gipson	1	67	67.0	67	0			
4th Down Pct.	100.0	0.0		Bouye	1	19	19.0	19	0			
POSSESSION AVG.	31:07	28:53		Smith	1	2	2.0	2	0			
TOTAL NET YARDS	1000	779		Ramsey	1	1	1.0	1	0			
Avg. Per Game	333.3	259.7		TEAM	4	89	22.3	67	0			
Total Plays	189	187		OPPONENTS	2	10	5.0	8	0			
Avg. Per Play	5.3	4.2		* PUNTING	No.	Yds	Avg	Net	TB	In	Lg	B
NET YARDS RUSHING	420	406		Nortman	12	583	48.6	40.6	1	2	61	0
Avg. Per Game	140.0	135.3		TEAM	12	583	48.6	40.6	1	2	61	0
Total Rushes	99	84		OPPONENTS	15	652	43.5	41.3	1	3	67	0
NET YARDS PASSING	580	373		* PUNT RETURNS	Ret	FC	Yds	Avg	Long	TD		
Avg. Per Game	193.3	124.3		Lee	4	4	13	3.3	7	0		
Sacked/Yards Lost	2/12	13/70		TEAM	4	4	13	3.3	7	0		
Gross Yards	592	443		OPPONENTS	3	5	76	25.3	46	0		
Att./Completions	88/51	90/48		* KICKOFF RETURNS	No.	Yds	Avg	Long	TD			
Completion Pct.	58.0	53.3		C. Grant	3	74	24.7	28	0			
Had Intercepted	2	4		Cole	2	26	13.0	14	0			
PUNTS/AVERAGE	12/48.6	15/43.5		TEAM	5	100	20.0	28	0			
NET PUNTING AVG.	12/40.6	15/41.3		OPPONENTS	3	46	15.3	24	0			
PENALTIES/YARDS	29/258	26/252		* FIELD GOALS	1-19	20-29	30-39	40-49	50+			
FUMBLES/BALL LOST	3/1	4/4		Myers	0/ 0	3/ 3	1/ 2	3/ 3	0/ 0			
TOUCHDOWNS	10	6		TEAM	0/ 0	3/ 3	1/ 2	3/ 3	0/ 0			
Rushing	3	3		OPPONENTS	0/ 0	1/ 1	0/ 0	2/ 2	0/ 0			
Passing	6	3		Myers: (42G,25G,39N,38G) (43G) (23G,45G,29G)								
Returns	1	0		OPP: () (40G,41G,26G) ()								
* SCORE BY PERIODS	Q1	Q2	Q3	Q4	OT	PTS						
TEAM	16	29	21	23	0	89						
OPPONENTS	3	3	24	21	0	51						
* SCORING	TD-Ru-Pa-Rt	K-PAT	FG	S	PTS							
Myers	0 0 0 0	8/ 9	7/ 8	0	29							
Fournette	3 3 0 0			0	18							
Lewis	3 0 3 0			0	18							
Hurns	2 0 2 0			0	12							
Bohanon	1 0 1 0			0	6							
Fowler	1 0 0 1			0	6							
TEAM	10 3 6 1	8/ 9	7/ 8	0	89							
OPPONENTS	6 3 3 0	6/ 6	3/ 3	0	51							
2-Pt Conv: TM 0-1, OPP 0-0												
SACKS: Campbell 4.5, Fowler 2, Ngakoue 2, Jackson 1.5, McCray 1.5, Jack 1, Jones 0.5, TM 13, OPP 2												
FUM/LOST: Bortles 1/1, Cole 1/0, Fournette 1/0												

* PASSING	Att	Cmp	Yds	Cmp%	Yds/Att	TD	TD%	Int	Int%	Long	Sack/Lost	Rating
Bortles	86	51	592	59.3	6.88	6	7.0	2	2.3	35	2/ 12	93.8
Henne	2	0	0	0.0	0.00	0	0.0	0	0.0	---	0/ 0	39.6
TEAM	88	51	592	58.0	6.73	6	6.8	2	2.3	35	2/ 12	91.7
OPPONENTS	90	48	443	53.3	4.92	3	3.3	4	4.4	42	13/ 70	59.6

2017 RAVENS STATISTICS

NEW YORK JETS / WEEK 3 / THROUGH MONDAY, SEPTEMBER 25, 2017

WON 1, LOST 2			* RUSHING	No.	Yds	Avg	Long	TD
09/10 L 12-21	at Buffalo	68,751	Forte	23	94	4.1	16	0
09/17 L 20-45	at Oakland	54,729	Powell	28	72	2.6	11	1
09/24 W 20- 6	Miami	77,562	McGuire	13	63	4.8	11	0
10/01	Jacksonville		McCown	10	38	3.8	22	1
10/08	at Cleveland		TEAM	74	267	3.6	22	2
10/15	New England		OPPONENTS	84	400	4.8	52t	4
10/22	at Miami		* RECEIVING	No.	Yds	Avg	Long	TD
10/29	Atlanta		Kearse	14	165	11.8	34t	2
11/02	Buffalo		Anderson	9	145	16.1	69t	1
11/12	at Tampa Bay		Kerley	8	56	7.0	14	0
11/26	Carolina		Forte	6	58	9.7	34	0
12/03	Kansas City		Seferian-Jenkins	5	31	6.2	13	0
12/10	at Denver		Powell	5	17	3.4	8	0
12/17	at New Orleans		Tye	4	38	9.5	21	0
12/24	L.A. Chargers		Stewart	3	34	11.3	24	0
12/31	at New England		Tomlinson	2	25	12.5	25	0

	NY-J	Opp.	Thomas	1	15	15.0	15	0			
TOTAL FIRST DOWNS	44	60	Sterling	1	8	8.0	8	0			
Rushing	12	16	McGuire	1	7	7.0	7	0			
Passing	26	36	Peake	1	3	3.0	3	0			
Penalty	6	8	TEAM	60	602	10.0	69t	3			
3rd Down: Made/Att	15/39	17/41	OPPONENTS	65	674	10.4	47	6			
3rd Down Pct.	38.5	41.5	* INTERCEPTIONS	No.	Yds	Avg	Long	TD			
4th Down: Made/Att	1/1	0/3	Brooks	2	13	6.5	13	0			
4th Down Pct.	100.0	0.0	Burris	1	48	48.0	48	0			
POSSESSION AVG.	30:41	29:19	TEAM	3	61	20.3	48	0			
TOTAL NET YARDS	821	1043	OPPONENTS	2	12	6.0	12	0			
Avg. Per Game	273.7	347.7	* PUNTING	No.	Yds	Avg	Net	TB	In	Lg	B
Total Plays	167	190	Edwards	14	659	47.1	42.7	0	7	61	0
Avg. Per Play	4.9	5.5	TEAM	14	659	47.1	42.7	0	7	61	0
NET YARDS RUSHING	267	400	OPPONENTS	16	756	47.3	40.4	2	4	65	0
Avg. Per Game	89.0	133.3	* PUNT RETURNS	Ret	FC	Yds	Avg	Long	TD		
Total Rushes	74	84	Raymond	5	3	38	7.6	25	0		
NET YARDS PASSING	554	643	Kerley	4	1	31	7.8	15	0		
Avg. Per Game	184.7	214.3	TEAM	9	4	69	7.7	25	0		
Sacked/Yards Lost	7/48	5/31	OPPONENTS	7	3	61	8.7	19	0		
Gross Yards	602	674	* KICKOFF RETURNS	No.	Yds	Avg	Long	TD			
Att./Completions	86/60	101/65	Raymond	3	85	28.3	40	0			
Completion Pct.	69.8	64.4	Jenkins	1	7	7.0	7	0			
Had Intercepted	2	3	TEAM	4	92	23.0	40	0			
PUNTS/AVERAGE	14/47.1	16/47.3	OPPONENTS	5	108	21.6	31	0			
NET PUNTING AVG.	14/42.7	16/40.4	* FIELD GOALS	1-19	20-29	30-39	40-49	50+			
PENALTIES/YARDS	20/203	23/180	Catanzaro	0/ 0	1/ 1	0/ 0	4/ 5	1/ 1			
FUMBLES/BALL LOST	7/3	2/0	TEAM	0/ 0	1/ 1	0/ 0	4/ 5	1/ 1			
TOUCHDOWNS	5	10	OPPONENTS	0/ 0	1/ 1	0/ 0	0/ 1	0/ 0			
Rushing	2	4	Catanzaro: (48G,52G) (46G,40G) (45N,40G,22G)								
Passing	3	6	OPP: (46N) (29G) ()								
Returns	0	0									

* SCORE BY PERIODS	Q1	Q2	Q3	Q4	OT	PTS			
TEAM	0	26	19	7	0	52			
OPPONENTS	7	21	14	30	0	72			
* SCORING	TD-Ru	Pa-Rt	K-PAT	FG	S	PTS			
Catanzaro	0	0	4/ 4	6/ 7	0	22			
Kearse	2	0	2	0	0	12			
Anderson	1	0	1	0	0	6			
McCown	1	1	0	0	0	6			
Powell	1	1	0	0	0	6			
TEAM	5	2	3	4/ 4	6/ 7	52			
OPPONENTS	10	4	6	9/10	1/ 2	72			
2-Pt Conv:	TM 0-1,	OPP 0-0							
SACKS:	Adams 1,	Bass LG 1,	Bass TM 1,	Lee 1,	Skrine 1,	Davis 0.5,	Martin 0.5,	TM 5,	OPP 7
FUM/LOST:	McCown 3/1,	Raymond 3/1,	McGuire 1/1						

* PASSING	Att	Cmp	Yds	Cmp%	Yds/Att	TD	TD%	Int	Int%	Long	Sack/Lost	Rating
McCown	86	60	602	69.8	7.00	3	3.5	2	2.3	69t	7/ 48	91.3
TEAM	86	60	602	69.8	7.00	3	3.5	2	2.3	69t	7/ 48	91.3
OPPONENTS	101	65	674	64.4	6.67	6	5.9	3	3.0	47	5/ 31	90.9



ROSTER INFORMATION
REGULAR SEASON WEEK 4 AT NEW YORK JETS

JAGUARS 2017 ALPHABETICAL ROSTER

NO	NAME	POS	HT	WT	DOB	AGE	EXP	COLLEGE	HOMETOWN	HOW ACQ
99	Ankou, Eli	DT	6-3	325	6/8/94	23	R	UCLA	Ottawa, Ontario, Can	W (Hou.)-'17
17	Benn, Arrelious	WR	6-2	228	9/8/88	29	7	Illinois	Washington, D.C.	FA-'16
40	Bohanon, Tommy	FB	6-1	246	9/10/90	27	4	Wake Forest	Fort Myers, Fla.	FA-'17
5	Bortles, Blake	QB	6-5	236	4/28/92	25	4	Central Florida	Oviedo, Fla.	D1-'14
21	Bouye, A.J.	CB	6-0	191	8/16/91	26	5	Central Florida	Tucker, Ga.	UFA (Hou.)-'17
53	Brown, Blair	LB	6-0	238	5/27/94	23	R	Ohio	Moreno Valley, Calif.	D5-'17
93	Campbell, Calais	DL	6-8	300	9/1/86	31	10	Miami (Fla.)	Aurora, Co.	UFA (Ari.)-'17
60	Cann, A.J.	OL	6-3	315	10/3/91	25	3	South Carolina	Bamberg, S.C.	D3-'15
42	Church, Barry	S	6-2	218	2/11/88	29	8	Toledo	Pittsburgh, Pa.	UFA (Dal.)-'17
84	Cole, Keelan	WR	6-1	194	4/20/93	24	R	Kentucky Wesleyan	Louisville, Ky.	FA-'17
22	Colvin, Aaron	CB	6-0	193	10/2/91	25	4	Oklahoma	Tulsa, Okla.	D4-'14
92	Day, Sheldon	DT	6-1	294	7/1/94	23	2	Notre Dame	Indianapolis, Ind.	D4-'16
27	Fournette, Leonard	RB	6-0	228	1/18/95	22	R	Louisiana State	New Orleans, La.	D1-'17
56	Fowler Jr., Dante	DE	6-3	255	8/3/94	23	3	Florida	St. Petersburg, Fla.	D1-'15
39	Gipson, Tashaun	S	5-11	212	8/7/90	27	6	Wyoming	Dallas, Texas	UFA (Cle.)-'16
30	Grant, Corey	RB	5-11	203	12/19/91	25	3	Auburn	Opelika, Ala.	FA-'15
7	Henne, Chad	QB	6-3	222	7/2/85	32	10	Michigan	Wyomissing, Pa.	UFA (Mia.)-'12
88	Hurns, Allen	WR	6-3	201	11/12/91	25	4	Miami (Fla.)	Miami, Fla.	FA-'14
33	Ivory, Chris	RB	6-0	223	3/22/88	29	8	Tiffin	Longview, Texas	UFA (NYJ.)-'16
44	Jack, Myles	LB	6-1	244	9/3/95	22	2	UCLA	Scottsdale, Ariz.	D2-'16
97	Jackson, Malik	DL	6-5	290	1/11/90	27	6	Tennessee	Van Nuys, Calif.	UFA (Den.)-'16
95	Jones, Abry	DT	6-4	318	9/8/91	26	5	Georgia	Warner Robins, Ga.	FA-'13
83	Koyack, Ben	TE	6-5	258	4/9/93	24	2	Notre Dame	Oil City, Pa.	D7-'15
11	Lee, Marqise	WR	6-0	196	11/25/91	25	4	Southern California	Inglewood, Calif.	D2-'14
89	Lewis, Mercedes	TE	6-6	267	5/19/84	33	12	UCLA	Long Beach, Calif.	D1-'06
65	Linder, Brandon	OL	6-6	315	1/25/92	25	4	Miami (Fla.)	Southwest Ranches, Fla.	D3-'14
19	McCaffrey, Max	WR	6-2	200	5/17/94	23	1	Duke	Highlands Ranch, Co.	PS (N.O.)-'17
55	McCray, Lerentee	LB	6-3	249	8/26/90	27	5	Florida	Ocala, Fla.	UFA (Buf.)-'17
2	Myers, Jason	K	5-10	190	5/12/91	26	3	Marist	Chula Vista, Calif.	FA-'15
31	Myrick, Jalen	CB	5-11	200	2/27/95	22	R	Minnesota	Bloomington, Ga.	D7a-'17
4	Nassib, Ryan	QB	6-2	223	3/10/90	27	5	Syracuse	West Chester, Pa.	FA-'17
91	Ngakoue, Yannick	DE	6-2	246	3/31/95	22	2	Maryland	Bowie, Md.	D3-'16
3	Nortman, Brad	P	6-2	214	9/12/89	28	6	Wisconsin	Brookfield, Wis.	UFA (Car.)-'16
77	Omameh, Patrick	OL	6-4	327	12/29/89	27	5	Michigan	Columbus, Ohio	FA-'16
80	O'Shaughnessy, James	TE	6-4	245	1/14/92	25	3	Illinois State	Naperville, Ill.	W (N.E.)-'17
43	Overton, Matt	LS	6-1	243	7/6/85	32	6	Western Washington	San Leandro, Calif	FA-'17
78	Parnell, Jermey	OL	6-6	326	7/20/86	31	7	Mississippi	Blytheville, Ark.	UFA (Dal.)-'15
23	Patmon, Tyler	CB	5-10	188	1/26/91	26	3	Oklahoma State	Round Rock, Texas	FA-'17
52	Payne, Donald	LB	5-11	217	7/12/94	23	R	Stetson University	Fayetteville, Ga.	W (Bal.)-'17
29	Pitts, Lafayette	CB	5-11	195	9/24/92	25	2	Pittsburgh	Duquesne, Pa.	W (Mia.)-'17
75	Poehls, William	OL	6-8	344	11/27/91	25	1	Montana	Chandler, Ariz.	W (Chi.)-'17
51	Posluszny, Paul	LB	6-2	232	10/10/84	32	11	Penn State	Aliquippa, Pa.	UFA (Buf.)-'11
20	Ramsey, Jalen	CB	6-1	208	10/24/94	22	2	Florida State	Smyrna, Tenn.	D1-'16
74	Robinson, Cam	OL	6-6	320	10/9/95	21	R	Alabama	Monroe, La.	D2-'17
69	Shatley, Tyler	OL	6-3	310	5/5/91	26	3	Clemson	Icard, N.C.	FA-'14
50	Smith, Telvin	LB	6-3	215	4/11/91	26	4	Florida State	Valdosta, Ga.	D5a-'14
94	Smoot, Dawuane	DE	6-3	264	3/2/95	22	R	Illinois	Groveport, Ohio	D3-'17
10	Strong, Jaelen	WR	6-2	220	1/25/94	23	3	Arizona State	Philadelphia, Pa.	W (Hou.)-'17
25	Thompson, Peyton	S	5-10	184	9/26/90	27	3	San Jose State	Sacramento, Calif.	FA-'14
73	Walker, Josh	OL	6-5	330	6/2/91	26	3	Middle Tennessee State	Spring City, Ten.	FA-'17
72	Wells, Josh	OL	6-6	306	2/14/91	26	3	James Madison	Mechanicsville, Va.	FA-'14
26	Wilson, Jarrod	S	6-2	210	2/9/94	23	2	Michigan	Akron, Ohio	FA-'16
24	Yeldon, T.J.	RB	6-1	223	10/2/93	23	3	Alabama	Daphne, Ala.	D2-'15

Head Coach: Doug Marrone

Assistants: Joe DeCamillis (Special Teams Coordinator), Nathaniel Hackett (Offensive Coordinator), Tom Myslinski (Strength and Conditioning Coordinator), Todd Wash (Defensive Coordinator), Mark Collins (Linebackers Coach), Joe Danna (Assistant Secondary Coach), John Donovan (Offensive Quality Control Coach), Perry Fewell (Secondary Coach), Pat Flaherty (Offensive Line Coach), Marion Hobby (Defensive Line Coach), Jess Langvardt (Strength and Conditioning Associate), Mike Mallory (Assistant Special Teams Coordinator), Keenan McCardell (Wide Receivers Coach), Ron Middleton (Tight Ends/Assistant Special Teams Coach), Scott Milanovich (Quarterbacks Coach), Eric Price (Offense-Research), Jason Rebrovich (Assistant Defensive Line Coach), Mike Rutenberg (Defensive Assistant), Cedric Scott (Assistant Strength and Conditioning Coach), Tony Sparano Jr. (Assistant Offensive Line Coach), Tyrone Wheatley (Running Backs Coach).

JAGUARS 2017 NUMERICAL ROSTER

9/26/2017

NO	NAME	POS	HT	WT	DOB	AGE	EXP	COLLEGE	HOMETOWN	HOW	ACQ
2	Jason Myers	K	5-10	190	5/12/91	26	3	Marist	Chula Vista, Calif.	FA	'15
3	Brad Nortman	P	6-2	214	9/12/89	28	6	Wisconsin	Brookfield, Wis.	UFA (Car.)	'16
4	Ryan Nassib	QB	6-2	223	3/10/90	27	5	Syracuse	West Chester, Pa.	FA	'17
5	Blake Bortles	QB	6-5	236	4/28/92	25	4	Central Florida	Oviedo, Fla.	D1	'14
7	Chad Henne	QB	6-3	222	7/2/85	32	10	Michigan	Wyomissing, Pa.	UFA (Mia.)	'12
10	Jaelen Strong	WR	6-2	220	1/25/94	23	3	Arizona State	Philadelphia, Pa.	W (Hou.)	'17
11	Marqise Lee	WR	6-0	196	11/25/91	25	4	Southern California	Inglewood, Calif.	D2	'14
17	Arrelious Benn	WR	6-2	228	9/8/88	29	7	Illinois	Washington, D.C.	FA	'16
19	Max McCaffrey	WR	6-2	200	5/17/94	23	1	Duke	Highlands Ranch, Co.	PS (N.O.)	'17
20	Jalen Ramsey	CB	6-1	208	10/24/94	22	2	Florida State	Smyrna, Tenn.	D1	'16
21	A.J. Bouye	CB	6-0	191	8/16/91	26	5	Central Florida	Tucker, Ga.	UFA (Hou.)	'17
22	Aaron Colvin	CB	6-0	193	10/2/91	25	4	Oklahoma	Tulsa, Okla.	D4	'14
23	Tyler Patmon	CB	5-10	188	1/26/1991	26	3	Oklahoma State	Round Rock, Texas	FA	'17
24	T.J. Yeldon	RB	6-1	223	10/2/93	23	3	Alabama	Daphne, Ala.	D2	'15
25	Peyton Thompson	S	5-10	184	9/26/90	27	3	San Jose State	Sacramento, Calif.	FA	'14
26	Jarrold Wilson	S	6-2	210	1/23/94	23	2	Michigan	Akron, Ohio	FA	'16
27	Leonard Fournette	RB	6-0	228	1/18/95	22	R	Louisiana State	New Orleans, La.	D1	'17
29	Lafayette Pitts	CB	5-11	195	9/24/92	25	2	Pittsburgh	Duquesne, Pa.	W (Mia.)	'17
30	Corey Grant	RB	5-11	203	12/19/91	25	3	Auburn	Opelika, Ala.	FA	'15
31	Jalen Myrick	CB	5-11	200	2/27/95	22	R	Minnesota	Bloomington, Ga.	D7a	'17
33	Chris Ivory	RB	6-0	223	3/22/88	29	8	Tiffin	Longview, Texas	UFA (NYJ)	'16
39	Tashaun Gipson	S	5-11	212	8/7/90	27	6	Wyoming	Dallas, Texas	UFA (Cle.)	'16
40	Tommy Bohanon	FB	6-1	246	9/10/90	27	4	Wake Forest	Fort Myers, Fla.	FA	'17
42	Barry Church	S	6-2	218	2/11/88	29	8	Toledo	Pittsburgh, Pa.	UFA (Dal.)	'17
43	Matt Overton	LS	6-1	243	7/6/85	32	6	Western Washington	San Leandro, Calif.	FA	'17
44	Myles Jack	LB	6-1	244	9/3/95	22	2	UCLA	Scottsdale, Ariz.	D2	'16
50	Telvin Smith	LB	6-3	215	4/11/91	26	4	Florida State	Valdosta, Ga.	D5a	'14
51	Paul Posluszny	LB	6-2	232	10/10/84	32	11	Penn State	Aliquippa, Pa.	UFA (Buf.)	'11
52	Donald Payne	LB	5-11	217	7/12/94	23	R	Stetson University	Fayetteville, Ga.	W (Bal.)	'17
53	Blair Brown	LB	6-0	238	5/27/94	23	R	Ohio	Moreno Valley, Calif.	D5	'17
55	Lerentee McCray	LB	6-3	249	8/26/90	27	5	Florida	Ocala, Fl.	UFA (Buf.)	'17
56	Dante Fowler Jr.	DE	6-3	255	8/3/94	23	3	Florida	St. Petersburg, Fla.	D1	'15
60	A.J. Cann	OL	6-3	325	10/3/91	25	3	South Carolina	Bamberg, S.C.	D3	'15
65	Brandon Linder	OL	6-6	315	1/25/92	25	4	Miami (Fla.)	Southwest Ranches, Fla.	D3	'14
69	Tyler Shatley	OL	6-3	310	5/5/91	26	3	Clemson	Icard, N.C.	FA	'14
72	Josh Wells	OL	6-6	306	2/14/91	26	3	James Madison	Mechanicsville, Va.	FA	'14
73	Josh Walker	OL	6-5	330	6/2/91	26	3	Middle Tennessee State	Spring City, Ten.	FA	'17
74	Cam Robinson	OL	6-6	320	10/9/95	21	R	Alabama	Monroe, La.	D2	'17
75	William Poehls	OL	6-8	344	11/27/91	25	1	Montana	Chandler, Ariz.	W (Chi.)	'17
77	Patrick Omameh	OL	6-4	327	12/29/89	27	5	Michigan	Columbus, Ohio	FA	'16
78	Jermey Parnell	OL	6-6	326	7/20/86	31	7	Mississippi	Blytheville, Ark.	UFA (Dal.)	'15
80	James O'Shaughnessy	TE	6-4	245	1/14/1992	25	3	Illinois State	Naperville, Ill.	W (N.E.)	'17
83	Ben Koyack	TE	6-5	258	4/9/93	24	2	Notre Dame	Oil City, Pa.	D7	'15
84	Keelan Cole	WR	6-1	194	4/20/93	24	R	Kentucky Wesleyan	Louisville, Ky.	FA	'17
88	Allen Hurns	WR	6-3	201	11/12/91	25	4	Miami (Fla.)	Miami, Fla.	FA	'14
89	Mercedes Lewis	TE	6-6	267	5/19/84	33	12	UCLA	Long Beach, Calif.	D1	'06
91	Yannick Ngakoue	DE	6-2	246	3/31/95	22	2	Maryland	Bowie, Md.	D3	'16
92	Sheldon Day	DT	6-1	294	7/1/94	23	2	Notre Dame	Indianapolis, Ind.	D4	'16
93	Calais Campbell	DL	6-8	300	9/1/86	31	10	Miami (Fla.)	Aurora, Co.	UFA (Ari.)	'17
94	Dawuane Smoot	DE	6-3	264	3/2/95	22	R	Illinois	Groveport, Ohio	D3	'17
95	Abry Jones	DT	6-4	318	9/8/91	26	5	Georgia	Warner Robins, Ga.	FA	'13
97	Malik Jackson	DL	6-5	290	1/11/90	27	6	Tennessee	Van Nuys, Calif.	UFA (Den.)	'16
99	Eli Ankou	DT	6-3	325	6/8/94	23	R	UCLA	Ottawa, Ontario, Can	W (Hou.)	'17

Practice Squad

18	Larry Pinkard	WR	6-0	196	2/25/92	25	1	Old Dominion	Washington, D.C.	P.S.	'17
34	Raysean Pringle	CB	6-0	191	8/31/93	24	R	Southern Utah	Oakland, Calif.	P.S.	'17
41	Tim Cook	RB	6-0	242	4/29/94	23	R	Oregon State	Pine Bluff, Ark.	P.S.	'17
59	Carroll Phillips	DE	6-3	242	9/2/92	25	R	Illinois	Miami, Fla.	P.S.	'17
64	Chris Reed	OL	6-5	310	7/22/92	25	2	Minnesota State	Omaha, Neb.	P.S.	'17
79	Hunter Dimick	DE	6-3	268	10/29/93	23	R	Utah	Syracuse, Utah	P.S.	'17
85	Jaydon Mickens	WR	5-11	170	4/21/94	23	1	Washington	Los Angeles, Calif.	P.S.	'17
86	David Grinnage	TE	6-5	265	2/24/94	23	1	North Carolina State	Newark, De.	P.S.	'17
90	Darius Kilgo	DT	6-3	319	12/14/91	25	3	Maryland	Washington, D.C.	P.S.	'17
98	Marcus Hardison	DT	6-3	310	2/14/92	25	3	Arizona State	Natchitoches, La.	P.S.	'17

JAGUARS BY EXPERIENCE

NO	NAME	POS	HT	WT	DOB	AGE	EXP	COLLEGE	HOMETOWN
12th Year (1)									
89	Lewis, Marcedes	TE	6-6	280	5/19/84	33	12	UCLA	Long Beach, Calif.
11th Year (1)									
51	Posluszny, Paul	LB	6-2	232	10/10/84	32	11	Penn State	Aliquippa, Pa.
10th Year (2)									
93	Campbell, Calais	DL	6-8	300	9/1/86	31	10	Miami (Fla.)	Aurora, Co.
7	Henne, Chad	QB	6-3	222	7/2/85	32	10	Michigan	Wyomissing, Pa.
8th Year (2)									
42	Church, Barry	S	6-2	218	2/11/88	29	8	Toledo	Pittsburgh, Pa.
33	Ivory, Chris	RB	6-0	223	3/22/88	29	8	Tiffin	Longview, Texas
7th Year (2)									
17	Benn, Arrelious	WR	6-2	228	9/8/88	29	7	Illinois	Washington, D.C.
78	Parnell, Jerme	OT	6-6	326	7/20/86	31	7	Mississippi	Blytheville, Ark.
6th Year (4)									
39	Gipson, Tashaun	S	5-11	212	8/7/90	27	6	Wyoming	Dallas, Texas
97	Jackson, Malik	DL	6-5	290	1/11/90	27	6	Tennessee	Van Nuys, Calif.
3	Nortman, Brad	P	6-2	214	9/12/89	28	6	Wisconsin	Brookfield, Wis.
43	Overton, Matt	LS	6-1	243	7/6/85	32	6	Western Washington	San Leandro, Calif.
5th Year (5)									
21	Bouye, A.J.	CB	6-0	191	8/16/91	26	5	Central Florida	Tucker, Ga.
95	Jones, Abry	DT	6-4	318	9/8/91	26	5	Georgia	Warner Robins, Ga.
55	McCray, Lerentee	LB	6-3	249	8/26/90	27	5	Florida	Ocala, Fla.
4	Nassib, Ryan	QB	6-2	223	3/10/90	27	5	Syracuse	West Chester, Pa.
77	Omameh, Patrick	OL	6-4	327	12/29/89	27	5	Michigan	Columbus, Ohio
4th Year (7)									
40	Bohanon, Tommy	FB	6-1	246	9/10/90	27	4	Wake Forest	Fort Myers, Fla.
5	Bortles, Blake	QB	6-5	236	4/28/92	25	4	Central Florida	Oviedo, Fla.
22	Colvin, Aaron	CB	6-0	193	10/2/91	25	4	Oklahoma	Tulsa, Okla.
88	Hurns, Allen	WR	6-3	201	11/12/91	25	4	Miami (Fla.)	Miami, Fla.
11	Lee, Marqise	WR	6-0	196	11/25/91	25	4	Southern California	Inglewood, Calif.
65	Linder, Brandon	OL	6-6	315	1/25/92	25	4	Miami (Fla.)	Southwest Ranches, Fla.
50	Smith, Telvin	LB	6-3	215	4/11/91	26	4	Florida State	Valdosta, Ga.
3rd Year (11)									
60	Cann, A.J.	OL	6-2	325	10/3/91	25	3	South Carolina	Bamberg, S.C.
56	Fowler Jr., Dante	DE	6-3	255	8/3/94	23	3	Florida	St. Petersburg, Fla.
30	Grant, Corey	RB	5-11	203	12/19/91	25	3	Auburn	Opelika, Ala.
2	Myers, Jason	K	5-10	190	5/12/91	26	3	Marist	Chula Vista, Calif.
80	O'Shaughnessy, James	TE	6-4	245	1/14/92	25	3	Illinois State	Naperville, Ill.
23	Patmon, Tyler	CB	5-10	188	1/26/91	26	3	Oklahoma State	Round Rock, Texas
69	Shatley, Tyler	OL	6-3	310	5/5/91	26	3	Clemson	Icard, N.C.
10	Strong, Jaelen	WR	6-2	220	1/25/94	23	3	Arizona State	Philadelphia, Pa.
25	Thompson, Peyton	S	6-0	196	9/26/90	27	3	San Jose State	Sacramento, Calif.
73	Walker, Josh	OL	6-5	330	6/2/91	26	3	Middle Tennessee State	Spring City, Ten.
72	Wells, Josh	OL	6-6	306	2/14/91	26	3	James Madison	Mechanicsville, Va.
24	Yeldon, T.J.	RB	6-1	223	10/2/93	23	3	Alabama	Daphne, Ala.
2nd Year (7)									
92	Day, Sheldon	DT	6-1	294	7/1/94	23	2	Notre Dame	Indianapolis, Ind.
44	Jack, Myles	LB	6-1	244	9/3/95	22	2	UCLA	Scottsdale, Ariz.
83	Koyack, Ben	TE	6-5	258	4/9/93	24	2	Notre Dame	Oil City, Pa.
91	Ngakoue, Yannick	DE	6-2	246	3/31/95	22	2	Maryland	Bowie, Md.
29	Pitts, Lafayette	CB	5-11	195	9/24/92	25	2	Pittsburgh	Duquesne, Pa.
20	Ramsey, Jalen	CB	6-1	208	10/24/94	22	2	Florida State	Smyrna, Tenn.
26	Wilson, Jarrod	S	6-2	210	2/9/94	23	2	Michigan	Arkon, Ohio
1st Year (1)									
19	McCaffrey, Max	WR	6-2	200	5/17/94	23	1	Duke	Highlands Ranch, Co.
75	Poehls, William	OL	6-8	344	11/27/92	24	1	Montana	Chandler, Ariz.
Rookies (9)									
99	Ankou, Eli	DT	6-3	325	6/8/94	23	R	UCLA	Ottawa, Ontario, Can.
53	Brown, Blair	LB	6-0	238	5/27/94	23	R	Ohio	Moreno Valley, Calif.
84	Cole, Keelan	WR	6-1	194	4/20/93	24	R	Kentucky Wesleyan	Louisville, Ky.
27	Fournette, Leonard	RB	6-0	228	1/18/95	22	R	Louisiana State	New Orleans, La.
31	Myrick, Jalen	CB	5-11	200	2/27/95	22	R	Minnesota	Bloomington, Ga.
52	Payne, Donald	LB	5-11	217	7/12/94	23	R	Stetson University	Fayetteville, Ga.
74	Robinson, Cam	OL	6-6	320	10/9/95	21	R	Alabama	Monroe, La.
94	Smoot, Dawuane	DE	6-3	264	3/21/95	22	R	Illinois	Groveport, Ohio

JAGUARS BY POSITION

53

OFFENSE 26

3 QUARTERBACKS

NO	NAME	POS	HT	WT	EXP	COLLEGE
4	Nassib, Ryan	QB	6-2	223	5	Syracuse
5	Bortles, Blake	QB	6-5	236	4	Central Florida
7	Henne, Chad	QB	6-3	222	10	Michigan

5 RUNNING BACKS

24	Yeldon, T.J.	RB	6-1	223	3	Alabama
27	Fournette, Leonard	RB	6-0	228	R	Louisiana State
30	Grant, Corey	RB	5-11	203	3	Auburn
33	Ivory, Chris	RB	6-0	223	8	Tiffin
40	Bohanon, Tommy	FB	6-1	246	4	Wake Forest

6 WIDE RECEIVERS

10	Strong, Jaelen	WR	6-2	220	3	Arizona State
11	Lee, Marqise	WR	6-0	196	4	Southern California
17	Benn, Arrelious	WR	6-2	228	7	Illinois
19	McCaffrey, Max	WR	6-2	200	1	Highlands Ranch, Co.
84	Cole, Keelan	WR	6-1	194	R	Kentucky Wesleyan
88	Hurns, Allen	WR	6-3	201	4	Miami (Fla.)

3 TIGHT ENDS

80	O'Shaughnessy, James	TE	6-4	245	3	Illinois State
83	Koyack, Ben	TE	6-5	258	2	Notre Dame
89	Lewis, Mercedes	TE	6-6	280	12	UCLA

9 OFFENSIVE LINEMEN

60	Cann, A.J.	OL	6-3	325	3	South Carolina
65	Linder, Brandon	OL	6-6	315	4	Miami (Fla.)
69	Shatley, Tyler	OL	6-3	310	3	Clemson
72	Wells, Josh	OL	6-6	306	3	James Madison
73	Walker, Josh	OL	6-5	330	3	Middle Tennessee State
74	Robinson, Cam	OL	6-6	320	R	Alabama
75	Poehls, William	OL	6-8	344	1	Montana
77	Omameh, Patrick	OL	6-4	327	5	Michigan
78	Parnell, Jerme	OL	6-6	326	7	Mississippi

SPECIAL TEAMS 3

3 KICKERS/SPECIALISTS

2	Myers, Jason	K	5-10	190	3	Marist
3	Nortman, Brad	P	6-2	214	6	Wisconsin
43	Overton, Matt	LS	6-1	243	6	Western Washington

DEFENSE 24

8 DEFENSIVE LINEMEN

56	Fowler, Jr., Dante	DE	6-3	255	3	Florida
91	Ngakoue, Yannick	DE	6-2	246	2	Maryland
92	Day, Sheldon	DT	6-1	294	2	Notre Dame
93	Campbell, Calais	DL	6-8	300	10	Miami (Fla.)
94	Smoot, Dawuane	DE	6-3	264	R	Illinois
95	Jones, Abry	DT	6-4	318	5	Georgia
97	Jackson, Malik	DL	6-5	290	6	Tennessee
99	Ankou, Eli	DT	6-3	325	R	UCLA

6 LINEBACKERS

44	Jack, Myles	LB	6-1	244	2	UCLA
50	Smith, Telvin	LB	6-3	215	4	Florida State
51	Posluszny, Paul	LB	6-2	232	11	Penn State
52	Payne, Donald	LB	5-11	217	R	Stetson University
53	Brown, Blair	LB	6-0	238	R	Ohio
55	McCray, Lerentee	LB	6-3	249	5	Florida

10 DEFENSIVE BACKS

20	Ramsey, Jalen	CB	6-1	208	2	Florida State
21	Bouye, A.J.	CB	6-0	191	5	Central Florida
22	Colvin, Aaron	CB	6-0	193	4	Oklahoma
23	Patmon, Tyler	CB	5-10	188	3	Oklahoma State
25	Thompson, Peyton	S	5-10	184	3	San Jose State
26	Wilson, Jarrod	S	6-2	210	2	Michigan
29	Pitts, Lafayette	CB	5-11	195	2	Pittsburgh
31	Myrick, Jalen	CB	5-11	200	R	Minnesota
39	Gipson, Tashaun	S	5-11	212	6	Wyoming
42	Church, Barry	S	6-2	218	8	Toledo

JAGUARS HOW BUILT

	ROOKIE, VETERAN AND FIRST-YEAR FREE AGENTS (16)	UNRESTRICTED FREE AGENTS (11)	OTHER TEAM'S PRACTICE SQUAD (1)	WAIVERS (6)	COLLEGE DRAFT (19)
2006					TE Mercedes Lewis
2011		LB Paul Posluszny			
2012		QB Chad Henne			
2013	DT Abry Jones				
2014	WR Allen Hurns OL Tyler Shatley S Peyton Thompson				QB Blake Bortles WR Marqise Lee CB Aaron Colvin OL Brandon Linder LB Telvin Smith
2015	K Jason Myers RB Corey Grant	OL Jermeay Parnell			DE Dante Fowler Jr. RB T.J. Yeldon OL A.J. Cann TE Ben Koyack
2016	S Jarrod Wilson WR Arrelious Benn OL Josh Wells OL Patrick Omameh	RB Chris Ivory DL Malik Jackson P Brad Nortman FS Tashaun Gipson			CB Jalen Ramsey LB Myles Jack DE Yannick Ngakoue DT Sheldon Day
2017	WR Keelan Cole FB Tommy Bohanon CB Tyler Patmon LS Matt Overton OL Josh Walker QB Ryan Nassib	CB A.J. Bouye DL Calais Campbell S Barry Church LB Lerentee McCray	WR Max McCaffery	DT Eli Ankou TE James O'Shaughnessy LB Donald Payne CB Lafayette Pitts OL William Poehls WR Jaelen Strong	RB Leonard Fournette OL Cam Robinson DE Dawuane Smoot LB Blair Brown CB Jalen Myrick

JAGUARS 2017 ROSTER MOVES (PAGE 1)

DATE	PLAYER	TRANSACTION
January 2	BIBBS, E.J., TE	Signed to Reserve/Future contract
January 2	GRANT, Doran, DB	Signed to Reserve/Future contract
January 2	KASITATI, Nila, OL	Signed to Reserve/Future contract
January 2	KIRBY, Raphael, LB	Signed to Reserve/Future contract
January 2	SINCLAIR, Gannon, TE	Signed to Reserve/Future contract
January 2	UZDAVINIS, Arturo, OT	Signed to Reserve/Future contract
January 4	NIX, Louis, DL	Signed to Reserve/Future contract
January 9	ROBINSON, Jamal, WR	Signed to Reserve/Future contract
January 10	SHUMATE, Elijah, S	Signed to Reserve/Future contract
January 11	KELLY, Colin, OL	Signed to Reserve/Future contract
February 21	ODRICK, Jared, DL	Released
February 27	VAN ROTEN, Greg	Signed to Reserve/Future contract
March 6	HOUSE, Davon, CB	Released
March 9	THOMPSON, Peyton, S	Received exclude rights tender
March 9	ALBERT, Branden, OL	Traded from MIA
March 9	MARKS, Sen'Derrick, DL	Released
March 9	THOMAS, Julius, TE	Traded to MIA
March 10	BOUYE, A.J., CB	Signed contract (UFA - Hou.)
March 10	CAMPBELL, Calais, DL	Signed contract (UFA - Ari.)
March 10	CHURCH, Barry, S	Signed contract (UFA - Dal.)
March 10	MCCRAY, Lerentee, DE	Signed contract (UFA - Buf.)
March 11	CHARLES, Stefan, DT	Signed contract (UFA - Det.)
March 11	COLE, Audie, LB	Signed contract (UFA - Min.)
March 11	WATFORD, Earl, OL	Signed contract (UFA - Ari.)
March 12	MILLER, Roy, DT	Released
March 16	MCNARY, Josh, LB	Signed contract (UFA - Ind.)
March 23	RIVERA, Mychal, TE	Signed contract (UFA - Oak.)
March 24	GOODMAN, Malliciah, DE	Signed contract (FA)
April 11	SKUTA, Dan, LB	Released
April 11	SMITH, Chris, DE	Traded to CIN
April 17	BOHANON, Tommy, FB	Signed contract (FA)
April 17	PINKARD, Larry, WR	Signed contract (FA)
April 21	HOWARD, Tracy, CB	Claimed off waivers from Cleveland
April 27	FOURNETTE, Leonard, RB	Drafted (1)
April 28	ROBINSON, Cam, OL	Drafted (2)
April 28	SMOOT, Dawuane, DE	Drafted (3)
April 29	WESTBROOK, Dede, WR	Drafted (4)
April 29	BROWN, Blair, LB	Drafted (5)
April 29	MYRICK, Jalen, CB	Drafted (7a)
April 29	WILLIAMS, Marquez, FB	Drafted (7b)
May 1	BIBBS, E.J., TE	Released
May 1	HILL, Bronson, RB	Released
May 1	KELLY, Colin, OL	Released
May 1	PORTER, Sean, LB	Released
May 1	RICHARDSON, Daryl, RB	Released
May 1	SINCLAIR, Gannon, TE	Released
May 1	SHUMATE, Elijah, S	Released
May 1	UZDAVINIS, Arturo, OL	Released
May 1	VAN ROTEN, Greg, OL	Released
May 1	WASHINGTON, Tony, WR	Released
May 1	KIRBY, Raphael, LB	Released
May 1	BLUIETT, Caleb, TE	Signed contract (FA)
May 1	COLE, Keelan, WR	Signed contract (FA)
May 1	COLLINS, Parker, OL	Signed contract (FA)
May 1	COOK, Tim, RB	Signed contract (FA)
May 1	CUTRER, Jeremy, CB	Signed contract (FA)
May 1	DAVIS, P.J., LB	Signed contract (FA)
May 1	DIMICK, Hunter, DE	Signed contract (FA)
May 1	ETTA-TAWO, Amba, WR	Signed contract (FA)
May 1	GENNESSY, Avery, OL	Signed contract (FA)
May 1	HORTON, Justin, LB	Signed contract (FA)
May 1	LUPEAMANU, Tueni, DT	Signed contract (FA)
May 1	MATHERS, ITavius, RB	Signed contract (FA)
May 1	MILLER, CHARLIE, S	Signed contract (FA)
May 1	PHILLIPS, Carroll, DE	Signed contract (FA)
May 1	ROBINSON, Ezra, CB	Signed contract (FA)
May 1	WALKER, Kenneth, WR	Signed contract (FA)
May 9	RUSH, Marcus, LB	Released
May 15	DAVIS, Akeem, CB	Released
May 15	NIX, Louis, DL	Released
May 15	HARPER, Jarrod	Signed contract (FA)
May 15	MAURICE, Kevin, DT	Signed contract (FA)
May 22	WALTERS, Bryan, WR	Placed on injured reserve
May 22	DIXON, Brian, CB	Signed contract (FA)
May 22	PATMON, Tyler, CB	Signed contract (FA)
June 16	CUTRER, Jeremy, CB	Released
June 16	NIXON, Taurean, CB	Claimed off waivers from Denver
June 21	COLLINS, Parker, OL	Released
June 21	RHANEY, Demetrius, OL	Claimed off waivers from Los Angeles Rams
July 17	MILLER, Charlie, S	Released
July 20	WILLIAMS, Marquez, FB	Placed on Active/PUP list
July 22	COLVIN, Aaron, CB	Placed on Active/PUP list
July 22	RAMSEY, Jalen, CB	Placed on Active/PUP list
July 25	JEAN-BAPTISTE, Stanley, CB	Signed contract (FA)
July 31	NIXON, Taurean, CB	Waived/Injured
July 31	GAINES, Charles, CB	Signed contract (FA)
July 31	ALBERT, Branden, OL	Placed on exempt/left team
August 2	GAFFNEY, Tyler, RB	Signed contract (FA)
August 3	TINKER, Carson, LS	Placed on injured reserve
August 3	MATHERS, ITavius, RB	Waived/Injured
August 3	BUNCHE, Malcolm, OL	Signed contract (FA)
August 3	OVERTON, Matt, LS	Signed contract (FA)
August 6	SAMPLE, James, S	Released
August 6	JOHNSON, Jeron, S	Signed contract (FA)
August 8	ALBERT, Branden, OL	Placed on reserved/retired
August 11	ALBERT, Branden, OL	Released
August 11	GRIMES, Jonathan, RB	Signed contract (FA)
August 13	HORTON, Justin, LB	Waived/Injured
August 13	GACHKAR, Andrew, LB	Signed contract (FA)
August 14	JOHNSON, Josh, CB	Waived/Injured
August 14	GRINNAGE, David, TE	Signed contract (FA)
August 14	ROBINSON, Ezra, CB	Waived/Injured
August 14	THOMAS, Dwayne, CB	Signed contract (FA)
August 14	WALKER, Kenneth, WR	Waived
August 14	JAMES II, Charles, CB	Signed contract (FA)
August 20	GAINES, Charles, CB	Waived/Injured
August 20	HARRIS, DuJuan, RB	Signed contract (FA)
August 26	COLE, Audie, LB	Waived
August 28	DENT, Akeem, LB	Signed contract (FA)
September 1	BLUIETT, Caleb, TE	Waived
September 1	BUNCHE, Malcolm, OL	Waived

DATE	PLAYER	TRANSACTION
September 1	DAVIS, P.J., LB	Waived
September 1	DENT, Akeem, LB	Waived
September 1	GRIMES, Jonathan, RB	Waived
September 1	HARRIS, DuJuan, RB	Waived
September 1	JAMES II, Charles, CB	Waived
September 1	LUPEAMANU, Tueni, DT	Waived
September 1	PINKARD, Larry, WR	Waived
September 1	RHANEY, Demetrius, OL	Waived
September 1	ROBINSON, Jamal, WR	Waived
September 1	THOMAS, Dwayne, CB	Waived
September 1	RIVERA, Mychal, TE	Placed on Injured/Reserve
September 1	JOHNSON, Jeron, S	Placed on Injured/Reserve
September 1	WILLIAMS, Marquez, FB	Waived/Injured
September 2	BOWANKO, Luke, OL	Traded to BAL
September 2	GACHKAR, Andrew, LB	Released
September 2	GOODMAN, Malliciah, DE	Released
September 2	MCNARY, Josh, LB	Released
September 2	COOK, Tim, RB	Waived
September 2	DIMICK, Hunter, DL	Waived
September 2	DIXON, Brian, CB	Waived
September 2	ELLIS, Alex, TE	Waived
September 2	ETTA-TAWO, Amba, WR	Waived
September 2	GENNESSY, Avery, OL	Waived
September 2	GRINNAGE, David, TE	Waived
September 2	HOWARD, Tracy, DB	Waived
September 2	JEAN-BAPISTE, Stanley, CB	Waived
September 2	KASITATI, Nila, OL	Waived
September 2	MAURICE, Kevin, DT	Waived
September 2	PHILLIPS, Carroll, DE	Waived
September 2	REED, Chris, OL	Waived
September 2	WOODARD, Jonathan, DE	Waived
September 2	GRANT, Doran, CB	Waived/Injured
September 2	HARPER, Jarrod, S	Waived/Injured
September 2	WYNN, Shane, WR	Waived/Injured
September 2	GREENE SR., Rashad, WR	Placed on Injured/Reserve
September 3	CHARLES, Stefan, DT	Released
September 3	ALLEN, Brandon, QB	Waived
September 3	POUTASI, Jeremiah, OL	Waived
September 3	PULLARD III, Hayes, LB	Waived
September 3	STERLING, Neal, TE	Waived
September 3	ANKOU, Eli, DT	Claimed off waivers from Houston
September 3	O'SHAUGHNESSY, James, TE	Claimed off waivers from New England
September 3	PAYNE, Donald, LB	Claimed off waivers from Baltimore
September 3	PITTS, Lafayette, CB	Claimed off waivers from Miami
September 3	POEHLS, William, OL	Claimed off waivers from Chicago
September 3	COOK, Tim, RB	Signed to practice squad
September 3	DIMICK, Hunter, DL	Signed to practice squad
September 3	ETTA-TAWO, Amba, WR	Signed to practice squad
September 3	GENNESSY, Avery, OL	Signed to practice squad
September 3	GRINNAGE, David, TE	Signed to practice squad
September 3	HOWARD, Tracy, DB	Signed to practice squad
September 3	REED, Chris, OL	Signed to practice squad
September 4	PHILLIPS, Carroll, DE	Signed to practice squad
September 4	JEAN-BAPISTE, Stanley, CB	Signed to practice squad
September 5	PRINGLE, Rayseasn, CB	Signed to practice squad
September 8	WESTBROOK, Dede, WR	Placed on Injured/Reserve
September 8	WATFORD, Earl, OL	Released
September 8	WALKER, Josh, OL	Signed contract (FA)
September 8	PRYOR, CALVIN, S	Claimed off waivers from Cleveland
September 8	HOWARD, Tracy, DB	Released from practice squad
September 8	KILGO, Darius, DL	Signed to practice squad
September 8	JOHNSON, Jeron, S	Released from injured/reserve
September 12	ROBINSON, Allen, WR	Placed on Injured/Reserve
September 12	MCCAFFREY, MAX, WR	Signed off of New Orleans practice squad
September 14	POUTASI, Jeremiah, OL	Signed to practice squad
September 14	GENNESSY, Avery, OL	Placed on practice squad injured list
September 18	PRYOR, Calvin, S	Placed on Injured/Reserve
September 18	NASSIB, Ryan, QB	Signed contract (FA)
September 18	ETTA-TAWO, Amba, WR	Released from practice squad
September 18	MICKENS, Jaydon, WR	Signed to practice squad
September 18	GRANT, Doran, CB	Released from injured/reserve
September 19	BENNETT, Michael, DL	Placed on Injured/Reserve
September 19	STRONG, Jaelen, WR	Claimed off waivers from Houston

JAGUARS UNOFFICIAL DEPTH CHART

OFFENSE

WR:	11 Marqise Lee	17 Arrelious Benn	10 Jaelen Strong
LT:	<u>74 Cam Robinson</u>	72 Josh Wells	77 Patrick Omameh
LG:	77 Patrick Omameh	73 Josh Walker	
C:	65 Brandon Linder	69 Tyler Shatley	
RG:	60 A.J. Cann	69 Tyler Shatley	
RT:	78 Jermeay Parnell	75 William Poehls	77 Patrick Omameh
TE:	89 Mercedes Lewis	83 Ben Koyack	80 James O'Shaughnessy
WR:	88 Allen Hurns	<u>84 Keelan Cole</u>	19 Max McCaffrey
QB:	5 Blake Bortles	7 Chad Henne	4 Ryan Nassib
RB:	<u>27 Leonard Fournette</u> / 33 Chris Ivory		24 T.J. Yeldon 30 Corey Grant
FB:	40 Tommy Bohanon		

DEFENSE

DE	91 Yannick Ngakoue	56 Dante Fowler Jr.	
NT:	95 Abry Jones	<u>99 Eli Ankou</u>	
DT:	97 Malik Jackson	92 Sheldon Day	
DE:	93 Calais Campbell	<u>94 Dawuane Smoot</u>	
WLB:	50 Telvin Smith	<u>53 Blair Brown</u>	
MLB:	51 Paul Posluszny	<u>52 Donald Payne</u>	
SLB	44 Myles Jack	55 Lerentee McCray	
LCB:	20 Jalen Ramsey	23 Tyler Patmon	29 Lafayette Pitts
FS:	39 Tashaun Gipson	25 Peyton Thompson	
SS:	42 Barry Church	26 Jarrod Wilson	
RCB:	21 A.J. Bouye	22 Aaron Colvin	<u>31 Jalen Myrick</u>

SPECIAL TEAMS

K:	2 Jason Myers		
P:	3 Brad Nortman		
LS:	43 Matt Overton		
PH:	3 Brad Nortman		
KR:	11 Marqise Lee	30 Corey Grant	<u>84 Keelan Cole</u>
PR:	11 Marqise Lee	<u>31 Jalen Myrick</u>	

_____ = ROOKIE



2017 STATISTICS

REGULAR SEASON WEEK 4 AT NEW YORK JETS

2017 STARTERS

OFFENSIVE STARTERS

	WR	FB/TE/WR	LT	LG	C	RG	RT	TE	WR	QB	RB
9/10 at HOU	A. Robinson	Bohanon (FB)	C. Robinson	Omameh	Linder	Cann	Parnell	Lewis	Lee	Bortles	Fournette
9/17 vs. TEN	Lee	Bohanon (FB)	C. Robinson	Omameh	Linder	Cann	Parnell	Lewis	Hurns	Bortles	Fournette
9/24 vs. BAL	Lee	Cole (WR)	C. Robinson	Omameh	Linder	Cann	Parnell	Lewis	Hurns	Bortles	Fournette
10/1 at NYJ											
10/8 at PIT											
10/15 vs. LAR											
10/22 at IND											
11/5 vs. CIN											
11/12 vs. LAC											
11/19 at CLE											
11/26 at ARI											
12/3 vs. IND											
12/10 vs. SEA											
12/17 vs. HOU											
12/23 at S.F.											
12/31 at TEN											
TOTALS:	Lee - 2	Bohanon (FB) - 2	C. Robinson - 3	Omameh - 3	Linder - 3	Cann - 3	Parnell - 3	Lewis - 3	Hurns - 2	Bortles - 3	Fournette - 3
	A. Robinson - 1	Cole (WR) - 1							Lee - 1		

DEFENSIVE STARTERS

	DE	NT	DT	DE	WLB	MLB	SLB	LCB	FS	SS	RCB
9/10 at HOU	Ngakoue	Jones	Jackson	Campbell	Smith	Posluszny	Jack	Ramsey	Gipson	Church	Bouye
9/17 vs. TEN	Ngakoue	Jones	Jackson	Campbell	Smith	Posluszny	Jack	Ramsey	Gipson	Church	Bouye
9/24 vs. BAL	Ngakoue	Jones	Jackson	Campbell	Smith	Posluszny	Jack	Ramsey	Gipson	Church	Bouye
10/1 at NYJ											
10/8 at PIT											
10/15 vs. LAR											
10/22 at IND											
11/5 vs. CIN											
11/12 vs. LAC											
11/19 at CLE											
11/26 at ARI											
12/3 vs. IND											
12/10 vs. SEA											
12/17 vs. HOU											
12/23 at S.F.											
12/31 at TEN											
TOTALS:	Ngakoue - 3	Jones - 3	Jackson - 3	Campbell - 3	Smith - 3	Posluszny - 3	Jack - 3	Ramsey - 3	Gipson - 3	Church - 3	Bouye - 3

2017 GAME-BY-GAME PARTICIPATION

	vs. HOU	at TEN	vs. BAL	vs. NYJ	at PIT	vs. LAR	at IND	at CIN	vs. IAC	at CLE	at ARI	vs. IND	vs. SEA	at HOU	vs. S.F.	at TEN	GAMES/ STARTS
ANKOU	P	P	P														3/0
BENN	P	P	P														3/0
BENNETT	INA	P	IR														1/0
BOHANON	FB	FB	P														3/2
BORTLES	QB	QB	QB														3/3
BOUYE	RCB	RCB	RCB														3/3
BROWN	INA	INA	P														1/0
CAMPBELL	DE	DE	DE														3/3
CANN	RG	RG	RG														3/3
CHURCH	SS	SS	SS														3/3
COLE	P	P	WR														3/1
COLVIN	P	P	P														3/0
DAY	P	INA	P														2/0
FOURNETTE	RB	RB	RB														3/3
FOWLER JR.	P	P	P														3/0
GIPSON	FS	FS	FS														3/3
GRANT	P	P	P														3/0
HENNE	DNP	DNP	P														1/0
HURNS	P	WR	WR														3/2
IVORY	P	P	P														3/0
JACK	SLB	SLB	SLB														3/3
JACKSON	DT	DT	DT														3/3
JONES	NT	NT	NT														3/3
KOYACK	P	P	P														3/0
LEE	WR	WR	WR														3/3
LEWIS	TE	TE	TE														3/3
LINDER	C	C	C														3/3
McCAFFREY	---	P	P														2/0
McCRAY	P	P	INA														2/0
MYERS	P	P	P														3/0
MYRICK	INA	INA	INA														0/0
NASSIB	---	---	INA														0/0
NGAKOUE	DE	DE	DE														3/3
NORTMAN	P	P	P														3/0
OMAMEH	LG	LG	LG														3/3
O'SHAUGHNESSY	P	P	P														3/0
OVERTON	P	P	P														3/0
PARNELL	RT	RT	RT														3/3
PATMON	DNP	DNP	P														1/0
PAYNE	P	P	P														3/0
PITTS	P	P	P														3/0
POEHLS	INA	INA	INA														0/0
POSLUSZNY	MLB	MLB	MLB														3/3
PRYOR	INA	INA	IR														0/0
RAMSEY	LCB	LCB	LCB														3/3
A. ROBINSON	WR	IR	IR														1/1
C. ROBINSON	LT	LT	LT														3/3
SHATLEY	P	P	P														3/0

POS=Started; P=Played; DNP=Did not play; INA= Inactive; ps=Practice squad; ---=Not on roster;

NFI= Reserve/non-football injury; PUP=Reserve/physically unable to perform; IR=Injured reserve; Sus=Suspended

2017 GAME-BY-GAME PARTICIPATION

	vs. HOU	at TEN	vs. BAL	vs. NYJ	at PIT	vs. LAR	at IND	at CIN	vs. IAC	at CLE	at ARI	vs. IND	vs. SEA	at HOU	vs. S.F.	at TEN	GAMES/ STARTS
SMITH	WLB	WLB	WLB														3/3
SMOOT	P	P	P														3/0
STRONG	---	---	INA														0/0
THOMPSON	P	P	P														3/0
WALKER	INA	INA	INA														0/0
WELLS	P	P	P														3/0
WILSON	P	P	P														3/0
YELDON	INA	INA	INA														0/0

POS=Started; P=Played; DNP=Did not play; INA= Inactive; ps=Practice squad; ---=Not on roster;

NFI= Reserve/non-football injury; PUP=Reserve/physically unable to perform; IR=Injured reserve; Sus=Suspended

2017 JAGUARS DEFENSIVE STATS

PLAYER	DEFENSE											SPECIAL TEAM					MISC.			
	T	A	TT	SK	YD	TFL	QH	INT	PD	FF	FR	T	A	FF	FR	BL	T	A	FF	FR
JACK	17	7	24	1	4	2	1	0	0	0	0	0	0	0	0	0	0	0	0	0
SMITH	14	3	17	0	0	1	0	1	2	0	1	0	0	0	0	0	0	0	0	0
CHURCH	11	3	14	0	0	0	0	0	0	0	0	0	0	0	0	0	0	0	0	0
CAMPBELL	10	3	13	4.5	21	2	8	0	0	1	0	0	0	0	0	0	0	0	0	0
BOUYE	11	1	12	0	0	0	0	1	4	0	0	0	0	0	0	0	0	0	0	0
GIPSON	8	3	11	0	0	0	0	1	2	0	0	0	0	0	0	0	0	0	0	0
POSZUSZNY	8	2	10	0	0	2	0	0	1	0	0	0	0	0	0	0	0	0	0	0
JACKSON	6	1	7	1.5	10.5	1	4	0	1	0	0	0	0	0	0	0	0	0	0	0
RAMSEY	6	1	7	0	0	0	0	0	3	0	0	0	0	0	0	0	0	0	0	0
NGAKOUE	5	2	7	2	13	1	0	0	0	2	1	0	0	0	0	0	0	0	0	0
FOWLER	5	0	5	2	6	1	0	0	0	1	1	0	0	0	0	0	0	0	0	0
COLVIN	5	0	5	0	0	0	0	0	1	0	0	0	0	0	0	0	0	0	0	0
ANKOU	5	0	5	0	0	0	0	0	0	0	0	0	0	0	0	0	0	0	0	0
JONES	2	2	4	0.5	3.5	0	2	0	0	0	1	0	0	0	0	0	0	0	0	0
SMOOT	3	0	3	0	0	0	1	0	0	0	0	1	0	0	0	0	0	0	0	0
McCRAY	1	2	3	1.5	7	1	2	0	0	0	0	0	0	0	0	0	0	0	0	0
BENNETT	1	0	1	0	0	0	0	0	1	0	0	0	0	0	0	0	0	0	0	0
THOMPSON	1	0	1	0	0	0	0	0	0	0	0	0	0	0	0	0	0	0	0	0
BROWN	1	0	1	0	0	0	0	0	0	0	0	0	0	0	0	0	0	0	0	0
DAY	0	1	1	0	0	0	0	0	0	0	0	0	0	0	0	0	0	0	0	0
BOHANON	0	0	0	0	0	0	0	0	0	0	0	1	0	0	0	0	0	0	0	0
COLE	0	0	0	0	0	0	0	0	0	0	0	1	0	0	0	0	0	0	0	0
GRANT	0	0	0	0	0	0	0	0	0	0	0	1	0	0	0	0	0	0	0	0
O'SHAUGHNESSY	0	0	0	0	0	0	0	0	0	0	0	1	0	0	0	0	0	0	0	0
PAYNE	0	0	0	0	0	0	0	0	0	0	0	1	0	0	0	0	0	0	0	0
HURNS	0	0	0	0	0	0	0	0	0	0	0	0	0	0	0	0	1	0	0	0
LEE	0	0	0	0	0	0	0	0	0	0	0	0	0	0	0	0	1	0	0	0
PARNELL	0	0	0	0	0	0	0	0	0	0	0	0	0	0	0	0	1	0	0	0
Team Totals	122	31	153	13	70	12	19	4	16	4	4	6	0	0	0	0	3	0	0	0
Opponent Totals	116	45	161	2	12	7	11	2	16	3	1	8	1	0	0	0	7	0	0	0

SACK LEADERS

PLAYER	SK	YD
CAMPBELL	4.5	21
NGAKOUE	2	13
FOWLER	2	11
JACKSON	1.5	10.5
McCRAY	1.5	7
JACK	1	4
JONES	0.5	3.5
Team Totals	13	70
Opponent Totals	2	12

SPECIAL TEAMS TACKLE LEADERS

PLAYER	T	A	FF	FR	BL
BOHANON	1	0	0	0	0
COLE	1	0	0	0	0
GRANT	1	0	0	0	0
O'SHAUGHNESSY	1	0	0	0	0
SMOOT	0	0	0	0	0
PAYNE	1	0	0	0	0
Team Totals	5	0	0	0	0
Opponent Totals	6	1	0	0	0

PD LEADERS

PLAYER	PD
BOUYE	4
RAMSEY	4
GIPSON	2
SMITH	2
BENNETT	1
COLVIN	1
JACKSON	1
POSZUSZNY	1
Team Totals	16
Opponent Totals	16

2017 TEAM OFFENSIVE STATS

JAGUARS	FIRST DOWNS				TOTAL OFF.		RUSHING		PASSING					INT BY JAX		
	T	R	Pa	Pe	Yds	Plays	Yds	Att	Yds	SK/Yd	Att	Com	INT	No.	Yds	TD
9/10 at Houston	19	7	8	4	280	60	155	39	125	0/0	21	11	0	1	67	0
9/17 vs. Tennessee	20	6	13	1	310	61	99	25	211	2/12	34	20	2	1	2	0
9/24 vs. Baltimore	24	7	13	4	410	68	166	35	244	0/0	33	20	0	2	20	0
10/1 at New York Jets																
10/8 at Pittsburgh																
10/15 vs. L.A. Rams																
10/22 at Indianapolis																
11/5 vs. Cincinnati																
11/12 vs. L.A. Chargers																
11/19 at Cleveland																
11/26 at Arizona																
12/3 vs. Indianapolis																
12/10 vs. Seattle																
12/17 vs. Houston																
12/24 at San Francisco																
12/31 at Tennessee																
Totals	63	20	34	9	1,000	189	420	99	580	2/12	88	51	2	4	89	0

JAGUARS	PUNTS		PUNT RETURNS				K.O. RETURNS			PENALTY		FUMBLE	
	No.	Avg.	No.	Yds	FC	TD	No.	Yds	TD	No.	Yds	No	LT
9/10 at Houston	4	46.8	1	7	3	0	0	0	0	10	89	1	0
9/17 vs. Tennessee	5	49.2	1	4	0	0	4	88	0	10	99	2	1
9/24 vs. Baltimore	3	50.0	2	2	1	0	1	12	0	9	70	0	0
10/1 at New York Jets													
10/8 at Pittsburgh													
10/15 vs. L.A. Rams													
10/22 at Indianapolis													
11/5 vs. Cincinnati													
11/12 vs. L.A. Chargers													
11/19 at Cleveland													
11/26 at Arizona													
12/3 vs. Indianapolis													
12/10 vs. Seattle													
12/17 vs. Houston													
12/24 at San Francisco													
12/31 at Tennessee													
Totals	9	48.1	1	11	3	0	4	88	0	29	258	3	1

2017 TEAM STATISTICS

JAGUARS SCORING

	TD	TDr	TDp	TDrt	PAT	2-PT	FG	T.O.P
9/10 at Houston	3	1	1	1	2-3	0-0	3-4	30:05
9/17 vs. Tennessee	2	1	1	0	1-1	0-1	1-1	29:14
9/24 vs. Baltimore	5	1	4	0	5-5	0-0	3-3	34:03
10/1 at New York Jets								
10/8 at Pittsburgh								
10/15 vs. L.A. Rams								
10/22 at Indianapolis								
11/5 vs. Cincinnati								
11/12 vs. L.A. Chargers								
11/19 at Cleveland								
11/26 at Arizona								
12/3 vs. Indianapolis								
12/10 vs. Seattle								
12/17 vs. Houston								
12/24 at San Francisco								
12/31 at Tennessee								
Totals	10	3	6	1	8-9	0-1	7-8	31:07

JAGUARS NFL RANKINGS

	JAGUARS OFFENSE						JAGUARS DEFENSE					
	AFC RANK			NFL RANK			AFC RANK			NFL RANK		
	Total	Rush	Pass	Total	Rush	Pass	Total	Rush	Pass	Total	Rush	Pass
9/10 at Houston	8	4	13	19	4	28	1	7	1	1	18	1
9/17 vs. Tennessee	11	8	12	23	9	26	6	14	2	9	29	4
9/24 vs. Baltimore	5	5	10	13	5	23	2	15	1	3	28	1
10/1 at New York Jets												
10/8 at Pittsburgh												
10/15 vs. L.A. Rams												
10/22 at Indianapolis												
11/5 vs. Cincinnati												
11/12 vs. L.A. Chargers												
11/19 at Cleveland												
11/26 at Arizona												
12/3 vs. Indianapolis												
12/10 vs. Seattle												
12/17 vs. Houston												
12/24 at San Francisco												
12/31 at Tennessee												
Currently	5	5	10	13	5	23	2	15	1	3	28	1

2017 MISCELLANEOUS STATISTICS

REGULAR SEASON HIGHS & LOWS

	JAGUARS		OPPONENTS	
	HIGH	LOW	HIGH	LOW
Points	44 (9/24 vs. BAL)	16 (9/17 vs. TEN)	37 (TEN, 9/17)	7 (HOU, 9/10; BAL, 9/24)
First Downs	24 (9/24 vs. BAL)	19 (9/10 at HOU)	23 (HOU, 9/10)	12 (BAL, 9/24)
Total Offense	410 (9/24 vs. BAL)	280 (9/10 at HOU)	390 (TEN, 9/17)	186 (BAL, 9/24)
Net Yards Rushing	166 (9/24 vs. BAL)	99 (9/17 vs. TEN)	179 (TEN, 9/17)	93 (HOU, 9/10)
Net Yards Passing	244 (9/24 vs. BAL)	125 (9/10 at HOU)	211 (TEN, 9/17)	52 (BAL, 9/24)
Offensive Plays	68 (9/24 vs. BAL)	60 (9/10 at HOU)	69 (HOU, 9/10)	54 (BAL, 9/24)
Rushing Attempts	39 (9/10 at HOU)	25 (9/17 vs. TEN)	36 (TEN, 9/17)	23 (HOU, 9/10)
Pass Attempts	34 (9/17 vs. TEN)	21 (9/10 at HOU)	36 (HOU, 9/10)	27 (TEN, 9/17; BAL, 9/24)
Pass Completions	20 (9/17 vs. TEN; 9/24 vs. BAL)	11 (9/10 at HOU)	19 (HOU, 9/10)	14 (BAL, 9/24)
Passes Had Intercepted	2 (9/17 vs. TEN)	0 (9/10 at HOU; 9/24 vs. BAL)	2 (BAL, 9/24)	1 (HOU, 9/10; TEN, 9/17)
Sacks Allowed	2 (9/17 vs. TEN)	0 (9/10 at HOU; 9/24 vs. BAL)	10 (HOU, 9/10)	1 (TEN, 9/17)
Fumbles	2 (9/17 vs. TEN)	0 (9/10 at HOU; 9/24 vs. BAL)	3 (HOU, 9/10)	0 (TEN, 9/17)
Fumbles Lost	1 (9/17 vs. TEN)	0 (9/10 at HOU; 9/24 vs. BAL)	3 (HOU, 9/10)	0 (TEN, 9/17)
Total Turnovers	3 (9/17 vs. TEN)	0 (9/10 at HOU; 9/24 vs. BAL)	4 (HOU, 9/10)	1 (TEN, 9/17)
Penalties	10 (9/10 at HOU, 9/17 vs. TEN)	9 (9/24 vs. BAL)	10 (BAL, 9/24)	7 (TEN, 9/17)
Yards Penalized	99 (9/17 vs. TEN)	70 (9/24 vs. BAL)	94 (HOU, 9/10)	70 (TEN, 9/17)
Time of Possession	34:03 (9/24 vs. BAL)	29:14 (9/17 vs. TEN)	30:46 (TEN, 9/17)	25:57 (BAL, 9/24)
Defensive Interceptions	2 (9/24 vs. BAL)	1 (9/10 at HOU, 9/17 vs. TEN)	2 (TEN, 9/17)	0 (HOU, 9/10; BAL, 9/24)
Total Takeaways	4 (9/17 at HOU)	1 (9/10 at TEN)	3 (TEN, 9/17)	0 (HOU, 9/10; BAL, 9/24)
Longest Drive (plays)	12 (9/17 vs. TEN)	10 (9/10 at HOU; 9/24 vs. BAL)	14 (HOU, 9/10)	12 (TEN, 9/17; BAL, 9/24)
Longest Drive (yards)	81 (9/24 vs. BAL)	76 (9/17 vs. TEN)	91 (TEN, 9/17)	66 (HOU, 9/10)
Third Down Conversions	6-12 (9/17 vs. TEN)	3-12 (9/10 at HOU; 9/24 vs. BAL)	6-13 (TEN, 9/17)	3-11 (BAL, 9/24)

REGULAR SEASON INDIVIDUAL HIGHS

	JAGUARS	OPPONENTS
Yards Rushing	100 - Leonard Fournette at HOU, 9/10	92 - Derrick Henry (TEN, 9/17)
Rushing Attempts	26 - Leonard Fournette at HOU, 9/10	14 - Derrick Henry (TEN, 9/17)
Rushing TDs	1 - Leonard Fournette at HOU, 9/10; vs. TEN, 9/17; vs. BAL, 9/24	1 - D. Henry, J. Fowler, D. Walker (TEN, 9/17)
Receptions	7 - Marqise Lee vs. TEN, 9/17	7 - DeAndre Hopkins (HOU, 9/10)
Yards Receiving	82 - Allen Hurns vs. TEN, 9/17	61 - Delanie Walker (TEN, 9/17)
Receiving TDs	3 - Mercedes Lewis vs. BAL, 9/24	1 - three players, last: B. Watson (BAL, 9/24)
Combined Yards (rush/rec)	124 - Leonard Fournette at HOU, 9/10	96 - Lamar Miller (HOU, 9/10)
All-Purpose Yards	124 - Leonard Fournette at HOU, 9/10	96 - Lamar Miller (HOU, 9/10)
Yards Passing	244 - Blake Bortles vs. BAL, 9/24	215 - Marcus Mariota (TEN, 9/17)
Pass Attempts	34 - Blake Bortles vs. TEN, 9/17	27 - Marcus Mariota (TEN, 9/17)
Pass Completions	20 - Blake Bortles vs. TEN, 9/17; vs. BAL, 9/24	15 - Marcus Mariota (TEN, 9/17)
TD Passes	4 - Blake Bortles vs. BAL, 9/24	1 - three players, last: R. Mallett (BAL, 9/24)
Interceptions Thrown	2 - Blake Bortles vs. TEN, 9/17	2 - Joe Flacco (BAL, 9/24)
Longest Run	58 - Corey Grant vs. BAL, 9/24	19 - Alex Collins (BAL, 9/24)
Longest Pass Completion	35 - Blake Bortles to Marqise Lee vs. BAL, 9/24	42 - M. Mariota to T. Taylor (TEN, 9/17)
Longest Kickoff Return	28 - Corey Grant vs. TEN, 9/17	24 - Tyler Ervin (HOU, 9/10)
Longest Punt Return	7 - Marqise Lee at HOU, 9/10	46 - Adoree Jackson (TEN, 9/17)
Longest INT Return	67 - Tashaun Gipson at HOU, 9/10	8 - Da'Norris Searcy (TEN, 9/17)
Longest Punt	61 - Brad Nortman at HOU, 9/10	54 - Shane Lechler (HOU, 9/10)
Longest Field Goal	45 - Jason Myers vs. BAL, 9/24	41 - Ryan Succup (TEN, 9/10)
Touchdowns Scored	3 - Mercedes Lewis vs. BAL, 9/24	1 - six players, last: B. Watson (BAL, 9/24)
Points Scored	14 - Jason Myers vs. BAL, 9/24	13 - Ryan Succup (TEN, 9/17)

SCORING BY QUARTERS

	JAGUARS					OPPONENTS						
	1	2	3	4	OT	Total	1	2	3	4	OT	Total
9/10 at HOU	3	16**^	7#	3	--	29	0	0	7#	0	--	7
9/17 vs. TEN	3	0	0	13*#	--	16	3	3	17**#	14#*	--	37
9/24 vs. BAL	10#	13#	14##	7*	--	44	0	0	0	7#	--	44
10/1 at NYJ												
10/8 at PIT												
10/15 vs. LAR												
10/22 at IND												
11/5 vs. CIN												
11/12 vs. LAC												
11/19 at CLE												
11/26 at ARI												
12/3 vs. IND												
12/17 vs. HOU												
12/24 at S.F.												
12/31 at TEN												
Totals	16	29	21	23	--	89	3	3	24	21	--	51

*=TD rushing // #=TD Passing // @=TD on INT return // %=TD on punt return // ^=TD on fumble return // &=TD on blocked FG // !=TD on kickoff return // ~=TD on blocked punt return

2017 SCORING DRIVES

OPPONENT	PLAYS	POSS. TIME	QUARTER	NET YARDS	HOW ACQUIRED	SCORING PLAY
9/10 at HOU	8	2:52	1	51	Kickoff	K Jason Myers 42-yard FG
	10	5:14	2	77	Punt	K Jason Myers 25-yard FG
	9	5:29	2	53	Fumble	RB Leonard Fournette 1-yard TD rush
	10	4:55	3	75	Kickoff	FB Tommy Bohanon 1-yard pass from QB Blake Bortles
	4	0:20	4	7	INT	K Jason Myers 38-yard FG
9/17 vs. TEN	12	6:01	1	51	Punt	K Jason Myers 43-yard FG
	6	2:45	4	75	Kickoff	RB Leonard Fournette 1-yard TD rush
	6	2:03	4	77	Kickoff	WR Allen Hurns 1-yard pass from QB Blake Bortles
9/24 vs. BAL	9	4:27	1	58	Punt	K Jason Myers 23-yard FG
	7	3:53	1	80	Punt	TE Mercedes Lewis 17-yard TD pass from QB Blake Bortles
	10	6:16	2	34	Punt	K Jason Myers 45-yard FG
	8	3:11	2	28	INT	WR Allen Hurns 5-yard TD pass from QB Blake Bortles
	9	2:15	2	66	Punt	K Jason Myers 29-yard FG
	2	0:43	3	32	INT	TE Mercedes Lewis 30-yard TD pass from QB Blake Bortles
	2	0:25	3	2	Fumble	TE Mercedes Lewis 4-yard TD pass from QB Blake Bortles
	7	3:28	4	16	Punt	RB Leonard Fournette 3-yard TD rush

2017 TAKEAWAYS AND TURNOVERS

TAKEAWAYS

Date	Opponent	Takeaway	Quarter	Yard Line	Result
9/10	Houston	DE Yannick Ngakoue strip-sack of HOU QB Tom Savage , recovered by DT Abry Jones	2	JAX 47	TD
		DE Yannick Ngakoue strip-sack of HOU QB Tom Savage , recovered by DE Dante Fowler Jr. for TD	2	JAX 47	TD
		DE Dante Fowler Jr. strip-sack of HOU QB Dashaun Watson , recovered by DE Yannick Ngakoue to JAX 41-yard line	3	JAX 41	M-FG
		FS Tashaun Gipson INT from HOU QB Dashaun Watson , returned 67 yards to HOU 27-yard line	4	JAX 6	FG
9/17	Tennessee	LB Telvin Smith INT from TEN QB Marcus Mariota , returned 2 yards to JAX 16-yard line	2	JAX 24	INT
9/24	Baltimore	CB A.J. Bouye INT from BAL QB Joe Flacco , returned 19 yards to BAL 28-yard line	2	BAL 20	TD
		CB Jalen Ramsey INT from BAL QB Joe Flacco , returned 1 yard to BAL 32-yard line	3	BAL 16	TD
		DE Calais Campbell forced fumble on BAL RB Terrence West , recovered by LB Telvin Smith to BAL 2-yard line	3	JAX 45	TD

TURNOVERS

Date	Opponent	Takeaway	Quarter	Yard Line	Result
9/10	Houston	none			
9/17	Tennessee	TEN LB Brian Orakpo strip sack of QB Blake Bortles , recovered by TEN LB Erik Walden at JAX 39-yard line	2	JAX 46	INT
		TEN DB Curtis Riley INT from QB Blake Bortles , returned 2 yards to TEN 39-yard line	2	TEN 42	FG
		TEN S Da'Norris Searcy INT from QB Blake Bortles , returned 8 yards to the JAX 39-yard line	3	JAX 29	FG
9/24	Baltimore	none			

2017 LONG PLAYS

RUSHES OF 15+ YARDS (6)

9/10 at HOU

RB **Chris Ivory** for 17 yards in first quarter
RB **Leonard Fournette** for 17 yards in fourth quarter
QB **Blake Bortles** for 15 yards in third quarter

9/17 vs. TEN

LB **Leonard Fournette** for 18 yards in second quarter

9/24 vs. BAL

RB **Corey Grant** for 58 yards in third quarter
RB **Leonard Fournette** for 15 yards in first quarter

PASSES OF 20+ YARDS (5)

9/10 at HOU

QB **Blake Bortles** to WR **Allen Hurns** for 20 yards in first quarter

9/17 vs. TEN

QB **Blake Bortles** to RB **Chris Ivory** for 29 yards in fourth quarter
QB **Blake Bortles** to WR **Allen Hurns** for 20 yards in fourth quarter

9/24 vs. BAL

QB **Blake Bortles** to WR **Marqise Lee** for 35 yards in first quarter
QB **Blake Bortles** to TE **Mercedes Lewis** for 30 yards (TD) in third quarter

INT RETURNS OF 10+ YARDS (2)

9/10 at HOU

FS **Tashaun Gipson** return for 67 yards in fourth quarter

9/24 vs. BAL

CB **A.J. Bouye** return for 19 yards in second quarter

FUMBLE RETURNS OF 20+ YARDS (2)

9/10 at HOU

DE **Dante Fowler Jr.** for 53 yards and a TD (forced by DE **Yannick Ngakoue**) in second quarter

9/24 vs. BAL

LB **Telvin Smith** for 52 yards (forced by DE **Calais Campbell**) in third quarter

LONG TDs OF 15+ YARDS (2)

9/24 vs. BAL

QB **Blake Bortles** to TE **Mercedes Lewis** for 17 yards in first quarter
QB **Blake Bortles** to TE **Mercedes Lewis** for 30 yards in third quarter

FIELD GOALS OF 40+ YARDS (3)

9/10 at HOU

K **Jason Myers** for 42 yards in first quarter

9/17 vs. TEN

K **Jason Myers** for 43 yards in first quarter

9/24 vs. BAL

K **Jason Myers** for 45 yards in second quarter

PUNTS OF 50+ YARDS (7)

9/10 at HOU

P **Brad Nortman** for 57 yards in first quarter
P **Brad Nortman** for 61 yards in second quarter

9/17 vs. TEN

P **Brad Nortman** for 52 yards in first quarter
P **Brad Nortman** for 53 yards in second quarter
P **Brad Nortman** for 59 yards in third quarter

9/24 vs. BAL

P **Brad Nortman** for 54 yards in second quarter
P **Brad Nortman** for 60 yards in third quarter

2017 RED ZONE EFFICIENCY

at Houston (9/10)

	1st	2nd	3rd	4th	OT	Total	TDs	FGs	PTs
Offense	0-0	1-2	1-1	0-1	-	2-4	2	2	19
Defense	0-0	0-0	1-1	0-1	-	1-2	1	0	7

vs. Tennessee (9/17)

	1st	2nd	3rd	4th	OT	Total	TDs	FGs	PTs
Offense	0-0	0-0	0-0	2-2	-	2-2	2	0	13
Defense	0-0	0-0	2-3	1-1	-	3-4	3	1	24

vs. Baltimore (9/24)

	1st	2nd	3rd	4th	OT	Total	TDs	FGs	PTs
Offense	1-2	1-2	1-1	1-1	-	4-6	4	2	34
Defense	0-0	0-0	0-0	1-1	-	1-1	1	0	7

PLAYS OF 30+ YARDS

	95	96	97	98	99	00	01	02	03	04	05	06	07	08	09	10	11	12	13	14	15	16	17	Total				
Jimmy Smith	2	8	9	12	8	9	4	3	6	9	5															75		
Fred Taylor						8	5	4	4	4	6	1	5	5	1									43				
Maurice Jones-Drew												6	4	1	6	3	6	1	3						30			
Keenan McCardell	5	7	3	2	5	4																			26			
Mercedes Lewis												1	1	4	1	1	3	2	1	1	1					16		
Allen Hurns																						5	5	4		14		
Allen Robinson																						13	1		14			
Ernest Wilford									3	5	3	2	1															14
Reggie Williams												2	6	3	2								13					
Cecil Shorts III																		9	1	3				13				
Matt Jones												4	4	2	2								12					
James Stewart	1	1	4	1	3																			10				
Marqise Lee																						5	4	1		10		
Willie Jackson	3	5	1																						9			
Justin Blackmon																			6	2			8					
Kyle Brady						1	3	2	1															7				
Mike Sims-Walker															1	4	2						7					
Pete Mitchell	1	1	1	1	1																			5				
Dennis Northcutt												2	3									5						
Mike Thomas																		3	2				5					
Denard Robinson																			3	1			4					
Andre Rison	4																						4					
Jason Hill																	3	1	0	0					4			
Reggie Barlow						1	2																				3	
Damon Jones						1	1	1																3				
Mike Brown																			3			3						
Montell Owens															1	2					3							
Clay Harbor																			1	2			3					
T.J. Yeldon																						3			3			
Jordan Todman																				2	1			3				
Arrelious Benn																						2	2		2			
Chris Ivory																						2	2		2			
Julius Thomas																						2			2			
Rich Griffith	2																								2			
Curtis Marsh	2																								2			
Mark Brunell	1																			1			2					
Tavian Banks					1	1																	2					
Alvis Whitted						1	1															2						
Anthony Johnson						2																		2				
R. Jay Soward						2																	2					
Patrick Johnson									2															2				
Bobby Shaw									2															2				
David Garrard									1									1					2					
Matthew Hatchette										2														2				
Troy Edwards											1	1												2				
LaBrandon Toefield										1	1												2					
George Wrihster										1								1					2					
John Broussard													2										2					
Jerry Porter															2							2						
Torry Holt																2						2						
Zach Miller																1	1							2				
Ace Sanders																				2			2					
Blake Bortles																						1			1			
Corey Grant																						1			1			
Bryan Walters																						1			1			
Randy Jordan	1																								1			
Natrone Means	1																								1			
Stacey Mack							1															1						
Kevin Lockett									1															1				
Jermaine Lewis										1														1				
Marc Edwards										1														1				
David Allen										1														1				
Todd Yoder											1												1					
Brian Jones												1											1					
Alvin Pearman												1											1					
Greg Estandia													1										1					
Jarett Dillard																1							1					
Nate Hughes																1							1					
Rashad Jennings																	1						1					
Laurent Robinson																			1				1					
Jordan Shipley																			1				1					
Danny Noble																				1			1					
Total	12	26	22	29	23	26	11	16	18	20	21	25	22	14	21	14	10	20	18	26	27	14	3	425				

PLAYS OF 30+ YARDS - LAST 10 SEASONS

2017
 1. 62 Corey Grant run
 2. 35 Blake Bortles to Marqise Lee
 3. 30 Blake Bortles to Mercedes Lewis

2016
 1. 37 Blake Bortles to Mercedes Lewis
 2. 30 Blake Bortles to Allen Hurns
 3. 38 Blake Bortles to Allen Hurns
 4. 35 Blake Bortles to Allen Robinson
 5. 42t Blake Bortles to Allen Hurns
 6. 51t Blake Bortles to Arrelious Benn
 7. 42 Chris Ivory run
 8. 39 Blake Bortles to Arrelious Benn
 9. 38 Blake Bortles to Marqise Lee
 10. 31 Blake Bortles to Allen Hurns
 11. 51 Blake Bortles to Marqise Lee
 12. 42 Chris Ivory run
 13. 39 Blake Bortles to Marqise Lee
 14. 34 Blake Bortles to Marqise Lee
 15. 37 Blake Bortles to Allen Robinson
 16. 37 Blake Bortles to Chris Ivory
 17. 57 Corey Grant run
 18. 42 Blake Bortles to Allen Robinson

2015
 1. 36 Blake Bortles to Allen Robinson
 2. 52t Blake Bortles to Allen Robinson
 3. 46 Blake Bortles to Allen Robinson
 4. 37 Blake Bortles to Allen Robinson
 5. 59t Blake Bortles to Allen Hurns
 6. 48 Blake Bortles to Allen Robinson
 7. 36 T.J. Yeldon run
 8. 59 Blake Bortles to Allen Hurns
 9. 31 Blake Bortles to Allen Hurns
 10. 45 T.J. Yeldon run
 11. 44 Blake Bortles to Allen Robinson
 12. 33 Blake Bortles to Allen Robinson
 13. 30t Blake Bortles to Allen Hurns
 14. 31 Blake Bortles to Bryan Walters
 15. 38 Blake Bortles to Allen Robinson
 16. 34 Blake Bortles to Julius Thomas
 17. 31 Blake Bortles to Allen Robinson
 18. 44 Blake Bortles to Allen Robinson
 19. 67 Blake Bortles to T.J. Yeldon
 20. 30 Blake Bortles to Julius Thomas
 21. 80t Blake Bortles to Allen Hurns
 22. 31 Denard Robinson run
 23. 30 Blake Bortles to Marqise Lee
 24. 37 Blake Bortles to Allen Robinson
 25. 90t Blake Bortles to Allen Robinson
 26. 36 Blake Bortles to Allen Robinson
 27. 45 Blake Bortles to Mercedes Lewis

2014
 1. 34t Chad Henne to Allen Hurns
 2. 46 Chad Henne to Allen Hurns
 3. 63t Chad Henne to Mercedes Lewis
 4. 54 Chad Henne to Allen Robinson
 5. 63t Blake Bortles to Allen Hurns
 6. 44 Blake Bortles to Allen Hurns
 7. 30 Blake Bortles to Clay Harbor
 8. 59 Blake Bortles to Clay Harbor
 9. 31t Blake Bortles to Allen Robinson
 10. 41 Denard Robinson run
 11. 32 Blake Bortles run
 12. 48t Blake Bortles to Allen Robinson
 13. 39 Denard Robinson run
 14. 40t Blake Bortles to Allen Hurns
 15. 32t Denard Robinson run
 16. 53 Blake Bortles to Cecil Shorts III
 17. 32 Blake Bortles to Cecil Shorts III
 18. 31 Blake Bortles to Allen Robinson
 19. 37 Blake Bortles to Marqise Lee
 20. 30 Blake Bortles to Marqise Lee
 21. 31 Blake Bortles to Marqise Lee
 22. 35 Blake Bortles to Mercedes Lewis
 23. 30 Blake Bortles to Cecil Shorts III
 24. 33 Blake Bortles to Marqise Lee
 25. 34 Blake Bortles to Marqise Lee
 26. 62t Jordan Todman run

2013
 1. 30 Chad Henne to Ace Sanders
 2. 59 Chad Henne to Cecil Shorts III
 3. 31 Blaine Gabbert to Clay Harbor
 4. 67 Blaine Gabbert to J. Blackmon
 5. 39 Chad Henne to J. Blackmon
 6. 43 Chad Henne to Mike Brown
 7. 32 Chad Henne to Mike Brown
 8. 31 Chad Henne to Mike Brown
 9. 30 Maurice Jones-Drew run
 10. 62 Chad Henne to Danny Noble
 11. 51 Chad Henne to Ace Sanders
 12. 44 Maurice Jones-Drew run
 13. 48 Maurice Jones-Drew run
 14. 41 Chad Henne to M. Lewis
 15. 33 Jordan Todman run
 16. 30 Chad Henne to Jordan Todman
 17. 30 Chad Henne to M. Lewis
 18. 36 Chad Henne to M. Lewis

2012
 1. 39t Blaine Gabbert to Cecil Shorts III
 2. 32 Blaine Gabbert to Laurent Robinson
 3. 59t Maurice Jones-Drew run
 4. 80t Blaine Gabbert to Cecil Shorts III
 5. 34 Blaine Gabbert to Cecil Shorts III
 6. 42t Blaine Gabbert to Cecil Shorts III

9-24-17 vs. Baltimore
 9-24-17 vs. Baltimore
 9-24-17 vs. Baltimore

9-11-16 vs. Green Bay
 9-11-16 vs. Green Bay
 9-11-16 vs. Green Bay
 9-18-16 at San Diego
 10-2-16 vs. Indianapolis
 10-16-16 at Chicago
 10-23-16 vs. Oakland
 10-23-16 vs. Oakland
 10-23-16 vs. Oakland
 10-27-16 at Tennessee
 11-6-16 at Kansas City
 11-6-16 at Kansas City
 12-11-16 vs. Minnesota
 12-11-16 vs. Minnesota
 12-24-16 vs. Tennessee
 12-24-16 vs. Tennessee
 1-1-17 at Indianapolis
 1-1-17 at Indianapolis

9-20-15 vs. Miami
 9-20-15 vs. Miami
 9-20-15 vs. Miami
 9-27-15 at New England
 9-27-15 at New England
 10-4-15 at Indianapolis
 10-4-15 at Indianapolis
 10-11-15 at Tampa Bay
 10-25-15 vs. Buffalo
 11-8-15 at New York Jets
 11-8-15 at New York Jets
 11-8-15 at New York Jets
 11-8-15 at New York Jets
 11-19-15 vs. Tennessee
 11-19-15 vs. Tennessee
 11-29-15 vs. San Diego
 12-6-15 at Tennessee
 12-6-15 at Tennessee
 12-6-15 at Tennessee
 12-13-15 vs. Indianapolis
 12-13-15 vs. Indianapolis
 12-13-15 vs. Indianapolis
 12-20-15 vs. Atlanta
 12-27-15 at New Orleans
 12-27-15 at New Orleans
 1-3-16 at Houston
 1-3-16 at Houston

9-7-14 at Philadelphia
 9-7-14 at Philadelphia
 9-14-14 at Washington
 9-14-14 at Washington
 9-21-14 vs. Indianapolis
 9-28-14 at San Diego
 9-28-14 at San Diego
 10-12-14 at Tennessee
 10-19-14 vs. Cleveland
 10-26-14 vs. Miami
 10-26-14 vs. Miami
 10-26-14 vs. Miami
 11-2-14 at Cincinnati
 11-2-14 at Cincinnati
 11-9-14 vs. Dallas
 11-9-14 vs. Dallas
 11-9-14 vs. Dallas
 11-9-14 vs. Dallas
 11-23-14 at Indianapolis
 11-30-14 vs. New York Giants
 12-7-14 vs. Houston
 12-7-14 vs. Houston
 12-14-14 at Baltimore
 12-18-14 vs. Tennessee
 12-18-14 vs. Tennessee
 12-18-14 vs. Tennessee

9-15-13 at Oakland
 9-22-13 at Seattle
 9-29-13 vs. Indianapolis
 10-6-13 at St. Louis
 10-6-13 at St. Louis
 10-20-13 vs. San Diego
 10-20-13 vs. San Diego
 10-20-13 vs. San Diego
 10-27-13 vs. San Francisco (London)
 11-17-13 vs. Arizona
 11-24-13 at Houston
 11-24-13 at Houston
 12-5-13 vs. Houston
 12-5-13 vs. Houston
 12-15-13 vs. Buffalo
 12-15-13 vs. Buffalo
 12-22-13 vs. Tennessee
 12-29-13 at Indianapolis

9-9-12 at Minnesota
 9-16-12 vs. Houston
 9-23-12 at Indianapolis
 9-23-12 at Indianapolis
 10-7-12 vs. Chicago
 10-21-12 at Oakland

7. 36 Blaine Gabbert to Justin Blackmon
 8. 35 Blaine Gabbert to Cecil Shorts III
 9. 52 Blaine Gabbert to Cecil Shorts III
 10. 63 Chad Henne to Justin Blackmon
 11. 67t Chad Henne to Cecil Shorts III
 12. 39 Chad Henne to Justin Blackmon
 13. 81t Chad Henne to Justin Blackmon
 14. 59t Chad Henne to Cecil Shorts III
 15. 32t Montell Owens run
 16. 38 Chad Henne to Justin Blackmon
 17. 30 Chad Henne to Cecil Shorts III
 18. 36 Chad Henne to Jordan Shipley
 19. 53 Chad Henne to Montell Owens
 20. 30t Chad Henne to Justin Blackmon

2011
 1. 39 Maurice Jones-Drew run
 2. 36t Blaine Gabbert to Mike Thomas
 3. 47 Blaine Gabbert to Mike Thomas
 4. 41 Maurice Jones-Drew run
 5. 74t Blaine Gabbert to Jason Hill
 6. 31 Blaine Gabbert to Maurice Jones-Drew
 7. 48 Blaine Gabbert to Maurice Jones-Drew
 8. 62 Blaine Gabbert to Mercedes Lewis
 9. 43 Maurice Jones-Drew run
 10. 56 Maurice Jones-Drew run

2010
 1. 33 Mike Thomas run
 2. 42t David Garrard to Mercedes Lewis
 3. 39 David Garrard to Mike Sims-Walker
 4. 52t David Garrard to Zach Miller
 5. 50t David Garrard to Mike Thomas
 6. 75 David Garrard to Maurice-Jones-Drew
 7. 37 Maurice Jones-Drew run
 8. 48t David Garrard to Jason Hill
 9. 74t Rashad Jennings run
 10. 30t Maurice Jones-Drew run
 11. 39 David Garrard to Mike Thomas
 12. 31 David Garrard to Mike Sims-Walker
 13. 37 David Garrard to Jason Hill
 14. 44 Trent Edwards to Jason Hill

2009
 1. 36 Maurice Jones-Drew run
 2. 34 David Garrard to Mike Sims-Walker
 3. 30 David Garrard run
 4. 61t Maurice Jones-Drew run
 5. 33t David Garrard to Mercedes Lewis
 6. 41 David Garrard to Torry Holt
 7. 35 David Garrard to Mike Sims-Walker
 8. 80t Maurice Jones-Drew run
 9. 79t Maurice Jones-Drew run
 10. 33 David Garrard to Jarett Dillard
 11. 61t David Garrard to Mike Sims-Walker
 12. 45 David Garrard to Mike Sims-Walker
 13. 33t Maurice Jones-Drew run
 14. 33 David Garrard to Mercedes Lewis
 15. 35 David Garrard to Mercedes Lewis
 16. 30 David Garrard to Ernest Wilford
 17. 47 David Garrard to Mercedes Lewis
 18. 35t David Garrard to Nate Hughes
 19. 62 David Garrard to Zach Miller
 20. 63 David Garrard to Torry Holt
 21. 30 Maurice Jones-Drew run

2008
 1. 33 David Garrard to Matt Jones
 2. 34 Fred Taylor run
 3. 41t Montell Owens run
 4. 32 David Garrard to Mike Walker
 5. 46t Maurice Jones-Drew run
 6. 30t David Garrard to Mercedes Lewis
 7. 32 David Garrard to Reggie Williams
 8. 35 David Garrard to Matt Jones
 9. 31 David Garrard to Jerry Porter
 10. 30 David Garrard to Reggie Williams
 11. 33 David Garrard to Jerry Porter
 12. 41 David Garrard to Dennis Northcutt
 13. 35 David Garrard to Dennis Northcutt
 14. 30t David Garrard to Dennis Northcutt

10-28-12 at Green Bay
 10-28-12 at Green Bay
 11-8-12 vs. Indianapolis
 11-18-12 at Houston
 11-18-12 at Houston
 11-18-12 at Houston
 11-18-12 at Houston
 11-18-12 at Houston
 12-9-12 vs. Tennessee
 12-9-12 vs. New York Jets
 12-16-12 at Miami
 12-16-12 at Miami
 12-23-12 vs. New England
 12-23-12 vs. New England
 12-30-12 at Tennessee

9-25-11 at Carolina
 9-25-11 at Carolina
 10-2-11 vs. New Orleans
 10-2-11 vs. New Orleans
 10-9-11 vs. Cincinnati
 11-27-11 vs. Houston
 12-5-11 vs. San Diego
 12-11-11 vs. Tampa Bay
 12-15-11 at Atlanta
 1-1-12 vs. Indianapolis

10-10-10 at Buffalo
 10-31-10 at Dallas
 10-31-10 at Dallas
 11-14-10 vs. Houston
 11-14-10 vs. Houston
 11-21-10 vs. Cleveland
 12-5-10 at Tennessee
 12-12-10 vs. Oakland
 12-12-10 vs. Oakland
 12-12-10 vs. Oakland
 12-18-10 at Indianapolis
 12-26-10 vs. Washington
 12-26-10 vs. Washington
 1-2-11 at Houston

9-20-09 vs. Arizona
 9-20-09 vs. Arizona
 9-28-09 at Houston
 9-28-09 at Houston
 10-4-09 vs. Tennessee
 10-18-09 vs. St. Louis
 10-18-09 vs. St. Louis
 11-1-09 at Tennessee
 11-1-09 at Tennessee
 11-8-09 vs. Kansas City
 11-8-09 vs. Kansas City
 11-8-09 vs. Kansas City
 11-15-09 at New York Jets
 11-15-09 at New York Jets
 11-22-09 vs. Buffalo
 11-29-09 at San Francisco
 12-6-09 vs. Houston
 12-6-09 vs. Houston
 12-6-09 vs. Houston
 12-13-09 vs. Miami
 1-3-10 at Cleveland

9-7-08 at Tennessee
 9-21-08 at Indianapolis
 9-28-08 vs. Houston
 10-5-08 vs. Pittsburgh
 10-12-08 at Denver
 10-12-08 at Denver
 10-26-08 vs. Cleveland
 10-26-08 vs. Cleveland
 11-2-08 at Cincinnati
 11-23-08 vs. Minnesota
 12-1-08 at Houston
 12-14-08 vs. Green Bay
 12-14-08 vs. Green Bay
 12-14-08 vs. Green Bay

Bold indicates Playoffs

2017 DRIVE CHART

Week 1 – Sept. 10 at Houston Texans

JAX Start	Plys	Yds	End	Deep	Result	HOU Start	Plys	Yds	End	Deep	Result
1. <u>J25</u>	8	51	H24	H24	Field goal	1. H25	3	-6	H19	H26	Punt
2. J38	3	5	J43	J43	Punt	2. H20	9	29	H49	50	Punt
3. <u>J16</u>	10	77	H 7	H 7*#	Field goal	3. H25	3	3	H28	H30	Punt
4. J25	3	8	J33	J33	Punt	4. H33	3	-3	H30	H37	Punt
5. J19	3	3	J22	J23	Punt	5. H38	3	15	J44	J44	Fumble
6. <u>J47</u>	9	53	EZ	H 1*#	Touchdown	6. H25	5	28	J37	J31	Fumble (TD on re
7. <u>J25</u>	10	75	EZ	H 1*#	Touchdown	7. H25	2	13	H32	H32	End of half
8. J41	9	38	H21	H21	Missed field goal	8. <u>H25</u>	14	75	EZ	J 4*#	Touchdown
9. J25	3	4	J29	J29	Punt	9. H25	11	34	J35	J35	Fumble
10. <u>H27</u>	4	7	H20	H20	Field goal	10. H29	5	13	H42	H42	Punt
11. H14	2	-2	H15	H14	End of game	11. H37	7	43	J20	J10*#	Interception
						12. H11	4	3	H16	H19	Failed 4 th down

Week 2 – Sept. 17 vs. Tennessee Titans

JAX Start	Plys	Yds	End	Deep	Result	TEN Start	Plys	Yds	End	Deep	Result
1. <u>J24</u>	21	51	T25	T25	Field goal	1. T25	3	3	T28	T28	Punt
2. J25	3	4	J29	J29	Punt	2. <u>T25</u>	11	53	J22	J22	Field goal
3. J29	3	4	J33	J33	Punt	3. T28	3	1	T29	T33	Punt
4. J41	5	-2	J46	T48	Fumble	4. T14	3	4	T18	T18	Punt
5. <u>J16</u>	10	42	T42	T27	Interception	5. J39	3	15	J24	J24	Interception
6. J25	3	4	J29	J29	Interception	6. <u>T39</u>	10	38	J23	J23	Field goal
7. J25	3	-4	J21	J25	Punt	7. <u>J39</u>	10	31	J 8	J 8*#	Field goal
8. J 9	4	-3	J 6	J21	Punt	8. <u>J34</u>	2	34	EZ	J17*	Touchdown
9. J15	7	22	J37	J49	Punt	9. <u>J49</u>	3	49	EZ	J 1*#	Touchdown
10. <u>J25</u>	6	75	EZ	T 1*#	Touchdown	10. T14	8	86	EZ	J32	Touchdown
11. <u>J23</u>	6	77	EZ	T 7*	Touchdown	11. <u>J25</u>	6	25	EZ	J 3*#	Touchdown
						12. T20	5	16	T37	T37	End of game

Week 3 – Sept. 24 vs. Baltimore Ravens at Wembley Stadium

JAX Start	Plys	Yds	End	Deep	Result	BAL Start	Plys	Yds	End	Deep	Result
1. <u>J37</u>	9	58	B 5	B 5*	Field goal	1. B40	3	-1	B39	B44	Punt
2. <u>J20</u>	7	80	EZ	B17*	Touchdown	2. B25	3	8	B33	B33	Punt
3. <u>J39</u>	10	34	B27	B27	Field goal	3. B25	3	-8	B17	B25	Punt
4. J21	3	5	J26	J26	Punt	4. B25	3	4	B29	B29	Punt
5. <u>B28</u>	8	28	EZ	B 5*#	Touchdown	5. B20	1	0	B20	B20	Interception
6. <u>J23</u>	9	66	B11	B11*	Field goal	6. B25	5	13	B38	B38	Punt
7. <u>J29</u>	1	-1	J29	J29	End of half	7. <u>B25</u>	3	4	B29	B29	Punt
8. J25	5	10	J35	J40	Punt	8. B 5	3	11	B16	B16	Interception
9. <u>B32</u>	2	32	EZ	B30	Touchdown	9. B25	4	29	J45	J45	Fumble
10. <u>B 2</u>	2	2	EZ	B 2*#	Touchdown	10. B25	5	17	B42	B45	Punt
11. <u>J15</u>	7	85	EZ	B 3*#	Touchdown	11. B25	12	38	J40	J40	Failed 4 th down
12. J37	3	3	J40	J40	Punt	12. <u>B24</u>	9	76	EZ	J 6*	Touchdown
13. J16	5	16	J33	J34	End of game						

Underlined = last drive of first half; * = Inside the 20; # = Goal-to-go; @ = Overtime possession



PLAYER BIOS

REGULAR SEASON WEEK 4 AT NEW YORK JETS

ELI ANKOU

99

ELI ANKOU

DEFENSIVE LINEMAN

6-3 325 LBS


UCLA

BORN JUNE 8, 1994

OTTAWA, ONTARIO, CANADA

ACQ: WAIVERS (HOUSTON) 2017

EXP: ROOKIE



TRANSACTIONS

Originally signed by Houston as an undrafted free agent on 5/12/17 ... Waived by Houston on 9/2/17 ... Signed by Jacksonville on 9/3/17

PRO (Games played/started - 3/0)

Spent offseason program and training camp with the Houston Texans before being claimed off waivers by Jacksonville

2017 (w/ JAX - 3/0)

- **9/10 at HOU:** Saw action at DT and recorded one solo tackle
- **9/17 vs. TEN:** Recorded two solo tackles
- **9/24 vs. BAL:** Recorded two solo tackles

COLLEGE (at UCLA, 2012-16)

- Appeared in 38 games with 19 starts
- Totaled 91 tackles (49 solo), 1.5 sacks, eight tackles for a loss, three passes defensed and one fumble recovery in his college career

PERSONAL

- Attended Red Lion Christian Academy (Bear, Del.)

REGULAR SEASON CAREER STATISTICS

YEAR	TEAM	GP/GS	TKL	SOLO	ASST	ST	SACKS	FF	FR	PD	TFL
2017	JAX	3/0	5	5	0	0	0.0	0	0	0	0
NFL totals: 1 yr.		3/0	5	5	0	0	0.0	0	0	0	0

2017 GAME-BY-GAME STATISTICS

DATE	OPP	TKL	SOLO	ASST	ST	SACKS	FF	FR	PD	TFL
09/10	at Houston	1	1	0	0	0.0	0	0	0	0
09/17	vs. Tennessee	2	2	0	0	0.0	0	0	0	0
09/24	vs. Baltimore	2	2	0	0	0.0	0	0	0	0
10/01	at New York Jets									
10/08	at Pittsburgh									
10/15	vs. LA Rams									
10/22	at Indianapolis									
	BYE WEEK									
11/05	vs. Cincinnati									
11/12	vs. LA Chargers									
11/19	at Cleveland									
11/26	at Arizona									
12/03	vs. Indianapolis									
12/10	vs. Seattle									
12/17	vs. Houston									
12/24	at San Francisco									
12/31	at Tennessee									
2017 totals:		5	5	0	0	0.0	0	0	0	0

ARRELIOUS BENN

[17] ARRELIOUS BENN

WIDE RECEIVER

6-2 228 LBS.

ILLINOIS

BORN SEPTEMBER 8, 1988

WASHINGTON, D.C.

ACQ: FREE AGENT 2015

EXP: 7TH YEAR



TRANSACTIONS

Originally drafted by Tampa Bay in the second round (39th overall) of the 2010 draft ... Traded to Philadelphia on 3/15/13 ... Waived on 5/16/14 ... Signed by Philadelphia as a free agent on 5/19/14 ... Waived on 9/6/14 ... Signed by Jacksonville as a free agent on 1/5/15 ... Placed on injured reserve on 8/24/15 ... Released on 9/3/16 ... Signed on 9/4/16.

PRO (Games played/started - 55/25)

• Seventh-year WR has spent time in Tampa Bay, Philadelphia, Tampa Bay and Jacksonville

2017 (w/ JAX - 3/0)

Selected as a special teams captain by his teammates for the 2017 season

- **9/10 at HOU:** Saw action at WR and on special teams and recorded one reception for 12 yards
- **9/17 vs. TEN:** Saw action at wide receiver and on special teams
- **9/24 vs. BAL:** Saw action at wide receiver and on special teams

2016 (w/ JAX - 15/0)

- **9/11 vs. G.B.:** Made his Jaguars debut and made one special teams tackle
- **9/18 at S.D.:** Had one reception for nine yards and played on special teams
- **9/25 vs. BAL:** Played 21 snaps on special teams
- **10/2 vs. IND:** Posted one reception for one yard ... Played 20 snaps on special teams and made one special teams tackle
- **10/16 at CHI:** Posted the game-winning 51-yard touchdown reception with 2:58 remaining in the fourth quarter
- **10/23 vs. OAK:** Had one reception for for 39 yards, his second consecutive game with a reception of 25+ yards
- **10/27 at TEN:** Saw action at WR and on special teams
- **11/6 at K.C.:** Had one reception for 16 yards
- **11/13 vs. HOU:** Saw action at WR and on special teams
- **11/20 at DET:** Saw action on special teams
- **11/27 at BUF:** Saw action at WR and on special teams
- **12/4 vs. DEN:** Saw action at WR and on special teams
- **12/11 vs. MIN:** Saw action at WR and on special teams in his 50th career game
- **12/18 at HOU:** Saw action at WR and on special teams, making one special teams tackle
- **12/24 vs. TEN:** Inactive (concussion)
- **1/1 at IND:** Saw action at WR and on special teams

2015 (w/ JAX - IR)

Spent training camp and preseason with Jacksonville and was placed on injured reserve on Sept. 6

2014 (w/ PHI - IR)

Spent preseason with Philadelphia and was placed on injured reserve on Aug. 29 and received an injury settlement on Sept. 6

2013 (w/ PHI - IR)

Missed the entire season with an ACL injury suffered in training camp

2012 (w/ T.B. - 8/1)

Played in eight games with one start in his final season with Tampa Bay ... Totaled four receptions for 26 yards, three rushes for 16 yards and 13 kickoff returns for 23.5-yard average ... Missed the final half of the season after being placed on injured reserve with shoulder and knee injuries

2011 (w/ T.B. - 14/14)

Started all 14 games played and produced a career-high 30 receptions for 441 yards and three TDs

- **10/16 vs. N.O.:** Registered a season-high 83 yards on three receptions including a 65-yard TD catch
- **11/20 at G.B.:** Recorded a season-high two catches of 25-plus yards and finished with 75 yards on five receptions

2010 (w/ T.B. - 15/9)

• Played in 15 games with nine starts as a rookie

- Registered 25 receptions for 395 yards and two TDs along with 35 yards on six carries
- **9/12 vs. CLE:** Made NFL debut

- **11/7 vs. ATL:** Scored his first career TD (13 yards)
- **12/12 at WAS:** Had a career-high 122 yards on four receptions and his only career 100-yard receiving game including a career-long 64-yard catch

COLLEGE (at Illinois, 2007-09)

- Three-year letterman at Illinois
- Declared for the draft following his junior season
- Ranked fourth in school history with 3,613 all-purpose yards
- Finished his career with 159 receptions for 2,221 yards and seven TDs
- Saw action as a true freshman and earned Big Ten Freshman of the Year honors

PERSONAL

- Attended Dunbar High School in Washington, D.C.
- Named USA Today first-team All-American and was also a Parade All-American
- Five-star player by Rivals.com and ranked as the No. 2 WR in the country by Rivals.com
- Son of Denise Benn



REGULAR SEASON CAREER STATISTICS

YEAR	TEAM	GP/GS	RECs	YDS	AVG.	LG	TD
2010	T.B.	15/9	25	395	15.8	64	2
2011	T.B.	14/14	30	441	14.7	65t	3
2012	T.B.	8/1	4	26	6.5	9	0
2016	JAX	15/0	5	116	23.2	51t	1
2017	JAX	3/0	1	12	12.0	12	0
NFL totals: 6 yrs.		55/25	65	990	15.2	65t	6

Additional statistics: 15 rushes for 44 yards (2.9 avg.)



CAREER HIGHS

	GAME	SEASON
Receptions:	5 (11/20/11 at G.B.)	30 (2011)
Receiving yards:	122 (12/12/10 at WAS)	441 (2011)
Receiving touchdowns:	1 (six times, last: 10/16/16 at CHI)	3 (2011)

ARRELIOUS BENN

2017 GAME-BY-GAME STATISTICS

DATE	OPP	RECs	YDS	AVG.	LG	TD
09/10	at Houston	1	12	12.0	12	0
09/17	vs. Tennessee	0	0	0.0	0	0
09/24	vs. Baltimore	0	0	0.0	0	0
10/01	at New York Jets					
10/08	at Pittsburgh					
10/15	vs. LA Rams					
10/22	at Indianapolis					
	BYE WEEK					
11/05	vs. Cincinnati					
11/12	vs. LA Chargers					
11/19	at Cleveland					
11/26	at Arizona					
12/03	vs. Indianapolis					
12/10	vs. Seattle					
12/17	vs. Houston					
12/24	at San Francisco					
12/31	at Tennessee					
2017 totals:		1	12	12.0	12	0

Additional statistics:

2016 GAME-BY-GAME STATISTICS

DATE	OPP	RECs	YDS	AVG.	LG	TD
09/11	vs. Green Bay	0	0	0.0	0	0
09/18	at San Diego	1	9	9.0	9	0
09/25	vs. Baltimore	0	0	0.0	0	0
10/02	vs. Indianapolis	1	1	1.0	1	0
	BYE WEEK					
10/16	at Chicago	1	51	51.0	51t	1
10/23	vs. Oakland	1	39	39.0	39	0
10/27	at Tennessee	0	0	0.0	0	0
11/06	at Kansas City	1	16	16.0	16	0
11/13	vs. Houston	0	0	0.0	0	0
11/20	at Detroit	0	0	0.0	0	0
11/27	at Buffalo	0	0	0.0	0	0
12/04	vs. Denver	0	0	0.0	0	0
12/11	vs. Minnesota	0	0	0.0	0	0
12/18	at Houston	0	0	0.0	0	0
12/24	vs. Tennessee			ina		
01/01	at Indianapolis	0	0	0.0	0	0
2016 totals:		5	116	23.2	51t	1

Additional statistics: Five special teams tackles; 16-yard kickoff return on 11/13 vs. HOU

2012 GAME-BY-GAME STATISTICS

DATE	GAME	RECs	YDS	AVG.	LG	TD
09/09	vs. Carolina			ina		
09/16	at N.Y. Giants	0	0	0.0	0	0
09/23	at Dallas	1	8	8.0	8	0
09/30	vs. Washington	3	18	6.0	9	0
	BYE WEEK					
10/14	vs. Kansas City	0	0	0.0	0	0
10/21	vs. New Orleans	0	0	0.0	0	0
10/25	at Minnesota	0	0	0.0	0	0
11/04	at Oakland	0	0	0.0	0	0
11/11	vs. San Diego			ina		
11/18	at Carolina	0	0	0.0	0	0
11/25	vs. Atlanta			IR		
12/02	at Denver			IR		
12/09	vs. Philadelphia			IR		
12/16	at New Orleans			IR		
12/23	vs. St. Louis			IR		
12/30	at Atlanta			IR		
2012 totals:		4	26	6.5	9	0

Additional statistics: three rushes for 16 yards (5.3 avg.); three kick returns for 16 yards (5.3 avg.)

2011 GAME-BY-GAME STATISTICS

DATE	GAME	RECs	YDS	AVG.	LG	TD
09/11	vs. Detroit	4	27	6.8	10	0
09/18	at Minnesota	1	25	25.0	25T	1
09/25	vs. Atlanta	3	19	6.3	13	0
10/03	vs. Indianapolis	1	43	43.0	43	0
10/09	at San Francisco	3	46	15.3	33	0
10/16	vs. New Orleans	3	83	27.7	65T	1
10/23	vs. Chicago	0	0	0.0	0	0
	BYE WEEK					
11/06	at New Orleans	2	22	11.0	16	0
11/13	vs. Houston	2	47	23.5	33	0
11/20	at Green Bay	5	75	15.0	37	0
11/27	at Tennessee	1	-3	-3.0	-3	0
12/04	vs. Carolina	3	46	15.3	38	0
12/11	at Jacksonville	1	7	7.0	7	0
12/17	vs. Dallas			ina		
12/24	at Carolina	1	4	4.0	4T	1
12/30	at Atlanta			IR		
2011 totals:		30	441	14.7	65	3

Additional statistics: six rushes for -7 yards (-1.2 avg.)

2010 GAME-BY-GAME STATISTICS

DATE	GAME	RECs	YDS	AVG.	LG	TD
09/12	vs. Cleveland	0	0	0.0	0	0
09/19	at Carolina	0	0	0.0	0	0
09/26	vs. Pittsburgh	3	33	11.0	13	0
	BYE WEEK					
10/10	at Cincinnati	2	25	12.5	18	0
10/17	vs. New Orleans	1	9	9.0	9	0
10/24	vs. St. Louis	1	9	9.0	9	0
10/31	at Arizona	1	53	53.0	53	0
11/07	at Atlanta	1	14	14.0	14T	1
11/14	vs. Carolina	2	29	14.5	21	1
11/21	at San Francisco	2	14	7.0	7	0
11/28	at Baltimore	3	9	3.0	9	0
12/05	vs. Atlanta	1	28	28.0	28	0
12/12	at Washington	4	122	30.5	64	0
12/19	vs. Detroit	3	34	11.3	13	0
12/26	vs. Seattle	1	16	16.0	16	0
2010 totals:		25	395	15.8	64	2

Additional statistics: six rushes for 25 yards (5.8 avg.)

TOMMY BOHANON

40 TOMMY BOHANON

FULLBACK

6-1 246 LBS


WAKE FOREST

BORN SEPTEMBER 10, 1990

FORT MYERS, FLORIDA

ACQ: FREE AGENT 2017

EXP: 4TH YEAR



TRANSACTIONS

Originally drafted in the seventh round (215th overall) by the N.Y. Jets in 2013 ... Released on 9/3/16 ... Signed by Jacksonville on 4/17/17

PRO (Games played/started - 39/16)

• Has played in 36 games with 14 starts over three seasons with the N.Y. Jets (2013-15)

2017 (w/ JAX - 3/2)

- **9/10 at HOU:** Started at FB and recorded one rush for zero yards and one reception for one yard and one TD ... Helped pave the way for the team to rush for 155 yards
- **9/17 vs. TEN:** Started at FB
- **9/24 vs. BAL:** Recorded one reception for eight yards

2015 (w/ NYJ - 16/4)

- Played in all 16 games with four starts
- Tallied two rushes for two yards and four receptions for 56 yards (14.0 rec. avg.)
- Added eight special teams tackles

2014 (w/ NYJ - 4/2)

- Saw action in four games with two starts
- Totaled one rushing attempt for three yards and two receptions for 30 yards

2013 (w/ NYJ - 16/4)

- Played in all 16 games with eight starts during his rookie season
- Tallied 17 rushes for 62 yards and 11 receptions for 69 yards

COLLEGE (at Wake Forest, 2009-12)

- In four seasons as a Deamon Deacon, started 22 of 49 games and rushed for 160 yards on 50 carries with three TDs
- Also caught 51 passes for 405 yards (7.9 rec. avg.) and seven TDs
- As a senior, started all 12 games and caught 23 passes for 208 yards (9.0 rec. avg.) with five TDs

PERSONAL

- Three-time All-District, All-Conference and All-Area performer accumulated more than 1,500 yards and 18 TDs during his career at North Fort Myers (Fla.) High School
- Named team MVP as a senior, after rushing 50 times for 193 yards and four TDs
- Also lettered in track and baseball
- Played in college with Jaguars Special Assistant to the General Manager **John Idzik's** son, Brad Idzik

REGULAR SEASON CAREER STATISTICS

YEAR	TEAM	GP/GS	NO	RUSHING				RECEIVING				
				YDS	AVG	LG	TD	NO	YDS	AVG	LG	TD
2013	NYJ	16/8	17	62	3.6	8	0	11	69	6.3	21	0
2014	NYJ	4/2	1	3	3.0	3	0	2	30	15.0	16	0
2015	NYJ	16/4	2	2	2.0	2	0	4	56	14.0	23	0
2017	JAX	3/2	1	0	0.0	0	0	2	9	4.5	8	1
NFL totals: 3 yrs. 39/16			21	67	3.2	8	0	19	164	8.6	23	1

2017 GAME-BY-GAME STATISTICS

DATE	GAME	RUSHING					RECEIVING				
		NO	YDS	AVG	LG	TD	NO	YDS	AVG	LG	TD
09/10	at Houston	1	0	0.0	0	0	1	1	1.0	1	1
09/17	vs. Tennessee	0	0	0.0	0	0	0	0	0.0	0	0
09/24	vs. Baltimore	0	0	0.0	0	0	1	8	8.0	8	0
10/01	at New York Jets										
10/08	at Pittsburgh										
10/15	vs. LA Rams										
10/22	at Indianapolis										
	BYE WEEK										
11/05	vs. Cincinnati										
11/12	vs. LA Chargers										
11/19	at Cleveland										
11/26	at Arizona										
12/03	vs. Indianapolis										
12/10	vs. Seattle										
12/17	vs. Houston										
12/24	at San Francisco										
12/31	at Tennessee										
2017 totals:		1	0	0.0	0	0	2	9	4.5	8	1

Additional Statistics: one special teams tackle

BLAKE BORTLES

5

BLAKE BORTLES

QUARTERBACK

6-5 236 LBS


CENTRAL FLORIDA

BORN APRIL 28, 1992

OVIDO, FLORIDA

ACQ: 1ST ROUND OF 2014 DRAFT (3RD)

EXP: 4TH YEAR



TRANSACTIONS

Originally drafted by Jacksonville in the first round (3rd overall) of the 2014 draft

PRO (Games played/started - 49/48)

• Ranks third in career passing yards (11,833), pass attempts (1,792), pass completions (1,054), passing touchdowns (75) and completion percentage (58.8) in franchise history
• The first player in franchise history to have multiple games with four-plus passing TDs (four games)

2017 (w/ JAX - 3/3)

• **9/10 at HOU:** Started at QB and threw for 125 yards on 11-21 passing with one TD ... Completed his third consecutive contest with at least one TD and zero INTs dating back to Week 16 of the 2016 season ... Rushed three times for 13 yards
• **9/17 vs. TEN:** Completed 20-of-34 passes (58.8 comp. pct.) for 223 yards, one TD and two interceptions and added four rushes for 29 yards
• **9/24 vs. BAL:** Completed 20-of-31 passes for 244 yards, four TDs and rushed for 18 yards on three carries

2016 (w/ JAX - 16/16)

Completed 368 of 625 passes, both being single-season franchise records, for 3,905 yards, 23 TDs and 16 INTs for a 78.8 passer rating ... Marked his second consecutive season with more than 3,500 passing yards and 20 TDs, the first player in franchise history to achieve this feat ... Threw his 1,000th career completion against Indianapolis in Week 17 to become the sixth-fastest player in NFL history ... Was one of two players (ATL's **Matt Ryan**) in the league responsible for a TD (passing/rushing/receiving) in every game

• **9/11 vs. G.B.:** Completed 24-of-39 passes (61.5 comp. pct.) for 320 yards, one TD and one INT for an 85.4 passer rating ... His 187 first-half passing yards were most for his career ... His 320 yards are the most by a Jaguars QB on kickoff weekend in franchise history
• **9/18 at S.D.:** Completed 31-of-50 passes (62.0 comp. pct.) for 329 yards, two TDs and two INTs for a 77.8 passer rating
• **9/25 vs. BAL:** Completed 24-of-38 passes (63.2 comp. pct.) for 194 yards, two TDs and three INTs for a 60.6 passer rating ... Eclipsed 50 career passing TDs in his 33rd career game, becoming the fastest Jaguars QB to 50 career passing TDs, surpassing the previous mark set by **Mark Brunell** (41 games)
• **10/2 vs. IND:** Completed 19-of-33 passes (57.6 comp. pct.) for 207 yards and two TDs ... Posted a season-best 96.4 passer rating ... Rushed seven times for 36 yards and his third career rushing TD
• **10/16 at CHI:** Completed 20 of 33 passes (60.6 comp. pct.) for 271 yards, one TD and one INT for an 84.3 passer rating ... Trailing 16-10 with 3:18 remaining in the fourth quarter, Bortles engineered a four-play, 78-yard drive that culminated in a 51-yard TD pass to WR **Arrelious Benn** with 2:58 remaining ... The victory marked Bortles' fifth come-from-behind fourth-quarter victory
• **10/23 vs. OAK:** Accounted for 279 yards of offense, completing 23 of 42 passes (55.5 comp. pct.) for 246 yards, one TD and two INTs for a 58.9 passer rating, as well as rushing for 33 yards on five carries
• **10/27 at TEN:** Completed 33-for-54 passes (61.1 comp. pct.) for 337 yards and three TDs for a 97.5 passer rating
• **11/6 at K.C.:** Completed 22-for-41 passes (53.7 comp. pct.) for 252 yards, two TDs and one INT
• **11/13 vs. HOU:** Completed 32-of-49 passes (65.3 comp. pct.) for 265 yards, two TDs and one INT for an 84.1 passer rating
• **11/20 at DET:** Completed 22-of-35 passes (62.9 comp. pct.) for 202 yards, two TDs and two INTs
• **11/27 at BUF:** Completed 13-of-26 passes (50.0 comp. pct.) for 126 yards and two TDs ... Ran for a career-high, team-high 81 yards
• **12/4 vs. DEN:** Completed 19-of-42 passes (45.2 comp. pct.) for 181 yards and two INTs ... Rushed two times for 29 yards, including a 22-yard TD run
• **12/11 vs. MIN:** Completed 23-of-37 passes (62.2 comp. pct.) for 257 yards and one TD for a 91.8 passer rating ... Rushed three times for 13 yards
• **12/18 at HOU:** Completed 12-of-28 passes for 92 yards and one INT ... Rushed two times for one TD
• **12/24 vs. TEN:** Completed 26-of-38 passes for 325 yards and one TD ... His 103.5 passer rating was a season-high and his best mark since he posted a 124.5 passer rating at New Orleans on Dec. 27, 2015 ... Also had a receiving TD on a throw-back pass from WR **Marqise Lee**, becoming the first player in NFL history to record 300-plus passing yards and at least one receiving TD

• **1/1 at IND:** Completed 25-of-39 passes for 301 yards, one touchdown and posted a 96.2 passer rating ... Threw for 300+ yards in back-to-back games for the second time this season and for the fourth time in his career

2015 (w/ JAX - 16/16)

Completed 355 of 606 passes (58.6 comp. pct.) for 4,428, 35 TDs and 18 INTs for an 88.2 passer rating ... Set single-season franchise records for yards, completions, attempts and touchdowns ... Threw a TD in 15 straight games from 9/13/15 to 12/27/15, the longest streak in franchise history ... Threw for the NFL's second-most passing TDs (35) in 2015, behind only New England's **Tom Brady** ... Joins **Dan Marino** (1984) as the only first- or second-year QBs in NFL history to throw for 4,400-plus yards and 35-plus TDs in a single season ... Became the youngest QB in NFL history to throw for 4,000-plus yards and 35-plus TDs and rush for 300-plus yards in a season. ... The only other players in NFL history to achieve the feat are **Daunte Culpepper** (2004) and **Steve Young** (1998) ... Finished the season with 72 completions of 20-plus yards, the most in the NFL and the most in a season in Jaguars history (the previous record for completions of 20-plus yards by a Jaguars QB was 44, set by **Mark Brunell** in 1997 and 2001 and **David Garrard** in 2004) ... Threw for 300-plus yards on six occasions in 2015, tied for the most 300-yard passing games by a Jaguars QB in a single season ... Youngest QB in NFL history to throw for at least 25 TDs and rush for at least one TD in a single season

• **9/13 vs. CAR:** Became the second QB in franchise history to start on opening day before turning 24 years old ... Completed 22-of-40 for 183 yards and 1 TD, while also rushing four times for 26 yards (6.5 rush avg.) ... Surpassed 3,000 career passing yards on a 6-yard TD completion to **Rashad Greene** in the second quarter ... His 22 completions are tied for the seventh-most in a season opener in franchise history
• **9/20 vs. MIA:** Completed 18-of-33 for 273 yards and two TDs ... Captained his second career fourth-quarter game-winning drive, marching the Jaguars 66 yards on nine plays to set up K **Jason Myers'** game-winning 28-yard FG with :40 left
• **10/4 at IND:** Completed 28-of-50 passes (56.0 comp. pct.) for 298 yards and one TD for an 80.2 passer rating ... The 50 pass attempts by Bortles were the most of his career and the fifth-most in franchise history ... Joins **Byron Leftwich** (54), **Mark Brunell** (52, 50) and **Chad Henne** (51, 51) as the only players in Jaguars history to register 50-plus pass attempts in a single game
• **10/11 at T.B.:** Completed 23-of-33 passes (69.7 comp. pct.) for 303 yards, four TDs and one INT ... First time in Bortles' 19-game career that he threw three or more touchdowns ... Bortles joins **Mark Brunell** (11/29/98), **David Garrard** (10/31/10), **Quinn Gray** (12/30/07) and **Chad Henne** (11/18/12) as the only Jaguars quarterbacks to throw for four touchdowns in a single game
• **10/18 vs. HOU:** Completed 30-of-53 passes for 331 yards, three TDs and three INTs ... His 53 pass attempts were the second-most in franchise history and most since **Byron Leftwich** recorded 54 on 10/10/04 at San Diego ... Has thrown for 300+ yards in back-to-back games for the first time in his career
• **10/25 vs. BUF:** Completed 13-of-29 passes for 182 yards, 2 TDs and one INT ... Threw a 31-yard game-winning touchdown pass to WR **Allen Hurns** with 2:25 remaining in the fourth quarter
• **11/8 at NYJ:** Completed 24 of 40 passes for a career-high 381 yards, two TDs and two INTs ... 381 passing yards were fourth-most in franchise history ... Joins **Mark Brunell** as the only QBs in franchise history to throw for 375-plus yards in a single game ... Has thrown for two-plus touchdowns in four consecutive games, tying the franchise record for most consecutive games with two-plus passing TDs (**Chad Henne** in 2013 and **David Garrard** in 2007)
• **11/19 vs. TEN:** Completed 21 of 30 passes for 242 yards, one TD and one INT for a 91.2 passer rating ... His fourth-quarter TD pass to **Julius Thomas** was his 20th of the season, placing him with **David Garrard** (23 in 2010) and **Mark Brunell** (20 in 1998 and 2000) as the only QBs in Jaguars history to throw for 20-plus TD passes in a season
• **11/29 vs. S.D.:** Completed 30-of-49 passes for 329 yards, two TDs and one INT ... The fourth game with at least 300 passing yards and two passing TDs in 2015, the most such games ever in Jaguars single-season history
• **12/6 at TEN:** Completed 24-of-36 passes for 322 yards and a career-high five TDs ... Became the youngest player in NFL history to throw for 320-plus yards, five-plus TDs and zero INTs in a single game ... His five TDs is the most by a Jaguars QB in a single game ... Joins **Dan Marino** (22, 1984) and **Matthew Stafford** (23, 2011) as the only QBs age 23-or-younger in NFL history to throw for 27 or more TDs through the first 12 games of the season ... Tallied a career-high 134.5 passer rating
• **12/13 vs. IND:** Completed 16 of 30 passes (58.3 completion pct.) for 250 yards and three TDs for a 114.6 passer rating ... Joins **Dan Marino** (36, 1984) and **Kurt Warner** (34, 1999) as the only first- or second-year QBs to throw for 30-plus passing TDs through 13 games in a season ... Bortles (23) and **Marino** (22) are the only players age 23-or-younger to throw for 30-plus TDs through 13 games in a season ... Bortles' fourth career game with a passer rating of 100-plus and his fourth career game with three-plus passing TDs ... Has become the first player in Jaguars history to throw for three-plus TDs and zero INTs in back-to-back games
• **12/27 at N.O.:** Completed 27-of-35 passes (77.1 comp. percentage) for 368 yards, four TDs and two INTs for a passer rating of 124.5, his third highest of the season ... Bortles' 77.1 comp. percentage was the second-highest in his NFL career ... In the second half, completed 18-of-21 passes (85.7 comp. percentage) for 288 yards, three TDs and zero INTs for a perfect 158.3 passer rating

BLAKE BORTLES

2014 (w/ JAX - 14/13)

Set franchise single-season records for a rookie with 2,908 passing yards and 280 completions while throwing for 11 TDs ... Led all NFL QBs with a 7.48 average per rush, rushing 56 times for 419 yards ... Marked the highest single-season rushing average by a QB in team history and his 419 rushing yards were second-most in team history (480, **Mark Brunell**, 1995) ... Finished with 37 completions of 20-plus yards ... Became 16th QB in Jaguars history to start a game and was one of seven rookie QBs to make their NFL debut in 2014 ... Took over as the team's starting QB in Week 4 and started the final 13 games ... Was 280 of 475 passing for 2,908 yards with 11 TDs/17 INTs and 69.5 rating ... Had 21 completions of 25-plus yards ... Rushed for 419 yards on 56 carries (7.48 avg.), the highest average by a NFL QB and second-most rushing yards by a Jaguars QB in a season

- **9/7 at PHI:** Dressed but did not play in season-opener
- **9/14 at WAS:** Dressed but did not play
- **9/21 vs. IND:** Made his NFL debut after he was inserted into the lineup to start the second half and finished 14 of 24 passing for 223 yards with two TDs/two INTs for an 82.5 passer rating ... Had four completions of 20-plus yards including a 63-yard TD pass to **Allen Hurns** ... Also had 30 rushing yards including 20-yard rush ... Engineered the offense to 289 yards in the second half after the club managed only 55 yards in the first half
- **9/28 at SD:** Made first career start and totaled 29 of 37 passing for 254 yards with one TD and two INTs for an 81.7 passer rating ... Completed 78.4 percent of his passes, the highest in NFL history for a rookie quarterback in his first career start with a minimum 30 attempts ... Hooked up with TE **Nic Jacobs** for a two-yard score in the second quarter ... Had five carries for 24 yards ... His 29 completions set single-game franchise record by a rookie and his completions, attempts and yards were most by a Jaguars rookie QB in first career start
- **10/5 vs. PIT:** Started at QB for first time at home and was 22 of 36 passing for 191 yards with two INTs for a 52.0 rating
- **10/12 at TEN:** Threw for 336 yards and one TD on 32 of 46 passing (69.6 pct.), tying **Byron Leftwich** (10/5/03 vs. San Diego) for most passing yards by a rookie in team history ... His 46 attempts and 32 completions were the most in franchise history by a rookie ... Had a 59-yard completion to TE **Clay Harbor** and hooked up with Harbor for a 20-yard TD pass in the fourth quarter ... Marked first AFC South start ... Led team in rushing with five carries for 38 yards
- **10/19 vs. CLE:** Was 17 of 31 passing for 159 yards with one TD and 3 INTs ... Had 31-yard TD pass to WR **Allen Robinson** in the second quarter ... Added five carries for 37 yards with a long of 18 yards. Had four completions of 20-plus yards
- **10/26 vs. MIA:** Threw for 221 yards and one TD on 18 of 34 passing ... Had two INTs, both returned for scores ... Hooked up with **Allen Robinson** for a 48-yard TD in the fourth quarter
- **11/2 at CIN:** Posted a career-best 96.4 rating on 22 of 33 passing (66.7 pct.) with two TDs and one INT ... Had TD passes to **Allen Hurns** of 40 and 18 yards
- **11/9 vs. DAL:** Completed 22 of 37 passes for 290 yards with one INT for a 73.0 rating ... Had four completions of 20-plus yards including a 53-yard pass to WR **Cecil Shorts**
- **11/23 at IND:** Threw for 146 yards on 15 of 27 passing
- **11/30 vs. NYG:** Completed 21 of 35 passes for 194 yards with one TD for an 84.7 rating ... Had first career fourth-quarter comeback win, leading team on a 11-play, 70-yard drive that culminated with a **Josh Scobee** FG ... Had a 30-yard TD pass to **Marqise Lee** in the third quarter and finished with four completions of 20-plus yards ... Added a career-high 68 rushing yards on five carries including a 29-yard rush ... Became only the third starting rookie quarterback to lead his team to a comeback win of 21 or more points since at least 1970
- **12/7 vs. HOU:** Was 20 of 39 passing for 205 yards with one TD for a 64.6 rating ... Had a four-yard TD pass to **Allen Hurns** in the first quarter, his first career TD pass in the first quarter ... Had three completions of 20-plus yards
- **12/14 at BAL:** Had three completions of 20-plus yards and finished 21 of 37 passing for 210 yards with one INT for a 61.8 rating
- **12/18 vs. TEN:** Earned first career division win, throwing for 115 yards and one TD ... Had a 34-yard completion to **Marqise Lee** in the third quarter ... Had five carries for 50 yards with runs of 19, 15 and 13 yards
- **12/28 at HOU:** Threw for 117 yards in season-finale on 14 of 33 passing and led team with 61 yards on three carries (20.3 avg.) ... Had a 34-yard rush in the fourth quarter, his longest rush of his career ... Set single-season franchise-record for passing yards by a rookie with 2,908

COLLEGE (at Central Florida, 2011-13)

- Played in 37 games with 30 starts
- Declared for the NFL Draft following his junior season
- Compiled a 22-5 record as a starter
- Career totals included 585 of 891 passing for 7,598 yards with 56 TDs/19 INT
- Ranked fourth in school history for passing yards and TDs
- As a junior, finished 259 of 382 passing (67.8 pct.) for 3,581 yards with 25 TDs/9 INTs and led team to a 12-1 mark and a Fiesta Bowl win
- Named MVP of the Fiesta Bowl with a win over Baylor, throwing for 301 yards and three TDs
- Majored in Interpersonal/Organizational Communication and minored in Sports and Fitness

PERSONAL

- Attended Oviedo High School where he finished his career by setting Seminole County records with 5,576 yards and 53 TDs
- Captured MVP award at the Central Florida All-Star game following senior year
- Also lettered in baseball
- His brother, Colby, plays baseball for the Detroit Tigers
- Son of Suzy and Rob Bortles

REGULAR SEASON CAREER STATISTICS

PASSING

YEAR	TEAM	P/S	COMP	ATT	PCT	YDS	AVG	TD	INT	SK	RTG
2014	JAX	14/13	280	475	58.9	2,908	6.1	11	17	55	69.5
2015	JAX	16/16	355	606	58.6	4,428#	7.3	35#	18	51	88.2
2016	JAX	16/16	368#	625#	58.9	3,905	6.2	23	16	34	78.8
2017	JAX	3/3	51	86	59.3	592	6.9	6	2	2	93.8
NFL totals:		4 yrs. 49/48	1,054	1,792	58.8	11,833	6.6	75	53	142	80.2

single-franchise record

RUSHING

YEAR	TEAM	W-L*	ATT	YDS	AVG	TD
2014	JAX	3-10	56	419	7.5	0
2015	JAX	5-11	52	310	6.0	2
2016	JAX	3-13	58	359	6.2	3
2017	JAX	2-1	10	60	6.0	0
NFL totals:		4 yrs. 13-35	176	1,148	6.5	5

* games started

CAREER HIGHS

	GAME	SEASON
Passing completions:	33 (10/27/16 at TEN)	368 (2016)
Passing attempts:	54 (10/27/16 at TEN)	625 (2016)
Passing percentage:	78.4 (9/28/14 at S.D.)	58.9 (2016)
Passing yards:	381 (11/8/15 at NYJ)	4,428 (2015)
Passing touchdowns:	5 (12/6/15 at TEN)	35 (2015)
Passer rating:	134.5 (12/6/15 at TEN)	88.2 (2015)
Rushing attempts:	6 (three times, last: 12/20/15 vs. ATL)	58 (2016)
Rushing yards:	81 (11/27/16 at BUF)	419 (2014)
Rushing touchdowns:	1 (five times, last: 12/18/16 at HOU)	3 (2016)

2017 GAME-BY-GAME STATISTICS

PASSING

DATE	OPP	P/S	COMP	ATT	PCT	YDS	AVG	TD	INT	SK	RTG
09/10	at HOU	1/1	11	21	52.4	125	6.0	1	0	0	86.4
09/17	vs. TEN	1/1	20	34	58.8	223	6.6	1	2	2	63.7
09/24	vs. BAL	1/1	20	31	64.5	244	7.9	4	0	0	128.2
10/01	at NYJ										
10/08	at PIT										
10/15	vs. LAR										
10/22	at IND										
	BYE WEEK										
11/05	vs. CIN										
11/12	vs. LAC										
11/19	at CLE										
11/26	at AZ										
12/03	vs. IND										
12/10	vs. SEA										
12/17	vs. HOU										
12/24	at SF										
12/31	at TEN										
2017 totals:		3/3	51	86	59.3	592	6.9	6	2	2	93.8

Additional statistics:

RUSHING

DATE	OPP	W/L	ATT	YDS	AVG	LG	TD
09/10	at HOU	W	3	13	4.3	15	0
09/17	vs. TEN	L	4	29	7.3	11	0
09/24	vs. BAL	W	3	18	6.0	9	0
10/01	at NYJ						
10/08	at PIT						
10/15	vs. LAR						
10/22	at IND						
	BYE WEEK						
11/05	vs. CIN						
11/12	vs. LAC						
11/19	at CLE						
11/26	at AZ						
12/03	vs. IND						
12/10	vs. SEA						
12/17	vs. HOU						
12/24	at SF						
12/31	at TEN						
2017 totals:		2-1	10	60	6.0	15	0

BLAKE BORTLES

2016 GAME-BY-GAME STATISTICS

PASSING											
DATE	OPP	P/S	COMP	ATT	PCT	YDS	AVG	TD	INT	SK	RTG
09/11	vs. G.B.	1/1	24	39	61.5	320	8.2	1	1	3	85.4
09/18	at S.D.	1/1	31	50	62.0	329	6.6	2	2	2	77.8
09/25	vs. BAL	1/1	24	38	63.2	194	5.1	2	3	4	60.6
10/02	vs. IND	1/1	19	33	57.6	207	6.3	2	0	3	96.4
BYE WEEK											
10/16	at CHI	1/1	20	33	60.6	271	8.2	1	1	2	84.3
10/23	vs. OAK	1/1	23	43	53.5	246	5.7	1	2	1	58.9
10/27	at TEN	1/1	33	54	61.1	337	6.2	3	0	2	97.5
11/06	at K.C.	1/1	22	41	53.7	252	6.1	2	1	2	78.5
11/13	vs. HOU	1/1	32	49	65.3	265	5.4	2	1	2	84.1
11/20	at DET	1/1	22	35	62.9	202	5.8	2	2	0	73.8
11/27	at BUF	1/1	13	26	50.0	126	4.9	2	0	2	89.6
12/04	vs. DEN	1/1	19	42	45.2	181	4.3	0	2	1	37.9
12/11	vs. MIN	1/1	23	37	62.2	257	6.9	1	0	4	91.8
12/18	at HOU	1/1	12	28	42.9	92	3.3	0	1	2	36.6
12/24	vs. TEN	1/1	26	38	68.4	325	8.6	1	0	2	103.5
01/01	at IND	1/1	25	39	64.1	301	7.7	1	0	2	96.2
2016 totals:	16/16	368	625	58.9	3,905	6.2	23	16	34	78.8	

Additional statistics: one reception for 20 yards and one TD on 12/24/16 vs. TEN.

RUSHING

DATE	OPP	W/L	ATT	YDS	AVG	LG	TD
09/11	vs. G.B.	L	2	2	1.0	3	0
09/18	at S.D.	L	3	34	11.3	24	0
09/25	vs. BAL	L	3	17	5.7	9	0
10/02	vs. IND	W	7	36	5.1	9	1
BYE WEEK							
10/16	at CHI	W	3	1	0.3	3	0
10/23	vs. OAK	L	5	33	6.6	17	0
10/27	at TEN	L	4	22	5.5	12	0
11/06	at K.C.	L	6	54	9.0	26	0
11/13	vs. HOU	L	3	11	3.7	11	0
11/20	at DET	L	1	3	3.0	3	0
11/27	at BUF	L	8	81	10.1	27	0
12/04	vs. DEN	L	2	29	14.5	22	1
12/11	vs. MIN	L	3	13	4.3	6	0
12/18	at HOU	L	2	-5	-2.5	1	1
12/24	vs. TEN	W	3	7	2.3	7	0
01/01	at IND	L	3	21	7.0	16	0
2016 totals:	3-13	58	359	6.2	27	3	

2015 GAME-BY-GAME STATISTICS

PASSING											
DATE	OPP	P/S	COMP	ATT	PCT	YDS	AVG	TD	INT	SK	RTG
09/13	vs. CAR	1/1	22	40	55.0	183	4.6	1	2	5	54.5
09/20	vs. MIA	1/1	18	33	54.5	273	8.3	2	0	0	102.2
09/27	at N.E.	1/1	17	33	51.5	242	7.3	2	1	2	83.1
10/04	at IND	1/1	28	50	56.0	298	6.0	1	0	1	80.2
10/11	at T.B.	1/1	23	33	69.7	303	9.2	4	1	6	125.4
10/18	vs. HOU	1/1	30	53	56.6	331	6.2	3	3	3	70.6
10/25	vs. BUF	1/1	13	29	44.8	182	6.3	2	1	2	74.2
BYE WEEK											
11/08	at NYJ	1/1	24	40	60.0	381	9.5	2	2	6	87.6
11/15	at BAL	1/1	22	45	48.9	188	4.2	2	1	3	65.8
11/19	vs. TEN	1/1	21	30	70.0	242	8.1	1	1	4	91.2
11/29	vs. S.D.	1/1	30	49	61.2	329	6.7	2	1	2	86.2
12/06	at TEN	1/1	24	36	66.7	322	8.9	5*	0	2	134.5
12/13	vs. IND	1/1	16	30	53.3	250	8.3	3	0	3	114.6
12/20	vs. ATL	1/1	23	38	60.5	297	7.8	1	1	2	82.9
12/27	at N.O.	1/1	27	35	77.1	368	10.5	4	2	2	124.5
01/03	at HOU	1/1	17	32	53.1	239	7.5	0	2	8	51.4
2015 totals:	16/16	355#	606#	58.6	4,428#	7.3	35#	18	51	88.2	

* single-game franchise record

single-season franchise record

RUSHING

DATE	OPP	W/L	ATT	YDS	AVG	LG	TD
09/13	vs. CAR	L	4	26	6.5	12	0
09/20	vs. MIA	W	2	27	13.5	28	0
09/27	at N.E.	L	3	7	2.3	3	0
10/04	at IND	L	4	31	7.8	14	0
10/11	at T.B.	L	1	21	21.0	21	0
10/18	vs. HOU	L	4	37	9.3	12	0
10/25	vs. BUF	W	5	-3	-0.6	1	0
BYE WEEK							
11/08	at NYJ	L	4	32	8.0	11	0
11/15	at BAL	W	2	25	12.5	14	0
11/19	vs. TEN	W	2	9	4.5	13	0
11/29	vs. S.D.	L	6	33	5.5	10	0
12/06	at TEN	L	2	-1	-0.5	0	0
12/13	vs. IND	W	4	17	4.3	15	1
12/20	vs. ATL	L	6	44	7.3	13	1
12/27	at N.O.	L	3	5	1.7	5	0
01/03	at HOU	L	0	0	0.0	0	0
2015 totals:	5-11	52	310	6.0	28	2	

BLAKE BORTLES



2014 GAME-BY-GAME STATISTICS

PASSING

DATE	OPP	P/S	COMP	ATT	PCT	YDS	AVG	TD	INT	SK	RTG
09/07	at PHI	0/0				DNP					
09/14	at WAS	0/0				DNP					
09/21	vs. IND	1/0	14	24	58.3	223	9.3	2	2	1	82.5
09/28	at S.D.	1/1	29	37	78.4	254	6.9	1	2	3	81.8
10/05	vs. PIT	1/1	22	36	61.1	191	5.3	0	2	1	52.0
10/12	at TEN	1/1	32	46	69.6	336	7.3	1	1	6	88.6
10/19	vs. CLE	1/1	17	31	54.8	159	5.1	1	3	2	40.3
10/26	vs. MIA	1/1	18	34	52.9	221	6.5	1	2	4	58.6
11/02	at CIN	1/1	22	33	66.8	247	7.5	2	1	1	96.4
11/09	vs. DAL	1/1	22	37	59.5	290	7.8	0	1	4	73.0
	BYE WEEK										
11/23	at IND	1/1	15	27	55.6	146	5.4	0	1	4	55.5
11/30	vs. NYG	1/1	21	35	60.0	194	5.5	1	0	7	84.7
12/07	vs. HOU	1/1	20	39	51.3	205	5.3	1	1	4	64.6
12/14	at BAL	1/1	21	37	56.8	210	5.7	0	1	8	61.8
12/18	vs. TEN	1/1	13	26	50.0	115	4.4	1	0	4	75.0
12/28	at HOU	1/1	14	33	42.4	117	3.5	0	0	5	52.2
2015 totals:	14/13		280	475	58.9	2,908	6.1	11	17	55	69.5

RUSHING

DATE	OPP	W/L*	ATT	YDS	AVG	TD
09/07	at PHI			DNP		
09/14	at WAS			DNP		
09/21	vs. IND		2	30	15.0	0
09/28	at S.D.	L	5	24	4.8	0
10/05	vs. PIT	L	4	14	3.5	0
10/12	at TEN	L	5	38	7.6	0
10/19	vs. CLE	W	5	37	7.4	0
10/26	vs. MIA	L	6	48	8.0	0
11/02	at CIN	L	4	10	2.5	0
11/09	vs. DAL	L	3	3	1.0	0
	BYE WEEK					
11/23	at IND	L	5	24	4.8	0
11/30	vs. NYG	W	5	68	13.6	0
12/07	vs. HOU	L	3	10	3.3	0
12/14	at BAL	L	1	2	2.0	0
12/18	vs. TEN	W	5	50	10.0	0
12/28	at HOU	L	3	61	20.3	0
2015 totals:	3-10*		56	419	7.5	0

* games started

A.J. BOUYE

[21]

A.J. BOUYE

CORNERBACK
6-0 191 LBS.
CENTRAL FLORIDA
BORN AUGUST 16, 1991
TUCKER, GEORGIA
ACQ: UFA (HOUSTON) 2017
EXP: 5TH YEAR



TRANSACTIONS

Originally signed by Houston as an undrafted free agent on 5/10/13 ... Re-signed by Houston as an restricted free agent on 3/28/16 ... Signed by Jacksonville as an unrestricted free agent on 3/10/17

PRO (Games played/started - 53/22, 3/2)

• Career totals include 130 tackles (109 solo), 32 passes defended, six INTs, 1.0 sack, one forced fumble and one fumble recovery

2017 (w/ JAX - 3/3)

- **9/10 at HOU:** Started at RCB and was tied for second on the team with six tackles (five solo) and also recorded one pass defended
- **9/17 vs. TEN:** Started at RCB and was tied for second on the team with six solo tackles and one pass defended
- **9/24 vs. BAL:** Started at RCB and recorded one INT and one pass defended

2016 (w/ HOU, 15/11, 2/2)

Led the team and tied for ninth in the NFL with 16 passes defended ... Set career highs with 11 starts, 62 tackles, 16 passes defended, two tackles for loss and one QB hit ... Tied with ATL DB **Robert Alford** for the most passes defended in the postseason (six)

- **9/11 vs. CHI:** Recorded first career sack on CHI QB **Jay Cutler**, the first sack by a Houston CB since **Demarcus Faggins** vs. Buffalo on 11/19/06
- **9/18 vs. K.C.:** Finished with four tackles (three solo) and tied for the team lead with two passes defended
- **10/2 vs. TEN:** Tied a single-game career high with three passes defended and contributed with two tackles on defense and one on special teams
- **10/24 at DEN:** Led the team and set a single-game career high with 11 tackles (nine solo), while adding two passes defended
- **11/21 at OAK:** Recorded his first INT of the season and sixth of his career when he picked off OAK QB **Derek Carr** on the opening play of the second half
- **11/27 vs. S.D.:** Tied for second on the team with seven tackles (five solo), his second-highest single-game total of the year, and added a pass defended
- **12/24 vs. CIN:** Led the team with nine solo tackles and matched a career high with three passes defended
- **1/7 vs. OAK:** Set a franchise postseason record with four passes defended and added his first career playoff INT in AFC wild-card round
- **1/14 at N.E.:** Became the first player in Texans history with an INT in back-to-back postseason games when he intercepted N.E. QB **Tom Brady**

2015 (w/ HOU - 15/2, 1/0)

- **10/8 vs. IND:** Made his first start of the season and seventh of his career
- **10/18 at JAX:** Finished second on the team with a season-high seven solo tackles, in addition to two passes defended and one INT
- **12/20 at IND:** Intercepted IND QB **Matt Hasselbeck** in the fourth quarter to clinch the Houston victory

2014 (w/ HOU - 14/6)

Finished tied for the team lead with three INTs ... Ranked sixth in the NFL with 120 INT return yards

- **9/14 at OAK:** Led the team with eight tackles
- **9/21 at NYG:** Started his first career game and made three tackles
- **10/9 vs. IND:** Made three tackles and two special teams tackles, in addition to two passes defended
- **11/2 vs. PHI:** Returned his first career INT 51 yards for a TD in the fourth quarter ... Finished the game with six tackles, one pass defended and one special teams tackle
- **11/16 at CLE:** Started and led the team with nine tackles, had a special teams tackle and one pass defended
- **11/30 vs. TEN:** Recorded his second INT of the season at the Houston 3-yard line in the fourth quarter and returned it to the Tennessee 30
- **12/14 at IND:** Posted his first career forced fumble and fumble recovery and made three tackles
- **12/21 vs. BAL:** Intercepted BAL QB **Joe Flacco** and added three tackles and a then-career best three passes defended

2013 (w/ HOU - 6/0)

Played in six games and recorded two special teams tackles before being placed on the Reserve/Injured List with a hamstring injury on Oct. 16

COLLEGE (at Central Florida, 2009-12)

- Started 21 of 43 career games at CB, compiling 110 tackles (78 solo), six INTs, 1.0 sack, two fumble recoveries and one forced fumble
- Returned from injury to start all 14 games as a senior, finishing with 53 tackles, three INTs, two fumble recoveries and one forced fumble en route to All-Conference USA second team honors
- Started seven games as a junior, recording 21 tackles (19 solo) and two INTs before missing the final five games of the season due to injury

PERSONAL

- Helped lead Tucker (Georgia) High School to a 14-1 record and a state championship during his senior season
- Named first-team all-county after recording 35 tackles as a senior with six INTs while also scoring three TDs on offense and twice on returns
- Recorded 40 tackles and one INT as a junior
- Was a member of the school's merit roll and R.O.T.C.



REGULAR SEASON CAREER STATISTICS

YEAR	TEAM	GP/GS	TKL	SOLO	ASST	SACKS	FF	FR	PD	INT
2013	HOU	6/0	0	0	0	0.0	0	0	0	0
2014	HOU	14/6	54	47	7	0.0	1	1	10	3
2015	HOU	15/2	14	14	0	0.0	0	0	6	2
2016	HOU	15/11	62	48	14	1.0	0	0	16	1
2017	JAX	3/3	12	11	1	0.0	0	0	3	1
NFL totals: 4 yrs.		53/22	142	120	22	1.0	1	1	35	7

Additional statistics: special teams tackles (9); 2013 - 2, 2014 - 5, 2015 - 2



POSTSEASON CAREER STATISTICS

YEAR	TEAM	GP/GS	TKL	SOLO	ASST	SACKS	FF	FR	PD	INT
2015	HOU	1/0	1	1	0	0.0	0	0	0	0
2016	HOU	2/2	7	5	2	0.0	1	0	6	2
NFL totals: 4 yrs.		3/2	8	6	2	0.0	1	0	6	2



CAREER HIGHS

	GAME	SEASON
Tackles:	11 (10/24/16 at DEN)	62 (2016)
Interceptions:	1 (seven times, last: 9/24/17 vs. BAL)	3 (2014)
Forced fumbles:	1 (12/14/14 at IND)	1 (2014)
Fumble recoveries:	1 (12/14/14 at IND)	1 (2014)
Passes defended:	3 (three times, last: 12/24/16 at CIN)	16 (2016)



2017 GAME-BY-GAME STATISTICS

DATE	OPP	TKL	SOLO	ASST	ST	SACKS	FF	FR	PD	INT
09/10	at Houston	6	5	1	0	0.0	0	0	1	0
09/17	vs. Tennessee	6	6	0	0	0.0	0	0	1	0
09/24	vs. Baltimore	0	0	0	0	0.0	0	0	1	1
10/01	at New York Jets									
10/08	at Pittsburgh									
10/15	vs. LA Rams									
10/22	at Indianapolis									
	BYE WEEK									
11/05	vs. Cincinnati									
11/12	vs. LA Chargers									
11/19	at Cleveland									
11/26	at Arizona									
12/03	vs. Indianapolis									
12/10	vs. Seattle									
12/17	vs. Houston									
12/24	at San Francisco									
12/31	at Tennessee									
2017 totals:		12	11	1	0	0.0	0	0	3	1

A.J. BOUYE



2016 GAME-BY-GAME STATISTICS

DATE	OPP	TKL	SOLO	ASST	ST	SACKS	FF	FR	PD	INT
09/11	vs. Chicago	3	3	0	0	1.0	0	0	1	0
09/18	vs. Kansas City	4	3	1	0	0.0	0	0	2	0
09/22	at New England	1	1	0	0	0.0	0	0	0	0
10/02	vs. Tennessee	2	1	1	0	0.0	0	0	3	0
10/09	at Minnesota	2	2	0	0	0.0	0	0	0	0
10/16	vs. Indianapolis	4	3	1	0	0.0	0	0	0	0
10/24	at Denver	11	9	2	0	0.0	0	0	2	0
10/30	vs. Detroit	5	5	0	0	0.0	0	0	1	0
BYE WEEK										
11/13	at Jacksonville					ina				
11/21	at Oakland	2	1	1	0	0.0	0	0	1	1
11/27	vs. San Diego	7	5	2	0	0.0	0	0	1	0
12/04	at Green Bay	4	3	1	0	0.0	0	0	0	0
12/11	at Indianapolis	3	1	2	0	0.0	0	0	1	0
12/18	vs. Jacksonville	2	1	1	0	0.0	0	0	0	0
12/24	vs. Cincinnati	9	9	0	0	0.0	0	0	3	0
01/01	at Tennessee	3	2	1	0	0.0	0	0	1	0
2016 totals:		62	48	14	0	1.0	0	0	16	1
01/07	vs. Oakland	2	0	2	0	0.0	0	0	4	1
01/14	at New England	5	5	0	0	0.0	1	0	2	1
Postseason totals:		7	5	2	0	0.0	1	0	6	2



2015 GAME-BY-GAME STATISTICS

DATE	OPP	TKL	SOLO	ASST	ST	SACKS	FF	FR	PD	INT
09/13	vs. Kansas City	1	1	0	0	0.0	0	0	0	0
09/20	at Carolina	0	0	0	0	0.0	0	0	0	0
09/27	vs. Tampa Bay	0	0	0	0	0.0	0	0	0	0
10/04	at Atlanta	1	1	0	0	0.0	0	0	0	0
10/08	vs. Indianapolis	1	1	0	0	0.0	0	0	0	0
10/18	at Jacksonville	7	7	0	0	0.0	0	0	2	1
10/25	at Miami	1	1	0	0	0.0	0	0	0	0
11/01	vs. Tennessee	0	0	0	0	0.0	0	0	0	0
BYE WEEK										
11/16	at Cincinnati	0	0	0	0	0.0	0	0	0	0
11/22	vs. New York Jets	0	0	0	0	0.0	0	0	1	0
11/29	vs. New Orleans					ina				
12/06	at Buffalo	0	0	0	0	0.0	0	0	1	0
12/13	vs. New England	0	0	0	0	0.0	0	0	0	0
12/20	at Indianapolis	0	0	0	0	0.0	0	0	2	1
12/27	at Tennessee	2	2	0	0	0.0	0	0	0	0
01/03	vs. Jacksonville	1	1	0	0	0.0	0	0	1	0
2015 totals:		14	14	0	0	0.0	0	0	6	2
01/09	vs. Kansas City	1	1	0	0	0.0	0	0	0	0
Postseason totals:		1	1	0	0	0.0	0	0	0	0



2014 GAME-BY-GAME STATISTICS

DATE	OPP	TKL	SOLO	ASST	ST	SACKS	FF	FR	PD	INT
09/07	vs. Washington	3	3	0	0	0.0	0	0	1	0
09/14	at Oakland	8	7	1	0	0.0	0	0	0	0
09/21	at N.Y. Giants	3	1	2	0	0.0	0	0	0	0
09/28	vs. Buffalo					ina				
10/05	at Dallas					ina				
10/09	vs. Indianapolis	3	2	1	0	0.0	0	0	2	0
10/20	at Pittsburgh	1	0	0	0	0.0	0	0	0	0
10/26	at Tennessee	2	1	1	0	0.0	0	0	0	0
11/02	vs. Philadelphia	6	5	1	0	0.0	0	0	1	1
BYE WEEK										
11/16	at Cleveland	9	8	1	0	0.0	0	0	1	0
11/23	vs. Cincinnati	4	4	0	0	0.0	0	0	0	0
11/30	vs. Tennessee	3	3	0	0	0.0	0	0	1	1
12/07	at Jacksonville	3	3	0	0	0.0	0	0	0	0
12/14	at Indianapolis	3	3	0	0	0.0	1	1	0	0
12/21	vs. Baltimore	3	3	0	0	0.0	0	0	3	1
12/28	vs. Jacksonville	3	3	0	0	0.0	0	0	1	0
2014 totals:		54	47	7	0	0.0	1	1	10	3



2013 GAME-BY-GAME STATISTICS


DATE	OPP	TKL	SOLO	ASST	ST	SACKS	FF	FR	PD	INT	
09/09	at San Diego	0	0	0	0	0.0	0	0	0	0	
09/15	vs. Tennessee	0	0	0	0	0.0	0	0	0	0	
09/22	at Baltimore	0	0	0	0	0.0	0	0	0	0	
09/29	vs. Seattle	0	0	0	0	0.0	0	0	0	0	
10/06	at San Francisco	0	0	0	0	0.0	0	0	0	0	
10/13	vs. St. Louis	0	0	0	0	0.0	0	0	0	0	
10/20	at K.C.					IR					
10/27	BYE WEEK										
11/03	vs. Indianapolis					IR					
11/10	at Arizona					IR					
11/17	vs. Oakland					IR					
11/24	vs. Jacksonville					IR					
12/01	vs. New England					IR					
12/05	at Jacksonville					IR					
12/15	at Indianapolis					IR					
12/22	vs. Denver					IR					
12/29	at Tennessee					IR					
2013 totals:		0	0	0	0	0.0	0	0	0	0	

BLAIR BROWN

53

BLAIR BROWN

LINEBACKER
6-0 238 LBS
OHIO
BORN MAY 27, 1994
MORENO VALLEY, CALIFORNIA
ACQ: FIFTH ROUND OF 2017 DRAFT (148TH)
EXP: ROOKIE



TRANSACTIONS

Drafted by Jacksonville in the fifth round (148th overall) in the 2017 draft

PRO (Games played/started - 1/0)

2017 (w/ JAX - 1/0)

- **9/10 at HOU:** Inactive
- **9/17 vs. TEN:** Inactive
- **9/24 vs. BAL:** Made his NFL debut and recorded one solo tackle

COLLEGE (at Ohio, 2012-16)

Finished his career with 265 tackles (146 solo), 24.5 tackles for a loss and 5.5 sacks

2016 (Senior)

Brown was named first-team All-Mid-American Conference after leading the team with 128 tackles ... Recorded 59 solo tackles, 15 tackles for a loss, 4.5 sacks and one forced fumble

2015 (Junior)

Started in all 11 games, finishing third on the team with 65 tackles (37 solo), 4.5 tackles for a loss

- **9/19 vs. Southeastern Louisiana:** Recorded 11 tackles
- **10/17 vs. Western Michigan:** Totaled 11 tackles and one quarterback hurry

2014 (Sophomore)

Appeared in 11 games, starting eight games and finished third on the team in tackles with 55 (30 solo)

- **9/6 vs. Kentucky:** Recorded 1.0 sack

2013 (Freshman)

Appeared in seven games totaling 17 tackles (nine solo)

- **9/21 vs. Austin Peay:** Registered eight tackles

HIGH SCHOOL

- Attended Rancho Verde High School (Moreno Valley, Calif.)
- Received All-League honors
- Helped guide team to a perfect 14-0 record during his senior year

PERSONAL

- Son of Valencia and Edward Brown

REGULAR SEASON CAREER STATISTICS

YEAR	TEAM	GP/GS	TKL	SOLO	ASST	SACKS	FF	FR	PD	INT
2017	JAX	1/0	1	1	0	0.0	0	0	0	0
NFL totals: 1 yr.		1/0	1	1	0	0.0	0	0	0	0

2017 GAME-BY-GAME STATISTICS

DATE	OPP	TKL	SOLO	ASST	ST	SACKS	FF	FR	PD	TFL
09/10	at Houston				Inactive					
09/17	vs. Tennessee				Inactive					
09/24	vs. Baltimore	1	1	0	0	0.0	0	0	0	0
10/01	at New York Jets									
10/08	at Pittsburgh									
10/15	vs. LA Rams									
10/22	at Indianapolis									
	BYE WEEK									
11/05	vs. Cincinnati									
11/12	vs. LA Chargers									
11/19	at Cleveland									
11/26	at Arizona									
12/03	vs. Indianapolis									
12/10	vs. Seattle									
12/17	vs. Houston									
12/24	at San Francisco									
12/31	at Tennessee									
2017 totals:		1	1	0	0	0.0	0	0	0	0


CALAIS CAMPBELL

93

CALAIS CAMPBELL



DEFENSIVE LINEMAN
6-8 300 LBS
MIAMI (FLA.)
BORN SEPTEMBER 1, 1986
AURORA, COLORADO
ACQ: UFA (ARIZONA) 2017
EXP: 10TH YEAR



TRANSACTIONS

Originally drafted by Arizona in the second round (50th overall) in the 2008 NFL Draft ... Signed by Jacksonville as an unrestricted free agent on 3/10/17

PRO (Games played/started - 141/123, 9/4)

- Two-time Pro Bowl selection (2014, 2015)
- Has registered eight consecutive seasons with at least 5.0 sacks, the second-longest streak in the NFL among defensive linemen trailing only SEA's **Cliff Avril** (nine seasons)
- Recorded at least 6.0 sacks in seven of the last eight seasons (2009-2017)
- One of four defensive linemen to register at least 30 passes defended since 2011
- His 123 career starts are second-most among all active defensive linemen, trailing only CIN's **Domata Peko** (138)
- Since he was drafted in 2008, his 109 tackles for loss are tied for third-most in the NFL with BAL's **Terrell Suggs** (109), trailing HOU's **J.J. Watt** (133), DEN's **DeMarcus Ware** (127)

2017 (w/ JAX - 3/3)

- **9/10 at HOU:** Started at DE and was tied for second on the team with six tackles (four solo), two tackles for a loss and set a Jaguars franchise record for most sacks in a single game with four, which also was a career-high ... Campbell's 3.5 sacks in the first half were the most sacks by a single player in a half since 2015 (**Khalil Mack**, Week 14, 2015, 5.0; **Cameron Wake**, Week 6, 2015, 4.0)
- **9/17 vs. TEN:** Started at DE and recorded four solo tackles
- **9/24 vs. BAL:** Started at DE and totaled three tackles (two solo), one forced fumble and a half of a sack

2016 (w/ ARI, 16/16)

Started 16 games for the second consecutive season and fourth time in his career ... Recorded 53 tackles (34 solo), 8.0 sacks, one INT, two forced fumbles and 12 tackles for a loss ... His 8.0 sacks tied for the second-highest total in his career and his highest total since 2013 (9.0)

- **10/06 at SF:** Recorded four tackles (three solo), 2.0 sacks, one INT and two tackles for a loss
- **10/30 at CAR:** Totaled a season-high nine tackles and two QB hits
- **1/1 at L.A.:** Registered three tackles, 1.5 sacks and a tackle for a loss

2015 (w/ ARI, 16/16, 2/2)

Started 16 games for the third time in his career and led the defensive line with 61 tackles ... Tied for the team lead with 16 tackles for loss ... Chosen as a defensive captain for the second consecutive season ... Named to his second consecutive Pro Bowl

- **10/4 vs. STL:** Tied his career high with a team-leading 11 tackles (10 solo)
- **12/27 vs. GB:** Recorded six tackles (five solo), a season high 2.5 sacks and three tackles for a loss

2014 (w/ ARI, 14/14, 1/1)

Chosen as a defensive captain for the first time in his career ... Led the defensive line with 58 tackles, was second on the team with 7.0 sacks and led the team with 16 tackles for a loss ... Earned his first Pro Bowl selection

- **9/14 at NYG:** Set season high with 10 solo tackles and recorded 1.0 sack and three tackles for a loss
- **10/5 at DEN:** Registered two solo tackles, one INT and one tackle for a loss
- **11/23 at SEA:** Set a career high registering 3.0 sacks

2013 (w/ ARI, 16/16)

Started all 16 games and led the defensive line with 58 tackles ... Set a career high with 9.0 sacks, which was second highest on the team ... Tied for the team lead with 14 tackles for a loss ... Named a Pro Bowl alternate

- **10/6 vs. CAR:** Recorded four solo tackles, a forced fumble and 2.0 sacks
- **10/17 vs. SEA:** Totaled a season-high eight tackles (seven solo), a fumble recovery and one tackle for a loss
- **12/22 at SEA:** Registered four tackles (three solo), 2.0 sacks and two tackles for a loss

2012 (w/ ARI, 13/12)

Played in 13 with 12 starts ... Led the defensive line with 63 tackles and finished second on the team with 6.5 sacks

- **9/16 at NE:** Recorded a season-high 10 tackles, 2.0 sacks and two tackles for a loss
- **10/29 vs. SF:** Finished with six solo tackles, 1.0 sack and two tackles for a loss

2011 (w/ ARI, 16/16)

Started all 16 games for the first time and posted a career high 72 tackles and team leading 8.0 sacks

- **9/25 at SEA:** Recorded 10 tackles (five solo), 2.5 sacks and two tackles for a loss
- **11/6 vs. STL:** Registered six solo tackles, 2.0 sacks and three tackles for a loss
- **11/13 at PHI:** Recorded his first career interception, picking off a QB **Michael Vick** pass

2010 (w/ ARI, 15/15)

Totaled 60 tackles and led the team with 6.0 sacks

- **12/19 at CAR:** Recorded a season-high 11 tackles (nine solo), 1.0 sack and four tackles for a loss

2009 (w/ ARI, 16/15, 2/1)

Saw action in all 16 games and started 15 ... Recorded 48 tackles, 7.0 sacks and also blocked two field goals

- **9/20 at JAX:** Credited with his first career sack with 0.5 sack of QB **David Garrard**
- **10/18 at SEA:** Registered three tackles, 1.5 sacks and had two tackles for a loss
- **11/22 at STL:** Recorded two solo tackles and a forced fumble

2008 (w/ ARI, 16/0, 4/0)

Played in all 16 games and all four postseason games, including Super Bowl XLIII, in his rookie season and was a key contributor on special teams, totaling seven special teams tackles

- **9/7 at SF:** Recorded first career tackle

COLLEGE (at Miami (Fla.), 2009-12)

- Played in 36 career games, starting 25
- Career totals include 158 tackles, 19.5 sacks and 39 tackles for a loss
- Two-time All-ACC selection

PERSONAL

- Attended South (Aurora, Colo.) High School and was a two-time All-State selection
- As a senior, recorded 19.0 sacks, 188 tackles and two interceptions
- Garnered All-State accolades in basketball in his junior year
- Recipient of the 2015 Pop Warner Humanitarian Award, given to an individual who portrays both outstanding athletic achievement and high humanitarian principles while serving as an inspiration to the youth of today
- Twitter handle is @Campbell93

REGULAR SEASON CAREER STATISTICS

YEAR	TEAM	GP/GS	TKL	SOLO	ASST	SACKS	FF	FR	PD	TFL	INT
2008	ARI	16/0	21	17	4	0.0	1	0	1	2	0
2009	ARI	16/15	46	35	11	7.0	1	0	5	8	0
2010	ARI	15/15	60	46	14	6.0	0	1	2	13	0
2011	ARI	16/16	72	53	19	8.0	2	1	10	13	1
2012	ARI	13/12	63	50	13	6.5	0	0	6	13	0
2013	ARI	16/16	58	45	13	9.0	1	2	6	14	0
2014	ARI	14/14	58	48	10	7.0	1	0	3	16	1
2015	ARI	16/16	61	46	15	5.0	0	1	3	16	0
2016	ARI	16/16	53	34	19	8.0	2	3	6	12	1
2017	JAX	3/3	13	10	3	4.5	1	0	0	2	0
NFL totals: 10 yrs.		141/123	505	384	121	61.0	9	8	42	109	3

POSTSEASON CAREER STATISTICS

YEAR	TEAM	GP/GS	TKL	SOLO	ASST	SACKS	FF	FR	PD	TFL	INT
2008	ARI	4/0	4	3	1	0.0	0	0	1	0	0
2009	ARI	2/1	5	5	0	0.0	0	0	0	0	0
2014	ARI	1/1	4	0	4	0.0	0	0	0	0	0
2015	ARI	2/2	5	1	4	0.0	0	0	1	0	0
NFL totals: 4 yrs.		9/4	18	9	9	0.0	0	0	2	0	0

CAREER HIGHS

	GAME	SEASON
Tackles:	11 (two times; last 10/4/15 vs. STL)	72 (2011)
Sacks:	4.0 (9/10/17 at HOU)	9.0 (2013)
Forced fumbles:	1 (seven times; last: 12/11/16 at MIA)	2 (2011, '16)
Fumble recoveries:	1 (eight times; last: 12/24/16 at L.A.)	3 (2016)
Interceptions:	1 (three times; last: 10/6/16 at S.F.)	1 (2011, '14, '16)

CALAIS CAMPBELL

2017 GAME-BY-GAME STATISTICS

DATE	OPP	TKL	SOLO	ASST	SACKS	FF	FR	PD	TFL	INT
09/10	at Houston	6	4	2	4.0	0	0	0	2	0
09/17	vs. Tennessee	4	4	0	0.0	0	0	0	0	0
09/24	vs. Baltimore	3	2	1	0.5	1	0	0	0	0
10/01	at New York Jets									
10/08	at Pittsburgh									
10/15	vs. LA Rams									
10/22	at Indianapolis									
	BYE WEEK									
11/05	vs. Cincinnati									
11/12	vs. LA Chargers									
11/19	at Cleveland									
11/26	at Arizona									
12/03	vs. Indianapolis									
12/10	vs. Seattle									
12/17	vs. Houston									
12/24	at San Francisco									
12/31	at Tennessee									
2017 totals:		13	10	3	4.5	1	0	0	2	0

2016 GAME-BY-GAME STATISTICS

DATE	OPP	TKL	SOLO	ASST	SACKS	FF	FR	PD	TFL	INT
09/11	vs. New England	3	2	1	0.0	0	1	0	0	0
09/18	vs. Tampa Bay	3	2	1	0.0	0	0	1	0	0
09/25	at Buffalo	4	4	0	0.0	0	0	1	1	0
10/02	vs. Los Angeles	1	1	0	0.0	0	0	0	1	0
10/06	at San Francisco	4	3	1	2.0	0	0	1	2	1
10/17	vs. NYJ	1	1	0	0.0	0	0	0	1	0
10/23	vs. Seattle	2	2	0	0.0	0	0	0	1	0
10/30	at Carolina	9	1	8	0.0	0	0	0	0	0
	BYE WEEK									
11/13	vs. San Francisco	3	2	1	1.0	0	0	0	1	0
11/20	at Minnesota	3	1	2	0.0	0	0	2	0	0
11/27	at Atlanta	3	3	0	0.0	0	0	0	1	0
12/04	vs. Washington	3	3	0	1.0	1	0	1	0	0
12/11	at Miami	3	3	0	0.0	1	0	0	0	0
12/18	vs. New Orleans	4	4	0	2.0	0	1	0	2	0
12/24	at Seattle	4	1	3	0.5	0	1	0	1	0
01/01	at Los Angeles	3	1	2	1.5	0	0	0	1	0
2016 totals:		53	34	19	8.0	2	3	6	12	1

2015 GAME-BY-GAME STATISTICS

DATE	OPP	TKL	SOLO	ASST	SACKS	FF	FR	PD	TFL	INT
09/13	vs. New Orleans	6	5	1	0.0	0	0	0	1	0
09/20	at Chicago	6	4	2	0.0	0	0	1	0	0
09/27	vs. San Francisco	2	1	1	0.0	0	0	0	0	0
10/04	vs. St. Louis	11	10	1	0.5	0	0	0	3	0
10/11	at Detroit	2	2	0	0.0	0	0	0	1	0
10/18	at Pittsburgh	5	3	2	1.0	0	0	0	1	0
10/26	vs. Baltimore	5	5	0	0.0	0	0	0	3	0
11/01	at Cleveland	3	2	1	0.0	0	0	0	0	0
	BYE WEEK									
11/15	at Seattle	3	0	3	0.0	0	0	0	0	0
11/22	vs. Cincinnati	3	1	2	0.0	0	0	0	0	0
11/29	at San Francisco	3	2	1	0.0	0	0	0	1	0
12/06	at St. Louis	0	0	0	0.0	0	0	0	0	0
12/10	vs. Minnesota	4	4	0	1.0	0	1	0	3	0
12/27	vs. Green Bay	6	5	1	2.5	0	0	0	3	0
01/03	vs. Seattle	2	2	0	0.0	0	0	0	0	0
2015 totals:		61	46	15	5.0	0	1	3	16	0
01/16	vs. Green Bay	2	0	2	0.0	0	0	1	0	0
01/24	at Carolina	3	1	2	0.0	0	0	0	0	0
Postseason totals:		5	1	4	0.0	0	0	1	0	0

2014 GAME-BY-GAME STATISTICS

DATE	OPP	TKL	SOLO	ASST	SACKS	FF	FR	PD	TFL	INT
09/08	vs. San Diego	0	0	0	0.0	0	0	0	0	0
09/14	at N.Y. Giants	10	10	0	1.0	0	0	0	3	0
09/21	vs. San Francisco	4	4	0	0.0	0	0	0	1	0
	BYE WEEK									
10/05	at Denver	2	2	0	0.0	0	0	1	1	1
10/12	vs. Washington				ina					
10/19	at Oakland				ina					
10/26	vs. Philadelphia	2	1	1	0.0	0	0	0	0	0
11/02	at Dallas	4	2	2	0.0	0	0	0	1	0
11/09	vs. St. Louis	6	5	1	2.0	0	0	0	4	0
11/16	vs. Detroit	4	3	1	0.0	1	0	0	0	0
11/23	at Seattle	6	4	2	3.0	0	0	0	3	0
11/30	at Atlanta	4	3	1	0.0	0	0	0	0	0
12/07	vs. Kansas City	6	5	1	1.0	0	0	1	1	0
12/11	at St. Louis	5	4	1	0.0	0	0	0	0	0
12/21	vs. Seattle	0	0	0	0.0	0	0	0	0	0
12/28	at San Francisco	5	5	0	0.0	0	0	1	2	0
2014 totals:		58	48	10	7.0	1	0	3	16	1
01/03	at Carolina	4	0	4	0.0	0	0	0	0	0
Postseason totals:		4	0	4	0.0	0	0	0	0	0

2013 GAME-BY-GAME STATISTICS

DATE	OPP	TKL	SOLO	ASST	SACKS	FF	FR	PD	TFL	INT
09/08	at St. Louis	3	3	0	0.0	0	0	0	1	0
09/15	vs. Detroit	2	2	0	1.0	0	1	0	1	0
09/22	at New Orleans	3	2	1	0.0	0	0	0	0	0
09/29	at Tampa Bay	2	2	0	0.0	0	0	0	1	0
10/06	vs. Carolina	4	4	0	2.0	1	0	0	2	0
10/13	at San Francisco	3	3	0	0.0	1	0	0	2	0
10/17	vs. Seattle	8	7	1	0.0	0	1	0	1	0
10/27	vs. Atlanta	5	5	0	1.0	0	1	0	1	0
	BYE WEEK									
11/10	vs. Houston	4	0	4	0.0	0	0	1	0	0
11/17	at Jacksonville	2	2	0	1.0	0	0	1	1	0
11/24	vs. Indianapolis	4	2	2	0.5	0	0	0	0	0
12/01	at Philadelphia	3	2	1	0.5	0	0	1	0	0
12/08	vs. St. Louis	3	2	1	0.0	0	0	1	0	0
12/15	at Tennessee	3	2	1	0.0	0	0	0	1	0
12/22	at Seattle	4	3	1	2.0	0	0	0	2	0
12/29	vs. San Francisco	5	4	1	1.0	0	0	0	1	0
2013 totals:		58	45	13	9.0	1	2	6	14	0

A.J. CANN

60

A.J. CANN

OFFENSIVE LINEMAN

6-3 315 LBS.

SOUTH CAROLINA

BORN OCTOBER 3, 1991

BAMBERG, SOUTH CAROLINA

ACQ: 3RD ROUND OF 2015 DRAFT (67TH)

EXP: 3RD YEAR



TRANSACTIONS

Originally drafted by Jacksonville in third round (67th overall) in 2015 draft

PRO (Games played/started - 34/32)

- Third-year G emerged as a starter in Week 4 of the 2015 season
- Highest drafted player by the Jaguars from the University of South Carolina

2017 (w/ JAX - 3/3)

- **9/10 at HOU:** Started at RG and helped pave the way for the team to rush for 155 yards ... Did not allow a sack
- **9/17 vs. TEN:** Started at RG
- **9/24 vs. BAL:** Started at RG and helped the team rush for 166 yards and did not allow a sack

2016 (w/ JAX - 16/16)

Part of a unit that surrendered 34 sacks, its least amount since 2007

- **9/11 at G.B.:** Started the team's season opener at RG
- **9/18 at S.D.:** Started at RG
- **9/25 vs. BAL:** Started at RG
- **10/2 vs. IND:** Started at RG and helped the team rush for 136 yards
- **10/16 at CHI:** Started at RG
- **10/23 vs. OAK:** Started at RG
- **10/27 at TEN:** Started at RG
- **11/6 at K.C.:** Started at RG, helping the team rush for a season-high 205 yards
- **11/13 vs. HOU:** Started at RG
- **11/20 at DET:** Started at RG in his 25th career game
- **11/27 at BUF:** Started at RG
- **12/4 vs. DEN:** Started at RG and helped the team rush for 154 yards
- **12/11 vs. MIN:** Started at RG
- **12/18 at HOU:** Started at RG
- **12/24 vs. TEN:** Started at RG
- **1/1 at IND:** Started at RG, helping the team rush for 182 yards

2015 (w/ JAX - 15/13)

Rookie offensive lineman started 13 games at RG

- **10/4 at IND:** Made his first career start at RG, helping fellow rookie RB T.J. Yeldon rush for 100+ yards
- **10/25 vs. BUF:** Started at RG, helping RB T.J. Yeldon rush for a season-high 115 yards
- **12/13 vs. IND:** Started at RG, helping the Jaguars rush for a season-high 154 yards

COLLEGE (at South Carolina, 2010-15)

- Four-year starter, starting in 51 games, the second-most in school history (T.J. Johnson, 53)
- Three-time member of the SEC Fall Academic Honor Roll
- In 2014, named first-team All-America by Sporting News, ESPN.com and CBSsportsline.com, was a second-team All-American by Walter Camp, Associated Press and Sports Illustrated, and a third-team selection by College Sports Madness
- Earned first team All-SEC honors by the coaches and ESPN.com and was a second-team pick by the AP
- In 2013, voted a permanent team captain as a junior
- Majored in African American studies


PERSONAL

- Played on both sides of the ball for Head Coach Kevin Crosby at Bamberg-Ehrhardt (S.C.) High School
- Graded out at 96 percent with 60 knockdown blocks as an offensive tackle
- Did not give up a sack
- A.J. Cann's given name is Aaron
- Twitter handle is @AJCann50

KEELAN COLE

84

KEELAN COLE



WIDE RECEIVER

6-1 194 LBS

KENTUCKY WESLEYAN

BORN APRIL 20, 1993

LOUISVILLE, KENTUCKY

ACQ: FREE AGENT 2017

EXP: ROOKIE

TRANSACTIONS

Originally signed as an undrafted free agent on 5/10/17

PRO (Games played/started - 3/1)

• Totaled five receptions for 132 yards (26.4 avg.) with one TD and also returned one punt for 31 yards in the 2017 preseason

2017 (w/ JAX - 3/1)

- **9/10 at HOU:** Saw action at WR and on special teams
- **9/17 vs. TEN:** Recorded his first career reception and finished the game with two receptions for 13 yards
- **9/24 vs. BAL:** Made his first career NFL start at WR and recorded one reception for 13 yards

COLLEGE (at Kentucky Wesleyan, 2013-16)

- Named to the D2football.com All-American First Team, Associated Press Little All-American First Team and the Don Hansen All-American First Team
- Led the nation in kickoffs returned for a TD (two) and ranked second in all-purpose yards (198.1 yards per game) as a senior
- Named Great Midwest Athletic Conference Offensive and Special Teams Player of the Year in 2016
- Led the NCAA in receiving yards (1,577), receiving yards per game (141.5) and receiving TDs (21) as a sophomore in 2014

PERSONAL

- Coached by Tyrann Scroggins at Central (Ky.) High School, where he was a four-year letterwinner and two-year starter at DB, WR and QB

REGULAR SEASON CAREER STATISTICS

YEAR	TEAM	GP/GS	RECs	YDS	AVG.	LG	TD
2017	JAX	3/1	3	26	8.7	13	0
NFL totals: 1 yr.		3/1	3	26	8.7	13	0

2017 GAME-BY-GAME STATISTICS

DATE	OPP	RECs	YDS	AVG.	LG	TD
09/10	at Houston	0	0	0.0	0	0
09/17	vs. Tennessee	2	13	6.5	11	0
09/24	vs. Baltimore	1	13	13.0	13	0
10/01	at New York Jets					
10/08	at Pittsburgh					
10/15	vs. LA Rams					
10/22	at Indianapolis					
	BYE WEEK					
11/05	vs. Cincinnati					
11/12	vs. LA Chargers					
11/19	at Cleveland					
11/26	at Arizona					
12/03	vs. Indianapolis					
12/10	vs. Seattle					
12/17	vs. Houston					
12/24	at San Francisco					
12/31	at Tennessee					
2017 totals:		3	26	8.7	13	0

Additional Statistics: one special teams tackle

AARON COLVIN

22

AARON COLVIN

CORNERBACK
6-0 193 LBS.
OKLAHOMA
BORN OCTOBER 2, 1991
TULSA, OKLAHOMA
ACQ: 4TH ROUND OF 2014 DRAFT (114TH)
EXP: 4TH YEAR



TRANSACTIONS

Originally drafted by Jacksonville in the fourth round (114th overall) of the 2014 draft ... Placed on injured reserve on 12/23/16

PRO (Games played/started - 35/20)

- Since 2015, his 5.0 sacks are most in the NFL by a CB and tied for the most by a defensive back (K.C.'s **Ron Parker**)
- Began rookie season on reserve/physically unable to perform list after suffering an ACL injury while playing for the Jaguars coaching staff on the South squad at the Senior Bowl in 2014

2017 (w/ JAX - 3/0)

- **9/10 at HOU:** Saw action at CB and recorded one solo tackle
- **9/17 vs. TEN:** Recorded three solo tackles
- **9/24 vs. BAL:** Recorded one solo tackle and one pass defended

2016 (w/ JAX - 10/4)

Missed the first four games of the season on the Reserve/Suspended by the Commissioner list

- **10/16 at CHI:** Made his season debut, posting five solo tackles, including one tackle for loss
- **10/23 vs. OAK:** Tallied three solo tackles at CB
- **10/27 at TEN:** Started at LCB and made two tackles (one solo)
- **11/6 at K.C.:** Saw action at CB and made seven tackles (five solo)
- **11/13 vs. HOU:** Saw action at CB and registered a seven-yard sack
- **11/20 at DET:** Started at CB and recorded two solo tackles before exiting the game with a concussion
- **11/27 at BUF:** Saw action at CB and on special teams
- **12/4 vs. DEN:** Saw action at CB and made one solo tackle
- **12/11 vs. MIN:** Started at CB and made one tackle
- **12/18 at HOU:** Started at CB before exiting the game with an ankle injury

2015 (w/ JAX - 16/15)

Started in 15 of 16 games at RCB, totaling 73 tackles (60 solo), seven passes defended, six tackles for loss and 4.0 sacks ... His 4.0 sacks are the most by an NFL DB since **Roman Harper's** 7.5 sacks in 2011 and the most by a Jaguars DB since **Aaron Beasley's** 5.0 sacks in 2000 (Colvin's 4.0 sacks are the second-most by a Jaguars DB in franchise history)

- **9/20 vs. MIA:** Made six tackles (five solo)
- **10/4 at IND:** Started at RCB, recording six tackles (five solo), including two tackles for loss, and his first career sack
- **10/11 at T.B.:** Started at RCB, tallying five tackles (five solo) and one sack
- **10/25 vs. BUF:** Made six tackles (six solo), including a sack-fumble that DE **Chris Clemons** returned for a TD ... Recorded the game-clinching PBU with 57 seconds remaining in the game to force a turnover on downs
- **11/8 at NYJ:** Made a season-high eight tackles (four solo), including one tackle for loss
- **11/19 vs. TEN:** Started at RCB, making seven tackles (seven solo), three passes defended and one sack
- **12/27 at N.O.:** Started at RCB and made a season-high nine tackles (five solo)

2014 (w/ JAX - 6/1)

Saw action in six games as a rookie and totaled 25 tackles (21 solo), two passes defended, two QB hits and one fumble recovery ... Placed on the reserve/physically unable to perform list on Aug. 26 and was activated to 53-man roster on Nov. 11

- **11/23 at IND:** Made NFL debut and saw action at CB and on special teams ... Finished with one solo tackle
- **11/30 vs. NYG:** Saw extensive action at CB ... Scored a TD on a 41-yard fumble return in the fourth quarter, his first career score ... It marked the fifth-longest fumble recovery for a touchdown in team history and longest since 2007 (77 yards, Daryl Smith, Oct. 14 vs. Houston)
- **12/7 vs. HOU:** Registered five tackles (four solo) and added one special teams tackle
- **12/18 vs. TEN:** Posted a career-high seven solo tackles and one pass defended

COLLEGE (at Oklahoma, 2010-13)

- Four-year letterman
- Appeared in 50 games with 36 starts

- Career totals include 234 tackles (170 solo), 15 tackles for a loss, 3.5 sacks, five INTs, one forced fumble, three fumble recoveries and 23 passes defended
- Started 35 of his last 36 games
- Named a semifinalist for the Thorpe Award as a senior, given to the top defensive back in college football
- Was All-Big 12 first-team selection by coaches, AP and the San Antonio Express-News
- Majored in communications

PERSONAL

- Attended Owasso (Okla.) High School
- Son of Bryant and Lisa Colvin
- Twitter handle is @AColvin_22

REGULAR SEASON CAREER STATISTICS

YEAR	TEAM	GP/GS	TKL	SOLO	ASST	SACKS	FF	FR	PD	INT
2014	JAX	6/1	25	21	4	0.0	0	1	2	0
2015	JAX	16/15	73	60	13	4.0	1	0	7	0
2016	JAX	10/4	22	18	4	1.0	0	0	0	0
2017	JAX	3/0	5	5	0	0.0	0	0	1	0
NFL totals: 3 yrs.		35/20	126	105	21	5.0	1	1	10	0

CAREER HIGHS

	GAME	SEASON
Tackles:	8 (11/8/15 at NYJ)	73 (2015)
Sacks:	1.0 (five times, last: 11/13/16 vs. HOU)	4.0 (2016)
Passes defended:	3 (11/19/15 vs. TEN)	7 (2015)
Forced fumbles:	1 (10/25/15 vs. BUF)	1 (2015)
Fumble recoveries:	1 (11/30/14 vs. NYG)	1 (2014)

2017 GAME-BY-GAME STATISTICS

DATE	OPP	TKL	SOLO	ASST	SACKS	FF	FR	PD	INT
09/10	at Houston	1	1	0	0.0	0	0	0	0
09/17	vs. Tennessee	3	3	0	0.0	0	0	0	0
09/24	vs. Baltimore	1	1	0	0.0	0	0	1	0
10/01	at New York Jets								
10/08	at Pittsburgh								
10/15	vs. LA Rams								
10/22	at Indianapolis								
	BYE WEEK								
11/05	vs. Cincinnati								
11/12	vs. LA Chargers								
11/19	at Cleveland								
11/26	at Arizona								
12/03	vs. Indianapolis								
12/10	vs. Seattle								
12/17	vs. Houston								
12/24	at San Francisco								
12/31	at Tennessee								
2017 totals:		5	5	0	0.0	0	0	1	0

2016 GAME-BY-GAME STATISTICS

DATE	OPP	TKL	SOLO	ASST	SACKS	FF	FR	PD	INT
09/11	vs. Green Bay				--				
09/18	at San Diego				--				
09/25	vs. Baltimore				--				
10/02	vs. Indianapolis				--				
	BYE WEEK								
10/16	at Chicago	5	5	0	0.0	0	0	0	0
10/23	vs. Oakland	3	3	0	0.0	0	0	0	0
10/27	at Tennessee	2	1	1	0.0	0	0	0	0
11/06	Kansas City	7	5	2	0.0	0	0	0	0
11/13	vs. Houston	1	1	0	1.0	0	0	0	0
11/20	at Detroit	2	2	0	0.0	0	0	0	0
11/27	at Buffalo	0	0	0	0.0	0	0	0	0
12/04	vs. Denver	1	1	0	0.0	0	0	0	0
12/11	vs. Minnesota	1	0	1	0.0	0	0	0	0
12/18	at Houston	0	0	0	0.0	0	0	0	0
12/24	vs. Tennessee				IR				
01/01	at Indianapolis				IR				
2016 totals:		22	18	4	1.0	0	0	0	0

AARON COLVIN



2015 GAME-BY-GAME STATISTICS

DATE	OPP	TKL	SOLO	ASST	SACKS	FF	FR	PD	INT
09/13	vs. Carolina	2	1	1	0.0	0	0	0	0
09/20	vs. Miami	6	5	1	0.0	0	0	0	0
09/27	at New England	2	2	0	0.0	0	0	0	0
10/04	at Indianapolis	6	5	1	1.0	0	0	0	0
10/11	at Tampa Bay	6	5	1	1.0	0	0	0	0
10/18	vs. Houston	4	4	0	0.0	0	0	0	0
10/25	vs. Buffalo	6	6	0	1.0	1	0	1	0
BYE WEEK									
11/08	at N.Y. Jets	8	4	4	0.0	0	0	0	0
11/15	at Baltimore	4	3	1	0.0	0	0	0	0
11/19	vs. Tennessee	7	7	0	1.0	0	0	3	0
11/29	vs. San Diego	3	3	0	0.0	0	0	1	0
12/06	at Tennessee	0	0	0	0.0	0	0	1	0
12/13	vs. Indianapolis	2	2	0	0.0	0	0	0	0
12/20	vs. Atlanta	3	3	0	0.0	0	0	0	0
12/27	at New Orleans	9	5	4	0.0	0	0	0	0
01/03	at Houston	5	4	1	0.0	0	0	1	0
2015 totals:		73	60	13	4.0	1	0	7	0



2014 GAME-BY-GAME STATISTICS

DATE	OPP	TKL	SOLO	ASST	SACKS	FF	FR	PD	INT
09/07	at Philadelphia				PUP				
09/14	at Washington				PUP				
09/21	vs. Indianapolis				PUP				
09/28	at San Diego				PUP				
10/05	vs. Pittsburgh				PUP				
10/12	at Tennessee				PUP				
10/19	vs. Cleveland				PUP				
10/26	vs. Miami				PUP				
11/02	at Cincinnati				PUP				
11/09	vs. Dallas				PUP				
BYE WEEK									
11/23	at Indianapolis	1	1	0	0.0	0	0	0	0
11/30	vs. N.Y. Giants	4	3	1	0.0	0	1	1	0
12/07	vs. Houston	5	4	1	0.0	0	0	0	0
12/14	at Baltimore	4	3	1	0.0	0	0	0	0
12/18	vs. Tennessee	7	7	0	0.0	0	0	1	0
12/28	at Houston	4	3	1	0.0	0	0	0	0
2014 totals:		25	21	4	0.0	0	1	2	0

SHELDON DAY

92

SHELDON DAY

DEFENSIVE TACKLE

6-1 294 LBS.

NOTRE DAME

BORN JULY 1, 1994

INDIANAPOLIS, INDIANA

ACQ: 4TH ROUND OF 2016 DRAFT (103RD)

EXP: 2ND YEAR



TRANSACTIONS

- Originally drafted by Jacksonville in the fourth round (103rd overall) of the 2016 NFL Draft

PRO (Games played/started - 18/0)

Rookie DT who made his rookie debut in the team's season opener in 2016

2017 (w/ JAX - 2/0)

- 9/10 at HOU: Saw action at DT and assisted on one tackle
- 9/17 vs. TEN: Inactive
- 9/24 vs. BAL: Saw action at DT

2016 (w/ JAX - 16/0)

- 9/11 vs. G.B.: Made his Jaguars debut and played seven snaps at DT and one on special teams
- 9/18 at S.D.: Saw action at DT and made one solo tackle for loss
- 9/25 vs. BAL: Saw action at DT, making his first career tackle, and on special teams
- 10/2 vs. IND: Played 17 snaps at DT and had one tackle for loss
- 10/16 at CHI: Saw action at DT and on special teams
- 10/23 vs. OAK: Saw action at DT and on special teams
- 10/27 at TEN: Saw action at DT and recorded one tackle for loss
- 11/6 at K.C.: Saw action at DT
- 11/13 vs. HOU: Saw action at DT and on special teams
- 11/20 at DET: Saw action at DT and on special teams
- 11/27 at BUF: Saw action at DT and on special teams
- 12/4 vs. DEN: Saw action at DT and on special teams
- 12/11 vs. MIN: Saw action at DT and made one tackle
- 12/18 at HOU: Saw action at DT and made one solo tackle
- 12/24 vs. TEN: Saw action at DT and made his first career sack on QB **Marcus Mariota**
- 1/1 at IND: Saw action at DT and assisted on one tackle

COLLEGE (at Notre Dame, 2012-15)

As a senior, named season-long captain at the end of camp ... Registered 45 tackles (33 solo), 15.5 tackles for loss, 4.0 sacks, four passes defended and two forced fumbles ... His 15.5 tackles for loss were the most by a Notre Dame player since **Derek Landri** in 2006 ... Recorded at least one tackle for loss in 11 of the team's 13 games ... As a junior, registered 40 tackles (24 solo), 7.5 tackles for loss, one sack, nine quarterback hurries, two passes defended and two fumble recoveries ... Played in all 13 games as a true freshman

PERSONAL

- Son of David Day and Carol Boyd
- Attended Warren Central (Indianapolis) High School
- Second-team selection on SI.com High School All-America team
- Ranked the sixth-best defensive tackle in the country and the 50th-best player in his class by Scout.com
- Runner-up for 2011 Indiana Mr. Football award as chosen by the Indiana Football Coaches Association
- Made 55 tackles, 12 for loss, nine sacks, 12 quarterback pressures and two fumble recoveries as a senior

REGULAR SEASON CAREER STATISTICS

YEAR	TEAM	GP/GS	TKL	SOLO	ASST	ST	SACKS	FF	FR	PD	TFL
2016	JAX	16/0	8	6	2	0	1.0	0	0	0	2
2017	JAX	2/0	1	0	1	0	0.0	0	0	0	0
NFL totals:		2 yr. 18/0	9	6	3	0	1.0	0	0	0	2

2017 GAME-BY-GAME STATISTICS

DATE	OPP	TKL	SOLO	ASST	ST	SACKS	FF	FR	PD	TFL	
09/10	at Houston	1	0	1	0	0.0	0	0	0	0	
09/17	vs. Tennessee				Inactive						
09/24	vs. Baltimore	0	0	0	0	0.0	0	0	0	0	
10/01	at New York Jets										
10/08	at Pittsburgh										
10/15	vs. LA Rams										
10/22	at Indianapolis										
BYE WEEK											
11/05	vs. Cincinnati										
11/12	vs. LA Chargers										
11/19	at Cleveland										
11/26	at Arizona										
12/03	vs. Indianapolis										
12/10	vs. Seattle										
12/17	vs. Houston										
12/24	at San Francisco										
12/31	at Tennessee										
2017 totals:		1	0	1	0	0.0	0	0	0	0	


2016 GAME-BY-GAME STATISTICS

DATE	OPP	TKL	SOLO	ASST	ST	SACKS	FF	FR	PD	TFL	
09/11	vs. Green Bay	0	0	0	0	0.0	0	0	0	0	
09/18	at San Diego	1	1	0	0	0.0	0	0	0	1	
09/25	vs. Baltimore	1	1	0	0	0.0	0	0	0	0	
10/02	vs. Indianapolis	1	1	0	0	0.0	0	0	0	1	
BYE WEEK											
10/16	at Chicago	0	0	0	0	0.0	0	0	0	0	
10/23	vs. Oakland	0	0	0	0	0.0	0	0	0	0	
10/27	at Tennessee	1	1	0	0	0.0	0	0	0	1	
11/06	at Kansas City	0	0	0	0	0.0	0	0	0	0	
11/13	vs. Houston	0	0	0	0	0.0	0	0	0	0	
11/20	at Detroit	0	0	0	0	0.0	0	0	0	0	
11/27	at Buffalo	0	0	0	0	0.0	0	0	0	0	
12/04	vs. Denver	0	0	0	0	0.0	0	0	0	0	
12/11	vs. Minnesota	1	0	1	0	0.0	0	0	0	0	
12/18	at Houston	1	1	0	0	0.0	0	0	0	0	
12/24	vs. Tennessee	1	1	0	0	1.0	0	0	0	1	
01/01	at Indianapolis	1	0	1	0	0.0	0	0	0	0	
2016 totals:		8	6	2	0	1.0	0	0	0	4	

LEONARD FOURNETTE

27 LEONARD FOURNETTE

RUNNING BACK
6-0 228 LBS.
LOUISIANA STATE
BORN JANUARY 18, 1995
NEW ORLEANS, LOUISIANA
ACQ: FIRST ROUND OF 2017 DRAFT (4TH)
EXP: ROOKIE



TRANSACTIONS

Drafted by Jacksonville in the first round (fourth overall) in the 2017 draft

PRO (Games played/started - 3/3)

- Became the first player in Jaguars history to rush for at least 100 yards in his NFL debut and also became the eighth player in NFL history to register at least 100 rushing yards, one-plus rushing TD and three-plus receptions in their NFL debut
- First Jaguars player to record a TD in first three career games

2017 (w/ JAX - 3/3)

- 9/10 at HOU:** Started at RB and made his NFL debut ... Rushed 26 times for 100 yards and one TD and tied for the team lead with three receptions for 24 yards ... Became the first player in Jaguars history to rush for at least 100 yards in his NFL debut and also became the eighth player in NFL history to register at least 100 rushing yards, one-plus rushing TD and three-plus receptions in their NFL debut
- 9/17 vs. TEN:** Rushed 14 times for 40 yards and one TD, while adding two receptions for 21 yards
- 9/24 vs. BAL:** Rushed 17 times for 59 yards and one TD and recorded three receptions for 21 yards

COLLEGE (at LSU, 2014-16)

- Set or tied 23 school records during his career (eight single-season, five single-game, seven bowl and three career)
- Finished career ranked fourth in LSU history with 3,830 rushing yards in only 32 games
- Ranks second in school history in all-purpose yards per game (155.7), third in overall TDs (42), fourth in rushing TDs (40) and all-purpose yards (4,981) and seventh in scoring (252)
- Holds LSU career records for yards per play (6.2), rushing yards per game (119.7), 200-yard rushing games (five) and consecutive 100-yard rushing games (nine)
- Cracked the 100-yard mark 19 of his 32 games played and went over 200 yards a school-record five times
- Fastest player in LSU history to reach 2,000 and 3,000 yards
- Only player in school history to rush for 1,000 yards in each of his first two seasons

2016 (Junior)

Limited for most of the season due to an ankle injury suffered in training camp ... Rushed for 100 or more yards in the first four games that he played ... Earned Second-Team All-SEC honors from the league's coaches and the Associated Press

- 9/3 vs. Wisconsin:** Opened the season with 138 yards
- 9/17 vs. Mississippi State:** Tallied 147 rushing yards and two TDs
- 10/22 vs. Mississippi:** Set the single-season school record with 284 yards and three TDs on 16 carries ... His 17.8 yards per carry mark set a single-game school record
- 11/12 at Arkansas:** Posted three rushing TDs

2015 (Sophomore)

Consensus first-team All-American ... Led the SEC and nation in rushing with 162.8 yards per game ... Finished the season with 1,953 rushing yards and 22 TDs - both single-season school records ... Tied the school record with 10 games of at least 100 rushing yards and set LSU mark with four 200-yard games ... Became the fastest player in LSU history to reach 1,000 rushing yards in a season (five games), becoming only the 10th player in FBS history to achieve the feat in the fifth game of the season ... Tallied 834 rushing yards in the first four games, the most in LSU history and the most by an FBS player through four games since at least 2000 ... Led SEC and ranked among the top five in the nation in all-purpose yards (183.8 yards per game) and tied for first in the league in scoring with 11.5 points per contest

- 9/12 at Mississippi State:** Posted then-career highs with 28 carries, 159 rushing yards and three rushing TDs
- 9/19 vs. Auburn:** Rushed for 228 yards and tied a career high with three TDs on 19 carries
- 9/26 at Syracuse:** Set a career high with 244 rushing yards, the most by an LSU player on the road and third-most overall, and registered three TDs
- 10/3 vs. Eastern Michigan:** Tallied 233 rushing yards and three TDs, becoming the first player in SEC history to rush for 200-plus yards in three consecutive games
- 10/10 vs. South Carolina:** Posted 20 rushes for 158 yards (7.9 avg.), including an 87-yard TD
- 12/29 vs. Texas Tech:** Capped season with an NCAA bowl record-tying five TDs

(four rushing, one receiving) to go along with 212 rushing yards

2014 (Freshman)

Set a school freshman rushing record with 1,034 yards ... Led the SEC in all-purpose yards per game (137.4) ... Ranked sixth in the SEC in rushing with 79.5 per game and was fourth in kickoff returns with a 26.0 average ... Posted five 100-yard rushing games ... In the six games he started, rushed for 100 yards or more four times and averaged 98.5 yards and one TD in each of those contests

- 10/11 at Florida:** Posted 140 rushing yards, the most by an LSU true freshman RB since 2003, and two TDs

HIGH SCHOOL

- A four-year starting running back at St. Augustine (La.)
- Listed as the No. 1 overall prospect by ESPN.com and Scout.com
- Named the USA Today National Offensive Player of the Year and a member of the All-USA First Team
- Selected to the Parade All-America first team
- Awarded the 2013 and 2014 Louisiana Gatorade Player of the Year awards, the first player in the state to win it twice
- Finished his high school career with 7,619 rushing yards and 88 rushing TDs

PERSONAL

- Parents are Leonard and Lory Fournette
- Brother, Lanard, is a member of the LSU football team
- Has a daughter, Lyric, and one son

REGULAR SEASON CAREER STATISTICS												
		RUSHING						RECEIVING				
YEAR	TEAM	GP/GS	NO	YDS	AVG	LG	TD	NO	YDS	AVG	LG	TD
2017	JAX	3/3	57	199	3.5	17	3	8	66	8.3	12	0
Career totals: 1 yr.		3/3	57	199	3.5	17	3	8	66	8.3	12	0

2017 GAME-BY-GAME STATISTICS												
		RUSHING						RECEIVING				
DATE	GAME	NO	YDS	AVG	LG	TD	NO	YDS	AVG	LG	TD	
09/10	at Houston	26	100	3.8	17	1	3	24	8.0	12	0	
09/17	vs. Tennessee	14	40	2.9	7	1	2	21	10.5	11	0	
09/24	vs. Baltimore	17	59	3.5	15	1	3	21	7.0	10	0	
10/01	at New York Jets											
10/08	at Pittsburgh											
10/15	vs. LA Rams											
10/22	at Indianapolis											
	BYE WEEK											
11/05	vs. Cincinnati											
11/12	vs. LA Chargers											
11/19	at Cleveland											
11/26	at Arizona											
12/03	vs. Indianapolis											
12/10	vs. Seattle											
12/17	vs. Houston											
12/24	at San Francisco											
12/31	at Tennessee											
2017 totals:		57	199	3.5	17	3	8	66	8.3	12	0	

DANTE FOWLER JR.

56 DANTE FOWLER JR.

DEFENSIVE END
6-3 255 LBS
FLORIDA
BORN AUGUST 3, 1994
ST. PETERSBURG, FLORIDA
ACQ: 1ST ROUND OF 2015 DRAFT (3RD)
EXP: 3RD YEAR



TRANSACTIONS

Originally drafted by Jacksonville in the first round (third overall) of the 2015 draft ... Placed on injured reserve on 8/29/15

PRO (Games played/started - 19/1)

- First defensive player selected in the 2015 NFL Draft
- Second-highest defensive player drafted in Jaguars history (LB **Kevin Hardy** was selected 2nd overall in 1996)
- Joined RB **Fred Taylor** (9th, 1998), S **Reggie Nelson** (21st, 2007) and DE **Derrick Harvey** (8th, 2008) as the only players in franchise history to be drafted out of the University of Florida in the first round
- Joins Harvey as the only DEs selected in the first round in franchise history
- Ninth player selected by the Jaguars from the University of Florida, the most of any college/university in franchise history
- Became third Florida DE in last three years to be drafted in first round

2017 (w/ JAX - 3/0)

- **9/10 at HOU:** Saw action at DE and recorded three solo tackles, one tackle for a loss, one sack, one forced fumble and returned one fumble 53 yards for a score
- **9/17 vs. TEN:** Saw action at DE
- **9/24 vs. BAL:** Recorded two solo tackles, one sack and one tackle for a loss

2016 (w/ JAX - 16/1)

Made his NFL debut in the team's season opener

- **9/11 vs. G.B.:** Started at LEO and made three tackles (two solo) and one tackle for loss
- **9/18 at S.D.:** Recorded a career-high six tackles (five solo), including 2.0 sacks
- **9/25 vs. BAL:** Saw action at LEO and made one solo tackle and recorded his first career pass defended
- **10/2 vs. IND:** Saw action at LEO and made two solo tackles ... Posted two QB hurries, one of which resulted in **Yannick Ngakoue's** first-quarter INT after he tipped QB **Andrew Luck's** attempt
- **10/16 at CHI:** Saw action at LEO and made one solo tackle
- **10/23 vs. OAK:** Tallied two solo tackles at LEO
- **10/27 at TEN:** Saw action at LEO and totaled two tackles
- **11/6 at K.C.:** Saw action at LEO, making four tackles (one solo) and was credited with 0.5 sack
- **11/13 vs. HOU:** Saw action at LEO and made one solo tackle
- **11/20 at DET:** Saw action at LEO and made one solo tackle for loss
- **11/27 at BUF:** Saw action at LEO and made one tackle
- **12/4 vs. DEN:** Saw action at LEO and made four solo tackles, including one tackle for loss
- **12/11 vs. MIN:** Saw action at LEO and made one solo tackle
- **12/18 at HOU:** Saw action at LEO before exiting the game with a hip pointer
- **12/24 vs. TEN:** Tallied two solo tackles, along with 1.0 sack, two passes defended and three QB hits
- **1/1 at IND:** Saw action at LEO and assisted on one tackle, recorded 0.5 sack, one pass defended and two QB hits

2015 (w/ JAX - IR)

- Suffered a torn ACL on May 18, 2015 in Jaguars rookie mini-camp and was placed on IR on August 29, 2015

COLLEGE (at Florida, 2012-14)

- Declared for the NFL Draft following his junior season
- Played in 37 games with 25 starts
- Career totals included 140 tackles (73 solo), 34 tackles for loss, 14.5 sacks, five forced fumbles, two fumble recoveries and two passes defended
- Started the final 24 games of his career
- Served as a team captain his junior season and two games as a sophomore

PERSONAL

- Attended Lakewood Senior (St. Petersburg, Fla.) High School, where he played for Head Coach Cory Moore
- A five-star prospect ranked as the No. 3 weakside defensive side and No. 28 recruit overall by Rivals.com
- Ranked in the Rivals100 national list (No. 28), as well as the ESPN 150 national list (No. 71)

- Named an Honorable Mention All-American by Sports Illustrated
- Also competed as a shot putter, recording a top-throw of 14.32 meters
- Son of Lanora and Dante Fowler Sr.
- Has one son, Dante Fowler III, who is three years old
- Has two younger brothers, Donterio and Cam'Ron
- Twitter handle is @DanteFowler



REGULAR SEASON CAREER STATISTICS

YEAR	TEAM	GP/GS	TKL	SOLO	ASST	ST	SACKS	FF	FR	PD	TFL
2015	JAX					IR					
2016	JAX	16/1	32	23	9	0	4.0	0	0	5	6
2017	JAX	3/0	5	5	0	0	2.0	1	1	0	2
NFL totals: 3 yrs. 19/1			37	28	9	0	6.0	1	1	5	8



2017 GAME-BY-GAME STATISTICS

DATE	OPP	TKL	SOLO	ASST	ST	SACKS	FF	FR	PD	TFL	
09/10	at Houston	3	3	0	0	1.0	1	1	0	1	
09/17	vs. Tennessee	0	0	0	0	0.0	0	0	0	0	
09/24	vs. Baltimore	2	2	0	0	1.0	0	0	0	1	
10/01	at New York Jets										
10/08	at Pittsburgh										
10/15	vs. LA Rams										
10/22	at Indianapolis										
BYE WEEK											
11/05	vs. Cincinnati										
11/12	vs. LA Chargers										
11/19	at Cleveland										
11/26	at Arizona										
12/03	vs. Indianapolis										
12/10	vs. Seattle										
12/17	vs. Houston										
12/24	at San Francisco										
12/31	at Tennessee										
2017 totals:		5	5	0	0	2.0	1	1	0	2	



2016 GAME-BY-GAME STATISTICS

DATE	OPP	TKL	SOLO	ASST	ST	SACKS	FF	FR	PD	TFL	
09/11	vs. Green Bay	3	2	1	0	0.0	0	0	0	1	
09/18	at San Diego	6	5	1	0	2.0	0	0	0	2	
09/25	vs. Baltimore	1	1	0	0	0.0	0	0	1	0	
10/02	vs. Indianapolis	2	2	0	0	0.0	0	0	1	0	
BYE WEEK											
10/16	at Chicago	1	1	0	0	0.0	0	0	0	0	
10/23	vs. Oakland	2	2	0	0	0.0	0	0	0	0	
10/27	at Tennessee	2	0	2	0	0.0	0	0	0	0	
11/06	at Kansas City	4	1	3	0	0.5	0	0	0	0	
11/13	vs. Houston	1	1	0	0	0.0	0	0	0	0	
11/20	at Detroit	1	1	0	0	0.0	0	0	0	1	
11/27	at Buffalo	1	0	1	0	0.0	0	0	0	0	
12/04	vs. Denver	4	4	0	0	0.0	0	0	0	1	
12/11	vs. Minnesota	1	1	0	0	0.0	0	0	0	0	
12/18	at Houston	0	0	0	0	0.0	0	0	0	0	
12/24	vs. Tennessee	2	2	0	0	1.0	0	0	2	1	
01/01	at Indianapolis	1	0	1	0	0.5	0	0	1	0	
2016 totals:		32	23	9	0	4.0	0	0	5	6	

TASHAUN GIPSON

39

TASHAUN GIPSON



DEFENSIVE BACK

5-11 212 LBS.

WYOMING

BORN AUGUST 7, 1990

DALLAS, TEXAS

ACQ: UFA (CLEVELAND) 2016

EXP: 6TH YEAR



TRANSACTIONS

Originally signed by Cleveland as an undrafted free agent on 5/9/12 ... Signed by Jacksonville as an unrestricted free agent on 3/10/16

PRO (Games played/started - 69/61)

- Earned first career Pro Bowl selection in 2014 after finishing second in NFL with six interceptions
- One of 10 players to register 15 or more INTs since 2012, joining CB **Richard Sherman**, DB **Glover Quin**, CB **Patrick Peterson**, S **Reggie Nelson**, CB **Aqib Talib**, CB **Brent Grimes**, CB **Earl Thomas**, CB **Casey Hayward** and CB **Trumaine Johnson**
- Ranks tied for third in the NFL among safeties with 14 interceptions

2017 (w/ JAX - 3/3)

- **9/10 at HOU:** Started at FS and finished tied for second on the team with six tackles (four solo), two passes defended and one interception, which he returned 67 yards
- **9/17 vs. TEN:** Started at FS and recorded two tackles (one solo)
- **9/24 vs. BAL:** Started at FS and recorded three solo tackles

2016 (w/ JAX - 16/16)

Made his Jaguars debut during the team's season opener

- **9/11 vs. G.B.:** Started at FS and made three solo tackles
- **9/18 at S.D.:** Started at FS and made three solo tackles
- **9/25 vs. BAL:** Registered his first INT with the Jaguars during the fourth quarter ... Also recorded three solo tackles
- **10/2 vs. IND:** Started at FS and made one solo tackle
- **10/16 at CHI:** Started at FS and made three solo tackles
- **10/23 vs. OAK:** Started at FS and made two solo tackles
- **10/27 at TEN:** Started at FS and made three tackles (two solo)
- **11/6 at K.C.:** Started at FS
- **11/13 vs. HOU:** Started at FS and tallied two solo tackles
- **11/20 at DET:** Started at FS and made one solo tackle
- **11/27 at BUF:** Started at FS and made two solo tackles
- **12/4 vs. DEN:** Started at FS and made two tackles (one solo)
- **12/11 vs. MIN:** Started at FS and made a season-high four solo tackles
- **12/18 at HOU:** Started at FS and made four tackles (three solo)
- **12/24 vs. TEN:** Started at FS and made two solo tackles and one pass defended
- **1/1 at IND:** Started at FS and recorded a season-high six tackles (two solo)

2015 (w/ CLE - 13/13, 0/0)

Started 13 games, marking the third consecutive season in which he made 10-plus starts for the Browns ... Finished with 60 tackles (42 solo), two interceptions and two passes defended ... Tackle total was his highest since registering 105 stops in 2013 ... Has recorded an interception in all four NFL seasons, including two-plus interceptions in three straight years

- **9/13 at NYJ:** Totaled five tackles (three solo) and his first interception of the season, which came against Jets QB **Ryan Fitzpatrick** in the second quarter
- **9/20 vs. TEN:** Had eight tackles (five solo), his second-highest total in 2015
- **11/1 vs. ARI:** Produced one solo (tackle) and intercepted Cardinals QB **Carson Palmer** in the third quarter
- **12/20 at SEA:** Tallied a season-high nine tackles (five solo)

2014 (w/ CLE - 11/11, 0/0)

Selected to first Pro Bowl ... Started all 11 games at free safety and added 52 tackles, eight passes defended, six interceptions, one forced fumble and one interception-return TD ... Finished second in the NFL with career-high six interceptions, despite missing final five games ... Interception total led the team and were the most by a Browns player since 2010 ... Became the first player to lead the Browns in interceptions in consecutive years since **Earl Little** from 2002-03 ... Helped Cleveland finish first in the NFL in opponent passer rating (74.1) and passes defended (99)

- **9/14 vs. N.O.:** During 26-24 victory, registered eight tackles and one interception, returning it for a career-long 62-yard TD
- **10/19 at JAX:** Earned second career multiple-interception game, picking off Jaguars QB **Blake Bortles** twice
- **10/26 vs. OAK:** After Raiders shifted out of initial FG formation picked off Raiders QB **Matt Schaub** and returned it 35 yards
- **11/2 vs. T.B.:** Picked off Buccaneers QB **Mike Glennon** in end zone to thwart Tampa Bay scoring threat

- **11/6 at CIN:** In 24-3 primetime win, recorded three tackles, one pass defended and one forced fumble ... Member of Browns defense that limited Bengals to 79 net passing yards, second fewest by an NFL team in 2014
- **11/23 at ATL:** Sustained knee injury in fourth quarter and was placed on injured reserve on 12/20

2013 (w/ CLE - 16/15, 0/0)

Started 15 of 16 games at free safety ... Totaled 105 tackles, five interceptions, his first career interception-return TD and 14 passes defended

- **9/8 vs. MIA:** Intercepted Dolphins QB **Ryan Tannehill** and returned it 29 yards
- **10/13 vs. DET:** Intercepted Lions QB **Matthew Stafford** in end zone, returning it 35 yards ... Added eight tackles
- **10/20 at G.B.:** Amassed a career-high 11 tackles and added one pass defended
- **12/15 vs. CHI:** Registered first multiple-interception game (two) and first interception-return TD ... In second quarter, grabbed his second interception of the game, returning it 44 yards

2012 (w/ CLE - 10/3, 0/0)

Appeared in 10 contests, with three starts ... Registered 29 tackles, one interception and one pass defended ... Also accounted for four stops on special teams

- **12/9 vs. K.C.:** Recorded his first career interception

COLLEGE (at Wyoming, 2008-11)

- Four-year starter at the University of Wyoming and started all 50 career games
- Notched nine career interceptions, which ranked tied for fourth in school history
- As a senior, recorded 95 tackles and three interceptions
- Played 38 games at Wyoming in the same defensive backfield as his brother, Marcell, one of the primary reasons he chose to attend the school
- Graduated with a degree in communications after finishing his course work during the offseason in 2015

PERSONAL

- First name is pronounced tuh-SHAWN
- Has a son, Tashaun Jr., and daughter, Nala
- His father and all three brothers played Division I football, including his brother, Marcell, who was originally signed by the Minnesota Vikings as an undrafted free agent in 2011 ... His father played football at Arizona State
- One of six children
- Attended Kimball High School in Dallas, Texas
- Received all-state honorable mention laurels ... Named the 4A District 14 Dallas City League MVP and earned first-team all-district honors both as a cornerback and as a returner during his senior season
- Also lettered in basketball and track
- Aspires to start an Alzheimer's awareness charity, as the disease has affected his family ... Works to help youth and provide them gifts during the holiday season
- Twitter handle is @Gipson_duos24



REGULAR SEASON CAREER STATISTICS

YEAR	TEAM	GP/GS	TKL	SOLO	ASST	INT	SACKS	FF	FR	PD
2012	CLE	10/3	29	23	6	1	0.0	0	0	1
2013	CLE	16/15	105	82	23	5	0.0	0	0	14
2014	CLE	11/11	52	28	24	6	0.0	1	0	8
2015	CLE	13/13	60	42	18	2	0.0	0	0	2
2016	JAX	16/16	41	34	7	1	0.0	0	0	2
2017	JAX	3/3	11	8	3	1	0.0	0	0	2
NFL totals: 6 yrs.		69/61	298	217	81	16	0.0	1	0	29



CAREER HIGHS

	GAME	SEASON
Tackles:	11 (10/20/13 at G.B.)	95 (2013)
Interceptions:	2 (twice, last: 10/19/14 at JAX)	6 (2014)
Forced fumbles:	1 (11/6/14 at CIN)	1 (2014)
Passes defended:	4 (9/29/13 vs. CIN)	11 (2013)

COREY GRANT

30

COREY GRANT

RUNNING BACK

5-11 203 LBS.

AUBURN

BORN DECEMBER 19, 1991

OPELIKA, ALABAMA

ACQ: FREE AGENT 2015

EXP: 3RD YEAR



TRANSACTIONS

Originally signed by Jacksonville as an undrafted rookie free agent on 5/8/15 ... Placed on injured reserve on 10/20/15

PRO (Games played/started - 20/1)

- Third-year RB and kick returner

2017 (w/ JAX - 3/0)

- **9/10 at HOU:** Saw action on special teams
- **9/17 vs. TEN:** Rushed one time for 13 yards and returned three kickoffs for 74 yards (24.7 avg.)
- **9/24 vs. BAL:** Rushed six times for a team-high 75 yards, including a 58-yard fake punt and also registered one reception for 18 yards

2016 (w/ JAX - 11/1)

- **9/11 vs. G.B.:** Posted two kick returns for 51 yards (25.5 avg.), including a long of 32
- **9/18 at S.D.:** Posted his first career touchdown, a 15-yard reception in the fourth quarter ... Returned three kicks for 67 yards (22.3 avg.)
- **9/25 vs. BAL:** Returned three kicks for 58 yards (19.3 avg.)
- **10/2 vs. IND:** Posted four kick returns for 80 yards (20.0 avg.), including a long of 28
- **10/16 at CHI:** Inactive (toe)
- **10/23 vs. OAK:** Inactive (toe)
- **10/27 at TEN:** Inactive (toe)
- **11/6 at K.C.:** Inactive
- **11/13 vs. HOU:** Inactive
- **11/20 at DET:** Saw action on special teams
- **11/27 at BUF:** Saw action on special teams, returning one kick for 12 yards
- **12/4 vs. DEN:** Rushed once for two yards and saw action on special teams
- **12/11 vs. MIN:** Rushed four times for 13 yards (3.3 avg.)
- **12/18 at HOU:** Saw action primarily on special teams and made a team-high three special teams tackles
- **12/24 vs. TEN:** Saw action after RBs **T.J. Yeldon** and **Chris Ivory** exited the game with injuries ... Talled nine rushes for 27 yards (3.0 rush avg.) ... Added one reception for five yards
- **1/1 at IND:** Started at RB and ran for a career-best 122 yards on 18 carries, including a career-long touchdown run of 57 yards ... Also added two receptions for 15 yards

2015 (w/ JAX - 6/0)

Undrafted RB who had six carries for two yards and two receptions for 13 yards during his rookie campaign ... Returned eight kicks for 220 yards (27.5 avg.) ... Season cut short due to a hip injury that placed him on IR

- **9/13 vs. CAR:** Recorded one kickoff return for 40 yards in NFL debut ... Also had one reception for five yards
- **9/20 vs. MIA:** Had two kickoff returns for 46 yards (23.0 avg.)
- **9/27 at N.E.:** Rushed twice for six yards (3.0 avg.) and returned two kicks for 41 yards (20.5 avg.), with a long of 24
- **10/11 at T.B.:** Returned three kicks for 93 yards (31.0 avg.), and long of 42

COLLEGE (at Alabama, 2010; at Auburn, 2011-14)

- Finished his career with 1,040 rushing yards, becoming the 41st 1,000-yard career rusher in school history
- Scored 11 career TDs
- Ranks seventh in school history with a 24.48-yard kick return avg.
- After transferring to Auburn, sat out the 2011 season to satisfy NCAA rules
- Redshirted as a freshman at Alabama before deciding to transfer to Auburn
- Majored in physical activity and health education with a minor in sports coaching

PERSONAL

- Attended Opelika High School in Opelika, Ala. where he played for Head Coach Brian Blackmon
- Rated a four-star prospect by Rivals.com and Scout.com
- Also starred on the school's track team and was a two-time Alabama 6A State 100-meter champion and winner of the 2009 200-meter championship
- Son of Deborah and Ike Grant
- Twitter handle is @CoreyGranttt

REGULAR SEASON CAREER STATISTICS

YEAR	TEAM	GP/GS	RUSHING					RECEIVING				
			NO	YDS	AVG	LG	TD	NO	YDS	AVG	LG	TD
2015	JAX	6/0	6	2	0.3	11	0	2	13	6.5	8	0
2016	JAX	11/1	32	164	5.1	57t	1	4	35	8.8	15t	1
2017	JAX	3/0	7	88	12.6	58	0	1	18	18.0	18	0
Career totals: 3 yrs. 20/1			45	254	5.6	58	1	7	66	9.4	18	1

YEAR	TEAM	NO.	KICK RETURNS			LG	TD
			YDS	AVG.	LG		
2015	JAX	8	220	27.5	42	0	
2016	JAX	13	268	20.7	32	0	
2017	JAX	3	74	24.7	28	0	
Career totals: 3 yrs. 24			562	23.4	42	0	

CAREER HIGHS

	GAME	SEASON
Rushes:	18 (1/1/17 at IND)	32 (2016)
Rushing yards:	122 (1/1/17 at IND)	164 (2016)
Longest rush:	58 (9/24/17 vs. BAL)	58 (2017)
Receptions:	2 (1/1/17 at IND)	4 (2016)
Receiving yards:	15 (two times, last: 1/1/17 at IND)	35 (2016)
Receiving TDs:	1 (9/18/16 at S.D.)	1 (2016)
Longest reception:	15 (9/18/16 at S.D.)	15 (2016)
Kickoff returns:	3 (10/11/15 at T.B.)	8 (2015)
Kickoff return yds.:	93 (10/11/15 at T.B.)	220 (2015)
Longest kick return:	42 (10/11/15 at T.B.)	42 (2015)

2017 GAME-BY-GAME STATISTICS

DATE	GAME	RUSHING					RECEIVING				
		NO	YDS	AVG	LG	TD	NO	YDS	AVG	LG	TD
09/10	at Houston	0	0	0.0	0	0	0	0	0.0	0	0
09/17	vs. Tennessee	1	13	13.0	13	0	0	0	0.0	0	0
09/24	vs. Baltimore	6	75	12.5	58	0	1	18	18.0	0	0
10/01	at New York Jets										
10/08	at Pittsburgh										
10/15	vs. LA Rams										
10/22	at Indianapolis										
	BYE WEEK										
11/05	vs. Cincinnati										
11/12	vs. LA Chargers										
11/19	at Cleveland										
11/26	at Arizona										
12/03	vs. Indianapolis										
12/10	vs. Seattle										
12/17	vs. Houston										
12/24	at San Francisco										
12/31	at Tennessee										
2017 totals:		7	88	12.6	58	0	1	18	18.0	0	0

DATE	GAME	NO.	YDS	KICK RETURNS		
				AVG.	LG	TD
09/10	at Houston	0	0	0.0	0	0
09/17	vs. Tennessee	3	74	24.7	28	0
09/24	vs. Baltimore					
10/01	at New York Jets					
10/08	at Pittsburgh					
10/15	vs. LA Rams					
10/22	at Indianapolis					
	BYE WEEK					
11/05	vs. Cincinnati					
11/12	vs. LA Chargers					
11/19	at Cleveland					
11/26	at Arizona					
12/03	vs. Indianapolis					
12/10	vs. Seattle					
12/17	vs. Houston					
12/24	at San Francisco					
12/31	at Tennessee					
2017 totals:		3	74	24.7	28	0

Additional Statistics: one special teams tackle

COREY GRANT



2016 GAME-BY-GAME STATISTICS

DATE	GAME	RUSHING					RECEIVING				
		NO	YDS	AVG	LG	TD	NO	YDS	AVG	LG	TD
09/11	vs. Green Bay	0	0	0.0	0	0	0	0	0.0	0	0
09/18	at San Diego	0	0	0.0	0	0	1	15	15.0	15t	1
09/25	vs. Baltimore	0	0	0.0	0	0	0	0	0.0	0	0
10/02	vs. Indianapolis	0	0	0.0	0	0	0	0	0.0	0	0
	BYE WEEK										
10/16	at Chicago						ina				
10/23	vs. Oakland						ina				
10/27	at Tennessee						ina				
11/06	at Kansas City						ina				
11/13	vs. Houston						ina				
11/20	at Detroit	0	0	0.0	0	0	0	0	0.0	0	0
11/27	at Buffalo	0	0	0.0	0	0	0	0	0.0	0	0
12/04	vs. Denver	1	2	2.0	2	0	0	0	0.0	0	0
12/11	vs. Minnesota	4	13	3.3	9	0	0	0	0.0	0	0
12/18	at Houston	0	0	0	0	0	0	0	0.0	0	0
12/24	vs. Tennessee	9	27	3.0	8	0	1	5	5.0	5	0
01/01	at Indianapolis	18	122	6.8	57t	1	2	15	7.5	13	0
2016 totals:		32	164	5.1	57t	1	4	35	8.8	15t	1

KICK RETURNS

DATE	GAME	NO.	YDS	AVG.	LG	TD
09/11	vs. Green Bay	2	51	25.5	32	0
09/18	at San Diego	3	67	22.3	24	0
09/25	vs. Baltimore	3	58	19.3	25	0
10/02	vs. Indianapolis	4	80	20.0	28	0
	BYE WEEK					
10/16	at Chicago				ina	
10/23	vs. Oakland				ina	
10/27	at Tennessee				ina	
11/06	at Kansas City				ina	
11/13	vs. Houston				ina	
11/20	at Detroit	0	0	0.0	0	0
11/27	at Buffalo	1	12	13.0	13	0
12/04	vs. Denver	0	0	0.0	0	0
12/11	vs. Minnesota	0	0	0.0	0	0
12/18	at Houston	0	0	0.0	0	0
12/24	vs. Tennessee	0	0	0.0	0	0
01/01	at Indianapolis	0	0	0.0	0	0
2016 totals:		13	268	20.7	32	0



2015 GAME-BY-GAME STATISTICS

DATE	GAME	RUSHING					RECEIVING				
		NO	YDS	AVG	LG	TD	NO	YDS	AVG	LG	TD
09/13	vs. Carolina	0	0	0.0	0	0	1	5	5.0	5	0
09/20	vs. Miami	1	1	1.0	1	0	0	0	0.0	0	0
09/27	at New England	2	6	3.0	4	0	1	8	8.0	8	0
10/04	at Indianapolis	0	0	0.0	0	0	0	0	0.0	0	0
10/11	at Tampa Bay	2	-6	-3.0	11	0	0	0	0.0	0	0
10/18	vs. Houston	1	1	1.0	1	0	0	0	0.0	0	0
10/25	vs. Buffalo									IR	
	BYE WEEK										
11/08	at N.Y. Jets									IR	
11/15	at Baltimore									IR	
11/19	vs. Tennessee									IR	
11/29	vs. San Diego									IR	
12/06	at Tennessee									IR	
12/13	vs. Indianapolis									IR	
12/20	vs. Atlanta									IR	
12/27	at New Orleans									IR	
01/03	at Houston									IR	
2015 totals:		6	2	0.3	11	0	2	13	6.5	8	0

KICK RETURNS

DATE	GAME	NO.	YDS	AVG.	LG	TD
09/13	vs. Carolina	1	40	40.0	40	0
09/20	vs. Miami	2	46	23.0	24	0
09/27	at New England	2	41	20.5	24	0
10/04	at Indianapolis	0	0	0.0	0	0
10/11	at Tampa Bay	3	93	31.0	42	0
10/18	vs. Houston	0	0	0.0	0	0
10/25	vs. Buffalo					IR
	BYE WEEK					
11/08	at N.Y. Jets					IR
11/15	at Baltimore					IR
11/19	vs. Tennessee					IR
11/29	vs. San Diego					IR
12/06	at Tennessee					IR
12/13	vs. Indianapolis					IR
12/20	vs. Atlanta					IR
12/27	at New Orleans					IR
01/03	at Houston					IR
2015 totals:		8	220	27.5	42	0

CHAD HENNE

7

CHAD HENNE

QUARTERBACK

6-3 222 LBS.


MICHIGAN

BORN JULY 2, 1985

WYOMISSING, PENNSYLVANIA

ACQ: UNRESTRICTED FREE AGENT (MIAMI) 2012

EXP: 10TH YEAR



TRANSACTIONS

Originally drafted by Miami in the second round (57th overall) of the 2008 draft ... Signed by Jacksonville as an unrestricted free agent on 3/15/12

PRO (Games played/started - 66/53)

- 10th-year QB has played in 66 games with 53 starts
- Career totals include 1,159 of 1,954 passing for 12,931 yards with 58 TDs/63 INTs and a 75.5 rating
- Joined the Jaguars in 2012 as an unrestricted free agent and has played in 28 games with 22 starts
- Spent first four seasons in Miami after being selected in the second round of 2008 draft

2017 (w/ JAX - 1/0)

- **9/10 at HOU:** Did not play
- **9/17 vs. TEN:** Did not play
- **9/24 vs. BAL:** Took a knee on the final snap of the first half and re-entered the game late in the fourth quarter and was 0-for-2 passing and rushed three times for negative three yards

2016 (w/ JAX - 1/0)

- **9/11 vs. G.B.:** Dressed but did not play
- **9/18 at S.D.:** Dressed but did not play
- **9/25 vs. BAL:** Dressed but did not play
- **10/2 vs. IND:** Dressed but did not play
- **10/16 at CHI:** Dressed but did not play
- **10/23 vs. OAK:** Dressed but did not play
- **10/27 at TEN:** Dressed but did not play
- **11/6 at K.C.:** Dressed but did not play
- **11/13 vs. HOU:** Dressed but did not play
- **11/20 at DET:** Took a knee on the final snap of the first half
- **11/27 at BUF:** Dressed but did not play
- **12/4 vs. DEN:** Dressed but did not play
- **12/11 vs. MIN:** Dressed but did not play
- **12/18 at HOU:** Dressed but did not play
- **12/24 vs. TEN:** Dressed but did not play
- **1/1 at IND:** Dressed but did not play

2015 (w/ JAX - 0/0)

Dressed in all 16 games but did not play

2014 (w/ JAX - 3/3)

Started the first three games and was 42 of 78 passing for 492 yards with three TDs and one INT for an 80.7 rating ... Added four rushes for 25 yards ... Dressed but did not play in final 13 games

- **9/7 at PHI:** Opened the season as starting QB and completed 24 of 43 passes for 266 yards with two TDs for an 89.9 passer rating ... Hooked up rookie WR **Allen Hurns** for TDs of 34 and 21 yards in the first quarter
- **9/14 at WAS:** Started at QB and was 14 of 28 passing for 193 yards with one TD and one INT for a 69.5 rating ... Had two completions of 50-plus yards, a 63-yard TD pass to TE **Marcedes Lewis** and a 54-yard completion to WR **Allen Robinson**
- **9/21 vs. IND:** Started at QB and was 4 of 7 passing for 33 yards before he was replaced in the second half by QB **Blake Bortles**

2013 (w/ JAX - 15/15)

Started 13 of 15 games played, tied for the second-most starts of his career ... Was 305 of 503 passing for 3,241 yards with 13 TDs and 14 INTs for a 76.5 passer rating ... Established career-highs for attempts and completions and had second-most yards ... Started the last 11 games

- **9/8 vs. KC:** Inserted into the game during middle of club's final drive as QB **Blaine Gabbert** suffered a hand injury. Completed 3 of 6 passes for 36 yards with a 24-yard completion to WR **Cecil Shorts III**
- **9/15 at OAK:** Started at QB for injured QB **Blaine Gabbert** and threw for 241 yards on 25 of 38 passing with one TD for a 92.1 passer rating
- **9/22 at SEA:** Started at QB and completed 18 of 38 passes for 235 yards with two TDs for a 45.4 rating
- **10/6 at STL:** Entered the game with 5:14 remaining in the third quarter after QB **Blaine Gabbert** suffered a hamstring injury ... Finished 7 of 13 passing for 89

yards with one TD for a 101.1 passer rating

- **10/13 at DEN:** Started at QB and was 27 of 42 passing for 303 yards with two INTs for a 65.9 rating
- **10/20 vs. SD:** Registered his second straight 300-yard passing game, completing 23 of 36 passes for 318 yards with one INT for an 80.6 rating
- **10/27 vs. SF:** Started at QB and threw for 228 yards and one TD for an 84.3 passer rating
- **11/10 at TEN:** Started at QB and was 14 of 23 passing for 180 yards with two INTs for a 49.2 rating ... Won second start as a Jaguar
- **11/17 vs. ARI:** Led club to TDs on back-to-back drives to open the game ... Hooked up with TE **Danny Noble** for a 62-yard TD on the opening drive. Finished 27 of 42 passing for 255 yards with one TD/two INTs and a 69.0 rating
- **11/24 at HOU:** Was 23 of 32 passing for 239 yards with a season-high 93.1 rating
- **12/1 at CLE:** Completed 22 of 40 passes for 195 yards with 2 TDs/1 INT for a 74.5 rating ... Directed his fourth career game-winning drive, hooking up with WR **Cecil Shorts III** for a 20-yard TD with 40 seconds remaining in the game
- **12/5 vs. HOU:** Threw for 117 yards and two TDs, his 11th career multi-TD game
- **12/15 vs. BUF:** Threw for 237 yards and two TDs on 21 of 36 passing
- **12/22 vs. TEN:** Registered his fourth straight game with two TD passes, hooking up with TE **Marcedes Lewis** and WR **Mike Brown** for scores
- **12/29 at IND:** Started in season-finale and registered a season-high 331 yards on 30 of 51 passing with one TD and one INT

2012 (w/ JAX - 10/6)

Appeared in 10 games with six starts ... Completed 166 of 308 passes for 2,084 yards with 11 TDs and 11 INTs for a 72.2 rating ... Became 15th different starting QB in franchise history

- **9/16 vs. HOU:** Made Jaguars debut in fourth quarter when QB **Blaine Gabbert** departed with an injury and went 2-for-2 passing with 23 yards
- **10/21 at OAK:** Entered game in second quarter when QB **Blaine Gabbert** suffered a left shoulder injury and completed nine of 20 passes for 71 yards
- **11/8 vs. IND:** Was inserted into the game in the fourth quarter and completed 10 of 16 passes for 121 yards with a TD and INT
- **11/18 at HOU:** Entered game in first quarter on club's second offensive possession after QB **Blaine Gabbert** left with a right forearm/elbow injury ... Completed 16 of 33 passes for 354 yards and a career-best four TDs ... Became first QB since Hall of Famer **Steve Young** in 1987 to come off bench and throw for four TDs and no INTs
- **11/25 vs. TEN:** Made first start of the season and threw for 261 yards on 17 of 26 passing with two TDs and one INT
- **12/23 vs. NE:** Threw for 348 yards on 29 of 51 passing with one TD and three INT.
- **12/30 at TEN:** Made sixth consecutive start and completed 25 of 41 passes for 298 yards with two TD and three INT

2011 (w/ MIA - 4/4)

Started the first four games before suffering a season-ending left shoulder injury ... Was placed on injured reserve on Oct. 6 ... Completed 64 of 112 passes (57.1 pct.) for 868 yards with four TDs and four INTs for a 79.0 rating ... Added 15 rushes for 112 yards and one TD

- **9/12 vs. NE:** Opened the season as starter and was 30 of 49 for a career-high 416 yards with two TDs and one INT for a 93.6 rating ... Marked highest single-game passing yardage total by any Dolphin QB other than **Dan Marino**
- **9/25 at CLE:** Was 19 of 29 passing for 255 yards with one TD and one INT
- **10/2 at SD:** Left the game with a left shoulder injury in the first quarter

2010 (w/ MIA - 15/14)

Started 14 of 15 games and was 6-8 as starter... Was 301 of 490 passing (61.4 pct.) for 3,301 yards with 15 TDs and 19 INTs for a 75.4 rating

- **9/26 vs. NYJ:** Threw for two TDs and one INT on 26 of 44 passing for a then career-high 363 yards
- **10/4 vs. NE:** Was 28 of 38 passing for 305 yards with two TDs and three INTs.
- **10/17 at GB:** Threw for two TDs including a 22-yard pass to TE **Anthony Fasano** that broke a 13-13 tie to give the Dolphins a lead in the fourth quarter leading to overtime win
- **11/14 vs. TEN:** Saw action in relief of **Chad Pennington** in the first quarter ... Suffered an injury to his right knee in the third quarter and did not return
- **11/28 at OAK:** Returned to lineup and threw for 307 yards on 17 of 30 passing with two TDs and one INT. Connected with **Marlon Moore** on a 57-yard TD pass
- **12/19 vs. BUF:** Completed 73.3 percent of passes (33 of 45) for 276 yards with one TD and one INT
- **12/26 vs. DET:** Passed **David Woodley** to move into fourth place among the Dolphins career passing yardage leaders ... Completed 29 of 44 passes for 278 yards with one TD and two INTs

2009 (w/ MIA - 14/13)

Played in 14 games with 13 starts and posted 7-6 record as starter... Completed 274 of 451 passes (60.7 pct.) for 2,878 yards with 12 TDs and 14 INTs for a passer rating of 75.2

- **9/27 at SD:** Saw first action of season in relief of QB **Chad Pennington** and totaled 10 of 19 passing for 92 yards with one INT
- **10/14 vs. BUF:** Made first career start and completed 14 of 22 passes for 115 yards and one TD for a 92.0 rating, hooking up with WR **Brian Hartline** in third quarter for first career TD pass

ALLEN HURNS

88

ALLEN HURNS

WIDE RECEIVER

6-3 201 LBS.

MIAMI (FLA.)

BORN NOVEMBER 12, 1991

MIAMI, FLORIDA

ACQ: ROOKIE FREE AGENT 2014

EXP: 4TH YEAR



TRANSACTIONS

Originally signed with Jacksonville as an undrafted rookie on 5/12/14

PRO (Games played/started - 45/36)

- Has a franchise-best 14.4 yards per reception avg.
- Caught a pass in 38 consecutive games from 9/7/14 - 10/27/16, the longest streak by a Jaguars player since TE **Mercedes Lewis** (32 games) from 9/12/10 - 9/9/12 and the longest streak for a Jaguars WR since WR **Jimmy Smith** (76 games) from 9/9/01 - 1/1/06
- Holds the Jaguars record of seven consecutive games with a receiving TD (9/27/15-11/15/15)

2017 (w/ JAX - 3/2)

- **9/10 at HOU:** Saw action at WR and tied for the team lead with three receptions and led the team with 42 receiving yards
- **9/17 vs. TEN:** Started at WR and recorded six receptions for a team-high 82 yards and one TD
- **9/24 vs. BAL:** Started at WR and recorded three receptions for 20 yards and one TD ... Third consecutive year with a TD reception in London

2016 (w/ JAX - 11/11)

Started all 11 games played and missed the final five due to a hamstring injury ... Registered 35 receptions for 477 yards, including three TDs

- **9/11 vs. G.B.:** Had four receptions for a team-leading 75 yards (18.8 rec. avg.), including a game-long 38-yard catch in the third quarter
- **9/18 at S.D.:** Posted five receptions for 64 yards (12.8 rec. avg.)
- **9/25 vs. BAL:** Recorded four receptions for 40 yards
- **10/2 vs. IND:** Posted two receptions for 47 yards, including a 42-yard TD in the fourth quarter
- **10/16 at CHI:** Caught five passes for 74 yards (14.8 rec. avg.)
- **10/23 vs. OAK:** Caught four passes for 45 yards (11.3 avg.)
- **10/27 at TEN:** Led the team with seven receptions for 98 yards (14.0 rec. avg.) and one TD
- **11/6 at K.C.:** Started at WR before exiting the game with a concussion
- **11/13 vs. HOU:** Started at WR and had two receptions for 13 yards
- **11/20 at DET:** Started at WR and posted one reception for nine yards
- **11/27 at BUF:** Tallied a 12-yard TD reception for his 150th career catch
- **12/4 vs. DEN:** Inactive (hamstring)
- **12/11 vs. MIN:** Inactive (hamstring)
- **12/18 at HOU:** Inactive (hamstring)
- **12/24 vs. TEN:** Inactive (hamstring)
- **1/1 at IND:** Inactive (hamstring)

2015 (w/ JAX - 15/15)

Finished his second NFL season setting career highs in receptions (64), receiving yards (1,030) and receiving TDs (10) ... Youngest undrafted player since the 1970 NFL merger to record 1,000-plus receiving yards and 10-plus receiving TDs in a single season ... Since 2005, one of only five undrafted NFL players to have recorded 1,000-plus receiving yards and 10-plus receiving TDs in a single season ... Became the fourth Jaguars player to post 1,000 receiving yards in a single season (**Jimmy Smith**, nine times; **Kennan McCardell**, four times; **Allen Robinson**, one time) ... Joins WR **Allen Robinson** (1,400) as the first Jaguars duo to each record 1,000-plus receiving yards in the same season since WR **Keenan McCardell** (1,110) and WR **Jimmy Smith** (1,373) in 2001 ... The first undrafted player age 24 or younger to post 1,000 receiving yards in a single season since DEN's **Steve Watson** (1,244) in 1981

- **9/27 at N.E.:** Had two receptions for 70 yards (35.0 avg.), including a 59-yard TD
- **10/4 at IND:** Recorded a career-high 11 receptions for his third career 100-yard game (116 yds.) and one TD
- **10/11 at T.B.:** Caught five passes for 116 yards (23.2 avg.) and one TD ... Became the third player in franchise history to register back-to-back games with at least 100 receiving yards and a TD ... Joins **Jimmy Smith** as the only players in franchise history to register back-to-back games with at least 100 receiving yards and a TD in two consecutive road games
- **10/25 vs. BUF:** Had two catches for 53 yards (26.5 rec. avg.), including the game-winning 31-yard TD reception with 2:16 remaining
- **11/8 at NYJ:** Had five receptions for 122 yards (24.4 rec. avg.) and one TD ... Along with teammate **Allen Robinson** (121 yards), marked the first time in Jaguars history that two players posted 120-plus receiving yards in a single game
- **11/15 at BAL:** Had five receptions for a team-high 62 yards (12.4 rec. avg.) and one TD

- **12/13 vs. IND:** Had three receptions for a team-high 105 yards and a career-long 80-yard TD reception in the third quarter, the third-longest reception in franchise history
- **12/27 at N.O.:** Surpassed 1,000 yards for the first time in his NFL career after registering eight receptions for 107 yards and a career-high-tying two TDs

2014 (w/ JAX - 16/8)

Started eight of 16 games as a rookie and produced a team-high six TDs, the most in franchise history by a rookie ... Registered 51 receptions for 677 yards, the second-most catches and yards by a Jaguars rookie ... Ranked fourth in NFL history among undrafted rookies in receptions, fifth in receiving yards and fourth in receiving TDs ... Ranked second on the club with 51 catches for 677 yards and a team-high six TDs which set a Jaguars rookie record ... Joined **Allen Robinson** (48-548) to become the first rookie duo in NFL history to register 48 or more receptions in a season

- **9/7 at PHI:** Started at WR in NFL debut and registered four catches for 110 yards and two TDs ... Became first player in NFL history to record two receiving TDs in the first quarter in his NFL debut, hooking up with **Chad Henne** from 34 and 21 yards ... Joined former Detroit WR **Charles Rogers** (Sept. 17, 2003 vs. Arizona) as only players in NFL history to score a TD on each of their first two receptions ... His 110 receiving yards were the most in franchise history by a WR in his first NFL game and fourth-most by a rookie in a game ... His 27.5-yard average per catch ranks fifth-highest in team history ... Finished the first quarter with three catches for 101 yards ... First undrafted rookie in team history to start in season-opener
- **9/28 at SD:** Finished with five catches for 68 yards (13.6 avg.), including a 44-yard reception in the second quarter that set up a Jaguars TD ... Marked his fourth reception of 30-plus yards
- **11/2 at CIN:** Recorded a career-high seven catches for 112 yards and matched his career-high with two TDs ... Had TD receptions of 40 and 18 yards ... Tied for the most receiving TDs by a Jaguars rookie with five through nine games
- **12/7 vs. HOU:** Totaled 36 yards on five receptions including a four-yard TD pass from QB **Blake Bortles** in the first quarter ... Has the most touchdown receptions in team history by a rookie wide receiver

COLLEGE (at Miami, 2010-13)

- Concluded career ranked seventh in school history with 121 receptions and 1,891 yards
- Played in all 13 games as a senior, making 11 starts
- Named the 2013 Jack Harding Team Most Valuable Player, given annually to the school's top performer
- Set single-season school record for receiving yards (1,162), breaking mark previously held by WR **Leonard Hankerson**
- Set career-high in receptions (nine) and yards (173) in a 41-31 victory at Pittsburgh
- Became fourth Hurricane with 1,000-yard receiving season, joining **Eddie Brown** (1984), **Andre Johnson** (2002) and **Leonard Hankerson** (2010)

PERSONAL

- Attended Carol City (Miami, Fla.) High School where was ranked as a three-star recruit by Rivals.com
- As a senior, caught six passes for 110 yards before getting injured for the year
- Full name is Allen Bernard Hurns
- Twitter handle is @A1Hurns

REGULAR SEASON CAREER STATISTICS

YEAR	TEAM	GP/GS	RECs	YDS	AVG.	LG	TD
2014	JAX	16/8	51	677	13.3	63t	6
2015	JAX	15/15	64	1,031	16.1	80t	10
2016	JAX	11/11	35	477	13.6	42t	3
2017	JAX	3/2	12	144	12.0	20	2
NFL totals: 4 yrs.		45/36	162	2,329	14.4	80t	21

CAREER HIGHS

	GAME	SEASON
Receptions:	11 (10/4/15 at IND)	64 (2015)
Receiving yards:	122 (11/8/15 at NYJ)	1,031 (2015)
Longest reception:	80t (12/13/15 vs. IND)	80t (2015)
Receiving touchdowns:	2 (three times, last: 12/27/15 at N.O.)	10 (2015)

ALLEN HURNS

2017 GAME-BY-GAME STATISTICS

DATE	OPP	RECs	YDS	AVG.	LG	TD
09/10	at Houston	3	42	14.0	20	0
09/17	vs. Tennessee	6	82	13.7	20	1
09/24	vs. Baltimore	3	20	6.7	9	1
10/01	at New York Jets					
10/08	at Pittsburgh					
10/15	vs. LA Rams					
10/22	at Indianapolis					
	BYE WEEK					
11/05	vs. Cincinnati					
11/12	vs. LA Chargers					
11/19	at Cleveland					
11/26	at Arizona					
12/03	vs. Indianapolis					
12/10	vs. Seattle					
12/17	vs. Houston					
12/24	at San Francisco					
12/31	at Tennessee					
2017 totals:		12	144	12.0	20	2

2016 GAME-BY-GAME STATISTICS

DATE	OPP	RECs	YDS	AVG.	LG	TD
09/11	vs. Green Bay	4	75	18.8	38	0
09/18	at San Diego	5	64	12.8	24	0
09/25	vs. Baltimore	4	40	10.0	17	0
10/02	vs. Indianapolis	2	47	23.5	42t	1
	BYE WEEK					
10/16	at Chicago	5	74	14.8	29	0
10/23	vs. Oakland	4	45	11.3	22	0
10/27	at Tennessee	7	98	14.0	31	1
11/06	at Kansas City	0	0	0.0	0	0
11/13	vs. Houston	2	13	6.5	11	0
11/20	at Detroit	1	9	9.0	9	0
11/27	at Buffalo	1	12	12.0	12t	1
12/04	vs. Denver			ina		
12/11	vs. Minnesota			ina		
12/18	at Houston			ina		
12/24	vs. Tennessee			ina		
01/01	at Indianapolis			ina		
2016 totals:		35	477	13.6	42t	3

2015 GAME-BY-GAME STATISTICS

DATE	GAME	RECs	YDS	AVG.	LG	TD
09/13	vs. Carolina	5	60	12.0	24	0
09/20	vs. Miami	4	68	17.0	24	0
09/27	at New England	2	70	35.0	59t	1
10/04	at Indianapolis	11	116	10.5	26	1
10/11	at Tampa Bay	5	116	23.2	59	1
10/18	vs. Houston	2	30	15.0	19	1
10/25	vs. Buffalo	2	53	26.5	31t	1
	BYE WEEK					
11/08	at N.Y. Jets	5	122	24.4	30t	1
11/15	at Baltimore	5	62	12.4	21	1
11/19	vs. Tennessee	3	19	6.3	7	0
11/29	vs. San Diego	4	42	10.5	29	0
12/06	at Tennessee			ina		
12/13	vs. Indianapolis	3	105	35.0	80t	1
12/20	vs. Atlanta	2	44	22.0	22	0
12/27	at New Orleans	8	107	13.4	24	2
01/03	at Houston	3	17	5.7	6	0
2015 totals:		64	1,031	16.1	80t	10

2014 GAME-BY-GAME STATISTICS

DATE	GAME	RECs	YDS	AVG.	LG	TD
09/07	at Philadelphia	4	110	27.5	46	2
09/14	at Washington	2	13	6.5	10	0
09/21	vs. Indianapolis	1	63	63.0	63t	1
09/28	at San Diego	5	68	13.6	44	0
10/05	vs. Pittsburgh	4	26	6.5	9	0
10/12	at Tennessee	2	18	9.0	10	0
10/19	vs. Cleveland	1	7	7.0	7	0
10/26	vs. Miami	3	49	16.3	20	0
11/02	at Cincinnati	7	112	16.0	40t	2
11/09	vs. Dallas	1	9	9.0	9	0
	BYE WEEK					
11/23	at Indianapolis	1	13	13.0	13	0
11/30	vs. N.Y. Giants	4	42	10.5	14	0
12/07	vs. Houston	5	36	7.2	16	1
12/14	at Baltimore	6	70	11.7	27	0
12/18	vs. Tennessee	3	26	8.7	15	0
12/28	at Houston	2	15	7.5	10	0
2014 totals:		51	677	13.3	63t	6

CHRIS IVORY

33

CHRIS IVORY

RUNNING BACK
6-0 223 LBS.

TIFFIN UNIVERSITY
BORN MARCH 22, 1988
LONGVIEW, TEXAS
ACQ: UFA (N.Y. JETS) 2016
EXP: 8TH YEAR



TRANSACTIONS

Originally signed by New Orleans as an undrafted rookie free agent on 5/3/10 ... Acquired by the N.Y. Jets in exchange for a fourth-round 2013 draft choice on 4/26/13 ... Signed by Jacksonville as an undrafted free agent on 3/10/15

PRO (Games played/started - 84/38, 2/0)

• Eighth-year RB has spent time with New Orleans, N.Y. Jets and Jacksonville

2017 (w/ JAX - 3/0)

- **9/10 at HOU:** Saw action at RB and recorded nine rushes for 42 yards and one reception for 11 yards
- **9/17 vs. TEN:** Rushed six times for 17 yards and caught three passes for 31 yards
- **9/24 vs. BAL:** Rushed six times for 17 yards and caught two passes for 25 yards

2016 (w/ JAX - 11/1)

- **9/11 vs. G.B.:** Inactive
- **9/18 at S.D.:** Inactive
- **9/25 vs. BAL:** Made his Jaguars debut, rushing 12 times for 14 yards
- **10/2 vs. IND:** Rushed eight times for 29 yards (3.6 avg.)
- **10/16 at CHI:** Rushed 11 times for 32 yards (2.9 avg.) and his first TD as a Jaguar
- **10/23 vs. OAK:** Rushed five times for 48 yards (9.6 avg.) including a team- and season-long rush of 42 yards and caught two passes for three yards
- **10/27 at TEN:** Rushed four times for six yards and had one reception for six yards
- **11/6 at K.C.:** Rushed 18 times for 107 yards (5.9 rush avg.), including a 42-yard run in the first quarter
- **11/13 vs. HOU:** Rushed nine times for 31 yards (3.4 rush avg.) and had two receptions for 10 yards
- **11/20 at DET:** Rushed 17 times for 39 yards (2.3 rush avg.) and tallied a career-high six receptions for 75 yards (12.5 rec. avg.)
- **11/27 at BUF:** Earned his first start as a Jaguar and rushed nine times for 44 yards and one TD before exiting the game with a hamstring injury
- **12/4 vs. DEN:** Inactive (hamstring)
- **12/11 vs. MIN:** Inactive (hamstring)
- **12/18 at HOU:** Rushed 10 times for 44 yards
- **12/24 vs. TEN:** Rushed 14 times for 45 yards (3.2 rush avg.), including a 1-yard TD in the second quarter before exiting the game with a hamstring injury ... Added four receptions for 69 yards (17.3 rec. avg.), including a career-long 37-yard catch-and-run in the third quarter
- **1/1 at IND:** Inactive (hamstring)

2015 (w/ NYJ - 15/14)

Started 14 of 15 games played and set career highs in carries (247), rushing yards (1,070), rushing touchdowns (seven), 100-yard rushing performances in a season (three), receptions (39) and receiving yards (217)

- **9/13 vs. CLE:** Recorded 20 carries for 91 yards (4.6 rush avg.) and two touchdowns, his fourth career multi-touchdown performance
- **10/4 at MIA:** Rushed for a career-high 166 yards and one TD for the seventh 100-yard game of his career
- **10/18 vs. WAS:** Established a career high in scrimmage yards (196) after registering 146 yards on 20 carries and 50 yards on three receptions ... Recorded back-to-back 100-yard rushing performances for the first time in his career
- **10/25 at N.E.:** Recorded the second receiving touchdown of his career, a nine-yard pass from QB Ryan Fitzpatrick in the third quarter
- **11/8 vs. JAX:** Registered the fifth multi-touchdown game for his career, rushing for a pair of one-yard touchdowns

2014 (w/ NYJ - 16/10)

Registered a team-high 821 rushing yards on 198 carries (4.1 rush avg) and six touchdowns ... Added 18 receptions for 123 yards (6.8 rec. avg.)

- **9/7 vs. OAK:** Gained 102 yards on 10 carries (10.2 rush avg.), including a career-long 71-yard touchdown in the fourth quarter
- **12/1 vs. MIA:** Ran for 62 yards on 16 carries (3.9 rush avg.) and helped team run for 277 yards, the eighth-highest output in Jets history
- **12/28 at MIA:** Registered the first receiving touchdown of his career on an eight-yard pass

2013 (w/ NYJ - 15/6)

Rushed for 833 yards on 182 rushes (4.6 rush avg.) and three touchdowns, and caught

two passes for 10 yards (5.0 rec. avg.)

- **10/20 vs. N.E.:** Voted FedEx Ground NFL Player of the Week after rushing 34 times for 104 yards
- **11/3 vs. N.O.:** Finished with 139 rushing yards on 18 carries (7.7 rush avg.)
- **12/22 vs. CLE:** Finished with 20 carries for 109 yards (5.5 rush avg.)

2012 (w/ N.O. - 6/2)

Played in six games with two starts, rushing for 217 yards on 40 attempts (5.4 rush avg.) and two touchdowns ... Added two receptions for 15 yards (7.5 rec. avg.)

- **11/5 vs. PHI:** Gained 48 rushing yards on 10 carries (4.8 rush avg.) and added a 22-yard touchdown run
- **11/11 vs. ATL:** Carried seven times for 72 yards (10.3 rush avg.) and scored on a 56-yard run

2011 (w/ N.O. - 6/2, 2/0)

Spent the first seven weeks of the season on the Physically Unable to Perform list recovering from foot and sports hernia surgeries ... Played in six games and had 79 rushes for 374 yards (4.7 rush avg.) and one touchdown ... Played in both postseason games and rushed 22 times for 70 yards (3.2 rush avg.)

- **1/1 vs. CAR:** Ran 19 times for 127 yards and one touchdown

2010 (w/ N.O. - 12/3)

Appeared in 12 games with three starts and led the team in rushing, carrying 137 times for 716 yards (5.2 rush avg.) with five touchdowns ... Ranked fourth in the NFL in yards per carry and second among rookies in rushing yardage ... Named an All-Rookie by The Sporting News and Pro Football Weekly/Pro Football Writers of America

- **10/17 at T.B.:** Rushed 15 times for 158 yards (10.5 rush avg.)
- **11/25 at DAL:** Registered two touchdowns as he rushed seven times for 38 yards
- **12/5 at CIN:** Carried 15 times for 117 yards (7.8 rush avg.) with two touchdowns

COLLEGE (at Washington State, 2006-08; at Tiffin University, 2009-10)

• As a senior, carried 39 times for 223 yards in five games before suffering season-ending knee injury

• Appeared in 22 games over three season at Washington State, rushing for 534 yards on 91 attempts (5.9 rush avg.) and four touchdowns

Personal

- Earned three letters in football for head coach John King and two in track and field at Longview (Texas) H.S.
- Named best fullback by 5ATexasFootball.com and was a unanimous first-team All-District 12 5A selection
- Parents are Kenny and Judy Gilliland
- Twitter handle is @ivory33



REGULAR SEASON CAREER STATISTICS

YEAR	TEAM	GP/GS	NO	RUSHING				RECEIVING					
				YDS	AVG	LG	TD	NO	YDS	AVG	LG	TD	
2010	N.O.	12/3	137	716	5.2	55t	5	1	17	17.0	17	0	
2011	N.O.	6/2	79	374	4.7	35t	1	0	0	0.0	0	0	
2012	N.O.	6/2	40	217	5.4	56t	2	2	15	7.5	13	0	
2013	NYJ	15/6	182	833	4.6	69	3	2	10	5.0	12	0	
2014	NYJ	16/10	198	821	4.1	71t	6	18	123	6.8	23	1	
2015	NYJ	15/14	247	1070	4.3	58	7	30	217	7.2	36	1	
2016	JAX	11/1	117	439	3.8	42	3	20	186	9.3	37	0	
2017	JAX	3/0	21	76	3.6	17	0	6	67	11.2	29	0	
NFL totals:			8 yrs. 84/38	1,021	4,546	4.5	71t	27	80	635	7.9	37	2



POSTSEASON CAREER STATISTICS

YEAR	TEAM	GP/GS	NO	RUSHING				RECEIVING					
				YDS	AVG	LG	TD	NO	YDS	AVG	LG	TD	
2011	N.O.	2/0	22	70	3.2	19	0	0	0	0.0	0	0	
NFL totals:			7 yrs. 2/0	22	70	3.2	19	0	0	0	0.0	0	0



CAREER HIGHS

	GAME	SEASON
Rushing attempts:	34 (10/20/13 vs. New England)	247 (2015)
Rushing yards:	166 (10/4/15 at Miami)	1,070 (2015)
Longest rush:	71 (9/7/14 vs. Oakland)	71 (2014)
Rushing touchdowns:	2 (three times, last: 10/26/14 vs. Buffalo)	7 (2015)
Receptions:	6 (11/20/16 at Detroit)	30 (2015)
Receiving yards:	75 (11/20/16 at Detroit)	217 (2015)
Receiving touchdowns:	1 (two times, last: 10/25/15 at New England)	14 (2015)

CHRIS IVORY



2011 GAME-BY-GAME STATISTICS

DATE	GAME	RUSHING					RECEIVING					
		NO	YDS	AVG	LG	TD	NO	YDS	AVG	LG	TD	
09/08	at G.B.											
09/18	vs. Chicago											
09/25	vs. Houston											
10/02	at Jacksonville											
10/09	at Carolina											
10/16	at Tampa Bay											
10/23	vs. Indianapolis											
10/30	at St. Louis	6	18	3.0	6	0	0	0	0.0	0	0	0
11/06	vs. Tampa Bay	15	67	4.5	12	0	0	0	0.0	0	0	0
11/13	at Atlanta											
	BYE WEEK											
11/28	vs. N.Y. Giants											
12/04	vs. Detroit											
12/11	vs. Tennessee	13	53	4.1	25	0	0	0	0.0	0	0	0
12/18	vs. Minnesota	18	74	4.1	12	0	0	0	0.0	0	0	0
12/26	vs. Atlanta	8	35	4.4	11	0	0	0	0.0	0	0	0
01/01	vs. Carolina	19	127	6.7	35t	1	0	0	0.0	0	0	0
2011 totals:		79	374	4.7	35t	1	0	0	0.0	0	0	0
01/07	vs. Detroit	13	47	3.6	19	0	0	0	0.0	0	0	0
01/14	at San Francisco	9	23	2.6	7	0	0	0	0.0	0	0	0
Postseason totals:		22	70	3.2	19	0	0	0	0.0	0	0	0



2010 GAME-BY-GAME STATISTICS

DATE	GAME	RUSHING					RECEIVING					
		NO	YDS	AVG	LG	TD	NO	YDS	AVG	LG	TD	
09/09	vs. Minnesota											
09/20	at San Francisco											
09/26	vs. Atlanta	7	13	1.9	9	0	0	0	0.0	0	0	0
10/03	vs. Carolina	12	67	5.6	14	0	0	0	0.0	0	0	0
10/10	at Arizona	10	39	3.9	14	0	0	0	0.0	0	0	0
10/17	at Tampa Bay	15	158	10.5	33	0	1	17	17.0	17	0	0
10/24	vs. Cleveland	15	48	3.2	8	0	0	0	0.0	0	0	0
10/31	vs. Pittsburgh	7	7	1.0	6	0	0	0	0.0	0	0	0
11/07	at Carolina	12	50	4.2	11	0	0	0	0.0	0	0	0
	BYE WEEK											
11/21	vs. Seattle	23	99	4.3	24	1	0	0	0.0	0	0	0
11/25	at Dallas	7	38	5.4	17	2	0	0	0.0	0	0	0
12/05	at Cincinnati	15	117	7.8	55t	2	0	0	0.0	0	0	0
12/12	vs. St. Louis	7	47	6.7	18	0	0	0	0.0	0	0	0
12/19	at Baltimore											
12/27	at Atlanta											
01/02	vs. Tampa Bay	7	33	4.7	11	0	0	0	0.0	0	0	0
2010 totals:		137	716	5.2	55t	5	1	17	17.0	17	0	0

MYLES JACK

44

MYLES JACK

LINEBACKER

6-1 244 LBS

UCLA

BORN SEPTEMBER 3, 1995

SCOTTSDALE, ARIZONA

ACQ: 2ND ROUND OF 2016 DRAFT (36TH)

EXP: 2ND YEAR



TRANSACTIONS

Originally drafted by Jacksonville in the second round (36th overall) of the 2016 draft on choice obtained from Baltimore for Jaguars' second (38th overall)- and fifth (146th overall)-round choices

PRO (Games played/started - 19/13)

Made his NFL and Jaguars debut in the team's season opener in 2016

2017 (w/ JAX - 3/3)

- **9/10 at HOU:** Started at SLB and led the team with 14 tackles (eight solo) and also had one tackle for a loss
- **9/17 vs. TEN:** Tied for second on the team with six tackles (five solo) and also recorded one sack, one tackle for a loss and a quarterback hit
- **9/24 vs. BAL:** Started at SLB and recorded four solo tackles

2016 (w/ JAX - 16/10)

Played in all 16 games starting at OTTO in 10 his rookie ... Totaled 22 tackles (16 solo) to rank tied for 12th on the team in tackles

- **9/11 vs. G.B.:** Played in 12 snaps on special teams in NFL and team debut
- **9/18 at S.D.:** Saw action at LB, making two solo tackles, and on special teams
- **9/25 vs. BAL:** Saw action on special teams
- **10/2 vs. IND:** Earned his first career start at OTTO and made four tackles (three solo) and one pass defended
- **10/16 at CHI:** Started at OTTO and made one solo tackle
- **10/23 vs. OAK:** Started at OTTO and recorded one solo tackle and saw time on special teams
- **10/27 at TEN:** Started at OTTO and saw action on special teams
- **11/6 at K.C.:** Started at OTTO and made one solo tackle
- **11/13 vs. HOU:** Started at OTTO and made two solo tackles, including one special teams tackle
- **11/20 at DET:** Saw action at OTTO and posted three tackles (two solo), including one tackle for loss
- **11/27 at BUF:** Started at OTTO and made five tackles (two solo), including his first career half-sack
- **12/4 vs. DEN:** Started at OTTO and made one solo tackle
- **12/11 vs. MIN:** Saw action at OTTO and made one tackle
- **12/18 at HOU:** Saw action at OTTO and made one tackle
- **12/24 vs. TEN:** Saw action at OTTO
- **1/1 at IND:** Started at OTTO and recorded one pass defended

COLLEGE (at UCLA, 2013-15)

As a junior, started in all three games he played before injuring his knee in practice ... Registered 15 tackles ... Starter in all 13 games at LB and named second-team all-conference ... Finished second on the team with 88 tackles, 8.0 for loss, and seven passes defended ... As a freshman, saw action in all 13 games with 12 starts, 11 at LB and one at RB ... Finalist for the Paul Hornung Award as the nation's most versatile player ... Named first-team All-America by Athlon Sports as an all-purpose player and honorable mention All-America by SI.com ... First-team Freshman All-America selection by Sporting News ... Named both offensive and defensive freshman of the year in the Pac-12 by coaches ... Earned second-team All-Pac-12 honors ... His 75 tackles ranked fifth on the team and as the second-most ever by a true freshman ... Led team with 11 passes defended ... Scored seven rushing touchdowns on the season (second on the school's freshman list behind DeShaun Foster in 1998) ... Earned a spot on the Athletic Director's Academic Honor Roll in 2013 Fall and 2014 Winter quarters

PERSONAL

- A four-star recruit from Bellevue (Wash.) High School, according to both scout.com and rivals.com
- Ranked as the nation's No. 4 OLB and No. 1 in the west
- Also played running back in high school for an offense that averaged more than 46 points per game his senior season
- Selected to play in the U.S. Army All-American game, where he posted five tackles
- Earned letters in track (three) and basketball (one)
- Son of H. David Jack and La Sonjia (Fisher) Jack
- Has one brother, Jahlen
- Twitter handle is @MylesJack

REGULAR SEASON CAREER STATISTICS

YEAR	TEAM	GP/GS	TKL	SOLO	ASST	SACKS	FF	FR	PD	TFL
2016	JAX	16/10	22	16	6	0.5	0	0	2	1
2017	JAX	3/3	24	17	7	1.0	0	0	0	2
NFL totals: 2 yr. 19/13			46	33	13	1.5	0	0	2	3

2017 GAME-BY-GAME STATISTICS

DATE	OPP	TKL	SOLO	ASST	ST	SACKS	FF	FR	PD	TFL
09/10	at Houston	14	8	6	0	0.0	0	0	0	1
09/17	vs. Tennessee	6	5	1	0	1.0	0	0	0	1
09/24	vs. Baltimore	4	4	0	0	0.0	0	0	0	0
10/01	at New York Jets									
10/08	at Pittsburgh									
10/15	vs. LA Rams									
10/22	at Indianapolis									
	BYE WEEK									
11/05	vs. Cincinnati									
11/12	vs. LA Chargers									
11/19	at Cleveland									
11/26	at Arizona									
12/03	vs. Indianapolis									
12/10	vs. Seattle									
12/17	vs. Houston									
12/24	at San Francisco									
12/31	at Tennessee									
2017 totals:		24	17	7	0	1.0	0	0	0	2

2016 GAME-BY-GAME STATISTICS

DATE	OPP	TKL	SOLO	ASST	ST	SACKS	FF	FR	PD	TFL
09/11	vs. Green Bay	0	0	0	0	0.0	0	0	0	0
09/18	at San Diego	2	2	0	0	0.0	0	0	0	0
09/25	vs. Baltimore	0	0	0	0	0.0	0	0	0	0
10/02	vs. Indianapolis	4	3	1	0	0.0	0	0	1	0
	BYE WEEK									
10/16	at Chicago	1	1	0	0	0.0	0	0	0	0
10/23	vs. Oakland	1	1	0	0	0.0	0	0	0	0
10/27	at Tennessee	0	0	0	0	0.0	0	0	0	0
11/06	at Kansas City	1	1	0	0	0.0	0	0	0	0
11/13	vs. Houston	2	2	0	0	0.0	0	0	0	0
11/20	at Detroit	3	2	1	0	0.0	0	0	0	1
11/27	at Buffalo	5	2	3	0	0.5	0	0	0	0
12/04	vs. Denver	1	1	0	0	0.0	0	0	0	0
12/11	vs. Minnesota	1	0	1	0	0.0	0	0	0	0
12/18	at Houston	1	1	0	0	0.0	0	0	0	0
12/24	vs. Tennessee	0	0	0	0	0.0	0	0	0	0
01/01	at Indianapolis	0	0	0	0	0.0	0	0	1	0
2016 totals:		22	16	6	0	0.5	0	0	2	1

MALIK JACKSON

97

MALIK JACKSON

DEFENSIVE LINEMAN

6-5 290 LBS.

TENNESSEE

BORN JANUARY 11, 1990

VAN NUYS, CALIFORNIA

ACQ: UFA (DENVER) 2016

EXP: 6TH YEAR



TRANSACTIONS

Originally selected by Denver in the fifth round (137th overall) of the 2012 NFL Draft ... Signed by Jacksonville as an unrestricted free agent on 3/10/16

PRO (Games played/started - 81/43, 8/7)

- Sixth-year defensive lineman joined the Jaguars after spending four years in Denver
- Has played in 62 regular season games (24 starts) and eight playoff contests (seven starts) during his first four years with the Broncos
- Has recorded 21 tackles (16 solo), two passes defended, two forced fumbles, one sack and one fumble recovery in eight playoff games

2017 (w/ JAX - 3/3)

- **9/10 at HOU:** Started at DT and recorded three solo tackles, one sack, one tackle for a loss and one pass defended
- **9/17 vs. TEN:** Started at DT and recorded two solo tackles
- **9/24 vs. BAL:** Started at DT and recorded two tackles (one solo) and a half of a sack

2016 (w/ JAX - 16/16)

Started all 16 games at DT ... Led the team in passes defended (19) and ranked the fifth-most in the NFL among defensive linemen ... Totaled the second-most tackles for loss (11) and sacks (6.5)

- **9/11 vs. G.B.:** Started at DT in his Jaguars debut
- **9/18 at S.D.:** Started at DT and made two tackles (one solo), including one tackle for loss
- **9/25 vs. BAL:** Registered his first sack of the season and first sack as a Jaguar
- **10/2 vs. IND:** Posted a season-high five solo tackles, including one tackle for loss, and one pass defended
- **10/16 at CHI:** Started at DT and made three tackles, including one tackle for loss
- **10/23 vs. OAK:** Started at DT and recorded one quarterback hit
- **10/27 at TEN:** Started at DT
- **11/6 at K.C.:** Started at DT, making one tackle and was credited with 0.5 sack
- **11/13 vs. HOU:** Started at DT and made four solo tackles
- **11/20 at DET:** Started at DT and tallied two tackles (one solo) and one sack
- **11/27 at BUF:** Started at DT and made five tackles (four solo), including 2.0 sacks
- **12/4 vs. DEN:** Started at DT and made two solo tackles
- **12/11 vs. MIN:** Started at DT and made one solo tackle and one fumble recovery
- **12/18 at HOU:** Started at DT and recorded three tackles (one solo), one tackle for a loss and one pass defended
- **12/24 vs. TEN:** Tallied one tackle for loss and one pass defended
- **1/1 at IND:** Started at DT and tallied two solo tackles, tied a career-high with 2.0 sacks and also registered two tackles for a loss

2015 (w/ DEN - 16/16, 3/3)

Started all 16 games for the first time in his career, finishing with a career-high 45 tackles (34 solo), 5.0 sacks and a career-best seven passes defended ... Started all three of Denver's postseason contests and tallied nine tackles (eight solo) and a fumble recovery for a TD in Super Bowl 50

- **9/17 vs. K.C.:** Finished with three tackles, one sack and one pass defended that led to CB Chris Harris Jr.'s interception at the Broncos' 10-yard line
- **9/27 at DET:** Posted three tackles, one fumble recovery and 0.5 sacks
- **10/11 at OAK:** Registered six tackles (five solo) and one sack
- **10/18 at CLE:** Posted four tackles (three solo), two tackles for loss and one sack
- **12/20 at PIT:** Tallied five tackles (four solo) and 1.5 sacks
- **2/7 vs. CAR (Super Bowl 50):** Recorded five tackles (five solo) and recovered a fumble in the end zone, marking the seventh fumble recovery for a touchdown in Super Bowl history

2014 (w/ DEN - 16/3, 1/1)

Played all 16 games for the second consecutive season and totaled 42 tackles (33 solo), four passes defended, three sacks and one forced fumble ... Was part of a rushing defense that allowed just 79.8 rushing yards per game, the lowest single-season figure in team history and the NFL's second-best mark in 2014

- **9/7 vs. IND:** Posted two tackles (one solo) and 0.5 sacks in season opener
- **10/5 vs. ARI:** Had two tackles (one solo) and 0.5 sacks
- **12/7 vs. BUF:** Tallied a season-high six tackles (six solo) and one sack
- **1/11 vs. IND:** Posted four tackles (one solo) in AFC Divisional Playoff Game

2013 (w/ DEN - 16/5, 3/3)

Played all 16 regular season games (five starts) and led Denver's defensive line with

42 tackles ... Ranked second on the team with six sacks and led the team with 11 tackles for loss ... Added four passes defended and one forced fumble ... Started in all three postseason games for the Broncos and made eight tackles (seven solo), one sack and two passes defended

- **9/23 vs. OAK:** Recorded his first career sack, splitting it with LB Wesley Woodyard
- **10/13 vs. JAX:** Posted a season-high seven tackles (five solo), two sacks and one pass defended
- **12/1 at K.C.:** Made his first NFL start ... Forced his first career fumble while adding two solo tackles
- **1/12 vs. S.D.:** Made his first postseason start and registered three tackles and one sack in team's AFC Divisional Playoff Game

2012 (w/ DEN - 14/0, 1/0)

Played 14 games as a rookie and totaled five tackles (three solo)

COLLEGE (at Southern California, 2008-09; at Tennessee, 2010-11)

- Played 46 games (24 starts) at Southern California and Tennessee and made 136 tackles (67 solo), 13 sacks, four forced fumbles and one fumble recovery
- Earned first-team All-SEC as a senior and second-team all-conference as a junior
- As a senior, led the Volunteers in tackles for loss (11) and sacks (2.5)
- Saw action in 21 games as a reserve defensive lineman at USC and recorded 22 tackles (15 solo), 5.5 sacks and two forced fumbles

PERSONAL

- Made 103 tackles and 14.5 sacks at Birmingham High School in Van Nuys, Calif.
- Helped lead Birmingham to the 2006 Los Angeles City title with 10.5 sacks as a junior
- Twin brother, Marquis, was all-conference DE for Texas Southern University from 2010-11
- Twitter handle is @TheMalikJackson

REGULAR SEASON CAREER STATISTICS									
YEAR	TEAM	GP/GS	TKL	SOLO	ASST	SACKS	FF	FR	PD
2012	DEN	14/0	5	3	2	0.0	0	0	0
2013	DEN	16/5	42	30	12	6.0	1	0	4
2014	DEN	16/3	42	33	9	3.0	1	0	4
2015	DEN	16/16	45	34	11	5.0	0	2	7
2016	JAX	16/16	33	28	5	6.5	0	1	3
2017	JAX	3/3	7	6	1	1.5	0	0	1
NFL totals: 6 yrs.		81/43	174	134	40	22.0	2	3	19

POSTSEASON CAREER STATISTICS									
YEAR	TEAM	GP/GS	TKL	SOLO	ASST	SACKS	FF	FR	PD
2012	DEN	1/0	0	0	0	0.0	0	0	0
2013	DEN	3/3	8	7	1	1.0	0	0	2
2014	DEN	1/1	4	1	3	0.0	0	0	0
2015	DEN	3/3	9	8	1	0.0	0	1	0
NFL totals: 4 yrs.		8/7	21	16	5	1.0	0	1	2

CAREER HIGHS		
	GAME	SEASON
Tackles:	7 (10/13/13 vs. Jacksonville)	45 (2015)
Sacks:	2.0 (three times, last: 1/1/17 at IND)	6.5 (2016)
Forced fumbles:	1 (twice, last: 11/9/14 at Oakland)	1 (2013 & 2014)
Fumble recoveries:	1 (three times last: 12/11/16 vs. MIN)	2 (2015)
Passes defended:	2 (six times, last: 12/13/15 vs. Oakland)	7 (2015)

2017 GAME-BY-GAME STATISTICS										
DATE	OPP	TKL	SOLO	ASST	SACKS	FF	FR	PD	TFL	
09/10	at Houston	3	3	0	1.0	0	0	1	1	
09/17	vs. Tennessee	2	2	0	0.0	0	0	0	0	
09/24	vs. Baltimore	2	1	1	0.5	0	0	0	0	
10/01	at New York Jets									
10/08	at Pittsburgh									
10/15	vs. LA Rams									
10/22	at Indianapolis									
	BYE WEEK									
11/05	vs. Cincinnati									
11/12	vs. LA Chargers									
11/19	at Cleveland									
11/26	at Arizona									
12/03	vs. Indianapolis									
12/10	vs. Seattle									
12/17	vs. Houston									
12/24	at San Francisco									
12/31	at Tennessee									
2017 totals:		7	6	1	1.5	0	0	1	1	

MALIK JACKSON

2016 GAME-BY-GAME STATISTICS

DATE	OPP	TKL	SOLO	ASST	SACKS	FF	FR	PD	TFL
09/11	vs. Green Bay	0	0	0	0.0	0	0	0	0
09/18	at San Diego	2	1	1	0.0	0	0	0	1
09/25	vs. Baltimore	2	2	0	1.0	0	0	0	1
10/02	vs. Indianapolis	5	5	0	0.0	0	0	1	1
	BYE WEEK								
10/16	at Chicago	3	3	0	0.0	0	0	0	1
10/23	vs. Oakland	0	0	0	0.0	0	0	0	0
10/27	at Tennessee	0	0	0	0.0	0	0	0	0
11/06	at Kansas City	1	0	1	0.5	0	0	0	0
11/13	vs. Houston	4	4	0	0.0	0	0	0	0
11/20	at Detroit	2	1	1	1.0	0	0	0	1
11/27	at Buffalo	5	4	1	2.0	0	0	0	2
12/04	vs. Denver	2	2	0	0.0	0	0	0	0
12/11	vs. Minnesota	1	1	0	0.0	0	1	0	0
12/18	at Houston	3	2	1	0.0	0	0	1	1
12/24	vs. Tennessee	1	1	0	0.0	0	0	1	1
01/01	at Indianapolis	2	2	0	2.0	0	0	0	2
2016 totals:		33	28	5	6.5	0	1	3	11

2015 GAME-BY-GAME STATISTICS

DATE	OPP.	TKL	SOLO	ASST	SACKS	FF	FR	PD
09/13	vs. Baltimore	3	0	3	0.0	0	0	0
09/17	at Kansas City	3	0	3	1.0	0	0	0
09/27	at Detroit	2	1	1	0.5	0	1	0
10/04	vs. Minnesota	2	1	1	0.0	0	0	0
10/11	at Oakland	6	5	1	1.0	0	0	0
10/18	at Cleveland	4	3	1	1.0	0	0	0
11/01	vs. Green Bay	2	1	1	0.0	0	0	1
11/08	at Indianapolis	5	3	2	0.0	0	0	2
11/15	vs. Kansas City	3	3	0	0.0	0	0	0
11/22	at Chicago	0	0	0	0.0	0	1	0
11/29	vs. New England	1	0	1	0.0	0	0	0
12/06	at San Diego	2	2	0	0.0	0	0	2
12/13	vs. Oakland	2	2	0	0.0	0	0	2
12/20	at Pittsburgh	5	3	2	1.5	0	0	0
12/28	vs. Cincinnati	3	2	1	0.0	0	0	0
01/03	vs. San Diego	2	2	0	0.0	0	0	0
2015 totals:		45	34	11	5.0	0	2	7

01/17	vs. Pittsburgh	2	1	1	0.0	0	0	0
01/24	vs. New England	2	2	0	0.0	0	0	0
02/07	vs. Carolina	5	5	0	0.0	0	1	0
Postseason totals:		9	8	1	0.0	0	1	0

2014 GAME-BY-GAME STATISTICS

DATE	OPP.	TKL	SOLO	ASST	SACKS	FF	FR	PD
09/07	vs. Indianapolis	2	1	1	0.5	0	0	0
09/14	vs. Kansas City	1	1	0	0.0	0	0	0
09/21	at Seattle	5	0	5	0.0	0	0	0
	BYE WEEK							
10/05	vs. Arizona	2	1	1	0.5	0	0	0
10/12	at N.Y. Jets	4	3	1	0.0	0	0	0
10/19	vs. San Francisco	1	1	0	1.0	0	0	0
10/23	vs. San Diego	1	1	0	1.0	0	0	0
11/02	at New England	2	1	1	0.0	0	0	0
11/09	at Oakland	1	1	0	0.0	1	0	0
11/16	at St. Louis	5	5	0	0.0	0	0	0
11/23	vs. Miami	3	3	0	0.0	0	0	0
11/30	at Kansas City	0	0	0	0.0	0	0	0
12/07	vs. Buffalo	6	6	0	1.0	0	0	0
12/14	at San Diego	2	2	0	0.0	0	0	2
12/22	at Cincinnati	5	5	0	0.0	0	0	0
12/28	vs. Oakland	2	2	0	0.0	0	0	2
2014 Totals:		42	33	9	3.0	1	0	4

01/11	vs. Indianapolis	4	1	3	0.0	0	0	0
Postseason totals:		4	1	3	0.0	0	0	0

2013 GAME-BY-GAME STATISTICS

DATE	OPP.	TKL	SOLO	ASST	SACKS	FF	FR	PD
09/05	vs. Baltimore	1	0	1	0.0	0	0	0
09/15	at N.Y. Giants	2	2	0	0.0	0	0	0
09/23	vs. Oakland	1	0	1	0.5	0	0	0
09/29	vs. Philadelphia	0	0	0	0.0	0	0	0
10/06	at Dallas	2	1	1	1.0	0	0	0
10/13	vs. Jacksonville	7	5	2	2.0	0	0	1
10/20	at Indianapolis	3	1	2	0.0	0	0	1
10/27	vs. Washington	1	1	0	0.0	0	0	0
11/10	at San Diego	3	1	2	0.5	0	0	2
11/17	vs. Kansas City	3	1	2	0.0	0	0	2
11/24	at New England	1	1	0	0.0	0	0	0
12/01	at Kansas City	2	2	0	0.0	1	0	0
12/08	vs. Tennessee	4	4	0	1.0	0	0	0
12/12	vs. San Diego	3	3	0	0.0	0	0	0
12/22	at Houston	5	4	1	0.0	0	0	0
12/29	at Oakland	4	4	0	1.0	0	0	0
2013 Totals:		42	30	12	6.0	1	0	4

01/12	vs. San Diego	3	3	0	1.0	0	0	0
01/19	vs. New England	0	0	0	0.0	0	0	1
02/02	vs. Seattle	5	4	1	0.0	0	0	1
Postseason totals:		8	7	1	1.0	0	0	2

2012 GAME-BY-GAME STATISTICS

DATE	OPP.	TKL	SOLO	ASST	SACKS	FF	FR	PD
09/09	vs. Pittsburgh				ina			
09/17	at Atlanta	0	0	0	0.0	0	0	0
09/23	vs. Houston	1	1	0	0.0	0	0	0
09/30	vs. Oakland	0	0	0	0.0	0	0	0
10/07	at New England	1	1	0	0.0	0	0	0
10/15	at San Diego				DNP			
	BYE WEEK							
10/28	vs. San Diego	0	0	0	0.0	0	0	0
11/04	at Cincinnati	0	0	0	0.0	0	0	0
11/11	at Carolina	1	1	0	0.0	0	0	0
11/18	vs. San Diego	0	0	0	0.0	0	0	0
11/25	at Kansas City	0	0	0	0.0	0	0	0
12/02	vs. Tampa Bay	0	0	0	0.0	0	0	0
12/06	at Oakland	0	0	0	0.0	0	0	0
12/16	at Baltimore	0	0	0	0.0	0	0	0
12/23	vs. Cleveland	1	0	1	0.0	0	0	0
12/30	vs. Kansas City	1	1	0	0.0	0	0	0
2012 Totals:		42	30	12	6.0	1	0	4

01/12	vs. Baltimore	1	0	1	0.0	0	0	0
Postseason totals:		1	0	1	0.0	0	0	0

ABRY JONES

95

ABRY JONES

DEFENSIVE TACKLE

6-4 318 LBS

GEORGIA

BORN SEPTEMBER 8, 1991

WARNER ROBINS, GEORGIA

ACQ: FREE AGENT 2013

EXP: 5TH YEAR



TRANSACTIONS

Originally signed by Jacksonville as an undrafted rookie on 4/27/13 ... Placed on injured reserve on 1/1/16

PRO (Games played/started - 57/14)

- Earned roster spot as an undrafted rookie in 2013
- Played in all 16 games in 2014

2017 (w/ JAX - 3/3)

- **9/10 at HOU:** Started at NT and assisted on two tackles and recorded a half sack, two quarterback hits and recovered one fumble
- **9/17 vs. TEN:** Started at NT
- **9/24 vs. BAL:** Started at NT and recorded two solo tackles

2016 (w/ JAX - 15/9)

Started nine of 15 games played ... Totaled 32 tackles (26 solo), including four for a loss, and one PD

- **9/11 vs. G.B.:** Played five snaps at DT and 17 on special teams
- **9/18 at S.D.:** Saw action at DT and made one tackle
- **9/25 vs. BAL:** Saw action at DT and on special teams
- **10/2 vs. IND:** Saw action at DT and made two tackles (one solo)
- **10/16 at CHI:** Saw action at DT, making two solo tackles, including one tackle for loss
- **10/23 vs. OAK:** Totaled three solo tackles, including one tackle for a loss
- **10/27 at TEN:** Started at DT and had three tackles (two solo)
- **11/6 at K.C.:** Started at DT and made two solo tackles
- **11/13 vs. HOU:** Started at DT and made two solo tackles
- **11/20 at DET:** Started at DT and made five tackles (four solo), including one tackle for loss and one pass defensed
- **11/27 at BUF:** Inactive (ankle)
- **12/4 vs. DEN:** Started at DT and made two solo tackles
- **12/11 vs. MIN:** Started at DT and made one solo tackle
- **12/18 at HOU:** Started at DT and recorded three tackles (two solo) and had one tackle for a loss
- **12/24 vs. TEN:** Started at DT and made three tackles (two solo)
- **1/1 at IND:** Started at DT and made three solo tackles

2015 (w/ JAX - 15/0)

Played in 15 games before being placed on the team's injured reserve list for the final regular season game ... Totaled 16 tackles (seven solo), 2.0 sacks, one forced fumble and one fumble recovery

- **10/4 at IND:** Saw action at DT and special teams, and recorded his first career fumble recovery
- **10/11 at T.B.:** Made five tackles (three solo), including two tackles for loss and recorded one pass defensed
- **10/25 vs. BUF:** Made one tackle (one solo), including one sack
- **11/15 at BAL:** Made four tackles (one solo), including a sack-fumble that was recovered by DT **Tyson Alualu**

2014 (w/ JAX - 16/2)

Played in all 16 games for the first time in his career and registered a career-best 39 tackles (23 solo), three sacks, four tackles for loss, three quarterback hits and one forced fumble

- **10/5 vs. PIT:** Registered a career-high two sacks including a sack/forced fumble of QB **Ben Roethlisberger** early in the fourth quarter ... Also sacked Roethlisberger in the second quarter ... Added one QB pressure and one tackle for loss
- **10/19 vs. CLE:** Made three solo tackles, one QB hit and one tackle for loss ...
- **12/7 vs. HOU:** Saw action at DT and matched his season-high with four tackles (three solo)
- **12/18 vs. TEN:** Made first career start and totaled a career-high five tackles (three solo) along with one sack ... Sacked QB **Charlie Whitehurst** for a three-yard loss on the opening possession
- **12/28 at HOU:** Started for the second consecutive game and totaled three tackles (one solo)

2013 (w/ JAX - 8/0)

Played in eight games as a rookie after earning a roster spot as an undrafted free agent ... Totaled nine tackles, 0.5 sacks and one QB hit

- **10/6 at STL:** Made NFL debut on and saw action on defense
- **10/20 vs. SD:** Made first career tackle

- **12/22 vs. TEN:** Saw extensive action in DL rotation and posted a career-high four tackles (three solo), one QB hit and split a sack with LB **Paul Posluszny** in the first quarter
- **12/29 at IND:** Totaled two solo tackles in season-finale

COLLEGE (at Georgia, 2009-12)

- Three-year letterman and appeared in 46 games, making 26 starts at DE and DT
- Career totals include 107 tackles (52 solo), 35 QB pressures, 13.5 tackles for a loss, 5.0 sacks and two forced fumbles
- Received the David Jacobs Award as a player who, by example, portray courage, spirit, character and determination
- Majored in communication studies

PERSONAL

- Attended Northside (Ga.) High School
- USA Today All-USA second-team selection
- Twitter handle is @JUSTAB3

REGULAR SEASON CAREER STATISTICS

YEAR	TEAM	GP/GS	TKL	SOLO	ASST	SACKS	FF	FR	PD	TFL
2013	JAX	8/0	9	8	1	0.5	0	0	0	0
2014	JAX	16/2	39	23	16	3.0	1	0	1	3
2015	JAX	15/0	16	7	9	2.0	1	1	2	3
2016	JAX	15/9	32	26	6	0.0	0	0	1	4
2017	JAX	3/3	4	2	2	0.5	0	1	0	0
NFL totals: 5 yrs.		57/14	100	66	34	6.0	2	2	4	10

CAREER HIGHS

	GAME	SEASON
Tackles:	5 (three times, last: 10/20/16 at DET)	39 (2014)
Sacks:	2.0 (10/5/14 vs. PIT)	3.0 (2014)
Forced fumbles:	1 (twice, last: 11/15/15 at BAL)	1 (2014 & 2015)
Fumble recoveries:	1 (10/4/15 at IND)	1 (2014)
Passes defensed:	1 (four times, last: 10/20/16 at DET)	2 (2015)

2017 GAME-BY-GAME STATISTICS

DATE	OPP	TKL	SOLO	ASST	ST	SACKS	FF	FR	PD	TFL
09/10	at Houston	2	0	2	0	0.5	0	1	0	0
09/17	vs. Tennessee	0	0	0	0	0.0	0	0	0	0
09/24	vs. Baltimore	2	2	0	0	0.0	0	0	0	0
10/01	at New York Jets									
10/08	at Pittsburgh									
10/15	vs. LA Rams									
10/22	at Indianapolis									
	BYE WEEK									
11/05	vs. Cincinnati									
11/12	vs. LA Chargers									
11/19	at Cleveland									
11/26	at Arizona									
12/03	vs. Indianapolis									
12/10	vs. Seattle									
12/17	vs. Houston									
12/24	at San Francisco									
12/31	at Tennessee									
2017 totals:		4	2	2	0	0.5	0	1	0	0

2016 GAME-BY-GAME STATISTICS

DATE	OPP	TKL	SOLO	ASST	ST	SACKS	FF	FR	PD	TFL
09/11	vs. Green Bay	0	0	0	0	0.0	0	0	0	0
09/18	at San Diego	1	0	1	0	0.0	0	0	0	0
09/25	vs. Baltimore	0	0	0	0	0.0	0	0	0	0
10/02	vs. Indianapolis	2	1	1	0	0.0	0	0	0	0
	BYE WEEK									
10/16	at Chicago	2	2	0	0	0.0	0	0	0	1
10/23	vs. Oakland	3	3	0	0	0.0	0	0	0	1
10/27	at Tennessee	3	2	1	0	0.0	0	0	0	0
11/06	at Kansas City	2	2	0	0	0.0	0	0	0	0
11/13	vs. Houston	2	2	0	0	0.0	0	0	0	0
11/20	at Detroit	5	4	1	0	0.0	0	0	1	1
11/27	at Buffalo									
	ina									
12/04	vs. Denver	2	2	0	0	0.0	0	0	0	0
12/11	vs. Minnesota	1	1	0	0	0.0	0	0	0	0
12/18	at Houston	3	2	1	0	0.0	0	0	0	1
12/24	vs. Tennessee	3	2	1	0	0.0	0	0	0	0
01/01	at Indianapolis	3	3	0	0	0.0	0	0	0	0
2016 totals:		32	26	6	0	0.0	0	0	1	4

ABRY JONES



2015 GAME-BY-GAME STATISTICS

DATE	GAME	TKL	SOLO	ASST	ST	SACKS	FF	FR	PD	TFL
09/13	vs. Carolina	0	0	0	0	0.0	0	0	0	0
09/20	vs. Miami	0	0	0	0	0.0	0	0	0	0
09/27	at New England	1	0	1	0	0.0	0	0	1	0
10/04	at Indianapolis	0	0	0	0	0.0	0	1	0	0
10/11	at Tampa Bay	5	3	2	0	0.0	0	0	1	2
10/18	vs. Houston	0	0	0	0	0.0	0	0	0	0
10/25	vs. Buffalo	1	1	0	0	1.0	0	0	0	1
11/1	BYE WEEK									
11/08	at N.Y. Jets	3	0	3	0	0.0	0	0	0	0
11/15	at Baltimore	4	1	3	0	1.0	1	0	0	0
11/19	vs. Tennessee	1	1	0	0	0.0	0	0	0	0
11/29	vs. San Diego	0	0	0	0	0.0	0	0	0	0
12/06	at Tennessee	0	0	0	0	0.0	0	0	0	0
12/13	vs. Indianapolis	0	0	0	0	0.0	0	0	0	0
12/20	vs. Atlanta	1	1	0	0	0.0	0	0	0	0
12/27	at New Orleans	0	0	0	0	0.0	0	0	0	0
01/03	at Houston					IR				
2015 totals:		16	7	9	0	2.0	1	1	2	3



2014 GAME-BY-GAME STATISTICS

DATE	GAME	TKL	SOLO	ASST	ST	SACKS	FF	FR	PD	TFL
09/07	at Philadelphia	0	0	0	0	0.0	0	0	0	0
09/14	at Washington	3	2	1	0	0.0	0	0	0	1
09/21	vs. Indianapolis	1	1	0	0	0.0	0	0	0	0
09/28	at San Diego	0	0	0	0	0.0	0	0	0	0
10/05	vs. Pittsburgh	4	4	0	0	2.0	1	0	0	0
10/12	at Tennessee	2	2	0	0	0.0	0	0	0	0
10/19	vs. Cleveland	3	3	0	0	0.0	0	0	0	1
10/26	vs. Miami	1	0	1	0	0.0	0	0	1	0
11/02	at Cincinnati	3	1	2	0	0.0	0	0	0	0
11/09	vs. Dallas	1	1	0	0	0.0	0	0	0	0
	BYE WEEK									
11/23	at Indianapolis	3	1	2	0	0.0	0	0	0	0
11/30	vs. N.Y. Giants	3	1	2	0	0.0	0	0	0	0
12/07	vs. Houston	4	3	1	0	0.0	0	0	0	0
12/14	at Baltimore	3	0	3	0	0.0	0	0	0	0
12/18	vs. Tennessee	5	3	2	0	1.0	0	0	0	1
12/28	at Houston	3	1	2	0	0.0	0	0	0	0
2014 totals:		39	23	16	0	3.0	1	0	1	3




2013 GAME-BY-GAME STATISTICS

DATE	GAME	TKL	SOLO	ASST	ST	SACKS	FF	FR	PD	TFL
09/08	vs. Kansas City					ina				
09/15	at Oakland					ina				
09/22	at Seattle					ina				
09/29	vs. Indianapolis					ina				
10/06	at St. Louis	0	0	0	0	0.0	0	0	0	0
10/13	at Denver	0	0	0	0	0.0	0	0	0	0
10/20	vs. San Diego	1	1	0	0	0.0	0	0	0	0
10/27	vs. San Francisco					ina				
	BYE WEEK									
11/10	at Tennessee					ina				
11/17	vs. Arizona					ina				
11/24	at Houston					ina				
12/01	at Cleveland	0	0	0	0	0.0	0	0	0	0
12/05	vs. Houston	1	1	0	0	0.0	0	0	0	0
12/15	vs. Buffalo	1	1	0	0	0.0	0	0	0	0
12/22	vs. Tennessee	4	3	1	0	0.5	0	0	0	0
12/29	at Indianapolis	2	2	0	0	0.0	0	0	0	0
2013 totals:		9	8	1	0	0.5	0	0	0	0

BEN KOYACK

83

BEN KOYACK



TIGHT END

6-5 258 LBS

NOTRE DAME

BORN APRIL 9, 1993

OIL CITY, PENNSYLVANIA

ACQ: 7TH ROUND OF 2015 DRAFT (229TH)

EXP: 2ND YEAR

TRANSACTIONS

Originally drafted by Jacksonville in the seventh round (229th overall) of the 2015 draft ... Signed by Jacksonville to the practices squad on 9/6/15

PRO (Games played/started - 17/7)

• Spent his rookie season in 2015 on the practice squad before starting the 2016 season on the active roster

2017 (w/ JAX - 3/0)

- 9/10 at HOU: Saw action at TE
- 9/17 vs. TEN: Saw action at TE
- 9/24 vs. BAL: Saw action at TE

2016 (w/ JAX - 14/7)

- 9/11 vs. G.B.: Played eight snaps on special teams and lined up at TE six times
- 9/18 at S.D.: Saw action at TE and on special teams, and made one special teams tackle
- 9/25 vs. BAL: Inactive (knee)
- 10/2 vs. IND: Inactive (knee)
- 10/16 at CHI: Saw action on special teams and one snap at TE
- 10/23 vs. OAK: Saw action at TE and special teams ... Provided key block to spring Chris Ivory's 42-yard run
- 10/27 at TEN: Posted his first career receptions (five) for 41 yards (8.2 rec. avg.)
- 11/6 at K.C.: Saw action at TE and on special teams
- 11/13 vs. HOU: Earned his first career start at TE and caught three passes for 35 yards (11.7 rec. avg.)
- 11/20 at DET: Started at TE and made one fumble recovery on special teams
- 11/27 at BUF: Started at TE and had two catches for 23 yards
- 12/4 vs. DEN: Started at TE and made one reception for four yards
- 12/11 vs. MIN: Posted two receptions for 19 yards
- 12/18 at HOU: Started at TE and caught one pass for two yards
- 12/24 vs. TEN: Started at TE and had two catches for 12 yards
- 1/1 at IND: Started at TE and had three catches for 25 yards, including his first career touchdown reception, a 14-yard pass from QB Blake Bortles

COLLEGE (at Notre Dame, 2011-14)

- Participated in the 2015 Senior Bowl
- Named to the Mackey Award Watch List, given annually to the most outstanding Tight End in FBS college football
- As a senior, started at tight end in all 13 games and totaled 30 receptions for 317 yards and two TDs

PERSONAL

- Played for coach Matt LaVerde at Oil City (Pa.) High School
- Received first-team Pennsylvania all-state honors from Pennsylvania Sportswriters and Associated Press in 2010
- Rated best tight end in country and 25th-best prospect overall by Scout.com
- Recorded 62 receptions for 1,031 yards and 11 TDs as a senior ... Averaged 16.6 yards per catch
- Besides tight end, played quarterback, wide receiver, defensive end and linebacker
- Hails from family of musicians and is proficient playing trombone, piano and euphonium
- Son of David and Karen
- Twitter handle is @koymonster

REGULAR SEASON CAREER STATISTICS

YEAR	TEAM	GP/GS	NO	YDS	AVG	LG	TD
2015	JAX				ps		
2016	JAX	14/7	19	161	8.5	17	1
2017	JAX	3/0	0	0	0.0	0	0
NFL totals: 2 yr.		17/7	19	161	8.5	17	1

2017 GAME-BY-GAME STATISTICS

DATE	OPP	RECs	YDS	AVG.	LG	TD
09/10	at Houston	0	0	0.0	0	0
09/17	vs. Tennessee	0	0	0.0	0	0
09/24	vs. Baltimore	0	0	0.0	0	0
10/01	at New York Jets					
10/08	at Pittsburgh					
10/15	vs. LA Rams					
10/22	at Indianapolis					
	BYE WEEK					
11/05	vs. Cincinnati					
11/12	vs. LA Chargers					
11/19	at Cleveland					
11/26	at Arizona					
12/03	vs. Indianapolis					
12/10	vs. Seattle					
12/17	vs. Houston					
12/24	at San Francisco					
12/31	at Tennessee					
2017 totals:		0	0	0.0	0	0

2016 GAME-BY-GAME STATISTICS

DATE	OPP	RECs	YDS	AVG.	LG	TD
09/11	vs. Green Bay	0	0	0.0	0	0
09/18	at San Diego	0	0	0.0	0	0
09/25	vs. Baltimore			ina		
10/02	vs. Indianapolis			ina		
	BYE WEEK					
10/16	at Chicago	0	0	0.0	0	0
10/23	vs. Oakland	0	0	0.0	0	0
10/27	at Tennessee	5	41	8.2	14	0
11/06	at Kansas City	0	0	0.0	0	0
11/13	vs. Houston	3	35	11.7	15	0
11/20	at Detroit	0	0	0.0	0	0
11/27	at Buffalo	2	23	11.5	17	0
12/04	vs. Denver	1	4	4.0	4	0
12/11	vs. Minnesota	2	19	9.5	15	0
12/18	at Houston	1	2	2.0	2	0
12/24	vs. Tennessee	2	12	6.0	6	0
01/01	at Indianapolis	3	25	8.3	14t	1
2016 totals:		19	161	8.5	17	1

Additional statistics: one special teams tackle; one fumble recovery on special teams on 11/20 at DET

MARQISE LEE

11

MARQISE LEE

WIDE RECEIVER
6-0 196 LBS.

SOUTHERN CALIFORNIA
BORN NOVEMBER 25, 1991
INGLEWOOD, CALIFORNIA
ACQ: 2ND ROUND OF 2014 DRAFT (39TH)
EXP: 4TH YEAR



TRANSACTIONS

Originally drafted by Jacksonville in the second round (39th overall) of the 2014 draft

PRO (Games played/started - 42/18)

- Was first of two receivers selected by the Jaguars in the second round of 2014 draft
- Became 24th WR selected by the Jaguars in franchise history, the fifth-highest in team history
- Marked the seventh USC player drafted by the Jaguars in team history, the second-most among any colleges (Florida, 9)
- Became the seventh player in Jaguars history to return a kickoff for a TD and tied former RB **Maurice Jones-Drew** for longest kickoff return in team history

2017 (w/ JAX - 3/3)

- **9/10 at HOU:** Started at WR and returned one punt for seven yards
- **9/17 vs. TEN:** Started at WR and led the team with seven receptions for 76 yards (10.9 avg.) and also returned one punt for four yards
- **9/24 vs. BAL:** Started at WR and recorded four receptions for a team-high 65 yards (16.3 avg.) and returned two punts for two yards

2016 (w/ JAX - 16/6)

Set career highs with 63 receptions for 851 yards and three TDs ... The first player to record at least one passing TD, one receiving TD and one kickoff return for a TD in a single season since 1978 (BAL's **Joe Washington**)

- **9/11 vs. G.B.:** Made two catches for 22 yards
- **9/18 at S.D.:** Had five receptions for a career-high-tying 75 yards (15.0 rec. avg.)
- **9/25 vs. BAL:** Recorded five receptions for 44 yards (8.8 rec. avg.)
- **10/2 vs. IND:** Had four catches for 28 yards (7.0 rec. avg.)
- **10/16 at CHI:** Posted a team-high six receptions for 61 yards (10.2 rec. avg.) ... Returned one kickoff for 26 yards
- **10/23 vs. OAK:** Posted a team-high seven receptions for 107 yards with a long reception of 38 yards, all of which were career highs and the first game with 100+ yards ... Returned 4 kickoffs for 93 yards with a long return of 34 yards
- **10/27 at TEN:** Had one reception for 21 yards ... Returned two kickoffs for 45 yards
- **11/6 at K.C.:** Posted four receptions for a team-high 84 yards (21.0 rec. avg.) ... Returned three kickoffs for 87 yards (29.0 avg.), including a long of 45
- **11/13 vs. HOU:** Posted four receptions for 50 yards (12.5 rec. avg.)
- **11/20 at DEI:** Had four catches for 52 yards (13.0 rec. avg.) and his first TD reception of the season ... Rushed once for six yards and posted a 42-yard kickoff return
- **11/27 at BUF:** Led the team with four receptions for 37 yards and a 20-yard TD reception ... Returned one kick for 36 yards
- **12/4 vs. DEN:** Started at WR and made three catches for 34 yards ... Rushed two times for 10 yards
- **12/11 vs. MIN:** Started at WR and posted five receptions for a career-high 113 yards (22.6 avg.) ... Returned three kicks for 66 yards (22.0 avg.)
- **12/18 at HOU:** Started at WR and returned two kickoffs for 133 yards, including a franchise-tying longest kickoff return with a 100-yard kickoff return TD ...
- **12/24 vs. TEN:** Started at WR and recorded three receptions for 37 yards and one touchdown ... Threw first career pass in the NFL, a 20-yard touchdown to QB **Blake Bortles** in the fourth quarter
- **1/1 at IND:** Started at WR and recorded six receptions for 86 yards (14.3 avg.)

2015 (w/ JAX - 10/1)

Played in 10 games during his second season with one start, totaling 15 receptions for 191 yards (12.7 rec. avg.) for one TD ... Added five rushes for 38 yards (7.6 rush avg.)

- **9/20 vs. MIA:** Had two receptions for 27 yards (13.5 avg.) in season debut ... Also rushed once for 12 yards
- **12/6 at TEN:** Had one reception for 17 yards in his first start of the season at WR ... Also recorded one rush for four yards
- **12/20 vs. ATL:** Had two receptions for 46 yards (23.0 avg.), including a season-long 30-yard reception in the fourth quarter
- **12/27 at N.O.:** Recorded three receptions for 26 yards (8.7 rec. avg.) and one TD ... Rushed once for nine yards (9.0 rush avg.)

2014 (w/ JAX - 13/8)

Appeared in 13 games as a rookie with eight starts and registered 37 receptions for 422 yards and one TD ... Missed three consecutive games with a hamstring injury

- **9/7 at PHI:** Started at WR in NFL debut and tied for the team lead with six catches for 62 yards with a long of 18 ... Joined WR **Allen Hurns** as first two rookie WRs to start in season-opener in franchise history
- **9/14 at WAS:** Started at WR and had two receptions for 11 yards ... Missed next three games with a hamstring injury
- **10/12 at TEN:** Returned to action after missing three games and finished with two receptions for 26 yards with a long of 16 yards .
- **11/23 at IND:** Led the team with 52 yards on three receptions (17.3 avg.) with a career-long 37-yard catch in the fourth quarter
- **11/30 vs. NYG:** Started at WR and led team with six catches for 75 yards ... Scored on a 30-yard TD pass from QB **Blake Bortles** in the third quarter, his first career score
- **12/7 vs. HOU:** Started at WR and posted five receptions for 67 yards with a long of 31 yards, his third straight game with a 30-plus yard reception
- **12/18 vs. TEN:** Started at WR and led team with four catches for 65 yards including a 34-yard grab in the third quarter ... Marked fourth straight game with four or more receptions

COLLEGE (at Southern California, 2011-13)

- Three-year starter who declared for the NFL Draft following his junior season
- Career totals included 248 receptions for 3,655 yards (14.7 avg.) with 29 TDs
- Owns 24 school records and set five Pac-12 Conference marks
- Won the Biletnikoff Award as a sophomore as the nation's top receiver
- Ranked first in school history in receiving yards, second in receptions and fourth in receiving TDs
- Was a long jumper and sprinter on USC's track team
- Became the school's first Biletnikoff Award winner as a sophomore as well as unanimous All-American and All-Pac 12 Conference first-team choice
- Majored in sociology

PERSONAL

- Attended Serra High School in Gardena, Calif.
- Lettered in football, basketball and track
- Earned Parade All-American as a senior as well as Super Prep All-American, Under Armour All-American, ESPNU 150, Rivals 100 and Prep Star Dream Team
- Finished with 57 receptions for 1,409 yards (24.7 avg.) with 24 TDs in final season along with 45 tackles and three INTs
- Was a sprinter and jumper on the track team, boasting a national prep No. 3 best 24-8 long jump, plus career bests of 44-7 in the triple jump, 6-4 in the high jump, 10.74 in the 100 meters and 22.11 in the 200 meters
- Twitter handle is @TeamLee1

REGULAR SEASON CAREER STATISTICS							
YEAR	TEAM	GP/GS	NO	YDS	AVG	LG	TD
2014	JAX	13/8	37	422	11.4	37	1
2015	JAX	10/1	15	191	12.7	30	1
2016	JAX	16/6	63	851	13.5	51	3
2017	JAX	3/3	11	141	12.8	35	0
NFL totals: 3 yrs.		42/18	126	1,605	12.7	51	5

Additional statistics: 14 rushes for 82 yards (5.9 rush avg.); one pass completion for 20 yards and one TD; 18 kickoff returns for 350 yards and one TD

CAREER HIGHS		
	GAME	SEASON
Receptions:	7 (10/23/16 vs. OAK)	63 (2016)
Receiving yards:	113 (12/11/16 vs. BUF)	851 (2016)
Longest reception:	51 (11/6/16 at K.C.)	51 (2016)
Receiving touchdowns:	1 (five times, last: 12/24/16 vs. TEN)	3 (2016)

MARQISE LEE



2017 GAME-BY-GAME STATISTICS

DATE	OPP	RECEIVING				
		RECs	YDS	AVG.	LG	TD
09/10	at Houston	0	0	0.0	0	0
09/17	vs. Tennessee	7	76	10.9	19	0
09/24	vs. Baltimore	4	65	16.3	35	0
10/01	at New York Jets					
10/08	at Pittsburgh					
10/15	vs. LA Rams					
10/22	at Indianapolis					
	BYE WEEK					
11/05	vs. Cincinnati					
11/12	vs. LA Chargers					
11/19	at Cleveland					
11/26	at Arizona					
12/03	vs. Indianapolis					
12/10	vs. Seattle					
12/17	vs. Houston					
12/24	at San Francisco					
12/31	at Tennessee					
2017 totals:		11	141	12.8	35	0

DATE	GAME	PUNT RETURNS				
		NO.	YDS	AVG.	LG	TD
09/10	at Houston	1	7	7.0	7	0
09/17	vs. Tennessee	1	4	4.0	4	0
09/24	vs. Baltimore	2	2	1.0	1	0
10/01	at New York Jets					
10/08	at Pittsburgh					
10/15	vs. LA Rams					
10/22	at Indianapolis					
	BYE WEEK					
11/05	vs. Cincinnati					
11/12	vs. LA Chargers					
11/19	at Cleveland					
11/26	at Arizona					
12/03	vs. Indianapolis					
12/10	vs. Seattle					
12/17	vs. Houston					
12/24	at San Francisco					
12/31	at Tennessee					
2017 totals:		4	13	3.3	7	0



2016 GAME-BY-GAME STATISTICS

DATE	OPP	RECEIVING				
		RECs	YDS	AVG.	LG	TD
09/11	vs. Green Bay	2	22	11.0	12	0
09/18	at San Diego	5	75	15.0	22	0
09/25	vs. Baltimore	5	44	8.8	20	0
10/02	vs. Indianapolis	4	28	7.0	13	0
	BYE WEEK					
10/16	at Chicago	6	61	10.2	14	0
10/23	vs. Oakland	7	107	15.3	38	0
10/27	at Tennessee	1	21	21.0	21	0
11/06	at Kansas City	4	84	21.0	51	0
11/13	vs. Houston	4	50	12.5	18	0
11/20	at Detroit	4	52	13.0	29	1
11/27	at Buffalo	4	37	9.3	20t	1
12/04	vs. Denver	3	34	11.3	17	0
12/11	vs. Minnesota	5	113	22.6	39	0
12/18	at Houston	0	0	0.0	0	0
12/24	vs. Tennessee	3	37	12.3	21t	1
01/01	at Indianapolis	6	86	14.3	22	0
2016 totals:		63	851	13.5	51	3

DATE	GAME	KICK RETURNS				
		NO.	YDS	AVG.	LG	TD
09/11	vs. Green Bay	0	0	0.0	0	0
09/18	at San Diego	0	0	0.0	0	0
09/25	vs. Baltimore	0	0	0.0	0	0
10/02	vs. Indianapolis	0	0	0.0	0	0
	BYE WEEK					
10/16	at Chicago	1	26	26.0	26	0
10/23	vs. Oakland	4	93	23.3	34	0
10/27	at Tennessee	2	45	22.5	25	0
11/06	at Kansas City	3	87	29.0	45	0
11/13	vs. Houston	1	17	17.0	17	0
11/20	at Detroit	1	42	42.0	42	0
11/27	at Buffalo	1	36	36.0	36	0
12/04	vs. Denver	0	0	0.0	0	0
12/11	vs. Minnesota	3	66	22.0	25	0
12/18	at Houston	2	133	66.5	100t	1
12/24	vs. Tennessee	0	0	0.0	0	0
01/01	at Indianapolis	0	0	0.0	0	0
2016 totals:		18	545	30.3	100t	1

Additional statistics: three rushes for 23 yards (7.7 rush avg.); and one completion for 20 yards and one TD (on 12/24 vs. TEN)



2015 GAME-BY-GAME STATISTICS

DATE	GAME	RECs	YDS	AVG.	LG	TD
09/13	vs. Carolina			ina		
09/20	vs. Miami	2	27	13.5	18	0
09/27	at New England	1	13	13.0	13	0
10/04	at Indianapolis			ina		
10/11	at Tampa Bay			ina		
10/18	vs. Houston			ina		
10/25	vs. Buffalo			ina		
11/01	BYE WEEK					
11/08	at N.Y. Jets			ina		
11/15	at Baltimore	1	8	8.0	8	0
11/19	vs. Tennessee	0	0	0.0	0	0
11/29	vs. San Diego	1	3	3.0	3	0
12/06	at Tennessee	1	17	17.0	17	0
12/13	vs. Indianapolis	1	21	21.0	21	0
12/20	vs. Atlanta	2	46	23.0	30	0
12/27	at New Orleans	3	26	8.7	18	1
01/03	at Houston	3	30	10.0	14	0
2015 totals:		15	191	12.7	30	1

Additional statistics: Five rushes for 38 yards (7.6 avg.)

MARQISE LEE



2014 GAME-BY-GAME STATISTICS

DATE	GAME	RECS	YDS	AVG.	LG	TD
09/07	at Philadelphia	6	62	10.3	18	0
09/14	at Washington	2	11	5.5	8	0
09/21	vs. Indianapolis			ina		
09/28	at San Diego			ina		
10/05	vs. Pittsburgh			ina		
10/12	at Tennessee	2	26	13.0	16	0
10/19	vs. Cleveland	1	20	20.0	20	0
10/26	vs. Miami	1	9	9.0	9	0
11/02	at Cincinnati	0	0	0.0	0	0
11/09	vs. Dallas	1	13	13.0	13	0
	BYE WEEK					
11/23	at Indianapolis	3	52	17.3	37	0
11/30	vs. N.Y. Giants	6	75	12.5	30	1
12/07	vs. Houston	5	67	13.4	31	0
12/14	at Baltimore	4	14	3.5	13	0
12/18	vs. Tennessee	4	65	16.3	34	0
12/28	at Houston	2	8	4.0	4	0
2014 totals:		37	422	11.4	37	1

Additional statistics: Three rushes for nine yards (3.0 avg.)

MARCEDES LEWIS

89

MARCEDES LEWIS



TIGHT END

6-6 267 LBS.


UCLA

BORN MAY 19, 1984

LONG BEACH, CALIFORNIA

ACQ: 1ST ROUND OF 2006 DRAFT (28TH)

EXP: 12TH YEAR



TRANSACTIONS

Originally drafted by Jacksonville in the first round (28th overall) of the 2006 draft ... Placed on injured reserve on 11/21/16

PRO (Games played/started - 157/143)

- 12th-year pro has spent his entire career with Jacksonville
- Became Jaguars first Pro Bowl tight end after he earned honors in 2010
- One of three Jaguars to record 4,000+ career receiving yards, joining **Jimmy Smith** (12,287) and **Kennan McCardell** (6,393)
- Former 2006 first-round pick ranks third in Jaguars history in career receiving yards and receiving TDs and fourth in receptions
- Owns team record for receptions, career TDs, receiving yards and receptions of 25-plus yards by a TE

2017 (w/ JAX - 3/3)

Selected as an offensive captain by his teammates for the 2017 season

- **9/10 at HOU:** Started at TE
- **9/17 vs. TEN:** Started at TE
- **9/24 vs. BAL:** Started at TE and recorded four receptions for 62 yards and three TDs, which is a career-high single game performance ... Joins WR **Allen Robinson** and former WR **Jimmy Smith** as the only players in franchise history to catch at least three TD passes in a single game

2016 (w/ JAX - 10/10)

Began his 11th season with the Jaguars, the second-longest career with the team in franchise history ... Placed on injured reserve on 11/21/16

- **9/11 vs. G.B.:** Made two catches for 48 yards, including a 37-yard screen pass
- **9/18 at S.D.:** Posted two receptions for 17 yards, including a 4-yard TD reception
- **9/25 vs. BAL:** Had three receptions for 20 yards (6.7 rec. avg.)
- **10/2 vs. IND:** Exited the game with a hip injury after a 12-yard reception in the second quarter
- **10/16 at CHI:** Started at TE
- **10/23 vs. OAK:** Played in 150th career game, starting at TE, and recorded one reception for 11 yards
- **10/27 at TEN:** Had four receptions for 23 yards (5.8 rec. avg.)
- **11/6 at K.C.:** Had two catches for 23 yards (11.5 rec. avg.)
- **11/13 vs. HOU:** Posted three catches for -1 yards
- **11/20 at DET:** Started at TE and posted two receptions for 16 yards

2015 (w/ JAX - 16/16)

Started and played in all 16 games in his 10th season and totaled 16 receptions for 226 yards (14.1 rec. avg.)

- **10/4 at IND:** Had five receptions for 40 yards (8.0 rec. avg.)
- **11/29 vs. S.D.:** Made one reception for 24 yards (24.0 rec. avg.)
- **12/6 at TEN:** Started at TE, playing in his 140th career game and tallied one reception for seven yards (7.0 rec. avg.)
- **1/3 at HOU:** Had one reception for a season-long 45 yards

2014 (w/ JAX - 8/8)

Played and started in eight games ... Suffered a high ankle sprain in Week 2 and was placed on injured reserve/designated to return on Sept. 16 ... Finished with 18 catches for 206 yards and two TDs

- **9/7 at PHI:** Started at TE in season-opener and tied for the team-lead with six receptions for 35 yards
- **9/14 at WAS:** Registered a career-long 63-yard TD reception from QB **Chad Henne** in the second quarter ... Finished with two catches for 71 yards ... Left the game in the third quarter with a high ankle sprain ... Was placed on injured reserve/designated to return on Sept. 16
- **12/7 vs. HOU:** Hauled in a 35-yard reception in the fourth quarter and led team with 69 yards on three receptions
- **12/14 at BAL:** Had 22 yards on two receptions with a long of 17 yards
- **12/18 vs. TEN:** Made a four-yard TD reception in the second quarter

2013 (w/ JAX - 11/11)

Played in 11 games with 11 starts and produced 25 catches for 359 yards and four TDs ... Missed five of the first six games with a calf injury suffered in the preseason ... Had a TD reception in four straight games which tied a franchise record ... Was inactive for first three games and made season debut on **9/29 vs. IND** but strained his calf on the

third play from scrimmage and did not return

- **11/17 vs. ARI:** Started his 100th career game at TE and totaled 23 yards on three catches
- **12/1 at CLE:** Finished with three catches for 26 yards including an 8-yard TD reception from RB **Maurice Jones-Drew** in the second quarter
- **12/5 vs. HOU:** Scored on a one-yard pass from QB **Chad Henne** on the opening drive of the game ... Added a season-long 41-yard reception in the first quarter
- **12/15 vs. BUF:** Led team with 54 yards on four catches with one TD ... Hooked up with Henne for a 13-yard TD in the fourth quarter, his third straight game with a TD reception
- **12/22 vs. TEN:** Tied a franchise-record with a receiving TD in four straight games, hooking up with Henne for a four-yard score in the first quarter ... Finished with four catches for 50 yards with a long of 30 yards
- **12/29 at IND:** Finished season with 70 yards on three catches including a 36-yard reception in the fourth quarter

2012 (w/ JAX - 16/15)

Played in all 16 games for the fourth time in his career ... Ranked third on the club with 52 receptions for 540 yards and four TDs, the second-highest receiving totals of his career

- **9/9 at MIN:** Opened season with five receptions for 52 yards and a TD ... Scored on a one-yard pass from QB **Blaine Gabbert** in the second quarter
- **9/30 vs. CIN:** Had three catches for 32 yards and scored on a two-yard pass from Gabbert in the second quarter
- **10/28 at GB:** Played in his 100th career game and recorded two receptions for 21 yards
- **11/18 at HOU:** Had a 13-yard TD pass from QB **Chad Henne** in the first quarter and a one-yard TD grab in the third quarter ... Finished with 40 yards on three receptions ... Marked his third career game with multiple TD receptions
- **12/2 at BUF:** Had a season-high 68 yards on four receptions
- **12/30 at TEN:** Concluded season with a career-high 103 yards on seven receptions ... Joined **Kyle Brady** and **Pete Mitchell** as only TEs in franchise history to eclipse 100 receiving yards and it marked the fourth time overall

2011 (w/ JAX - 15/15)

Started 15 games at TE ... Team captain ... Led team with 460 receiving yards on 39 receptions (11.8 avg.) ... One of five tight ends (**Jason Witten**, Dallas; **Owen Daniels**, Houston; **Jimmy Graham**, New Orleans; **Dustin Keller**, New York Jets) to lead team in receiving yards

- **9/11 vs. TEN:** Had two receptions for 28 yards in season-opener and left game early with a calf injury
- **11/20 at CLE:** Established career-high with seven receptions for 64 yards ... Became sixth player in team history with 200 career receptions and only second TE to accomplish the feat (**Kyle Brady**, 241)
- **12/11 vs. TB:** Registered a career-high 77 receiving yards on two receptions ... Had a then-career-long 62-yard reception in the second quarter from QB **Blaine Gabbert**

2010 (w/ JAX - 16/16)

Earned first Pro Bowl honors after career-best 58 receptions for 700 yards and 10 TDs ... The 10 TDs tied a single-season franchise record ... Was voted backup for Pro Bowl but became starter after **Antonio Gates** withdrew ... Receptions and yards were second-best ever by a Jaguars TE ... Finished second on team and ninth among NFL TEs in receptions, and his 12.1-yard average and 10 TDs were tops among TEs ... Started all 16 games for second time in career and was only Jaguar to make multiple receptions in every game ... Ranked second on club with 88 passes thrown his way and 37 receptions resulting in first downs ... Named to Peter King's CNN-ESPN NFL All-Pro Team ... Blocked for a rushing attack that ranked third in the NFL (149.7)

- **9/12 vs. DEN:** Scored on both catches, from 21 and 10 yards to lead win
- **9/19 at SD:** Had season-high 70 receiving yards
- **10/3 vs. IND:** Caught 15-yard TD pass on
- **10/10 at BUF:** Followed with 2 TDs on, breaking team single-season record for TEs with fifth TD
- **10/31 at DAL:** Turned in third multiple-TD game of season including season-long 42-yarder ... Nine-yard TD catch was 14th of career, breaking team TE record held by **Kyle Brady** (13)
- **11/21 vs. CLE:** Made five receptions for 66 yards and eighth TD of season
- **1/2 at HOU:** Scored 10th TD in finale to tie team single season record for TD receptions held by Reggie Williams

2009 (w/ JAX - 15/15)

Started 15 games at TE and produced then career-high 518 yards on 32 receptions for two touchdowns ... Led team with 16.2 average per reception, the highest average per reception among NFL tight ends ... Sustained a head injury in week 16 and was inactive for the season-finale

- **9/20 vs. ARI:** Posted three receptions for 62 yards with a 25-yard TD reception
- **10/4 vs. TEN:** Had four receptions for then career-high 76 yards and became only third TE (**Pete Mitchell**, **Kyle Brady**) to surpass 100 career receptions ... Recorded a 33-yard TD pass from QB **David Garrard**
- **11/15 at NYJ:** Registered 58 yards on two receptions including a 33-yard reception on the game-winning drive in the fourth quarter
- **12/6 vs. HOU:** Hooked up with Garrard for a career-long 47-yard reception in the first quarter

MARCEDES LEWIS

2008 (w/ JAX - 16/15)

Played in all 16 games for the second consecutive season and made 15 starts ... Finished with 41 receptions for 489 yards and two TDs ... Became first Jaguars TE since **Kyle Brady** (43, 2002) to have 40-plus receptions in a season and had the most receiving yards by a tight end since 2000 (Brady, 729) ... Had four-plus receptions in five games and finished with a reception of 19-plus yards in eight of the last 12 games ... Selected to USA Today All-Joe Team, which goes to players and coaches who have overachieved and are often overlooked

- **10/5 vs. PIT:** Scored first TD of the season on a 24-yard pass from David Garrard
- **10/12 at DEN:** Registered second straight game with a TD with 30-yard reception for the game-winning score

2007 (w/ JAX - 16/16, 2/2)

Started a career-high 16 games and both playoff games ... Finished with 37 receptions for 391 yards and two TDs ... Only player to start all 16 games ... Helped pave the way for the Jaguars to rank second in the NFL with 2,391 rushing yards (149.4 avg.), the second-most in team history

- **9/23 at DEN:** Led team with three receptions for 44 yards
- **11/18 vs. SD:** Scored first TD of the season on pass from David Garrard
- **12/2 at IND:** Had five receptions including a two-yard TD pass
- **1/5 at PIT:** Started at TE in AFC Wild Card game and totaled two receptions for 16 yards in first career postseason game
- **1/12 at NE:** Led team with 74 receiving yards on four receptions in AFC Divisional game

2006 (w/ JAX - 15/3)

Played in 15 games with three starts ... Totaled 13 receptions for 126 yards and one TD ... Missed final three preseason games after suffering ankle injury in preseason opener

- **10/8 vs. NYJ:** Made first career start
- **11/26 at BUF:** Scored first career TD on one-yard pass from QB **David Garrard**

COLLEGE (at UCLA, 2002-05)

- Winner of 2005 Mackey Award, given to nation's top TE
- Started 32 of 49 games in four seasons
- Set school record for TEs with career totals of 126 receptions for 1,571 yards and 21 TDs
- Unanimous All-America and All-Pac 10 selection as a senior, finishing with 59 receptions for 741 yards and 10 TDs
- Majored in history

PERSONAL

- Attended Poly (Long Beach, Calif.) High
- Played QB as a freshman before moving to TE for final three seasons
- Had 44 receptions for 710 yards and seven sacks at DE as a senior
- Established the Mercedes Lewis Foundation in 2009 to support youth by awarding scholarships to those that wouldn't be able to participate in sports without financial assistance ... The ultimate goal is to send a child from Long Beach to college on a full scholarship on an annual basis
- Twitter handle is @MercedesLewis89

REGULAR SEASON CAREER STATISTICS

YEAR	TEAM	GP/GS	NO	YDS	AVG	LG	TD
2006	JAX	15/3	13	126	9.7	31	1
2007	JAX	16/16	37	391	10.6	25	2
2008	JAX	16/15	41	489	11.9	30t	2
2009	JAX	15/15	32	518	16.2	47	2
2010	JAX	16/16	58	700	12.1	42t	10*
2011	JAX	15/15	39	460*	11.8	62	0
2012	JAX	16/15	52	540	10.4	26	4
2013	JAX	11/11	25	359	14.4	41	4
2014	JAX	8/8	18	206	11.4	63t	2
2015	JAX	16/16	16	226	14.1	45	0
2016	JAX	10/10	20	169	8.5	37	1
2017	JAX	3/3	4	62	15.5	30t	3
NFL totals:	12 yrs.	157/143	355	4,246	12.0	63t	31

* team leader

POSTSEASON CAREER STATISTICS

YEAR	TEAM	GP/GS	NO	YDS	AVG	LG	TD
2007	JAX	2/2	6	90	15.0	34	0
NFL totals:	11 yrs.	2/2	6	90	15.0	34	0

CAREER HIGHS

	GAME	SEASON
Receptions:	7 (two times, last: 12/30/12 at TEN)	58 (2010)
Receiving yards:	103 (12/30/12 at TEN)	700 (2010)
Longest reception:	63 (9/14/14 at WAS)	63 (2014)
Receiving touchdowns:	3 (9/24/17 vs. BAL)	10 (2010)

2017 GAME-BY-GAME STATISTICS

DATE	OPP	RECs	YDS	AVG.	LG	TD
09/10	at Houston	0	0	0.0	0	0
09/17	vs. Tennessee	0	0	0.0	0	0
09/24	vs. Baltimore	4	62	15.5	30t	3
10/01	at New York Jets					
10/08	at Pittsburgh					
10/15	vs. LA Rams					
10/22	at Indianapolis					
	BYE WEEK					
11/05	vs. Cincinnati					
11/12	vs. LA Chargers					
11/19	at Cleveland					
11/26	at Arizona					
12/03	vs. Indianapolis					
12/10	vs. Seattle					
12/17	vs. Houston					
12/24	at San Francisco					
12/31	at Tennessee					
2017 totals:		4	62	15.5	30t	3

2016 GAME-BY-GAME STATISTICS

DATE	OPP	RECs	YDS	AVG.	LG	TD
09/11	vs. Green Bay	2	48	24.0	37	0
09/18	at San Diego	2	17	8.5	13	1
09/25	vs. Baltimore	3	20	6.7	7	0
10/02	vs. Indianapolis	1	12	12.0	12	0
	BYE WEEK					
10/16	at Chicago	0	0	0.0	0	0
10/23	vs. Oakland	1	11	11.0	11	0
10/27	at Tennessee	4	23	5.8	9	0
11/06	at Kansas City	2	23	11.5	17	0
11/13	vs. Houston	3	-1	-0.3	3	0
11/20	at Detroit	2	16	9.0	15	0
11/27	at Buffalo	IR				
12/04	vs. Denver	IR				
12/11	vs. Minnesota	IR				
12/18	at Houston	IR				
12/24	vs. Tennessee	IR				
01/01	at Indianapolis	IR				
2016 totals:		18	153	8.5	37	1

2015 GAME-BY-GAME STATISTICS

DATE	GAME	RECs	YDS	AVG.	LG	TD
09/13	vs. Carolina	0	0	0.0	0	0
09/20	vs. Miami	0	0	0.0	0	0
09/27	at New England	0	0	0.0	0	0
10/04	at Indianapolis	5	40	8.0	13	0
10/11	at Tampa Bay	0	0	0.0	0	0
10/18	vs. Houston	1	8	8.0	8	0
10/25	vs. Buffalo	2	13	6.5	9	0
11/01	BYE WEEK					
11/08	at N.Y. Jets	1	27	27.0	27	0
11/15	at Baltimore	1	9	9.0	9	0
11/19	vs. Tennessee	0	0	0.0	0	0
11/29	vs. San Diego	1	24	24.0	24	0
12/06	at Tennessee	1	7	7.0	7	0
12/13	vs. Indianapolis	1	14	14.0	14	0
12/20	vs. Atlanta	1	26	26.0	26	0
12/27	at New Orleans	1	13	13.0	13	0
01/03	at Houston	1	45	45.0	45	0
2015 totals:		16	226	14.1	45	0

MARCEDES LEWIS

2014 GAME-BY-GAME STATISTICS

DATE	GAME	RECs	YDS	AVG.	LG	TD
09/07	at Philadelphia	6	35	5.8	11	0
09/14	at Washington	2	71	35.5	63t	1
09/21	vs. Indianapolis			IR		
09/28	at San Diego			IR		
10/05	vs. Pittsburgh			IR		
10/12	at Tennessee			IR		
10/19	vs. Cleveland			IR		
10/26	vs. Miami			IR		
11/02	at Cincinnati			IR		
11/09	vs. Dallas			IR		
	BYE WEEK					
11/23	at Indianapolis	1	-5	-5.0	-5	0
11/30	vs. N.Y. Giants	2	8	4.0	5	0
12/07	vs. Houston	3	69	23.0	35	0
12/14	at Baltimore	2	22	11.0	17	0
12/28	vs. Tennessee	2	6	3.0	4t	1
12/28	at Houston	0	0	0.0	0	0
2014 totals:		18	206	11.4	63t	2

2013 GAME-BY-GAME STATISTICS

DATE	GAME	RECs	YDS	AVG.	LG	TD
09/08	vs. Kansas City			ina		
09/15	at Oakland			ina		
09/22	at Seattle			ina		
09/29	vs. Indianapolis	0	0	0.0	0	0
10/06	at St. Louis			ina		
10/13	at Denver			ina		
10/20	vs. San Diego	1	31	31.0	31	0
10/27	vs. San Francisco	1	6	6.0	6	0
	BYE WEEK					
11/10	at Tennessee	3	39	13.0	27	0
11/17	vs. Arizona	3	23	7.7	9	0
11/24	at Houston	1	18	18.0	18	0
12/01	at Cleveland	3	26	8.7	14	1
12/05	vs. Houston	2	42	21.0	41	1
12/15	vs. Buffalo	4	54	13.5	25	1
12/22	vs. Tennessee	4	50	12.5	30	1
12/29	at Indianapolis	3	70	23.3	36	0
2013 totals:		25	359	14.4	41	4

2012 GAME-BY-GAME STATISTICS

DATE	GAME	RECs	YDS	AVG.	LG	TD
09/09	at Minnesota	5	52	10.4	18	1
09/16	vs. Houston	0	0	0.0	0	0
09/23	at Indianapolis	1	8	8.0	8	0
09/30	vs. Cincinnati	3	32	10.7	23	1
10/07	vs. Chicago	5	24	4.8	14	0
	BYE WEEK					
10/21	at Oakland	2	20	6.7	9	0
10/28	at Green Bay	2	21	10.5	16	0
11/04	vs. Detroit	4	41	10.3	20	0
11/08	vs. Indianapolis	3	36	12.0	17	0
11/18	at Houston	3	40	13.3	26	2
11/25	vs. Tennessee	4	56	14.0	23	0
12/02	at Buffalo	4	68	17.0	24	0
12/09	vs. N.Y. Jets	1	4	4.0	4	0
12/16	at Miami	3	8	2.7	9	0
12/23	vs. New England	4	27	6.8	9	0
12/30	at Tennessee	7	103	14.7	25	0
2012 totals:		52	540	10.4	26	4

2011 GAME-BY-GAME STATISTICS

DATE	GAME	RECs	YDS	AVG.	LG	TD
09/11	vs. Tennessee	2	28	14.0	20	0
09/18	at N.Y. Jets			ina		
09/25	at Carolina	2	15	7.5	9	0
10/02	vs. New Orleans	3	35	12.7	18	0
10/09	vs. Cincinnati	1	6	6.0	6	0
10/16	at Pittsburgh	2	29	14.5	21	0
10/24	vs. Baltimore	1	13	13.0	13	0
10/30	at Houston	4	45	11.3	21	0
	BYE WEEK					
11/13	at Indianapolis	1	-4	-4.0	-4	0
11/20	at Cleveland	7	64	9.1	18	0
11/27	vs. Houston	4	47	11.8	25	0
12/05	vs. San Diego	3	27	9.0	12	0
12/11	vs. Tampa Bay	2	77	38.5	62	0
12/15	at Atlanta	3	30	10.0	22	0
12/24	at Tennessee	1	12	12.0	12	0
01/01	vs. Indianapolis	3	33	11.0	16	0
2011 totals:		39	460	11.8	62	0

2010 GAME-BY-GAME STATISTICS

DATE	GAME	RECs	YDS	AVG.	LG	TD
09/12	vs. Denver	2	31	15.5	21t	2
09/19	at San Diego	5	70	14.0	26	0
09/26	vs. Philadelphia	3	15	5.0	7	0
10/03	vs. Indianapolis	2	22	11.0	15t	1
10/10	at Buffalo	4	54	13.5	27t	2
10/18	vs. Tennessee	4	39	9.8	15	0
10/24	at Kansas City	3	44	14.7	26	0
10/31	at Dallas	2	51	25.5	42t	2
	BYE WEEK					
11/14	vs. Houston	5	53	10.6	18	0
11/21	vs. Cleveland	5	66	13.2	17	1
11/28	at N.Y. Giants	3	36	12.0	16	0
12/05	at Tennessee	3	36	12.0	20	0
12/12	vs. Oakland	4	57	14.3	20	1
12/19	at Indianapolis	6	63	10.5	25	0
12/26	vs. Washington	3	37	12.3	26	0
01/02	at Houston	4	26	6.5	11	1
2010 totals:		58	700	12.1	42	10

2009 GAME-BY-GAME STATISTICS

DATE	GAME	RECs	YDS	AVG.	LG	TD
09/13	at Indianapolis	3	23	7.7	19	0
09/20	vs. Arizona	3	62	20.7	25t	1
09/27	at Houston	1	18	18.0	18	0
10/04	vs. Tennessee	4	76	19.0	33t	1
10/11	at Seattle	3	13	4.3	7	0
10/18	vs. St. Louis	1	5	5.0	5	0
	BYE WEEK					
11/01	at Tennessee	1	20	20.0	20	0
11/08	vs. Kansas City	1	3	3.0	3	0
11/15	at N.Y. Jets	2	58	29.0	33	0
11/22	vs. Buffalo	3	70	23.3	35	0
11/29	at San Francisco	3	40	13.3	22	0
12/06	vs. Houston	1	47	47.0	47	0
12/13	vs. Miami	2	30	15.0	16	0
12/17	vs. Indianapolis	4	53	13.3	25	0
12/27	at New England	0	0	0.0	0	0
01/03	at Cleveland			ina		
2009 totals:		32	518	16.2	47	2

MARCEDES LEWIS



2008 GAME-BY-GAME STATISTICS

DATE	GAME	RECs	YDS	AVG.	LG	TD
09/07	at Tennessee	3	29	9.7	15	0
09/14	vs. Buffalo	1	13	13.0	13	0
09/21	at Indianapolis	2	21	10.5	12	0
09/28	vs. Houston	0	0	0.0	0	0
10/05	vs. Pittsburgh	1	24	24.0	24t	1
10/12	at Denver	3	64	21.3	30t	1
BYE WEEK						
10/26	vs. Cleveland	3	34	11.3	14	0
11/02	at Cincinnati	4	38	9.5	21	0
11/09	at Detroit	4	64	16.0	29	0
11/16	vs. Tennessee	1	19	19.0	19	0
11/23	vs. Minnesota	4	41	10.3	21	0
12/01	at Houston	2	37	18.5	20	0
12/07	at Chicago	4	43	10.8	27	0
12/14	vs. Green Bay	2	7	3.5	5	0
12/28	vs. Indianapolis	6	55	9.2	14	0
12/28	at Baltimore	1	0	0.0	0	0
2008 totals:		41	489	11.9	30	2



2007 GAME-BY-GAME STATISTICS

DATE	GAME	RECs	YDS	AVG.	LG	TD
09/09	vs. Tennessee	4	35	8.8	15	0
09/16	vs. Atlanta	2	39	19.5	25	0
09/23	at Denver	3	44	14.7	18	0
BYE WEEK						
10/07	at Kansas City	3	13	4.3	6	0
10/14	vs. Houston	2	30	15.0	16	0
10/22	vs. Indianapolis	2	13	6.5	8	0
10/28	at Tampa Bay	0	0	0.0	0	0
11/04	at New Orleans	4	46	11.5	21	0
11/11	at Tennessee	1	8	8.0	8	0
11/18	vs. San Diego	1	1	1.0	1t	1
11/25	vs. Buffalo	5	57	11.4	24	0
12/02	at Indianapolis	5	42	8.4	13	1
12/09	vs. Carolina	3	25	8.3	13	0
12/16	at Pittsburgh	2	38	19.0	20	0
12/23	vs. Oakland	0	0	0.0	0	0
12/30	at Houston	0	0	0.0	0	0
2007 totals:		37	391	10.6	25	2



2006 GAME-BY-GAME STATISTICS

DATE	GAME	RECs	YDS	AVG.	LG	TD
09/10	vs. Dallas	0	0	0.0	0	0
09/18	vs. Pittsburgh	0	0	0.0	0	0
09/24	at Indianapolis	0	0	0.0	0	0
10/01	at Washington	2	40	20.0	31	0
10/08	vs. N.Y. Jets	0	0	0.0	0	0
BYE WEEK						
10/22	at Houston	0	0	0.0	0	0
10/29	at Philadelphia	0	0	0.0	0	0
11/05	vs. Tennessee	2	11	5.5	6	0
11/12	vs. Houston	1	6	6.0	6	0
11/20	vs. N.Y. Giants	1	9	9.0	9	0
11/26	at Buffalo	1	1	1.0	1t	1
12/03	at Miami	0	0	0.0	0	0
12/10	vs. Indianapolis	1	19	19.0	19	0
12/17	at Tennessee	3	27	9.0	14	0
12/24	vs. New England	0	0	0.0	0	0
12/31	at Kansas City	2	13	9.7	31	1
2006 totals:		13	126	9.7	31	1

BRANDON LINDER

65 BRANDON LINDER

OFFENSIVE LINEMAN

6-6 315 LBS.


MIAMI (FLA.)

BORN JANUARY 25, 1992

SOUTHWEST RANCHES, FLORIDA

ACQ: 3RD ROUND OF 2014 DRAFT (93RD)

EXP: 4TH YEAR



TRANSACTIONS

Originally drafted in the third round (93rd overall) of the 2014 draft ... Placed on injured reserve on 10/5/15

PRO (Games played/started - 35/35)

- Switched from RG to C prior to the 2016 season
- First player from the University of Miami ever drafted by the Jaguars
- Became 24th offensive lineman drafted by the Jaguars in franchise history

2017 (w/ JAX - 3/3)

Selected as an offensive captain by his teammates for the 2017 season

- **9/10 at HOU:** Started at C and helped pave the way for the team to rush for 155 yards ... Did not allow a sack
- **9/17 vs. TEN:** Started at C
- **9/24 vs. BAL:** Started at C and helped the team rush for 166 yards and did not allow a sack

2016 (w/ JAX - 14/14)

Part of an offensive line that allowed its fewest sacks since 2007 (34)

- **9/11 vs. G.B.:** Made his first career start at C in team's season opener
- **9/18 at S.D.:** Started at C
- **9/25 vs. BAL:** Inactive (knee)
- **10/2 vs. IND:** Started at C, helping the team rush for 136 yards
- **10/16 at CHI:** Started at C
- **10/23 vs. OAK:** Started at C
- **10/27 at TEN:** Started at C
- **11/6 at K.C.:** Started at C, helping the team rush for a season-high 205 yards
- **11/13 vs. HOU:** Started at C
- **11/20 at DET:** Started at C and was part of an offensive line that did not allow a sack
- **11/27 at BUF:** Started at C
- **12/4 vs. DEN:** Started at C and helped the team rush for 154 yards
- **12/11 vs. MIN:** Inactive (ankle)
- **12/18 at HOU:** Started at C
- **12/24 vs. TEN:** Started at C
- **1/1 at IND:** Started at C, only to play seven snaps, before leaving the game with a concussion and not returning

2015 (w/ JAX - 3/3)

Placed on season-ending IR because of surgery to repair a labral tear in his left shoulder after injury suffered in Week 3

- **9/13 vs. CAR:** Started at RG to kick off his second season with the Jaguars
- **9/20 vs. MIA:** Helped the Jaguars rush for 123 yards and did not allow a sack

2014 (w/ JAX - 15/15)

Started 15 games at RG as a rookie ...Part of OL that helped club finish sixth in the NFL in average per rush (4.5)

- **9/7 at PHI:** Started at RG in his NFL debut, one of three Jaguars rookies to start on opening day (WR **Marqise Lee**, WR **Allen Hurns**)
- **10/19 vs. CLE:** Helped pave the way for an offense that rushed for a season-high 185 yards on 35 carries and 176 yards on **10/26 vs. MIA**, the first time since 2010 the club eclipsed 150-plus rushing yards in back-to-back games
- **12/28 at HOU:** Started at RG and was part of OL that helped team produce 121 yards on 14 carries (8.6 avg.)

COLLEGE (at Miami (Fla.), 2010-13)

- Four-year starter and started 42 games (37 at RG, 2 at LT, 3 at C)
- Finished career with 35 TD-resulting blocks and 275 key blocks/knockdowns
- As a senior, named team's Most Valuable Player after leading team with 90 percent grade for blocking consistency, 11 TD-resulting blocks and 84 knockdowns
- Majored in health education

PERSONAL

- Attended St. Thomas Aquinas High School in Ft. Lauderdale, Fla.
- Named U.S. Army All-American and was rated the third-best center in the country by Rivals.com
- Helped team compile a 28-1 record during his final two seasons and captured the Class 5A state title as a junior
- Twitter handle is @BrandonLinder65

MAX MCCAFFREY

19

MAX MCCAFFREY

WIDE RECEIVER

6-2 200 LBS.


DUKE

BORN MAY 17, 1994

HIGHLANDS RANCH, COLORADO

ACQ: PRACTICE SQUAD (NEW ORLEANS) 2017

EXP: 1ST YEAR



TRANSACTIONS

Originally signed by Oakland as an undrafted free agent on 5/10/16 ... Waived on 8/29/16 ... Signed by Green Bay to the practice squad on 12/20/16 ... Promoted to the 53-man active roster on 1/21/16 ... Waived on 9/2/17 ... Signed by New Orleans to the practice squad on 9/4/17 ... Signed by Jacksonville from New Orleans' practice squad on 9/12/17

PRO (Games played/started - 2/0)

- Spent his rookie training camp in Oakland before participating on Green Bay's practice squad to conclude the season
- Activated for Green Bay's NFC Championship Game versus Atlanta, but did not play

2017 (w/ JAX - 2/0)

- **9/10 at HOU:** Not with team
- **9/17 vs. TEN:** Saw one snap at WR
- **9/24 vs. BAL:** Saw action at WR

COLLEGE (at Duke, 2012-16)

- Lettered four seasons and played in 53 games with 38 starts
- Collegiate career totals include 117 receptions for 1,341 yards and 12 TDs
- Represented Duke in the NFLPA Collegiate Bowl in 2016

PERSONAL

- Son of Ed and Lisa McCaffrey
- Brother, Christian, is a rookie RB with Carolina
- Lettered three seasons at Valor Christian (Colorado)

2017 GAME-BY-GAME STATISTICS

DATE	OPP	RECS	YDS	AVG.	LG	TD
09/10	at Houston		---			
09/17	vs. Tennessee	0	0	0.0	0	0
09/24	vs. Baltimore	0	0	0.0	0	0
10/01	at New York Jets					
10/08	at Pittsburgh					
10/15	vs. LA Rams					
10/22	at Indianapolis					
	BYE WEEK					
11/05	vs. Cincinnati					
11/12	vs. LA Chargers					
11/19	at Cleveland					
11/26	at Arizona					
12/03	vs. Indianapolis					
12/10	vs. Seattle					
12/17	vs. Houston					
12/24	at San Francisco					
12/31	at Tennessee					
2017 totals:		0	0	0.0	0	0

LERENTEE McCRAY



2014 GAME-BY-GAME STATISTICS

DATE	OPP	TKL	SOLO	ASST	TFL	SACKS	ST	FF	FR	INT	PD
09/07	vs. Indianapolis	1	1	0	0	0.0	0	0	0	0	0
09/14	vs. Kansas City	0	0	0	0	0.0	0	0	0	0	0
09/21	at Seattle				ina						
09/28	BYE WEEK										
10/05	vs. Arizona				ina						
10/12	at New York Jets				ina						
10/19	vs. San Francisco	2	1	1	0	0.0	0	0	0	0	0
10/23	vs. San Diego	0	0	0	0	0.0	0	0	0	0	0
11/02	at New England	0	0	0	0	0.0	0	0	0	0	0
11/09	at Oakland	0	0	0	0	0.0	0	0	0	0	0
11/16	at St. Louis	0	0	0	0	0.0	0	0	0	0	0
11/23	vs. Miami	0	0	0	0	0.0	0	0	0	0	0
11/30	at Kansas City	0	0	0	0	0.0	0	0	0	0	0
12/07	vs. Buffalo	0	0	0	0	0.0	0	0	0	0	1
12/14	at San Diego	0	0	0	0	0.0	0	0	0	0	0
12/22	at Cincinnati	1	1	0	0	0.0	0	0	0	0	0
12/28	vs. Oakland	2	1	1	0	1.0	0	1	0	0	0
2014 totals:		6	4	2	0	1.0	0	1	0	0	0
01/11	vs. Indianapolis	2	1	1	0	0.0	0	0	0	0	0
Postseason totals:		2	1	1	0	0.0	0	0	0	0	0

JASON MYERS

2

JASON MYERS

KICKER

5-10 190 LBS.


MARIST

BORN MAY 12, 1991

CHULA VISTA, CALIFORNIA

ACQ: FREE AGENT 2015

EXP: 3RD YEAR



TRANSACTIONS

Originally signed by Jacksonville as a first-year free agent on 3/3/15

PRO (Games played/started - 34/0)

- Spent time with Arizona and San Jose of the Arena Football League in 2014
- Assumed the team's kicking duties prior to the 2015 season

2017 (w/ JAX - 3/0)

- 9/10 at HOU:** Connected on three of four field goals with a long field goal of 42 yards ... Was two of three on his PATs
- 9/17 vs. TEN:** Converted on his only PAT attempt and a 43-yard FG
- 9/24 vs. BAL:** Made FGs from 23, 29 and 45 yards and converted all five PAT attempts

2016 (w/ JAX - 16/0)

Converted 27 of 34 field goals, the fourth-most made FGs in a single season in franchise history ... Kicked 60 touchbacks on 76 kickoffs for a league-best 78.9 touch-back percentage (min. 10 attempts)

- 9/11 vs. G.B.:** Converted on FGs of 26, 39 and 50 yards and made both PATs for 11 total points
- 9/18 at S.D.:** Went 2-for-2 on PATs and missed a 54-yard FG attempt
- 9/25 vs. BAL:** Converted on a 49-yard FG and made two PATs
- 10/2 vs. IND:** Made FGs from 22, 46 and 49 yards and went 3-for-3 on PATs
- 10/16 at CHI:** Converted a 30-yard FG in the fourth quarter and went 2-for-2 on PATs
- 10/23 vs. OAK:** Converted on FGs of 23, 37, and 44 yards and made one his lone PAT for a total of 10 points
- 10/27 at TEN:** Converted two PAT attempts
- 11/6 at K.C.:** Converted two PAT attempts and missed a 54-yard FG attempt
- 11/13 vs. HOU:** Converted FGs of 54 and 44 yards, and made his lone PAT attempt
- 11/20 at DET:** Made FGs from 27 and 52 yards
- 11/27 at BUF:** Converted on all three PAT attempts
- 12/4 vs. DEN:** Converted on a 47-yard FG and one PAT attempt
- 12/11 vs. MIN:** Made 3-of-5 FG attempts, including a season-long 55-yarder in the second quarter
- 12/18 at HOU:** Converted on field goals of 26 and 50 yards and two PAT attempts
- 12/24 vs. TEN:** Converted on field goals of 29, 48, 50 and 56 yards
- 1/1 at IND:** Made 2-of-4 FG attempts and converted on two PAT attempts

2015 (w/ JAX - 16/0)

His 26 made FGs are the fourth-most in a season in franchise history and his 110 points scored (26 FGs, 32 PATs) are the fifth-most in a season in club history ... His 86.7 FG percentage is the highest career FG percentage in Jaguars history (min. 30 attempts) and the highest by a Jaguars first-year player

- 9/13 vs. CAR:** Converted his first NFL kick from 22 yards
- 9/20 vs. MIA:** Went three-for-three on field goal attempts, including a season-long 58-yarder as time expired in the first half and a 28-yard game-winner with 40 seconds remaining in the fourth quarter ... His 58-yard FG was also second-longest in franchise history
- 9/27 at N.E.:** Made a 40-yard FG and went 2-for-2 on PATs
- 10/4 at IND:** Went 2-for-4 on FGs and 1-for-1 on PATs
- 10/11 at T.B.:** Connected on a 31-yard attempt and went 4-for-4 on PATs
- 10/18 vs. HOU:** Went 2-for-3 on PAT attempts
- 10/25 vs. BUF:** Went 4-for-5 on PAT attempts
- 11/8 at NYJ:** Converted on field goal attempts from 45, 39 and 35 yards, and went 2-for-2 on PATs
- 11/15 at BAL:** Converted on 3-of-4 FGs, including the game-winning 53-yarder with no time left on the clock
- 11/19 vs. TEN:** Went 4-for-4 on FGs, converting on attempts from 20, 31, 32 and 36 yards
- 11/29 vs. S.D.:** Went 4-for-4 on FGs, converting on attempts from 22, 27, 28 and 55 yards
- 12/6 at TEN:** Went 3-for-5 on extra point attempts
- 12/13 vs. IND:** Converted on his only FG attempt from 46 yards and went 6-for-7 on extra points
- 12/20 vs. ATL:** Converted on two extra points and a 42-yard field goal
- 12/27 at N.O.:** Converted his only extra point attempt
- 1/3 at HOU:** Converted on field goal attempts from 43 and 34 yards

COLLEGE (at Marist, 2009-12)

- Four-year letterman who also served as team's punter as a senior
- As a senior, made 5 of 10 FGs in final season with a long of 40 yards and averaged 39.0 yards on 56 punts with 16 downed inside the 20

PERSONAL

- Attended Mater Dei Catholic (Calif.) High School
- Four-year letterman in football and soccer and also played baseball
- Named Mesa Kicker of the Year as a senior
- Named South Bay Kicker of the Year as a junior
- Played on the state championship soccer team as a senior and was named San Diego Division IV CIF Player of the Year
- Son of Donny and Mary Myers
- Married to the former Katie Glomb
- Twitter handle is @JayMy_31

REGULAR SEASON CAREER STATISTICS									
YEAR	TEAM	GP	PAT	ATT	FG	FGA	PCT	LG	PTS
2015	JAX	16	32	39	26	30	86.7	58	110
2016	JAX	15	29	32	27	34	79.4	56	110
2017	JAX	3	8	9	7	8	87.5	45	29
NFL totals: 3 yrs.		34	69	80	60	72	83.3	58	249

CAREER HIGHS		
	GAME	SEASON
PATs made:	6 (12/13/15 vs. IND)	32 (2015)
PAT attempts:	7 (12/13/15 vs. IND)	39 (2015)
Field goals made:	4 (three times, last: 12/24/16 vs. TEN)	26 (2015)
Field goal attempts:	4 (four times, last: 1/1/17 at IND)	30 (2015 & 2016)
Longest field goal:	58 (9/20/15 vs. MIA)	58 (2015)
Points:	14 (12/24/16 vs. Ten.)	110 (2015, 2016)

2017 GAME-BY-GAME STATISTICS									
DATE	OPP	GP	PAT	ATT	FG	FGA	PCT	LG	PTS
09/10	at Houston	1	2	3	3	4	75.0	42	11
09/17	vs. Tennessee	1	1	1	1	1	100.0	43	4
09/24	vs. Baltimore	1	5	5	3	3	100.0	45	14
10/01	at New York Jets								
10/08	at Pittsburgh								
10/15	vs. LA Rams								
10/22	at Indianapolis								
	BYE WEEK								
11/05	vs. Cincinnati								
11/12	vs. LA Chargers								
11/19	at Cleveland								
11/26	at Arizona								
12/03	vs. Indianapolis								
12/10	vs. Seattle								
12/17	vs. Houston								
12/24	at San Francisco								
12/31	at Tennessee								
2017 totals:		3	8	9	7	8	87.5	45	29

2016 GAME-BY-GAME STATISTICS									
DATE	OPP	GP	PAT	ATT	FG	FGA	PCT	LG	PTS
09/11	vs. Green Bay	1	2	2	3	3	100.0	50	11
09/18	at San Diego	1	2	2	0	1	0.0	-	2
09/25	vs. Baltimore	1	2	2	1	2	50.0	49	5
10/02	vs. Indianapolis	1	3	3	3	3	100.0	49	12
	BYE WEEK								
10/16	at Chicago	1	2	2	1	1	100.0	30	5
10/23	vs. Oakland	1	1	1	3	3	100.0	44	10
10/27	at Tennessee	1	2	2	0	0	0.0	-	2
11/06	at Kansas City	1	2	2	0	1	0.0	-	2
11/13	vs. Houston	1	1	1	2	2	100.0	54	7
11/20	at Detroit	1	1	2	2	2	100.0	52	7
11/27	at Buffalo	1	3	3	0	0	0.0	-	3
12/04	vs. Denver	1	1	1	1	1	100.0	47	4
12/11	vs. Minnesota	1	1	1	3	5	60.0	55	10
12/18	at Houston	1	2	2	2	2	100.0	50	8
12/24	vs. Tennessee	1	2	4	4	4	100.0	56	14
01/01	at Indianapolis	1	2	2	2	4	50.0	47	8
2016 totals:		16	29	32	27	34	79.4	56	110

JASON MYERS



2015 GAME-BY-GAME STATISTICS

DATE	OPP	GP	PAT	ATT	FG	FGA	PCT	LG	PTS
09/13	vs. Carolina	1	0	1	1	2	50.0	22	3
09/20	vs. Miami	1	2	2	3	3	100.0	58	11
09/27	at New England	1	2	2	1	1	100.0	40	5
10/04	at Indianapolis	1	1	1	2	4	50.0	32	7
10/11	at Tampa Bay	1	4	4	1	1	100.0	31	7
10/18	vs. Houston	1	2	3	0	0	0.0	0	2
10/25	vs. Buffalo	1	4	5	0	0	0.0	0	4
	BYE WEEK								
11/08	at N.Y. Jets	1	2	2	3	3	100.0	45	11
11/15	at Baltimore	1	1	1	3	4	75.0	53	10
11/19	vs. Tennessee	1	1	1	4	4	100.0	36	13
11/29	vs. San Diego	1	1	2	4	4	100.0	51	13
12/06	at Tennessee	1	3	5	0	0	0.0	0	3
12/13	vs. Indianapolis	1	6	7	1	1	100.0	46	9
12/20	vs. Atlanta	1	2	2	1	1	100.0	42	5
12/27	at New Orleans	1	1	1	0	0	0.0	0	1
01/03	at Houston	1	0	0	2	2	100.0	43	6
2015 totals:		16	32	39	26	30	86.7	58	110

JALEN MYRICK

31

JALEN MYRICK

CORNERBACK
5-11 200 LBS
MINNESOTA

BORN FEBRUARY 27, 1995
BLOOMINGDALE, GEORGIA

ACQ: SEVENTH ROUND OF 2017 DRAFT (222TH)
EXP: ROOKIE



TRANSACTIONS

Drafted by Jacksonville in the seventh round (222nd overall) of the 2017 draft

PRO (Games played/started - 0/0)

2017 (w/ JAX - 0/0)

- **9/10 at HOU:** Inactive
- **9/17 vs. TEN:** Inactive
- **9/24 vs. BAL:** Inactive

COLLEGE (at Minnesota, 2013-16)

2016 (Senior)

Started all 13 games and recorded 41 tackles, 11 pass breakups and one INT ... Also returned 13 kickoffs for 287 yards and nine punts for 44 yards

- **9/1 vs. Oregon State:** Recorded five tackles, one tackle for loss and one pass breakup ... Also returned three kicks for 84 yards, including 56 yards on the opening kickoff
- **10/1 at Penn State:** Registered six tackles
- **10/22 vs. Rutgers:** Recorded four tackles and made one INT
- **11/5 vs. Purdue:** Tallied three tackles and broke up two passes
- **12/27 vs. Washington State:** Tallied three tackles and broke up three passes

2015 (Junior)

Played in 10 games, starting seven ... Missed three games due to injury ... Made 27 tackles (18 solo), including 3.5 behind the line of scrimmage ... Tallied the second-most INTs (three) and returned one for a TD ... Recorded three pass breakups ... Returned 12 kickoffs for 257 yards (21.4 avg.) ... Named All-Big Ten Honorable Mention by the conference coaches

- **9/12 at Colorado State:** Registered four tackles, one INT, one pass breakup and returned three kickoffs for 71 yards
- **9/26 vs. Ohio:** Totaled six tackles, including 1.0 tackle for loss and one pass breakup
- **10/10 at Purdue:** Tallied two INTs, one of which was returned 27 yards for a TD, and added a tackle for loss
- **10/17 vs. Nebraska:** Registered five tackles with 1.0 tackle for loss and added two kickoff returns

2014 (Sophomore)

Played in all 13 games, starting once ... Ranked second in the Big Ten with a 28.2-yard kick return average ... Returned 18 kicks for 508 yards ... Recorded 21 tackles, one INT for a TD and one forced fumble

- **9/6 vs. Middle Tennessee State:** Made one tackle, broke up one pass and returned an INT for 31 yards for his first career TD
- **9/13 at TCU:** Registered eight tackles
- **10/11 vs. Northwestern:** Returned a kick 100 yards for a TD ... Named Big Ten Special Teams Player of the Week and National Kick Return of the Week by College Football Performance Award

2013 (Freshman)

Played in the final 11 games of the season, mostly on special teams ... Recorded four tackles

High School

- Attended Savannah Christian Prep
- Led team to an 8-4 record in 2012 after going a perfect 11-0 record as a junior in 2011
- Made 50 tackles and recorded six pass breakups and two INTs as a senior
- Had 25 tackles as a junior with 14 pass breakups and two INTs, returning one for a TD
- Scored 14 offensive TDs as a senior and 16 as a junior
- Earned a two-star ranking from Rivals.com and Scout.com

HIGH SCHOOL

- Son of Glynn and Rhonda Myrick

REGULAR SEASON CAREER STATISTICS

YEAR	TEAM	GP/GS	TKL	SOLO	ASST	SACKS	FF	FR	PD	INT
2017	JAX	0/0	0	0	0	0.0	0	0	0	0
NFL totals: 1 yr.		0/0	0	0	0	0.0	0	0	0	0

2017 GAME-BY-GAME STATISTICS

DATE	OPP	TKL	SOLO	ASST	ST	SACKS	FF	FR	PD	INT
09/10	at Houston					Inactive				
09/17	vs. Tennessee					Inactive				
09/24	vs. Baltimore					Inactive				
10/01	at New York Jets									
10/08	at Pittsburgh									
10/15	vs. LA Rams									
10/22	at Indianapolis									
	BYE WEEK									
11/05	vs. Cincinnati									
11/12	vs. LA Chargers									
11/19	at Cleveland									
11/26	at Arizona									
12/03	vs. Indianapolis									
12/10	vs. Seattle									
12/17	vs. Houston									
12/24	at San Francisco									
12/31	at Tennessee									

2017 totals:

RYAN NASSIB

4

RYAN NASSIB

QUARTERBACK

6-2 223 LBS


SYRACUSE

BORN MARCH 10, 1990

WEST CHESTER, PENNSYLVANIA

ACQ: FREE AGENT 2017

EXP: 5TH YEAR



TRANSACTIONS

Originally drafted by the New York Giants in the fourth round (110th overall) of the 2013 NFL Draft ... Signed by New Orleans on 6/13/17 ... Released by New Orleans on 9/2/17 ... Signed by Jacksonville on 9/18/17

PRO (Games played/started - 5/0)

Fifth-year QB has completed 9 of 10 passes for 128 yards and one TD in five career games with the New York Giants

2017 (w/ JAX - 0/0)

Signed with the team prior to the teams Week 3 game vs. Baltimore

- 9/24 vs. BAL: Inactive

2016 (w/ NYG - 0/0)

Active for 12 games, but did not play and was placed on injured/reserve on 12/20/16

2015 (w/ NYG - 1/0)

- 12/27 at MIN: Completed 5-of-5 passes for 68 yards and one TD

2014 (w/ NYG - 4/0)

Appeared in 4 games and completed 4-of-5 passes for 60 yards

2013 (w/ NYG - 0/0)

Inactive for all 16 regular season games

COLLEGE (at Syracuse, 2009-12)

- Four-year letterman at Syracuse University and played under Jaguars Head Coach **Doug Marrone**, who served as Syracuse's head coach from 2009-12
- Holds school records for passing yards (9,190), completions (791), pass attempts (1,312) and ranks second in TD passes (70)
- Broke many of the school's records in 2012, including total offense (6,188 yards), yards per game (476.0), passing yards (3,757), TD passes (26), completions (295) and first downs (328).

PERSONAL

- Attended Malvern Prep
- Native of West Chester, Pa.
- Brother, Carl, plays DE for the Cleveland Browns

REGULAR SEASON CAREER STATISTICS

PASSING											
YEAR	TEAM	P/S	COMP	ATT	PCT	YDS	AVG	TD	INT	SK	RTG
2013	NYG	0/0	0	0	0.0	0	0.0	0	0	0	0.0
2014	NYG	4/0	4	5	80.0	60	12.0	0	0	2	116.7
2015	NYG	1/0	5	5	100.0	68	13.6	1	0	0	158.3
2016	NYG	0/0	0	0	0.0	0	0.0	0	0	0	0.0
2017	JAX	0/0	0	0	0.0	0	0.0	0	0	0	0.0
NFL totals: 5 yrs.		5/0	9	10	90.0	128	12.8	1	0	2	152.1

2017 GAME-BY-GAME STATISTICS

DATE	OPP	P/S	COMP	ATT	PCT	YDS	AVG	TD	INT	SK	RTG
09/10	at HOU					---					
09/17	vs. TEN					---					
09/24	vs. BAL					Inactive					
10/01	at NYJ										
10/08	at PIT										
10/15	vs. LAR										
10/22	at IND										
	BYE WEEK										
11/05	vs. CIN										
11/12	vs. LAC										
11/19	at CLE										
11/26	at AZ										
12/03	vs. IND										
12/10	vs. SEA										
12/17	vs. HOU										
12/24	at SF										
12/31	at TEN										
2017 totals:		0/0	0	0	0.0	0	0.0	0	0	0	0

YANNICK NGAKOUÉ

91 YANNICK NGAKOUÉ

DEFENSIVE END

6-2 246 LBS.

MARYLAND

BORN MARCH 31, 1995

BOWIE, MARYLAND

ACQ: 3RD ROUND OF 2016 DRAFT (69TH)

EXP: 2ND YEAR



TRANSACTIONS

Originally drafted by Jacksonville in the third round (69th overall) of the 2016 NFL Draft

PRO (Games played/started - 19/18)

- Made his NFL debut in team's season opener in 2016
- Owns the franchise rookie record for sacks in a single season (8.0)
- Of his 10.0 career sacks, six have been strip-sacks

2017 (w/ JAX - 3/3)

- **9/10 at HOU:** Started at DE and recorded four tackles (three solo), two strip-sacks and one fumble recovery
- **9/17 vs. TEN:** Assisted on one tackle
- **9/24 vs. BAL:** Started at DE and recorded two solo tackles and one tackle for a loss

2016 (w/ JAX - 16/15)

One of two Jaguars rookies (**Jeremy Mincey**) to post 8.0-plus sacks, four-plus forced fumbles and at least one INT in a single season ... Finished second in the NFL behind S.D.'s **Joey Bosa** with 8.0 sacks by a rookie ... Joins K.C.'s **Tamba Hali** (2006), BAL's **Terrell Suggs** (2003), CAR's **Julius Peppers** (2002) and S.F.'s **Charles Haley** (1986) as the only rookies to post 8.0-plus tackles, four-plus forced fumbles and at least one INT in their rookie season

- **9/11 vs. G.B.:** Made two tackles (one solo) in NFL and Jaguars debut
- **9/18 at S.D.:** Made his first career start at LEO and made three tackles (two solo), including his first career sack-fumble in the second quarter
- **9/25 vs. BAL:** Registered his second consecutive game with a sack-fumble ... One of three players to register a sack and a forced fumble in consecutive games this season, joining BUF's **Lorenzo Alexander** and WAS' **Trent Murphy**
- **10/2 vs. IND:** Registered four tackles, including 1.0 sack, as well as his first career interception and third career forced fumble ... Only NFL player this season to register a sack, forced fumble and an interception in the same game
- **10/16 at CHI:** Started at LEO and made 1.0 sack, becoming the first rookie in team history to register a sack in four consecutive games ... Fourth player in Jaguars history to register a sack in four consecutive games (**Tony Brackens**, **Rob Meier** and **Gary Walker**)
- **10/23 vs. OAK:** Started at LEO and totaled two solo tackles
- **10/27 at TEN:** Started at LEO and recorded a QB hit
- **11/6 at K.C.:** Started at LEO and made one solo tackle and three QB hits
- **11/13 vs. HOU:** Started at LEO, making one solo tackle and one pass defended
- **11/20 at DET:** Started at LEO and tallied one solo tackle, a five-yard sack of QB **Matthew Stafford**
- **11/27 at BUF:** Started at LEO and picked up his sixth sack of the season, along with two tackles (one solo)
- **12/4 vs. DEN:** Started at LEO and exited the game with an ankle injury
- **12/11 vs. MIN:** Started at LEO and made one solo tackle and registered a forced fumble
- **12/18 at HOU:** Started at LEO and made one solo tackle
- **12/24 vs. TEN:** Started at LEO and registered 1.0 sack, with seventh sack tying team record for a rookie
- **1/1 at IND:** Started at LEO and registered two solo tackles, 1.0 sack and one tackle for a loss ... His eighth sack of the season to break rookie record held by Tony Brackens (7 in 1996)

COLLEGE (at Maryland, 2013-15)

- As a senior, selected First Team All-Big Ten by coaches and media
- Set Maryland's single-season sack record (13.5), breaking a record set by Mark Duda (1982) and Bruce Palmer (1978)
- Ranked second nationally in sacks per game
- Appeared in all 13 games as a true freshman

PERSONAL

- Son of Marlene Chantelly
- Honor roll student
- Worked as a volunteer with the homeless and helped mentor children
- Majored in African American studies
- Attended Friendship Collegiate Academy (Washington, D.C.)
- Named a first team Parade All-America and the 2012 D.C. Gatorade Player of the Year
- Rated a four-star recruit by Rivals, No. 11 OLB
- Helped lead the school to the DCSAA title as a senior

REGULAR SEASON CAREER STATISTICS

YEAR	TEAM	GP/GS	TKL	SOLO	ASST	SACKS	FF	FR	PD	TFL
2016	JAX	16/15	23	20	3	8.0*	4	0	2	6
2017	JAX	3/3	7	5	2	2.0	2	1	0	1
NFL totals: 1 yr.		19/18	30	25	5	10.0	6	1	2	7

*Team rookie record

2017 GAME-BY-GAME STATISTICS

DATE	OPP	TKL	SOLO	ASST	ST	SACKS	FF	FR	PD	TFL
09/10	at Houston	4	3	1	0	2.0	2	1	0	0
09/17	vs. Tennessee	1	0	1	0	0.0	0	0	0	0
09/24	vs. Baltimore	2	2	0	0	0.0	0	0	0	1
10/01	at New York Jets									
10/08	at Pittsburgh									
10/15	vs. LA Rams									
10/22	at Indianapolis									
	BYE WEEK									
11/05	vs. Cincinnati									
11/12	vs. LA Chargers									
11/19	at Cleveland									
11/26	at Arizona									
12/03	vs. Indianapolis									
12/10	vs. Seattle									
12/17	vs. Houston									
12/24	at San Francisco									
12/31	at Tennessee									
2017 totals:		7	5	2	0	2.0	2	1	0	1

2016 GAME-BY-GAME STATISTICS

DATE	OPP	TKL	SOLO	ASST	ST	SACKS	FF	FR	PD	TFL
09/11	vs. Green Bay	2	1	1	0	0.0	0	0	0	0
09/18	at San Diego	3	2	1	0	1.0	1	0	0	0
09/25	vs. Baltimore	1	1	0	0	1.0	1	0	0	0
10/02	vs. Indianapolis	4	4	0	0	1.0	1	0	1	1
	BYE WEEK									
10/16	at Chicago	1	1	0	0	1.0	0	0	0	1
10/23	vs. Oakland	2	2	0	0	0.0	0	0	0	0
10/27	at Tennessee	0	0	0	0	0.0	0	0	0	0
11/06	at Kansas City	1	1	0	0	0.0	0	0	0	0
11/13	vs. Houston	1	1	0	0	0.0	0	0	1	0
11/20	at Detroit	1	1	0	0	1.0	0	0	0	1
11/27	at Buffalo	2	1	1	0	1.0	0	0	0	1
12/04	vs. Denver	0	0	0	0	0.0	0	0	0	0
12/11	vs. Minnesota	1	1	0	0	0.0	1	0	0	0
12/18	at Houston	1	1	0	0	0.0	0	0	0	0
12/24	vs. Tennessee	1	1	0	0	1.0	0	0	0	1
31/01	at Indianapolis	2	2	0	0	1.0	0	0	0	1
2016 totals:		23	20	3	0	8.0	4	0	2	6

Additional statistics: One interception on 10/2 vs. IND, seven-yard return

BRAD NORTMAN

3

BRAD NORTMAN



PUNTER

6-2 214 LBS.

WISCONSIN

BORN SEPTEMBER 12, 1989

BROOKFIELD, WISCONSIN

ACQ: UFA (CAROLINA) 2016

EXP: 6TH YEAR

TRANSACTIONS

Originally selected by Carolina in the sixth round (207th overall) of the 2012 NFL Draft ... Signed as an unrestricted free agent by Jacksonville on 3/10/15

PRO (Games played/started - 83/0, 6/0)

- Sixth-year punter has played in Carolina and Jacksonville
- Played in six postseason games, including Super Bowl 50

2017 (w/ JAX - 3/0)

- **9/10 at HOU:** Punted four times for 187 yards (46.8 avg.) with a net average of 36.5 yards and a long punt of 61 yards
- **9/17 vs. TEN:** Punted five times for 246 yards (49.2 avg.) with a long punt of 59 yards
- **9/24 vs. BAL:** Punted three times for 150 yards (50.0 avg.) with a long punt of 60 yards

2016 (w/ JAX - 16/0)

- **9/11 vs. G.B.:** Made Jaguars debut and punted twice for 125 yards (62.5 net avg.) and downed both inside the 5-yard line ... His 67-yard punt is the seventh-longest in franchise history
- **9/18 at S.D.:** Punted four times for 179 yards (44.8 avg.), including downing two punts inside the 20
- **9/25 vs. BAL:** Punted six times for 249 yards (41.5 avg.), including two punts downed inside the 20
- **10/2 vs. IND:** Punted five times for 269 yards (53.8 avg.), including a career-long 78-yard punt in the fourth quarter, the second-longest punt in Jaguars franchise history (Bryan Barker, 83) and longest in the NFL this season ... Had one punt downed inside the 20
- **10/16 at CHI:** Punted five times for 275 yards (55.0 avg.), including a 52.2 net avg. ... Downed two punts inside the 20, including his 100th career punt inside the 20
- **10/23 vs. OAK:** Punted five times for 239 yards (47.8 avg.) including a long punt of 56 yards
- **10/27 at TEN:** Punted six times for 275 yards (45.8 avg.) and downed one punt inside the 20
- **11/6 at K.C.:** Punted four times for 167 yards (41.8 avg.) and downed one punt inside the 20 ... Tallied one special teams tackle
- **11/13 vs. HOU:** Punted three times for 115 yards
- **11/20 at DET:** Punted six times for 245 yards (40.8 avg.) and downed a career-high four punts inside the 20
- **11/27 at BUF:** Punted six times for 273 yards (45.5 avg., 31.7 net avg.), including two punts downed inside the 20 and a long of 61
- **12/4 vs. DEN:** Punted eight times for 369 yards (46.1 avg., 41.1 net avg.), including a career-high-tying four downed inside the 20 and long of 65
- **12/11 vs. MIN:** Punted four times for 163 yards (40.8 avg., 38.5 net avg.), including one downed inside the 20
- **12/18 at HOU:** Punted six times for 315 yards (52.5 avg., 46.2 net avg.) including a long punt of 67 yards
- **12/24 vs. TEN:** Punted three times for 143 yards (47.7 avg., 48.3 net avg.)
- **1/1 at IND:** Punted four times for 188 yards (47.0 avg., 42.0 net avg.), landing three inside the 20-yard line

2015 (w/ CAR - 16/0, 3/0)

Played in all 16 games, including three playoff contests ... Season totals include 70 punts for 3,175 yards (45.4 avg.), including a 39.8 net average ... Downed 20 punts inside the 20

- **9/20 vs. HOU:** Punted five times for 377 yards for a season-best 53.9 average
- **11/15 at TEN:** Punted four times for a season-high 47.3 net average
- **02/07 vs. DEN:** Punted seven times for 315 yards (45.0 avg.) in Super Bowl 50

2014 (w/ CAR - 16/0, 2/0)

Played in all 16 games, including two postseason games ... Generated a gross average of 44.9 yards and net average of 36.5 yards with a career-high 26 punts inside the 20, five touchbacks, two blocks and a long of 72 yards on 72 punts ... Served as holder on extra points and field goals

- **10/19 at G.B.:** Compiled a season-high 53.9-yard gross average, the second highest of his career, on a season-high seven punts
- **11/16 vs. ATL:** Equaled second-longest punt in team history and matched career

long with a 72-yard boot ... Produced a season-high 48.3-yard net average

- **1/3 vs. ARI:** Tied team record for the most punts inside the 20 in a postseason game with three

2013 (w/ CAR - 16/0, 1/0)

Played in all 16 games, including one playoff contest ... Set Carolina records with a gross average of 47.8 yards, which ranked second in the NFC and fourth in the NFL, and net average of 41.6 yards, which ranked fourth in the NFC and fifth in the NFL ... Punted 70 times with a career-high 25 inside the 20, five touchbacks and a career long of 72 yards

- **11/24 at MIA:** Established a Carolina single-game record with a 56.7-yard gross average on seven punts ... Uncorked a career-long 72-yard punt, matching the second-longest punt in team history
- **12/22 vs. N.O.:** Generated a season-high net average of 47.0 yards on a season-high eight punts with two inside the 20 ... Pinned the Saints at their 2-yard line and 3-yard line
- Named NFC Special Teams Player of the Month for December, compiling a 48.1 gross average and 44.0-yard net average with eight inside the 20 and had at least one punt longer than 50 yards in all five games

2012 (w/ CAR - 16/0)

Recorded a gross average of 43.0 yards and net average of 36.5 yards with 20 punts inside the 20, seven touchbacks, one block of 63 yards on 76 punts

- **10/7 vs. SEA:** Booted a career-long 63-yard punt
- **11/4 at WAS:** Landed a season-high three punts inside the 20
- **11/11 vs. DEN:** Produced a season-high 50.1-yard gross average on a career-high nine punts
- **12/23 vs. OAK:** Generated a season-high 48.3-yard net average

COLLEGE (at Wisconsin, 2008-11)

- Played in 52 games, taking over the Badgers' punting duties as a freshman
- Generated gross average of 42.1 yards and net average of 36.7 yards with 69 punts inside the 20, 19 touchbacks, four blocks and long of 76 yards on 199 punts, the fourth most in school history
- Gross average ranks as the third highest in UW history
- Thirty five punts traveled more than 50 yards and 53 resulted in fair catches
- Majored in accounting

PERSONAL

- Attended Central High School in Brookfield, Wis.
- Ranked as the No. 4 punter in the nation by Rivals.com and No. 8 by Scout.com
- Parents are William and Jane Nortman
- Married to wife, Lexi
- Twitter handle is @BradNortmanisms



REGULAR SEASON CAREER STATISTICS

YEAR	TEAM	GP	PUNTS	YARDS	GROSS AVG.	FC	NET AVG.	IN 20	LG	BLK
2012	CAR	16	76	3,267	43.0	20	36.5	20	63	1
2013	CAR	16	72	3,428	47.8	13	41.6	23	72	0
2014	CAR	16	80	3,542	44.9	20	36.5	30	72	2
2015	CAR	16	85	3,797	45.4	19	39.8	23	65	0
2016	JAX	16	77	3,589	46.6	19	39.5	27	78	0
2017	JAX	3	12	583	48.6	5	40.6	2	61	0
NFL totals: 6 yrs. 83		377	16,694	44.3	94	38.6	120	78	3	



POST SEASON CAREER STATISTICS

YEAR	TEAM	GP	PUNTS	YARDS	GROSS AVG.	FC	NET AVG.	IN 20	LG	BLK
2013	CAR	1	2	84	42.0	2	42.0	1	51	0
2014	CAR	2	8	306	38.3	5	34.6	4	49	0
2015	CAR	3	15	622	41.5	8	35.4	3	61	0
NFL totals: 5 yrs. 6		25	1,012	40.5	15	35.7	8	61	0	




CAREER HIGHS

	GAME	SEASON
Punts:	9 (11/11/12 vs. Denver)	85 (2015)
Yards:	451 (11/11/12 vs. Denver)	3,797 (2015)
Gross average:	62.5 (9/11/16 vs. Green Bay)	47.8 (2013)
Net average:	62.5 (9/11/16 vs. Green Bay)	41.6 (2013)
Inside the 20:	4 (two times, last: 12/4/16 vs. DEN)	30 (2014)
Long:	78 (10/2/16 vs. Indianapolis)	78 (2016)

PATRICK OMAMEH

77 PATRICK OMAMEH

OFFENSIVE LINEMAN
6-4 327 LBS.
MICHIGAN
BORN DECEMBER 29, 1989
COLUMBUS, OHIO
ACQ: FREE AGENT 2016
EXP: 5TH YEAR



TRANSACTIONS

Originally signed with San Francisco as an undrafted rookie on 5/7/13 ... Signed by Tampa Bay from San Francisco's practice squad on 10/11/13 ... Waived by Tampa Bay on 9/4/15 ... Claimed off waivers by Chicago on 9/6/15 ... Signed with Jacksonville as a free agent on 6/2/16 ... Placed on injured reserve on 11/21/16

PRO (Games played/started - 43/35)

- Fifth-year OG has spent time with Tampa Bay, Chicago and Jacksonville
- Began career as an undrafted free agent with San Francisco in 2013

2017 (w/ JAX - 3/3)

- **9/10 at HOU:** Started at LG and helped pave the way for the team to rush for 155 yards ... Did not allow a sack
- **9/17 vs. TEN:** Started at LG
- **9/24 vs. BAL:** Started at LG and helped the team rush for 166 yards and did not allow a sack

2016 (w/ JAX - 10/7)

Placed on injured reserve on 11/21/16 after starting seven of 10 games played

- **9/11 vs. G.B.:** Played five snaps on special teams in Jaguars debut
- **9/18 at S.D.:** Saw action at LT after **Kelvin Beachum** exited the game in the third quarter
- **9/25 vs. BAL:** Saw action on special teams
- **10/2 vs. IND:** Started as an extra offensive lineman and then played 58 snaps at LG after **Luke Joeckel's** knee injury
- **10/16 at CHI:** Started at LG
- **10/23 vs. OAK:** Started at LG
- **10/27 at TEN:** Started at LG
- **11/6 at K.C.:** Started at LG, helping the team rush for a season-high 205 yards
- **11/13 vs. HOU:** Started at LG
- **11/20 at DET:** Started at LG before exiting the game with a foot injury

2015 (w/ CHI - 14/9)

Appeared in 14 games (9 starts) at RG

2014 (w/ T.B. - 16/16)

Started all 16 games at RG

- **9/7 vs. WAS:** Made NFL debut and his first career start
- **9/14 vs. STL:** Started at right guard helping pave the way for Bobby Rainey's 144-yard rushing day
- **12/28 vs. NO:** Helped pave the way for 183 rushing yards by the Buccaneers, the most the team had recorded since 2013 (11/17/13 vs. Atlanta)

2013 (w/ T.B. - 0/0)

Inactive all 16 games

COLLEGE (at Michigan 2008-12)

- Started 41-of-45 games at Michigan (2008-12), including every game his final three seasons
- Earned first-team All-Big Ten honors as a senior
- Named to the 2012 Allstate AFCA Good Works Team


PERSONAL

- Attended St. Francis De Sales High School (Columbus, Ohio)
- Earned first-team all-state honors as a senior
- Born Patrick Omameh on December 29, 1989 in Columbus, Ohio

JAMES O'SHAUGHNESSY

80 JAMES O'SHAUGHNESSY

TIGHT END
6-4 245 LBS
ILLINOIS STATE
BORN JANUARY 14, 1992
NAPERVILLE, ILLINOIS
ACQ: WAIVERS (NEW ENGLAND) 2017
EXP: 3RD YEAR



TRANSACTIONS

Originally drafted by Kansas City in the fifth round (173rd overall) in the 2015 NFL Draft ... Traded to New England with a 2017 sixth-round draft selection (216th overall) in exchange for a 2017 fifth-round draft selection (183rd overall) on 4/29/17 ... Waived by New England on 9/2/17 ... Signed by Jacksonville on 9/3/17

PRO (Games played/started - 26/6, 1/0)

Appeared in 25 games over two seasons, recording nine receptions for 104 yards

2017 (w/ JAX - 3/0)

- **9/10 at HOU:** Saw action at TE and recorded one reception for 18 yards and recorded one special teams tackle
- **9/17 vs. TEN:** Saw action at TE and on special teams
- **9/24 vs. BAL:** Recorded one reception for 12 yards

2016 (w/ K.C. - 16/3, 1/0)

Appeared in all 16 games, making three starts and recording two receptions for minus-one yard

2015 (w/ K.C. - 7/3, 1/0)

Appeared in all 7 games, making three starts and recorded six receptions for 87 yards ... Was placed on injured/reserve on 11/17/15

COLLEGE (at Illinois State, 2010-14)

- Played in 49 games with 37 starts, totaling 67 receptions for 1,170 yards and 14 TDs
- Earned All-Missouri Valley Football Conference second-team honors as a senior after totaling 29 receptions for 544 yards and nine TDs

PERSONAL

- Attended Naperville North High School
- Three-year letterman

REGULAR SEASON CAREER STATISTICS

YEAR	TEAM	GP/GS	NO	YDS	AVG	LG	TD
2015	KC	7/3	6	87	14.5	30	0
2016	JAX	16/3	2	-1	-0.5	0	0
2017	JAX	3/0	2	30	15.0	18	0
NFL totals: 3 yrs.		26/6	10	116	11.6	30	0

2017 GAME-BY-GAME STATISTICS

DATE	OPP	RECs	YDS	AVG.	LG	TD
09/10	at Houston	1	18	18.0	18	0
09/17	vs. Tennessee	0	0	0.0	0	0
09/24	vs. Baltimore	1	12	12.0	12	0
10/01	at New York Jets					
10/08	at Pittsburgh					
10/15	vs. LA Rams					
10/22	at Indianapolis					
	BYE WEEK					
11/05	vs. Cincinnati					
11/12	vs. LA Chargers					
11/19	at Cleveland					
11/26	at Arizona					
12/03	vs. Indianapolis					
12/10	vs. Seattle					
12/17	vs. Houston					
12/24	at San Francisco					
12/31	at Tennessee					
2017 totals:		2	30	15.0	18	0

Additional Statistics: one special teams tackle

MATT OVERTON

43

MATT OVERTON

LONG SNAPPER
6-1 243 LBS

WESTERN WASHINGTON
BORN JULY 6, 1985
SAN LEANDRO, CALIFORNIA
AQ: FREE AGENT 2017
EXP: 6TH YEAR



TRANSACTIONS

Originally signed by Seattle as an undrafted free agent in 2017 ... Released by the Seahawks prior to the start of the 2007 regular season ... Signed by the Tri-Cities Fever of the AF2 in 2008 ... Signed by the Florida Tuskers of the UFL in 2009 ... Signed by Seattle as a free agent on 2/10/10 ... Released by Seattle prior to the start of the 2010 regular season ... Signed by the Omaha Nighthawks of the United Football League in 2010 ... Signed as a free agent by Indianapolis on 4/2/12 ... Released on 5/1/17 ... Signed by Jacksonville on 8/3/17

PRO (Games played/started - 83/0)

Was selected to the Pro Bowl at the conclusion of the 2013 season ... Has not missed a game in five seasons

2017 (w/ JAX - 3/0)

- **9/10 at HOU:** Served as the team's long snapper
- **9/17 vs. TEN:** Served as the team's long snapper
- **9/24 vs. BAL:** Served as the team's long snapper

2016 (w/ IND - 16/0)

Participated in all 16 games and snapped of K **Adam Vinatieri**, who tied for sixth in the NFL in FG percentage (87.1) while totaling 125 points ... Also snapped for P **Pat McAfee** who registered a 49.3 punting avg., which set a career-high and led the NFL

2015 (w/ IND - 16/0)

Played in all 16 games, assisting Vinatieri record his 18th career 100-point season while becoming the third player in NFL history to convert 500 field goals ... Snapped for McAfee who ranked second in the NFL with a 47.7 avg. and fifth in the league with a 41.7 net avg.

2014 (w/ IND - 16/0, 3/0)

Played in all 16 games and all three postseason contests ... Snapped for McAfee who set franchise single-season records with a 42.8 net punting avg. and 30 punts pinned inside the 20-yard line ... Also snapped for Vinatieri who converted 30-of-31 field goals and all 50 extra points for 140 points on the season ... Both McAfee and Vinatieri were named to the Associated Press NFL All-Pro team as well as being voted to the Pro Bowl

2013 (w/ IND - 16/0)

Competed in all 16 games and served as the long snapper for McAfee, who averaged 46.0 yards per punt and Vinatieri who converted 35-of-40 FGs and all 34 extra point attempts ... Also added five special teams tackles ... Named to the Pro Bowl for the first time in his career

2012 (w/ IND - 16/0)

Appeared in all 16 games and finished third on the team with nine special teams tackles ... Snapped for McAfee, who set then-franchise records in gross punting average (48.2), net punting average (40.3), punts inside the 20 (26) and 50.0-yard gross average games (five)

2010 (w/ Omaha Nighthawks, UFL)

Was named the United Football League's top 10 players list in 2010, earning the recognition as the league's best long snapper

2009 (w/ Florida Tuskers, UFL)

Was part of a team that recorded a perfect 6-0 records while reaching the UFL Championship Game

2008 (w/ Tri-Cities Fever, IFL)

Was part of a team that won four games and finished fifth in the NC West

2007 (w/ SEA)

Signed as an undrafted free agent, but was released prior to the start of the regular season

COLLEGE (at Western Washington, 2005-06; Diablo Valley College, 2003-04)

- Was a team captain and two-year starter at DE and LS for Western Washington
- Finished his collegiate career with 5.0 sacks, 7.5 tackles for loss, one INT, one forced fumble and seven passes defended
- Attended Diablo Valley College from 2003-04 before transferring to Western Washington

PERSONAL


- Attended Tracy (Calif.) High School
- Was an Honorable Mention San Joaquin Athletic Association All-Star as a senior
- Started and lettered two years as an offensive guard while serving as a co-captain as a senior
- Also lettered one year in golf and baseball
- Founder/President of Pros 2 Youth, a non-profit organization based in his hometown of Tracy, Calif.
- Co-owner of Led By Pros Youth Football Academy in Omaha, Neb. with **Maurice Clarett**
- Grandson of Washington State Hall of Fame Football coach **Paul Wallroff**
- Father, Tom Overton, played college football at Cal-State Hayward. Son of Lisa Blair and has two siblings, Stefan and Nicole Overton

JERMEY PARNELL

78

JERMEY PARNELL

OFFENSIVE LINEMAN
6-6 326 LBS.
MISSISSIPPI
BORN JULY 20, 1986
BLYTHEVILLE, ARKANSAS
ACQ: UFA (DALLAS) 2015
EXP: 7TH YEAR



TRANSACTIONS

Originally signed by New Orleans as an undrafted rookie on 5/4/09 ... Waived on 9/4/09 ... Signed by New Orleans to the practice squad on 9/6/09 ... Waived on 9/4/10 ... Claimed off waivers by Miami on 9/5/10 ... Waived on 9/25/10 ... Signed by New Orleans to the practice squad on 9/28/10 ... Signed by Dallas to the 53-man roster on 10/24/10 ... Signed by Jacksonville as an unrestricted free agent on 3/11/15

PRO (Games played/started - 88/41)

- Seventh-year OT spent time with New Orleans, Miami and Dallas before signing with Jacksonville on 3/11/15
- Blocked for NFL's leading rusher RB **DeMarco Murray** in 2014 and did not allow a sack at RT
- Began career as an undrafted free agent with New Orleans in 2009

2017 (w/ JAX - 3/3)

- **9/10 at HOU:** Started at RT and helped pave the way for the team to rush for 155 yards ... Did not allow a sack
- **9/17 vs. TEN:** Started at RT
- **9/24 vs. BAL:** Started at RT and helped the team rush for 166 yards and did not allow a sack

2016 (w/ JAX - 16/16)

Part of a unit that allowed the team's fewest sacks since 2007 (34)

- **9/11 vs. G.B.:** Started at RT in his 70th career game
- **9/18 at S.D.:** Started at RT
- **9/25 vs. BAL:** Started at RT
- **10/2 vs. IND:** Started at RT and played in all 72 offensive snaps, helping the team rush for 136 yards
- **10/16 at CHI:** Started at RT
- **10/23 vs. OAK:** Started at RT
- **10/27 at TEN:** Started at RT
- **11/6 at K.C.:** Started at RT, helping the team rush for a season-high 205 yards
- **11/13 vs. HOU:** Started at RT
- **11/20 at DET:** Started at RT and was part of an offensive line that did not allow a sack
- **11/27 at BUF:** Started at RT and helped the team rush for 183 yards
- **12/4 vs. DEN:** Started at RT and helped the team rush for 154 yards
- **12/11 vs. MIN:** Started at RT
- **12/18 at HOU:** Started at RT
- **12/24 vs. TEN:** Started at RT
- **1/1 at IND:** Started at RT, helping the team rush for 182 yards

2015 (w/ JAX - 15/15)

Played in 15 games with a career-high 15 starts at RT

- **9/13 vs. CAR:** Made his Jaguars debut at RT in team's season opener
- **9/20 vs. MIA:** Started at RT, helped the Jaguars rush for 123 yards and did not allow a sack
- **10/4 at IND:** Started at RT, helping RB **T.J. Yeldon** rush for 100+ yards
- **10/25 vs. BUF:** Started at RT, helping RB T.J. Yeldon rush for a season-high 115 yards
- **12/13 vs. IND:** Started at RT, helping the Jaguars rush for a season-high 154 yards

2014 (w/ DAL - 16/5)

Appeared in all 16 games with a career-high five starts at RT ... Also saw time on special teams and as extra OL in jumbo packages ... Had only one penalty for five yards ... Did not allow a sack ... Part of OL that ranked ninth in the NFL with 30 sacks allowed ... Blocked for Pro Bowl QB **Tony Romo** who led NFL in passer rating (113.2), completion percentage (69.9) and yards-per-attempt (8.52) ... Part of OL that blocked for NFL rushing leader RB **DeMarco Murray** who set franchise record with 1,845 rushing yards and NFL-high 2,261 yard from scrimmage ... Cowboys finished season ranked second in rushing yards per game (147.1)

- **10/19 vs. NYG:** Made first start of the season in place of OL **Doug Free** and blocked for DeMarco Murray's seventh consecutive 100-yard game, the first player in NFL history with seven straight 100-yard games to open a season
- **1/4 vs. DET:** Made postseason debut with a start at RT

2013 (w/ DAL - 16/1)

Played in all 16 games for the second consecutive season and made one start ... Saw

most of his action in jumbo packages and on special teams

2012 (w/ DAL - 16/1)

Saw action in all 16 games for the first time in his career ... Rotated series at RT with Doug Free for the last two months of the season

- **11/22 vs. WAS:** Made first career start

2011 (w/ DAL - 6/0)

Saw action in six games, mainly on special teams

2010 (w/ MIA - 0/0; w/ DAL - 0/0)

Spent the preseason with New Orleans before he was waived on final cuts ... Was claimed off waivers by Miami on Sept. 5 and waived on Sept. 25 ... Signed by New Orleans to practice squad on Sept. 28 before he was signed to Dallas' 53-man roster on Oct. 14 ... Was inactive for all 12 games with the Cowboys

2009 (w/ NO - ps)

Spent the entire regular season on New Orleans' practice squad after signing as a rookie free agent

COLLEGE (at Mississippi, 2006-09)

- Played only one season of collegiate football
- Saw action as a senior for the first time since eighth grade and played in five games as a defensive lineman
- Was a four-year letterman for the Rebels basketball team
- Played in 30 games with seven starts as a senior, averaging 3.7 points and 3.3 rebounds while ranking second on the team with 22 blocked shots
- Majored in art

PERSONAL

- Attended Gosnell High School in Arkansas
- Two-time first-team all-state selection in basketball
- Averaged 21 points, 13 rebounds, five assists and four blocks a game as a senior
- Played summer basketball in China in 2005 and 2006, and also played AAU with the Arkansas Wings

TYLER PATMON

23

TYLER PATMON



CORNERBACK

5-10 188 LBS

OKLAHOMA STATE

BORN JANUARY 26, 1991

ROUND ROCK, TEXAS

ACQ: FREE AGENT 2017

EXP: 3RD YEAR

TRANSACTIONS

Signed as an undrafted rookie by Dallas on 5/21/14 ... Waived on 12/15/15 ... Signed by Miami to the practice squad on 12/17/15 ... Promoted to the active roster on 12/26/15 ... Waived on 7/31/16 ... Claimed off waivers by Tennessee on 8/1/16 ... Waived on 8/30/16 ... Signed by Kansas City to the practice squad on 10/20/16 ... Waived on 11/2/16 ... Signed by Kansas City to the practice squad on 11/8/16 ... Waived on 11/9/16 ... Signed by Carolina to the practice squad on 11/22/16 ... Promoted to the active roster on 1/2/17 ... Waived by Carolina 5/1/17 ... Signed by Jacksonville as a free agent on 5/22/17

PRO (Games played/started - 25/2)

Third-year CB has played in 24 games with two starts with Dallas and Miami

2017 (w/ JAX - 1/0)

- **9/10 at HOU:** Did not play
- **9/17 vs. TEN:** Did not play
- **9/24 vs. BAL:** Recorded two solo tackles

2016 (w/ K.C. & CAR - ps)

Attended training camp with Tennessee and was waived during the preseason ... Had stints on the practice squads in Kansas City and Carolina ... Spent Weeks 7-8 and part of Week 10 on the Chiefs' practice squad and Weeks 12-17 on the Panthers' practice squad

2015 (w/ DAL - 11/2; w/ MIA - 2/0)

Played in 13 games with two starts with Dallas and Miami in addition to spending one game on the Dolphins' practice squad ... Totaled 15 tackles and six passes defended, all with the Cowboys

- **9/20 at PHI:** Made his first NFL start

2014 (w/ DAL - 11/0, 2/0)

Played in 11 regular-season contests and was inactive for five games ... Posted six tackles, one INT (returned for TD), one pass defended and contributed five special teams tackles ... Played in the NFC wild-card game versus Detroit and NFC divisional playoff at Green Bay

COLLEGE (at Oklahoma State, 2013; Kansas, 2010-12)

- Finished career at Oklahoma State after transferring from Kansas following graduation with one season of eligibility remaining
- Totaled 176 tackles, 15.5 tackles for loss, seven INTs, 2.0 sacks, 31 passes defended, one forced fumble and two fumble recoveries in 48 games with 33 starts for the Cowboys and Jayhawks
- As a senior at OSU, played in 13 games and produced 30 tackles, four tackles for loss, one INT and tied for the team lead with nine passes defended along with one forced fumble and one fumble recovery (returned 78 yards for a TD)

PERSONAL

- Attended Vista Ridge High School in Cedar Park, Texas

REGULAR SEASON CAREER STATISTICS

DATE	TEAM	GP/GS	TKL	SOLO	ASST	TFL	SACKS	ST	FF	FR	INT	PD
2014	DAL	11/0	8	7	1	0	0.0	0	0	0	1	1
2015	DAL	11/2	13	11	2	0	0.0	0	0	0	0	6
2015	DET	2/0	0	0	0	0	0.0	0	0	0	0	0
2016	K.C./CAR						ps					
2017	JAX	1/0	2	2	0	0	0.0	0	0	0	0	0
NFL totals:		3 yrs. 25/2	23	20	3	0	0.0	0	0	0	1	7

Additional statistics: two kick returns for 26 yards in 2015 with Dallas

CAREER HIGHS

	GAME	SEASON
Tackles:	6 (12/29/13 at N.E.)	23 (2014)
Sacks:	1.0 (fives times; last: 9/27/15 at MIA)	3.0 (2014)
Forced fumbles:	1 (two times, last: 9/27/15 at MIA)	1 (2013, '14)
Fumble recoveries:	1 (10/26/14 at NYJ)	1 (2014)

2017 GAME-BY-GAME STATISTICS

DATE	OPP	TKL	SOLO	ASST	ST	SACKS	FF	FR	PD	INT
09/10	at Houston				DNP					
09/17	vs. Tennessee				DNP					
09/24	vs. Baltimore	2	2	0	0	0.0	0	0	0	0
10/01	at New York Jets									
10/08	at Pittsburgh									
10/15	vs. LA Rams									
10/22	at Indianapolis									
	BYE WEEK									
11/05	vs. Cincinnati									
11/12	vs. LA Chargers									
11/19	at Cleveland									
11/26	at Arizona									
12/03	vs. Indianapolis									
12/10	vs. Seattle									
12/17	vs. Houston									
12/24	at San Francisco									
12/31	at Tennessee									
2017 totals:		2	2	0	0	0.0	0	0	0	0

DONALD PAYNE

[52]

DONALD PAYNE



LINEBACKER

5-11 217 LBS

STETSON UNIVERSITY

BORN JULY 12, 1994

FAYETTEVILLE, GEORGIA

ACQ: WAIVERS (BALTIMORE) 2017

EXP: ROOKIE

TRANSACTIONS

Originally signed by Baltimore as an undrafted free agent on 4/29/17 ... Waived by Baltimore on 9/2/17 ... Signed by Jacksonville on 9/3/17

PRO (Games played/started - 3/0)

Spent offseason program and training camp with the Baltimore Ravens before being claimed off waivers by Jacksonville

2017 (w/ JAX - 3/0)

- **9/10 at HOU:** Saw action on special teams and recorded one solo special teams tackle
- **9/17 vs. TEN:** Saw action on special teams
- **9/24 vs. BAL:** Saw action on special teams

COLLEGE (at Stetson University, 2013-16)

- Three-time Defensive Player of the Year in the Pioneer Football League
- Played in 44 career games and totaled 538 tackles (344 solo), nine INTs, 14.0 sacks, 65.5 tackles for a loss, 42 passes defensed, seven forced fumbles, eight fumble recoveries and three blocked kicks
- 2013 Pioneer Football League Defensive Rookie of the Year

PERSONAL

- Attended Landmark Christian (Fayetteville, Ga.) where he was first team All-State as a senior and was also named first team All-Region his final three years

REGULAR SEASON CAREER STATISTICS

YEAR	TEAM	GP/GS	TKL	SOLO	ASST	ST	SACKS	FF	FR	PD
2017	JAX	3/0	0	0	0	1	0.0	0	0	0
NFL totals: 1 yr.		3/0	0	0	0	1	0.0	0	0	0


2017 GAME-BY-GAME STATISTICS

DATE	OPP	TKL	SOLO	ASST	TFL	SACKS	ST	FF	FR	INT	PD
09/10	at Houston	0	0	0	0	0.0	1	0	0	0	0
09/17	vs. Tennessee	0	0	0	0	0.0	0	0	0	0	0
09/24	vs. Baltimore	0	0	0	0	0.0	0	0	0	0	0
10/01	at New York Jets										
10/08	at Pittsburgh										
10/15	vs. LA Rams										
10/22	at Indianapolis										
	BYE WEEK										
11/05	vs. Cincinnati										
11/12	vs. LA Chargers										
11/19	at Cleveland										
11/26	at Arizona										
12/03	vs. Indianapolis										
12/10	vs. Seattle										
12/17	vs. Houston										
12/24	at San Francisco										
12/31	at Tennessee										
2017 totals:		0	0	0	0	0.0	1	0	0	0	0

LAFAYETTE PITTS

29

LAFAYETTE PITTS



CORNERBACK
5-11 195 LBS
PITTSBURGH
BORN SEPTEMBER 24, 1992
DUQUESNE, PENNSYLVANIA
ACQ: WAIVERS (MIAMI) 2017
EXP: 2ND YEAR

TRANSACTIONS

Originally signed with Miami as an undrafted free agent on 5/6/16 ... Waived on 9/3/16 ... Signed to the practice squad by Miami on 9/4/16 ... Signed to the active roster on 11/7/16 ... Waived by Miami on 9/2/17 ... Signed by Jacksonville on 9/3/17

PRO (Games played/started - 11/0)

Appeared in eight games with Miami after spending the previous eight weeks on the team's practice squad

2017 (w/ JAX - 3/0)

- **9/10 at HOU:** Saw action on special teams
- **9/17 vs. TEN:** Saw action on special teams
- **9/24 vs. BAL:** Saw action at CB and on special teams

2016 (w/ K.C. - 8/0)

Appeared in eight games and totaled three tackles (one solo) and one special teams tackle

COLLEGE (at Pittsburgh, 2012-15)

- Appeared in all 52 games (51 starts)
- Totaled 152 tackles (118 solo), four INTs and also returned 52 kickoffs for 1,196 yards (23.0 avg.) and was named a team captain as a senior in 2015.

PERSONAL

- Attended Woodland Hills High School
- Selected first team All-State Class AAAA by the Pennsylvania Sports Writers, Pittsburgh Post-Gazette "Fabulous 22", Pittsburgh Tribune-Review "Terrific 25" and was selected to play in the Big 33 Football Classic (Pennsylvania vs. Ohio)
- Led team to a combined 21-6 mark (.778) his final two years, including back-to-back appearances in the WPIAL Class AAAA championship game

REGULAR SEASON CAREER STATISTICS

DATE	TEAM	GP/GS	TKL	SOLO	ASST	TFL	SACKS	ST	FF	FR	INT	PD
2016	MIA	8/0	3	1	2	0	0.0	1	0	0	0	0
2017	JAX	3/0	0	0	0	0	0.0	0	0	0	0	0
NFL totals: 2 yrs. 11/0			3	1	2	0	0.0	1	0	0	0	0

2017 GAME-BY-GAME STATISTICS

DATE	OPP	TKL	SOLO	ASST	ST	SACKS	FF	FR	PD	INT
09/10	at Houston	0	0	0	0	0.0	0	0	0	0
09/17	vs. Tennessee	0	0	0	0	0.0	0	0	0	0
09/24	vs. Baltimore	0	0	0	0	0.0	0	0	0	0
10/01	at New York Jets									
10/08	at Pittsburgh									
10/15	vs. LA Rams									
10/22	at Indianapolis									
	BYE WEEK									
11/05	vs. Cincinnati									
11/12	vs. LA Chargers									
11/19	at Cleveland									
11/26	at Arizona									
12/03	vs. Indianapolis									
12/10	vs. Seattle									
12/17	vs. Houston									
12/24	at San Francisco									
12/31	at Tennessee									
2017 totals:		0	0	0	0	0.0	0	0	0	0

WILLIAM POEHLS

[75]

WILLIAM POEHLS

OFFENSIVE LINEMAN

6-8 344 LBS

MONTANA

BORN NOVEMBER 27, 1991

CHANDLER, ARIZONA

ACQ: WAIVERS (CHICAGO) 2017

EXP: 1ST YEAR



TRANSACTIONS

Originally signed with Tennessee as an undrafted free agent on 5/16/14 ... Waived on 8/30/14 ... Signed to the practice squad by Tennessee on 9/1/14 ... Waived on 9/5/15 ... Signed to the practice squad by Tennessee on 9/7/15 ... Waived by Tennessee on 9/3/16 ... Signed to the practice squad by Buffalo on 9/19/16 ... Released from practice squad by Buffalo on 10/27/16 ... Signed to the practice by Chicago on 11/2/16 ... Waived by Chicago on 9/2/17 ... Signed by Jacksonville on 9/3/17

PRO (Games played/started - 0/0)

Has spent time on Tennessee's, Buffalo's and Chicago's practice squad

2017 (w/ JAX - 0/0)

- 9/10 at HOU: Inactive
- 9/17 vs. TEN: Inactive
- 9/24 vs. BAL: Inactive

COLLEGE (at Montana, 2010-13)

- Appeared in 45 career games with 27 starts
- Named a second-team All-Big Sky Conference selection his senior year

PERSONAL

- Earned three letters in both football and wrestling and was a team captain in both sports at Chandler High School
- Named a 5A first-team all-state and all-region selection as a senior and all-region as a junior

PAUL POSLUSZNY

51

PAUL POSLUSZNY



LINEBACKER

6-2 232 LBS.


PENN STATE

BORN OCTOBER 10, 1984

ALTIQUIPPA, PENNSYLVANIA

ACQ: UFA (BUFFALO) 2011

EXP: 11TH YEAR



TRANSACTIONS

Originally drafted by Buffalo in the second round (34th overall) of the 2007 draft ... Signed by Jacksonville as an unrestricted free agent on 7/29/11

PRO (Games played/started - 132/132)

- 11th-year LB is in his sixth season with the Jaguars
- Has registered 928 tackles as a Jaguar, the second-most in franchise history
- Voted to Pro Bowl in 2013
- Owns two of the four highest tackle totals in Jaguars history as he compiled 192 tackles in 2011, the fourth-most for a season
- Has registered five-plus tackles in 31 consecutive games (dating back to Week 7 in 2014), the NFL's second-longest active streak, during which he has totaled 278 tackles (9.0 tackles per game)
- Selected as a defensive captain by his teammates for the 2017 season

2017 (w/ JAX - 3/3)

- **9/10 at HOU:** Started at MLB and recorded two tackles (one solo)
- **9/17 vs. TEN:** Recorded five tackles (four solo) and one tackle for a loss
- **9/24 vs. BAL:** Started at MLB and recorded three solo tackles, a tackle for a loss and a pass defended

2016 (w/ JAX - 16/16)

Started and played all 16 games at MLB ... Led the team with 133 tackles (97 solo), the eighth time in the last nine seasons that he's tallied 100-plus tackles

- **9/11 vs. G.B.:** Made five tackles (four solo) at MLB in the team's season opener
- **9/18 at S.D.:** Started at MLB and tallied a team-high 11 tackles (six solo)
- **9/25 vs. BAL:** Posted a team-high 12 tackles (10 solo) and his 15th career INT
- **10/2 vs. IND:** Started at MLB and recorded seven tackles (five solo) and a tackle for a loss ... Posted his second career multi-sack game (1.5 sacks)
- **10/16 at CHI:** Led the team with 11 tackles (10 solo), including one tackle for loss
- **10/23 vs. OAK:** Finished second on the team with eight tackles (seven solo), including one tackle for loss
- **10/27 at TEN:** Finished third on the team with 10 tackles (six solo)
- **11/6 at K.C.:** Led the team with 10 tackles (six solo) and registered one QB hit
- **11/13 vs. HOU:** Started at MLB and tallied five tackles (four solo)
- **11/20 at DET:** Started at MLB and made six tackles (five solo), including one tackle for loss
- **11/27 at BUF:** Started at MLB and tallied six tackles (five solo), including two tackles for loss
- **12/4 vs. DEN:** Started at MLB and made six solo tackles
- **12/11 vs. MIN:** Started at MLB and made 10 tackles (eight solo), including one tackle for loss
- **12/18 at HOU:** Started at MLB and recorded 11 tackles (five solo) ... With his seventh tackle of the game, Posluszny became the second Jaguar in team history to record 900 tackles, joining Daryl Smith (1,089) as the only two players to record at least 900 tackles in a Jaguars uniform
- **12/24 vs. TEN:** Started at MLB and recorded a team-high nine tackles (seven solo) and one pass defended
- **1/1 at IND:** Started at MLB and recorded five tackles (two solo), a tackle for a loss and one pass defended

2015 (w/ JAX - 14/14)

Started and played in 14 games, missing two games because of ankle and hand injuries ... Led the team with 133 tackles (103 solo), the seventh time in the last eight seasons that he's tallied 100+ tackles ... Tied for the team lead (LB **Telvin Smith**) with 13 tackles for loss, the most by a Jaguars LB since LB **Kevin Hardy's** 13 tackles for loss in 1999 ... Tied a career-high with three INTs

- **9/13 vs. CAR:** In his 100th game and start, made nine tackles (eight solo) and recorded a 19-yard interception return in the second quarter
- **9/20 vs. MIA:** Made seven solo tackles and registered one QB hurry
- **9/27 at N.E.:** Made a game-high 18 tackles (14 solo)
- **10/18 vs. HOU:** Made 10 tackles (nine solo), including two tackles for loss
- **10/25 vs. BUF:** Made seven tackles (six solo), including one tackle for loss ... Added his 13th career interception
- **11/8 at NYJ:** Made seven tackles (three solo), including one tackle for loss
- **11/15 at BAL:** Was second on the team with 10 tackles (six solo) and recorded one pass defended
- **11/29 vs. S.D.:** Led the team with 11 tackles (11 solo), including a season-high

three tackles for loss

- **12/6 at TEN:** Led the team with 13 tackles (10 solo), including two tackles for loss ... Exited the game in the fourth quarter with a hand injury
- **12/20 vs. ATL:** Tallied a team-high 10 tackles (nine solo), including two tackles for loss, one interception and one pass defended
- **12/27 at N.O.:** Posted nine tackles (seven solo), and 1.0 sack and one pass defended
- **1/3 at HOU:** Started at MLB and made 10 tackles (four solo)

2014 (w/ JAX - 7/7)

Started the first seven games at MLB before suffering a season-ending torn pectoral muscle on Oct. 19 vs. Cleveland ... Ranked fifth on the club with 69 tackles (47 solo), two sacks, one pass defended, two tackles for loss, three QB hits and one fumble recovery

- **9/7 at PHI:** Started at MLB in season-opener and paced team with 12 tackles (11 solo) ... Left the game in the third quarter with a knee injury but returned to the game
- **9/14 at WAS:** Ranked second on the team with seven tackles (four solo)
- **9/21 at IND:** Led team with 11 tackles (seven solo)
- **9/28 at S.D.:** Registered a game-high 11 tackles (9 solo)
- **10/5 vs. PIT:** Totaled a team-high 12 tackles (nine solo) along with one sack, one tackle for loss, one QB hit and a pass defended
- **10/19 vs. CLE:** Registered a game-high 12 tackles (five solo) along with one sack, one tackle for loss, one QB hit and one fumble recovery ... Suffered a torn pectoral muscle in the second half
- **10/21:** Placed on injured reserve

2013 (w/ JAX - 15/15)

Replaced injured LB **NaVarro Bowman** on the Pro Bowl roster ... Started 15 games at LB and led the Jaguars for the third consecutive season with 161 tackles (121 solo) and tied for team lead with two INTs ... The 161 tackles ranked second in the NFL ... Added a career-high 3.0 sacks and 10 passes defended along with six tackles for loss, two forced fumbles, one fumble recovery and seven QB pressures ... Played 1,038 snaps, the second-most on the team

- **9/15 at OAK:** Posted nine tackles, one sack, one QB hit and one pass defended ... Sacked QB **Terrelle Pryor** in the fourth quarter
- **9/22 at SEA:** Registered a game-high 12 tackles (five solo) along with an INT, one tackle for loss and one pass defended ... Intercepted QB **Russell Wilson** in the third quarter to set up a Jaguars TD
- **10/13 at DEN:** Intercepted QB **Peyton Manning** with 36 seconds remaining in the first half and returned it 59 yards for his first career TD ... Marked the fourth-longest return in team history and longest by a LB
- **10/20 vs. S.D.:** Totaled a season-high 14 tackles (13 solo)
- **10/27 vs. S.F.:** Made a team-high 12 tackles (10 solo)
- **11/10 at TEN:** Forced a fumble of RB **Chris Johnson** on the first play from scrimmage and recovered it to set up a Jaguars TD
- **11/17 vs. ARI:** Inactive (concussion), marking first missed game as a Jaguar
- **11/24 at HOU:** Returned to the lineup and posted a game-high 14 tackles (11 solo) along with two tackles for loss, one QB hit and one pass defended
- **12/1 at CLE:** Paced team with 11 tackles (seven solo), two tackles for loss, a half sack, one QB hit and one pass defended. Split a sack with DE **Jason Babin** in the third quarter
- **12/5 vs. HOU:** Posted double-digit tackles for the third straight game, finishing with a team-high 13 stops (10 solo) along with one tackle for loss and one QB hit
- **12/15 vs. BUF:** Led team with 13 tackles (nine solo) including a sack of QB **E.J. Manuel** in the first quarter ... Set single-season career-high for sacks (2.5)
- **12/22 vs. TEN:** Tallied a game-high 13 tackles (10 solo), his fifth straight game with double-digit tackles ... Split a sack of QB **Ryan Fitzpatrick** with DT **Abry Jones** in the first quarter

2012 (w/ JAX - 16/16)

Started all 16 games for the second consecutive season and third time overall ... Led team with a single-season franchise record 231 tackles, surpassing the previous mark of 230 set by LB **Hardy Nickerson** in 2001 ... Matched his career-high two sacks and three INTs ... Added two forced fumbles and four passes defended ... Had double-digit tackles in 15 of 16 games

- **9/9 at MIN:** Registered 16 tackles (10 solo) with one tackle for loss
- **9/16 vs. HOU:** Logged 17 tackles (10 solo) with one tackle for loss
- **9/23 at IND:** Intercepted a QB **Andrew Luck** pass in the third quarter and re turned it 13 yards before a lateral to S **Dawan Landry** added nine yards
- **11/4 vs. DET:** Led team with 17 tackles (12 solo)
- **11/18 at HOU:** Forced an RB **Arian Foster** fumble in the third quarter, intercepted QB **Matt Schaub** in the fourth quarter and finished with a team-high 18 tackles
- **11/25 vs. TEN:** Caused a RB **Chris Johnson** fumble in the fourth quarter
- **12/2 at BUF:** Intercepted QB **Ryan Fitzpatrick** in the second quarter and made a team-high 13 tackles (five solo) with two QB pressures
- **12/9 vs. NYJ:** Totaled a team-high 17 tackles (10 solo)
- **12/16 at MIA:** Registered a career-high 21 tackles (15 solo), tied for the fifth-most in franchise history
- **12/23 vs. N.E.:** Had 11 tackles (eight solo) with two QB pressures
- **12/30 at TEN:** Totaled 13 tackles (nine solo) with a career-high two sacks, two tackles for loss and one pass defended

2011 (w/ JAX - 16/16)

PAUL POSLUSZNY

Started all 16 games at MLB in his first season with the Jaguars ... Led club with 192 tackles (132 solo) and ranked second with nine tackles for loss ... The 192 tackles ranked as second-most in franchise history and marked his fourth straight season with 100-plus tackles ... Tied for the team-lead with two INTs ... Added seven QB pressures, one forced fumble, two passes defended and two sacks ... Played major role on defense that ranked sixth in the NFL (313.0-yard average), the highest ranking for the club since 2006 (2nd) ... Recorded double-digit tackles in 11 of 16 games

- **9/11 vs. TEN:** Did not miss a snap and had four tackles and one pass defended in his Jaguars debut
- **9/18 at NYJ:** Led team with 14 tackles
- **10/2 vs. N.O.:** Posted a team-high 16 tackles (13 solo) along with one sack, one tackle for loss and one pass defended
- **10/9 vs. CIN:** Tallied a team-high 15 tackles while not missing a snap
- **10/16 at PIT:** Returned to home state and registered a career-high 19 tackles and one tackle for loss
- **10/30 at HOU:** Paced team with 15 tackles (eight solo), one tackle for loss and one QB pressure
- **11/13 at IND:** Intercepted QB **Curtis Painter** in the fourth quarter and split a sack with DL **John Chick** of Painter in the second quarter ... Totaled 11 tackles (eight solo) and one tackle for loss
- **11/20 at CLE:** Split a sack with DL **Matt Roth** in the third quarter and led team with 13 tackles (six solo)
- **11/27 vs. HOU:** Forced a fumble by RB **Arian Foster** in the first quarter that was scooped up by CB **Ashton Youtboty** and returned 38 yards for a TD
- **12/11 vs. T.B.:** Intercepted QB **Josh Freeman** in the third quarter and paced team with 12 tackles
- **1/1 vs. IND:** Compiled six tackles before leaving game with a shoulder injury

2010 (w/ BUF - 14/14)

Started 13 games at MLB ... Led team with career-high 140 tackles (95 solo) along with a career-high two sacks, five QB pressures and three passes defended ... Had eight double-digit tackle games

- **9/12 vs. MIA:** Opened season with eight tackles, one tackle for loss and second career sack
- **10/10 vs. JAX:** Led team with 13 tackles
- **10/31 at K.C.:** Registered a career-high 18 tackles along with one QB hit and one pass defended
- **12/5 at MIN:** Paced team with 15 tackles including two tackles for loss and a sack

2009 (w/ BUF - 12/12)

Started 12 games at MLB ... Voted team captain ... Totaled 115 tackles (92 solo), one sack, three INTs, four passes defended and three forced fumbles ... Tied for second among NFL LBs with three INTs and was first Bills LB with three INTs in a season since 2006

- **10/18 at NYJ:** Returned from injury and recorded nine tackles, one tackle for loss, one QB hit and an INT ... Intercepted QB **Mark Sanchez** in overtime which led to the game-winning FG
- **11/1 vs. HOU:** Forced a fumble and accumulated nine tackles
- **12/3 vs. NYJ:** Recorded first career sack which included a forced fumble
- **12/20 vs. N.E.:** Tied for a team-high with nine tackles on and had an INT in the first quarter ... Became first Bills LB to post INTs in consecutive games since LB **Bryce Paup** in 1995

2008 (w/ BUF - 16/16)

Started all 16 games ... Led team with 129 tackles (90 solo) ... Added four QB pressures, one INT, seven passes defended, one forced fumble and one fumble recovery

- **9/7 vs. SEA:** Opened season with seven tackles
- **9/14 vs. OAK:** Recovered first career fumble
- **9/28 at STL:** Led the team in tackles with 12
- **10/26 at MIA:** Recorded first career forced fumble
- **12/14 at NYJ:** Registered first career INT

2007 (w/ BUF - 3/3)

Started three games as a rookie before suffering a season-ending forearm injury in week three ... Became first Bills rookie MLB to start the season-opener since Shane Conlan in 1987

- **9/9 vs. DEN:** Started first career game and tied for team lead with 11 tackles
- **9/16 at PIT:** Led team in tackles with 12
- **9/23 at N.E.:** Totaled three tackles before leaving game with an arm injury

COLLEGE (at Penn State, 2003-06)

- Finished career with a school-record 372 tackles
- Started 37 of 44 games
- First player ever to record 100-plus tackles three times in a college career
- Two-time winner of the Bednarik Award for best defensive player in the nation, joining Pat Fitzgerald of Northwestern as the only players to win the award twice
- Won Dick Butkus Award for nation's top LB as a junior
- Selected as first-team All-America by the Associated Press, Walter Camp, and the NFL Draft Report
- Graduated in three and a half years with a degree in finance

PERSONAL

- Married (Elizabeth Johnson) with two daughters, London Noelle and Scarlett Rue
- Attended Hopewell High (Pa.) where he lettered in football, basketball and baseball
- Led team to WPIAL and Pennsylvania Class AAA championships as a senior
- Served as team captain
- Totaled 88 tackles and six sacks at LB and set school records with 1,575 rushing yards and 15 TDs as RB
- Named Pittsburgh Post-Gazette, Pittsburgh Tribune-Review and Pittsburgh Athletic Association Player of the Year as senior
- Graduated 17th in his class of 220 with a 3.8 GPA
- Went on a 10-day trip to Iraq to visit military troops in January 2008
- Brother, Stan, played baseball at West Virginia
- Younger brother, David, played football at Notre Dame
- Interned at UBS Financial Services in Pittsburgh during 2010 offseason
- Full name: Paul Michael Posluszny, pronounced puz-LUZ-nee.



REGULAR SEASON CAREER STATISTICS

YEAR	TEAM	GP/GS	TKL	SOLO	ASST	ST	SACKS	FF	FR	PD
2007	BUF	3/3	26	20	6	1	0.0	0	0	0
2008	BUF	16/16	129	90	39	0	0.0	1	1	7
2009	BUF	12/12	110	87	23	0	1.0	3	0	4
2010	BUF	14/14	151	103	48	0	2.0	0	0	3
2011	JAX	16/16	192*	132*	*60	0	2.0	1	0	2
2012	JAX	16/16	231*	152*	79	0	2.0	2	0	4
2013	JAX	15/15	161*	121*	40	0	3.0	1	1	9
2014	JAX	7/7	69	47	22	0	2.0	0	1	1
2015	JAX	14/14	133*	103*	30	0	1.0	0	0	6
2016	JAX	16/16	133*	97	36	0	1.5	0	0	3
2017	JAX	3/3	10	8	2	0	0.0	0	0	1
NFL totals:		11 yrs. 132/132	1,345	960	385	1	14.5	8	3	40

* team leader

INTERCEPTIONS

YEAR	TEAM	NO	YDS	AVG	LG	TD	
2007	BUF	0	0	0.0	0	0	
2008	BUF	1	9	9.0	9	0	
2009	BUF	3	20	6.7	17	0	
2010	BUF	0	0	0.0	0	0	
2011	JAX	2	2	1.0	2	0	
2012	JAX	3	20	6.7	13	0	
2013	JAX	2	69	34.5	59t	1	
2014	JAX	0	0	0.0	0	0	
2015	JAX	3	25	8.3	19	0	
2016	JAX	1	0	0.0	0	0	
2017	JAX	0	0	0.0	0	0	
NFL totals:		11 yrs	15	145	11.6	59t	1



CAREER HIGHS

	GAME	SEASON
Tackles:	21 (12/16/12 vs. MIA)	231 (2012)
Sacks:	2.0 (12/30/12 at TEN)	3.0 (2013)
Forced fumbles:	1 (eight times, last: 11/10/13 at TEN)	3 (2009)
Fumble recoveries:	1 (three times, last: 10/19/14 vs. CLE)	1 (2008, 2013-14)
Passes defended:	3 (10/6/13 at STL)	9 (2013)
Interceptions:	1 (15 times, last: 9/25/16 vs. BAL)	3 (2009, 12, 15)



2017 GAME-BY-GAME STATISTICS

DATE	OPP	TKL	SOLO	ASST	TFL	SACKS	ST	FF	FR	INT	PD
09/10	at Houston	2	1	1	0	0.0	0	0	0	0	0
09/17	vs. Tennessee	5	4	1	1	0.0	0	0	0	0	0
09/24	vs. Baltimore	3	3	0	1	0.0	0	0	0	0	1
10/01	at New York Jets										
10/08	at Pittsburgh										
10/15	vs. LA Rams										
10/22	at Indianapolis										
	BYE WEEK										
11/05	vs. Cincinnati										
11/12	vs. LA Chargers										
11/19	at Cleveland										
11/26	at Arizona										
12/03	vs. Indianapolis										
12/10	vs. Seattle										
12/17	vs. Houston										
12/24	at San Francisco										
12/31	at Tennessee										
2017 totals:		10	8	2	2	0.0	0	0	0	0	1

PAUL POSLUSZNY



2010 GAME-BY-GAME STATISTICS

DATE	OPP	TKL	SOLO	ASST	TFL	SACKS	ST	FF	FR	INT	PD
09/12	vs. Miami	8	6	2	1	1.0	0	0	0	0	0
09/19	at Green Bay					ina					
09/26	at New England					ina					
10/03	vs. N.Y. Jets	12	8	4	0	0.0	0	0	0	0	0
10/10	vs. Jacksonville	13	8	5	0	0.0	0	0	0	0	0
	BYE WEEK										
10/24	at Baltimore	5	4	1	0	0.0	0	0	0	0	1
10/31	at Kansas City	17	11	6	0	0.0	0	0	0	0	1
11/07	vs. Chicago	10	6	4	0	0.0	0	0	0	0	0
11/14	vs. Detroit	13	11	2	1	0.0	0	0	0	0	0
11/21	at Cincinnati	10	6	4	1	0.0	0	0	0	0	1
11/28	vs. Pittsburgh	8	6	2	0	0.0	0	0	0	0	0
12/05	at Minnesota	15	11	4	2	1.0	0	0	0	0	0
12/12	vs. Cleveland	9	6	3	0	0.0	0	0	0	0	0
12/19	at Miami	6	5	1	0	0.0	0	0	0	0	0
12/26	vs. New England	13	7	6	0	0.0	0	0	0	0	0
01/02	at N.Y. Jets	12	8	4	1	0.0	0	0	0	0	0
2010 totals:		151	103	48	6	2.0	0	0	0	0	3



2009 GAME-BY-GAME STATISTICS

DATE	OPP	TKL	SOLO	ASST	TFL	SACKS	ST	FF	FR	INT	PD
09/14	at New England	6	6	0	0	0.0	0	0	0	0	0
09/20	vs. Tampa Bay					ina					
09/27	vs. New Orleans					ina					
10/04	at Miami					ina					
10/11	vs. Cleveland					ina					
10/18	at N.Y. Jets	9	6	3	1	0.0	0	0	0	1	1
10/25	at Carolina	11	9	2	0	0.0	0	0	0	0	0
11/01	vs. Houston	9	5	4	0	0.0	0	1	0	0	0
	BYE WEEK										
11/15	at Tennessee	12	10	2	1	0.0	0	0	0	0	0
11/22	at Jacksonville	12	11	1	0	0.0	0	1	0	0	0
11/29	vs. Miami	10	6	4	0	0.0	0	0	0	0	1
12/03	vs. N.Y. Jets	5	5	0	0	1.0	0	1	0	0	0
12/13	at Kansas City	9	8	1	1	0.0	0	0	0	1	1
12/20	vs. New England	9	7	2	1	0.0	0	0	0	1	1
12/27	at Atlanta	7	6	1	0	0.0	0	0	0	0	0
01/03	vs. Indianapolis	11	8	3	0	0.0	0	0	0	0	0
2009 totals:		129	90	39	4	1.0	0	3	0	3	4



2008 GAME-BY-GAME STATISTICS

DATE	OPP	TKL	SOLO	ASST	TFL	SACKS	ST	FF	FR	INT	PD
09/07	vs. Seattle	7	5	2	0	0.0	0	0	0	0	2
09/14	at Jacksonville	9	6	3	0	0.0	0	0	0	0	0
09/21	vs. Oakland	7	7	0	0	0.0	0	0	1	0	1
09/28	at St. Louis	12	9	3	1	0.0	0	0	0	0	1
10/05	at Arizona	11	7	4	0	0.0	0	0	0	0	0
	BYE WEEK										
10/19	vs. San Diego	7	7	0	0	0.0	0	0	0	0	0
10/26	at Miami	8	7	1	1	0.0	0	1	0	0	0
11/02	vs. N.Y. Jets	13	9	4	1	0.0	0	0	0	0	0
11/09	at New England	10	5	5	0	0.0	0	0	0	0	0
11/17	vs. Cleveland	2	1	1	0	0.0	0	0	0	0	0
11/23	at Kansas City	8	5	3	0	0.0	0	0	0	0	0
11/30	vs. San Francisco	4	3	1	0	0.0	0	0	0	0	0
12/07	vs. Miami	8	5	3	0	0.0	0	0	0	0	0
12/14	at N.Y. Jets	7	4	3	0	0.0	0	0	0	1	2
12/21	at Denver	8	4	4	0	0.0	0	0	0	0	1
12/28	vs. New England	8	6	3	0	0.0	0	0	0	0	0
2008 totals:		129	90	39	3	0.0	0	1	1	1	7



2007 GAME-BY-GAME STATISTICS

DATE	OPP	TKL	SOLO	ASST	TFL	SACKS	ST	FF	FR	INT	PD
09/09	vs. Denver	11	9	2	0	0.0	0	0	0	0	0
09/16	at Pittsburgh	12	8	4	0	0.0	0	0	0	0	0
09/23	at New England	3	3	0	0	0.0	0	0	0	0	0
09/30	vs. N.Y. Jets					IR					
10/08	vs. Dallas					IR					
	BYE WEEK										
10/21	vs. Baltimore					IR					
10/28	at N.Y. Jets					IR					
11/04	vs. Cincinnati					IR					
11/11	at Miami					IR					
11/18	vs. New England					IR					
11/25	at Jacksonville					IR					
12/02	at Washington					IR					
12/09	vs. Miami					IR					
12/16	at Cleveland					IR					
12/23	vs. N.Y. Giants					IR					
12/30	at Philadelphia					IR					
2007 totals:		26	20	6	0	0.0	0	0	0	0	0

JALEN RAMSEY

20

JALEN RAMSEY



CORNERBACK

6-1 208 LBS

FLORIDA STATE

BORN OCTOBER 24, 1994

SMYRNA, TENNESSEE

ACQ: 1ST ROUND OF 2016 DRAFT (5TH)

EXP: 2ND YEAR

TRANSACTIONS

- Originally drafted by Jacksonville in the first round (fifth overall) of the 2016 draft

PRO (Games played/started - 19/19)

- Made NFL and Jaguars debut in Week 1 of the 2016 season

2017 (w/ JAX - 3/3)

- **9/10 at HOU:** Started at LCB and recorded three tackles (two solo) and a team-high three passes defended
- **9/17 vs. TEN:** Started at LCB and recorded two solo tackles
- **9/24 vs. BAL:** Started at LCB and recorded two solo tackles and registered one INT and one pass defended

2016 (w/ JAX - 16/16)

Led all NFL rookies with 14 passes defended ... One of four rookies to return an INT for a TD in the NFL this season ... Named AFC Defensive Player of the Week for Week 16 after registering four solo tackles, four passes defended and a INT-TD against Tennessee ... Joined K.C.'s **Marcus Peters** as the only rookie CBs over the last eight seasons to tally 50-plus tackles, at least one pick-six and one forced fumble during their rookie year

- **9/11 vs. G.B.:** Started at CB and made three tackles (two solo) in NFL debut
- **9/18 at S.D.:** Started at CB and made six solo tackles and one tackle for loss
- **9/25 vs. BAL:** Started at RCB and made five tackles (four solo)
- **10/2 vs. IND:** Started at RCB and registered four solo tackles
- **10/16 at CHL:** Started at RCB and posted two solo tackles and the game-clinching pass defended on fourth down with 1:03 remaining in the fourth quarter ... Limited Bears WR **Alshon Jeffrey** to one catch for three yards on six targets in the second half
- **10/23 vs. OAK:** Started at RCB and registered two solo tackles
- **10/27 at TEN:** Started at RCB and recorded eight tackles (four solo)
- **11/6 at K.C.:** Started at RCB and recorded two tackles (one solo)
- **11/13 vs. HOU:** Started at RCB and led the team with six solo tackles
- **11/20 at DET:** Started at RCB and posted six tackles (five solo)
- **11/27 at BUF:** Started at RCB and made three solo tackles, including one tackle for loss
- **12/4 vs. DEN:** Started at RCB and made four tackles (three solo) and a career-high two passes defended
- **12/11 vs. MIN:** Started at RCB and made two tackles (one solo) and one pass defended
- **12/18 at HOU:** Started at RCB and recorded four solo tackles, one interception, which he returned 35 yards, five passes defended and one forced fumble ... Ramsey's five passes defended are the second-most in the NFL in 2016 and most by a rookie since 2013 when Dee Milliner (NYJ) also registered five.
- **12/24 vs. TEN:** Started at RCB and recorded four solo tackles and four passes defended ... Also returned an interception of Titans QB **Matt Cassel** 30 yards for a TD as he became the first rookie in franchise history to record a pick-six ... Also became the first rookie in Jaguars history to record INTs in back-to-back games
- **1/1 at IND:** Started at RCB and recorded four solo tackles and one pass defended

COLLEGE (at Florida State, 2013-15)

- Started all 41 games in three years at Florida State
- Finished career with 180 tackles (119 solo), 15.5 tackles for loss, 5.0 sacks, three forced fumbles, two fumble recoveries, 23 passes defended and three INTs
- Decided to forgo his final year of eligibility in 2016 and declare for the NFL Draft
- Became Florida State's 36th consensus All-American
- All-ACC First Team, AFCA First Team All-America, Walter Camp First Team All-America, ESPN.com First Team All-America as a senior
- Started all 14 games for the Seminoles' third-ranked defense (281.4) and the nation's top pass defense (156.6) as a CB and FS in 2013

PERSONAL

- Attended Brentwood Academy (Tenn.), where he was rated a five-star prospect by both Rivals.com and Scout.com and a four-star according to ESPN and 247Sports
- U.S. Army All-America selection
- Twitter handle is @jalenramsey

REGULAR SEASON CAREER STATISTICS

YEAR	TEAM	GP/PS	TKL	SOLO	ASST	TFL	SACKS	ST	FF	FR	INT	PD
2016	JAX	16/16	65	55	10	2	0.0	0	1	0	2	14
2017	JAX	3/3	7	6	1	0	0.0	0	0	0	1	4
NFL totals: 2 yrs. 19/19			72	61	11	2	0.0	0	1	0	3	18

2017 GAME-BY-GAME STATISTICS

DATE	OPP	TKL	SOLO	ASST	TFL	SACKS	ST	FF	FR	INT	PD
09/10	at Houston	3	2	1	0	0.0	0	0	0	0	3
09/17	vs. Tennessee	2	2	0	0	0.0	0	0	0	0	0
09/24	vs. Baltimore	2	2	0	0	0.0	0	0	0	1	1
10/01	at New York Jets										
10/08	at Pittsburgh										
10/15	vs. LA Rams										
10/22	at Indianapolis										
	BYE WEEK										
11/05	vs. Cincinnati										
11/12	vs. LA Chargers										
11/19	at Cleveland										
11/26	at Arizona										
12/03	vs. Indianapolis										
12/10	vs. Seattle										
12/17	vs. Houston										
12/24	at San Francisco										
12/31	at Tennessee										
2017 totals:		7	6	1	0	0.0	0	0	0	1	4

2016 GAME-BY-GAME STATISTICS

DATE	OPP	TKL	SOLO	ASST	TFL	SACKS	ST	FF	FR	INT	PD
09/11	vs. Green Bay	3	2	1	0	0.0	0	0	0	0	0
09/18	at San Diego	6	6	0	1	0.0	0	0	0	0	0
09/25	vs. Baltimore	5	4	1	0	0.0	0	0	0	0	0
10/02	vs. Indianapolis	4	4	0	0	0.0	0	0	0	0	0
	BYE WEEK										
10/16	at Chicago	2	2	0	0	0.0	0	0	0	0	1
10/23	vs. Oakland	2	2	0	0	0.0	0	0	0	0	0
10/27	at Tennessee	8	4	4	0	0.0	0	0	0	0	0
11/06	at Kansas City	2	1	1	0	0.0	0	0	0	0	0
11/13	vs. Houston	6	6	0	0	0.0	0	0	0	0	0
11/20	at Detroit	6	5	1	0	0.0	0	0	0	0	0
11/27	at Buffalo	3	3	0	1	0.0	0	0	0	0	0
12/04	vs. Denver	4	3	1	0	0.0	0	0	0	0	2
12/11	vs. Minnesota	2	1	1	0	0.0	0	0	0	0	1
12/18	at Houston	4	4	0	0	0.0	0	1	0	1	5
12/24	vs. Tennessee	4	4	0	0	0.0	0	0	0	1	4
01/01	at Indianapolis	4	4	0	0	0.0	0	0	0	0	1
2016 totals:		65	55	10	2	0.0	0	1	0	2	14

CAM ROBINSON

75

CAM ROBINSON

OFFENSIVE LINEMAN

6-6 320 LBS

ALABAMA

BORN OCTOBER 9, 1995

MONROE, LOUISIANA

ACQ: SECOND ROUND OF 2017 DRAFT (34TH)

EXP: ROOKIE



TRANSACTIONS

Drafted by Jacksonville in the second round (34th overall) of the 2017 draft on choice obtained from Seattle for Jaguars' second-round (35th) and sixth-round (187th overall) picks

PRO (Games played/started - 3/3)

2017 (w/ JAX - 3/3)

- **9/10 at HOU:** Made his NFL debut and started at LT and helped pave the way for the team to rush for 155 yards ... Did not allow a sack
- **9/17 vs. TEN:** Started at LT
- **9/24 vs. BAL:** Started at LT and helped the team rush for 166 yards and did not allow a sack

COLLEGE (at Alabama, 2014-16)

- Started all 43 games at LT during his three seasons
- Paved the way for 28 100-yard rushing performances
- Blocked for Jaguars RB **T.J. Yeldon** during Robinson's freshman season

2016 (Junior)

Selected as one of the Crimson Tide's permanent team captains ... Unanimous All-American ... Outland Trophy winner, given annually to the nation's top interior lineman on offense or defense ... Claimed the SEC Jacobs Blocking Trophy, the Tide's second in as many years ... First-team All-SEC selection by the conference coaches and the Associated Press ... Midseason All-American by Sports Illustrated, CBS, ESPN and Sporting News ... Helped the Tide rank 16th nationally and first in the SEC in scoring offense (38.8 ppg), 12th nationally and second in the league in rushing offense (245.0 ypg) and 34th in the nation in total offense (455.3)

2015 (Sophomore)

Named to the All-SEC first team by both the conference coaches and the Associated Press ... Helped blocking for an offense that rushed for 199.9 yards per game, which ranked 32nd nationally and third in the SEC ... Blocked for 17 100-yard rushing performances

2014 (Freshman)

Earned freshman All-American honors by Sporting news and the Football Writers Association of America ... Finished with 32 knockdown blocks while surrendering just three sacks on 861 snaps ... Helped lead a blocking unit that averaged 206.6 yards per game, which ranked seventh in the SEC and 30th nationally ... The offensive line surrendered 16 sacks on the season, the second-fewest in the SEC and 14th nationally (1.14 per game) ... Blocked for 484.5 yards of total offense per game (third in the SEC and 17th nationally)

HIGH SCHOOL

- Played at West Monroe High School for Head Coach **Jerry Arledge**
- Parade Magazine All-American
- First-team All-USA selection by the USA Today
- Rated as the No. 2 player in the nation by Scout.com
- ESPN rated him the No. 1 offensive tackle, No. 2 player in the state and No. 2 prospect in the ESPN 300

TYLER SHATLEY

69

TYLER SHATLEY

OFFENSIVE LINEMAN

6-3 310 LBS

CLEMSON

BORN MAY 5, 1991

ICARD, NORTH CAROLINA

ACQ: ROOKIE FREE AGENT 2014

EXP: 3RD YEAR



TRANSACTIONS:

Originally signed by Jacksonville as an undrafted rookie on 5/12/14

PRO (Games played/started - 33/4)

- Has played in 30 games in three seasons with the team, primarily on special teams
- Was one of three undrafted rookies to make opening day roster in 2014

2017 (w/ JAX - 3/0)

- **9/10 at HOU:** Saw action as an extra offensive lineman and on special teams ... Helped pave the way for the team to rush for 155 yards
- **9/17 vs. TEN:** Saw action on special teams
- **9/24 vs. BAL:** Saw action as an extra offensive lineman and on special teams

2016 (w/ JAX - 16/4)

Made two starts at C and two at LG while seeing action in all 16 games

- **9/11 vs. G.B.:** Played 11 snaps on special teams in team's season opener
- **9/18 at S.D.:** Saw action on special teams
- **9/25 vs. BAL:** Started at center and played in all 66 offensive snaps
- **10/2 vs. IND:** Played three snaps at guard and saw time on special teams
- **10/16 at CHI:** Saw action on special teams
- **10/23 vs. OAK:** Saw action on special team
- **10/27 at TEN:** Saw action on special teams
- **11/6 at K.C.:** Saw action on special teams
- **11/13 vs. HOU:** Saw action on special teams
- **11/20 at DET:** Saw action on special teams
- **11/27 at BUF:** Saw action on special teams
- **12/4 vs. DEN:** Saw action on special teams and played six snaps at center when **Brandon Linder** left the game with an ankle injury
- **12/11 vs. MIN:** Started at C
- **12/18 at HOU:** Saw action at LG after injuries to **Jeremiah Poutasi** (ankle) and **Josh Wells** (shoulder)
- **12/24 vs. TEN:** Started at LG
- **1/1 at IND:** Started at LG, helping the team rush for 182 yards

2015 (w/ JAX - 13/0)

- Saw action in 13 games, primarily on special teams

2014 (w/ JAX - 1/0)

- Earned spot on opening day roster after joining club as a rookie free agent
- Was inactive for 15 games
 - **11/9 vs. DAL:** Made NFL debut and played RG for the entire second half

COLLEGE (at Clemson, 2009-13)

- Began his career as a fullback, before moving to the defensive line in 2010 and the offensive line in the spring of 2012
- Played in 51 games with 27 starts
- Started 25 games on offense over his final two seasons and registered 60 knock-downs on 1,776 snaps
- As a senior in 2013, was a team captain and earned third-team All-ACC honors
- As a junior in 2013, named a Strength & Conditioning All-American by the NSCA
- Graduated with a degree in civil engineering

PERSONAL

- Attended East Burke (Icard, N.C.) High School where he was the No. 3 rated FB in the nation by Tom Lemming
- Did not play on the offensive line in HS
- As a FB, had 2,000 rushing yards and 31 TDs in his junior and senior seasons
- Also served as the team's punter and averaged 40.7 yards per punt
- Full name is Christian Tyler Shatley
- Twitter handle is @tyler_shatley

TELVIN SMITH

50 TELVIN SMITH

LINEBACKER

6-3 215 LBS.


FLORIDA STATE

BORN APRIL 11, 1991

VALDOSTA, GEORGIA

ACQ: 5TH ROUND OF 2014 DRAFT (144TH)

EXP: 4TH YEAR



TRANSACTIONS

Originally drafted by Jacksonville in the fifth round (144th overall) of the 2014 draft

PRO (Games played/started - 49/43)

• Fourth-year LB was drafted in the fifth round from Florida State and has emerged as a starter at WLB

2017 (w/ JAX - 3/3)

Selected as a defensive captain by his teammates for the 2017 season

- **9/10 at HOU:** Started at WLB and recorded two tackles (one solo) and added one pass defended
- **9/17 vs. TEN:** Led the team with eight tackles (six solo) and also recorded one tackle for a loss, one pass defended and one INT
- **9/24 vs. BAL:** Started at WLB and led the team with seven solo tackles and also registered one fumble recovery that he returned 52 yards to the Baltimore 2-yard line

2016 (w/ JAX - 16/16)

Set career highs and led the team with 14 tackles for loss ... Also set career highs with eight passes defended and two INTs

- **9/11 vs. G.B.:** Made his 25th career start at WLB and tallied eight tackles (six solo), including two tackles for loss
- **9/18 at S.D.:** Started at WLB and made nine tackles (seven solo), including two tackles for loss
- **9/25 vs. BAL:** Started at WLB and had seven tackles (six solo), including one tackle for a loss and two passes defended
- **10/2 vs. IND:** Recorded a team-high eight solo tackles and also had a tackle for a loss
- **10/16 at CHI:** Posted eight solo tackles, including one tackle for loss
- **10/23 vs. OAK:** Registered five tackles (four solo), including a season-high three tackles for loss
- **10/27 at TEN:** Recorded a team-high 15 tackles (10 solo) starting at WLB
- **11/6 at K.C.:** Had five solo tackles and one pass defended
- **11/13 vs. HOU:** Tied for the team-lead with six tackles (four solo)
- **11/20 at DET:** Started at WLB and led the team with eight tackles (seven solo), including one tackle for loss and one fumble recovery
- **11/27 at BUF:** Led the team with nine tackles (seven solo), including two tackles for loss
- **12/4 vs. DEN:** Tied for the team lead with six solo tackles, while also registering one sack, his first since recording two at Tennessee last season
- **12/11 vs. MIN:** Tallied two solo tackles, including one tackle for loss
- **12/18 at HOU:** Recorded eight tackles (six solo), one interception and one pass defended
- **12/24 vs. TEN:** Started at WLB and recorded five tackles (four solo)
- **1/1 at IND:** Started at WLB and recorded a team-high nine tackles (eight solo), one interception and two passes defended

2015 (w/ JAX - 14/14)

Played and started in 14 games at WLB in his second season with the Jaguars ... Finished second on the team with 128 tackles, the most in the NFL by a player in his first or second season ... Added seven passes defended, the second-most on the team

- **9/13 vs. CAR:** Recorded nine tackles (seven solo) and three tackles for loss
- **9/20 vs. MIA:** Led the team with nine tackles (six solo) and recorded one pass defended
- **9/27 at N.E.:** Recorded 11 tackles (seven solo) in team's road opener
- **10/4 at IND:** Made eight tackles (six solo) and 0.5 sacks
- **10/11 at T.B.:** Recorded 14 tackles (13 solo) and one tackle for loss
- **10/25 vs. BUF:** Made a team-high nine tackles (eight solo), including two tackles for loss and three passes defended ... Recorded his first career TD, intercepting QB E.J. Manuel and returning it 26 yards for the second-quarter score
- **11/8 at NYJ:** Made seven tackles (five solo), including two passes defended, one forced fumble and a tackle for loss
- **11/15 at BAL:** Led the team with 12 tackles (five solo)
- **12/6 at TEN:** Registered nine tackles (seven solo), two sacks, including one sack-fumble ... First Jaguars LB with multiple sacks in a single game since Paul Posluszny registered 2.0 sacks in Week 17 of the 2012 season and is just the sixth linebacker in franchise history to accomplish the feat, joining Posluszny, Mike Peterson, Akin Ayodele, Kevin Hardy (two games with multiple sacks) and Brant

Boyer (two games with multiple sacks)

- **12/13 vs. IND:** Started at WLB and made nine tackles (eight solo), including one tackle for loss ... Added one pass defended

2014 (w/ JAX - 16/10)

Appeared in all 16 games and made 10 starts at LB ... Ranked second on team with 99 tackles (68 solo) and nine tackles for loss ... Had a team-high two fumble recoveries along with four passes defended, one QB hit and one forced fumble ... Ranked third among all NFL rookies in tackles

- **9/7 at PHI:** Made NFL debut and posted three solo tackles with one stop for loss
- **9/14 at WAS:** Produced four tackles (two solo) including his first career sack: QB Kirk Cousins for an 11-yard loss in the fourth quarter
- **10/19 vs. CLE:** Named AFC Defensive Player of the Week after producing a sack/forced fumble, interception and two passes defended ... Registered a sack/forced fumble of QB Brian Hoyer in the third quarter and the ball was recovered by Paul Posluszny ... With 5:21 remaining in the game, Smith picked off Hoyer and returned it 15 yards to set up a Jaguars TD
- **11/23 at IND:** Started at LB and paced the team with 12 tackles (nine solo) along with two fumble recoveries and two tackles for loss ... Recovered an Andrew Luck fumble in the first quarter and a Dan Herron fumble in the second quarter
- **11/30 vs. NYG:** Started at LB and had double-digit tackles for the second straight game, finishing with 10 stops (eight solo)
- **12/18 vs. TEN:** Compiled a then career-high 15 tackles (10 solo) including one for loss
- **12/28 at HOU:** Registered a career-high 16 tackles (11 solo) in the season-finale

COLLEGE (at Florida State, 2010-13)

- Appeared in 54 games with 15 starts
- Totaled 214 tackles (139 solo) with seven sacks, 29 tackles for loss and six QB pressures
- Added four fumble recoveries and two forced fumbles
- Had 10 passes defended and four INTs, three returned for TDs
- Started all 14 games as a senior and tallied a team-high 90 tackles (61 solo), three INTs, 9.5 tackles for loss, two sacks, two fumble recoveries and four passes defended
- Recorded three INTs and tied the school single-season record with three returned for TDs
- First-team All-ACC selection by the league's coaches, ESPN.com and The Sporting News
- Majored in sports administration

PERSONAL

- Attended Lowndes High School in Georgia
- Received four-star ranking from Rivals.com and a three-star rating from Scout.com
- Super Prep All-State selection
- Registered 109 tackles (84 solo) as a senior with a pair of INTs
- Recorded 97 tackles, 16 tackles for loss and two INTs as a junior, leading team to Class 5A championship
- Played in the Georgia Athletic Coaches Association North/South All-Star Classic
- Twitter handle is @TelvinSmith_22



REGULAR SEASON CAREER STATISTICS

YEAR	TEAM	GP/GS	TKL	SOLO	ASST	TFL	SACKS	ST	FF	FR	PD	INT
2014	JAX	16/10	99	68	31	9	2.0	4	1	2	4	1
2015	JAX	14/14	128	99	29	13	2.5	0	2	0	7	1
2016	JAX	16/16	118	98	20	14	1.0	0	0	1	8	2
2017	JAX	3/3	17	14	3	1	0.0	0	0	1	2	1
NFL totals: 4 yrs.		49/43	362	279	83	37	5.5	4	3	4	21	5



CAREER HIGHS

	GAME	SEASON
Tackles:	16 (12/28/14 at HOU)	128 (2015)
Tackles for loss:	3 (9/13/15 vs. CAR)	14 (2016)
Sacks:	2.0 (12/6/15 at TEN)	2.5 (2015)
Forced fumbles:	1 (three times; last: 12/6/15 at TEN)	2 (2015)
Fumble recoveries:	2 (11/23/14 at IND)	2 (2014)
Passes defended:	3 (10/25/15 vs. BUF)	8 (2016)
Interceptions:	1 (four times; last: 9/17/17 vs. TEN)	2 (2016)

TELVIN SMITH



2017 GAME-BY-GAME STATISTICS

DATE	OPP	TKL	SOLO	ASST	TFL	SACKS	ST	FF	FR	INT	PD
09/10	at Houston	2	1	1	0	0.0	0	0	0	0	1
09/17	vs. Tennessee	8	6	2	1	0.0	0	0	0	1	1
09/24	vs. Baltimore	7	7	0	0	0.0	0	0	1	0	0
10/01	at New York Jets										
10/08	at Pittsburgh										
10/15	vs. LA Rams										
10/22	at Indianapolis										
	BYE WEEK										
11/05	vs. Cincinnati										
11/12	vs. LA Chargers										
11/19	at Cleveland										
11/26	at Arizona										
12/03	vs. Indianapolis										
12/10	vs. Seattle										
12/17	vs. Houston										
12/24	at San Francisco										
12/31	at Tennessee										
2017 totals:		17	14	3	1	0.0	0	0	1	1	2



2016 GAME-BY-GAME STATISTICS

DATE	GAME	TKL	SOLO	ASST	TFL	SACKS	ST	FF	FR	PD	INT
09/11	vs. Green Bay	8	6	2	2	0.0	0	0	0	0	0
09/18	at San Diego	9	7	2	2	0.0	0	0	0	0	0
09/25	vs. Baltimore	7	6	1	1	0.0	0	0	0	2	0
10/02	vs. Indianapolis	8	8	0	1	0.0	0	0	0	0	0
	BYE WEEK										
10/16	at Chicago	8	8	0	1	0.0	0	0	0	1	0
10/23	vs. Oakland	5	4	1	3	0.0	0	0	0	0	0
10/27	at Tennessee	15	10	5	0	0.0	0	0	0	1	0
11/06	at Kansas City	5	5	0	0	0.0	0	0	0	1	0
11/13	vs. Houston	6	4	2	0	0.0	0	0	0	0	0
11/20	at Detroit	8	7	1	1	0.0	0	0	1	0	0
11/27	at Buffalo	9	7	2	2	0.0	0	0	0	0	0
12/04	vs. Denver	6	6	0	0	1.0	0	0	0	0	0
12/11	vs. Minnesota	2	2	0	1	0.0	0	0	0	0	0
12/18	at Houston	8	6	2	0	0.0	0	0	0	1	1
12/24	vs. Tennessee	5	4	1	0	0.0	0	0	0	0	0
01/01	at Indianapolis	9	8	1	0	0.0	0	0	0	2	1
2016 totals:		118	98	20	14	1.0	0	0	1	8	2



2015 GAME-BY-GAME STATISTICS

DATE	GAME	TKL	SOLO	ASST	TFL	SACKS	ST	FF	FR	PD	INT
09/13	vs. Carolina	9	7	2	3	0.0	0	0	0	0	0
09/20	vs. Miami	9	6	3	0	0.0	0	0	0	1	1
09/27	at New England	11	7	4	0	0.0	0	0	0	0	0
10/04	at Indianapolis	9	5	4	1	0.5	0	0	0	0	0
10/11	at Tampa Bay	14	13	1	1	0.0	0	0	0	0	0
10/18	vs. Houston	7	7	0	1	0.0	0	0	0	0	0
10/25	vs. Buffalo	9	8	1	2	0.0	0	0	0	3	1
	BYE WEEK										
11/08	at N.Y. Jets	8	6	2	1	0.0	0	1	0	2	0
11/15	at Baltimore	12	5	7	0	0.0	0	0	0	0	0
11/19	vs. Tennessee	9	8	1	1	0.0	0	0	0	0	0
11/29	vs. San Diego	7	6	1	0	0.0	0	0	0	0	0
12/06	at Tennessee	9	7	2	1	2.0	0	1	0	0	0
12/13	vs. Indianapolis	9	8	1	1	0.0	0	0	0	1	0
12/20	vs. Atlanta	6	6	0	1	0.0	0	0	0	0	0
12/27	at New Orleans					ina					
01/03	at Houston					ina					
2015 totals:		128	99	29	13	2.5	0	2	0	7	1



2014 GAME-BY-GAME STATISTICS

DATE	GAME	TKL	SOLO	ASST	TFL	SACKS	ST	FF	FR	PD	INT
09/07	at Philadelphia	3	3	0	1	0.0	0	0	0	0	0
09/14	at Washington	4	2	2	1	1.0	0	0	0	0	0
09/21	vs. Indianapolis	3	2	1	0	0.0	0	0	0	0	0
09/28	at San Diego	1	1	0	0	0.0	0	0	0	0	0
10/05	vs. Pittsburgh	4	2	2	0	0.0	0	0	0	0	0
10/12	at Tennessee	2	2	0	0	0.0	0	0	0	0	0
10/19	vs. Cleveland	4	3	1	1	1.0	0	1	0	2	1
10/26	vs. Miami	5	2	3	0	0.0	0	0	0	1	0
11/02	at Cincinnati	7	5	2	0	0.0	0	0	0	0	0
11/09	vs. Dallas	3	3	0	1	0.0	0	0	0	0	0
	BYE WEEK										
11/23	at Indianapolis	12	9	3	2	0.0	0	0	2	0	0
11/30	vs. N.Y. Giants	10	9	2	0	0.0	0	0	0	0	0
12/07	vs. Houston	5	4	1	2	0.0	0	0	0	1	0
12/14	at Baltimore	5	1	4	0	0.0	0	0	0	0	0
12/18	vs. Tennessee	15	10	5	1	0.0	0	0	0	0	0
12/28	at Houston	16	11	5	0	0.0	0	0	0	0	0
2014 totals:		99	68	31	9	2.0	0	1	2	4	1

DAWUANE SMOOT

94 DAWUANE SMOOT

DEFENSIVE END

6-3 264 LBS


ILLINOIS

BORN MARCH 2, 1995

GROVEPORT, OHIO

ACQ: THIRD ROUND OF 2017 DRAFT (68TH)

EXP: ROOKIE



TRANSACTIONS

Drafted by Jacksonville in the third round (68th overall) in the 2017 draft

PRO (Games played/started - 3/0)

2017 (w/ JAX - 3/0)

- **9/10 at HOU:** Made his NFL debut and recorded one solo tackle
- **9/17 vs. TEN:** Saw action at DE and recorded one special teams tackle
- **9/24 vs. BAL:** Saw action at DE and recorded two solo tackles

COLLEGE (at Illinois, 2013-16)

- Finished his career with 24 straight starts
- Tied for sixth in Illinois history with 38.5 tackles for a loss and eighth with 16.5 career sacks

2016 (Senior)

Named team captain as a senior, starting all 12 games at defensive tackle ... Totaled 56 tackles, 15 for a loss, 5.0 sacks, 10 QB pressures, one pass defended and two forced fumbles ... All-Big Ten third team

- **9/11 vs. UNC:** Earned a safety on a tackle for a loss
- **10/22 at Michigan:** Posted eight tackles
- **11/26 at Northwestern:** Matched his career high of 2.0 sacks

2015 (Junior)

Started all 12 games on the defensive line to total 40 tackles, 15 for a loss, 8.0 sacks, two passes defended, three QB pressures, three forced fumbles and two fumble recoveries ... Led the team in tackles for loss (15) and sacks (8.0), including most tackles for loss in a single season by an Illini since Whitney Mercilus' 22.5 in 2011

- **9/26 vs. MTSU:** Recorded a career-high and Illini season-best 2.0 sacks and had 3 tackles for loss
- **11/28 vs. Northwestern:** Had a season-high six tackles

2014 (Sophomore)

Played in all 13 games, totaling 33 tackles, including 7.5 for a loss, 2.5 sacks, three QB pressures and two passes defended

- **9/20 vs. Texas State:** Posted a career high of 2.0 sacks

2013 (Freshman)

Played in seven games, posting eight tackles and 1.0 sack on the season

- **11/30 vs. Northwestern:** Registered four tackles and 1.0 sack

HIGH SCHOOL

- Attended Groveport Madison (Groveport, Ohio) HS
- In his final two seasons, totaled 204 tackles, 24.0 sacks, five forced fumbles, one fumble recovery and four passes defended
- Earned defensive MVP at Madison his junior and senior years

PERSONAL

- Son of Darrell Sr. and Jamecca Smoot
- Goes by "D.J"

REGULAR SEASON CAREER STATISTICS

YEAR	TEAM	GP/GS	TKL	SOLO	ASST	TFL	SACKS	ST	FF	FR	PD	INT
2017	JAX	3/0	3	3	0	0	0.0	0	0	0	0	0
NFL totals: 1 yr.		3/0	3	3	0	0	0.0	0	0	0	0	0

2017 GAME-BY-GAME STATISTICS

DATE	OPP	TKL	SOLO	ASST	TFL	SACKS	ST	FF	FR	INT	PD
09/10	at Houston	1	1	0	0	0.0	0	0	0	0	0
09/17	vs. Tennessee	0	0	0	0	0.0	1	0	0	0	0
09/24	vs. Baltimore	2	2	0	0	0.0	0	0	0	0	0
10/01	at New York Jets										
10/08	at Pittsburgh										
10/15	vs. LA Rams										
10/22	at Indianapolis										
	BYE WEEK										
11/05	vs. Cincinnati										
11/12	vs. LA Chargers										
11/19	at Cleveland										
11/26	at Arizona										
12/03	vs. Indianapolis										
12/10	vs. Seattle										
12/17	vs. Houston										
12/24	at San Francisco										
12/31	at Tennessee										
2017 totals:		3	3	0	0	0.0	1	0	0	0	0

JAELEN STRONG

10

JAELEN STRONG

WIDE RECEIVER
6-2 220 LBS
ARIZONA STATE
BORN JANUARY 25, 1994
PHILADELPHIA, PENNSYLVANIA
ACQ: WAIVERS (HOUSTON) 2017
EXP: 3RD YEAR



TRANSACTIONS

Originally drafted by Houston in the third round (70th overall) of the 2015 NFL Draft ... Waived by Houston on 9/18/17 ... Signed by Jacksonville on 9/19/17

PRO (Games played/started - 18/3, 1/0)

Appeared in 18 games over two seasons with Houston and totaled 28 receptions for 292 yards and three TDs

2017 (w/ JAX - 0/0)

Signed with the team before their Week 3 game vs. Baltimore
• 9/24 vs. BAL: Inactive

2016 (w/ HOU - 8/2)

Appeared in eight games and recorded 14 receptions for 131 yards

2015 (w/ HOU - 10/1, 1/0)

Appeared in 10 games and recorded 14 receptions for 161 yards and three TDs

COLLEGE (at Pierce College, 2012; Arizona State, 2013-14)

- Attended Pierce College in Philadelphia, Pa. for one season
- Saw action in 26 career games at ASU and totaled 157 receptions for 2,287 yards and 17 TDs
- His 157 receptions are fifth-most in school history
- Recorded nine 100-yard receiving games, which is the third-most in school history

PERSONAL

- Attended West Catholic High School (Philadelphia, Pa.)



REGULAR SEASON CAREER STATISTICS

YEAR	TEAM	GP/GS	NO	YDS	AVG	LG	TD
2015	HOU	10/1	14	161	11.5	42t	3
2016	HOU	8/2	14	131	9.4	36	0
2017	JAX	0/0	0	0	0	0	0
NFL totals: 3 yrs.		18/3	28	292	10.4	42t	3



POST SEASON CAREER STATISTICS

YEAR	TEAM	GP/GS	NO	YDS	AVG	LG	TD
2015	HOU	1/1	1	17	17.0	17	0
NFL totals: 3 yrs.		1/1	1	17	17.0	17	0



2017 GAME-BY-GAME STATISTICS

DATE	OPP	RECs	YDS	AVG.	LG	TD
09/10	at Houston		---			
09/17	vs. Tennessee		---			
09/24	vs. Baltimore		Inactive			
10/01	at New York Jets					
10/08	at Pittsburgh					
10/15	vs. LA Rams					
10/22	at Indianapolis					
	BYE WEEK					
11/05	vs. Cincinnati					
11/12	vs. LA Chargers					
11/19	at Cleveland					
11/26	at Arizona					
12/03	vs. Indianapolis					
12/10	vs. Seattle					
12/17	vs. Houston					
12/24	at San Francisco					
12/31	at Tennessee					
2017 totals:		0	0	0.0	0	0

PEYTON THOMPSON

25 PEYTON THOMPSON



FREE SAFETY
5-10 184 LBS.
SAN JOSE STATE
BORN SEPTEMBER 26, 1990
ABILENE, TEXAS
ACQ: FREE AGENT 2014
EXP: 3RD YEAR

TRANSACTIONS

Originally signed by Atlanta as an undrafted rookie on 4/30/12 ... Waived on 8/31/12 ... Signed by Atlanta to the practice squad on 9/1/12 ... Signed by Atlanta to the 90-man roster on 1/21/13 ... Waived on 8/30/13 ... Signed by Washington to the practice squad on 11/26/13 ... Signed by Washington to the 90-man roster on 13/31/13 ... Waived on 8/9/14 ... Signed by Chicago on 8/18/14 ... Waived on 8/24/14 ... Signed by Jacksonville to the practice squad on 9/1/14 ... Signed to Jacksonville's active roster on 10/25/14 ... Waived on 11/11/14 ... Signed by Jacksonville to the practice squad on 11/12/14 ... Waived on 9/5/15 ... Signed by Jacksonville to the practice squad on 9/6/15 ... Activated to the 53-man active roster on 9/19/15

PRO (Games played/started - 35/0)

- Third-year CB has spent time with Atlanta, Washington, Chicago and Jacksonville
- Entered NFL as an undrafted rookie with the Falcons in 2012

2017 (w/ JAX - 3/0)

- **9/10 at HOU:** Saw action on special teams
- **9/17 vs. TEN:** Saw action on special teams
- **9/24 vs. BAL:** Recorded one solo tackle

2016 (w/ JAX - 15/0)

- Saw action in 15 games ... Led the team seven special team tackles
- **9/11 vs. G.B.:** Played 18 snaps on special teams in the team's season opener
 - **9/18 at S.D.:** Saw action on special teams
 - **9/25 vs. BAL:** Saw action on special teams
 - **10/2 vs. IND:** Made one stop on special teams
 - **10/16 at CHI:** Saw action on special teams
 - **10/23 vs. OAK:** Saw action on special teams and assisted on one ST tackle
 - **10/27 at TEN:** Saw action on special teams
 - **11/6 at K.C.:** Saw action on special teams
 - **11/13 vs. HOU:** Saw action on special teams
 - **11/20 at DET:** Saw action at CB and made two tackles (one solo)
 - **11/27 at BUF:** Led the team with three special teams tackles
 - **12/4 vs. DEN:** Saw action on special teams
 - **12/11 vs. MIN:** Inactive (ankle)
 - **12/18 at HOU:** Saw action in relief of CB **Aaron Colvin** (ankle) and recorded three tackles (two solo)
 - **12/24 vs. TEN:** Saw action on special teams and recorded one special teams tackle
 - **1/1 at IND:** Saw action on special teams

2015 (w/ JAX - 15/0)

- Played in 15 games after promotion from the practice squad after Week 1 ... Totaled eight tackles (six solo), one pass defended and 0.5 sacks
- **9/20 vs. MIA:** Made two solo tackles and recorded one pass defended in season debut
 - **9/27 at N.E.:** Made two solo tackles at CB and FS and saw action on special teams
 - **1/3 at HOU:** Saw action at CB and on special teams ... Tallied one tackle and 0.5 sacks

2014 (w/ JAX - 2/0)

- Saw action in two games
- **11/2 at CIN:** Made his NFL debut

2013 (w/ WAS - ps)

Spent the offseason with the Atlanta Falcons before being released on Aug. 30 ... Signed to the Redskins' practice squad in Week 13

2012 (w/ ATL - ps)

Spent the season on the Atlanta's practice squad

COLLEGE (at San Jose State, 2008-11)

- Credited with 186 tackles (125 solo), 10.5 tackles for loss, seven interceptions, one sack, two forced fumbles, two fumble recoveries and 22 passes defended in his four seasons at San Jose State
- As a senior in 2011, played in all 13 games with 11 starts
- Shared the team lead with 10 pass break-ups and finished second on the team with two interceptions that year
- Also added 82 total tackles, which ranked third for the Spartans
- Graduated with a degree in sociology

PERSONAL

- Attended Granite Bay (Calif.) High School, where he was a two-time Sacramento Bee honorable mention All-Metro
- Lettered in football and track
- Set a school record in the 400-yard dash (48.2 seconds)
- Native of Abilene, Texas
- Twitter handle is @tattedNspatted

REGULAR SEASON CAREER STATISTICS

YEAR	TEAM	GP/GS	TKL	SOLO	ASST	SACKS	FF	FR	PD	INT
2014	JAX	2/0	0	0	0	0.0	0	0	0	0
2015	JAX	15/0	8	6	2	0.5	0	0	1	0
2016	JAX	15/0	5	3	2	0.0	0	0	0	0
2017	JAX	3/0	1	1	0	0.0	0	0	0	0
Career totals: 3 yrs.		35/0	14	10	4	0.5	0	0	1	0

Additional statistics: five special teams tackles in 2015; six in 2016

CAREER HIGHS

	GAME	SEASON
Tackles:	3 (12/18/16 at HOU)	8 (2015)
Sacks:	0.5 (1/3/15 at HOU)	0.5 (2015)
Passes defended:	1 (9/20/15 vs. MIA)	1 (2015)

2017 GAME-BY-GAME STATISTICS

DATE	OPP	TKL	SOLO	ASST	TFL	SACKS	ST	FF	FR	INT	PD
09/10	at Houston	0	0	0	0	0.0	0	0	0	0	0
09/17	vs. Tennessee	0	0	0	0	0.0	0	0	0	0	0
09/24	vs. Baltimore	1	1	0	0	0.0	0	0	0	0	0
10/01	at New York Jets										
10/08	at Pittsburgh										
10/15	vs. LA Rams										
10/22	at Indianapolis										
	BYE WEEK										
11/05	vs. Cincinnati										
11/12	vs. LA Chargers										
11/19	at Cleveland										
11/26	at Arizona										
12/03	vs. Indianapolis										
12/10	vs. Seattle										
12/17	vs. Houston										
12/24	at San Francisco										
12/31	at Tennessee										
2017 totals:		1	1	0	0.0	0	0	0	0	0	0

2016 GAME-BY-GAME STATISTICS

DATE	GAME	TKL	SOLO	ASST	SACKS	FF	FR	PD	INT
09/11	vs. Green Bay	0	0	0	0.0	0	0	0	0
09/18	at San Diego	0	0	0	0.0	0	0	0	0
09/25	vs. Baltimore	0	0	0	0.0	0	0	0	0
10/02	vs. Indianapolis	0	0	0	0.0	0	0	0	0
	BYE WEEK								
10/16	at Chicago	0	0	0	0.0	0	0	0	0
10/23	vs. Oakland	0	0	0	0.0	0	0	0	0
10/27	at Tennessee	0	0	0	0.0	0	0	0	0
11/06	at Kansas City	0	0	0	0.0	0	0	0	0
11/13	vs. Houston	0	0	0	0.0	0	0	0	0
11/20	at Detroit	2	1	1	0.0	0	0	0	0
11/27	at Buffalo	0	0	0	0.0	0	0	0	0
12/04	vs. Denver	0	0	0	0.0	0	0	0	0
12/11	vs. Minnesota								
12/18	at Houston	3	2	1	0.0	0	0	0	0
12/24	vs. Tennessee	0	0	0	0.0	0	0	0	0
01/01	at Indianapolis	0	0	0	0.0	0	0	0	0
2016 totals:		5	3	2	0.0	0	0	0	0

Additional statistics: nine special teams tackles (seven solo) in 2016

PEYTON THOMPSON



2015 GAME-BY-GAME STATISTICS

DATE	GAME	TKL	SOLO	ASST	SACKS	FF	FR	PD	INT
09/13	vs. Carolina				ps				
09/20	vs. Miami	2	2	0	0.0	0	0	1	0
09/27	at New England	2	2	0	0.0	0	0	0	0
10/04	at Indianapolis	1	0	1	0.0	0	0	0	0
10/11	at Tampa Bay	0	0	0	0.0	0	0	0	0
10/18	vs. Houston	0	0	0	0.0	0	0	0	0
10/25	vs. Buffalo	0	0	0	0.0	0	0	0	0
11/01	BYE WEEK								
11/08	at N.Y. Jets	1	1	0	0.0	0	0	0	0
11/15	at Baltimore	0	0	0	0.0	0	0	0	0
11/19	vs. Tennessee	0	0	0	0.0	0	0	0	0
11/29	vs. San Diego	0	0	0	0.0	0	0	0	0
12/06	at Tennessee	0	0	0	0.0	0	0	0	0
12/13	vs. Indianapolis	0	0	0	0.0	0	0	0	0
12/20	vs. Atlanta	1	1	0	0.0	0	0	0	0
12/27	at New Orleans	0	0	0	0.0	0	0	0	0
01/03	at Houston	1	0	1	0.5	0	0	0	0
2015 totals:		8	6	2	0.5	0	0	1	0

Additional statistics: five special teams tackles in 2015

JOSH WALKER

73

JOSH WALKER

OFFENSIVE LINEMAN
6-5 330 LBS.
MIDDLE TENNESSEE STATE
BORN JUNE 2, 1991
SPRING CITY, TENNESSEE
ACQ: FREE AGENT 2017
EXP: 3RD YEAR



TRANSACTIONS

Originally signed by Indianapolis as an undrafted free agent on 5/11/14 ... Waived on 8/30/14 ... Signed by Indianapolis to the practice squad on 9/16/14 ... Signed by Green Bay to the practice squad on 9/23/14 ... Signed by Green Bay on 1/20/15 ... Waived on 9/3/16 ... Signed by Houston to the practice squad on 10/27/16 ... Promoted to the 53-man active roster on 11/8/16

PRO (Games played/started - 15/0)

• Has played in 14 career games with Houston and Green Bay, as well as several stints on the practice squad in Green Bay, Indianapolis and Houston

2017 (w/ JAX - 0/0)

- 9/10 at HOU: Inactive
- 9/17 vs. TEN: Inactive
- 9/24 vs. BAL: Inactive

2016 (w/ HOU - 2/0)

- Spent training camp with Green Bay, before being waived and signed to the Houston practice squad prior to Week 8
- Active but DNP in Week 10
- 12/18 vs. JAX: Made his Houston debut as a reserve offensive lineman

2015 (w/ G.B. - 13/0)

- Played in 13 games, seeing action on offense and special teams
- 9/13 at CHI: Made his NFL debut, appearing on five snaps on special teams and three on offense
- 10/11 vs. STL: Played 32 snaps at RG in place of T.J. Lang after he departed with injury

2014 (w/ IND - ps; w/ G.B. - ps)

- Served on Green Bay's practice squad for the final 13 games of the regular season and two playoff games
- Spent the first two weeks of the regular season on Indianapolis' practice squad

COLLEGE (at Middle Tennessee State, 2010-13)

- Played in 49 games with 34 starts, including 25 straight to end his collegiate career, in four seasons with the Blue Raiders
- Never missed a game during his career
- Earned second-team All-Conference USA honors and was voted a team captain in his final season

PERSONAL

- Attended Rhea County (Evansville, Tenn.) High School, where he was a three-year starter on the offensive and defensive line for the Golden Eagles
- Named to The Tennessean's 2008 Dream Team and the Best of Preps after recording 41 pancake blocks his senior year in helping lead his team to a 10-3 record
- Also lettered in track and field his senior year, participating in the shot put and discus events

JOSH WELLS

72

JOSH WELLS

OFFENSIVE LINEMAN

6-6 306 LBS


JAMES MADISON

BORN FEBRUARY 14, 1991

MECHANICSVILLE, VIRGINIA

ACQ: ROOKIE FREE AGENT 2014

EXP: 3RD YEAR



TRANSACTIONS

Originally signed by Jacksonville as an undrafted rookie on 5/14/14 ... Placed on injured reserve on 9/4/16 ... Activated to 53-man roster on 11/21/16

PRO (Games played/started - 20/0)

• Third-year OL has contributed on special teams, LT, LG and RT

2017 (w/ JAX - 3/0)

- **9/10 at HOU:** Saw action on special teams
- **9/17 vs. TEN:** Saw action on special teams
- **9/24 vs. BAL:** Saw action at LT and on special teams

2016 (w/ JAX - 5/0)

Spent the first 11 weeks on the team's injured reserve list (thumb) before being activated to the 53-man roster prior Week 12

- **11/27 at BUF:** Made his 2016 debut on special teams
- **12/4 vs. DEN:** Saw action on special teams
- **12/11 vs. MIN:** Saw one snap at LT and saw action on special teams
- **12/18 at HOU:** Saw action at LG in relief of **Jeremiah Poutasi** ... Left the game with a shoulder injury and did not return
- **12/24 vs. TEN:** Dressed but did not play
- **1/1 at IND:** Saw action along the offensive line

2015 (w/ JAX - IR)

Placed on injured reserve on August 28 with a thumb injury

2014 (w/ JAX - 12/0)

One of three undrafted rookies to make opening day roster (**Tyler Shatley, Allen Hurns**) ... Played in 12 games as a rookie, primarily on special teams

- **9/21 at IND:** Made NFL debut on special teams
- **10/26 vs. MIA:** Inserted into the game in the first quarter for **Luke Joeckel** (concussion) at LT and played the remainder of the game
- **11/30 vs. NYG:** Inserted into the game in the second quarter for an injured **Austin Pasztor** at RT and played every snap

COLLEGE (at James Madison, 2009-13)

- Four-year letterman
- Started all 12 games as a senior in 2013 while serving as a team captain
- Two-time second-team All-CAA selection
- Saw action at TE and DL to fill-in for injury
- Majored in sports management

PERSONAL

- Four-year letterman at QB for Hanover (Mechanicsville, Va.) High School, where he threw for more than 4,000 yards and 28 TDs while rushing for 900 yards and five TDs
- First-team All-Capital District selection as a senior
- Two-year team captain
- Full name is Joshua Ryan Wells
- Twitter handle is @J_Wells72

JARROD WILSON

26

JARROD WILSON



SAFETY

6-2 210 LBS

MICHIGAN

BORN FEBRUARY 9, 1994

AKRON, OHIO

ACQ: FREE AGENT 2016

EXP: 2ND YEAR

TRANSACTIONS

Originally signed by Jacksonville as an undrafted rookie on May 1, 2016

PRO (Games played/started - 19/0)

- Made his NFL debut in Week 1 of the 2016 season

2017 (w/ JAX - 3/0)

- **9/10 at HOU:** Saw action on special teams
- **9/17 vs. TEN:** Saw action on special teams
- **9/24 vs. BAL:** Saw action at S and on special teams

2016 (w/ JAX - 16/0)

- **9/11 vs. G.B.:** Made his NFL and Jaguars debut and played 12 snaps on special teams
- **9/18 at S.D.:** Played four snaps at SS and four snaps on special teams
- **9/25 vs. BAL:** Saw action on special teams
- **10/2 vs. IND:** Played one snap at safety and contributed on special teams
- **10/16 at CHI:** Saw one snap at SS and contributed on special teams
- **10/23 vs. OAK:** Saw action on special teams and on defense and led the team with four ST tackles (three solo)
- **10/27 at TEN:** Saw action on special teams and assisted on one special teams tackle
- **11/6 at K.C.:** Saw action on special teams
- **11/13 vs. HOU:** Saw three snaps at SS and registered one solo tackle ... Also saw action on special teams
- **11/20 at DET:** Saw action primarily on special teams
- **11/27 at BUF:** Saw action primarily on special teams
- **12/4 vs. DEN:** Played two snaps at safety and saw action on special teams
- **12/11 vs. MIN:** Saw nine snaps at SS and action on special teams, recording one special teams tackles
- **12/18 at HOU:** Saw action at FS in goal-line situations and recorded one solo tackle
- **12/24 vs. TEN:** Saw action on special teams
- **1/1 at IND:** Played two snaps at safety and saw action on special teams

COLLEGE (at Michigan, 2012-15)

- Four-year letterman
- Appeared in 48 games with 31 starts
- Career totals include 169 tackles, 4 tackles for loss, one forced fumble, one fumble recovery, four INTs and seven passes defensed
- Named a 2015 All-Big Ten honorable mention
- As a senior in 2015, started all 13 games at safety
- As a junior in 2014, started 10 games at safety and totaled 50 tackles and one forced fumble
- Majored in general studies in the College of Literature, Science and the Arts

PERSONAL

- Attended Akron (Ohio) Buchtel High School where he played for former Michigan RB Ricky Powers
- Registered 71 tackles and three INTs, including one pick-six, as a senior in 2011 en route to first-team All-State honors
- Also lettered in basketball
- His uncle, Dave Young, played at Purdue and for the Baltimore Colts

REGULAR SEASON CAREER STATISTICS

YEAR	TEAM	GP/GS	TKL	SOLO	ASST	SACKS	FF	FR	PD	INT
2016	JAX	16/0	2	2	0	0.0	0	0	0	0
2017	JAX	3/0	0	0	0	0.0	0	0	0	0
Career totals:		2 yrs.19/0	2	2	0	0.0	0	0	0	0

2017 GAME-BY-GAME STATISTICS

DATE	OPP	TKL	SOLO	ASST	TFL	SACKS	ST	FF	FR	INT	PD
09/10	at Houston	0	0	0	0	0.0	0	0	0	0	0
09/17	vs. Tennessee	0	0	0	0	0.0	0	0	0	0	0
09/24	vs. Baltimore	0	0	0	0	0.0	0	0	0	0	0
10/01	at New York Jets										
10/08	at Pittsburgh										
10/15	vs. LA Rams										
10/22	at Indianapolis										
BYE WEEK											
11/05	vs. Cincinnati										
11/12	vs. LA Chargers										
11/19	at Cleveland										
11/26	at Arizona										
12/03	vs. Indianapolis										
12/10	vs. Seattle										
12/17	vs. Houston										
12/24	at San Francisco										
12/31	at Tennessee										
2017 totals:		0	0	0	0.0	0	0	0	0	0	0

2016 GAME-BY-GAME STATISTICS

DATE	GAME	TKL	SOLO	ASST	SACKS	FF	FR	PD	INT
09/11	vs. Green Bay	0	0	0	0.0	0	0	0	0
09/18	at San Diego	0	0	0	0.0	0	0	0	0
09/25	vs. Baltimore	0	0	0	0.0	0	0	0	0
10/02	vs. Indianapolis	0	0	0	0.0	0	0	0	0
BYE WEEK									
10/16	at Chicago	0	0	0	0.0	0	0	0	0
10/23	vs. Oakland	0	0	0	0.0	0	0	0	0
10/27	at Tennessee	0	0	0	0.0	0	0	0	0
11/06	at Kansas City	0	0	0	0.0	0	0	0	0
11/13	vs. Houston	1	1	0	0.0	0	0	0	0
11/20	at Detroit	0	0	0	0.0	0	0	0	0
11/27	at Buffalo	0	0	0	0.0	0	0	0	0
12/04	vs. Denver	0	0	0	0.0	0	0	0	0
12/11	vs. Minnesota	0	0	0	0.0	0	0	0	0
12/18	at Houston	1	1	0	0.0	0	0	0	0
12/24	vs. Tennessee	0	0	0	0.0	0	0	0	0
01/01	at Indianapolis	0	0	0	0.0	0	0	0	0
2016 totals:		2	2	0	0.0	0	0	0	0

Additional statistics: six special teams tackles in 2016

T.J. YELDON



2015 GAME-BY-GAME STATISTICS

DATE	GAME	RUSHING					RECEIVING				
		NO	YDS	AVG	LG	TD	NO	YDS	AVG	LG	TD
09/13	vs. Carolina	12	51	4.3	14	0	3	16	5.3	7	0
09/20	vs. Miami	25	70	2.8	12	0	3	13	4.3	11	0
09/27	at New England	11	33	3.0	8	0	2	9	4.5	9	0
10/04	at Indianapolis	22	105	4.8	36	0	2	4	2.0	5	0
10/11	at Tampa Bay	11	32	2.9	10	0	5	31	6.2	13	1
10/18	vs. Houston					ina					
10/25	vs. Buffalo	20	115	5.8	28	1	1	9	9.0	9	0
	BYE WEEK										
11/08	at N.Y. Jets	14	64	4.6	45	0	3	37	12.3	21	0
11/15	at Baltimore	18	61	3.4	16	0	5	6	1.2	7	0
11/19	vs. Tennessee	14	54	3.9	15	0	3	28	9.3	13	0
11/29	vs. San Diego	9	36	4.0	21	0	4	46	11.5	20	0
12/06	at Tennessee	15	57	3.8	9	1	4	79	19.8	67	0
12/13	vs. Indianapolis	11	62	5.6	14	0	1	1	1.0	1	0
12/20	vs. Atlanta					ina					
12/27	at New Orleans					ina					
01/03	at Houston					ina					
2015 totals:		182	740	4.1	45	2	36	279	7.8	67	1



GAME SUMMARIES

REGULAR SEASON WEEK 4 AT NEW YORK JETS

GAME SUMMARIES



WEEK 1 AT HOUSTON

Sept. 10, 2016 at NRG Stadium

	1	2	3	4	OT	Final
JACKSONVILLE JAGUARS (1-0)	3	16	7	3	-	29
HOUSTON TEXANS (0-1)	0	0	7	0	-	7

With the backdrop of hurricane relief efforts in Houston in the aftermath of Harvey, and a raucous crowd on hand, the Jaguars turned in their best Opening Day effort in years with a statement-making 29-7 division win at NRG Stadium. Leading the way was a defense that dominated the game with a franchise-record 10 sacks, including 4.0 by **Calais Campbell**, and four takeaways that led to 16 points. On offense rookie **Leonard Fournette** rushed for 100 yards and a touchdown in his NFL debut, while **Chris Ivory** added 42 yards on nine carries. Jacksonville scored on its first possession of the new season, marching 51 yards in eight plays to set up **Jason Myers**' 42-yard field goal. Houston's first six possessions ended with four punts, including three 3-and-outs, followed by back-to-back fumbles on strip-sacks by **Yannick Ngakoue**. The first fumble led to Fournette's 1-yard scoring run, and the second was scooped up by **Dante Fowler Jr.** and returned 53 yards for a touchdown to give the Jaguars a 19-0 halftime lead with 49 seconds remaining in the first half. By that time Campbell had 3.5 sacks and Ngakoue had 2.0 with two forced fumbles. **Deshawn Watson** replaced **Tom Savage** as the Texans quarterback at halftime, and Houston opened the second half with its best drive of the day, going 75 yards on 14 plays to a 4-yard touchdown pass from Watson to **DeAndre Hopkins**. But Jacksonville responded quickly with a 10-play, 75-yard series ending with a TD pass from Bortles to **Tommy Bohanon** to make it 26-7. The Texans' next drive of 11 plays reached the Jacksonville 35-yard line before Fowler's strip sack of Watson was recovered by Ngakoue. Two possessions later Houston put together a 7-play drive, but that was ended by another turnover, this time an interception by **Tashaun Gipson** that he returned 67 yards to set up Myers' 38-yard field goal to cap the scoring at 29-7 with 3:15 remaining. In the only bad news of the day, **Allen Robinson** suffered a torn ACL on the third play of the game. The win was the Jaguars' first on Opening Day since 2011, and their first road win on Opening Day since 2004.

Team	Q	Time	Scoring Play	Drive Info
Jax	1	12:08	J. Myers 42 yd. Field Goal	8-51, 2:52
Jax	2	14:49	J. Myers 25 yd. Field Goal	10-77, 5:14
Jax	2	2:02	L. Fournette 1 yd. run (kick failed, wr)	9-53, 5:29
Jax	2	0:49	D. Fowler 53 yd. fumble return (Myers kick)	
Hou	3	9:09	D. Hopkins 4 yd. pass from D. Watson (Fairbairn kick)	14-75, 5:51
Jax	3	4:14	T. Bohanon 1 yd. pass from B. Bortles (Myers kick)	10-75, 4:55
Jax	4	3:11	J. Myers 38 yd. Field Goal	4-7, 0:20

Team Statistics

	Jaguars	Texans
First Downs (Run-Pass-Pen)	19 (7-8-4)	23 (4-11-8)
Total Yards-Plays-Avg.	280-60-4.7	203-69-2.9
Rushing Yards-Attempts-Avg.	155-39-4.0	93-23-4.0
Net Yards Passing (Sacked-Yds)	125 (0-0)	110 (10-54)
Att-Comp-Int	21-11-0	36-19-1
Third Down Conversions (%)	3-12 (25%)	5-12 (42%)
Fourth Down Conversions (%)	1-1 (100%)	0-1 (0%)
Punts-Avg.	4-46.8	5-43.2
Fumbles-Lost	0-0	3-3
Penalties-Yards	10-89	9-94
Time of Possession	30:05	29:55

Individual Statistics

Texans Rushing: L. Miller 17-65, D. Watson 2-16, T. Ervin 3-8, D. Foreman 1-4
Jaguars Rushing: L. Fournette 26-100, C. Ivory 9-42, B. Bortles 3-13

Texans Passing: D. Watson 12-23-102 (TD, INT); T. Savage 7-13-62
Jaguars Passing: B. Bortles 11-21-125 (TD)

Texans Receiving: D. Hopkins 7-55, C. Fierdorowicz 4-46, T. Ervin 4-18, L. Miller 2-31, S. Anderson 2-14
Jaguars Receiving: A. Hurns 3-42, L. Fournette 3-24, J. O'Shaughnessy 1-18, A. Robinson 1-17, A. Benn 1-12, C. Ivory 1-11, T. Bohanon 1-1

Sacks: Texans None

Sacks: Jaguars 10.0 (Campbell 4.0; Ngakoue 2.0; McCray 1.5; Fowler Jr. 1.0; Jackson 1.0; Jones 0.5)

Interceptions: Texans None
Interceptions: Jaguars 1 (T. Gipson)

Paid Attendance: 71,710 **Time:** 3:06 **Temperature:** 80 degrees



WEEK 2 VS. TENNESSEE

Sept. 17, 2016 at EverBank Field

	1	2	3	4	OT	Final
TENNESSEE TITANS (1-1)	3	3	17	14	--	37
JACKSONVILLE JAGUARS (1-1)	3	0	0	13	--	16

Making their regular season home debut, the Jaguars started fast with a three-and-out on defense followed by a **Jason Myers** 43-yard field goal on their first possession, but Tennessee took over from there on the strength of 179 rushing yards and three takeaways for a 37-16 win. Following the Jaguars' opening drive the offense struggled, with five punts and three turnovers on their next eight possessions including three straight turnovers in the second and third quarters. Tennessee turned both of **Blake Bortles'** interceptions into points with field goals of 41 and 26 yards for a 9-3 lead early in the second half, then extended its string to six straight scoring drives with touchdowns on each of the next four. **Derek Henry** blasted through the defense for a 17-yard scoring run before **Delanie Walker** ran in from a yard out to give Tennessee a 23-3 advantage late in the third quarter. Four touchdowns were scored in the final period, with Tennessee extending the lead to 30-0 on a **Marcus Mariota** 32-yard pass to **Jonnu Smith** before Leonard Fournette got the Jaguars' first touchdown of the day on a one-yard run. The Titans' **Jalston Fowler** scored on a three-yard touchdown run for a 37-9 lead before Bortles threw a seven-yard touchdown pass to **Allen Hurns** with 2:11 remaining. While Tennessee scored in all four quarters, the Jaguars' highlights were limited to **Marqise Lee's** seven receptions and the defense was limited to a **Telvin Smith** interception and a **Myles Jack** sack of Mariota.

Team	Q	Time	Scoring Play	Drive Info
Jax	1	7:24	J. Myers 43 yd. Field Goal	12-51, 6:01
Ten	1	2:16	R. Succop 40 yd. Field Goal	11-53, 5:08
Ten	2	0:00	R. Succop 41 yd. Field Goal	10-38, 2:13
Ten	3	9:24	R. Succop 26 yd. Field Goal	10-31, 4:40
Ten	3	6:36	D. Henry 17 yd. run (Succop kick)	2-34, 0:46
Ten	3	2:49	D. Walker 1 yd. run (Succop kick)	3-49, 1:34
Ten	4	9:57	J. Smith 32 yd. pass from M. Mariota (Succop kick)	8-86, 5:19
Jax	4	7:12	L. Fournette 1 yd. run (pass failed)	6-75, 2:45
Ten	4	4:14	J. Fowler 3 yd. run (Succop kick)	6-25, 2:58
Jax	4	2:11	A. Hurns 7 yd. pass from B. Bortles (Myers kick)	6-77, 2:03

Team Statistics

	Titans	Jaguars
First Downs (Run-Pass-Pen)	21 (12-9-0)	20 (6-13-1)
Total Yards-Plays-Avg.	390-64-6.1	310-61-5.1
Rushing Yards-Attempts-Avg.	179-36-5.0	99-25-4.0
Net Yards Passing (Sacked-Yds)	211 (1-4)	211 (2-12)
Att-Comp-Int	27-15-1	34-20-2
Third Down Conversions (%)	6-13 (46%)	5-13 (46%)
Fourth Down Conversions (%)	0-0 (0%)	0-0 (0%)
Punts-Avg.	3-41.7	5-49.2
Fumbles-Lost	0-0	3-1
Penalties-Yards	7-70	10-99
Time of Possession	30:46	29:14

Individual Statistics

Titans Rushing: D. Henry 14-92, D. Murray 9-25, M. Mariota 6-24, D. Fluellen 3-18, T. Taylor 2-16, J. Fowler 1-3, D. Walker 1-1

Jaguars Rushing: L. Fournette 14-40, B. Bortles 4-29, C. Ivory 6-17, C. Grant 1-13

Titans Passing: M. Mariota 15-27-215 (INT, TD)

Jaguars Passing: B. Bortles 20-34-223 (2 INTs, TD)

Titans Receiving: D. Walker 4-61, R. Matthews 3-43, E. Decker 3-32, J. Smith 2-30, T. Taylor 1-42, C. Davis 1-4, D. Murray 1-3

Jaguars Receiving: M. Lee 7-76, A. Hurns 6-82, C. Ivory 3-31, L. Fournette 2-21, K. Cole 2-13

Sacks: Titans 2.0 (B. Orakpo 1.0; D. Morgan 1.0)

Sacks: Jaguars 1.0 (M. Jack)

Interceptions: Titans 2 (D. Searcy, C. Riley)

Interceptions: Jaguars 1 (T. Smith)

Paid Attendance: 61,709

Time: 3:02

Temperature: 84 degrees

GAME SUMMARIES



WEEK 3 vs. BALTIMORE

Sept. 24, 2016 at Wembley Stadium

	1	2	3	4	OT	Final
BALTIMORE RAVENS (2-1)	0	0	0	7	--	7
JACKSONVILLE JAGUARS (2-1)	10	13	14	7	--	44

Playing in Wembley Stadium for the fifth consecutive year, the Jaguars turned in their most complete performance to date with a dominant 44-7 win against Baltimore led by **Marcedes Lewis'** career-high 3 touchdown catches. Scoring on three of their first five possessions, Jacksonville built a 23-0 halftime lead before adding three straight second-half touchdowns to go up 44-0 before the Ravens scored on their final possession. The Jaguars defense held Baltimore to 3-and-outs on their first four possessions, and overall held the Ravens to seven punts, three turnovers and a failed 4th down. The scoring began when **Jason Myers** kicked a 23-yard field goal to cap the Jaguars' opening 9-play drive. Their next series covered 80 yards in 7 plays and resulted in **Blake Bortles'** 17-yard touchdown pass to Lewis for a 10-0 lead. Myers added a 45-yard field goal on their next drive, and after the first of just 3 punts on the day the Jaguars scored on back-to-back possessions again. **A.J. Bouye's** interception and 19-yard return led to **Allen Hurns** catching a 5-yard Bortles touchdown pass, and Myers tacked on a 29-yard field goal for a 23-0 halftime lead. In the second half the Jacksonville defense got takeaways on consecutive Ravens possessions, with **Jalen Ramsey** intercepting **Joe Flacco** at the Baltimore 32 to set up Lewis' second of 3 touchdowns, this time a 30-yarder. **Calais Campbell** forced a fumble on Baltimore's next series, and **Telvin Smith** scooped the ball and returned it to the Baltimore 2 to set up Lewis' 4-yard touchdown catch. On the Jaguars' next drive they converted a fake punt on 4th-and-1 at the Jacksonville 35, with **Corey Grant** racing 58 yards to the Baltimore 7. **Leonard Fournette** then scored on a 3-yard run to make it 44-0 at the start of the fourth quarter when Flacco was replaced by **Ryan Mallett**.

Team	Q	Time	Scoring Play	Drive Info
Jax	1	9:05	J. Myers 23 yd. Field Goal	9-58, 4:27
Jax	1	3:32	M. Lewis 17 yd. pass from B. Bortles (Myers kick)	7-80, 3:53
Jax	2	10:49	J. Myers 45 yd. Field Goal	10-34, 6:16
Jax	2	4:55	A. Hurns 5 yd. pass from B. Bortles (Myers kick)	8-28, 3:11
Jax	2	0:38	J. Myers 29 yd. Field Goal	9-66, 2:15
Jax	3	9:42	M. Lewis 30 yd. pass from B. Bortles (Myers kick)	2-32, :43
Jax	3	7:48	M. Lewis 4 yd. pass from B. Bortles (Myers kick)	2-2, 0:25
Jax	4	14:56	L. Fournette 3 yd. run (Myers kick)	7-85, 3:28
Bal	4	3:24	B. Watson 6 yd. pass from R. Mallett (Tucker kick)	9-76, 5:09

Team Statistics

	Ravens	Jaguars
First Downs (Run-Pass-Pen).....	12(6-4-2)	24(7-13-4)
Total Yards-Plays-Avg.	186-54-3.4	410-68-6.0
Rushing Yards-Attempts-Avg.....	134-25-5.4	166-35-4.7
Net Yards Passing (Sacked-Yds)	52 (2-12)	244 (0-0)
Att-Comp-Int	27-14-2	33-20-0
Third Down Conversions (%).....	3-11 (27%)	3-12 (25%)
Fourth Down Conversions (%).....	0-1 (0%)	2-2 (100%)
Punts-Avg.	7-44.4	3-50.0
Fumbles-Lost	1-1	0-0
Penalties-Yards.....	10-88	9-70
Time of Possession	25:57	34:03

Individual Statistics

Ravens Rushing: A. Collins 9-82, T. West 6-26, J. Allen 8-15, M. Campanaro 1-7, M. Wallace 1-4

Jaguars Rushing: C. Grant 6-75, L. Fournette 17-59, B.Bortles 3-18, C. Ivory 6-17

Ravens Passing: J. Flacco 8-18-28 (2 INTs), R. Mallett 6-9-36

Jaguars Passing: B. Bortles 20-31-244 (4 TDs), C. Henne 0-2-0

Ravens Receiving: J. Allen 5-13, B. Watson 3-12, N. Boyle 2-14, J. Maclin 1-8, C. Matthews 1-8, M. Wallace 1-6, M. Campanaro 1-3

Jaguars Receiving: M. Lee 4-65, M. Lewis 4-62, L. Fournette 3-21, A. Hurns 3-20, C. Ivory 2-25, C. Grant 1-18, K. Cole 1-13, J. O'Shaughnessy 1-12, T. Bohanon 1-8

Sacks: Ravens None

Sacks: Jaguars 2.0 (D. Fowler 1.0, C. Campbell 0.5, M. Jackson 0.5)

Interceptions: Ravens None

Interceptions: Jaguars 2 (A. Bouye, J. Ramsey)

Paid Attendance: 84,592

Time: 2:49

Temperature: 70 degrees

International Series Game 18

National Football League Game Summary

NFL Copyright © 2017 by The National Football League. All rights reserved. This summary and play-by-play is for the express purpose of assisting media in their coverage of the game; any other use of this material is prohibited without the written permission of the National Football League. Updated: 9/25/2017

Date: Sunday, 9/24/2017

Baltimore Ravens at Jacksonville Jaguars

Start Time: 2:35 PM BST

at Wembley Stadium, London, England

Game Day Weather

Temp: 70° F (21.1° C) Humidity: 51%, Wind: SE 10 mph

Played Outdoors on Turf: Grass

Officials

Referee: Morelli, Peter (135)	Umpire: Neale, Bryan (92)	Down Judge: Stelljes, Steve (22)
Line Judge: Podraza, Tim (47)	Field Judge: Rogers, Bradley (126)	Side Judge: Cheek, Boris (41)
Back Judge: Steed, Gregory (12)	Replay Official: Reels, Richard (0)	

Lineups

Baltimore Ravens			Jacksonville Jaguars				
Offense		Defense	Offense		Defense		
TE 82	B.Watson	DT 90	Z.Smith	WR 11	M.Lee	DE 91	Y.Ngakoue
WR 17	M.Wallace	NT 97	M.Pierce	LT 74	C.Robinson	NT 95	A.Jones
LT 79	R.Stanley	DE 96	B.Urban	LG 77	P.Omahneh	DT 97	M.Jackson
LG 74	J.Hurst	RUSH 55	T.Suggs	C 65	B.Linder	DE 93	C.Campbell
C 66	R.Jensen	MLB 57	C.Mosley	RG 60	A.Cann	WLB 50	T.Smith
RG 68	M.Skura	WLB 48	P.Onwuasor	RT 78	J.Parnell	MLB 51	P.Posluszny
RT 77	A.Howard	DB 21	L.Webb	TE 89	M.Lewis	SLB 44	M.Jack
TE 86	N.Boyle	LCB 24	B.Carr	WR 88	A.Hurns	LCB 20	J.Ramsey
WR 18	J.Maclin	SS 23	T.Jefferson	WR 84	K.Cole	FS 39	T.Gipson
QB 5	J.Flacco	FS 32	E.Weddle	QB 5	B.Bortles	SS 42	B.Church
RB 28	T.West	RCB 22	J.Smith	RB 27	L.Fournette	RCB 21	A.Bouye

Substitutions

P 4 S.Koch, K 9 J.Tucker, WR/RS 10 C.Moore, WR 11 B.Perriman, WR/RS 12 M.Campanaro, WR 13 C.Matthews, QB 15 R.Mallett, CB 29 M.Humphrey, DB 33 T.McRae, RB 34 A.Collins, S 36 C.Clark, RB 37 J.Allen, DB/LB 41 A.Levine Sr., DL 42 P.Ricard, LS 46 M.Cox, LB 51 K.Correa, OLB 54 T.Bowser, OLB 56 T.Williams, C 61 L.Bowanko, DT 69 W.Henry, G/T 71 J.Elumunor, TE/WR 88 V.Mayle, DT 94 C.Davis, OLB 99 M.Judon

Substitutions

K 2 J.Myers, P 3 B.Nortman, QB 7 C.Henne, WR 17 A.Benn, WR 19 M.McCaffrey, CB 22 A.Colvin, CB 23 T.Patmon, S 25 P.Thompson, S 26 J.Wilson, CB 29 L.Pitts, RB 30 C.Grant, RB 33 C.Ivory, FB 40 T.Bohanon, LS 43 M.Overton, LB 52 D.Payne, LB 53 B.Brown, DE 56 D.Fowler, OL 69 T.Shatley, OL 72 J.Wells, TE 80 J.O'Shaughnessy, TE 83 B.Koyack, DT 92 S.Day, DE 94 D.Smoot, DT 99 E.Ankou

Did Not Play

Did Not Play

Not Active

Not Active

CB 43 J.Hill, G/C 70 T.Bergstrom, T 78 D.Joseph, TE 87 M.Williams, DE 92 B.Kaufusi, DE 93 C.Wormley, DT 98 B.Williams

QB 4 R.Nassib, WR 10 J.Strong, RB 24 T.Yeldon, CB 31 J.Myrick, LB 55 L.McCray, OL 73 J.Walker, OL 75 W.Poehls

Field Goals (made () & missed)

		J.Myers					
		(23) (45) (29)					
		1	2	3	4	OT	Total
VISITOR:	Baltimore Ravens	0	0	0	7	0	7
HOME:	Jacksonville Jaguars	10	13	14	7	0	44

Scoring Plays

Team	Qtr	Time	Play Description (Extra Point) (Drive Info)	Visitor	Home
Jaguars	1	9:05	J.Myers 23 yd. Field Goal (9-58, 4:27)	0	3
Jaguars	1	3:32	M.Lewis 17 yd. pass from B.Bortles (J.Myers kick) (7-80, 3:53)	0	10
Jaguars	2	10:49	J.Myers 45 yd. Field Goal (10-34, 6:16)	0	13
Jaguars	2	4:55	A.Hurns 5 yd. pass from B.Bortles (J.Myers kick) (8-28, 3:11)	0	20
Jaguars	2	0:38	J.Myers 29 yd. Field Goal (9-66, 2:15)	0	23
Jaguars	3	9:42	M.Lewis 30 yd. pass from B.Bortles (J.Myers kick) (2-32, 0:43)	0	30
Jaguars	3	7:48	M.Lewis 4 yd. pass from B.Bortles (J.Myers kick) (2-2, 0:25)	0	37
Jaguars	4	14:56	L.Fournette 3 yd. run (J.Myers kick) (7-85, 3:28)	0	44
Ravens	4	3:24	B.Watson 6 yd. pass from R.Mallett (J.Tucker kick) (9-76, 5:09)	7	44

International Series Game 18

National Football League Game Summary

NFL Copyright © 2017 by The National Football League. All rights reserved. This summary and play-by-play is for the express purpose of assisting media in their coverage of the game; any other use of this material is prohibited without the written permission of the National Football League. Updated: 9/25/2017

Paid Attendance: 84,592

Time: 2:49

Baltimore Ravens vs Jacksonville Jaguars
9/24/2017 at Wembley Stadium

Final Individual Statistics

Baltimore Ravens

Jacksonville Jaguars

RUSHING	ATT	YDS	AVG	LG	TD	RUSHING	ATT	YDS	AVG	LG	TD
A.Collins	9	82	9.1	19	0	C.Grant	6	75	12.5	58	0
T.West	6	26	4.3	10	0	L.Fournette	17	59	3.5	15	1
J.Allen	8	15	1.9	4	0	B.Bortles	3	18	6.0	9	0
M.Campanaro	1	7	7.0	7	0	C.Ivory	6	17	2.8	9	0
M.Wallace	1	4	4.0	4	0	C.Henne	3	-3	-1.0	-1	0
Total	25	134	5.4	19	0	Total	35	166	4.7	58	1

PASSING	ATT	CMP	YDS	SK/YD	TD	LG	IN	RT	PASSING	ATT	CMP	YDS	SK/YD	TD	LG	IN	RT
J.Flacco	18	8	28	2/12	0	8	2	12.0	B.Bortles	31	20	244	0/0	4	35	0	128.2
R.Mallett	9	6	36	0/0	1	8	0	111.3	C.Henne	2	0	0	0/0	0	0	0	39.6
Total	27	14	64	2/12	1	8	2	39.3	Total	33	20	244	0/0	4	35	0	123.0

PASS RECEIVING	TAR	REC	YDS	AVG	LG	TD	PASS RECEIVING	TAR	REC	YDS	AVG	LG	TD
J.Allen	6	5	13	2.6	6	0	M.Lee	7	4	65	16.3	35	0
B.Watson	3	3	12	4.0	6	1	M.Lewis	5	4	62	15.5	30	3
N.Boyle	2	2	14	7.0	7	0	L.Fournette	4	3	21	7.0	10	0
J.Maclin	5	1	8	8.0	8	0	A.Hurns	3	3	20	6.7	9	1
C.Matthews	1	1	8	8.0	8	0	C.Ivory	2	2	25	12.5	14	0
M.Wallace	5	1	6	6.0	6	0	C.Grant	1	1	18	18.0	18	0
M.Campanaro	2	1	3	3.0	3	0	K.Cole	4	1	13	13.0	13	0
T.West	1	0	0	0.0	0	0	J.O'Shaughnessy	1	1	12	12.0	12	0
B.Perriman	1	0	0	0.0	0	0	T.Bohanon	3	1	8	8.0	8	0
C.Moore	1	0	0	0.0	0	0	Total	30	20	244	12.2	35	4
Total	27	14	64	4.6	8	1	Total	30	20	244	12.2	35	4

INTERCEPTIONS	NO	YDS	AVG	LG	TD	INTERCEPTIONS	NO	YDS	AVG	LG	TD
Total	0	0	0	0	0	A.Bouye	1	19	19.0	19	0
						J.Ramsey	1	1	1.0	1	0
						Total	2	20	10.0	19	0

PUNTING	NO	YDS	AVG	NET	TB	IN20	LG	PUNTING	NO	YDS	AVG	NET	TB	IN20	LG
S.Koch	7	311	44.4	41.3	1	1	67	B.Nortman	3	150	50.0	50.0	0	1	60
Total	7	311	44.4	41.3	1	1	67	Total	3	150	50.0	50.0	0	1	60

PUNT RETURNS	NO	YDS	AVG	FC	LG	TD	PUNT RETURNS	NO	YDS	AVG	FC	LG	TD
M.Campanaro	0	0	0.0	2	0	0	M.Lee	2	2	1.0	1	2	0
[OUT OF BOUNDS]	1	0	0.0	0	0	0	[DOWNED]	2	0	0.0	0	0	0
							[OUT OF BOUNDS]	1	0	0.0	0	0	0
							[TOUCHBACK]	1	0	0.0	0	0	0
Total	0	0	0.0	2	0	0	Total	2	2	1.0	1	2	0

KICKOFF RETURNS	NO	YDS	AVG	FC	LG	TD	KICKOFF RETURNS	NO	YDS	AVG	FC	LG	TD
[OUT OF BOUNDS]	1	0	0.0	0	0	0	K.Cole	1	12	12.0	0	12	0
[TOUCHBACK]	8	0	0.0	0	0	0	[TOUCHBACK]	1	0	0.0	0	0	0
Total	0	0	0.0	0	0	0	Total	1	12	12.0	0	12	0

Baltimore Ravens

FUMBLES	FUM	LOST	OWN-REC	YDS	TD	FORCED	OPP-REC	YDS	TD	OUT-BDS
T.West	1	1	0	0	0	0	0	0	0	0
Total	1	1	0	0	0	0	0	0	0	0

Jacksonville Jaguars

FUMBLES	FUM	LOST	OWN-REC	YDS	TD	FORCED	OPP-REC	YDS	TD	OUT-BDS
C.Campbell	0	0	0	0	0	1	0	0	0	0
T.Smith	0	0	0	0	0	0	1	52	0	0
Total	0	0	0	0	0	1	1	52	0	0

Baltimore Ravens vs Jacksonville Jaguars
9/24/2017 at Wembley Stadium

Final Team Statistics

	Visitor Ravens	Home Jaguars
TOTAL FIRST DOWNS	12	24
By Rushing	6	7
By Passing	4	13
By Penalty	2	4
THIRD DOWN EFFICIENCY	3-11-27%	3-12-25%
FOURTH DOWN EFFICIENCY	0-1-0%	2-2-100%
TOTAL NET YARDS	186	410
Total Offensive Plays (inc. times thrown passing)	54	68
Average gain per offensive play	3.4	6.0
NET YARDS RUSHING	134	166
Total Rushing Plays	25	35
Average gain per rushing play	5.4	4.7
Tackles for a loss-number and yards	3-3	2-4
NET YARDS PASSING	52	244
Times thrown - yards lost attempting to pass	2-12	0-0
Gross yards passing	64	244
PASS ATTEMPTS-COMPLETIONS-HAD INTERCEPTED	27-14-2	33-20-0
Avg gain per pass play (inc.# thrown passing)	1.8	7.4
KICKOFFS Number-In End Zone-Touchbacks	2-1-1	9-8-8
PUNTS Number and Average	7-44.4	3-50.0
Had Blocked	0	0
FGs - PATs Had Blocked	0-0	0-0
Net Punting Average	41.3	50.0
TOTAL RETURN YARDAGE (Not Including Kickoffs)	0	22
No. and Yards Punt Returns	0-0	2-2
No. and Yards Kickoff Returns	0-0	1-12
No. and Yards Interception Returns	0-0	2-20
PENALTIES Number and Yards	10-88	9-70
FUMBLES Number and Lost	1-1	0-0
TOUCHDOWNS	1	5
Rushing	0	1
Passing	1	4
EXTRA POINTS Made-Attempts	1-1	5-5
Kicking Made-Attempts	1-1	5-5
FIELD GOALS Made-Attempts	0-0	3-3
RED ZONE EFFICIENCY	1-1-100%	4-6-67%
GOAL TO GO EFFICIENCY	0-0-0%	3-3-100%
SAFETIES	0	0
FINAL SCORE	7	44
TIME OF POSSESSION	25:57	34:03

Ball Possession And Drive Chart

Baltimore Ravens

#	Time Recd	Time Lost	Time Poss	How Ball Obtained	Drive Began	# Play	Yds Gain	Yds Pen	Net Yds	1st Down	Last Scrm	How Given Up
1	15:00	13:32	1:28	Kickoff	BLT 40	3	-1	0	-1	0	BLT 39	Punt
2	9:05	7:25	1:40	Kickoff	BLT 25	3	8	0	8	0	BLT 33	Punt
3	3:32	2:05	1:27	Kickoff	BLT 25	3	-8	0	-8	0	BLT 17	Punt
4	10:49	9:53	0:56	Kickoff	BLT 25	3	4	0	4	0	BLT 29	Punt
5	8:17	8:06	0:11	Punt	BLT 20	1	0	0	0	0	BLT 20	Interception
6	4:55	2:53	2:02	Kickoff	BLT 25	5	8	5	13	1	BLT 38	Punt
7	0:38	0:12	0:26	Kickoff	BLT 25	3	4	0	4	0	BLT 29	Punt
8	11:48	10:25	1:23	Punt	BLT 5	3	11	0	11	1	BLT 16	Interception
9	9:42	8:13	1:29	Kickoff	BLT 25	4	9	20	29	2	JAX 45	Fumble
10	7:48	3:24	4:24	Kickoff	BLT 25	5	37	-20	17	1	BLT 42	Punt
11	14:56	9:34	5:22	Kickoff	BLT 25	12	43	-5	38	3	JAX 40	Downs
12	8:33	3:24	5:09	Punt	BLT 24	9	71	5	76	4	* JAX 6	Touchdown

(289) Average BLT 24

Jacksonville Jaguars

#	Time Recd	Time Lost	Time Poss	How Ball Obtained	Drive Began	# Play	Yds Gain	Yds Pen	Net Yds	1st Down	Last Scrm	How Given Up
1	13:32	9:05	4:27	Punt	JAX 37	9	68	-10	58	2	* BLT 5	Field Goal
2	7:25	3:32	3:53	Punt	JAX 20	7	80	0	80	5	* BLT 17	Touchdown
3	2:05	10:49	6:16	Punt	JAX 39	10	49	-15	34	2	BLT 27	Field Goal
4	9:53	8:17	1:36	Punt	JAX 21	3	5	0	5	0	JAX 26	Punt
5	8:06	4:55	3:11	Interception	BLT 28	8	28	0	28	3	* BLT 5	Touchdown
6	2:53	0:38	2:15	Punt	JAX 23	9	32	34	66	4	* BLT 11	Field Goal
7	0:12	0:00	0:12	Punt	JAX 29	1	-1	0	-1	0	JAX 29	End of Half
8	15:00	11:48	3:12	Kickoff	JAX 25	5	20	-10	10	1	JAX 35	Punt
9	10:25	9:42	0:43	Interception	BLT 32	2	32	0	32	1	BLT 30	Touchdown
10	8:13	7:48	0:25	Fumble	BLT 2	2	2	0	2	1	* BLT 4	Touchdown
11	3:24	14:56	3:28	Punt	JAX 15	7	81	4	85	4	* BLT 3	Touchdown
12	9:34	8:33	1:01	Downs	JAX 37	3	3	0	3	0	JAX 40	Punt
13	3:24	0:00	3:24	Kickoff	JAX 16	5	11	5	16	1	JAX 33	End of Game

(500) Average JAX 38

* inside opponent's 20

Time of Possession by Quarter

Visitor	1st	2nd	3rd	4th	OT	Total
Baltimore Ravens	4:35	3:35	7:16	10:31		25:57
Home Jacksonville Jaguars	10:25	11:25	7:44	4:29		34:03

Kickoff Drive No.-Start Average

Ravens: 9 - BLT 27 Jaguars: 2 - JAX 20

Play By Play

First Quarter

9/24/2017

JAX wins the coin toss and elects to defer. BLT elects to Receive, and JAX elects to defend the west goal.

J.Myers kicks 59 yards from JAX 35 to BLT 6, out of bounds.

Baltimore Ravens at 15:00

- 1-10-BLT 40 (15:00) (Shotgun) M.Wallace left end pushed ob at BLT 44 for 4 yards (T.Gipson).
- 2-6-BLT 44 (14:26) J.Flacco pass incomplete short middle to J.Maclin (P.Posluszny).
- 3-6-BLT 44 (14:21) (Shotgun) J.Flacco sacked at BLT 39 for -5 yards (D.Fowler).
- 4-11-BLT 39 (13:44) (Punt formation) S.Koch punts 24 yards to JAX 37, Center-M.Cox, downed by BLT-C.Matthews.

Jacksonville Jaguars at 13:32

- 1-10-JAX 37 (13:32) (Shotgun) L.Fournette right guard to JAX 39 for 2 yards (M.Pierce).
- 2-8-JAX 39 (12:59) (Shotgun) B.Bortles pass deep right to M.Lee pushed ob at BLT 26 for 35 yards (B.Carr). P1
- 1-10-BLT 26 (12:31) (Shotgun) C.Grant right guard to BLT 18 for 8 yards (J.Smith).
PENALTY on JAX-J.Parnell, Offensive Holding, 10 yards, enforced at BLT 26 - No Play.
- 1-20-BLT 36 (12:03) L.Fournette right end to BLT 26 for 10 yards (T.Jefferson).
- 2-10-BLT 26 (11:22) (Shotgun) B.Bortles pass incomplete short middle to K.Cole (B.Urban).
- 3-10-BLT 26 (11:18) (Shotgun) B.Bortles pass short right to C.Ivory to BLT 12 for 14 yards (T.Jefferson). P2
- 1-10-BLT 12 (10:33) (Shotgun) B.Bortles pass incomplete short middle to M.Lewis. Pass overthrown through the back of the end zone
- 2-10-BLT 12 (10:25) (Shotgun) C.Ivory right guard to BLT 14 for -2 yards (L.Webb).
- 3-12-BLT 14 (9:52) (Shotgun) B.Bortles scrambles up the middle to BLT 5 for 9 yards (E.Weddle).
- 4-3-BLT 5 **(9:09) (Field Goal formation) J.Myers 23 yard field goal is GOOD, Center-M.Overton, Holder-B.Nortman.**

BLT 0 JAX 3, 9 plays, 58 yards, 4:27 drive, 5:55 elapsed

J.Myers kicks 65 yards from JAX 35 to end zone, Touchback.

Baltimore Ravens at 9:05

- 1-10-BLT 25 (9:05) T.West right guard to BLT 30 for 5 yards (P.Posluszny).
- 2-5-BLT 30 (8:25) A.Collins left end to BLT 33 for 3 yards (T.Smith).
- 3-2-BLT 33 (7:43) J.Flacco pass incomplete short right to T.West.
- 4-2-BLT 33 (7:38) (Punt formation) S.Koch punts 67 yards to end zone, Center-M.Cox, Touchback.
PENALTY on BLT-V.Mayle, Illegal Touch Kick, 0 yards, enforced at JAX 20.

Jacksonville Jaguars at 7:25

- 1-10-JAX 20 (7:25) (Shotgun) B.Bortles pass short right to L.Fournette to JAX 25 for 5 yards (K.Correa).
- 2-5-JAX 25 (6:51) (Shotgun) B.Bortles pass short middle to M.Lewis to JAX 36 for 11 yards (L.Webb). P3
- 1-10-JAX 36 (6:17) L.Fournette right guard to JAX 41 for 5 yards (K.Correa).
- 2-5-JAX 41 (5:42) (Shotgun) B.Bortles pass short left to M.Lee to BLT 45 for 14 yards (J.Smith). P4
- 1-10-BLT 45 (5:00) L.Fournette right tackle to BLT 30 for 15 yards (E.Weddle). R5
- 1-10-BLT 30 (4:23) B.Bortles pass short right to K.Cole to BLT 17 for 13 yards (J.Smith). P6
- 1-10-BLT 17 **(3:39) B.Bortles pass short right to M.Lewis for 17 yards, TOUCHDOWN. On the play action pass Bortles finds Lewis for the touchdown** P7
J.Myers extra point is GOOD, Center-M.Overton, Holder-B.Nortman.

BLT 0 JAX 10, 7 plays, 80 yards, 3:53 drive, 11:28 elapsed

J.Myers kicks 65 yards from JAX 35 to end zone, Touchback.

Baltimore Ravens at 3:32

- 1-10-BLT 25 (3:32) J.Flacco pass incomplete deep middle to J.Maclin.
- 2-10-BLT 25 (3:27) (Shotgun) A.Collins left guard to BLT 24 for -1 yards (Y.Ngakoue).
- 3-11-BLT 24 (2:51) (Shotgun) J.Flacco sacked at BLT 17 for -7 yards (sack split by M.Jackson and C.Campbell).
- 4-18-BLT 17 (2:13) (Punt formation) S.Koch punts 44 yards to JAX 39, Center-M.Cox, fair catch by M.Lee.

Jacksonville Jaguars at 2:05

- 1-10-JAX 39 (2:05) B.Bortles pass short middle to M.Lee to JAX 48 for 9 yards (W.Henry).
- 2-1-JAX 48 (1:29) L.Fournette left guard to BLT 48 for 4 yards (P.Onwuasor). R8
- 1-10-BLT 48 (:48) B.Bortles pass short middle to L.Fournette to BLT 42 for 6 yards (P.Onwuasor).
- 2-4-BLT 42 (:07) B.Bortles scrambles right end to BLT 40 for 2 yards (T.Suggs).

Baltimore Ravens vs Jacksonville Jaguars at Wembley Stadium

END OF QUARTER

	Time	First Downs				Efficiencies		
Score	Poss	R	P	X	T	3 Down	4 Down	
Baltimore Ravens	0	4:35	0	0	0	0	0	
Jacksonville Jaguars	10	10:25	2	6	0	8	1/2	0/0

Second Quarter

9/24/2017

Play By Play

Jacksonville Jaguars continued.

- 3-2-BLT 40 (15:00) L.Fournette left tackle to BLT 39 for 1 yard (C.Davis).
- 4-1-BLT 39 (14:21) L.Fournette right end to BLT 33 for 6 yards (J.Smith). BLT-B.Urban was injured during the play. His return is Questionable. R9
- 1-10-BLT 33 (13:50) (Shotgun) C.Grant right end to BLT 33 for no gain (T.Jefferson).
PENALTY on JAX-J.Parnell, Offensive Holding, 10 yards, enforced at BLT 33 - No Play.
- 1-20-BLT 43 (13:25) C.Ivory right end to BLT 40 for 3 yards (P.Onwuasor).
- 2-17-BLT 40 (12:45) *PENALTY on JAX-P.Omahneh, False Start, 5 yards, enforced at BLT 40 - No Play.*
- 2-22-BLT 45 (12:21) (Shotgun) B.Bortles pass short middle to C.Ivory to BLT 34 for 11 yards (C.Mosley).
- 3-11-BLT 34 (11:33) (Shotgun) B.Bortles pass short left to M.Lee pushed ob at BLT 27 for 7 yards (C.Mosley).
- 4-4-BLT 27 (10:54) **(Field Goal formation) J.Myers 45 yard field goal is GOOD, Center-M.Overton, Holder-B.Nortman.**

BLT 0 JAX 13, 10 plays, 34 yards, 6:16 drive, 4:11 elapsed

J.Myers kicks 65 yards from JAX 35 to end zone, Touchback.

Baltimore Ravens at 10:49

- 1-10-BLT 25 (10:49) T.West left guard to BLT 29 for 4 yards (T.Gipson).
- 2-6-BLT 29 (10:16) (Shotgun) J.Flacco pass incomplete deep right to M.Wallace [C.Campbell].
- 3-6-BLT 29 (10:10) (Shotgun) J.Flacco pass incomplete deep right to B.Perriman.
Penalty on BLT-A.Howard, Offensive Holding, declined.
- 4-6-BLT 29 (10:01) (Punt formation) S.Koch punts 50 yards to JAX 21, Center-M.Cox, downed by BLT-V.Mayle.

Jacksonville Jaguars at 9:53

- 1-10-JAX 21 (9:53) C.Grant left guard to JAX 23 for 2 yards (C.Mosley).
- 2-8-JAX 23 (9:14) L.Fournette up the middle to JAX 26 for 3 yards (M.Pierce).
- 3-5-JAX 26 (8:28) (Shotgun) B.Bortles pass incomplete short left to M.Lee (J.Smith).
- 4-5-JAX 26 (8:24) (Punt formation) B.Nortman punts 54 yards to BLT 20, Center-M.Overton, fair catch by M.Campanaro.

Baltimore Ravens at 8:17

- 1-10-BLT 20 (8:17) J.Flacco pass deep left intended for J.Maclin INTERCEPTED by A.Bouye at BLT 47. A.Bouye to BLT 28 for 19 yards (B.Watson). BLT-J.Maclin was injured during the play. His return is Doubtful. Maclin entered the concussion protocol but has been cleared to return.

Jacksonville Jaguars at 8:06

- 1-10-BLT 28 (8:06) L.Fournette right tackle to BLT 25 for 3 yards (W.Henry; P.Onwuasor).
- 2-7-BLT 25 (7:25) B.Bortles pass short right to L.Fournette to BLT 15 for 10 yards (P.Onwuasor). P10
- 1-10-BLT 15 (6:38) B.Bortles pass incomplete short right. QB threw the ball away to avoid a sack.
- 2-10-BLT 15 (6:32) L.Fournette left guard to BLT 12 for 3 yards (E.Weddle).
- 3-7-BLT 12 (5:48) (Shotgun) B.Bortles scrambles left end ran ob at BLT 5 for 7 yards (B.Carr). R11
- 1-5-BLT 5 (5:08) B.Bortles pass incomplete short right to M.Lee.
- 2-5-BLT 5 (5:04) B.Bortles pass incomplete short right to M.Lee (M.Humphrey).
- 3-5-BLT 5 (5:00) **(Shotgun) B.Bortles pass short middle to A.Hurns for 5 yards, TOUCHDOWN.** P12
J.Myers extra point is GOOD, Center-M.Overton, Holder-B.Nortman.

BLT 0 JAX 20, 8 plays, 28 yards, 3:11 drive, 10:05 elapsed

J.Myers kicks 65 yards from JAX 35 to end zone, Touchback.

Baltimore Ravens at 4:55

- 1-10-BLT 25 (4:55) (Shotgun) J.Allen left guard to BLT 27 for 2 yards (T.Smith).
- 2-8-BLT 27 (4:32) *(No Huddle, Shotgun) PENALTY on JAX-T.Smith, Defensive Offside, 5 yards, enforced at BLT 27 - No Play.*
- 2-3-BLT 32 (4:18) (Shotgun) J.Flacco pass short right to B.Watson to BLT 36 for 4 yards (M.Jack). P1
- 1-10-BLT 36 (3:59) (No Huddle, Shotgun) J.Flacco pass short middle to J.Allen to BLT 36 for no gain (T.Smith).
- 2-10-BLT 36 (3:32) (No Huddle, Shotgun) J.Allen right guard to BLT 38 for 2 yards (T.Smith).
- 3-8-BLT 38 (3:06) (No Huddle, Shotgun) J.Flacco pass incomplete short left to M.Campanaro (A.Colvin).
- 4-8-BLT 38 (3:02) (Punt formation) S.Koch punts 39 yards to JAX 23, Center-M.Cox, out of bounds.

Jacksonville Jaguars at 2:53

- 1-10-JAX 23 (2:53) L.Fournette right tackle to JAX 25 for 2 yards (T.Suggs).
- 2-8-JAX 25 (2:16) B.Bortles pass incomplete short left to L.Fournette [K.Correa].
- 3-8-JAX 25 (2:13) (Shotgun) B.Bortles pass incomplete deep middle to K.Cole (M.Humphrey).
PENALTY on BLT-L.Webb, Illegal Contact, 5 yards, enforced at JAX 25 - No Play. X13

Baltimore Ravens vs Jacksonville Jaguars at Wembley Stadium

1-10-JAX 30 (2:07) (Shotgun) C.Ivory right tackle to JAX 32 for 2 yards (T.Williams).

Two-Minute Warning

2-8-JAX 32 (2:00) (Shotgun) B.Bortles pass short middle to A.Hurns to JAX 41 for 9 yards (C.Mosley). P14

1-10-JAX 41 (1:40) (No Huddle, Shotgun) B.Bortles pass short middle to J.O'Shaughnessy to BLT 47 for 12 yards (T.Jefferson). BLT-T.Jefferson was injured P15
during the play. His return is Probable.
Timeout #1 by BLT at 01:25.

1-10-BLT 47 (1:25) (Shotgun) B.Bortles pass incomplete deep left to M.Lee.

PENALTY on BLT-M.Humphrey, Defensive Pass Interference, 29 yards, enforced at BLT 47 - No Play. X16

1-10-BLT 18 (1:19) (Shotgun) L.Fournette left guard to BLT 17 for 1 yard (W.Henry).

2-9-BLT 17 (:53) (No Huddle, Shotgun) B.Bortles pass short middle to A.Hurns to BLT 11 for 6 yards (L.Webb).

Timeout #1 by JAX at 00:46.

3-3-BLT 11 (:46) (Shotgun) B.Bortles pass incomplete short left to K.Cole (M.Humphrey).

4-3-BLT 11 (:42) (Field Goal formation) J.Myers 29 yard field goal is GOOD, Center-M.Overton, Holder-B.Nortman.

BLT 0 JAX 23, 9 plays, 66 yards, 2 penalties, 2:15 drive, 14:22 elapsed
--

J.Myers kicks 65 yards from JAX 35 to end zone, Touchback.

Baltimore Ravens at 0:38

1-10-BLT 25 (:38) (Shotgun) J.Flacco pass short right to J.Allen to BLT 28 for 3 yards (J.Ramsey).

Timeout #2 by BLT at 00:31.

2-7-BLT 28 (:31) (Shotgun) J.Flacco pass incomplete short middle to J.Allen [M.Jackson].

3-7-BLT 28 (:27) (Shotgun) J.Flacco pass short left to J.Allen to BLT 29 for 1 yard (M.Jack).

Timeout #2 by JAX at 00:22.

4-6-BLT 29 (:22) (Punt formation) S.Koch punts 44 yards to JAX 27, Center-M.Cox. M.Lee to JAX 29 for 2 yards (C.Clark).

Jacksonville Jaguars at 0:12

1-10-JAX 29 (:12) C.Henne kneels to JAX 28 for -1 yards.

END OF QUARTER

	Score	Time Poss	First Downs				Efficiencies	
			R	P	X	T	3 Down	4 Down
Baltimore Ravens	0	3:35	0	1	0	1	0/3	0/0
Jacksonville Jaguars	23	11:25	2	4	2	8	2/6	1/1

Third Quarter

9/24/2017

Play By Play

JAX elects to Receive, and BLT elects to defend the goal.

J.Tucker kicks 65 yards from BLT 35 to end zone, Touchback.

Jacksonville Jaguars at 15:00

- 1-10-JAX 25 (15:00) L.Fournette left tackle to JAX 36 for 11 yards (J.Smith).
PENALTY on JAX-A.Cann, Offensive Holding, 10 yards, enforced at JAX 25 - No Play.
- 1-20-JAX 15 (14:36) (Shotgun) C.Grant right guard to JAX 17 for 2 yards (M.Pierce).
- 2-18-JAX 17 (14:01) (Shotgun) *PENALTY on BLT-W.Henry, Encroachment, 5 yards, enforced at JAX 17 - No Play.*
- 2-13-JAX 22 (13:43) (Shotgun) B.Bortles pass short right to C.Grant to JAX 40 for 18 yards (P.Onwuasor) [Z.Smith].
- 1-10-JAX 40 (13:06) L.Fournette right guard to JAX 40 for no gain (P.Onwuasor).
- 2-10-JAX 40 (12:34) L.Fournette left guard to 50 for 10 yards (E.Weddle).
PENALTY on JAX-M.Lee, Illegal Shift, 5 yards, enforced at JAX 40 - No Play.
- 2-15-JAX 35 (12:11) B.Bortles pass incomplete short left to T.Bohanon (J.Smith).
- 3-15-JAX 35 (12:03) (Shotgun) B.Bortles pass incomplete short right. Bortles rolls right and throws the ball away under pressure from Suggs.
- 4-15-JAX 35 (11:54) (Punt formation) B.Nortman punts 60 yards to BLT 5, Center-M.Overton, out of bounds.

P17

Baltimore Ravens at 11:48

- 1-10-BLT 5 (11:48) T.West left guard to BLT 15 for 10 yards (M.Jackson).
- 1-10-BLT 15 (11:10) T.West up the middle to BLT 16 for 1 yard (A.Jones).
- 2-9-BLT 16 (10:33) J.Flacco pass deep middle intended for M.Wallace INTERCEPTED by J.Ramsey at BLT 33. J.Ramsey to BLT 32 for 1 yard (M.Wallace).

R2

Jacksonville Jaguars at 10:25

- 1-10-BLT 32 (10:25) L.Fournette left guard to BLT 30 for 2 yards (C.Mosley).
- 2-8-BLT 30 (9:49) **B.Bortles pass deep middle to M.Lewis for 30 yards, TOUCHDOWN.**
J.Myers extra point is GOOD, Center-M.Overton, Holder-B.Nortman.

P18

BLT 0 JAX 30, 2 plays, 32 yards, 0:43 drive, 5:18 elapsed

J.Myers kicks 65 yards from JAX 35 to end zone, Touchback.

Baltimore Ravens at 9:42

- 1-10-BLT 25 (9:42) (Shotgun) J.Flacco pass incomplete short left to M.Wallace.
PENALTY on JAX-Y.Ngakoue, Unnecessary Roughness, 15 yards, enforced at BLT 25.
- 1-10-BLT 40 (9:37) (Shotgun) *PENALTY on JAX-S.Day, Neutral Zone Infraction, 5 yards, enforced at BLT 40 - No Play.*
- 1-5-BLT 45 (9:37) (Shotgun) J.Flacco pass short middle to M.Campanaro to BLT 48 for 3 yards (A.Jones).
- 2-2-BLT 48 (8:59) T.West right guard to JAX 45 for 7 yards (C.Campbell).
- 1-10-JAX 45 (8:26) T.West right guard to JAX 45 for no gain (C.Campbell). FUMBLES (C.Campbell), RECOVERED by JAX-T.Smith at JAX 46. T.Smith to BLT 2 for 52 yards (J.Flacco).

X3

R4

Jacksonville Jaguars at 8:13

- 1-2-BLT 2 (8:13) T.Shatley reported in as eligible. L.Fournette right guard to BLT 4 for -2 yards (C.Davis).
- 2-4-BLT 4 (7:51) **B.Bortles pass short right to M.Lewis for 4 yards, TOUCHDOWN.**
J.Myers extra point is GOOD, Center-M.Overton, Holder-B.Nortman.
PENALTY on BLT-M.Pierce, Unsportsmanlike Conduct, 15 yards, enforced between downs.

P19

BLT 0 JAX 37, 2 plays, 2 yards, 0:25 drive, 7:12 elapsed

J.Myers kicks 50 yards from 50 to end zone, Touchback.

Baltimore Ravens at 7:48

- 1-10-BLT 25 (7:48) J.Flacco pass short right to B.Watson pushed ob at BLT 27 for 2 yards (M.Jack).
- 2-8-BLT 27 (7:03) (Shotgun) A.Collins right end to BLT 43 for 16 yards (D.Smoot).
- 1-10-BLT 43 (6:28) (Shotgun) J.Flacco pass short right to B.Watson pushed ob at 50 for 7 yards (B.Church).
PENALTY on BLT-R.Stanley, Illegal Use of Hands, 10 yards, enforced at BLT 43 - No Play.
- 1-20-BLT 33 (5:59) J.Flacco pass short right to J.Maclin pushed ob at JAX 46 for 21 yards (T.Gipson).
PENALTY on BLT-N.Boyle, Offensive Pass Interference, 10 yards, enforced at BLT 33 - No Play.
- 1-30-BLT 23 (5:28) J.Allen right guard to BLT 27 for 4 yards (B.Church).
- 2-26-BLT 27 (4:51) (Shotgun) J.Flacco pass short right to J.Maclin ran ob at BLT 35 for 8 yards (B.Church).
- 3-18-BLT 35 (4:08) (Shotgun) J.Flacco pass short left to N.Boyle to BLT 42 for 7 yards (J.Ramsey).
- 4-11-BLT 42 (3:32) (Punt formation) S.Koch punts 43 yards to JAX 15, Center-M.Cox. M.Lee ran ob at JAX 15 for no gain.

R5

Jacksonville Jaguars at 3:24

Baltimore Ravens vs Jacksonville Jaguars at Wembley Stadium

1-10-JAX 15 (3:24) C.Ivory left tackle to JAX 24 for 9 yards (C.Mosley).
 2-1-JAX 24 (2:46) C.Ivory left tackle to JAX 26 for 2 yards (C.Mosley). R20
1-10-JAX 26 (2:03) L.Fournette right guard to JAX 27 for 1 yard (W.Henry).
 2-9-JAX 27 (1:19) B.Bortles pass short right to T.Bohanon to JAX 35 for 8 yards (E.Weddle).
 3-1-JAX 35 (:30) B.Bortles pass incomplete short right.
Penalty on JAX, Illegal Formation, declined.
 4-1-JAX 35 (:23) (Punt formation) Direct snap to C.Grant. C.Grant right end pushed ob at BLT 7 for 58 yards (C.Clark). R21
PENALTY on BLT-A.Collins, Unnecessary Roughness, 4 yards, enforced at BLT 7. X22

END OF QUARTER

	Score	Time Poss	First Downs				Efficiencies	
			R	P	X	T	3 Down	4 Down
Baltimore Ravens	0	7:16	3	0	1	4	0/1	0/0
Jacksonville Jaguars	37	7:44	2	3	1	6	0/2	1/1

Fourth Quarter

9/24/2017

Play By Play

Jacksonville Jaguars continued.

1-3-BLT 3 (15:00) **T.Shatley reported in as eligible. L.Fournette left tackle for 3 yards, TOUCHDOWN.**
 J.Myers extra point is GOOD, Center-M.Overton, Holder-B.Nortman.

R23

BLT 0 JAX 44, 7 plays, 85 yards, 1 penalty, 3:28 drive, 0:04 elapsed

J.Myers kicks 65 yards from JAX 35 to end zone, Touchback.

Baltimore Ravens at 14:56

1-10-BLT 25 (14:56) R.Mallett pass incomplete deep left to M.Wallace.
PENALTY on BLT-N.Boyle, Illegal Motion, 5 yards, enforced at BLT 25 - No Play.

1-15-BLT 20 (14:50) (Shotgun) A.Collins left end to BLT 30 for 10 yards (E.Ankou).

2-5-BLT 30 (14:14) J.Allen right guard to BLT 34 for 4 yards (T.Smith).

3-1-BLT 34 (13:34) J.Allen right guard to BLT 36 for 2 yards (D.Fowler). R6

1-10-BLT 36 (12:59) (Shotgun) R.Mallett pass incomplete short middle to M.Wallace.

2-10-BLT 36 (12:55) (Shotgun) A.Collins up the middle to BLT 42 for 6 yards (M.Jack).

3-4-BLT 42 (12:13) (Shotgun) R.Mallett pass short right to J.Allen to BLT 48 for 6 yards (T.Smith). P7

1-10-BLT 48 (11:34) (Shotgun) J.Allen left guard to 50 for 2 yards (T.Gipson).

2-8-50 (11:06) (Shotgun) R.Mallett pass short right to C.Matthews to JAX 42 for 8 yards (A.Colvin). P8

1-10-JAX 42 (10:30) (Shotgun) A.Collins right guard to JAX 40 for 2 yards (Y.Ngakoue).

2-8-JAX 40 (9:54) (Shotgun) R.Mallett pass incomplete deep right to C.Moore.

3-8-JAX 40 (9:49) (Shotgun) R.Mallett pass incomplete short left to J.Maclin.

4-8-JAX 40 (9:45) (Shotgun) R.Mallett pass short right to J.Allen to JAX 37 for 3 yards (T.Smith).

Jacksonville Jaguars at 9:34

1-10-JAX 37 (9:34) C.Ivory right guard to JAX 40 for 3 yards (W.Henry).

2-7-JAX 40 (8:51) C.Henne pass incomplete short right to T.Bohanon (K.Correa).

3-7-JAX 40 (8:45) (Shotgun) C.Henne pass incomplete short middle to K.Cole [M.Judon].

4-7-JAX 40 (8:40) (Punt formation) B.Nortman punts 36 yards to BLT 24, Center-M.Overton, fair catch by M.Campanaro.

Baltimore Ravens at 8:33

1-10-BLT 24 (8:33) (Shotgun) A.Collins right tackle to BLT 33 for 9 yards (P.Thompson).

2-1-BLT 33 (7:55) (Shotgun) A.Collins right guard to JAX 49 for 18 yards (D.Smoot). R9

1-10-JAX 49 (7:11) (Shotgun) R.Mallett pass short right to M.Wallace ran ob at JAX 43 for 6 yards (T.Patmon).

2-4-JAX 43 (6:36) J.Allen left guard to JAX 43 for no gain (E.Ankou).

3-4-JAX 43 (6:12) R.Mallett pass incomplete deep left to M.Wallace.
PENALTY on JAX-T.Smith, Defensive 12 On-field, 5 yards, enforced at JAX 43 - No Play. X10

1-10-JAX 38 (6:06) (Shotgun) R.Mallett pass short right to N.Boyle to JAX 31 for 7 yards (T.Patmon).

2-3-JAX 31 (5:33) A.Collins left end to JAX 12 for 19 yards (P.Posluszny). R11

1-10-JAX 12 (4:53) M.Campanaro right end to JAX 5 for 7 yards (B.Brown).

2-3-JAX 5 (4:10) J.Allen left tackle to JAX 6 for -1 yards (P.Posluszny).

3-4-JAX 6 (3:31) **R.Mallett pass short right to B.Watson for 6 yards, TOUCHDOWN.** P12
 J.Tucker extra point is GOOD, Center-M.Cox, Holder-S.Koch.

BLT 7 JAX 44, 9 plays, 76 yards, 1 penalty, 5:09 drive, 11:36 elapsed

J.Tucker kicks 61 yards from BLT 35 to JAX 4. K.Cole ran ob at JAX 16 for 12 yards (C.Matthews).

Jacksonville Jaguars at 3:24, (1st play from scrimmage 3:20)

1-10-JAX 16 (3:20) C.Grant right tackle to JAX 16 for no gain (C.Davis).

2-10-JAX 16 (2:37) C.Grant right guard to JAX 24 for 8 yards (M.Judon).

Two-Minute Warning

3-2-JAX 24 (2:00) *PENALTY on BLT-C.Davis, Neutral Zone Infraction, 5 yards, enforced at JAX 24 - No Play.* X24

1-10-JAX 29 (2:00) C.Grant right guard to JAX 34 for 5 yards (C.Mosley).

2-5-JAX 34 (1:16) C.Henne kneels to JAX 33 for -1 yards.

3-6-JAX 33 (:37) C.Henne kneels to JAX 32 for -1 yards.

Baltimore Ravens vs Jacksonville Jaguars at Wembley Stadium

END OF QUARTER

	Time	First Downs				Efficiencies		
Score	Poss	R	P	X	T	3 Down	4 Down	
Baltimore Ravens	7	10:31	3	3	1	7	3/4	0/1
Jacksonville Jaguars	44	4:29	1	0	1	2	0/2	0/0

Miscellaneous Statistics Report

Baltimore Ravens vs Jacksonville Jaguars
9/24/2017 at Wembley Stadium

Ten Longest Plays for Baltimore Ravens

Yards	Qtr	Play Start	Play Description
19	4	2-3-JAX 31	(5:33) A.Collins left end to JAX 12 for 19 yards (P.Posluszny).
18	4	2-1-BLT 33	(7:55) (Shotgun) A.Collins right guard to JAX 49 for 18 yards (D.Smoot).
16	3	2-8-BLT 27	(7:03) (Shotgun) A.Collins right end to BLT 43 for 16 yards (D.Smoot).
15	3	1-10-BLT 25	(9:42) (Shotgun) J.Flacco pass incomplete short left to M.Wallace. PENALTY on JAX-Y.Ngakoue, Unnecessary Roughness, 15 yards, enforced at BLT 25.
10	3	1-10-BLT 5	(11:48) T.West left guard to BLT 15 for 10 yards (M.Jackson).
10	4	1-15-BLT 20	(14:50) (Shotgun) A.Collins left end to BLT 30 for 10 yards (E.Ankou).
9	4	1-10-BLT 24	(8:33) (Shotgun) A.Collins right tackle to BLT 33 for 9 yards (P.Thompson).
8	3	2-26-BLT 27	(4:51) (Shotgun) J.Flacco pass short right to J.Maclin ran ob at BLT 35 for 8 yards (B.Church).
8	4	2-8-50	(11:06) (Shotgun) R.Mallett pass short right to C.Matthews to JAX 42 for 8 yards (A.Colvin).
7	3	2-2-BLT 48	(8:59) T.West right guard to JAX 45 for 7 yards (C.Campbell).

Ten Longest Plays for Jacksonville Jaguars

Yards	Qtr	Play Start	Play Description
62	3	4-1-JAX 35	(:23) (Punt formation) Direct snap to C.Grant. C.Grant right end pushed ob at BLT 7 for 58 yards (C.Clark).
35	1	2-8-JAX 39	(12:59) (Shotgun) B.Bortles pass deep right to M.Lee pushed ob at BLT 26 for 35 yards (B.Carr).
30	3	2-8-BLT 30	(9:49) B.Bortles pass deep middle to M.Lewis for 30 yards, TOUCHDOWN.
18	3	2-13-JAX 22	(13:43) (Shotgun) B.Bortles pass short right to C.Grant to JAX 40 for 18 yards (P.Onwuasor) [Z.Smith].
17	1	1-10-BLT 17	(3:39) B.Bortles pass short right to M.Lewis for 17 yards, TOUCHDOWN. On the play action pass Bortles finds Lewis for the
15	1	1-10-BLT 45	(5:00) L.Fournette right tackle to BLT 30 for 15 yards (E.Wedde).
14	1	3-10-BLT 26	(11:18) (Shotgun) B.Bortles pass short right to C.Ivory to BLT 12 for 14 yards (T.Jefferson).
14	1	2-5-JAX 41	(5:42) (Shotgun) B.Bortles pass short left to M.Lee to BLT 45 for 14 yards (J.Smith).
13	1	1-10-BLT 30	(4:23) B.Bortles pass short right to K.Cole to BLT 17 for 13 yards (J.Smith).
12	2	1-10-JAX 41	(1:40) (No Huddle, Shotgun) B.Bortles pass short middle to J.O'Shaughnessy to BLT 47 for 12 yards (T.Jefferson). BLT-

Touchdown Scoring Information

		Offense	Defense	Special Teams
VISITOR	Baltimore Ravens	1	0	0
HOME	Jacksonville Jaguars	5	0	0

Player Scoring Information

Club	Player	TD	Rush TD	Rec TD	KO TD	Punt TD	Int TD	Fum TD	Misc TD	FG	XP	2Pt Rush	2Pt Rec	Sfty	Points
BLT	B.Watson	0	0	1	0	0	0	0	0	0	0	0	0	0	6
BLT	J.Tucker	0	0	0	0	0	0	0	0	0	1	0	0	0	1
JAX	M.Lewis	0	0	3	0	0	0	0	0	0	0	0	0	0	18
JAX	J.Myers	0	0	0	0	0	0	0	0	3	5	0	0	0	14
JAX	L.Fournette	0	1	0	0	0	0	0	0	0	0	0	0	0	6
JAX	A.Hurns	0	0	1	0	0	0	0	0	0	0	0	0	0	6

Possession Detail

	First Half		Second Half		Game	
	Visitor	Home	Visitor	Home	Visitor	Home
Largest Lead	0	23	0	44	0	44
Drives Leading	0	6	0	6	0	12
Time of Possession Leading	0:00	17:23	0:00	12:13	0:00	29:36
Largest Deficit	-23	0	-44	0	-44	0
Drives Trailing	6	0	5	0	11	0
Time of Possession Trailing	6:42	0:00	17:47	0:00	24:29	0:00
Times Score Tied Up		0		0		0
Lead Changes		1		0		1

Playtime Percentage

Percent of playtime per player on offense, defense and special teams

Baltimore Ravens					Jacksonville Jaguars				
		Offense	Defense	Special Teams			Offense	Defense	Special Teams
R Stanley	T	58 100%		1 3%	J Parnell	T	73 100%		8 26%
J Hurst	G	58 100%		1 3%	P Omameh	G	73 100%		8 26%
R Jensen	C	58 100%		1 3%	A Cann	G	73 100%		8 26%
A Howard	T	58 100%		1 3%	B Linder	C	65 89%		8 26%
M Wallace	WR	50 86%			B Bortles	QB	64 88%		
M Skura	C	43 74%		1 3%	C Robinson	T	64 88%		
N Boyle	TE	40 69%		10 32%	M Lee	WR	49 67%		7 23%
B Watson	TE	40 69%		1 3%	A Hurns	WR	44 60%		1 3%
J Maclin	WR	36 62%			M Lewis	TE	39 53%		9 29%
J Flacco	QB	35 60%			K Cole	WR	37 51%		14 45%
B Perriman	WR	35 60%			L Fournette	RB	37 51%		
J Allen	RB	34 59%		8 26%	T Bohanon	FB	36 49%		20 65%
R Mallett	QB	23 40%			B Koyack	TE	35 48%		1 3%
M Campanaro	WR	15 26%		5 16%	C Ivory	RB	25 34%		
J Eluemunor	G	15 26%			J O'Shaughnessy	TE	22 30%		20 65%
A Collins	RB	10 17%		14 45%	A Benn	WR	16 22%		19 61%
T West	RB	10 17%			C Grant	RB	12 16%		19 61%
C Matthews	WR	7 12%		22 71%	T Shatley	C	11 15%		8 26%
C Moore	WR	7 12%		11 35%	M McCaffrey	WR	10 14%		
P Ricard	NT	6 10%	5 7%	9 29%	J Wells	T	9 12%		8 26%
C Mosley	LB		73 100%	8 26%	C Henne	QB	9 12%		
E Weddle	FS		73 100%		T Smith	LB		53 91%	3 10%
T Jefferson	SS		69 95%	7 23%	T Gipson	FS		49 84%	3 10%
M Pierce	NT		64 88%	8 26%	M Jack	LB		48 83%	4 13%
J Smith	CB		60 82%		B Church	SS		48 83%	4 13%
B Carr	CB		59 81%		A Bouye	CB		48 83%	3 10%
T Suggs	LB		51 70%		J Ramsey	CB		48 83%	1 3%
C Davis	NT		48 66%	8 26%	Y Ngakoue	DE		39 67%	4 13%
W Henry	DT		46 63%	9 29%	A Colvin	CB		37 64%	3 10%
M Judon	LB		43 59%	20 65%	C Campbell	DE		32 55%	12 39%
Z Smith	LB		43 59%	8 26%	S Day	DT		29 50%	3 10%
P Onwuasor	LB		40 55%	21 68%	M Jackson	DT		29 50%	
L Webb	FS		28 38%	1 3%	D Fowler	DE		28 48%	
K Correa	LB		23 32%	29 94%	E Ankou	NT		27 47%	
M Humphrey	CB		23 32%	14 45%	D Smoot	DE		26 45%	8 26%
B Urban	DE		19 26%	2 6%	P Posluszny	LB		26 45%	6 19%
A Levine	SS		16 22%	30 97%	A Jones	NT		21 36%	4 13%
T Williams	LB		10 14%		P Thompson	FS		10 17%	19 61%
T Bowser	LB		8 11%	13 42%	J Wilson	SS		10 17%	19 61%
C Clark	FS		1 1%	30 97%	L Pitts	CB		10 17%	16 52%
V Mayle	TE			22 71%	B Brown	LB		10 17%	15 48%
S Koch	P			8 26%	T Patmon	CB		10 17%	1 3%
M Cox	LS			8 26%	J Myers	K			17 55%
T McRae	CB			6 19%	D Payne	LB			14 45%
J Tucker	K			3 10%					

L Bowanko

C

1

3% B Nortman

P

12 39%

M Overton

LS

12 39%



TEAM GAME-BY-GAME STATISTICS
REGULAR SEASON WEEK 4 AT NEW YORK JETS

JACKSONVILLE JAGUARS 1995 OFFENSE GAME-BY-GAME

Wk.	Date	Opp	FIRST DOWNS					3 RD	TOT. OFFENSE		RUSHING		PASSING				PUNTS		FUM.				T.O.P.								
			Tot	Run	Pass	Pen	Down		Yards	Plays	Avg.	Yards	Att.	Avg.	Sacks	Gross	Att./ Cmp./ Int.	Avg.	Yards	Lost	Phs.	TD		Rn	Ps	Rt	Sfty	PAT	2PT	FGs	
1	9/ 3	vs HOU	[L]	10	6	4	0	2/12	146	52	2.8	2.8	101	22	4.6	45	4-24	69	26/ 10/ 1	8-43.1	6-30	2-1	3	0	0	0	0	0/0	-	1/2	24:16
2	9/10	at CIN	[L]	14	5	8	1	7/17	259	66	3.9	3.9	119	29	4.1	140	7-39	179	30/ 12/ 1	6-41.5	7-59	1-1	17	2	1	1	0	2/2	-	1/1	29:58
3	9/17	at NYJ	[L]	20	11	6	3	7/17	251	74	3.4	3.4	146	35	4.2	105	6-33	138	33/ 15/ 1	6-46.5	8-44	3-2	10	1	0	1	0	1/1	-	1/1	27:48
4	9/24	vs GB	[L]	13	2	10	1	5/15	201	57	3.5	3.5	76	23	3.3	125	5-31	156	29/ 16/ 0	8-45.4	8-52	0-0	14	2	0	2	0	2/2	-	0/0	26/09
5	10/ 1	at HOU	[W]	16	5	7	4	1/8	219	50	4.4	4.4	68	20	3.4	151	3-23	174	27/ 15/ 1	5-46.2	7-58	2-2	17	2	1	1	0	2/2	-	1/1	25/52
6	10/ 8	vs PIT	[W]	17	6	10	1	3/14	267	63	4.2	4.2	96	29	3.3	171	4-18	189	30/ 17/ 0	8-48.5	5-86	1-0	20	2	1	1	0	2/2	-	2/2	32/06
7	10/15	vs CHI	[L]	26	7	16	3	6/13	409	72	5.7	5.7	121	23	5.3	288	1-14	302	48/ 30/ 1	1-55.0	8-51	0-0	27	3	0	3	0	3/3	-	2/4	31:10
8	10/22	at CLE	[W]	24	12	9	3	12/17	315	74	4.3	4.3	159	45	3.5	156	1-8	164	28/ 16/ 1	3-37.0	10-64	2-1	23	3	1	1	1	2/3	-	1/1	32:24
9	10/29	at PIT	[L]	14	4	9	1	2/14	229	60	3.8	3.8	84	20	4.2	145	7-44	189	33/ 18/ 0	9-41.0	8-67	2-1	7	1	0	1	0	1/1	-	0/0	28:36
11	11/12	vs SEA	[L]	19	10	6	3	2/7	266	51	5.2	5.2	161	28	5.8	105	3-16	121	20/ 13/ 1	3-46.3	9-75	2-1	30	3	2	1	0	3/3	-	3/3	25:57
12	11/19	at TB	[L]	19	6	12	1	5/13	350	59	5.9	5.9	87	23	3.8	263	3-10	273	33/ 24/ 1	6-41.8	6-42	1-0	16	2	1	1	0	1/1	-	2/4	30:26
13	11/26	vs CIN	[L]	18	4	13	1	4/12	295	58	5.1	5.1	78	20	3.9	217	4-28	245	34/ 18/ 1	4-46.0	8-104	4-1	13	1	0	1	0	1/1	-	2/4	30:26
14	12/ 3	at DEN	[L]	13	2	11	0	3/12	260	52	5.0	5.0	69	21	3.3	191	3-7	198	28/ 15/ 1	5-43.2	10-67	1-1	23	3	0	1	2	2/2	0/1	1/1	28:43
15	12/10	vs IND	[L]	27	7	16	4	7/13	424	66	6.4	6.4	126	25	5.0	298	2-14	312	39/ 26/ 1	2-42.5	6-55	1-1	31	4	1	3	0	4/4	-	1/2	31:18
16	12/17	at DET	[L]	15	7	6	2	5/11	235	51	4.6	4.6	109	20	5.5	126	3-34	160	28/ 13/ 4	3-45.3	8-67	1-1	0	0	0	0	0	0/0	-	0/1	23:59
17	12/24	vs CLE	[W]	18	6	11	1	3/10	373	57	6.5	6.5	105	27	3.9	268	1-7	275	29/ 17/ 0	5-38.0	7-49	0-0	24	2	1	1	0	1/1	1/1	3/3	28:08
Totals	4-12	283	100	154	29	74/205	4,495	962	4.7	1,705	410	4.2	2,790	57-354	3,144	495/ 275/ 15	82-43.8	121-970	23-13	275	31	9	19	3	0	27/28	1/3	20/27	28:37		

JACKSONVILLE JAGUARS 1995 DEFENSE GAME-BY-GAME

Wk.	Date	Opp	FIRST DOWNS					3 RD	TOT. OFFENSE		RUSHING		PASSING				PUNTS		FUM.				T.O.P.								
			Tot	Run	Pass	Pen	Down		Yards	Plays	Avg.	Yards	Att.	Avg.	Sacks	Gross	Att./ Cmp./ Int.	Avg.	Yards	Lost	Phs.	TD		Rn	Ps	Rt	Sfty	PAT	2PT	FGs	
1	9/ 3	vs HOU	[L]	14	8	6	0	6/16	240	64	3.8	3.8	160	41	3.9	80	0-0	80	23/ 13/ 0	9-44.4	10-69	3-1	10	1	0	1	0	1/1	-	1/1	35:44
2	9/10	at CIN	[L]	17	5	11	1	6/14	346	63	5.5	5.5	118	30	3.9	228	3-19	247	30/ 20/ 0	4-40.3	6-49	2-2	24	3	1	2	0	3/3	-	1/2	30:02
3	9/17	at NYJ	[L]	23	3	18	2	7/15	375	69	5.4	5.4	79	26	3.0	296	0-0	296	43/ 27/ 1	5-39.0	5-46	0-0	27	3	0	3	0	3/3	-	2/2	32:12
4	9/24	vs GB	[L]	16	5	10	1	9/16	322	61	5.3	5.3	129	29	4.4	193	2-9	202	30/ 20/ 1	4-49.0	9-70	2-0	24	3	1	2	0	3/3	-	1/2	33:51
5	10/ 1	at HOU	[W]	19	9	9	1	11/19	297	77	3.9	3.9	91	28	3.3	206	2-19	225	47/ 27/ 1	4-44.8	7-70	3-2	16	1	0	1	0	1/1	-	3/4	34:08
6	10/ 8	vs PIT	[W]	16	4	9	3	3/13	350	58	6.0	6.0	68	23	3.0	282	0-0	282	35/ 19/ 0	5-42.0	5-35	3-1	16	1	0	1	0	1/1	-	3/3	27:54
7	10/15	vs CHI	[L]	23	9	13	1	8/14	380	62	6.1	6.1	135	33	4.1	245	0-0	245	29/ 17/ 0	1-29.0	4-46	0-0	30	3	0	3	0	3/3	-	3/3	28:50
8	10/22	at CLE	[W]	20	3	14	3	6/12	387	59	6.6	6.6	89	24	3.7	298	1-1	299	34/ 20/ 2	2-40.5	6-66	2-2	15	1	0	1	0	0/0	0/1	3/3	27:36
9	10/29	at PIT	[L]	20	9	9	2	3/10	316	58	5.4	5.4	138	33	4.2	178	0-0	178	25/ 17/ 0	6-37.2	6-59	2-1	24	3	1	2	0	3/3	-	1/1	31:24
11	11/19	vs SEA	[L]	26	12	12	2	8/14	481	73	6.6	6.6	246	40	6.2	235	2-9	244	31/ 18/ 1	3-48.0	10-129	1-0	47	6	4	2	0	6/6	-	1/1	34:05
12	11/19	at TB	[L]	17	11	5	1	2/9	246	54	4.6	4.6	145	33	4.4	101	1-2	103	20/ 9/ 0	6-45.5	2-20	0-0	17	2	2	0	0	2/2	-	1/1	29:00
13	11/26	vs CIN	[L]	21	7	12	2	6/13	323	66	4.9	4.9	113	27	4.2	210	0-0	210	39/ 19/ 3	4-42.8	14-98	0-0	17	2	1	1	0	2/2	-	1/1	29:34
14	12/ 3	at DEN	[L]	20	7	13	0	8/13	397	67	5.9	5.9	111	33	3.4	286	0-0	286	34/ 22/ 1	3-29.0	2-10	2-2	31	4	0	4	0	4/4	-	1/1	31:17
15	12/10	vs IND	[L]	15	9	6	0	8/13	219	52	4.2	4.2	91	35	2.6	128	1-1	129	16/ 9/ 0	2-43.0	6-72	0-0	41	5	2	2	1	5/5	-	2/2	28:42
16	12/17	at DET	[L]	28	11	13	4	7/14	386	71	5.4	5.4	156	41	3.8	230	2-3	233	28/ 19/ 0	1-28.0	3-51	1-1	44	5	3	2	0	5/5	-	3/3	36:01
17	12/24	vs CLE	[W]	26	9	17	0	9/17	450	76	5.9	5.9	134	28	4.8	316	3-9	325	45/ 28/ 3	2-50.5	7-70	1-1	21	3	2	1	0	3/3	-	0/1	31:52
Totals	4-12	320	121	177	22	107/222	5,515	1,050	5.4	2,003	504	4.0	3,512	17-72	3,584	509/ 304/ 13	61-42.0	102-958	22-11	404	46	17	28	1	0	45/45	0/1	27/31	31:23		

JACKSONVILLE JAGUARS 1998 OFFENSE GAME-BY-GAME

Wk.	Date	Opp	FIRST DOWNS			3 RD			TOT. OFFENSE			RUSHING			PASSING			PUNTS			FUM.			Tot.								
			Tot	Run	Pass	Pen	DOWN	Yards	Plays	Avg.	Yards	Att.	Avg.	Net	Sacks	Gross	Att./	Cmp./	Int.	Avg.	Yards	Lost	Pts.		TD							
1	9/6	at CHI	[W]	21	10	11	0	7/14	367	69	5.3	160	33	4.8	207	35/	22/	2	5-43.0	3-26	4-1	24	3	1	2	0	0	3/3	-	1/1	29:50	
2	9/13	vs KC	[W]	19	9	7	3	6/12	256	58	4.5	145	38	4.0	111	126	18/	11/	0	4-36.8	6-44	0-0	21	3	1	1	1	0	3/3	-	0/2	29:44
3	9/20	vs BAL	[W]	21	4	16	1	4/14	519	69	7.5	154	32	4.8	365	376	34/	25/	0	8-38.0	8-60	1-1	24	3	1	2	0	0	3/3	-	1/2	33:51
4	9/27	at TEN	[W]	19	6	10	3	8/15	297	67	4.4	148	37	4.0	149	155	28/	17/	2	3-51.3	10-72	1-1	27	3	1	2	0	0	3/3	-	2/2	32:54
6	10/12	vs MIA	[W]	12	5	6	1	2/10	385	43	9	186	23	8.1	199	213	18/	12/	1	7-44.7	8-86	1-0	28	4	2	2	0	0	4/4	-	0/1	20:54
7	10/18	at BUF	[L]	16	7	9	0	7/16	238	65	3.7	134	34	3.9	104	119	28/	16/	0	5-52.4	8-58	1-0	16	1	1	0	0	1/1	-	3/3	34:02	
8	10/25	at DEN	[L]	24	5	18	1	5/14	348	69	5	66	16	4.1	282	353	46/	28/	0	4-39.5	9-56	2-1	24	3	0	3	0	0	3/3	-	1/2	26:13
9	11/ 1	at BAL	[W]	20	8	10	2	5/10	364	56	6.5	111	32	3.5	253	258	22/	15/	1	3-45.0	10-73	0-0	45	6	2	2	2	0	6/6	-	1/1	28:04
10	11/ 8	vs CIN	[W]	14	9	5	0	4/13	272	55	4.9	137	32	4.2	135	146	21/	9/	0	5-46.2	9-58	1-1	24	3	1	1	1	0	3/3	-	1/1	24:10
11	11/15	vs TB	[W]	18	8	10	0	7/16	374	68	5.5	144	28	5.1	230	248	37/	22/	0	6-50.3	8-58	1-0	29	3	3	0	0	2/2	0/1	3/3	31:11	
12	11/22	at PIT	[L]	17	6	10	1	9/16	301	69	4.4	97	26	3.7	204	212	42/	18/	3	6-49.8	5-30	1-1	15	2	1	1	0	0	1/1	1/1	0/0	25:16
13	11/29	at CIN	[W]	16	1	14	1	7/17	322	65	5	79	29	2.7	243	244	35/	19/	0	6-45.5	7-51	0-0	34	4	0	4	0	0	4/4	-	2/2	29:25
14	12/ 6	vs DET	[W]	24	12	8	4	8/13	426	68	6.3	205	43	4.8	221	228	24/	15/	0	2-40.5	7-45	0-0	37	4	2	2	0	0	4/4	-	3/3	35:39
15	12/13	vs TEN	[L]	15	4	9	2	4/12	241	54	4.5	69	23	3.0	172	178	29/	18/	1	6-50.7	9-65	1-0	13	1	1	0	0	0	1/1	-	2/2	29:51
16	12/20	at MIN	[L]	15	9	3	3	3/13	207	59	3.5	138	28	4.9	69	88	27/	12/	2	8-43.6	7-56	3-2	10	1	0	1	0	0	1/1	-	1/1	26:28
17	12/28	vs PIT	[W]	16	8	7	1	8/15	297	55	5.4	129	33	3.9	168	192	19/	10/	0	7-42.4	7-60	1-0	21	3	2	1	0	0	3/3	-	0/0	26:13
Totals	11-5	287	111	153	23	94/220	5,214	989	5.3	2,102	487	4.3	3,112	3,343	269/	12	85-45.0	121-898	18-8	392	47	19	24	4	0	45/45	1/2	21/26	28-59			
WC	1/3	vs NE	[W]	17	6	9	2	7/18	308	73	4.2	160	37	4.3	148	161	34/	14/	0	6-44.8	25	2-0	25	2	1	1	0	0	1/1	0/1	4/4	30:00
DIV	1/10	at NYJ	[L]	14	5	8	1	4/12	251	53	4.7	95	22	4.3	156	156	31/	12/	3	3-37.0	24	1-1	24	3	0	3	0	0	3/3	-	1/1	20:44

JACKSONVILLE JAGUARS 1998 DEFENSE GAME-BY-GAME

Wk.	Date	Opp	FIRST DOWNS			3 RD			TOT. OFFENSE			RUSHING			PASSING			PUNTS			FUM.			Tot.								
			Tot	Run	Pass	Pen	DOWN	Yards	Plays	Avg.	Yards	Att.	Avg.	Net	Sacks	Gross	Att./	Cmp./	Int.	Avg.	Yards	Lost	Pts.		TD							
1.	9/6	at CHI	[W]	16	9	6	1	5/13	321	61	5.3	132	34	3.9	189	189	27/	16/	0	4-45.5	4-26	2-2	23	2	1	0	1	0	2/2	-	3/4	30:10
2	9/13	vs KC	[W]	23	7	14	2	3/11	364	64	5.7	111	25	4.4	253	263	37/	23/	0	4-43.3	5-54	3-2	16	1	1	0	0	0	1/1	-	3/3	30:16
3	9/20	vs BAL	[W]	11	3	8	0	2/15	313	61	5.1	81	25	3.2	232	248	34/	17/	1	10-49.1	7-54	0-0	10	1	0	1	0	0	1/1	-	1/1	26:09
4	9/27	at TEN	[W]	15	4	9	2	5/13	219	57	3.8	40	20	2.0	179	208	33/	17/	2	3-50.3	9-73	3-1	22	2	0	2	0	0	1/1	0/1	3/3	27:06
6	10/12	vs MIA	[W]	25	7	16	2	6/14	374	79	4.7	67	28	2.4	307	323	49/	30/	1	6-41.7	11-89	1-1	21	3	1	2	0	0	3/3	-	0/1	39:06
7	10/18	at BUF	[L]	22	7	12	3	8/15	337	63	5.3	110	23	4.8	227	228	39/	18/	0	5-39.2	6-53	1-1	17	2	1	1	0	0	2/2	-	1/1	25:58
8	10/25	at DEN	[L]	24	10	12	2	6/14	465	71	6.5	170	36	4.7	295	295	35/	21/	0	3-41.7	8-54	0-0	37	4	3	1	0	0	4/4	-	3/3	33:47
9	11/ 1	at BAL	[W]	22	6	14	2	5/10	357	59	6.1	126	23	5.5	231	243	34/	27/	1	4-32.5	9-70	5-4	19	3	0	3	0	0	1/1	0/2	0/0	31:56
10	11/ 8	vs CIN	[W]	19	5	12	2	4/16	318	71	4.5	118	27	4.4	200	235	40/	24/	1	6-41.2	4-40	4-1	11	1	0	1	0	0	0/0	1/1	1/1	35:50
11	11/15	vs TB	[W]	13	8	5	0	4/13	343	59	5.8	157	33	4.8	186	194	24/	10/	2	6-45.8	7-52	1-1	24	3	0	3	0	0	3/3	-	1/1	28:49
12	11/22	at PIT	[L]	18	5	13	0	9/18	329	70	4.7	121	34	3.6	208	208	36/	25/	0	7-36.9	3-25	0-0	30	3	0	1	2	0	3/3	-	3/3	34:44
13	11/29	at CIN	[W]	20	6	12	2	5/15	355	68	5.2	131	24	5.5	224	234	43/	24/	2	4-49.8	3-27	3-2	17	2	1	1	0	0	2/2	-	1/2	30:35
14	12/ 6	vs DET	[W]	16	3	12	1	6/15	332	60	5.5	120	22	5.5	212	250	33/	14/	0	3-39.3	9-76	0-0	22	2	0	2	0	0	1/1	0/1	3/4	24:21
15	12/13	vs TEN	[L]	20	7	13	0	6/15	354	68	5.2	131	27	4.9	223	232	39/	22/	1	4-48.3	9-73	1-1	16	1	0	1	0	0	1/1	-	3/3	30:09
16	12/20	at MIN	[L]	25	11	12	2	4/12	417	71	5.9	180	33	5.5	237	244	37/	20/	0	5-48.6	8-108	0-0	50	6	1	4	1	0	5/5	0/1	3/3	33:32
17	12/28	vs PIT	[W]	20	10	8	2	3/13	361	75	4.8	205	36	5.7	156	174	37/	17/	2	4-41.0	7-79	1-1	3	0	0	0	0	0	0/0	-	1/2	33:47
Totals	11-5	309	108	178	23	81/222	5,559	1,057	5.3	2,000	450	4.4	3,559	3,768	577/	325/	13	78-43.5	109-953	25-17	338	36	9	23	4	0	30/30	1/6	30/35	31:01		
WC	1/ 3	vs NE	[W]	14	3	11	0	5/15	206	65	3.2	35	19	1.8	171	190	44/	21/	1	8-47.3	6-50	4-2	10	1	1	0	0	1/1	-	1/1	28:00	
DIV	1/10	at NYJ	[L]	29	11	17	1	10/14	429	77	5.6	151	39	3.9	278	284	36/	24/	1	2-34.5	5-38	2-2	34	4	3	1	0	0	4/4	-	2/2	39:16

JACKSONVILLE JAGUARS 1999 OFFENSE GAME-BY-GAME

Wk.	Date	Opp	FIRST DOWNS				3 RD				TOT. OFFENSE			RUSHING			PASSING			PUNTS			FUM.			Tot.								
			Tot	Run	Pass	Pen	DOWN	Yards	Plays	Avg.	Yards	Att.	Avg.	Net	Sacks	Gross	Att./	Cmp./	Int.	Avg.	Yards	Pen.	Lost	Pts.	TD	Rn	Ps	Rt	Sfty	PAT	2PT	FGs	T.O.P.	
1	9/12	vs SF	[W]	18	7	11	0	2/13	344	67	5.1	247	2-18	265	31/	22/	0	5-43.4	6-57	0-0	41	4	1	1	2	0	0	0	3/3	1/1	4/4	35:02		
2	9/19	at CAR	[W]	27	12	14	1	7/16	414	80	5.2	200	2-14	214	32/	20/	0	3-47.7	5-35	1-1	22	2	2	0	0	0	0	1/1	0/1	3/4	38:09			
3	9/26	vs TEN	[L]	22	7	14	1	6/16	369	75	4.2	232	0-0	232	42/	22/	3	5-45.8	9-79	2-1	19	2	0	1	1	1	1	2/2	-	1/1	32:06			
4	10/ 3	at PIT	[W]	13	6	5	2	3/15	204	61	3.3	80	1-5	85	25/	10/	1	8-41.5	5-32	0-0	17	1	0	1	0	2	1/1	-	2/2	28:47				
5	10/11	at NYJ	[W]	16	11	5	0	7/17	322	71	4.5	197	2-18	215	35/	21/	0	7-45.9	7-67	2-1	16	1	1	0	0	0	1/1	-	3/3	32:33				
6	10/17	vs CLE	[W]	21	4	16	1	7/14	325	66	4.9	222	0-0	222	33/	24/	0	4-44.0	7-55	0-0	24	2	1	1	0	0	1/1	1/1	3/3	32:24				
8	10/31	at CIN	[W]	23	10	13	0	6/11	377	64	5.9	194	2-20	214	28/	17/	0	2-44.5	2-16	0-0	41	5	3	2	0	0	5/5	-	2/2	30:01				
9	11/ 7	at ATL	[W]	20	8	12	0	10/19	367	71	5.2	215	3-23	238	34/	19/	0	4-41.8	5-40	1-0	30	3	0	3	0	0	3/3	-	3/4	34:24				
10	11/14	vs BAL	[W]	9	1	6	2	6/19	132	61	2.2	85	6-33	118	29/	20/	0	9-42.6	4-30	1-0	6	0	0	0	0	0	0/0	-	2/3	32:51				
11	11/21	vs NO	[W]	30	9	17	4	3/7	494	62	8.0	355	3-17	372	32/	21/	1	2-26.0	4-50	0-0	41	5	2	2	1	0	5/5	-	2/2	27:52				
12	11/28	at BAL	[W]	24	3	20	1	9/18	388	75	5.2	328	3-10	338	47/	27/	2	6-43.2	8-41	1-1	30	4	1	2	1	0	2/2	2/2	0/0	32:35				
13	12/ 2	vs PIT	[W]	24	7	15	2	7/15	466	73	6.4	298	2-10	308	37/	25/	0	5-29.6	9-98	3-1	20	2	1	1	0	0	2/2	-	2/2	36:06				
14	12/13	vs DEN	[W]	18	9	6	3	4/13	265	60	4.4	104	3-11	115	25/	11/	0	7-41.1	3-20	4-0	27	3	3	0	0	0	3/3	-	2/2	27:35				
15	12/19	at CLE	[W]	20	7	13	0	6/14	442	67	6.6	261	1-6	267	33/	21/	1	3-43.0	4-57	1-1	24	3	2	1	0	0	3/3	-	1/3	31:44				
16	12/26	at TEN	[L]	16	5	8	3	1/9	237	55	4.3	172	4-24	196	33/	12/	3	6-38.5	4-29	1-0	14	2	1	0	1	0	2/2	-	0/0	21:30				
17	1/ 2	vs CIN	[W]	30	10	19	1	8/14	440	77	5.7	305	2-12	317	39/	28/	0	2-48.0	8-49	1-1	24	3	2	1	0	0	3/3	-	1/3	37:37				
Totals				14-2	331	116	194	21	92/230	5,586	1,085	5.1	2,091	514	4.1	3,495	36-221	3,716	535/	320/	11	78-41.8	90-755	18-7	396	42	20	16	6	3	37/37	4/5	31/38	31:57
Div.	1/15	vs MIA	[W]	21	10	10	1	8/16	520	68	7.6	263	2-14	277	20/	12/	1	5-39.0	7-51	1-1	62	8	3	4	1	0	8/8	-	2/3	35:23				
AFC	1/23	vs TEN	[L]	20	5	13	2	3/10	360	64	5.6	216	3-10	226	38/	19/	2	3-45.3	9-100	5-4	14	2	1	1	0	0	2/2	-	0/0	28:24				

JACKSONVILLE JAGUARS 1999 DEFENSE GAME-BY-GAME

Wk.	Date	Opp	FIRST DOWNS				3 RD				TOT. OFFENSE			RUSHING			PASSING			PUNTS			FUM.			Tot.							
			Tot	Run	Pass	Pen	DOWN	Yards	Plays	Avg.	Yards	Att.	Avg.	Net	Sacks	Gross	Att./	Cmp./	Int.	Avg.	Yards	Pen.	Lost	Pts.	TD	Rn	Ps	Rt	Sfty	PAT	2PT	FGs	T.O.P.
1	9/12	vs SF	[W]	11	3	6	2	1/14	203	59	3.4	109	4-32	141	35/	14/	3	8-46.5	2-10	3-2	3	0	0	0	0	0	0/0	-	1/1	24:58			
2	9/19	at CAR	[W]	16	5	11	0	2/9	283	48	5.9	196	4-20	216	26/	16/	1	5-45.0	5-37	0-0	20	3	0	3	0	0	2/2	0/1	0/0	21:51			
3	9/26	vs TEN	[L]	15	2	12	1	4/13	242	60	4.0	191	2-13	204	32/	17/	1	6-37.0	9-82	2-1	20	2	0	2	0	0	2/2	-	2/2	27:54			
4	10/ 3	at PIT	[W]	14	5	8	1	5/16	216	67	3.2	99	4-27	126	32/	15/	1	6-44.3	7-65	4-1	3	0	0	0	0	0/0	-	1/1	31:13				
5	10/11	at NYJ	[W]	13	6	7	0	3/16	230	66	3.5	141	4-23	164	38/	19/	2	7-45.1	2-15	1-0	6	0	0	0	0	0/0	-	2/2	27:27				
6	10/17	vs CLE	[W]	16	4	10	2	7/14	243	55	4.4	130	4-31	161	23/	18/	0	7-35.4	6-55	2-1	7	1	0	1	0	0	1/1	-	0/0	27:36			
8	10/31	at CIN	[W]	14	4	10	0	8/16	300	63	4.8	207	4-21	228	36/	20/	2	4-39.5	4-24	1-1	10	1	0	1	0	0	1/1	-	1/1	29:59			
9	11/ 7	at ATL	[W]	10	1	9	0	4/13	182	50	3.6	140	9-63	203	30/	17/	3	6-36.8	5-34	2-1	7	1	0	1	0	0	1/1	-	0/0	25:36			
10	11/14	vs BAL	[W]	13	4	8	1	2/14	242	61	4.0	154	4-22	176	33/	17/	0	9-37.9	6-29	3-1	3	0	0	0	0	0/0	-	1/1	27:09				
11	11/21	vs NO	[W]	21	8	12	1	6/12	339	58	5.8	233	2-18	251	27/	18/	1	4-43.0	8-42	2-0	23	3	3	0	0	0	2/2	0/1	1/2	32:08			
12	11/28	at BAL	[W]	14	3	11	0	3/12	280	59	4.7	199	3-15	214	34/	17/	1	5-37.8	6-39	4-2	23	2	0	2	0	0	2/2	-	3/3	27:25			
13	12/ 2	vs PIT	[W]	15	3	10	2	1/11	235	57	4.1	172	3-22	194	39/	19/	0	6-52.7	9-76	2-0	6	0	0	0	0	0/0	-	2/2	23:54				
14	12/13	vs DEN	[W]	18	4	13	1	7/14	358	61	5.9	268	1-7	275	33/	21/	2	6-41.5	9-83	4-0	24	3	1	2	0	0	3/3	-	1/1	32:25			
15	12/19	at CLE	[W]	19	5	12	2	7/16	269	67	4.0	197	6-44	241	41/	24/	0	8-42.5	5-40	1-1	14	2	1	1	0	0	2/2	-	0/0	28:16			
16	12/26	at TEN	[L]	26	9	15	2	11/18	476	76	6.3	328	0-0	328	39/	26/	0	4-40.0	4-33	0-0	41	5	0	5	0	0	5/5	-	2/2	38:30			
17	1/ 2	vs CIN	[W]	13	6	5	2	1/7	236	44	5.4	126	3-15	141	23/	13/	2	5-36.2	6-64	0-0	7	1	1	0	0	0	1/1	-	0/0	22:23			
Totals				14-2	248	72	159	17	72/215	4,334	951	4.6	1,444	373	3.9	2,890	57-373	3,263	521/	291/	19	96-41.4	93-728	31-11	217	24	6	18	0	22/22	0/2	17/18	28:03
Div.	1/15	vs MIA	[W]	10	0	6	4	2/13	131	64	2.0	110	5-31	141	41/	16/	2	9-39.6	9-88	6-5	7	1	0	1	0	0	1/1	-	0/0	24:37			
AFC	1/23	vs TEN	[L]	17	8	7	2	3/10	289	58	5.0	112	1-0	112	23/	14/	1	5-39.8	5-39	5-3	33	4	2	1	1	0	4/4	-	1/1	31:36			

JACKSONVILLE JAGUARS 2000 OFFENSE GAME-BY-GAME

Wk.	Date	Opp	FIRST DOWNS				3 RD	TOT. OFFENSE			RUSHING			PASSING			PUNTS			FUM.	Tot. Pts.	TD	Rn	Ps	Rt	Sfty	PAT	2PT	FGs	T.O.P.	
			Tot	Run	Pass	Pen		DOWN	Yards	Plays	Avg.	Yards	Att.	Avg.	Net	Sacks	Gross	Att./	Cmp./												Int.
1	9/3	at CLE	[W]	28	9	19	0	10/16	398	78	5.1	119	40	3.0	279	4-22	301	34/24/0	3-39.0	1-5	1-0	27	3	2	1	0	0	3/3	-	2/2	37:10
2	9/10	at BAL	[L]	22	3	15	4	5/14	421	75	5.6	46	21	2.2	375	4-11	386	50/28/2	3-38.0	10-60	4-2	36	3	0	3	0	0	3/3	-	5/5	31:23
3	9/17	vs CIN	[W]	15	4	9	2	4/16	241	65	3.7	84	29	2.9	157	4-19	176	32/20/1	7-42.3	7-76	0-0	13	1	0	1	0	0	1/1	-	2/3	31:29
4	9/25	at IND	[L]	18	5	12	1	5/14	286	65	4.4	97	24	4.0	189	5-40	229	36/21/2	9-43.2	4-40	1-0	14	2	0	2	0	0	2/2	-	0/0	27:38
5	10/1	vs PIT	[L]	17	1	16	0	5/15	206	68	3.0	26	16	1.6	180	7-45	225	45/23/1	4-50.0	10-75	1-1	13	1	0	1	0	0	1/1	-	2/2	24:50
6	10/8	vs BAL	[L]	22	5	16	1	8/15	348	73	4.8	95	27	3.5	253	3-7	260	43/29/3	5-38.0	6-34	8-3	10	1	1	0	0	0	1/1	-	1/2	31:48
7	10/16	at TEN	[L]	13	4	7	2	4/14	304	58	5.2	143	26	5.5	161	5-35	196	27/18/0	5-44.6	5-40	2-2	13	1	1	0	0	0	1/1	-	2/2	26:53
8	10/22	vs WAS	[L]	21	7	13	1	8/17	385	74	5.2	146	26	5.6	239	6-32	271	42/21/2	5-48.0	5-42	3-2	16	1	0	1	0	0	1/1	-	3/3	32:18
9	10/29	at DAL	[W]	18	8	9	1	7/15	392	62	6.3	161	38	4.2	231	0-0	231	24/20/0	5-43.6	8-50	0-0	23	3	0	3	0	0	2/2	-	1/2	33:36
11	11/12	vs SEA	[L]	24	8	15	1	6/12	437	64	6.8	122	26	4.7	315	5-25	340	33/24/0	4-42.5	7-55	2-1	21	3	2	1	0	0	3/3	-	0/0	30:48
12	11/19	at PIT	[W]	20	11	9	0	6/14	417	70	6.0	240	36	6.7	177	3-13	190	31/17/1	5-42.8	8-55	1-1	34	4	3	1	0	0	4/4	-	2/2	34:20
13	11/26	vs TEN	[W]	16	5	11	0	6/14	334	56	6.0	111	28	4.0	223	3-14	237	25/15/2	3-53.7	4-25	0-0	16	1	0	1	0	0	1/1	-	3/3	29:19
14	12/3	vs CLE	[W]	28	15	11	2	10/18	449	82	5.5	244	47	5.2	205	2-13	218	33/16/0	5-39.2	9-59	0-0	48	6	5	1	0	0	6/6	-	2/2	37:11
15	12/10	vs ARZ	[W]	25	14	10	1	5/12	469	66	7.1	214	45	4.8	255	0-0	255	21/15/0	1-55.0	2-15	0-0	44	5	2	3	0	0	5/5	-	3/3	34:56
16	12/17	at CIN	[L]	17	8	9	0	6/15	276	63	4.4	114	34	3.4	162	1-8	170	28/19/0	8-28.9	6-47	3-1	14	2	1	1	0	0	2/2	-	0/1	37:15
17	12/23	at NYG	[L]	14	2	12	0	5/14	327	61	5.4	70	18	3.9	257	2-5	262	41/23/1	7-42.4	3-25	1-1	25	3	1	2	0	0	2/2	1/1	1/1	25:39
Totals	7-9	318	109	193	16	100/235	5,690	1,080	5.3	2,032	481	4.2	3,658	54-289	3,947	545/333/15	79-41.9	95-703	27-14	367	40	18	22	0	0	38/38	0	38/38	1/1	29/33	31:32

JACKSONVILLE JAGUARS 2000 DEFENSE GAME-BY-GAME

Wk.	Date	Opp	FIRST DOWNS				3 RD	TOT. OFFENSE			RUSHING			PASSING			PUNTS			FUM.	Tot. Pts.	TD	Rn	Ps	Rt	Sfty	PAT	2PT	FGs	T.O.P.	
			Tot	Run	Pass	Pen		DOWN	Yards	Plays	Avg.	Yards	Att.	Avg.	Net	Sacks	Gross	Att./	Cmp./												Int.
1	9/3	at CLE	[W]	9	2	7	0	3/10	249	44	5.7	96	16	6.0	153	1-7	160	27/19/0	5-50.8	3-25	1-1	7	1	0	1	0	0	1/1	-	0/0	22:50
2	9/10	at BAL	[L]	17	4	11	2	3/13	331	61	5.4	89	18	4.9	242	3-20	262	40/23/2	7-41.1	8-65	1-0	39	5	0	5	0	0	4/4	1/1	1/1	28:37
3	9/17	vs CIN	[W]	14	4	7	3	4/17	233	69	3.4	71	23	3.1	162	5-21	183	41/18/2	7-42.0	6-44	3-2	0	0	0	0	0	0/0	-	0/2	28:31	
4	9/25	at IND	[L]	21	4	16	1	5/12	533	64	8.3	93	28	3.3	440	0-0	440	36/23/0	5-47.4	11-90	1-1	43	5	1	4	0	1	5/5	-	2/2	32:22
5	10/1	vs PIT	[L]	22	13	5	4	4/11	332	62	5.4	209	44	4.8	123	2-9	132	16/10/1	3-34.0	7-55	2-2	24	3	3	0	0	0	3/3	-	1/1	35:10
6	10/8	vs BAL	[L]	10	1	9	0	3/17	194	66	2.9	56	25	2.2	138	2-16	154	39/17/0	9-41.9	5-25	1-1	15	0	0	0	0	0	0/0	-	5/5	28:12
7	10/16	at TEN	[L]	18	8	10	0	6/12	409	59	6.9	175	38	4.6	234	0-0	234	21/13/0	3-49.3	10-89	1-1	27	3	1	2	0	0	3/3	-	2/3	33:07
8	10/22	vs WAS	[L]	18	9	8	1	2/9	399	54	7.4	130	30	4.3	269	0-0	269	24/16/1	6-45.0	6-59	1-1	35	5	2	3	0	0	5/5	-	0/0	27:42
9	10/29	at DAL	[W]	22	9	11	2	5/9	325	59	5.5	118	32	3.7	207	2-13	220	25/17/1	3-40.7	7-54	3-2	17	2	1	1	0	0	2/2	-	1/1	30:08
11	11/12	vs SEA	[L]	22	6	12	4	8/15	326	66	4.9	96	32	3.0	230	1-1	231	33/22/0	6-44.8	5-50	3-0	28	4	1	3	0	0	4/4	-	0/0	29:12
12	11/19	at PIT	[W]	15	7	7	1	5/12	302	56	5.4	147	24	6.1	155	5-33	188	27/13/2	4-46.0	4-30	3-3	24	3	2	1	0	0	1/1	1/2	1/2	25:40
13	11/26	vs TEN	[W]	17	6	10	1	6/14	334	57	5.9	117	31	3.8	217	2-11	228	24/13/0	5-38.2	4-40	1-0	13	1	1	0	0	1/1	-	2-3	30:41	
14	12/3	vs CLE	[W]	2	1	0	1	0/12	53	42	1.3	62	18	3.4	-9	6-42	33	18/7/0	12-43.1	9-85	2-1	0	0	0	0	0	0/0	-	0/0	22:49	
15	12/10	vs ARZ	[W]	11	2	9	0	6/13	189	49	3.9	40	19	2.1	149	4-32	181	26/15/1	5-47.8	4-53	0-0	10	1	0	1	0	0	1/1	-	1/2	25:04
16	12/17	at CIN	[L]	15	6	7	2	5/10	263	53	5.0	106	27	3.9	157	4-14	171	22/10/1	5-36.2	6-40	3-3	17	2	1	0	1	0	2/2	-	1/1	22:45
17	12/23	at NYG	[L]	19	3	15	1	9/17	373	73	5.1	80	31	2.6	293	3-28	321	39/22/1	5-29.8	1-10	0-0	28	4	1	2	1	0	4/4	-	0/1	34:21
Totals	7-9	252	85	144	23	74/203	4,845	934	5.2	1,685	436	3.9	3,160	40-247	3,407	458/258/12	90-42.5	96-814	26-18	327	39	14	23	2	1	36/36	2/3	17/24	28:28		

JACKSONVILLE JAGUARS 2001 OFFENSE GAME-BY-GAME

Wk.	Date	Opp	FIRST DOWNS			TOT. OFFENSE			RUSHING			PASSING			PUNTS			FUM.			Tot.									
			Tot	Run	Pass	Pen	DOWN	Yards	Plays	Avg.	Yards	Att.	Avg.	Sacks	Gross	Att./	Cmp./	Int.	Avg.	Yards		Lost	Pts.	TD	Rn	Ps	Rt	Sfty	PAT	2PT
1	9/9	vs PIT	[W]	6	9	1	4/12	299	56	5.3	101	29	3.5	198	1-0	198	26/15/0	6-45.7	4-31	2-20	21	3	0	3	0	0	3/3	-	0/1	28:50
2	9/23	vs TEN	[W]	4	10	2	2/12	329	60	5.5	119	30	4.0	210	3-25	235	27/17/0	5-48.0	3-20	4-2	13	1	1	0	0	0	1/1	-	2/3	30:13
3	9/30	vs CLE	[L]	5	8	1	4/12	259	58	4.5	98	19	5.2	161	2-9	170	37/19/2	6-47.8	8-63	2-0	14	2	0	1	1	0	2/2	-	0/1	24:20
4	10/7	at SEA	[L]	3	14	1	4/14	256	63	4.1	57	21	2.7	199	3-34	233	39/21/0	4-44.5	4-24	3-2	15	1	0	1	0	0	-	0/1	3/4	26:54
6	10/18	vs BUF	[L]	6	7	1	3/10	247	51	4.8	115	21	5.5	132	4-18	150	26/16/2	5-45.0	3-35	2-0	10	1	0	1	0	0	1/1	-	1/1	24:26
7	10/28	at BAL	[L]	4	12	3	3/10	365	55	6.6	81	15	5.4	284	3-22	306	37/25/0	3-43.3	10-70	1-1	17	2	0	2	0	0	2/2	-	1/1	26:16
8	11/4	at TEN	[L]	20	5	13	2/3/9	309	54	5.7	70	17	4.1	239	5-22	261	32/21/1	5-44.2	3-14	2-0	24	3	2	1	0	0	3/3	-	1/1	22:12
9	11/11	vs CIN	[W]	21	9	10	2/3/11	261	60	4.4	97	25	3.9	164	3-25	189	32/20/0	8-44.9	6-32	1-0	30	4	2	2	0	1	4/4	-	0/0	28:08
10	11/18	at PIT	[L]	14	1	10	3/3/11	234	52	4.5	48	16	3.0	186	5-39	225	31/17/0	7-46.6	7-35	4-3	7	1	0	0	1	0	1/1	-	0/1	25:09
11	11/25	vs BAL	[L]	4	14	1	4/12	305	61	5.0	75	19	3.9	230	4-29	259	38/23/0	7-40.4	9-58	1-0	21	3	2	0	1	0	3/3	-	0/1	26:26
12	12/3	vs GB	[L]	20	2	16	2/5/15	348	73	4.8	62	23	2.7	286	5-25	311	45/26/2	6-40.8	13-111	2-2	21	2	0	1	1	0	1/1	1/1	2/3	30:53
13	12/16	at CIN	[W]	17	2	14	1/8/16	255	65	3.9	62	25	2.5	193	8-49	242	32/23/1	7-39.6	7-40	1-0	14	2	0	2	0	0	2/2	-	0/1	31:06
14	12/16	at CLE	[W]	19	8	10	1/8/18	282	76	3.7	128	33	3.9	154	8-48	202	35/20/2	3-44.3	9-85	2-1	15	1	0	1	0	0	0/1	-	3/3	37:13
15	12/23	at MIN	[W]	23	12	11	0/9/14	423	62	6.8	214	37	5.8	209	1-8	217	24/17/0	1-53.0	3-34	0-0	33	3	2	1	0	0	3/3	-	4/4	34:08
16	12/30	vs KC	[L]	22	9	12	1/3/11	431	67	6.4	182	26	7.0	249	4-34	283	37/22/1	4-42.8	5-44	2-2	26	3	2	1	0	1	3/3	-	1/2	27:20
17	1/6	at CHI	[L]	17	5	11	1/4/11	237	56	4.2	91	16	5.7	146	4-43	189	36/19/3	5-35.0	3-14	0-0	13	2	0	2	0	0	1/2	-	0/1	24:47
Totals	6-10	289	85	181	23	70/198	4,840	969	5.0	1,600	372	4.3	3,240	63-430	3670	534/321/14	82-43.6	97-710	29-13	294	34	11	20	3	2	30/32	1/2	18/28	28:01	

JACKSONVILLE JAGUARS 2001 DEFENSE GAME-BY-GAME

Wk.	Date	Opp	FIRST DOWNS			TOT. OFFENSE			RUSHING			PASSING			PUNTS			FUM.			Tot.									
			Tot	Run	Pass	Pen	DOWN	Yards	Plays	Avg.	Yards	Att.	Avg.	Sacks	Gross	Att./	Cmp./	Int.	Avg.	Yards		Lost	Pts.	TD	Rn	Ps	Rt	Sfty	PAT	2PT
1	9/9	vs PIT	[W]	5	9	1	6/16	281	68	4.1	120	28	4.3	161	3-20	181	37/21/2	5-35.4	4-29	5-2	3	0	0	0	0	0	0/0	-	1/1	31:10
2	9/23	vs TEN	[W]	13	5	7	1/1/14	264	62	4.3	87	22	4.0	177	4-38	215	36/21/0	6-47.0	6-65	0-0	6	0	0	0	0	0	0/0	-	2/3	29:47
3	9/30	vs CLE	[L]	19	6	13	0/9/16	321	73	4.4	95	36	2.6	226	3-23	249	34/24/1	5-38.4	5-47	2-2	23	2	1	0	1	0	2/2	-	3/3	35:40
4	10/7	at SEA	[L]	21	9	11	1/4/12	395	61	6.5	185	36	5.1	210	2-9	219	23/15/1	6-39.2	7-60	1-1	24	3	2	1	0	0	3/3	-	1/2	33:06
6	10/18	vs BUF	[L]	19	5	12	2/6/14	317	67	4.7	98	35	2.8	219	2-19	238	30/23/0	4-37.0	5-31	0-0	13	1	0	1	0	0	1/1	-	2/4	35:34
7	10/28	at BAL	[L]	23	7	15	1/6/13	305	68	4.5	114	32	3.6	191	5-31	222	31/23/1	5-32.4	4-34	2-0	18	2	1	1	0	0	0/0	0/2	2/2	33:44
8	11/4	at TEN	[L]	27	10	16	1/9/15	362	71	5.1	146	33	4.4	216	4-25	241	34/27/0	4-57.5	8-48	0-0	28	4	2	2	0	0	4/4	-	0/2	37:48
9	11/11	vs CIN	[W]	18	2	16	0/9/19	352	75	4.7	73	23	3.2	279	4-24	303	48/28/1	7-46.7	10-107	3-0	13	1	1	0	0	0	1/1	-	2/2	31:52
10	11/18	at PIT	[L]	20	7	13	0/6/15	402	69	5.8	145	34	4.3	257	2-9	266	33/21/0	8-45.9	9-65	0-0	20	2	1	1	0	0	2/2	-	2/2	34:51
11	11/25	vs BAL	[L]	24	6	17	1/8/15	361	74	4.9	115	42	2.7	246	2-13	259	30/21/1	5-37.4	6-39	4-1	24	3	2	1	0	0	3/3	-	1/2	33:34
12	12/3	vs GB	[L]	20	3	13	4/3/13	389	64	6.1	37	21	1.8	352	1-10	362	42/24/0	7-46.9	9-81	2-1	28	4	1	3	0	0	4/4	-	0/2	29:07
13	12/9	at CIN	[W]	12	3	9	0/3/13	200	58	3.4	60	27	2.2	140	1-7	147	30/16/1	6-35.5	7-54	0-0	10	1	1	0	0	0	1/1	-	1/1	28:54
14	12/16	at CLE	[W]	11	3	8	0/3/11	220	48	4.6	47	15	3.1	173	3-11	184	30/21/1	3-27.3	5-72	2-1	10	1	0	0	1	0	1/1	-	1/1	22:47
15	12/23	at MIN	[W]	16	3	11	2/4/14	214	60	3.6	28	14	2.0	186	4-32	218	42/24/1	6-35.0	3-33	2-1	3	0	0	0	0	0	0/0	-	1/1	25:52
16	12/30	vs KC	[L]	23	5	15	3/4/11	365	68	5.4	92	31	3.0	273	2-21	294	35/26/2	3-40.3	5-55	4-2	30	3	1	2	0	0	3/3	-	3/3	32:40
17	1/6	at CHI	[L]	19	10	8	1/6/16	322	70	4.6	169	40	4.2	153	1-6	159	29/19/0	3-32.7	3-14	1-1	33	3	2	1	0	0	3/3	-	4/4	35:13
Totals	6-10	300	89	193	18	87/227	5,070	1,056	4.8	1,611	469	3.4	3,459	43-298	757	544/354/12	83-40.5	96-834	28-12	286	30	15	13	2	0	28/28	0/2	26/35	31:59	

JACKSONVILLE JAGUARS 2002 OFFENSE GAME-BY-GAME

Wk.	Date	Opp	FIRST DOWNS			3 RD			TOT. OFFENSE			RUSHING			PASSING			PUNTS			PEN.			FUM.			Tot.					
			Tot	Run	Pass	Pen	DOWN	Yards	Plays	Avg.	Yards	Att.	Avg.	Net	Sacks	Gross	Att./	Cmp./	Int.	Avg.	Yards	Lost	Pts.	TD	Rn	Ps	Rt	Sfty	PAT	2PT	FGs	T.O.P.
1	9/ 8	vs. IND	[L]	19	8	11	0	8-16	343	69	5.0	118	32	3.7	225	1-3	228	36/ 22/	1	3-52.0	5-40	3-1	25	3	1	2	0	0	2/2	1/1	1/2	32:33
2	9/15	at KC	[W]	19	5	14	0	7-15	450	65	6.9	130	29	4.5	320	0-0	320	36/ 25/	0	4-40.5	5-45	1-1	23	3	1	2	0	0	2/2	0/1	1/2	31:44
4	9/29	vs. NYJ	[W]	20	12	8	0	4-10	383	57	6.7	223	40	5.6	160	2-13	173	15/ 10/	0	5-53.2	3-15	0-0	28	4	4	0	0	0	4/4	-	0/1	33:26
5	10/6	vs. PHI	[W]	16	4	10	2	2-11	267	51	5.2	70	27	2.6	197	1-0	197	23/ 13/	0	5-44.6	4-21	0-0	28	3	1	1	1	0	2/2	1/1	2/2	25:02
6	10/13	at TEN	[L]	13	7	4	2	4-9	198	42	4.7	130	26	5.0	68	3-16	84	13/ 7/	2	4-49.5	4-22	0-0	14	2	2	0	0	0	2/2	-	0/0	22:17
7	10/20	at BAL	[L]	22	8	14	0	6-16	397	78	5.1	173	30	5.8	224	2-7	231	46/ 24/	3	4-38.3	5-30	1-0	10	1	1	0	0	0	1/1	-	1/2	32:01
8	10/27	vs. HOU	[L]	18	7	9	2	6-17	290	71	4.1	126	32	3.9	164	5-38	202	34/ 16/	0	8-44.1	5-50	0-0	19	2	1	1	0	1	2/2	-	1/3	33:39
9	11/ 3	at NYG	[L]	16	6	9	1	5-14	329	60	5.5	126	20	6.3	203	2-27	230	38/ 23/	0	3-36.0	8-63	1-1	17	2	0	2	0	0	2/2	-	1/1	26:56
10	11/10	vs. WAS	[W]	18	7	10	1	6-15	309	64	4.8	142	32	4.4	167	3-27	194	29/ 19/	0	5-48.2	8-55	1-0	26	2	2	0	0	0	2/2	-	4/4	33:43
11	11/17	at HOU	[W]	16	5	11	0	4-12	321	58	5.5	122	28	4.4	199	5-25	224	25/ 15/	1	6-43.0	7-62	1-0	24	3	1	2	0	0	3/3	-	1/2	28:52
12	11/24	at DAL	[L]	19	5	14	0	5-14	326	68	4.8	132	26	5.1	194	2-8	202	40/ 22/	1	6-44.5	11-79	2-2	19	2	1	1	0	1	2/2	-	1/2	27:52
13	12/ 1	vs. PIT	[L]	13	4	7	2	3-11	226	47	4.8	102	21	4.9	124	3-22	146	23/ 12/	0	6-41.7	0-0	0-0	23	3	1	2	0	0	2/2	0/1	1/1	21:19
14	12/ 8	vs. CLE	[L]	13	7	4	2	2-11	211	48	4.4	157	31	5.1	54	3-19	73	14/ 10/	0	7-46.6	5-51	1-0	20	2	1	1	0	0	2/2	-	2/2	25:04
15	12/15	at CIN	[W]	20	6	13	1	3-12	321	61	5.3	109	30	3.6	212	3-11	223	28/ 19/	0	5-42.0	5-54	0-0	29	4	1	3	0	0	3/3	1/1	0/0	30:01
16	12/22	vs. TEN	[L]	13	4	9	0	0-11	214	58	3.7	75	18	4.2	139	4-18	157	36/ 18/	1	7-41.4	8-51	0-0	10	1	0	1	0	0	1/1	-	1/1	24:21
17	12/29	at IND	[L]	20	10	9	1	6-13	266	62	4.3	154	33	4.7	112	3-23	135	26/ 13/	0	3-40.7	6-47	1-1	13	1	1	0	0	0	1/1	-	2/2	29:29
Totals	6-10	275	105	156	14	71-207	4,851	959	5.1	2,089	455	4.6	2,762	42-257	3,019	462/ 268/	9	81-44.2	89-685	6-Dec	328	38	19	18	1	2	33/33	3/5	19/27	28:39		

JACKSONVILLE JAGUARS 2002 DEFENSE GAME-BY-GAME

Wk.	Date	Opp	FIRST DOWNS			3 RD			TOT. OFFENSE			RUSHING			PASSING			PUNTS			PEN.			FUM.			Tot.					
			Tot	Run	Pass	Pen	DOWN	Yards	Plays	Avg.	Yards	Att.	Avg.	Net	Sacks	Gross	Att./	Cmp./	Int.	Avg.	Yards	Lost	Pts.	TD	Rn	Ps	Rt	Sfty	PAT	2PT	FGs	T.O.P.
1	9/ 8	vs. IND	[L]	18	5	13	0	9-14	307	60	5.1	104	28	3.7	203	1-8	211	31/ 19/	0	3-47.3	2-14	2-2	28	4	0	3	1	0	4/4	-	0/1	27:27
2	9/15	at KC	[W]	18	7	11	0	6-13	336	61	5.5	140	28	5.0	196	1-3	199	32/ 16/	2	4-43.5	5-48	0-0	16	1	0	1	0	0	1/1	-	3/3	28:16
4	9/29	vs. NYJ	[W]	18	2	15	1	5-13	345	63	5.5	78	22	3.5	267	2-14	281	39/ 21/	2	3-48.3	4-25	4-2	3	0	0	0	0	0	0/0	-	1/1	26:34
5	10/6	vs. PHI	[W]	28	12	15	1	7-17	406	83	4.9	199	30	6.6	207	5-23	230	48/ 28/	0	5-39.4	10-75	0-0	25	3	1	2	0	0	2/2	1/1	1/1	34:58
6	10/13	at TEN	[L]	25	10	14	1	10-17	370	77	4.8	152	40	3.8	218	1-8	226	36/ 26/	0	1-30.0	5-55	2-1	23	2	1	1	0	0	2/2	-	3/4	37:43
7	10/20	at BAL	[L]	16	6	9	1	6-14	261	62	4.2	118	32	3.7	143	2-9	152	28/ 14/	0	6-35.7	4-30	2-2	17	2	0	2	0	0	2/2	-	1/2	27:59
8	10/27	vs. HOU	[L]	12	3	7	2	3-13	242	53	4.6	81	31	2.6	161	4-23	184	18/ 11/	0	7-37.6	9-60	2-1	21	2	1	1	0	0	1/1	1/1	2/3	26:21
9	11/ 3	at NYG	[L]	26	10	13	3	5-12	394	66	6.0	177	35	5.1	217	3-11	228	28/ 20/	0	3-38.0	7-59	1-1	24	3	2	1	0	0	3/3	-	1/3	33:04
10	11/10	vs. WAS	[W]	23	3	16	4	3-12	307	69	4.4	68	16	4.3	239	2-17	256	51/ 27/	3	5-31.4	6-49	1-0	7	1	0	1	0	0	1/1	-	0/1	26:17
11	11/17	at HOU	[W]	18	6	10	2	2-11	272	62	4.4	78	28	2.8	194	4-34	228	30/ 22/	1	6-34.7	5-40	2-1	21	3	2	1	0	0	3/3	-	0/0	31:08
12	11/24	at DAL	[L]	21	7	12	2	2-9	405	58	7.0	118	31	3.8	287	3-14	301	24/ 16/	2	5-38.8	10-75	2-1	21	3	1	2	0	0	3/3	-	0/1	32:08
13	12/ 1	vs. PIT	[L]	23	13	10	0	2-11	403	69	5.8	219	40	5.5	184	2-17	201	27/ 17/	1	1-53.0	4-25	0-0	25	1	1	0	0	0	1/1	-	6/6	38:41
14	12/ 8	vs. CLE	[L]	21	8	11	2	7-15	417	71	5.9	173	33	5.2	244	3-20	264	35/ 21/	2	5-39.8	10-68	0-0	21	3	1	2	0	0	3/3	-	0/2	34:56
15	12/15	at CIN	[W]	19	5	12	2	7-17	300	69	4.3	65	24	2.7	235	3-23	258	42/ 22/	1	2-41.0	5-29	1-1	15	1	1	0	0	0	0/0	0/1	3/3	29:59
16	12/22	vs. TEN	[L]	20	8	11	1	4-11	298	62	4.8	175	40	4.4	123	0-0	123	22/ 14/	0	6-39.7	4-30	0-0	28	4	2	1	1	0	4/4	-	0/1	35:39
17	12/29	at IND	[L]	18	7	9	2	5-13	272	57	4.8	126	29	4.3	146	0-0	146	28/ 20/	0	3-36.0	6-35	1-1	20	2	1	1	0	0	2/2	-	2/2	30:31
Totals	6-10	324	112	188	24	83-212	5,335	1,042	5.1	2,071	487	4.3	3,264	36-224	3,488	519/ 314/	14	65-38.7	96-717	20-13	315	35	14	19	2	0	32/32	2/3	23/34	31:21		

JACKSONVILLE JAGUARS 2003 OFFENSE GAME-BY-GAME

Wk.	Date	Opp	FIRST DOWNS			3 RD			TOT. OFFENSE			RUSHING			PASSING			PUNTS			FUM.			Tot.									
			Tot	Run	Pass	Pen	DOWN	Yards	Plays	Avg.	Yards	Att.	Avg.	Net	Sacks	Gross	Att./	Cmp./	Int.	Avg.	Yards	Lost	Pts.		TD	Rn	Ps	Rt	Sfty	PAT	2PT	Fgs	T.O.P.
1	9/ 7	at CAR	[L]	17	4	11	2	4-13	331	59	5.6	75	28	2.7	256	4-16	272	27/	23/	0	8-40.9	8-82	1-1	23	3	1	2	0	0	2-2	0-1	1-2	33:23
2	9/14	vs. BUF	[L]	20	7	12	1	4-14	287	65	4.4	95	22	4.3	192	3-22	214	40/	26/	0	4-44.3	8-97	0-0	17	2	1	1	0	0	2-2	-	1-2	28:50
3	9/21	at IND	[L]	15	7	7	1	5-15	266	55	4.8	152	25	6.1	114	2-8	122	28/	16/	0	4-38.8	7-38	2-1	13	1	0	1	0	0	1-1	-	2-4	23:48
4	9/28	at HOU	[L]	15	4	9	2	2-11	342	59	5.8	79	22	3.6	263	0-0	263	37/	18/	3	4-43.5	9-48	3-2	20	2	1	1	0	0	2-2	-	2-2	24:46
5	10/ 5	vs. SD	[W]	21	7	14	0	6-14	436	68	6.4	123	37	3.3	313	3-23	336	28/	19/	0	4-42.0	8-89	2-1	27	3	1	2	0	0	3-3	-	2-2	33:13
6	10/12	vs. MIA	[L]	22	7	11	4	8-17	332	76	4.4	88	30	2.9	244	4-12	256	42/	24/	3	1-42.0	7-50	5-2	10	1	1	0	0	0	1-1	-	1-2	32:54
8	10/26	vs. TEN	[L]	15	3	12	0	5-10	293	52	5.6	54	11	4.9	239	2-5	244	39/	24/	2	3-47.0	5-45	1-1	17	2	0	2	0	0	2-2	-	1-1	20:46
9	11/ 2	at BAL	[L]	20	6	13	1	3-14	320	71	4.5	134	33	4.1	186	4-22	208	34/	22/	1	7-44.1	7-52	4-2	17	2	0	1	1	0	2-2	-	1-1	34:53
10	11/ 9	vs. IND	[W]	20	10	8	2	9-14	353	62	5.7	174	38	4.6	174	0-0	174	24/	12/	1	4-36.0	7-47	1-1	28	4	3	1	0	0	4-4	-	0-0	31:39
11	11/16	at TEN	[L]	16	8	8	0	2-13	271	62	4.4	126	30	4.2	145	1-6	151	31/	15/	2	6-41.3	3-15	1-0	3	0	0	0	0	0	0-0	-	1-2	30:28
12	11/23	at NYJ	[L]	20	9	9	2	4-14	330	71	4.6	158	37	4.3	172	1-0	172	33/	17/	1	4-38.3	3-37	1-1	10	1	1	0	0	0	1-1	-	1-2	32:30
13	11/30	vs. TB	[W]	21	8	11	2	4-12	359	69	5.2	135	35	3.9	224	0-0	224	34/	20/	0	3-43.3	5-48	2-1	17	2	0	2	0	0	2-2	-	1-3	31:30
14	12/ 7	vs. HOU	[W]	23	11	8	4	7-17	390	70	5.6	208	40	5.2	182	1-12	194	29/	18/	0	6-41.0	7-70	1-0	27	3	2	1	0	0	3-3	-	2-3	35:46
15	12/14	at NE	[L]	17	5	12	0	6-14	354	61	5.8	72	20	3.6	282	1-6	288	40/	21/	2	5-43.2	8-60	2-0	13	1	0	1	0	0	1-1	-	2-3	32:41
16	12/21	vs. NO	[W]	22	11	8	3	6-13	374	63	5.9	243	45	5.4	131	1-0	131	17/	9/	2	2-34.5	7-69	0-0	20	2	1	1	0	0	2-2	-	2-3	32:03
17	12/28	at ATL	[L]	21	11	10	0	5-13	320	61	5.2	157	28	5.6	163	1-4	167	32/	19/	0	4-38.5	9-48	1-1	14	2	1	1	0	0	2-2	-	0-1	28:38
Totals	5-11	305	118	163	24	80-216	5,358	1,024	5.2	2,073	481	4.3	3,285	28-136	3,421	515/	303/	17	69-41.3	108-895	27-14	276	31	13	17	1	0	30-30	0-1	20-33	30-09		

JACKSONVILLE JAGUARS 2003 DEFENSE GAME-BY-GAME

Wk.	Date	Opp	FIRST DOWNS			3 RD			TOT. OFFENSE			RUSHING			PASSING			PUNTS			FUM.			Tot.									
			Tot	Run	Pass	Pen	DOWN	Yards	Plays	Avg.	Yards	Att.	Avg.	Net	Sacks	Gross	Att./	Cmp./	Int.	Avg.	Yards	Lost	Pts.		TD	Rn	Ps	Rt	Sfty	PAT	2PT	Fgs	T.O.P.
1	9/ 7	at CAR	[L]	17	7	9	1	4-14	242	61	4.0	122	26	4.7	120	5-21	141	30/	16/	2	7-40.7	9-83	4-0	24	3	0	3	0	1	1-1	0-2	1-1	26:37
2	9/14	vs. BUF	[L]	20	6	12	2	8-14	371	59	6.3	43	32	1.3	328	0-0	328	27/	20/	0	2-48.5	6-55	2-0	38	5	3	2	0	0	5-5	-	1-1	31:10
3	9/21	at IND	[L]	17	6	11	0	7-14	289	63	4.6	73	30	2.4	216	0-0	216	33/	21/	1	3-42.0	4-20	0-0	23	2	0	2	0	0	2-2	-	3-3	36:12
4	9/28	at HOU	[L]	21	7	12	2	7-16	339	75	4.5	110	37	3.0	229	1-5	234	37/	23/	2	4-34.8	4-43	4-2	24	3	2	1	0	0	3-3	-	1-2	35:14
5	10/ 5	vs. SD	[W]	21	4	14	3	5-11	346	58	6.0	69	13	5.3	277	4-19	296	41/	24/	0	6-40.3	10-61	3-2	21	3	0	3	0	0	3-3	-	0-0	26:47
6	10/12	vs. MIA	[L]	16	6	9	1	4-10	234	52	4.5	91	24	3.8	143	1-4	147	27/	14/	1	5-44.2	11-149	2-1	24	3	1	0	2	0	3-3	-	1-1	27:06
8	10/26	vs. TEN	[L]	23	11	11	1	8-14	320	65	4.9	133	38	3.5	187	0-0	187	27/	21/	1	3-49.7	8-49	0-0	30	3	2	1	0	0	3-3	-	3-3	39:14
9	11/ 2	at BAL	[L]	9	4	5	0	6-15	259	53	4.9	103	30	3.4	156	0-0	156	23/	10/	1	5-46.8	7-40	1-1	24	2	1	1	0	0	1-1	1-1	3-3	25:07
10	11/ 9	vs. IND	[W]	20	2	16	2	6-15	394	66	6.0	47	21	2.2	347	0-0	347	45/	28/	2	4-34.8	7-38	1-0	23	2	0	2	0	0	2-2	-	3-3	28:21
11	11/16	at TEN	[L]	13	5	8	0	7-15	246	60	4.1	96	32	3.0	150	2-16	166	26/	13/	1	4-43.5	2-12	2-2	10	1	0	1	0	0	1-1	-	1-2	29:32
12	11/23	at NYJ	[L]	17	1	15	1	4-13	282	62	4.5	61	21	2.9	221	2-15	236	39/	25/	1	6-39.0	6-45	0-0	13	1	0	1	0	0	1-1	-	2-2	27:30
13	11/30	vs. TB	[W]	16	6	9	1	2-12	221	59	3.7	77	19	4.1	144	2-12	156	38/	21/	1	5-36.6	7-80	0-0	10	1	1	0	0	0	1-1	-	1-2	28:30
14	12/ 7	vs. HOU	[W]	7	2	4	1	1-12	124	49	2.5	70	23	3.0	54	3-17	71	23/	11/	1	10-41.9	10-86	3-2	0	0	0	0	0	0-0	-	0-0	24:14	
15	12/14	at NE	[L]	18	6	12	0	8-16	296	68	4.4	84	32	2.6	212	2-16	228	34/	22/	0	4-40.3	4-55	1-1	27	3	2	1	0	0	3-3	-	2-2	27:19
16	12/21	vs. NO	[W]	20	0	16	4	6-13	350	64	5.5	61	25	2.4	289	1-7	296	38/	22/	0	3-36.0	4-30	2-1	19	2	0	2	0	0	1-2	-	2-2	27:57
17	12/28	at ATL	[L]	21	11	9	1	9-14	344	62	5.5	166	39	4.3	178	1-2	180	22/	12/	1	4-41.5	4-35	1-0	21	3	1	2	0	0	3-3	-	0-0	31:22
Totals	5-11	276	84	172	20	92-218	4,657	976	4.8	1,406	442	3.2	3,251	24-134	3,385	510/	303/	15	75-41.0	103-881	26-12	331	37	13	22	2	1	33-34	1-3	24-27	29:51		

JACKSONVILLE JAGUARS 2004 OFFENSE GAME-BY-GAME

Wk.	Date	Opp	FIRST DOWNS			3 RD			TOT. OFFENSE			RUSHING			PASSING			PUNTS			PEN.			FUM.			Tot.						
			Tot	Run	Pass	Pen	DOWN	Yards	Plays	Avg.	Yards	Att.	Avg.	Net	Sacks	Gross	Att./	Cmp./	Int.	Avg.	Yards	Lost	Pts.	TD	Rn	Ps	Rt	Sfty	PAT	2PT	FGs	T.O.P.	
1	9/12	at BUF	[W]	14	4	8	2	2-13	225	61	3.7	83	23	3.6	142	2-5	147	36/	18/	2	6-47.0	9-50	0-0	13	1	0	1	0	0	1-1	-	2-2	26:07
2	9/19	vs DEN	[W]	8	2	4	2	1-10	176	40	4.4	67	22	3.0	109	2-11	120	16/	8/	0	9-44.1	10-85	1-0	7	1	0	1	0	0	1-1	-	0-0	22:52
3	9/26	at TEN	[W]	15	7	6	2	3-11	253	51	5.0	136	29	4.7	117	2-7	124	20/	14/	0	7-39.0	9-87	3-0	15	2	1	1	0	0	1-1	1-1	0-0	28:46
4	10/3	vs IND	[L]	23	5	16	2	8-15	408	73	5.6	97	31	3.1	311	1-7	318	41/	29/	0	1-33.0	5-28	2-1	17	1	0	1	0	0	--	-	1-1	3-4
5	10/10	at SD	[L]	28	6	19	3	7-14	429	75	5.7	80	18	4.4	349	3-8	357	54/	36/	2	3-38.7	5-33	1-1	21	3	2	1	0	0	3-3	-	0-0	30:02
6	10/17	vs KC	[W]	19	4	14	1	6-13	378	63	6.0	101	23	4.4	277	4-21	298	36/	24/	0	5-46.0	5-46	0-0	22	3	1	2	0	0	2-2	1-1	0-1	30:00
7	10/24	at IND	[W]	20	5	15	0	5-11	414	60	6.9	128	27	4.7	286	3-14	300	30/	23/	1	1-36.0	6-48	2-1	27	2	0	2	0	0	1-1	1-1	4-4	34:34
8	10/31	at HOU	[L]	14	3	10	1	4-12	287	55	5.2	39	12	3.3	248	1-7	255	42/	27/	2	4-47.0	11-80	1-0	6	0	0	0	0	0	--	-	2-3	24:54
10	11/14	vs DET ot	[W]	22	10	11	1	12-22	415	89	4.7	239	50	4.8	176	3-22	198	36/	19/	0	8-39.6	10-99	0-0	23	3	1	2	0	0	2-2	-	1-1	41:44
11	11/21	vs TEN	[L]	18	9	8	1	3-13	274	61	4.5	151	32	4.7	123	2-6	129	27/	13/	1	6-40.8	3-22	1-1	15	1	1	0	0	1	1-1	-	2-3	31:32
12	11/28	at MIN	[L]	18	7	10	1	7-15	379	63	6.0	154	27	5.7	225	2-10	235	34/	19/	0	2-54.0	6-45	3-2	16	1	0	1	0	0	1-1	-	3-3	31:17
13	12/5	vs PIT	[L]	20	5	11	4	6-14	359	63	5.7	100	34	2.9	259	2-9	268	27/	16/	0	3-47.7	3-25	1-0	16	1	0	1	0	0	1-1	-	3-5	34:37
14	12/12	vs CH	[W]	22	5	13	4	4-15	332	73	4.5	90	28	3.2	242	0-0	242	45/	25/	1	8-42.6	8-75	1-0	22	2	0	2	0	1	2-2	-	2-2	35:43
15	12/19	at GB	[W]	19	8	6	5	3-11	312	57	5.5	197	36	5.5	115	1-6	121	20/	9/	0	7-36.6	7-85	3-2	28	4	2	2	0	0	4-4	-	0-0	30:42
16	12/26	vs HOU	[L]	6	4	2	0	1-10	126	44	2.9	95	20	4.8	31	3-23	54	21/	10/	1	7-45.3	5-45	3-2	0	0	0	0	0	0	0-0	-	0-1	21:02
17	1/2	at OAK	[W]	13	4	8	1	8-1	242	63	3.8	93	34	2.7	149	1-0	149	28/	15/	1	7-43.6	7-87	1-1	13	1	1	0	0	0	1-1	-	2-2	30:53
Totals	9-7	279	88	161	30	80-217	5,009	991	5.1	1,850	446	4.2	3,159	32-156	3,315	513/	305/	11	84-42.8	109-940	23-11	261	26	9	17	0	2	21-21	4-4	24-31	30:28		

JACKSONVILLE JAGUARS 2004 DEFENSE GAME-BY-GAME

Wk.	Date	Opp	FIRST DOWNS			3 RD			TOT. OFFENSE			RUSHING			PASSING			PUNTS			PEN.			FUM.			Tot.						
			Tot	Run	Pass	Pen	DOWN	Yards	Plays	Avg.	Yards	Att.	Avg.	Net	Sacks	Gross	Att./	Cmp./	Int.	Avg.	Yards	Lost	Pts.	TD	Rn	Ps	Rt	Sfty	PAT	2PT	FGs	T.O.P.	
1	9/12	at BUF	[W]	16	5	10	1	7-14	242	63	3.8	95	36	2.6	147	1-6	153	26/	17/	0	5-44.6	7-78	3-2	10	1	0	1	0	0	1-1	-	1-2	33:53
2	9/19	vs DEN	[W]	20	4	13	3	6-17	356	74	4.8	106	35	3.0	250	0-0	250	39/	23/	0	7-41.4	7-57	3-1	6	0	0	0	0	0	0-0	-	2-3	37:08
3	9/26	at TEN	[W]	13	5	7	1	6-13	249	56	4.4	119	26	4.6	130	3-13	143	27/	16/	1	4-52.3	6-56	2-0	12	1	1	0	0	0	0-1	2-2	31:14	
4	10/3	vs IND	[L]	23	7	14	2	3-8	337	56	6.0	117	27	4.3	220	0-0	220	29/	20/	1	3-48.0	3-26	0-0	24	3	1	2	0	0	3-3	-	1-1	24:27
5	10/10	at SD	[L]	18	8	10	0	9-15	386	62	6.2	176	35	5.0	210	1-1	211	26/	17/	0	4-41.5	4-44	0-0	34	4	2	2	0	0	4-4	-	2-2	29:58
6	10/17	vs KC	[W]	19	3	15	1	6-13	350	60	5.8	77	21	3.7	273	6-42	315	33/	23/	1	5-42.4	5-30	3-0	16	2	0	2	0	0	1-2	-	1-2	30:00
7	10/24	at IND	[W]	23	5	17	1	6-10	446	59	7.6	87	18	4.8	359	1-9	368	40/	27/	0	3-48.0	12-62	2-2	24	3	0	3	0	0	3-3	-	1-1	25:26
8	10/31	at HOU	[L]	24	6	15	3	4-13	369	67	5.5	93	32	2.9	276	0-0	276	35/	26/	0	4-38.8	8-75	2-2	20	2	0	1	1	0	2-2	-	2-2	35:06
10	11/14	vs DET ot	[W]	10	4	3	3	2-14	190	54	3.5	81	19	4.3	109	2-12	121	33/	11/	1	6-44.2	8-45	0-0	17	2	0	0	2	0	2-2	-	1-2	23:44
11	11/21	vs TEN	[L]	14	4	10	0	4-13	295	60	4.9	103	27	3.8	192	3-17	209	30/	18/	2	5-43.2	4-49	1-0	18	2	1	1	0	0	1-1	1-1	1-1	28:28
12	11/28	at MIN	[L]	27	7	14	3	6-10	330	61	5.4	112	30	3.7	218	4-17	235	27/	19/	1	2-49.0	4-35	1-1	27	3	1	1	1	0	3-3	-	2-2	28:43
13	12/5	vs PIT	[L]	15	5	9	1	5-10	316	45	7.0	120	25	4.8	196	3-25	221	17/	14/	0	5-46.4	11-82	2-0	17	2	0	2	0	0	2-2	-	1-1	25:23
14	12/12	vs CH	[W]	10	0	9	1	2-12	210	52	4.0	31	14	2.2	179	5-33	212	33/	17/	1	7-48.3	13-104	2-1	3	0	0	0	0	0	-	-	1-2	24:17
15	12/19	at GB	[W]	26	2	21	3	6-11	444	67	6.6	94	21	4.5	350	2-17	367	44/	30/	3	3-38.0	12-101	4-2	25	3	0	2	1	0	2-2	1-1	1-2	29:18
16	12/26	vs HOU	[L]	19	11	8	0	7-15	333	67	5.0	219	44	4.9	114	4-17	131	19/	13/	2	5-44.2	6-50	2-0	21	3	1	1	1	0	3-3	-	0-1	38:58
17	1/2	at OAK	[W]	16	7	6	3	5-17	281	69	4.1	147	28	5.3	134	2-8	142	39/	15/	3	6-39.7	8-72	3-1	6	0	0	0	0	0	0-0	-	2-2	29:07
Totals	9-7	290	83	181	26	84-205	5,134	972	5.3	1,777	438	4.1	3,357	37-217	3,574	497/	306/	16	74-44.1	118-966	30-12	280	31	7	18	6	0	27-28	2-3	21-28	29:32		

JACKSONVILLE JAGUARS 2005 OFFENSE GAME-BY-GAME

Wk.	Date	Opp	FIRST DOWNS			3 RD			TOT. OFFENSE			RUSHING			PASSING			PUNTS			FUM.			Tot.	T.O.P.							
			Tot	Run	Pass	Pen	Down	Yards	Plays	Avg.	Yards	Att.	Avg.	Sacks	Gross	Att./	Cmp./	Int.	Avg.	Yards	Loss	Pts.	TD			Rn	Ps	Rt	Sfty	PAT	2PT	Fgs
1	9/11 vs. SEA	[W]	18	4	13	1	4-13	362	66	5.5	119	31	3.8	243	3-15	258	32/	18/	0	4-44.0	6-31	1-0	26	2	0	2	0	0	2/2	-	4/5	34:11
2	9/18 at IND	[L]	12	4	7	1	6-15	303	59	5.1	128	24	5.3	175	6-23	198	29/	16/	0	7-45.6	7-60	6-0	3	0	0	0	0	0/0	-	1/2	31:20	
3	9/25 at NYJ	[W]	16	8	7	1	10-20	308	73	4.2	139	47	3.0	169	2-8	177	24/	16/	1	6-50.0	9-85	3-2	26	3	1	2	0	0	2/2	-	2/2	40:31
4	10/2 vs. DEN	[L]	13	1	10	2	3-9	241	47	5.1	12	11	1.1	229	2-11	240	34/	20/	2	6-41.8	15-119	3-2	7	1	0	1	0	0	1/1	-	0/0	21:55
5	10/9 vs. CIN	[W]	19	8	7	4	2-11	342	61	5.6	181	37	4.9	161	0-0	161	24/	10/	0	5-39.8	10-98	1-1	23	2	0	2	0	0	2/2	-	3/3	29:25
6	10/16 at PIT	[W]	17	6	9	2	7-19	246	73	3.4	93	35	2.7	153	3-24	177	35/	19/	1	9-46.9	10-106	1-0	21	3	1	1	1	0	2/2	-	1/1	36:09
8	10/30 at STL	[L]	16	6	10	0	6-14	427	61	7.0	221	28	7.9	206	2-7	213	31/	18/	1	3-25.7	4-25	1-0	23	3	1	2	0	0	3/3	-	0/2	31:22
9	11/6 vs. HOU	[W]	18	4	12	2	6-12	312	54	5.8	98	27	3.6	214	2-4	218	25/	19/	0	6-37.8	6-45	1-0	21	3	2	1	0	0	3/3	-	0/0	29:04
10	11/13 vs. BAL	[W]	20	8	10	2	5-14	338	66	5.1	133	35	3.8	205	1-6	211	30/	16/	0	5-40.6	5-42	0-0	30	3	1	1	1	0	3/3	-	3/3	34:29
11	11/20 at TEN	[W]	22	5	15	2	10-17	295	70	4.2	49	30	1.6	246	2-12	258	38/	22/	0	6-50.2	3-15	1-1	31	4	1	3	0	0	4/4	-	1/1	31:54
12	11/27 at AZ	[W]	19	8	9	2	8-15	295	61	4.8	162	33	4.9	133	0-0	133	28/	14/	0	4-39.0	11-81	0-0	24	3	2	0	1	0	3/3	-	1/2	31:41
13	12/4 at CLE	[W]	17	7	8	2	5-13	237	59	4.0	122	38	3.8	115	1-1	116	20/	11/	1	4-41.3	5-50	0-0	20	2	0	2	0	0	2/2	-	2/2	29:43
14	12/11 vs. IND	[L]	18	5	12	1	3-11	324	58	5.6	74	23	3.2	250	0-0	250	35/	26/	0	5-38.6	7-65	4-3	18	2	1	1	0	0	1/1	1/1	1/1	26:02
15	12/18 vs. SF	[W]	21	6	13	2	6-17	336	77	4.4	134	35	3.8	202	2-14	216	40/	21/	0	8-39.3	10-84	0-0	10	1	1	0	0	0	1/1	-	1/2	35:40
16	12/24 at HOU	[W]	30	11	14	5	5-11	448	67	6.7	172	33	5.2	276	3-16	292	31/	18/	0	2-49.0	6-50	2-0	38	5	4	1	0	0	5/5	-	1/2	32:18
17	1/1 vs. TEN	[W]	25	6	14	5	7-14	335	69	4.9	122	35	3.5	213	3-21	234	31/	19/	0	3-38.7	7-50	2-1	40	5	3	2	0	0	4/5	-	2/2	34:11
Totals	12-4	301	97	170	34	93-225	5,149	1,021	5.0	1,959	502	3.9	3,190	32-162	3,352	487/	283/	6	83-42.4	121-1006	27-11	361	42	18	21	3	0	38/39	1/1	23/30	31:33	
WC 1/7/05 at NE	[L]	15	1	14	0	1-12	292	62	4.7	87	17	5.1	205	6-42	247	39/	21/	1	5-41.8	8-40	2-1	3	0	0	0	0	0/0	-	1/2	29:34		

JACKSONVILLE JAGUARS 2005 DEFENSE GAME-BY-GAME

Wk.	Date	Opp	FIRST DOWNS			3 RD			TOT. OFFENSE			RUSHING			PASSING			PUNTS			FUM.			Tot.	T.O.P.							
			Tot	Run	Pass	Pen	Down	Yards	Plays	Avg.	Yards	Att.	Avg.	Sacks	Gross	Att./	Cmp./	Int.	Avg.	Yards	Loss	Pts.	TD			Rn	Ps	Rt	Sfty	PAT	2PT	Fgs
1	9/11 vs. SEA	[W]	20	5	13	2	3-9	322	58	5.6	97	19	5.1	225	3-21	246	37/	21/	1	5-46.0	5-29	3-3	14	2	0	2	0	0	2/2	-	0/0	25:49
2	9/18 at IND	[L]	18	10	7	1	7-16	268	66	4.1	146	38	3.8	122	0-0	122	28/	13/	2	7-46.1	6-45	0-0	10	1	1	0	0	0	1/1	-	1/1	28:40
3	9/25 at NYJ	[W]	12	4	5	3	3-12	168	51	3.3	89	25	3.6	79	4-16	95	22/	11/	2	7-48.6	6-44	3-1	20	2	1	0	1	0	2/2	-	2/2	25:34
4	10/2 vs. DEN	[L]	24	9	12	3	5-15	306	73	4.2	188	44	4.3	118	3-18	136	26/	19/	0	4-48.5	5-30	0-0	20	2	0	2	0	0	2/2	-	2/4	38:05
5	10/9 vs. CIN	[W]	20	6	12	2	4-13	364	61	6.0	132	26	5.1	232	2-7	239	33/	22/	0	6-36.0	12-94	2-1	20	2	0	2	0	0	2/2	-	2/2	30:35
6	10/16 at PIT	[W]	16	3	7	6	1-12	218	60	3.6	73	30	2.4	145	2-9	154	28/	11/	3	6-31.7	7-80	2-1	17	2	0	1	1	0	2/2	-	1/2	27:27
8	10/30 at STL	[L]	15	7	7	1	4-12	386	56	6.9	200	33	6.1	186	2-14	200	21/	13/	3	5-40.8	9-59	0-0	24	3	0	2	1	0	3/3	-	1/1	28:38
9	11/6 vs. HOU	[W]	17	7	10	0	4-12	279	59	4.7	88	23	3.8	191	6-28	219	30/	22/	0	5-44.0	4-30	5-1	14	2	1	1	0	0	2/2	-	0/0	30:56
10	11/13 vs. BAL	[W]	8	2	5	1	4-14	163	54	3.0	53	17	3.1	110	4-32	142	33/	19/	3	7-44.6	9-86	0-0	3	0	0	0	0	0	0/0	-	1/1	25:31
11	11/20 at TEN	[W]	16	4	11	1	5-13	254	54	4.7	63	21	3.0	191	3-17	208	30/	20/	1	8-46.6	11-73	0-0	28	4	1	2	1	0	4/4	-	0/0	28:06
12	11/27 at AZ	[W]	23	2	16	5	3-11	368	65	5.7	67	16	4.2	301	3-14	315	46/	29/	1	4-40.0	11-105	1-1	17	2	0	2	0	0	2/2	-	1/2	28:19
13	12/4 at CLE	[W]	15	4	9	2	4-12	303	57	5.3	98	32	3.1	205	5-21	226	20/	13/	0	6-37.2	7-97	1-0	14	2	0	2	0	0	2/2	-	0/1	30:17
14	12/11 vs. IND	[L]	25	3	19	3	6-14	399	74	5.4	99	34	2.9	300	3-24	324	37/	24/	0	3-46.3	5-47	0-0	26	2	0	2	0	0	2/2	-	4/4	33:58
15	12/18 vs. SF	[W]	11	4	3	4	1-13	217	51	4.3	110	25	4.4	107	2-16	123	24/	8/	1	8-41.9	8-56	1-0	9	0	0	0	0	0	0/0	-	3/3	24:20
16	12/24 at HOU	[W]	18	4	13	1	7-13	370	62	6.0	107	29	3.7	263	4-32	295	29/	19/	1	2-32.0	7-40	1-0	20	2	0	2	0	0	2/2	-	2/4	27:42
17	1/1 vs. TEN	[W]	15	5	9	1	6-14	270	62	4.4	99	22	4.5	171	1-8	179	39/	21/	1	5-48.0	18-140	2-1	13	2	0	2	0	0	1/2	-	0/0	25:49
Totals	12-4	273	79	158	36	67-205	4,655	963	4.8	1,709	434	3.9	2,946	47-277	3,223	482/	285/	19	88-42.8	130-1055	21-9	269	30	4	22	4	0	29/30	-	20/27	28:27	
WC 1/7/05 at NE	[L]	17	6	10	1	7-14	307	59	5.2	118	28	4.2	189	4-12	201	27/	15/	0	5-39.2	4-32	4-0	28	4	0	3	1	0	4/4	-	0/0	30:26	

JACKSONVILLE JAGUARS 2013 OFFENSE GAME-BY-GAME

Wk.	Date	Opp	FIRST DOWNS			3 RD	TOT. OFFENSE			RUSHING			PASSING			PUNTS			FUM.			Tot.									
			Tot	Run	Pass		Pen	DOWN	Yards	Plays	Avg.	Yards	Att.	Avg.	Net	Sacks	Gross	Att./	Cmp./	Int.	Avg.		Yards	Pen.	Lost	Pts.	TD				
1	9/8	vs. KC	[L]	12	3	9	0	5-19	178	70	2.5	71	23	3.1	107	6-50	157	41	19	2	11-50.5	5-30	0-0	2	0	0					
2	9/15	at OAK	[L]	15	3	12	0	7-17	248	62	4	34	19	1.8	214	5-27	241	38	25	0	8-43.6	10-70	1-0	9	1	0					
3	9/22	at SEA	[L]	17	6	10	1	4-14	265	66	4	51	25	2.1	214	3-21	235	38	18	2	7-42.7	4-45	2-1	17	2	0					
4	9/29	vs. IND	[L]	14	0	10	4	2-11	205	54	3.8	40	18	2.2	165	4-14	179	32	17	3	6-48.3	9-65	0-0	3	0	0					
5	10/6	at STL	[L]	16	5	11	0	3-12	363	59	6.2	96	25	3.8	267	2-3	270	32	16	2	5-48.2	4-45	3-1	20	2	0					
6	10/13	at DEN	[L]	20	4	15	1	5-14	362	71	5.1	71	27	2.6	291	2-12	303	42	27	2	3-50.0	6-45	2-0	19	2	1					
7	10/20	vs. SD	[L]	18	5	12	1	3-11	353	59	6	78	17	4.6	275	6-43	318	36	23	1	3-50.0	6-45	0-0	6	0	0					
8	10/27	vs. SF	[L]	20	8	10	2	4-14	318	70	4.5	90	25	3.6	228	0-0	228	45	29	0	4-44.5	6-76	1-1	10	1	0					
10	11/10	at TEN	[W]	13	4	8	1	3-12	214	56	3.8	54	30	1.8	160	3-20	180	23	14	2	7-43.4	4-19	3-0	29	3	2					
11	11/17	vs. ARI	[L]	14	3	9	2	2-14	274	60	4.6	32	16	2.0	242	2-13	255	42	27	2	8-47.8	6-40	0-0	14	2	1					
12	11/24	at HOU	[W]	16	4	11	1	7-17	333	65	5.1	118	28	4.2	215	4-24	239	33	23	0	6-43.2	7-63	1-0	13	1	0					
13	12/1	at CLE	[W]	22	7	13	2	7-16	314	72	4.4	112	29	3.9	202	2-1	203	41	23	1	7-43.7	5-35	1-0	32	3	0					
14	12/5	vs. HOU	[W]	18	4	7	7	4-14	281	57	4.9	149	28	5.3	132	1-6	138	28	13	0	8-42.6	8-57	0-0	27	3	0					
15	12/15	vs. BUF	[L]	22	9	11	2	8-15	354	72	4.9	159	31	5.1	195	5-42	237	36	21	2	3-45.3	6-80	3-2	20	2	0					
16	12/22	vs. TEN	[L]	15	4	11	0	3-11	289	57	5.1	63	21	3.0	226	2-11	237	34	24	1	4-45.5	4-15	0-0	16	2	0					
17	12/29	at IND	[L]	19	2	17	0	3-14	350	70	5.0	42	16	2.6	308	3-23	331	51	30	1	5-46.0	5-50	1-1	10	1	0					
TOTALS:	4-12	271	71	176	24	70-225	4,701	1,020	4.6	1,260	378	3.3	3,441	50-310	3,751	592	349	21	95-45.7	96-797	18-6	247	25	7	16	2	3	22/23	0/2	23/25	27:22

JACKSONVILLE JAGUARS 2013 DEFENSE GAME-BY-GAME

Wk.	Date	Opp	FIRST DOWNS			3 RD	TOT. OFFENSE			RUSHING			PASSING			PUNTS			FUM.			Tot.									
			Tot	Run	Pass		Pen	DOWN	Yards	Plays	Avg.	Yards	Att.	Avg.	Net	Sacks	Gross	Att./	Cmp./	Int.	Avg.		Yards	Pen.	Lost	Pts.	TD				
1	9/8	vs. KC	[L]	17	7	10	0	5-15	292	62	4.6	121	27	4.3	171	1-2	173	34	21	0	10-36.3	3-20	1-0	28	4	1					
2	9/15	at OAK	[L]	16	7	6	3	4-14	340	61	5.6	226	34	6.6	114	3-12	126	24	15	0	4-48.0	5-30	3-1	19	1	1					
3	9/22	at SEA	[L]	28	10	16	2	4-10	479	67	7.1	156	36	4.3	323	2-8	331	29	21	1	4-35.0	4-24	1-1	45	6	1					
4	9/29	vs. IND	[L]	26	8	16	2	6-13	437	70	6.2	157	30	5.3	280	2-14	294	38	23	1	3-46.0	7-58	1-0	37	4	1					
5	10/6	at STL	[L]	22	7	12	3	8-19	351	72	4.9	143	36	4	208	2-14	222	34	19	0	7-40.9	6-53	1-0	34	4	0					
6	10/13	at DEN	[L]	26	8	14	4	7-13	407	71	5.7	112	29	3.9	295	0-0	295	42	28	1	3-43.0	4-31	3-2	35	5	3					
7	10/20	vs. SD	[L]	27	10	14	3	7-12	434	67	6.5	158	40	4	276	1-9	285	26	22	0	3-44.7	8-61	0-0	24	3	2					
8	10/27	vs. SF	[L]	25	14	9	2	6-9	398	55	7.2	221	38	5.8	177	0-0	177	17	11	0	1-61.0	4-35	3-1	42	6	4					
10	11/10	at TEN	[W]	19	4	13	2	10-18	362	70	5.2	83	27	3.1	279	1-9	288	42	26	1	5-43.8	6-45	5-3	27	3	1					
11	11/17	vs. ARI	[L]	19	3	16	0	5-16	416	69	6.0	14	24	0.6	402	3-17	419	42	30	0	8-44.8	5-42	1-0	27	3	1					
12	11/24	at HOU	[W]	11	5	5	1	4-15	218	57	3.8	77	21	3.7	141	2-28	169	34	18	1	7-44.9	2-22	0-0	6	0	0					
13	12/1	at CLE	[W]	24	9	13	2	6-13	439	73	6.0	97	30	3.2	342	3-28	370	40	24	2	4-39.5	9-50	3-1	28	4	1					
14	12/5	vs. HOU	[W]	23	3	19	1	8-17	406	80	5.1	83	19	4.4	323	3-34	357	58	33	2	5-43.8	14-177	1-0	20	2	0					
15	12/15	vs. BUF	[L]	25	12	10	3	5-13	366	72	5.1	198	44	4.5	168	4-25	193	24	17	1	4-45.0	7-67	2-1	27	3	1					
16	12/22	vs. TEN	[L]	22	10	10	2	3-13	346	73	4.7	182	44	4.1	164	3-17	181	26	17	1	3-46.7	1-4	0-0	20	2	1					
17	12/29	at IND	[L]	23	4	17	2	8-16	379	70	5.4	80	28	2.9	299	1-8	307	41	29	0	5-47.4	2-10	2-0	30	3	2					
TOTALS:	4-12	353	121	200	32	96-226	6,070	1,089	5.6	2,108	507	4.2	3,962	31-225	4,187	551	354	11	76-43.0	87-729	27-10	449	53	20	29	4	0	53/53	0/0	26/29	32:38

JACKSONVILLE JAGUARS 2016 OFFENSE GAME-BY-GAME

Table with columns: Wk., Date, Opp, FIRST DOWNS, TOT. OFFENSE, RUSHING, PASSING, PUNTS, PEN., FUM., Tot. Tot., T.O.P. Rows 1-17 with a final TOTALS row.

JACKSONVILLE JAGUARS 2016 DEFENSE GAME-BY-GAME

Table with columns: Wk., Date, Opp, FIRST DOWNS, TOT. OFFENSE, RUSHING, PASSING, PUNTS, PEN., FUM., Tot. Tot., T.O.P. Rows 1-17 with a final TOTALS row.

JACKSONVILLE JAGUARS 2017 OFFENSE GAME-BY-GAME

Wk.	Date	Opp	FIRST DOWNS			3 RD			TOT. OFFENSE			RUSHING			PASSING			PUNTS			PEN.			FUM.			Tot. Tot.								
			Tot	Run	Pass	Pen	Down	Yards	Plays	Avg.	Yards	Att.	Avg.	Net	Sacks	Gross	Att./	Cmp./	Int.	Avg.	Yards	Lost	Pts.	TD	Rn	Ps	Rt	Sfty	PAT	2PT	FGs	T.O.P.			
1	9/10	at HOU	W	19	7	8	4	3-12	280	60	4.7	155	39	4	125	21	11	0	36.5	10-89	1-0	29	3	1	1	1	0	2-3	0-0	3-4	30:05				
2	9/17	vs. TEN	L	20	6	13	1	6-13	310	61	5.1	99	25	4	211	2-12	223	34	2	49.2	10-99	2-1	16	2	1	1	0	1-1	0-1	1-1	29:14				
3	9/24	vs. BAL	W	24	7	13	4	3-12	410	68	6	166	35	4.7	244	0-0	244	33	20	0	50	0-0	44	5	1	4	0	5-5	0-0	3-3	34:03				
4	10/1	at NYJ																																	
5	10/8	at PIT																																	
6	10/15	vs. LAR																																	
7	10/22	at IND																																	
9	11/5	vs. CIN																																	
10	11/12	vs. CIN																																	
11	11/19	at CLE																																	
12	11/26	at ARI																																	
13	12/3	vs. IND																																	
14	12/10	vs. SEA																																	
15	12/18	vs HOU																																	
16	12/24	at S.F.																																	
17	12/31	at TEN																																	
TOTALS:			2-1	63	20	34	9	12-37	1000	189	5.29	420	99	4.24	580	2-12	592	88	51	2	41.3	29-258	3-1	89	10	3	6	1	0	8-9	0-1	7-8	31:07		

JACKSONVILLE JAGUARS 2017 DEFENSE GAME-BY-GAME

Wk.	Date	Opp	FIRST DOWNS			3 RD			TOT. OFFENSE			RUSHING			PASSING			PUNTS			PEN.			FUM.			Tot. Tot.									
			Tot	Run	Pass	Pen	Down	Yards	Plays	Avg.	Yards	Att.	Avg.	Net	Sacks	Gross	Att./	Cmp./	Int.	Avg.	Yards	Lost	Pts.	TD	Rn	Ps	Rt	Sfty	PAT	2PT	FGs	T.O.P.				
1	9/10	at HOU	W	23	4	11	8	5-12	203	69	2.9	93	23	4	110	10-54	164	36	19	1	41.8	9-94	3-3	7	1	0	1	0	1-1	0-0	0-0	29:55				
2	9/17	vs. TEN	L	21	12	9	0	6-13	390	64	6.1	179	36	5	211	1-4	215	27	15	1	41.7	7-70	0-0	37	4	3	1	0	4-4	0-0	3-3	30:46				
3	9/24	vs. BAL	W	12	6	4	2	3-11	186	54	3.4	134	25	5.4	52	2-12	64	27	14	2	41.3	10-88	1-1	7	1	0	1	0	1-1	0-0	0-0	25:57				
4	10/1	at NYJ																																		
5	10/8	at PIT																																		
6	10/15	vs. LAR																																		
7	10/22	at IND																																		
9	11/5	vs. CIN																																		
10	11/12	vs. CIN																																		
11	11/19	at CLE																																		
12	11/26	at ARI																																		
13	12/3	vs. IND																																		
14	12/10	vs. SEA																																		
15	12/18	vs HOU																																		
16	12/24	at S.F.																																		
17	12/31	at TEN																																		
TOTALS:			2-1	56	22	24	10	14-36	779	187	5.3	406	84	4.83	373	13-70	443	90	48	4	41.3	26-252	4-4	51	6	3	3	0	6-6	0-0	3-3	28:53				



JAGUARS RECORD BOOK
REGULAR SEASON WEEK 4 AT NEW YORK JETS

TEAM RECORDS

SCORING

MOST POINTS SCORED IN A GAME

vs. Indianapolis (W, 51-16, 12/13/15)	51
vs. Oakland (W, 49-11, 12/23/07)	49
vs. Cleveland (W, 48-0, 12/3/00)	48
at Baltimore (W, 45-19, 11/1/98)	45
vs. Baltimore (W, 44-7, 9/24/17)	44
vs. Arizona (W, 44-10, 12/10/00)	44
vs. Indianapolis (W, 44-17, 12/10/06)	44

MOST POINTS SCORED - FIRST QUARTER

vs. Philadelphia (W, 38-21, 10/12/97)	21
vs. Tennessee (W, 40-13, 1/1/06)	17
at Tennessee (W, 30-24, 11/2/97)	17
at Baltimore (L, 36-39, 9/10/00)	17
at New Orleans (L, 24-41, 11/4/07)	17

MOST POINTS SCORED - SECOND QUARTER

at Baltimore (W, 45-19, 11/1/98)	28
vs. Tampa Bay (W, 41-14, 12/11/11)	28
vs. Buffalo (W, 34-31, 10/25/15)	27
at Detroit (W, 38-14, 11/9/08)	21
vs. Pittsburgh (W, 21-3, 9/9/01)	21

MOST POINTS SCORED - FIRST HALF

at Baltimore (W, 45-19, 11/1/98)	42
vs. Tampa Bay (W, 41-14, 12/11/11)	28
vs. N.Y. Jets (W, 41-0, 10/8/06)	28
vs. Oakland (W, 49-11, 12/23/07)	28

MOST POINTS SCORED - THIRD QUARTER

vs. Cleveland (W, 48-0, 12/3/00)	21
vs. Tennessee (W, 37-7, 11/5/06)	17
at Pittsburgh (W, 34-24, 11/19/00)	17

MOST POINTS SCORED - FOURTH QUARTER

vs. N.Y. Giants (W, 40-13, 9/7/97)	17
vs. Buffalo (W, 36-14, 11/25/07)	17
vs. Oakland (W, 49-11, 12/23/07)	14
vs. Houston (W, 31-24, 11/14/10)	14
vs. Philadelphia (W, 28-25, 10/6/02)	14
vs. Miami (W, 28-21, 10/12/98)	14

MOST POINTS SCORED - SECOND HALF

vs. Cleveland (W, 48-0, 12/3/00)	28
vs. New Orleans (W, 41-23, 11/21/99)	24
vs. Oakland (W, 49-11, 12/23/07)	21
at Dallas (W, 35-17, 10/31/10)	21

FEWEST POINTS ALLOWED

vs. Cincinnati (W, 13-0, 9/17/00)	0
vs. Cleveland (W, 48-0, 12/3/00)	0
vs. Houston (W, 27-0, 12/7/03)	0
vs. Pittsburgh (W, 9-0, 9/18/06)	0
vs. New York Jets (W, 41-0, 10/8/06)	0

LARGEST MARGIN OF VICTORY

vs. Cleveland (W, 48-0, 12/3/00)	48
vs. N.Y. Jets (W, 41-0, 10/8/06)	41
vs. San Francisco (W, 41-3, 9/12/99)	38
vs. Oakland (W, 49-11, 12/23/07)	38
vs. Baltimore (W, 44-7, 9/24/17)	37

MOST TOUCHDOWNS

vs. Oakland (W, 49-11, 12/23/07)	7
vs. Indianapolis (W, 51-16, 12/13/15)	7
at Baltimore (W, 45-19, 11/1/98)	6
vs. Cleveland (W, 48-0, 12/3/00)	6
vs. Tampa Bay (W, 41-14, 12/11/11)	6
at Tennessee (L, 39-42, 12/6/15)	6

OFFENSE & DEFENSE

MOST NET YARDS

at St. Louis (L, 14-17, 10/20/96)	538
vs. Baltimore (W, 24-10, 9/20/98)	519
vs. New Orleans (W, 41-23, 11/21/99)	494
vs. St. Louis (W, 23-20 OT, 10/18/09)	492
vs. Houston (W, 31-24, 11/14/10)	491

FEWEST NET YARDS ALLOWED

vs. Cleveland (W, 48-0, 12/3/00)	53
at Tennessee (L, 17-24, 12/17/06)	98
vs. Houston (W, 27-0, 12/7/03)	124
vs. Baltimore (W, 12-7, 10/24/11)	146
vs. Carolina (W, 37-6, 12/9/07)	149

LARGEST TIME OF POSSESSION

at Tennessee (L, 17-24, 12/17/06)	44:22
vs. St. Louis (W, 23-20 OT, 10/18/09)	42:12
vs. Detroit (W, 23-17 OT, 11/14/04)	41:44
at Indianapolis (W, 23-21, 9/21/09)	41:35
at St. Louis (L, 14-17, 10/20/96)	41:34

MOST FIRST DOWNS

vs. St. Louis (L, 14-17, 10/20/96)	36
vs. St. Louis (W, 23-20 OT, 10/18/09)	33
vs. New Orleans (W, 41-23, 11/21/99)	30
vs. Cincinnati (W, 24-7, 1/2/00)	30
at Houston (W, 38-20, 12/24/05)	30

FEWEST FIRST DOWNS ALLOWED

vs. Cleveland (W, 48-0, 12/3/00)	2
at Tennessee (L, 17-24, 12/17/06)	5
vs. Houston (W, 27-0, 12/7/03)	7
at St. Louis (L, 14-17, 10/20/96)	8
vs. Baltimore (W, 30-3, 11/13/05)	8

MOST DEFENSIVE TAKEAWAYS

vs. Tampa Bay (W, 41-14, 12/11/11)	7
vs. Kansas City (W, 24-10, 11/9/97)	5
at Baltimore (W, 45-19, 11/1/98)	5
vs. San Francisco (W, 41-3, 9/12/99)	5
at Pittsburgh (W, 34-24, 11/19/00)	5
at Green Bay (W, 28-25, 12/19/04)	5
vs. Seattle (W, 26-14, 9/11/05)	5

MOST DEFENSIVE SACKS

vs. Houston (W, 29-7, 9/10/17)	10
at Atlanta (W, 30-7, 11/7/99)	9
vs. Atlanta (W, 13-7, 9/16/07)	7
at Detroit (W, 38-14, 11/9/08)	7
Nine times (last: W vs. IND, 30-27, 10/2/16)	6

CAREER RECORDS

SERVICE

SEASONS

Brad Meester (2000-13).....	14
MARCEDES LEWIS (2006-17)	12
Josh Scobee (2004-14).....	11
Fred Taylor (1998-2008).....	11
Jimmy Smith (1995-2005).....	11
Rashean Mathis (2003-12).....	10
Rob Meier (2000-08).....	10
Greg Jones (2004-12).....	9
Daryl Smith (2004-12).....	9
David Garrard (2002-10).....	9
Maurice Williams (2001-09).....	9
Paul Spicer (2000-08).....	9
Donovin Darius (1998-2006).....	9
Mark Brunell (1995-2003).....	9
Maurice Jones-Drew (2006-13).....	8
Vince Manuwai (2003-10).....	8
John Henderson (2002-09).....	8
Joe Zelenka (2001-08).....	8
Kyle Brady (1999-2006).....	8
Tony Brackens (1996-2003).....	8
Tony Boselli (1995-2001).....	8
Mike Hollis (1995-2001).....	8

GAMES PLAYED

Brad Meester (2000-13).....	209
Jimmy Smith (1995-2005).....	171
Josh Scobee (2004-14).....	168
MARCEDES LEWIS (2006-17)	157
Fred Taylor (1998-2008).....	140
Rob Meier (2000-08).....	138
Rashean Mathis (2003-12).....	137
Joe Zelenka (2001-08).....	128
Daryl Smith (2004-12).....	126
John Henderson (2002-09).....	124

CONSECUTIVE GAMES PLAYED

Joe Zelenka (2001-08).....	128
Josh Scobee (2007-14).....	119
Tyson Alualu (2010-15).....	96
Bryan Barker (1995-2000).....	96
Brad Meester (2000-05).....	92
Brad Meester (2008-13).....	89
Jimmy Smith (1995-2000).....	88
Marcus Stroud (2001-06).....	86
John Henderson (2002-06).....	82
Mike Hollis (1995-2000).....	82

GAMES STARTED

Brad Meester (2000-13).....	209
Jimmy Smith (1995-2005).....	150
MARCEDES LEWIS (2006-17)	142
Fred Taylor (1998-2008).....	136
Rashean Mathis (2003-12).....	129
Daryl Smith (2004-12).....	124
John Henderson (2002-09).....	120
Mark Brunell (1995-2003).....	117
Donovin Darius (1998-2006).....	115
Kyle Brady (1999-2006).....	110

CONSECUTIVE GAMES STARTED

Brad Meester (Sept. 3, 2000-Dec. 4, 2005).....	92
Brad Meester (Oct. 26, 2008-Dec. 22, 2013).....	89
Rashean Mathis (Sept. 7, 2003-Nov. 25, 2007).....	74
Vince Manuwai (Nov. 30, 2003-Dec. 23, 2007).....	68
Marcus Stroud (Sept. 8, 2002-Oct. 1, 2006).....	68
Tyson Alualu (Sept. 12, 2011-Dec. 29, 2013).....	64
Maurice Williams (Sept. 7, 2003-Dec. 31, 2006).....	64
Chris Naeole (Sept. 8, 2002-Dec. 24, 2005).....	63
Uche Nwaneri (Oct. 4, 2009-Dec. 23, 2012).....	60
Kevin Hardy (Dec. 21, 1997-Nov. 18, 2001).....	58

SCORING

POINTS

Josh Scobee (2004-14).....	1,022
Mike Hollis (1995-2001).....	764
Maurice Jones-Drew (2006-13).....	486
Fred Taylor (1998-2008).....	424
Jimmy Smith (1995-2005).....	418
JASON MYERS (2015-17).....	238
James Stewart (1995-99).....	228
Keenan McCardell (1996-2001).....	190
MARCEDES LEWIS (2006-17)	186
Stacey Mack (1999-2002).....	120

CONSECUTIVE GAMES SCORING

Mike Hollis (Dec. 24, 1995-Sept. 10, 2000).....	67
Josh Scobee (Jan. 2, 2005-Oct. 4, 2009).....	61
Josh Scobee (Oct. 18, 2009-Oct. 28, 2012).....	50
JASON MYERS (Sept. 13, 2015-Sept. 24, 2017).....	35
Josh Scobee (Sept. 15, 2013-Dec. 28, 2014).....	31
Mike Hollis (Oct. 16, 2000-Dec. 30, 2001).....	25
Seth Marler (Sept. 7, 2003-Dec. 28, 2003).....	16
Josh Scobee (Sept. 12-Dec. 19, 2004).....	14
Mike Hollis (Sept. 3-Dec. 10, 1995).....	14
<i>Several players tied.....</i>	<i>8</i>

TOUCHDOWNS

Maurice Jones-Drew (2006-13).....	81
Fred Taylor (1998-2008).....	70
Jimmy Smith (1995-2005).....	69
James Stewart (1995-99).....	38
MARCEDES LEWIS (2006-17)	31
Keenan McCardell (1996-2001).....	30
ALLEN ROBINSON (2014-17).....	22
ALLEN HURNS (2014-17)	21
Stacey Mack (1999-2002).....	20
Reggie Williams (2004-08).....	18
David Garrard (2002-10).....	17

CONSECUTIVE GAMES SCORING TD

Fred Taylor (Sept. 20-Nov. 22, 1998).....	8
MAURICE JONES-DREW (Nov. 12-Dec. 31, 2006).....	8
ALLEN HURNS (Sept. 27-Nov. 15, 2015).....	7
Fred Taylor (Nov. 12-Dec. 23, 2000).....	7
ALLEN ROBINSON (Nov. 29-Dec. 27, 2015).....	5
Maurice Jones-Drew (Oct. 18-Nov. 22, 2009).....	5
Maurice Jones-Drew (Nov. 4-Dec. 2, 2007).....	5
Julius Thomas (Nov. 19-Dec. 13, 2015).....	4
MARCEDES LEWIS (Dec. 1-22, 2013)	4
<i>Several players tied.....</i>	<i>4</i>

FIELD GOALS MADE

Josh Scobee (2004-14).....	235
Mike Hollis (1995-2001).....	175
JASON MYERS (2015-17).....	60
Seth Marler (2003).....	20
John Carney (2007).....	9
Tim Seder (2002).....	8
Danny Boyd (2002).....	5
Hayden Epstein (2002).....	5
Steve Lindsey (1999-2000).....	5
Richie Cunningham (2002).....	1

CONSECUTIVE FIELD GOALS MADE

Josh Scobee (Nov. 27, 2011-Nov. 4, 2012).....	20
Mike Hollis (Nov. 1, 1998-Sept. 19, 1999).....	20
JASON MYERS (Nov. 15, 2015-Sept. 11, 2016).....	16
Mike Hollis (Oct. 12-Nov. 30, 1997).....	16
Josh Scobee (Sept. 11-Nov. 13, 2011).....	15
Josh Scobee (Oct. 1-Nov. 26, 2006).....	15
Josh Scobee (Dec. 23, 2012-Nov. 10, 2013).....	14
Josh Scobee (Sept. 12-Nov. 14, 2010).....	14
Mike Hollis (Sept. 3-Oct. 29, 2000).....	13

CONSECUTIVE GAMES SCORING FG

Josh Scobee (Nov. 14, 2010-Oct. 24, 2011).....	15
Josh Scobee (Oct. 29, 2006-Dec. 16, 2007).....	13
Mike Hollis (Sept. 12-Nov. 21, 1999).....	10
Josh Scobee (Nov. 24, 2013-Sept. 21, 2014).....	9
Josh Scobee (Sept. 15-Nov. 10, 2013).....	8
Josh Scobee (Jan. 3-Oct. 24, 2010).....	8
Josh Scobee (Nov. 13, 2005-Jan. 1, 2006).....	8
Seth Marler (Sept. 7-Nov. 2, 2003).....	8
Mike Hollis (Dec. 24, 1995-Oct. 13, 1996).....	8

FIELD GOAL PERCENTAGE (MIN. 25 FGA)

JASON MYERS (2015-17).....	83.3
Josh Scobee (2004-14).....	80.8
Mike Hollis (1995-2001).....	80.6
Seth Marler (2003).....	60.6

EXTRA POINTS MADE

Josh Scobee (2004-14).....	317
Mike Hollis (1995-2001).....	239
JASON MYERS (2015-17).....	69
Seth Marler (2003).....	30
John Carney (2007).....	20
Hayden Epstein (2002).....	13
Tim Seder (2002).....	11
Danny Boyd (2002).....	7
Steve Lindsey (1999-2000).....	5
Richie Cunningham (2002).....	2

EXTRA-POINT PERCENTAGE (MIN. 25 XPA)

Seth Marler (2003).....	100.0
Mike Hollis (1995-2001).....	98.8
Josh Scobee (2004-14).....	98.4
JASON MYERS (2015-17).....	86.3

CONSECUTIVE EXTRA POINTS MADE

Mike Hollis (Oct. 22, 1995-Dec. 9, 2001).....	220
Josh Scobee (Nov. 8, 2009-Jan. 1, 2012).....	82
Josh Scobee (Sept. 12, 2004-Jan. 1, 2006).....	59
Josh Scobee (Dec. 16, 2007-Nov. 1, 2009).....	58
Josh Scobee (Sept. 10, 2006-Dec. 16, 2007).....	55
Josh Scobee (Sept. 16, 2012-Dec. 22, 2013).....	39
Seth Marler (Sept. 7-Dec. 28, 2003).....	30

CAREER RECORDS


PASSING

PASSING YARDS

Mark Brunell (1995-2003)	25,698
David Garrard (2002-10).....	16,003
BLAKE BORTLES (2014-17)	11,833
Byron Leftwich (2003-06)	9,042
CHAD HENNE (2012-17)	5,817
Blaine Gabbert (2011-13).....	4,357
Quinn Gray (2005-07).....	1,252
Steve Beuerlein (1995).....	952
Jonathan Quinn (1998-2001).....	748
Jamie Martin (1998-2000).....	662

CONSECUTIVE PASS COMPLETIONS

David Garrard (Nov. 14-21, 2010)	17
Byron Leftwich (Oct. 17-24, 2004)	15
Mark Brunell (Sept. 7, 2003 at Car.).....	13
Mark Brunell (Oct. 6, 1996 at N.O.).....	13



LONGEST PASS COMPLETIONS

BLAKE BORTLES (Dec. 27, 2015 at N.O.)	90t
Byron Leftwich (Sept. 28, 2003 at Hou.)	84t
CHAD HENNE (Nov. 18, 2012 at Hou.)	81t
BLAKE BORTLES (Dec. 13, 2015 vs. Ind.)	80t
Blaine Gabbert (Sept. 23, 2012 at Ind.)	80t
Quinn Gray (Nov. 4, 2007 at N.O.)	80t
Mark Brunell (Sept. 15, 2002 at K.C.).....	79t
Mark Brunell (Nov. 1, 1998 at Bal.).....	78t
David Garrard (Nov. 21, 2010 vs. Cle.)	75
Mark Brunell (Nov. 9, 1997 vs. K.C.).....	75

AVG. GAIN PER ATTEMPT (MIN. 200 ATTEMPTS)

Mark Brunell (1995-2003)	7.11
David Garrard (2002-10).....	7.02
Quinn Gray (2005-07).....	6.96
Byron Leftwich (2003-06)	6.73
Steve Beuerlein (1995).....	6.70
BLAKE BORTLES (2014-16)	6.59
CHAD HENNE (2012-15)	6.54
Jonathan Quinn (1998-2001).....	5.98
Blaine Gabbert (2011-13).....	5.61

PASS ATTEMPTS

Mark Brunell (1995-2003)	3,616
David Garrard (2002-10).....	2,281
BLAKE BORTLES (2014-17)	1,792
Byron Leftwich (2003-06)	1,344
CHAD HENNE (2012-17)	891
Blaine Gabbert (2011-13).....	777
Quinn Gray (2005-07).....	180
Steve Beuerlein (1995).....	142
Jonathan Quinn (1998-2001).....	125
Jay Fiedler (1999).....	94

TOUCHDOWN PASSES

Mark Brunell (1995-2003)	144
David Garrard (2002-10).....	89
BLAKE BORTLES (2014-17)	75
Byron Leftwich (2003-06)	51
CHAD HENNE (2012-17)	27
Blaine Gabbert (2011-13).....	22
Quinn Gray (2005-07).....	12
Jamie Martin (1998-2000).....	4
Steve Beuerlein (1995).....	4
Jonathan Quinn (1998-2001).....	3

INTERCEPTIONS THROWN

Mark Brunell (1995-2003)	86
David Garrard (2002-10).....	54
BLAKE BORTLES (2014-17)	53
Byron Leftwich (2003-06)	36
CHAD HENNE (2012-17)	26
Blaine Gabbert (2011-13).....	24
Steve Beuerlein (1995).....	7
Quinn Gray (2005-07).....	5
Luke McCown (2009-11).....	4
Jonathan Quinn (1998-2001).....	4

INTERCEPTION % (MIN. 125 ATTEMPTS)

David Garrard (2002-10).....	2.37
Mark Brunell (1995-2003)	2.38
Byron Leftwich (2003-06)	2.68
Quinn Gray (2005-07).....	2.78
CHAD HENNE (2012-17)	2.92
Blaine Gabbert (2011-13).....	3.09
BLAKE BORTLES (2014-17)	3.00

LONGEST PASSING TOUCHDOWNS

BLAKE BORTLES (Dec. 27, 2015 at N.O.)	90
Byron Leftwich (Sept. 28, 2003 at Hou.)	84
CHAD HENNE (Nov. 18, 2012 at Hou.)	81
BLAKE BORTLES (Dec. 13, 2015 vs. Ind.)	80
Blaine Gabbert (Sept. 23, 2012 at Ind.)	80
Quinn Gray (Nov. 4, 2007 at N.O.)	80
Mark Brunell (Sept. 15, 2002 at K.C.).....	79
Mark Brunell (Nov. 1, 1998 at Bal.).....	78
Blaine Gabbert (Oct. 9, 2011 vs. Cin.)	74

300-YARD PASSING GAMES

Mark Brunell (1995-2003)	22
BLAKE BORTLES (2014-17)	12
David Garrard (2002-10).....	6
CHAD HENNE (2012-17)	5
Byron Leftwich (2003-06)	4
Quinn Gray (2003-07).....	2

400-YARD PASSING GAMES

Mark Brunell (1995-2003)	2
--------------------------------	---

PASS COMPLETIONS

Mark Brunell (1995-2003)	2,184
David Garrard (2002-10).....	1,406
BLAKE BORTLES (2014-17)	1,054
Byron Leftwich (2003-06)	789
CHAD HENNE (2012-17)	513
Blaine Gabbert (2011-13).....	414
Quinn Gray (2005-07).....	101
Steve Beuerlein (1995).....	71
Jonathan Quinn (1998-2001).....	66
Jay Fiedler (1999).....	61

CONSECUTIVE GAMES WITH TD PASS

Blake Bortles (Sept. 13-Dec. 27, 2015).....	15
Mark Brunell (Oct. 7, 2001-Sept. 15, 2002).....	14
Byron Leftwich (Nov. 30, 2003-Oct. 24, 2004).....	12
BLAKE BORTLES (Sept. 11-Nov. 27, 2016)	11
Mark Brunell (Oct. 22-Dec. 23, 2000)	9
David Garrard (Dec. 17, 2006-Oct. 14, 2007)	8
Byron Leftwich (Sept. 25-Nov. 20, 2005)	8
Mark Brunell (Oct. 19-Dec. 7, 1997).....	8
Mark Brunell (Sept. 17-Nov. 12, 1995).....	8
<i>Two players tied</i>	7

CONSECUTIVE GAMES WITH NO INTs

David Garrard (Sept. 9-Nov. 25, 2007)	8
David Garrard (Dec. 11, 2005-Nov. 5, 2006)	6
Mark Brunell (Oct. 11-Nov. 14, 1999)	5
Mark Brunell (Dec. 1, 1996-Sept. 22, 1997)	5
<i>Several players tied</i>	4

CONSECUTIVE PASSES WITH NO INTs

David Garrard (Sept. 9-Nov. 25, 2007)	209
David Garrard (Dec. 4, 2005-Nov. 12, 2006)	175
Mark Brunell (Nov. 24, 1996-Sept. 28, 1997).....	172
David Garrard (Nov. 22-Dec. 17, 2009)	155
Mark Brunell (Oct. 3-Nov. 21, 1999).....	148

PASSER RATING (MIN. 200 ATTEMPTS)

David Garrard (2002-10).....	85.8
Mark Brunell (1995-2003)	85.4
Byron Leftwich (2003-06)	80.5
BLAKE BORTLES (2014-17)	80.2
CHAD HENNE (2012-17)	75.4
Blaine Gabbert (2011-13).....	66.4

COMPLETION % (MIN. 125 ATTEMPTS)

David Garrard (2002-10).....	61.64
Mark Brunell (1995-2003)	60.40
BLAKE BORTLES (2014-16)	58.80
Byron Leftwich (2003-06)	58.71
CHAD HENNE (2012-16)	57.71
Quinn Gray (2005-07).....	56.11
Blaine Gabbert (2011-13).....	53.28
Jonathan Quinn (1998-2001).....	52.80
Steve Beuerlein (1995).....	50.00



CAREER RECORDS

RUSHING

RUSHING YARDS

Fred Taylor (1998-2008).....	11,271
Maurice Jones-Drew (2006-13).....	8,071
James Stewart (1995-99).....	2,951
Mark Brunell (1995-2003).....	2,219
David Garrard (2002-10).....	1,746
Stacey Mack (1999-2002).....	1,498
Natrone Means (1996-97).....	1,330
T.J. YELDON (2015-17).....	1,205
Denard Robinson (2013-16).....	1,058
Rashad Jennings (2009-12).....	944

RUSHING ATTEMPTS

Fred Taylor (1998-2008).....	2,428
Maurice Jones-Drew (2006-13).....	1,804
James Stewart (1995-99).....	765
Mark Brunell (1995-2003).....	429
Natrone Means (1996-97).....	396
David Garrard (2002-10).....	380
Stacey Mack (1999-2002).....	372
T.J. YELDON (2015-17).....	312
Greg Jones (2004-12).....	270
Denard Robinson (2013-16).....	263

RUSHING TOUCHDOWNS

Maurice Jones-Drew (2006-13).....	68
Fred Taylor (1998-2008).....	62
James Stewart (1995-99).....	33
Stacey Mack (1999-2002).....	19
David Garrard (2002-10).....	17
Mark Brunell (1995-2003).....	14
Natrone Means (1996-97).....	11
Greg Jones (2004-12).....	10
Byron Leftwich (2003-06).....	8
<i>Several players tied</i>	7

CONSECUTIVE GAMES WITH RUSHING TD

Maurice Jones-Drew (Nov. 12-Dec. 31, 2006).....	8
Maurice Jones-Drew (Oct. 18-Nov. 22, 2009).....	5
Maurice Jones-Drew (Nov. 11-Dec. 2, 2007).....	4
Fred Taylor (Dec. 3-23, 2000).....	4
Fred Taylor (Dec. 13, 1999-Jan. 2, 2000).....	4
James Stewart (Nov. 21-Dec. 13, 1999).....	4
Fred Taylor (Nov. 1-22, 1998).....	4
Natrone Means (Nov. 9-30, 1997).....	4

RUSHING AVERAGE (MIN. 100 ATTEMPTS)

BLAKE BORTLES (2014-17).....	6.52
Mark Brunell (1995-2003).....	5.17
Fred Taylor (1998-2008).....	4.64
David Garrard (2002-10).....	4.59
Maurice Jones-Drew (2006-13).....	4.47
Rashad Jennings (2009-12).....	4.21
Jordan Todman (2012-14).....	4.05
Stacey Mack (1999-2002).....	4.03
Denard Robinson (2013-16).....	4.02

200-YARD RUSHING GAMES

Fred Taylor (1998-2008).....	1
------------------------------	---

100-YARD RUSHING GAMES

Fred Taylor (1998-2008).....	47
Maurice Jones-Drew (2006-13).....	27
James Stewart (1995-99).....	6
Stacey Mack (1999-2002).....	3
T.J. YELDON (2015-17).....	2
Denard Robinson (2013-16).....	2
Rashad Jennings (2009-12).....	2
Greg Jones (2004-12).....	2

LONGEST RUNS FROM SCRIMMAGE

Maurice Jones-Drew (Nov. 1, 2009 at Ten.).....	80t
Fred Taylor (Dec. 9, 2007 vs. Car.).....	80t
Maurice Jones-Drew (Nov. 1, 2009 at Ten.).....	79t
Fred Taylor (Oct. 12, 1998 vs. Mia.).....	77t
Fred Taylor (Oct. 14, 2007 vs. Hou.).....	76
Fred Taylor (Dec. 10, 2006 vs. Ind.).....	76
Rashad Jennings (Dec. 12, 2010 vs. Oak.).....	74t
Maurice Jones-Drew (Dec. 24, 2006 vs. N.E.).....	74t

LONGEST RUSHING TDs

Maurice Jones-Drew (Nov. 1, 2009 at Ten.).....	80
Fred Taylor (Dec. 9, 2007 vs. Car.).....	80
Maurice Jones-Drew (Nov. 1, 2009 at Ten.).....	79
Fred Taylor (Oct. 12, 1998 vs. Mia.).....	77
Rashad Jennings (Dec. 12, 2010 vs. Oak.).....	74
Maurice Jones-Drew (Dec. 24, 2006 vs. N.E.).....	74
Fred Taylor (Oct. 30, 2005 at STL).....	71

CONSECUTIVE 100-YARD GAMES

Fred Taylor (Oct. 16-Dec. 17, 2000).....	9
Maurice Jones-Drew (Oct. 31-Dec. 12, 2010).....	6
Fred Taylor (Nov. 25-Dec. 23, 2007).....	5
Maurice Jones-Drew (Dec. 15, 2011-Jan. 1, 2012).....	3
Fred Taylor (Nov. 14-28, 2004).....	3
Fred Taylor (Nov. 23-Dec. 7, 2003).....	3
Stacey Mack (Dec. 16-30, 2001).....	3



RECEIVING

RECEPTIONS

Jimmy Smith (1995-2005).....	862
Keenan McCardell (1996-2001).....	499
MARCEDES LEWIS (2006-17).....	355
Maurice Jones-Drew (2006-13).....	335
Fred Taylor (1998-2008).....	286
Kyle Brady (1999-2006).....	241
ALLEN ROBINSON (2014-17).....	202
Pete Mitchell (1995-2002).....	191
Reggie Williams (2004-08).....	189
Cecil Shorts III (2011-14).....	176

RECEIVING YARDS

Jimmy Smith (1995-2005).....	12,287
Keenan McCardell (1996-2001).....	6,393
MARCEDES LEWIS (2006-16).....	4,246
Maurice Jones-Drew (2006-13).....	2,873
ALLEN ROBINSON (2014-17).....	2,848
Kyle Brady (1999-2006).....	2,500
Fred Taylor (1998-2008).....	2,361
Cecil Shorts III (2011-14).....	2,343
Reggie Williams (2004-08).....	2,322
Matt Jones (2005-08).....	2,153

RECEIVING TOUCHDOWNS

Jimmy Smith (1995-2005).....	67
MARCEDES LEWIS (2006-17).....	31
Keenan McCardell (1996-2001).....	30
ALLEN ROBINSON (2014-17).....	22
ALLEN HURNS (2014-17).....	21
Reggie Williams (2004-08).....	18
Ernest Wilford (2004-10).....	15
Matt Jones (2005-08).....	15
Mike Sims-Walker (2008-11).....	14
Kyle Brady (1999-2006).....	13

CONSECUTIVE GAMES WITH RECEPTION

Jimmy Smith (Oct. 29, 1995-Dec. 17, 2000).....	86
Jimmy Smith (Sept. 9, 2001-Jan. 1, 2006).....	76
Maurice Jones-Drew (Dec. 10, 2006-Dec. 19, 2010).....	65
Keenan McCardell (Dec. 28, 1998-Jan. 6, 2002).....	49
Keenan McCardell (Sept. 1, 1996-Dec. 13, 1998).....	45
ALLEN ROBINSON (Sept. 7, 2014-Sept. 10, 2017).....	43
ALLEN HURNS (Sept. 7, 2014-Oct. 27, 2016).....	38
MARCEDES LEWIS (Sept. 12, 2010-Sept. 9, 2012).....	32
Ernest Wilford (Dec. 26, 2004-Dec. 3, 2006).....	30

CONSECUTIVE GAMES WITH REC. TD

ALLEN HURNS (Sept. 27-Nov. 15, 2015).....	7
ALLEN ROBINSON (Nov. 29-Dec. 27, 2015).....	5
Julius Thomas (Nov. 19-Dec. 13, 2015).....	4
MARCEDES LEWIS (Dec. 1-22, 2013).....	4
Cecil Shorts III (Nov. 8-Dec. 2, 2012).....	4
Reggie Williams (Dec. 9-30, 2007).....	4
<i>Several players tied</i>	3

YARDS PER RECEPTION (MIN. 100 RECEPTIONS)

ALLEN HURNS (2014-17).....	14.40
Jimmy Smith (1995-2005).....	14.25
ALLEN ROBINSON (2014-17).....	14.10
Ernest Wilford (2004-10).....	13.86
Mike Sims-Walker (2008-11).....	13.49
Cecil Shorts III (2011-14).....	13.31
Matt Jones (2005-08).....	12.97
Keenan McCardell (1996-2001).....	12.81
Willie Jackson (1995-97).....	12.44

*An active streak

CAREER RECORDS

RECEIVING



200-YARD RECEIVING GAMES

Jimmy Smith (1995-2005).....2

100-YARD RECEIVING GAMES

Jimmy Smith (1995-2005).....46
 Keenan McCardell (1996-2001).....19
ALLEN ROBINSON (2014-17).....8
ALLEN HURNS (2014-17).....7
 Cecil Shorts III (2011-14).....7
 Matt Jones (2005-08).....6
 Mike Sims-Walker (2008-10).....6
 Justin Blackmon (2012-13).....3
Several players tied.....2

LONGEST RECEPTIONS

ALLEN ROBINSON (Dec. 27, 2015 at N.O.).....90t
 Troy Edwards (Sept. 28, 2003 at Hou.).....84t
 Justin Blackmon (Nov. 18, 2012 at Hou.).....81t
ALLEN HURNS (Dec. 13, 2015 vs. IND.).....80t
 Cecil Shorts III (Sept. 23, 2012 at Ind.).....80t
 Reggie Williams (Nov. 4, 2007 at N.O.).....80t
 Patrick Johnson (Sept. 15, 2002 at K.C.).....79t

CONSECUTIVE 100-YARD GAMES

Jimmy Smith (Oct. 24-Nov. 14, 2004).....3
 Jimmy Smith (Dec. 19, 1999-Jan. 2, 2000).....3
 Jimmy Smith (Nov. 21-Dec. 2, 1999).....3
 Jimmy Smith (Sept. 12-26, 1999).....3
 Jimmy Smith (Nov. 29-Dec. 13, 1998).....3
 Jimmy Smith (Nov. 9-23, 1997).....3
 Jimmy Smith (Aug. 31-Sept. 22, 1997).....3
Several players tied.....2

LONGEST RECEIVING TDs

ALLEN ROBINSON (Dec. 27, 2015 at N.O.).....90
 Troy Edwards (Sept. 28, 2003 at Hou.).....84
 Justin Blackmon (Nov. 18, 2012 at Hou.).....81
ALLEN HURNS (Dec. 13, 2015 vs. IND.).....80
 Cecil Shorts III (Sept. 23, 2012 at Ind.).....80
 Reggie Williams (Nov. 4, 2007 at N.O.).....80
 Patrick Johnson (Sept. 15, 2002 at K.C.).....79
 Fred Taylor (Nov. 1, 1998 at Bal.).....78
 Jason Hill (Oct. 9, 2011 vs. Cin.).....74

YARDAGE

SCRIMMAGE YARDS

Fred Taylor (1998-2008).....13,632
 Jimmy Smith (1995-2005).....12,286
 Maurice Jones-Drew (2006-13).....10,944
 Keenan McCardell (1996-2001).....6,393
MARCEDES LEWIS (2006-17).....4,246
 James Stewart (1995-99).....3,804
ALLEN ROBINSON (2014-17).....2,848
 Kyle Brady (1999-2006).....2,500
 Reggie Williams (2004-08).....2,366
 Cecil Shorts III (2011-14).....2,339

ALL-PURPOSE YARDS

Fred Taylor (1998-2008).....13,640
 Maurice Jones-Drew (2006-13).....13,110
 Jimmy Smith (1995-2005).....12,875
 Keenan McCardell (1996-2001).....6,499
MARCEDES LEWIS (2006-17).....4,246
 James Stewart (1995-99).....3,793
 Reggie Barlow (1996-2000).....3,687
 Mike Thomas (2009-12).....3,276
ALLEN ROBINSON (2014-17).....2,848
 Kyle Brady (1999-2006).....2,567

PUNTING

PUNTS

Bryan Barker (1995-2000).....456
 Chris Hanson (2001-06).....424
 Bryan Anger (2012-15).....360
 Adam Podlesh (2007-10).....229
BRAD NORTMAN (2016-17).....89
 Nick Harris (2011).....72
 Mark Royals (2003).....45
 Matt Turk (2011).....27
 Steve Weatherford (2008).....21

LONGEST PUNTS

Bryan Barker (Oct. 11, 1999 at N.Y. Jets).....83
BRAD NORTMAN (Oct. 2, 2016 vs. IND.).....78
 Adam Podlesh (Oct. 28, 2007 at T.B.).....76
 Chris Hanson (Nov. 20, 2005 at Ten.).....74
 Bryan Anger (Oct. 4, 2012 vs. Det.).....73
 Bryan Anger (Dec. 14, 2014 at Bal.).....69
 Chris Hanson (Sept. 12, 2004 at Buf.).....69
BRAD NORTMAN (DEC. 18, 2016 at Hou.).....67
BRAD NORTMAN (Sept. 11, 2016 vs. G.B.).....67
 Bryan Anger (Nov. 30, 2014 vs. N.Y. Giants).....66
BRAD NORTMAN (Sept. 11, 2016 vs. G.B.).....65
 Bryan Anger (Sept. 23, 2012 at Ind.).....66
 Bryan Anger (Dec. 23, 2012 vs. N.E.).....65
 Bryan Anger (Nov. 25, 2012 vs. Ten.).....65
 Bryan Anger (Oct. 7, 2012 vs. Chi.).....65
 Matt Turk (Sept. 11, 2011 vs. Ten.).....65

PUNT YARDS

Bryan Barker (1995-2000).....19,849
 Chris Hanson (2001-06).....18,190
 Bryan Anger (2012-15).....16,855
 Adam Podlesh (2007-10).....9,751
BRAD NORTMAN (2016-17).....4,172
 Nick Harris (2011).....3,075
 Mark Royals (2003).....1,852
 Matt Turk (2011).....1,072
 Steve Weatherford (2008).....915

INSIDE THE 20 (MIN. 100 PUNTS)

Bryan Barker (1995-2000).....151
 Chris Hanson (2001-06).....136
 Bryan Anger (2011-15).....113
 Adam Podlesh (2007-10).....75



GROSS AVERAGE (MIN. 100 PUNTS)

Bryan Anger (2012-15).....46.8
 Bryan Barker (1995-2000).....43.5
 Chris Hanson (2001-06).....42.9
 Adam Podlesh (2007-10).....42.5

NET AVERAGE (MIN. 100 PUNTS)

Bryan Anger (2012-15).....40.5
 Adam Podlesh (2007-10).....37.8
 Bryan Barker (1995-2000).....37.2
 Chris Hanson (2001-06).....35.9

CONSECUTIVE PUNTS WITHOUT BLOCK

Bryan Barker (1995-2000).....456
 Adam Podlesh (2007-10).....229
 Chris Hanson (2001-03).....168

FEWEST TOUCHBACKS (MIN. 100 PUNTS)

Adam Podlesh (2007-10).....19
 Bryan Anger (2012-15).....27
 Bryan Barker (1995-2000).....43
 Chris Hanson (2001-06).....50

CAREER RECORDS

RETURNS

KICKOFF RETURNS

Maurice Jones-Drew (2006-13).....	79
Deji Karim (2010-11).....	77
Brian Witherspoon (2008-09).....	76
Reggie Barlow (1996-2000).....	70
Jordan Todman (2012-14).....	68
Willie Jackson (1995-97).....	58
David Allen (2003-04).....	52
Derrick Wimbush (2005-06).....	47
Elvis Joseph (2001-02).....	44
Shyrone Stith (2000).....	33

LONGEST KICKOFF RETURNS

MARQISE LEE (Dec. 18, 2016 at Hou.).....	100t
Maurice Jones-Drew (Nov. 4, 2007 at N.O.).....	100t
Alvis Whitted (Dec. 26, 1999 at Ten.).....	98t
Elvis Joseph (Nov. 18, 2001 at Pit.).....	85t
Maurice Jones-Drew (Dec. 10, 2006 vs. Ind.).....	93t
Reggie Barlow (Dec. 7, 1997 vs. N.E.).....	92t

PUNT RETURN YARDS

Reggie Barlow (1996-2000).....	1,581
Alvin Pearman (2005-08).....	693
Mike Thomas (2009-12).....	620
David Allen (2003-04).....	468
RASHAD GREENE SR. (2015-17).....	432
Ace Sanders (2013-14).....	367
Chris Hudson (1995-98).....	348
Damon Gibson (2001-02).....	333
Bobby Shaw (2002).....	310
Jermaine Lewis (2003-04).....	272



KICKOFF RETURN YARDS

Maurice Jones-Drew (2006-12).....	2,054
Deji Karim (2010-11).....	1,900
Brian Witherspoon (2008-09).....	1,818
Jordan Todman (2012-14).....	1,762
Reggie Barlow (1996-2000).....	1,634
Willie Jackson (1995-97).....	1,206
Derrick Wimbush (2005-06).....	1,136
David Allen (2003-04).....	1,041
Elvis Joseph (2001-02).....	990
Shyrone Stith (2000).....	785

KICK RETURN AVERAGE (MIN. 50 RETURNS)

Maurice Jones-Drew (2006-13).....	26.00
Jordan Todman (2012-14).....	25.91
Deji Karim (2010-11).....	24.68
Brian Witherspoon (2008-09).....	23.92
Reggie Barlow (1996-2000).....	23.34
Willie Jackson (1995-97).....	20.79
David Allen (2003-04).....	20.02

PUNT RETURN AVERAGE (MIN. 25 RETURNS)

Bobby Shaw (2002).....	12.40
David Allen (2003-04).....	11.14
RASHAD GREENE SR. (2015-17).....	11.08
Chris Hudson (1995-98).....	10.88
Reggie Barlow (1996-2000).....	10.83
Jermaine Lewis (2003-04).....	9.71
Alvin Pearman (2005-08).....	8.56
Damon Gibson (2001-02).....	8.54
Mike Thomas (2009-12).....	8.27
Dennis Northcutt (2007-08).....	8.19

PUNT RETURN TOUCHDOWNS

Reggie Barlow (1996-2000).....	2
RASHAD GREENE (2015-17).....	1
Mike Thomas (2009-12).....	1
Bobby Shaw (2002).....	1

KICKOFF RETURN TOUCHDOWNS

Maurice Jones-Drew (2006-11).....	2
MARQISE LEE (2014-2017).....	1
Derrick Wimbush (2005-06).....	1
Jimmy Smith (1995-2005).....	1
Elvis Joseph (2001-02).....	1
Alvis Whitted (1998-2001).....	1
Reggie Barlow (1996-2000).....	1



PUNT RETURNS

Reggie Barlow (1996-2000).....	146
Alvin Pearman (2005-08).....	81
Mike Thomas (2009-12).....	75
Ace Sanders (2013-14).....	57
David Allen (2003-04).....	42
RASHAD GREENE SR. (2015-17).....	40
Damon Gibson (2001-02).....	39
Chris Hudson (1995-98).....	32
Dennis Northcutt (2007-08).....	31
Jermaine Lewis (2003-04).....	28
Bobby Shaw (2002).....	25

LONGEST PUNT RETURNS

Reggie Barlow (Sept. 13, 1998 vs. K.C.).....	85t
Mike Thomas (Dec. 18, 2010 at Ind.).....	78t
Reggie Barlow (Nov. 21, 1999 vs. N.O.).....	74t
RASHAD GREENE SR. (Dec. 13, 2015 vs. Ind.).....	73t
Bobby Shaw (Oct. 6, 2002 vs. Phi.).....	69t
Rashad Greene (Nov. 19, 2015 vs. Ten.).....	63
Chris Hudson (Oct. 6, 1996 at N.O.).....	60

DEFENSE

INTERCEPTIONS

Rashean Mathis (2003-12).....	30
Aaron Beasley (1996-2001).....	15
Donovin Darius (1998-2006).....	14
Derek Cox (2009-12).....	12
PAUL POSLUSZNY (2011-17).....	11
Mike Peterson (2003-08).....	8
Chris Hudson (1995-98).....	8
Reggie Nelson (2007-09).....	7
Deon Grant (2004-06).....	7
Marlon McCree (2001-03).....	7
Jason Craft (1999-2003).....	7

LONGEST INTERCEPTION RETURNS

Aaron Beasley (Sept. 12, 1999 vs. S.F.).....	93t
Rashean Mathis (Oct. 5, 2008 vs. Pit.).....	72t
TASHAUN GIPSON (Sept. 10, 2017 at Hou.).....	67
Rashean Mathis (Sept. 21, 2008 at Ind.).....	61t
PAUL POSLUSZNY (Oct. 13, 2013 at Den.).....	59T
Dwayne Gratz (Dec. 28, 2014 at Hou.).....	55t
Rashean Mathis (Nov. 5, 2006 vs. Ten.).....	55
Scott Starks (Nov. 5, 2006 vs. Ten.).....	55t

CONSECUTIVE GAMES WITH INT

Brian Williams (Oct. 14-Nov. 11, 2007).....	3
JALEN RAMSEY (Dec. 18-24, 2016).....	2
Geno Hayes (Dec. 5-15, 2013).....	2
Derek Cox (Oct. 7-21, 2012).....	2
Morgan Trent (Dec. 24, 2011-Jan. 1, 2012).....	2
Rashean Mathis (Dec. 31, 2006-Sept. 9, 2007).....	2
Gerald Sensabaugh (Dec. 3-10, 2006).....	2
Rashean Mathis (Sept. 10-18, 2006).....	2
Rashean Mathis (Oct. 16-30, 2005).....	2
Donovin Darius (Nov. 21-28, 2004).....	2
Mike Peterson (Nov. 23-30, 2003).....	2
Marlon McCree (Dec. 1-8, 2002).....	2
Marlon McCree (Nov. 10-17, 2002).....	2
Donovin Darius (Oct. 31-Nov. 7, 1999).....	2
Chris Hudson (Sept. 20-27, 1998).....	2
Chris Hudson (Nov. 2-9, 1997).....	2
James Williams (Nov. 26-Dec. 3, 1995).....	2

INTS RETURNED FOR TOUCHDOWN

Rashean Mathis (2003-12).....	3
Aaron Beasley (1996-2001).....	2
<i>Several players tied</i>	1



CAREER RECORDS

DEFENSE

SACKS

Tony Brackens (1996-2003)	55.0
Joel Smeenge (1995-2000)	34.0
John Henderson (2002-09)	29.0
Paul Spicer (2001-08)	28.5
Kevin Hardy (1996-2001)	28.5
Gary Walker (1999-2001)	22.5
Marcus Stroud (2001-07)	22.0

CONSECUTIVE GAMES WITH SACK

Tony Brackens (Nov. 11-Dec. 30, 2001)	8
YANNICK NGAKOUE (Sept. 18-Oct. 16, 2016)	4
Gary Walker (Oct. 18-Nov. 11, 2001)	4
Tony Brackens (Nov. 28-Dec. 19, 1999)	4
Kevin Hardy (Oct. 11-Nov. 7, 1999)	4
Tony Brackens (Sept. 22-Oct. 12, 1997)	4

TACKLES

Daryl Smith (2004-12)	1,089
PAUL POSLUSZNY (2011-17)	928
Donovin Darius (1998-2006)	858
Mike Peterson (2003-08)	837
Kevin Hardy (1996-2001)	789
John Henderson (2002-09)	563
Rashean Mathis (2003-12)	554
Akin Ayodele (2002-05)	489

TAKEAWAYS

Rashean Mathis (2003-12)	35
Donovin Darius (1998-2006)	20
Tony Brackens (1996-2003)	18
Aaron Beasley (1996-2001)	18



FUMBLES

FUMBLES

Mark Brunell (1995-2003)	51
David Garrard (2002-10)	44
BLAKE BORTLES (2014-17)	30
Fred Taylor (1998-2008)	25
Byron Leftwich (2003-06)	25
Maurice Jones-Drew (2006-13)	22
Blaine Gabbert (2011-13)	21

FUMBLES LOST

David Garrard (2002-10)	21
Mark Brunell (1995-2003)	18
Fred Taylor (1998-2008)	12
BLAKE BORTLES (2014-17)	13
Maurice Jones-Drew (2006-13)	10
Byron Leftwich (2003-06)	10

LONGEST FUMBLE RECOVERY RETURNS

Aaron Beasley (Nov. 8, 1998 vs. Cin.)	90t
Donovin Darius (Nov. 1, 1998 at Bal.)	83t
Daryl Smith (Oct. 14, 2007 vs. Hou.)	77t
Ainsley Battles (Dec. 3, 2001 vs. G.B.)	60t
DANTE FOWLER JR. (Sept. 10, 2017 at Hou.)	53t

FORCED FUMBLES

Tony Brackens (1996-2003)	28
Daryl Smith (2004-12)	9
Joel Smeenge (1995-2000)	9
Aaron Beasley (1996-2001)	8
Kevin Hardy (1996-2001)	8
Marcus Stroud (2001-07)	7
Donovin Darius (1998-2006)	7
Akin Ayodele (2002-05)	7

OPPONENT FUMBLE RECOVERIES

Tony Brackens (1996-2003)	13
Donovin Darius (1998-2006)	6
Fernando Bryant (1999-2003)	6
Kevin Hardy (1996-2001)	6
Bryan Schwartz (1995-99)	6
Travis Davis (1995-98)	6

BLOCKS

BLOCKED FIELD GOALS

Marcus Stroud (2001-07)	2
Clyde Simmons (1996-97)	2
Tyson Alualu (2010-16)	1
Chris Clemons (2014-15)	1
Rashean Mathis (2003-10)	1
John Henderson (2002-09)	1

BLOCKED PUNTS

Donovin Darius (1998-2006)	2
Dave Thomas (1995-99)	2

BLOCKED FIELD GOAL RETURNS

Chris Hudson (Sept. 22, 1997 vs. Pit.)	1
Mickey Washington (Dec. 1, 1996 vs. Cin.)	1

BLOCKED EXTRA POINTS

Sen'Derrick Marks (Nov. 20, 2016 at Det.)	1
Tony Brackens (Oct. 5, 1997 vs. Cin.)	1
Clyde Simmons (Sept. 22, 1996 at N.E.)	1

BLOCKED PUNT RETURNS

Mike Harris (Dec. 30, 2012 at Ten.)	1
Zach Potter (Dec. 15, 2011 at Atl.)	1
Alvis Whitted (Nov. 1, 1998 at Bal.)	1
Jimmy Smith (Dec. 3, 1995 at Den.)	1



SINGLE-SEASON RECORDS

SCORING

POINTS

Mike Hollis (1997)	134
Mike Hollis (1999)	130
Josh Scobee (2006).....	119
Mike Hollis (1996).....	117
JASON MYERS (2016)	110
Jason Myers (2015).....	110
Mike Hollis (1998).....	108
Josh Scobee (2010).....	107
Josh Scobee (2005).....	107

TOUCHDOWNS

Fred Taylor (1998).....	17
Maurice Jones-Drew (2009)	16
Maurice Jones-Drew (2006)	16
ALLEN ROBINSON (2015)	16
Maurice Jones-Drew (2008)	14
Fred Taylor (2000).....	14
James Stewart (1999).....	13
Maurice Jones-Drew (2011)	11
<i>Several players tied</i>	10

FIELD GOALS

Mike Hollis (1999)	31
Mike Hollis (1997)	31
Mike Hollis (1996)	30
JASON MYERS (2016)	27
JASON MYERS (2015)	26
Josh Scobee (2006).....	26
Josh Scobee (2012).....	25
Josh Scobee (2000).....	24
Mike Hollis (2000)	24

FIELD GOAL % (MIN. 25 ATTEMPTS)

Mike Hollis (2000)	92.3
Josh Scobee (2013).....	92.0
Josh Scobee (2011).....	92.0
Josh Scobee (2012).....	89.3
JASON MYERS (2015)	86.7
Mike Hollis (1997)	86.1
Mike Hollis (1996)	83.3
Mike Hollis (1999)	81.6
Josh Scobee (2006).....	81.3
Mike Hollis (1998)	80.8

EXTRA POINTS

Mike Hollis (1998)	45
Josh Scobee (2010).....	41
Josh Scobee (2006).....	41
Mike Hollis (1997)	41
Josh Scobee (2005).....	38
Mike Hollis (1999)	37
Josh Scobee (2008).....	33
Mike Hollis (2000)	33
JASON MYERS (2015)	32
<i>Several players tied</i>	30



PASSING

PASSING YARDS

BLAKE BORTLES (2015)	4,428
Mark Brunell (1996) *Led NFL*	4,367
BLAKE BORTLES (2016)	3,925
Mark Brunell (2000)	3,640
David Garrard (2008)	3,620
David Garrard (2009)	3,597
Mark Brunell (2001)	3,309
Mark Brunell (1997)	3,281
Chad Henne (2013)	3,241
Mark Brunell (1999)	3,060

PASS ATTEMPTS

BLAKE BORTLES (2016)	625
BLAKE BORTLES (2015)	606
Mark Brunell (1996)	557
David Garrard (2008)	535
David Garrard (2009)	516
Mark Brunell (2000)	512
Chad Henne (2013)	503
BLAKE BORTLES (2014)	475
Mark Brunell (2001)	473
Mark Brunell (1999)	441

PASS COMPLETIONS

BLAKE BORTLES (2016)	368
BLAKE BORTLES (2015)	355
Mark Brunell (1996)	353
David Garrard (2008)	335
David Garrard (2009)	314
Mark Brunell (2000)	311
Chad Henne (2013)	305
Mark Brunell (2001)	289
BLAKE BORTLES (2014)	280
Byron Leftwich (2004)	267

TOUCHDOWN PASSES

BLAKE BORTLES (2015)	35
BLAKE BORTLES (2016)	23
David Garrard (2010)	23
Mark Brunell (2000)	20
Mark Brunell (1998)	20
Mark Brunell (2001)	19
Mark Brunell (1996)	19
David Garrard (2007)	18
Mark Brunell (1997)	18
Mark Brunell (2002)	17

INTERCEPTIONS

Mark Brunell (1996)	20
BLAKE BORTLES (2015)	18
BLAKE BORTLES (2014)	17
BLAKE BORTLES (2016)	16
Byron Leftwich (2003)	16
David Garrard (2010)	15
Chad Henne (2013)	14
Mark Brunell (2000)	14
David Garrard (2008)	13
Mark Brunell (2001)	13

INTERCEPTION % (MIN. 300 ATTEMPTS)

David Garrard (2007)	0.92
Mark Brunell (1997)	1.61
Byron Leftwich (2005).....	1.66
Mark Brunell (2002)	1.68
David Garrard (2009)	1.94
Mark Brunell (1995)	2.02
Mark Brunell (1999)	2.04
Byron Leftwich (2004)	2.27
David Garrard (2008)	2.43
Mark Brunell (1998)	2.54

COMPLETION % (MIN. 300 ATTEMPTS)

David Garrard (2010)	64.48
David Garrard (2007)	64.00
Mark Brunell (1996)	63.38
David Garrard (2008)	62.62
Mark Brunell (2001)	61.10
David Garrard (2009)	60.85
Mark Brunell (2000)	60.74
Mark Brunell (1997)	60.69
Chad Henne (2013)	60.64
Byron Leftwich (2004)	60.54

PASSER RATING (MIN. 300 ATTEMPTS)

David Garrard (2007)	102.2
Mark Brunell (1997)	91.2
David Garrard (2010)	90.8
Mark Brunell (1998)	89.9
Byron Leftwich (2005)	89.3
BLAKE BORTLES (2015)	88.2
Mark Brunell (2002)	85.7
Mark Brunell (2001)	84.1
Mark Brunell (1996)	84.0

AVG. GAIN PER ATTEMPT (MIN. 300 ATTEMPTS)

Mark Brunell (1996) *Led NFL*	7.84
David Garrard (2007)	7.72
Mark Brunell (1997)	7.54
David Garrard (2010)	7.47
Mark Brunell (1998)	7.35
BLAKE BORTLES (2015)	7.31
Mark Brunell (2000)	7.11
Byron Leftwich (2005)	7.03
Mark Brunell (2001)	7.00
David Garrard (2009)	6.97

400-YARD PASSING GAMES

Mark Brunell (1996)	2
---------------------------	---

300-YARD PASSING GAMES

Blake Bortles (2015)	6
Mark Brunell (1996)	6
BLAKE BORTLES (2016)	5
<i>Several players tied</i>	3

SINGLE-SEASON RECORDS

RUSHING

RUSHING YARDS

Maurice Jones-Drew (2011) *Led NFL*	1,606
Fred Taylor (2003)	1,572
Fred Taylor (2000)	1,399
Maurice Jones-Drew (2009)	1,391
Maurice Jones-Drew (2010)	1,324
Fred Taylor (2002)	1,314
Fred Taylor (2004)	1,224
Fred Taylor (1998)	1,223
Fred Taylor (2007)	1,202
Fred Taylor (2006)	1,146

RUSHING ATTEMPTS

Fred Taylor (2003)	345
Maurice Jones-Drew (2011)	343
Maurice Jones-Drew (2009)	312
Maurice Jones-Drew (2010)	299
Fred Taylor (2000)	292
Fred Taylor (2002)	287
Fred Taylor (1998)	264
Fred Taylor (2004)	260
James Stewart (1999)	249
Natrone Means (1997)	244

RUSHING TOUCHDOWNS

Maurice Jones-Drew (2009)	15
Fred Taylor (1998)	14
Maurice Jones-Drew (2006)	13
James Stewart (1999)	13
Maurice Jones-Drew (2008)	12
Fred Taylor (2000)	12
Maurice Jones-Drew (2007)	9
Stacey Mack (2002)	9
Stacey Mack (2001)	9
Natrone Means (1997)	9

RUSHING AVERAGE (MIN. 150 ATTEMPTS)

Maurice Jones-Drew (2006)	5.67
Fred Taylor (2007)	5.39
Fred Taylor (2006)	4.96
Fred Taylor (2000)	4.79
Fred Taylor (2004)	4.71
Maurice Jones-Drew (2011)	4.68
Fred Taylor (1998)	4.63
Maurice Jones-Drew (2007)	4.60
Fred Taylor (1999)	4.60
Fred Taylor (2002)	4.58

200-YARD RUSHING GAMES

Fred Taylor (2000)	1
--------------------	---



100-YARD RUSHING GAMES

Fred Taylor (2000)	9
Maurice Jones-Drew (2010)	7
Fred Taylor (2003)	7
Maurice Jones-Drew (2011)	6
Fred Taylor (1998)	6
Maurice Jones-Drew (2009)	5
Fred Taylor (2007)	5
Fred Taylor (2004)	5
Fred Taylor (2002)	5
Fred Taylor (2006)	4

RECEIVING

RECEPTIONS

Jimmy Smith (1999) *Led NFL*	116
Jimmy Smith (2001)	112
Keenan McCardell (2000)	94
Keenan McCardell (2001)	93
Jimmy Smith (2000)	91
Keenan McCardell (1997)	85
Keenan McCardell (1996)	85
Jimmy Smith (1996)	83
Jimmy Smith (1997)	82
Several players tied	80

RECEIVING TOUCHDOWNS

ALLEN ROBINSON (2015) *Led NFL*	14
Allen Hurns (2015)	10
MARCEDES LEWIS (2010)	10
Reggie Williams (2007)	10
Jimmy Smith (2001)	8
Jimmy Smith (2000)	8
Jimmy Smith (1998)	8

200-YARD RECEIVING GAMES

Justin Blackmon (2012)	1
Jimmy Smith (2000)	1
Jimmy Smith (1999)	1
Keenan McCardell (1996)	1

RECEIVING YARDS

Jimmy Smith (1999)	1,636
ALLEN ROBINSON (2015)	1,400
Jimmy Smith (2001)	1,373
Jimmy Smith (1997)	1,324
Jimmy Smith (1996)	1,244
Jimmy Smith (2000)	1,213
Keenan McCardell (2000)	1,207
Jimmy Smith (1998)	1,182
Jimmy Smith (2004)	1,172
Keenan McCardell (1997)	1,164
Keenan McCardell (1996)	1,129
Keenan McCardell (2001)	1,110
ALLEN HURNS (2015)	1,031
Jimmy Smith (2002)	1,027
Jimmy Smith (2005)	1,023

100-YARD RECEIVING GAMES

Jimmy Smith (1999)	9
ALLEN ROBINSON (2015)	6
Jimmy Smith (2001)	6
Jimmy Smith (1997)	6
Keenan McCardell (2000)	5
Jimmy Smith (2000)	5
Jimmy Smith (1998)	5

YARDS PER RECEPTION (MIN. 50 RECEPTIONS)

Cecil Shorts III (2012)	17.80
ALLEN ROBINSON (2015)	17.50
Jimmy Smith (1997)	16.15
ALLEN HURNS (2015)	16.11
Jimmy Smith (2004)	15.84
Jimmy Smith (1998)	15.15
Jimmy Smith (1996)	14.99



YARDAGE

SCRIMMAGE YARDS

Maurice Jones-Drew (2011)	1,980
Fred Taylor (2003)	1,942
Maurice Jones-Drew (2009)	1,765
Fred Taylor (2002)	1,722
Fred Taylor (1998)	1,644
Maurice Jones-Drew (2010)	1,641
Fred Taylor (2000)	1,639
Jimmy Smith (1999)	1,636
Fred Taylor (2004)	1,569
ALLEN ROBINSON (2015)	1,400

ALL-PURPOSE YARDS

Maurice Jones-Drew (2006)	2,250
Maurice Jones-Drew (2007)	2,014
Maurice Jones-Drew (2011)	1,964
Fred Taylor (2003)	1,942
Maurice Jones-Drew (2009)	1,881
Maurice Jones-Drew (2008)	1,739
Fred Taylor (2002)	1,722
Fred Taylor (1998)	1,653
Maurice Jones-Drew (2010)	1,641
Fred Taylor (2000)	1,638



SINGLE-SEASON RECORDS

PUNTING

PUNTS

Bryan Anger (2013)	95
Bryan Anger (2014)	94
Bryan Anger (2012)	91
Bryan Barker (1998)	85
Chris Hanson (2004)	84
Chris Hanson (2005)	82
Chris Hanson (2001)	82
Bryan Barker (1995)	82
Chris Hanson (2002)	81
Bryan Anger (2015)	80

GROSS AVERAGE (MIN. 50 PUNTS)

Bryan Anger (2012) *NFL rookie record*	47.8
Bryan Anger (2014)	47.5
BRAD NORTMAN (2016)	46.6
Bryan Anger (2015)	46.3
Bryan Anger (2013)	45.7
Bryan Barker (1998)	45.0
Bryan Barker (1997)	44.9

NET AVERAGE (MIN. 50 PUNTS)

Bryan Anger (2012) *NFL rookie record*	40.8
Bryan Anger (2013)	40.5
Bryan Anger (2014)	39.6
BRAD NORTMAN (2016)	39.5
Bryan Anger (2015)	39.5
Adam Podlesh (2010)	39.2
Bryan Barker (1997)	38.8

INSIDE THE 20 (MIN. 50 PUNTS)

Chris Hanson (2005)	33
Bryan Barker (1999)	32
Bryan Anger (2013)	31
Bryan Anger (2012)	31
Bryan Barker (2000)	29
Chris Hanson (2004)	28
Bryan Barker (1998)	28

TOUCHBACKS (MIN. 50 PUNTS)

Adam Podlesh (2007)	2
Bryan Anger (2015)	4
Several players tied	5



KICKOFF RETURNS

Brian Witherspoon (2008)	52
Deji Karim (2010)	50
David Allen (2003)	41
Derrick Wimbush (2005)	39
Jordan Todman (2014)	38
Shyrone Stith (2000)	33
Willie Jackson (1997)	32
Maurice Jones-Drew (2007)	31
Maurice Jones-Drew (2006)	31
Reggie Barlow (1998)	30

KICKOFF RETURN TOUCHDOWNS

MARQISE LEE (2016)	1
Maurice Jones-Drew (2007)	1
Several players tied	1

PUNT RETURNS

Alvin Pearman (2005)	49
Reggie Barlow (1998)	43
Damon Gibson (2001)	38
Reggie Barlow (1999)	38
Reggie Barlow (1997)	36
Mike Thomas (2010)	34
Ace Sanders (2014)	32
Chris Hudson (2006)	32
Chris Hudson (1996)	32
Reggie Barlow (2000)	29

PUNT RETURN AVERAGE (MIN. 15 RETURNS)

RASHAD GREENE SR. (2015)	16.72
Reggie Barlow (1998)	12.91
Bobby Shaw (2002)	12.40
David Allen (2003)	12.00
Reggie Barlow (1997)	11.44
Brian Witherspoon (2008)	11.29
Reggie Barlow (1999)	10.89
Chris Hudson (1996)	10.88
Mike Thomas (2010)	10.53
Desmond Howard (1995)	10.25

RETURNS

KICKOFF RETURN YARDS

Brian Witherspoon (2008)	1,250
Deji Karim (2010)	1,248
Jordan Todman (2014)	972
Derrick Wimbush (2005)	955
Maurice Jones-Drew (2006)	860
David Allen (2003)	831
Maurice Jones-Drew (2007)	811
Shyrone Stith (2000)	785
Reggie Barlow (1998)	747
Jordan Todman (2013)	712

KICKOFF RETURN AVERAGE (MIN. 25 RETURNS)

Maurice Jones-Drew (2006)	27.74
Jordan Todman (2013)	27.38
Maurice Jones-Drew (2007)	26.16
Jordan Todman (2014)	25.58
Deji Karim (2010)	24.96
Reggie Barlow (1998)	24.90
Mike Thomas (2009)	24.77
Derrick Wimbush (2005)	24.49

PUNT RETURN YARDS

Reggie Barlow (1998)	555
Reggie Barlow (1999)	414
Reggie Barlow (1997)	412
Alvin Pearman (2005)	410
Mike Thomas (2010)	358
Chris Hudson (1996)	348
Damon Gibson (2001)	333
David Allen (2003)	324
Bobby Shaw (2002)	310
Rashad Greene (2015)	301

PUNT RETURN TOUCHDOWNS

RASHAD GREENE SR. (2015)	1
Mike Thomas (2010)	1
Bobby Shaw (2002)	1
Reggie Barlow (1999)	1
Reggie Barlow (1998)	1

DEFENSE

INTERCEPTIONS

Rashean Mathis (2006)	8
Marlon McCree (2002)	6
Aaron Beasley (1999)	6
Reggie Nelson (2007)	5
Rashean Mathis (2005)	5
Donovin Darius (2004)	5
Rashean Mathis (2004)	5
Deon Figures (1997)	5
Several players tied	4

INTs RETURNED FOR TOUCHDOWN

Rashean Mathis (2008)	2
Aaron Beasley (1999)	2
Several players tied	1

SACKS

Tony Brackens (1999)	12.0
Tony Brackens (2001)	11.0
Kevin Hardy (1999)	10.5
Bobby McCray (2006)	10.0
Gary Walker (1999)	10.0

TACKLES

PAUL POSLUSZNY (2012)	231
Hardy Nickerson (2001)	230
Russell Allen (2012)	201
PAUL POSLUSZNY (2011)	192
Mike Peterson (2005)	190
Wali Rainer (2002)	188
Kevin Hardy (1998)	186
Mike Peterson (2004)	178

SINGLE-SEASON RECORDS

DEFENSE & FUMBLES

TAKEAWAYS

Donovin Darius (2004).....	9
Rashean Mathis (2006).....	8
Marlon McCree (2002).....	6
Aaron Beasley (1999).....	6

FORCED FUMBLES

Tony Brackens (1999).....	8
Tony Brackens (1997).....	6
Tony Brackens (2001).....	5
Tony Brackens (1996).....	5

FUMBLES

BLAKE BORTLES (2015).....	14
Blaine Gabbert (2011).....	14
David Garrard (2009).....	14
Mark Brunell (1996).....	13
David Garrard (2010).....	11
Byron Leftwich (2003).....	11

OPPONENT FUMBLE RECOVERIES

Donovin Darius (2004).....	4
Bryan Schwartz (1998).....	4

FUMBLES LOST

David Garrard (2009).....	8
Blake Bortles (2016).....	6
Byron Leftwich (2003).....	6
Blake Bortles (2015).....	5
Blaine Gabbert (2011).....	5
David Garrard (2010).....	4
Several players tied.....	3

SINGLE-GAME RECORDS

SCORING

POINTS

James Stewart (Oct. 12, 1997 vs. Phi.).....	30
Maurice Jones-Drew (Dec. 11, 2011 vs. T.B.).....	24
Fred Taylor (Nov. 19, 2000 at Pit.).....	24
Several players tied.....	18

FIELD GOALS

Josh Scobee (Oct. 10, 2010 at Buf.).....	5
Josh Scobee (Nov. 25, 2007 vs. Buf.).....	5
Mike Hollis (Sept. 10, 2000 at Bal.).....	5
Mike Hollis (Nov. 30, 1997 vs. Bal.).....	5
Mike Hollis (Dec. 1, 1996 vs. Cin.).....	5
Jason Myers (Dec. 24, 2016 vs. Ten.).....	4
Several players tied.....	4

TOUCHDOWNS

James Stewart (Oct. 12, 1997 vs. Phi.).....	5
Maurice Jones-Drew (Dec. 11, 2011 vs. T.B.).....	4
Fred Taylor (Nov. 19, 2000 at Pit.).....	4
Several players tied.....	3

EXTRA POINTS

Josh Scobee (Dec. 23, 2007 vs. Oak.).....	7
Mike Hollis (Dec. 3, 2000 vs. Cle.).....	6
Mike Hollis (Nov. 1, 1998 at Bal.).....	6
Several players tied.....	5



PASSING

PASSING YARDS

Mark Brunell (Sept. 22, 1996 at N.E.).....	432
Mark Brunell (Oct. 20, 1996 at STL).....	421
Mark Brunell (Sept. 10, 2000 at Bal.).....	386
BLAKE BORTLES (Nov. 8, 2015 at NYJ).....	381
Mark Brunell (Sept. 20, 1998 vs. Bal.).....	376
BLAKE BORTLES (Dec. 27, 2015 at N.O.).....	368
Byron Leftwich (Oct. 10, 2004 at S.D.).....	357
Mark Brunell (Dec. 1, 1996 vs. Cin.).....	356
Chad Henne (Nov. 18, 2012 at Hou.).....	354
Quinn Gray (Nov. 4, 2007 at N.O.).....	354
Mark Brunell (Nov. 10, 1996 vs. Bal.).....	354

PASSING TDs

BLAKE BORTLES (Dec. 6, 2015 at Ten.).....	5
BLAKE BORTLES (Sept. 24, 2017 vs. Bal.).....	4
BLAKE BORTLES (Oct. 11, 2015 at T.B.).....	4
CHAD HENNE (Nov. 18, 2012 at Hou.).....	4
David Garrard (Oct. 31, 2010 at Dal.).....	4
Quinn Gray (Dec. 30, 2007 at Hou.).....	4
Mark Brunell (Nov. 29, 1998 at Cin.).....	4
Several players tied.....	3

PASS ATTEMPTS

BLAKE BORTLES (Oct. 27, 2016 vs. Ten.).....	54
Byron Leftwich (Oct. 10, 2004 at S.D.).....	54
BLAKE BORTLES (Oct. 18, 2015 vs. Hou.).....	53
Mark Brunell (Oct. 20, 1996 at STL).....	52
CHAD HENNE (Dec. 29, 2013 at Ind.).....	51
CHAD HENNE (Dec. 23, 2012 vs. N.E.).....	51
BLAKE BORTLES (Oct. 4, 2015 at Ind.).....	50
Mark Brunell (Sept. 10, 2000 at Bal.).....	50
BLAKE BORTLES (Nov. 29, 2015 vs. S.D.).....	49
Blaine Gabbert (Oct. 28, 2012 at G.B.).....	49
Mark Brunell (Oct. 15, 1995 vs. Chi.).....	48

INTERCEPTIONS

Mark Brunell (Oct. 20, 1996 at STL).....	5
Luke McCown (Sept. 18, 2011 at NYJ).....	4
David Garrard (Sept. 19, 2010 at S.D.).....	4
David Garrard (Nov. 12, 2006 vs. Hou.).....	4
Several players tied.....	3

AVG. GAIN PER ATTEMPT (MIN. 20 ATTEMPTS)

David Garrard (Oct. 21, 2010 at Dal.).....	12.38
Rob Johnson (Aug. 31, 1997 at Bal.).....	12.25
Byron Leftwich (Oct. 5, 2003 vs. S.D.).....	12.00
Mark Brunell (Nov. 1, 1998 at Bal.).....	11.85
Mark Brunell (Nov. 21, 1999 vs. N.O.).....	11.70
Mark Brunell (Sept. 22, 1996 at N.E.).....	11.08

PASS COMPLETIONS

Mark Brunell (Oct. 20, 1996 at STL).....	37
Byron Leftwich (Oct. 10, 2004 at S.D.).....	36
BLAKE BORTLES (Oct. 27, 2016 at Ten.).....	33
BLAKE BORTLES (Oct. 12, 2014 at Ten.).....	32
BLAKE BORTLES (Nov. 13, 2016 vs. Hou.).....	32
BLAKE BORTLES (Nov. 29, 2015 vs. S.D.).....	30
BLAKE BORTLES (Oct. 18 vs. Hou.).....	30
CHAD HENNE (Dec. 29, 2013 at Ind.).....	30
David Garrard (Oct. 18, 2009 vs. STL).....	30
Mark Brunell (Oct. 15, 1995 vs. Chi.).....	30

COMPLETION % (MIN. 20 ATTEMPTS)

Mark Brunell (Sept. 7, 2003 at Car.).....	85.2
Mark Brunell (Oct. 29, 2000 at Dal.).....	83.3
Rob Johnson (Aug. 31, 1997 at Bal.).....	83.3
David Garrard (Dec. 2, 2007 at Ind.).....	82.8
David Garrard (Oct. 31, 2010 at Dal.).....	81.0
David Garrard (Oct. 10, 2010 at Buf.).....	80.0
Mark Brunell (Oct. 6, 1996 at N.O.).....	80.0

SINGLE-GAME RECORDS

RUSHING

RUSHING YARDS

Fred Taylor (Nov. 19, 2000 at Pit.).....	234
Fred Taylor (Dec. 21, 2003 vs. N.O.).....	194
Maurice Jones-Drew (Dec. 5, 2010 at Ten.).....	186
Fred Taylor (Dec. 6, 1998 vs. Det.).....	183
Fred Taylor (Dec. 3, 2000 vs. Cle.).....	181
Maurice Jones-Drew (Sept. 23, 2012 at Ind.).....	177
Maurice Jones-Drew (Nov. 1, 2009 at Ten.).....	177
Maurice Jones-Drew (Jan. 1, 2012 vs. Ind.).....	169
Maurice Jones-Drew (Dec. 10, 2006 vs. Ind.).....	166
Fred Taylor (Oct. 30, 2005 at STL).....	165

RUSHING TOUCHDOWNS

James Stewart (Oct. 12, 1997 vs. Phi.).....	5
Maurice Jones-Drew (Oct. 18, 2009 vs. STL).....	3
Maurice Jones-Drew (Sept. 27, 2009 at Hou.).....	3
Fred Taylor (Dec. 3, 2000 vs. Cle.).....	3
Fred Taylor (Nov. 19, 2000 at Pit.).....	3
Fred Taylor (Nov. 15, 1998 vs. T.B.).....	3
Several players tied.....	2

RUSHING ATTEMPTS

Fred Taylor (Dec. 21, 2003 vs. N.O.).....	34
Maurice Jones-Drew (Oct. 18, 2009 vs. STL).....	33
Fred Taylor (Nov. 23, 2003 at NYJ).....	32
Fred Taylor (Dec. 17, 2000 at Cin.).....	32
Fred Taylor (Dec. 6, 1998 vs. Det.).....	32
Maurice Jones-Drew (Dec. 5, 2010 at Ten.).....	31
Fred Taylor (Oct. 29, 2000 at Dal.).....	31
Several players tied.....	30

RUSHING AVERAGE (MIN. 10 ATTEMPTS)

Maurice Jones-Drew (Dec. 10, 2006 vs. Ind.).....	11.07
Maurice Jones-Drew (Oct. 14, 2007 vs. Hou.).....	10.42
Fred Taylor (Oct. 31, 1999 at Cin.).....	8.53
Maurice Jones-Drew (Sept. 24, 2006 at Ind.).....	7.92
Stacey Mack (Dec. 30, 2000 vs. K.C.).....	7.81
Fred Taylor (Nov. 19, 2000 at Pit.).....	7.80
Fred Taylor (Oct. 30, 2005 at STL).....	7.50
Fred Taylor (Dec. 19, 2004 at G.B.).....	7.50



RECEIVING & YARDAGE

RECEPTIONS

Keenan McCardell (Oct. 20, 1996 at STL).....	16
Jimmy Smith (Sept. 10, 2000 at Bal.).....	15
Justin Blackmon (Oct. 13, 2013 at Den.).....	14
Jimmy Smith (Jan. 2, 2000 vs. Cin.).....	14
ALLEN HURNS (Oct. 4, 2015 at Ind.).....	11
Keenan McCardell (Dec. 23, 2000 at NYG).....	11
Keenan McCardell (Oct. 1, 2000 vs. Pit.).....	11
Keenan McCardell (Dec. 7, 1997 vs. N.E.).....	11
Several players tied.....	10

RECEIVING TDs

MARCEDES LEWIS (Sept. 24 vs. Bal.).....	3
ALLEN ROBINSON (Dec. 6, 2015 at Ten.).....	3
Jimmy Smith (Sept. 10, 2000 at Bal.).....	3
Several players tied.....	2

YARDS PER RECEPTION (MIN. 4 RECEPTIONS)

Justin Blackmon (Nov. 18, 2012 at Hou.).....	33.7
Ernest Wilford (Dec. 24, 2005 at Hou.).....	29.5
Andre Rison (Sept. 22, 1996 at N.E.).....	28.8
Jimmy Smith (Nov. 9, 1997 vs. K.C.).....	28.0

RECEIVING YARDS

Jimmy Smith (Sept. 10, 2000 at Bal.).....	291
Justin Blackmon (Nov. 18, 2012 at Hou.).....	236
Keenan McCardell (Oct. 20, 1996 at STL).....	232
Jimmy Smith (Nov. 21, 1999 vs. N.O.).....	220
Justin Blackmon (Oct. 13, 2013 at Den.).....	190
Jimmy Smith (Jan. 2, 2000 vs. Cin.).....	165
Jimmy Smith (Sept. 22, 1997 vs. Pit.).....	164
Jimmy Smith (Dec. 1, 1996 vs. Cin.).....	162
Pete Mitchell (Nov. 19, 1995 at T.B.).....	161
Jimmy Smith (Nov. 16, 1997 vs. Ten.).....	158

SCRIMMAGE YARDS

Jimmy Smith (Sept. 10, 2000 at Bal.).....	291
Fred Taylor (Nov. 19, 2000 at Pit.).....	248
Fred Taylor (Sept. 29, 2002 vs. NYJ).....	237
Justin Blackmon (Nov. 18, 2012 at Hou.).....	236
Keenan McCardell (Oct. 20, 1996 at STL).....	232
Fred Taylor (Dec. 21, 2003 at N.O.).....	225
Maurice Jones-Drew (Nov. 21, 2010 vs. Cle.).....	220
Jimmy Smith (Nov. 21, 1999 vs. N.O.).....	220
Fred Taylor (Sept. 20, 1998 vs. Bal.).....	213
Fred Taylor (Dec. 6, 1998 vs. Det.).....	206



ALL-PURPOSE YARDS

Maurice Jones-Drew (Dec. 10, 2006 vs. Ind.).....	303
Jimmy Smith (Sept. 10, 2000 at Bal.).....	291
Maurice Jones-Drew (Oct. 14, 2007 vs. Hou.).....	260
Fred Taylor (Nov. 19, 2000 at Pit.).....	248
Maurice Jones-Drew (Sept. 24, 2006 at Ind.).....	244
Fred Taylor (Sept. 29, 2002 vs. NYJ).....	237
Justin Blackmon (Nov. 18, 2012 at Hou.).....	236
Keenan McCardell (Oct. 20, 1996 at STL).....	232
Fred Taylor (Dec. 21, 2003 vs. N.O.).....	225
Several players tied.....	220

PUNTING

PUNTS

Bryan Anger (Sept. 8, 2013 vs. K.C.).....	11
Adam Podlesh (Nov. 16, 2008 vs. Ten.).....	10
Bryan Anger (Oct. 21, 2012 at Oak.).....	9
Bryan Anger (Sept. 16, 2012 vs. Hou.).....	9
Nick Harris (Dec. 24, 2011 at Ten.).....	9
Nick Harris (Nov. 27, 2011 vs. Hou.).....	9
Chris Hanson (Oct. 16, 2005 at Pit.).....	9
Chris Hanson (Sept. 19, 2004 vs. Den.).....	9
Bryan Barker (Sept. 25, 2000 at Ind.).....	9
Bryan Barker (Nov. 14, 1999 vs. Bal.).....	9
Bryan Barker (Oct. 29, 1995 at Pit.).....	9

PUNTS INSIDE 20

Bryan Barker (Nov. 14, 1999 vs. Bal.).....	8
Bryan Anger (Nov. 17, 2013 vs. Ari.).....	6
Bryan Barker (Oct. 3, 1999 vs. Pit.).....	6

GROSS AVERAGE (MIN. 4 PUNTS)

Bryan Anger (Dec. 23, 2012 vs. N.E.).....	56.3
Bryan Anger (Oct. 11, 2015 at T.B.).....	55.3
BRAD NORTMAN (Oct. 16, 2016 at Chi.).....	55.0
Bryan Barker (Oct. 19, 1997 at Dal.).....	53.8
BRAD NORTMAN (Oct. 2, 2016 vs. Ind.).....	53.6
Bryan Anger (Sept. 9, 2012 at Min.).....	53.5
Bryan Anger (Sept. 23, 2012 at Ind.).....	53.5

NET AVERAGE (MIN. 4 PUNTS)

BRAD NORTMAN (Oct. 16, 2016 at Chi.).....	52.2
Bryan Anger (Nov. 4, 2012 vs. Det.).....	50.5
Adam Podlesh (Dec. 23, 2007 vs. Oak.).....	49.8
Chris Hanson (Nov. 10, 2002 vs. Was.).....	48.2
Bryan Anger (Dec. 26, 2012 at Mia.).....	47.4



SINGLE-GAME RECORDS

RETURNS

KICKOFF RETURNS

Deji Karim (Oct. 18, 2010 vs. Ten.)	7
Jermaine Lewis (Oct. 10, 2004 at S.D.)	7
Curtis Marsh (Nov. 12, 1995 vs. Sea.)	7
<i>Several players tied</i>	6

KICKOFF RETURN AVERAGE (MIN. 3 RETURNS)

Maurice Jones-Drew (Nov. 4, 2007 at N.O.)	47.33
Derrick Wimbush (Nov. 27, 2005 at Ari.)	46.00
Brian Witherspoon (Sept. 7, 2008 at Ten.)	41.33
Randy Jordan (Oct. 13, 1996 vs. NYJ)	39.67
Tiquan Underwood (Sept. 12, 2010 vs. Den.)	38.33

KICKOFF RETURN YARDS

Reggie Barlow (Oct. 25, 1998 at Den.)	206
Jordan Todman (Sept. 28, 2014 at S.D.)	174
Jordan Todman (Nov. 2, 2014 at Cin.)	173
Curtis Marsh (Nov. 12, 1995 vs. Sea.)	169
Deji Karim (Oct. 18, 2010 vs. Ten.)	168
Reggie Barlow (Dec. 7, 1997 vs. N.E.)	157
Rashad Jennings (Nov. 18, 2012 at Hou.)	149
David Allen (Dec. 14, 2003 at N.E.)	147
Alvis Whitted (Dec. 26, 1999 at Ten.)	147
Mike Thomas (Nov. 1, 2009 at Ten.)	146

KICKOFF RETURN TDs

MARQISE LEE (Dec. 18, 2016 at Hou.)	1
Maurice Jones-Drew (Nov. 4, 2007 at N.O.)	1
Maurice Jones-Drew (Dec. 10, 2006 vs. Ind.)	1
Derrick Wimbush (Nov. 27, 2005 at Ari.)	1
Elvis Joseph (Nov. 18, 2001 at Pit.)	1
Alvis Whitted (Dec. 26, 1999 at Ten.)	1
Reggie Barlow (Dec. 7, 1997 vs. N.E.)	1

PUNT RETURN YARDS

Reggie Barlow (Sept. 13, 1998 vs. K.C.)	134
Mike Thomas (Dec. 19, 2010 at Ind.)	99
Desmond Howard (Sept. 24, 1995 vs. G.B.)	82
Reggie Barlow (Sept. 20, 1998 vs. Bal.)	81
Reggie Barlow (Nov. 21, 1999 vs. N.O.)	80
Reggie Barlow (Nov. 23, 1997 at Cin.)	79
Jermaine Lewis (Sept. 19, 2004 vs. Den.)	78
RASHAD GREENE SR. (Nov. 19, 2015 vs. Ten.)	76
Reggie Barlow (Nov. 2, 1997 at Ten.)	76
<i>Several players tied</i>	73

PUNT RETURNS

Alvin Pearman (Dec. 18, 2005 vs. S.F.)	7
Alvin Pearman (Nov. 13, 2005 vs. Bal.)	7
Ace Sanders (Nov. 17, 2013 vs. Ari.)	6
Mike Thomas (Oct. 24, 2011 vs. Bal.)	6
David Allen (Dec. 7, 2003 vs. Hou.)	6
Reggie Barlow (Dec. 3, 2000 vs. Cle.)	6
R. Jay Soward (Oct. 8, 2000 vs. Bal.)	6
Reggie Barlow (Nov. 14, 1999 vs. Bal.)	6
Reggie Barlow (Sept. 20, 1998 vs. Bal.)	6
<i>Several players tied</i>	5

PUNT RETURN TDs

RASHAD GREENE (Dec. 13, 2015 vs. Ind.)	1
Mike Thomas (Dec. 19, 2010 at Ind.)	1
Bobby Shaw (Oct. 6, 2002 vs. Phi.)	1
Reggie Barlow (Nov. 21, 1999 vs. N.O.)	1
Reggie Barlow (Sept. 13, 1998 vs. K.C.)	1

PUNT RETURN YARD AVG.

Reggie Barlow (Sept. 13, 1998 vs. K.C.)	44.67
Reggie Barlow (Nov. 23, 1997 at Cin.)	26.33
Reggie Barlow (Nov. 2, 1997 at Ten.)	25.33
Mike Thomas (Dec. 19, 2010 at Ind.)	24.75
Reggie Barlow (Nov. 29, 1998 at Cin.)	23.00
Brian Witherspoon (Nov. 29, 2009 at S.F.)	21.00
Desmond Howard (Sept. 24, 1995 vs. G.B.)	20.50
Dennis Northcutt (Dec. 9, 2007 vs. Car.)	20.00



DEFENSE, FUMBLES & BLOCKS

INTERCEPTIONS

Davon House (Nov. 15, 2015 at Bal.)	2
Derek Cox (Oct. 31, 2010 at Dal.)	2
Rashean Mathis (Nov. 5, 2006 vs. Ten.)	2
Rashean Mathis (Sept. 18, 2006 vs. Pit.)	2
Terry Cousin (Nov. 13, 2005 vs. Bal.)	2
Rashean Mathis (Oct. 30, 2005 at STL)	2
Clonovin Darius (Jan. 2, 2005 at Oak.)	2
Rashean Mathis (Dec. 19, 2004 at G.B.)	2
Marlon McCree (Sept. 15, 2002 at K.C.)	2
Rayna Stewart (Sept. 10, 2000 at Bal.)	2
Aaron Beasley (Sept. 12, 1999 vs. S.F.)	2
Deon Figures (Aug. 31, 1997 at Bal.)	2
<i>Several players tied</i>	1

TAKEAWAYS

Darren Carrington (Oct. 1, 1995 at Hou.)	3
--	---

FORCED FUMBLES

Tony Brackens (Oct. 3, 1999 vs. Pit.)	3
<i>Several players tied</i>	2

OPPONENT FUMBLE RECOVERIES

Telvin Smith (Nov. 23, 2014 at Ind.)	2
Tony Brackens (Sept. 29, 1996 vs. Car.)	2
Darren Carrington (Oct. 1, 1995 at Hou.)	2

INTs RETURNED FOR TOUCHDOWN

JALEN RAMSEY (Dec. 24, 2016 vs. Ten.)	1
TELVIN SMITH (Oct. 25, 2015 vs. Buf.)	1
Dwayne Gratz (Dec. 28, 2014 at Hou.)	1
PAUL POSLUSZNY (Oct. 13, 2013 at Den.)	1
Rashean Mathis (Sept. 21, 2008 at Ind.)	1
Rashean Mathis (Oct. 5, 2008 vs. Pit.)	1
Clint Ingram (Dec. 9, 2007 vs. Car.)	1
Aaron Glenn (Oct. 28, 2007 at T.B.)	1
Scott Starks (Nov. 5, 2006 vs. Ten.)	1
Mike Peterson (Nov. 13, 2005 vs. Bal.)	1
Rashean Mathis (Oct. 16, 2005 at Pit.)	1
Tony Brackens (Nov. 28, 1999 at Bal.)	1
Aaron Beasley (Sept. 26, 1999 vs. Ten.)	1
Aaron Beasley (Sept. 12, 1999 vs. S.F.)	1
Mickey Washington (Oct. 22, 1995 at Cle.)	1

BLOCKED PUNTS

Dan Skuta (Jan. 1, 2017 at IND)	1
Hayes Pullard III (Nov. 29, 2015 vs. S.D.)	1
J.T. Thomas (Sept. 8, 2013 vs. K.C.)	1
Mike Harris (Dec. 30, 2012 at Ten.)	1
Kassim Osgood (Dec. 15, 2011 at Atl.)	1
Rashad Jennings (Sept. 19, 2010 at S.D.)	1
Jorge Cordova (Dec. 10, 2006 vs. Ind.)	1
Gerald Sensabaugh (Oct. 8, 2006 vs. NYJ)	1
Derrick Wimbush (Oct. 9, 2005 vs. Cin.)	1
Eric Westmoreland (Oct. 27, 2002 vs. Hou.)	1
Donovin Darius (Sept. 10, 2001 vs. Pit.)	1
Donovin Darius (Oct. 1, 2000 vs. Pit.)	1
Dave Thomas (Nov. 14, 1999 vs. Bal.)	1
Alvis Whitted (Nov. 1, 1998 at Bal.)	1
Dave Thomas (Oct. 12, 1997 vs. Phi.)	1
Mike Dumas (Dec. 3, 1995 at Den.)	1

SACKS

CALAIS CAMPBELL (Sept. 24, 2017 at Hou.)	4.0
Chris Clemons (Nov. 23, 2014 at Ind.)	3.0
Paul Spicer (Sept. 25, 2005 at NYJ)	3.0
John Henderson (Oct. 6, 2002 vs. Phi.)	3.0
Kelvin Prichett (Oct. 5, 1997 vs. Cin.)	3.0

TACKLES

Hardy Nickerson (Nov. 25, 2001 vs. Bal.)	23
Russell Allen (Sept. 16, 2012 vs. Hou.)	22
Wali Rainer (Oct. 13, 2002 at Ten.)	22
T.J. Slaughter (Nov. 25, 2001 vs. Bal.)	22
PAUL POSLUSZNY (Dec. 19, 2012 at Mia.)	21
Bryan Schwartz (Dec. 17, 1995 at Det.)	21
Russell Allen (Nov. 18, 2012 at Hou.)	20
Daryl Smith (Dec. 18, 2010 at Ind.)	20
Kevin Hardy (Nov. 1, 1998 at Bal.)	20

BLOCKED FIELD GOALS

Tyson Alualu (Dec. 27, 2015 at N.O.)	1
Chris Clemons (Sept. 13, 2015 vs. Car.)	1
Rashean Mathis (Oct. 2, 2005 vs. Den.)	1
John Henderson (Dec. 8, 2002 vs. Cle.)	1
Marcus Stroud (Sept. 8, 2002 vs. Ind.)	1
Marcus Stroud (Dec. 3, 2001 vs. G.B.)	1
Clyde Simmons (Sept. 22, 1997 vs. Pit.)	1
Clyde Simmons (Dec. 1, 1996 vs. Cin.)	1

ROOKIE RECORDS

SCORING & PASSING

POINTS (SEASON)

Fred Taylor (1998).....	102
Maurice Jones-Drew (2006)	96
Josh Scobee (2004).....	93
Seth Marler (2003).....	90
ALLEN HURNS (2014)	36
Justin Blackmon (2012).....	32
Willie Jackson (1995).....	32
Matt Jones (2005).....	30
Hayden Epstein (2002).....	28
<i>Several players tied</i>	18

PASSING YARDS (GAME)

BLAKE BORTLES (Oct. 12, 2014 at Ten.)	336
Byron Leftwich (Oct. 5, 2003 vs. S.D.).....	336
BLAKE BORTLES (Nov. 9, 2014 vs. Dal.)	290
Byron Leftwich (Dec. 14, 2003).....	288
Byron Leftwich (Oct. 12, 2003).....	256
BLAKE BORTLES (Sept. 28, 2014 at S.D.)	254
BLAKE BORTLES (Nov. 2, 2014 at Cin.)	247
Byron Leftwich (Sept. 28, 2003 at Hou.).....	231
Byron Leftwich (Nov. 30, 2003 vs. T.B.).....	224
BLAKE BORTLES (Sept. 21, 2014 vs. Ind.)	223

PASS COMPLETIONS (SEASON)

Blake Bortles (2014)	280
Byron Leftwich (2003).....	239
Blaine Gabbert (2011).....	210
Jonathan Quinn (1998).....	34
David Garrard (2002).....	23
Rob Johnson (1995).....	3
Matt Jones (2005).....	2
LaBrandon Toefield (2003).....	1
Ace Sanders (2013).....	1

PASSING TDs (SEASON)

Byron Leftwich (2003).....	14
Blaine Gabbert (2011).....	12
BLAKE BORTLES (2014)	11
Jonathan Quinn (1998).....	2
David Garrard (2002).....	1
Ace Sanders (2013).....	1

INTERCEPTIONS (SEASON)

BLAKE BORTLES (2014)	17
Byron Leftwich (2003).....	16
Blaine Gabbert (2011).....	11
Jonathan Quinn (1998).....	3
David Garrard (2002).....	2
Rob Johnson (1995).....	1

TOUCHDOWNS (SEASON)

Fred Taylor (1998).....	17
Maurice Jones-Drew (2006)	16
ALLEN HURNS (2014)	6
Matt Jones (2005).....	5
Justin Blackmon (2012).....	5
Greg Jones (2004).....	3
LaBrandon Toefield (2003).....	3
Elvis Joseph (2001).....	3
James Stewart (1995).....	3
<i>Several players tied</i>	2

PASS ATTEMPTS (SEASON)

BLAKE BORTLES (2014)	475
Byron Leftwich (2003).....	418
Blaine Gabbert (2011).....	413
Jonathan Quinn (1998).....	64
David Garrard (2002).....	46
Rob Johnson (1995).....	7
Matt Jones (2005).....	3
LaBrandon Toefield (2003).....	2
Ace Sanders (2013).....	1

PASS COMPLETIONS (GAME)

BLAKE BORTLES (Oct. 12, 2014 at Ten.)	32
BLAKE BORTLES (Sept. 28, 2014 at S.D.)	29
Byron Leftwich (Oct. 12, 2003 vs. Mia.).....	24
BLAKE BORTLES (Nov. 9, 2014 vs. Dal.)	22
BLAKE BORTLES (Nov. 2, 2014 at Cin.)	22
BLAKE BORTLES (Oct. 5, 2014 vs. Pit.)	22
Blaine Gabbert (Nov. 20, 2011 at Cle.).....	22
Byron Leftwich (Nov. 2, 2003 at Bal.).....	22
<i>Several players tied</i>	21

PASSING TDs (GAME)

BLAKE BORTLES (Nov. 2, 2014 at Cin.)	2
BLAKE BORTLES (Sept. 21, 2014 vs. Ind.)	2
Blaine Gabbert (Dec. 11, 2011 vs. T.B.).....	2
Blaine Gabbert (Dec. 5, 2011 vs. S.D.).....	2
Byron Leftwich (Oct. 5, 2003 vs. S.D.).....	2
Byron Leftwich (Nov. 30, 2003 vs. T.B.).....	2
<i>Several players tied</i>	1

INTERCEPTIONS (GAME)

BLAKE BORTLES (Oct. 19, 2014 vs. Cle.)	3
Byron Leftwich (Oct. 12, 2003 vs. Mia.).....	3
Byron Leftwich (Sept. 28, 2003 at Hou.).....	3
<i>Several players tied</i>	2

PASSING YARDS (SEASON)

BLAKE BORTLES (2014)	2,908
Byron Leftwich (2003).....	2,819
Blaine Gabbert (2011).....	2,214
Jonathan Quinn (1998).....	387
David Garrard (2002).....	231
LaBrandon Toefield (2003).....	32
Rob Johnson (1995).....	24
Ace Sanders (2013).....	21
Matt Jones (2005).....	12

PASS ATTEMPTS (GAME)

BLAKE BORTLES (Oct. 12, 2014 at Ten.)	46
Byron Leftwich (Oct. 12, 2003 vs. Mia.).....	42
Blaine Gabbert (Dec. 24, 2011 at Ten.).....	42
Blaine Gabbert (Oct. 2, 2011 vs. N.O.).....	42
Blaine Gabbert (Nov. 20, 2011 at Cle.).....	41
Byron Leftwich (Dec. 14, 2003 at N.E.).....	40
BLAKE BORTLES (Dec. 14, 2014 at Bal.)	37
BLAKE BORTLES (Dec. 7, 2014 vs. Hou.)	39
BLAKE BORTLES (Nov. 9, 2014 vs. Dal.)	37
BLAKE BORTLES (Sept. 28, 2014 at S.D.)	37



RUSHING

RUSHING YARDS (SEASON)

Fred Taylor (1998).....	1,223
Maurice Jones-Drew (2006)	941
T.J. YELDON (2015)	740
James Stewart (1995).....	525
BLAKE BORTLES (2014)	419
Elvis Joseph (2001).....	294
LaBrandon Toefield (2003).....	212
Rashad Jennings (2009).....	202
LEONARD FOURNETTE (2017)	199
Greg Jones (2004).....	162
Deji Karim (2010).....	160

RUSHING YARDS (GAME)

Fred Taylor (Dec. 6, 1998 vs. Det.).....	183
Maurice Jones-Drew (Dec. 10, 2006 vs. Ind.).....	166
Maurice Jones-Drew (Dec. 24, 2006 vs. N.E.).....	131
Fred Taylor (Nov. 15, 1998 vs. T.B.).....	128
Fred Taylor (Sept. 20, 1998 vs. Bal.).....	128
Fred Taylor (Nov. 8, 1998 vs. Cin.).....	118
Fred Taylor (Sept. 27, 1998 at Ten.).....	116
T.J. YELDON (Oct. 25, 2015 vs. Buf.)	115
T.J. YELDON (Oct. 4, 2015 at Ind.)	105
Fred Taylor (Dec. 20, 1998 at Min.).....	105
LEONARD FOURNETTE (Sept. 10, 2017 at Hou.)	100

RUSHING ATTEMPTS (SEASON)

Fred Taylor (2003).....	264
T.J. YELDON (2015)	182
Maurice Jones-Drew (2006).....	166
James Stewart (1995).....	137
Elvis Joseph (2001).....	68
Greg Jones (2004).....	62
LEONARD FOURNETTE (2017)	57
BLAKE BORTLES (2014)	56
LaBrandon Toefield (2003).....	53
Blaine Gabbert (2011).....	48

ROOKIE RECORDS

RUSHING

RUSHING ATTEMPTS (GAME)

Fred Taylor (Dec. 6, 1998 vs. Det.).....	32
Fred Taylor (Nov. 8, 1998 vs. Cin.).....	27
LEONARD FOURNETTE (Sept. 10, 2017 at Hou.) ...	26
Maurice Jones-Drew (Dec. 17, 2006 at Ten.).....	25
Fred Taylor (Sept. 27, 1998 at Ten.).....	25
T.J. Yeldon (Sept. 20, 2015 vs. Mia.).....	25
Fred Taylor (Dec. 20, 1998 at Min.).....	23
Fred Taylor (Sept. 20, 1998 vs. Bal.).....	23
T.J. Yeldon (Oct. 4, 2015 at Ind.).....	22
Fred Taylor (Nov. 1, 1998 at Bal.).....	22
Maurice Jones-Drew (Oct. 29, 2006 at Phi.).....	21

RUSHING TDs (SEASON)

Fred Taylor (1998).....	14
Maurice Jones-Drew (2006).....	13
Greg Jones (2004).....	3
LEONARD FOURNETTE (2017).....	3
T.J. Yeldon (2015).....	2
Storm Johnson (2014).....	2
Byron Leftwich (2003).....	2
LaBrandon Toefield (2003).....	2
David Garrard (2002).....	2
James Stewart (1995).....	2

RUSHING TDs (GAME)

Fred Taylor (Nov. 15, 1998 vs. T.B.).....	3
Maurice Jones-Drew (Dec. 24, 2006 vs. N.E.).....	2
Maurice Jones-Drew (Dec. 10, 2006 vs. Ind.).....	2
Maurice Jones-Drew (Oct. 8, 2006 vs. NYJ).....	2
David Garrard (Oct. 13, 2002 at Ten.).....	2
Fred Taylor (Oct. 12, 1998 vs. Mia.).....	2
Fred Taylor (Dec. 6, 1998 vs. Det.).....	2
<i>Several players tied</i>	1

RECEIVING & YARDAGE

RECEPTIONS (SEASON)

Justin Blackmon (2012).....	64
Willie Jackson (1995).....	53
ALLEN HURNS (2014).....	51
Ace Sanders (2013).....	51
ALLEN ROBINSON (2014).....	48
Mike Thomas (2009).....	48
Maurice Jones-Drew (2006).....	46
Fred Taylor (1998).....	44
Pete Mitchell (1995).....	41
MARQISE LEE (2014).....	37

RECEPTIONS (GAME)

Pete Mitchell (Nov. 19, 1995 at T.B.).....	10
Fred Taylor (Sept. 20, 1998 vs. Bal.).....	9
ALLEN ROBINSON (Oct. 12, 2014 at Ten.).....	8
Ace Sanders (Dec. 1, 2013 at Cle.).....	8
Ace Sanders (Nov. 17, 2013 vs. Ari.).....	8
Zach Miller (Jan. 3, 2010 at Cle.).....	8
<i>Several players tied</i>	7

RECEIVING YARDS (SEASON)

Justin Blackmon (2012).....	865
ALLEN HURNS (2014).....	677
Willie Jackson (1995).....	589
ALLEN ROBINSON (2014).....	548
Pete Mitchell (1995).....	527
Ace Sanders (2013).....	484
Mike Thomas (2009).....	453
Maurice Jones-Drew (2006).....	436
Matt Jones (2005).....	432
Marqise Lee (2014).....	422

RECEIVING TDs (SEASON)

ALLEN HURNS (2014).....	6
Justin Blackmon (2012).....	5
Matt Jones (2005).....	5
Willie Jackson (1995).....	5
Fred Taylor (1998).....	3
<i>Several players tied</i>	2

YARDS/REC. (SEASON) (MIN. 25 RECEPTIONS)

Justin Blackmon (2012).....	13.52
ALLEN HURNS (2014).....	13.27
Pete Mitchell (1995).....	12.85
Matt Jones (2005).....	12.00
ALLEN ROBINSON (2014).....	11.42
Marqise Lee (2014).....	11.41
Willie Jackson (1995).....	11.11
Reggie Williams (2004).....	9.93
Fred Taylor (1998).....	9.57
Ace Sanders (2013).....	9.49

YARDS/REC. (GAME) (MIN. 4 RECEPTIONS)

Justin Blackmon (Nov. 18, 2012 at Hou.).....	33.71
ALLEN HURNS (Sept. 7, 2014 at Phi.).....	27.50
Matt Jones (Nov. 13, 2005 vs. Bal.).....	23.40
Willie Jackson (Dec. 24, 1995 vs. Cle.).....	20.25
T.J. YELDON (Dec. 6, 2015 at Ten.).....	19.75
Willie Jackson (Dec. 10, 1995 vs. Ind.).....	18.83
ALLEN ROBINSON (Sept. 14, 2014 at Was.).....	18.75
Mike Sims-Walker (Oct. 5, 2008 vs. Pit.).....	17.83

SCRIMMAGE YARDS (SEASON)

Fred Taylor (1998).....	1,644
Maurice Jones-Drew (2006).....	1,377
T.J. YELDON (2015).....	1,019
Justin Blackmon (2012).....	888
James Stewart (1995).....	715
ALLEN HURNS (2014).....	677
Willie Jackson (1995).....	589
ALLEN ROBINSON (2014).....	548

ALL-PURPOSE YARDS (SEASON)

Maurice Jones-Drew (2006).....	2,250
Fred Taylor (1998).....	1,653
Brian Witherspoon (2008).....	1,442
Deji Karim (2010).....	1,418
Mike Thomas (2009).....	1,301
David Allen (2003).....	1,223
T.J. Yeldon (2015).....	1,019

100-YARD RECEIVING GAMES (SEASON)

ALLEN HURNS (2014).....	2
Justin Blackmon (2012).....	1
Matt Jones (2005).....	1
Pete Mitchell (1995).....	1

DEFENSE

SACKS (SEASON)

YANNICK NGAKOUE (2016).....	8.0
Tony Brackens (1996).....	7.0
John Henderson (2002).....	6.5
Kevin Hardy (1996).....	5.5
Tyson Alualu (2010).....	3.5
Derrick Harvey (2008).....	3.5
Bobby McCray (2004).....	3.5
Chris Smith (2014).....	3.0
Akin Ayodele (2002).....	3.0
Larry Smith (1999).....	3.0

TACKLES (SEASON)

Bryan Schwartz (1995).....	161
Kevin Hardy (1996).....	130
Clint Ingram (2006).....	117
Akin Ayodele (2002).....	108
T.J. Slaughter (2000).....	108

TACKLES (GAME)

Bryan Schwartz (Dec. 17, 1995 at Det.).....	21
Bryan Schwartz (Dec. 24, 1995 vs. Cle.).....	19
Bryan Schwartz (Dec. 10, 1995 vs. Ind.).....	17

INTERCEPTIONS (SEASON)

Reggie Nelson (2007).....	5
Derek Cox (2009).....	4
<i>Several players tied</i>	2

TAKEAWAYS (SEASON)

Derek Cox (2009).....	5
Reggie Nelson (2007).....	5
Fernando Bryant (1999).....	5



OPPONENT RECORDS

SCORING

POINTS

Jeff Reed, Pittsburgh (12/1/02).....	19
Several players tied (K. Moreno, Den., 2013).....	18

TOUCHDOWNS

Several players tied (D. Martin, T.B., 2013).....	3
---	---

PASSING

PASSING YARDS

Matt Schaub, Hou. (11/18/12).....	527
Drew Brees, N.O. (11/4/07).....	445
Peyton Manning, Ind. (9/25/00).....	440
Carson Palmer, Ari. (11/17/13).....	419
Drew Brees, N.O. (12/27/15).....	412

PASS ATTEMPTS

Matt Schaub, Hou. (11/16/12).....	55
Vinny Testaverde, Bal. (11/24/96).....	50
Rich Gannon, K.C. (11/9/97).....	50
Shane Matthews, Was. (11/10/02).....	50
Peyton Manning, Ind. (12/10/06).....	50

INTERCEPTIONS THROWN

Jon Kitna, Dal. (10/31/10).....	4
Several players tied (J. Russell, Oak. 2007).....	3

TOUCHDOWN PASSES

Steve McNair, Ten. (12/26/99).....	5
Tony Banks, Bal. (9/10/00).....	5
Matt Schaub, Hou. (11/18/12).....	5
Several players tied (P. Rivers, S.D., 2015).....	4

PASS COMPLETIONS

Matt Schaub, Hou. (11/18/12).....	43
Drew Brees, N.O. (11/4/07).....	35
Jon Kitna, Dal. (10/31/10).....	34
Joe Flacco, Bal. (11/15/15).....	34
Two players tied.....	33

RUSHING

RUSHING YARDS

Chris Johnson, Ten. (11/1/09).....	228
Arian Foster, Hou. (1/2/10).....	180
Steven Jackson, Stl. (10/30/05).....	179
Shawn Alexander, Sea. (10/7/01).....	176
Chris Brown, Ten. (9/9/07).....	175

RUSHING ATTEMPTS

Terry Allen, Was. (9/28/97).....	36
Several players tied (A. Foster, Hou., 2011).....	33

LONGEST RUSHING TDs

Chris Johnson, Ten. (11/1/09).....	89
Marcus Mariota, Ten. (12/6/15).....	87
Joey Galloway, Sea. (11/12/95).....	86
LeSean McCoy, Buf. (11/27/16).....	75

RUSHING TOUCHDOWNS

Several players tied (K. Moreno, Den., 2013).....	3
---	---

YARDAGE

SCRIMMAGE YARDS

Andre Johnson, Hou. (11/18/12).....	273
Josh Gordon, Cle. (12/1/13).....	261
Chris Johnson, Ten. (11/1/09).....	239
Terrell Davis, Den. (10/25/98).....	212
Albert Connell, Was. (10/22/00).....	211

ALL-PURPOSE YARDS

Andre Johnson, Hou. (11/18/12).....	273
Ridel Anthony, T.B. (11/15/98).....	269
Josh Gordon, Cle. (12/1/13).....	261
Eddy Drummond, Det. (11/14/04).....	257
Andre Davis, Hou. (12/30/07).....	254

RECEIVING

RECEPTIONS

Reggie Wayne, Ind. (10/3/10).....	15
Tim Brown, Oak. (12/21/97).....	14
David Boston, S.D. (10/5/03).....	14
Andre Johnson, Hou. (11/18/12).....	14
Several players tied (A. Johnson, Hou. 2013).....	13

RECEIVING YARDS

Andre Johnson, Hou. (11/18/12).....	273
Josh Gordon, Cle. (12/1/13).....	261
Albert Connell, Was. (10/22/00).....	211
Terrell Owens, Buf. (11/22/09).....	197
Several players tied (R. Wayne, Ind., 2010).....	196

LONGEST RECEPTIONS

Terrell Owens, Buf. (11/22/09).....	98
Josh Gordon, Cle. (12/1/13).....	95
Michael Floyd, Ari. (11/17/13).....	91
Kevin Curtis, Stl. (10/30/05).....	83
Kenny Britt, Ten. (9/11/11).....	80

RECEIVING TOUCHDOWNS

Several players tied (R. Moss, N.E., 2009).....	3
---	---

PUNTING

PUNTS

Chris Gardocki, Cle. (12/3/00).....	12
Several players tied (B. Hartmann, Hou., 2011).....	10

LONGEST PUNTS

Brian Moorman, Buf. (9/12/04).....	80
Josh Miller, Pit. (12/2/99).....	75
Kyle Larson, Cin. (10/9/05).....	75
Craig Hentrich, Ten. (11/5/06).....	73

INSIDE THE 20 (MIN. 5 PUNTS)

Several players tied (D. Colquitt, K.C., 2013).....	5
---	---

GROSS AVERAGE (MIN. 4 PUNTS)

Craig Hentrich, Ten. (11/4/01).....	57.5
Mat McBriar, Dal. (9/10/06).....	53.2
Josh Miller, Pit. (12/2/99).....	52.7

KICKING

FIELD GOALS

Jeff Reed, Pit. (12/1/02).....	6
Adam Vinatieri, N.E. (9/22/96).....	5
Matt Stover, Bal. (10/8/00).....	5

LONGEST FIELD GOALS

Jason Elam, Den. (10/25/98).....	63
Blair Walsh, Min. (9/9/12).....	55
Ryan Longwell, Min. (11/23/08).....	54
Several players tied (N. Rackers, Hou., 2011).....	53

EXTRA POINTS

Several players tied (P. Dawson, S.F., 2013).....	6
---	---

MOST BLOCKED KICKS (FGs, PATs)

Several players tied (Z. Smith, Bal., 2015).....	1
--	---

OPPONENT RECORDS

DEFENSE

SACKS

Ryan Kerrigan, Was. (9/14/14).....	4.0
Connor Barwin, Hou. (11/27/11).....	4.0
John Abraham, Atl. (12/15/11).....	3.5
Whitney Mercilus, Hou. (1/3/16).....	3.5

TACKLES

Steven Tulloch, Ten. (12/5/10).....	17
Keith Brooking, Atl. (12/28/03).....	15
Jonathan Joseph, Cin. (11/2/08).....	15
Jerod Mayo, N.E. (12/27/09).....	15

INTERCEPTIONS

Samari Rolle, Ten. (12/26/99).....	3
<i>Several players tied (M. Williams, NYJ, 2015).....</i>	2

LONGEST INTERCEPTION RETURN TDs

Anthony Henry, Cle. (12/16/01).....	97t
Anthony Parker, Stl. (10/20/96).....	92t
Adam Jones, Ten. (12/17/06).....	83t
Matt Giordano, Stl. (10/6/12).....	82t

RETURNS

PUNT RETURNS

Jacoby Jones, Hou. (11/27/11).....	7
Dexter McCluster, K.C. (9/8/13).....	7
<i>Several players tied (T. Holliday, Hou., 2012).....</i>	6

PUNT RETURN YARDS

Eddie Drummond, Det. (11/14/04).....	199
Darius Reynaud, Ten. (12/30/12).....	160
Jacoby Jones, Hou. (11/27/11).....	116
Roscoe Parrish, Buf. (11/26/06).....	104

LONGEST PUNT RETURNS

Eddie Drummond, Det. (11/14/04).....	83t
Peter Warrick, Cin. (12/17/00).....	82t
Terrence Wilkins, Ind. (9/24/06).....	82t
Roscoe Parrish, Buf. (11/26/06).....	82t

KICKOFF RETURNS

MarTey Jenkins, Ari. (12/10/00).....	8
Nate Jacquet, Min. (12/23/01).....	8
Justin Miller, NYJ (10/8/06).....	8

KICKOFF RETURN YARDS

Andre Davis, Hou. (12/30/07).....	234
Glyn Milburn, Chi. (9/6/98).....	197
Adam Jones, Ten. (11/20/05).....	196

LONGEST KICKOFF RETURNS

Andre Davis, Hou. (12/30/07).....	104t
Andre Davis, Hou. (12/30/07).....	97t
Aaron Bailey, Ind. (12/10/95).....	95t
Chad Simpson, Ind. (12/17/09).....	93t
Glyn Milburn, Chi. (9/6/98).....	88t



LEAGUE STATISTICS

REGULAR SEASON WEEK 4 AT NEW YORK JETS

WEEK 3 / THROUGH MONDAY, SEPTEMBER 25, 2017

OFFENSE	Chi.	G.B.	N.O.	Miami	Buff.	Atl.	Pitt.	Balt.
GAMES (Won-Lost)	1-2	2-1	1-2	1-1	2-1	3-0	2-1	2-1
FIRST DOWNS	57	72	60	37	49	63	57	53
Rushing	20	16	17	6	16	20	13	21
Passing	31	49	41	25	30	39	36	25
Penalty	6	7	2	6	3	4	8	7
YDS GAINED (tot)	915	1081	1135	561	856	1164	907	791
Avg per Game	305.0	360.3	378.3	280.5	285.3	388.0	302.3	263.7
RUSHING (net)	365	207	290	141	334	356	207	427
Avg per Game	121.7	69.0	96.7	70.5	111.3	118.7	69.0	142.3
Rushes	73	60	65	47	98	78	66	99
Yards per Rush	5.0	3.5	4.5	3.0	3.4	4.6	3.1	4.3
PASSING (net)	550	874	845	420	522	808	700	364
Avg per Game	183.3	291.3	281.7	210.0	174.0	269.3	233.3	121.3
Passes Att.	107	134	111	79	79	93	110	78
Completed	72	89	76	50	53	64	69	48
Pct Completed	67.3	66.4	68.5	63.3	67.1	68.8	62.7	61.5
Yards Gained	615	967	867	450	562	867	741	402
Sacked	7	13	3	5	9	7	6	5
Yards Lost	65	93	22	30	40	59	41	38
Had intercepted	3	3	0	2	1	3	1	4
Yards Opp Ret	69	99	0	13	48	89	30	20
Opp TDs on Int	1	1	0	0	0	1	0	0
PUNTS	14	14	9	10	17	9	16	18
Avg Yards	48.5	45.3	49.1	46.3	45.9	48.2	41.9	44.2
PUNT RETURNS	6	7	3	5	8	5	8	6
Avg Return	9.2	10.0	9.3	6.8	7.1	12.4	5.8	7.0
Returned for TD	0	0	0	0	0	0	0	0
KICKOFF RETURNS	8	0	8	4	3	5	4	0
Avg Return	22.8	0.0	21.4	21.5	21.3	19.2	18.3	0.0
Returned for TD	0	0	0	0	0	0	0	0
PENALTIES	22	22	12	13	19	22	29	28
Yards Penalized	172	173	97	74	163	175	255	218
FUMBLES BY	9	2	1	1	2	0	3	3
Fumbles Lost	3	1	0	0	0	0	2	2
Opp Fumbles	3	2	3	3	2	3	7	3
Opp Fum Lost	3	2	0	1	0	1	2	2
POSS. TIME (avg)	29:49	32:39	28:16	28:37	28:12	30:35	30:00	31:07
TOUCHDOWNS	6	8	7	2	5	9	7	6
Rushing	3	2	1	0	1	4	1	2
Passing	3	6	6	2	4	4	5	4
Returns	0	0	0	0	0	1	1	0
EXTRA-PT KICKS	5/5	7/7	7/7	1/2	5/5	9/9	7/7	6/6
2-PT CONVERSIONS	0/0	0/1	0/0	0/0	0/0	0/0	0/0	0/0
FIELD GOALS/FGA	2/3	4/4	8/10	4/4	5/6	8/8	5/6	3/4
POINTS SCORED	47	67	73	25	50	87	64	51
DEFENSE	Chi.	G.B.	N.O.	Miami	Buff.	Atl.	Pitt.	Balt.
POINTS ALLOWED	69	67	78	37	37	66	50	54
OPP FIRST DOWNS	59	52	70	40	51	65	52	58
Rushing	16	16	24	7	15	13	21	16
Passing	36	33	40	28	30	44	24	33
Penalty	7	3	6	5	6	8	7	9
OPP YARDS GAINED	965	890	1313	703	835	992	778	1017
Avg per Game	321.7	296.7	437.7	351.5	278.3	330.7	259.3	339.0
OPP RUSHING(net)	251	341	380	147	226	255	368	336
Avg per Game	83.7	113.7	126.7	73.5	75.3	85.0	122.7	112.0
Rushes	74	75	83	48	66	53	83	78
Yards per Rush	3.4	4.5	4.6	3.1	3.4	4.8	4.4	4.3
OPP PASSING(net)	714	549	933	556	609	737	410	681
Avg per Game	238.0	183.0	311.0	278.0	203.0	245.7	136.7	227.0
Passes Att.	100	82	104	62	111	135	90	106
Completed	61	54	76	49	70	84	55	56
Pct Completed	61.0	65.9	73.1	79.0	63.1	62.2	61.1	52.8
Sacked	7	9	7	3	10	9	11	8
Yards Lost	46	73	44	24	65	83	80	33
INTERCEPTED BY	0	0	3	0	4	1	2	8
Yards Returned	0	0	37	0	27	0	17	102
Returned for TD	0	0	0	0	0	0	0	0
OPP PUNT RETURNS	6	7	5	5	9	4	5	6
Avg return	9.3	5.4	4.6	10.8	8.1	13.8	9.2	2.7
OPP KICKOFF RET	2	6	5	4	5	4	6	3
Avg return	17.5	23.7	27.6	16.5	25.2	20.3	22.5	13.7
OPP TOUCHDOWNS	7	7	8	4	2	7	6	6
Rushing	3	2	2	2	2	2	4	1
Passing	3	3	6	2	0	4	2	5
Returns	1	2	0	0	0	1	0	0

WEEK 3 / THROUGH MONDAY, SEPTEMBER 25, 2017

OFFENSE	Cin.	Clev.	LA-R	Dal.	Tenn.	Hou.	Det.	Minn.
GAMES (Won-Lost)	0-3	0-3	2-1	2-1	2-1	1-2	2-1	2-1
FIRST DOWNS	47	65	59	53	63	60	52	62
Rushing	13	16	16	16	22	17	11	17
Passing	29	37	36	31	34	30	37	38
Penalty	5	12	7	6	7	13	4	7
YDS GAINED (tot)	817	969	1123	933	1160	886	948	1201
Avg per Game	272.3	323.0	374.3	311.0	386.7	295.3	316.0	400.3
RUSHING (net)	269	261	286	268	469	386	291	345
Avg per Game	89.7	87.0	95.3	89.3	156.3	128.7	97.0	115.0
Rushes	76	67	87	71	92	90	78	87
Yards per Rush	3.5	3.9	3.3	3.8	5.1	4.3	3.7	4.0
PASSING (net)	548	708	837	665	691	500	657	856
Avg per Game	182.7	236.0	279.0	221.7	230.3	166.7	219.0	285.3
Passes Att.	93	119	83	107	100	93	107	103
Completed	57	62	59	67	60	56	69	72
Pct Completed	61.3	52.1	71.1	62.6	60.0	60.2	64.5	69.9
Yards Gained	606	764	857	689	696	590	678	882
Sacked	11	11	3	4	2	15	6	3
Yards Lost	58	56	20	24	5	90	21	26
Had intercepted	4	8	1	2	1	3	1	0
Yards Opp Ret	69	90	10	126	2	118	82	0
Opp TDs on Int	0	0	0	1	0	0	1	0
PUNTS	18	17	11	16	13	18	15	11
Avg Yards	46.8	46.9	46.6	43.7	50.3	49.4	42.5	42.9
PUNT RETURNS	14	5	8	6	8	7	7	3
Avg Return	10.2	6.8	4.9	10.3	13.9	8.0	22.7	7.7
Returned for TD	0	0	0	0	0	0	1	0
KICKOFF RETURNS	4	2	8	3	5	6	5	7
Avg Return	26.8	16.0	23.8	20.0	16.8	19.3	15.0	25.7
Returned for TD	0	0	0	0	0	0	0	0
PENALTIES	23	25	21	22	17	28	25	21
Yards Penalized	179	239	177	195	164	215	248	234
FUMBLES BY	3	4	8	0	0	5	2	2
Fumbles Lost	3	1	4	0	0	3	1	1
Opp Fumbles	1	3	7	3	8	6	3	2
Opp Fum Lost	0	2	2	1	1	2	1	0
POSS. TIME (avg)	28:46	28:06	29:16	28:03	30:36	31:56	31:11	31:33
TOUCHDOWNS	3	7	12	7	8	5	10	8
Rushing	0	3	5	2	5	1	0	2
Passing	2	4	5	5	3	3	7	6
Returns	1	0	2	0	0	1	3	0
EXTRA-PT KICKS	3/3	6/6	12/12	7/7	8/8	5/5	7/7	6/8
2-PT CONVERSIONS	0/0	1/1	0/0	0/0	0/0	0/0	0/3	0/0
FIELD GOALS/FGA	4/5	2/2	7/7	5/5	10/11	6/6	6/6	6/6
POINTS SCORED	33	56	107	64	86	53	85	72

DEFENSE	Cin.	Clev.	LA-R	Dal.	Tenn.	Hou.	Det.	Minn.
POINTS ALLOWED	60	76	75	62	69	74	63	62
OPP FIRST DOWNS	53	56	56	61	66	52	64	61
Rushing	18	14	18	15	15	12	15	9
Passing	26	36	33	37	49	32	42	45
Penalty	9	6	5	9	2	8	7	7
OPP YARDS GAINED	878	962	1031	945	1102	971	1006	1021
Avg per Game	292.7	320.7	343.7	315.0	367.3	323.7	335.3	340.3
OPP RUSHING(net)	389	263	417	262	277	296	258	188
Avg per Game	129.7	87.7	139.0	87.3	92.3	98.7	86.0	62.7
Rushes	94	85	96	72	76	83	64	62
Yards per Rush	4.1	3.1	4.3	3.6	3.6	3.6	4.0	3.0
OPP PASSING(net)	489	699	614	683	825	675	748	833
Avg per Game	163.0	233.0	204.7	227.7	275.0	225.0	249.3	277.7
Passes Att.	83	94	85	118	115	91	115	112
Completed	52	66	52	80	71	56	73	78
Pct Completed	62.7	70.2	61.2	67.8	61.7	61.5	63.5	69.6
Sacked	10	6	10	11	5	8	8	5
Yards Lost	70	40	76	93	33	52	53	29
INTERCEPTED BY	2	2	3	2	2	0	7	3
Yards Returned	75	30	93	25	10	0	190	66
Returned for TD	1	0	2	0	0	0	2	0
OPP PUNT RETURNS	11	9	7	5	6	9	5	3
Avg return	9.8	7.4	3.1	5.0	6.8	17.6	9.4	-0.3
OPP KICKOFF RET	1	1	4	5	5	4	5	8
Avg return	17.0	4.0	18.0	21.4	25.8	30.0	24.2	22.6
OPP TOUCHDOWNS	6	10	9	8	8	8	7	5
Rushing	2	4	6	1	1	1	2	0
Passing	4	5	3	6	7	6	4	5
Returns	0	1	0	1	0	1	1	0

WEEK 3 / THROUGH MONDAY, SEPTEMBER 25, 2017

OFFENSE	Car.	N.E.	Jax	NY-J	S.F.	Ariz.	Phil.	LA-C
GAMES (Won-Lost)	2-1	2-1	2-1	1-2	0-3	1-2	2-1	0-3
FIRST DOWNS	57	75	63	44	49	63	70	65
Rushing	26	19	20	12	14	8	20	11
Passing	27	46	34	26	29	44	44	44
Penalty	4	10	9	6	6	11	6	10
YDS GAINED (tot)	830	1322	1000	821	886	1029	1116	946
Avg per Game	276.7	440.7	333.3	273.7	295.3	343.0	372.0	315.3
RUSHING (net)	325	302	420	267	323	177	358	212
Avg per Game	108.3	100.7	140.0	89.0	107.7	59.0	119.3	70.7
Rushes	88	86	99	74	67	64	80	62
Yards per Rush	3.7	3.5	4.2	3.6	4.8	2.8	4.5	3.4
PASSING (net)	505	1020	580	554	563	852	758	734
Avg per Game	168.3	340.0	193.3	184.7	187.7	284.0	252.7	244.7
Passes Att.	90	110	88	86	99	132	116	112
Completed	53	71	51	60	62	75	72	73
Pct Completed	58.9	64.5	58.0	69.8	62.6	56.8	62.1	65.2
Yards Gained	583	1092	592	602	624	925	816	760
Sacked	10	10	2	7	10	11	11	4
Yards Lost	78	72	12	48	61	73	58	26
Had intercepted	4	0	2	2	3	4	2	4
Yards Opp Ret	74	0	10	12	55	115	21	38
Opp TDs on Int	0	0	0	0	0	1	1	0
PUNTS	12	15	12	14	13	15	12	14
Avg Yards	44.4	41.7	48.6	47.1	42.5	45.8	43.4	46.4
PUNT RETURNS	10	4	4	9	6	4	2	5
Avg Return	4.9	15.3	3.3	7.7	9.7	2.5	9.5	6.4
Returned for TD	0	0	0	0	0	0	0	0
KICKOFF RETURNS	1	5	5	4	6	6	6	7
Avg Return	30.0	18.6	20.0	23.0	21.2	20.2	22.7	18.6
Returned for TD	0	0	0	0	0	0	0	0
PENALTIES	12	20	29	20	26	18	21	18
Yards Penalized	85	190	258	203	195	146	209	157
FUMBLES BY	4	5	3	7	2	3	5	0
Fumbles Lost	1	1	1	3	2	1	3	0
Opp Fumbles	3	5	4	2	7	4	3	3
Opp Fum Lost	1	1	4	0	3	0	3	1
POSS. TIME (avg)	34:02	30:25	31:07	30:41	26:19	30:15	34:12	27:20
TOUCHDOWNS	3	12	10	5	5	6	8	6
Rushing	1	4	3	2	3	1	2	2
Passing	2	8	6	3	2	4	5	4
Returns	0	0	1	0	0	1	1	0
EXTRA-PT KICKS	3/3	10/11	8/9	4/4	3/4	5/5	6/7	6/6
2-PT CONVERSIONS	0/0	1/1	0/1	0/1	0/1	0/1	1/1	0/0
FIELD GOALS/FGA	8/8	5/5	7/8	6/7	6/6	5/8	7/9	2/5
POINTS SCORED	45	99	89	52	51	56	77	48

DEFENSE	Car.	N.E.	Jax	NY-J	S.F.	Ariz.	Phil.	LA-C
POINTS ALLOWED	40	95	51	72	76	76	68	67
OPP FIRST DOWNS	44	69	56	60	67	52	53	59
Rushing	13	20	22	16	25	15	11	21
Passing	30	45	24	36	32	33	39	34
Penalty	1	4	10	8	10	4	3	4
OPP YARDS GAINED	755	1383	779	1043	1017	906	1023	968
Avg per Game	251.7	461.0	259.7	347.7	339.0	302.0	341.0	322.7
OPP RUSHING(net)	269	391	406	400	373	257	225	440
Avg per Game	89.7	130.3	135.3	133.3	124.3	85.7	75.0	146.7
Rushes	65	76	84	84	107	82	53	93
Yards per Rush	4.1	5.1	4.8	4.8	3.5	3.1	4.2	4.7
OPP PASSING(net)	486	992	373	643	644	649	798	528
Avg per Game	162.0	330.7	124.3	214.3	214.7	216.3	266.0	176.0
Passes Att.	89	113	90	101	92	96	115	83
Completed	63	77	48	65	59	62	79	57
Pct Completed	70.8	68.1	53.3	64.4	64.1	64.6	68.7	68.7
Sacked	8	6	13	5	3	6	8	11
Yards Lost	52	33	70	31	17	42	59	76
INTERCEPTED BY	1	2	4	3	1	2	3	1
Yards Returned	23	51	89	61	37	97	15	4
Returned for TD	0	0	0	0	0	1	0	0
OPP PUNT RETURNS	4	8	3	7	7	11	4	8
Avg return	5.8	5.8	25.3	8.7	1.0	10.4	2.8	9.9
OPP KICKOFF RET	0	13	3	5	5	7	9	6
Avg return	0.0	21.2	15.3	21.6	25.8	20.9	23.0	28.8
OPP TOUCHDOWNS	4	11	6	10	8	10	8	7
Rushing	1	2	3	4	2	3	2	2
Passing	3	8	3	6	6	6	5	5
Returns	0	1	0	0	0	1	1	0

WEEK 3 / THROUGH MONDAY, SEPTEMBER 25, 2017

OFFENSE	NY-G	T.B.	Oak.	Denv.	Ind.	Sea.	Wash.	K.C.
GAMES (Won-Lost)	0-3	1-1	2-1	2-1	1-2	1-2	2-1	3-0
FIRST DOWNS	48	42	50	69	44	57	55	58
Rushing	6	6	13	25	15	16	15	22
Passing	39	32	32	36	24	38	38	34
Penalty	3	4	5	8	5	3	2	2
YDS GAINED (tot)	918	653	897	1067	826	970	1121	1192
Avg per Game	306.0	326.5	299.0	355.7	275.3	323.3	373.7	397.3
RUSHING (net)	146	143	321	429	243	290	409	486
Avg per Game	48.7	71.5	107.0	143.0	81.0	96.7	136.3	162.0
Rushes	47	43	69	98	89	77	90	71
Yards per Rush	3.1	3.3	4.7	4.4	2.7	3.8	4.5	6.8
PASSING (net)	772	510	576	638	583	680	712	706
Avg per Game	257.3	255.0	192.0	212.7	194.3	226.7	237.3	235.3
Passes Att.	117	71	91	100	82	115	97	84
Completed	86	46	64	63	48	66	66	65
Pct Completed	73.5	64.8	70.3	63.0	58.5	57.4	68.0	77.4
Yards Gained	825	532	610	709	654	729	784	774
Sacked	8	4	6	9	11	7	7	12
Yards Lost	53	22	34	71	71	49	72	68
Had intercepted	4	3	2	4	3	0	1	0
Yards Opp Ret	18	66	0	44	83	0	15	0
Opp TDs on Int	0	0	0	0	2	0	0	0
PUNTS	15	7	13	9	20	21	13	16
Avg Yards	44.1	44.1	53.3	44.2	46.3	46.3	45.2	46.1
PUNT RETURNS	4	1	5	6	10	7	8	7
Avg Return	2.5	17.0	4.4	14.0	3.9	5.6	4.9	4.0
Returned for TD	0	0	0	0	0	0	0	0
KICKOFF RETURNS	5	3	5	5	3	5	5	9
Avg Return	20.8	26.3	27.6	28.4	26.3	27.4	18.6	26.8
Returned for TD	0	0	0	0	0	0	0	0
PENALTIES	23	11	18	21	23	28	16	33
Yards Penalized	242	71	163	202	189	219	117	301
FUMBLES BY	2	3	5	3	7	6	8	4
Fumbles Lost	0	1	1	2	2	1	5	1
Opp Fumbles	2	2	4	0	4	1	5	4
Opp Fum Lost	2	2	4	0	1	0	3	1
POSS. TIME (avg)	25:09	27:43	28:12	32:32	30:24	28:21	33:23	29:57
TOUCHDOWNS	4	5	9	10	6	5	8	12
Rushing	0	1	3	3	5	0	2	5
Passing	4	3	6	6	1	5	5	7
Returns	0	1	0	1	0	0	1	0
EXTRA-PT KICKS	4/4	4/5	9/9	10/10	5/6	3/4	8/8	12/12
2-PT CONVERSIONS	0/0	0/0	0/0	0/0	0/0	0/1	0/0	0/0
FIELD GOALS/FGA	3/3	4/4	6/6	4/6	4/5	5/5	5/7	3/3
POINTS SCORED	37	46	81	82	53	48	71	93
DEFENSE	NY-G	T.B.	Oak.	Denv.	Ind.	Sea.	Wash.	K.C.
POINTS ALLOWED	70	41	63	64	90	59	60	57
OPP FIRST DOWNS	58	44	56	49	61	58	40	76
Rushing	27	8	15	8	14	18	7	21
Passing	27	32	38	35	40	30	29	43
Penalty	4	4	3	6	7	10	4	12
OPP YARDS GAINED	1003	804	1093	789	1108	1038	816	1107
Avg per Game	334.3	402.0	364.3	263.0	369.3	346.0	272.0	369.0
OPP RUSHING(net)	460	145	337	179	257	438	187	335
Avg per Game	153.3	72.5	112.3	59.7	85.7	146.0	62.3	111.7
Rushes	102	53	80	69	79	82	59	78
Yards per Rush	4.5	2.7	4.2	2.6	3.3	5.3	3.2	4.3
OPP PASSING(net)	543	659	756	610	851	600	629	772
Avg per Game	181.0	329.5	252.0	203.3	283.7	200.0	209.7	257.3
Passes Att.	91	78	95	109	113	101	95	122
Completed	60	56	66	72	63	63	60	61
Pct Completed	65.9	71.8	69.5	66.1	55.8	62.4	63.2	50.0
Sacked	7	1	6	7	6	6	8	11
Yards Lost	23	11	31	33	41	35	43	65
INTERCEPTED BY	0	2	0	3	4	2	4	4
Yards Returned	0	69	0	126	72	31	34	35
Returned for TD	0	1	0	1	0	0	1	0
OPP PUNT RETURNS	5	2	7	4	5	10	6	5
Avg return	22.0	5.0	5.6	9.0	4.2	9.1	4.7	6.0
OPP KICKOFF RET	6	3	3	2	4	5	5	8
Avg return	21.7	21.0	27.3	20.5	20.8	19.6	18.8	21.0
OPP TOUCHDOWNS	7	5	6	7	10	5	6	6
Rushing	2	1	1	0	4	2	1	4
Passing	4	4	5	7	4	3	4	2
Returns	1	0	0	0	2	0	1	0

WEEK 3 / THROUGH MONDAY, SEPTEMBER 25, 2017

OFFENSE	NFL/Avg
GAMES (Won-Lost)	---
FIRST DOWNS	56.8
Rushing	15.8
Passing	34.8
Penalty	6.2
YDS GAINED (tot)	970.0
Avg per Game	330.2
RUSHING (net)	304.8
Avg per Game	103.8
Rushes	76.2
Yards per Rush	4.0
PASSING (net)	665.3
Avg per Game	226.5
Passes Att.	99.6
Completed	63.9
Pct Completed	64.2
Yards Gained	713.9
Sacked	7.5
Yards Lost	48.6
Had intercepted	2.3
Yards Opp Ret	44.3
Opp TDs on Int	0.3
PUNTS	14.0
Avg Yards	45.9
PUNT RETURNS	6.2
Avg Return	8.1
Returned for TD	0.0
KICKOFF RETURNS	4.8
Avg Return	22.1
Returned for TD	0.0
PENALTIES	21.4
Yards Penalized	185.2
FUMBLES BY	3.5
Fumbles Lost	1.4
Opp Fumbles	3.5
Opp Fum Lost	1.4
POSS. TIME (avg)	30:00
TOUCHDOWNS	7.0
Rushing	2.2
Passing	4.4
Returns	0.5
EXTRA POINTS (tot)	95%
Kicks Made/2Pt	25%
FIELD GOALS/FGA	5/6
POINTS SCORED	64.0

DEFENSE	NFL/Avg
POINTS ALLOWED	64.0
OPP FIRST DOWNS	56.8
Rushing	15.8
Passing	34.8
Penalty	6.2
OPP YARDS GAINED	970.0
Avg per Game	330.2
OPP RUSHING (net)	304.8
Avg per Game	103.8
Rushes	76.2
Yards per Rush	4.0
OPP PASSING (net)	665.3
Avg per Game	226.5
Passes Att.	99.6
Completed	63.9
Pct Completed	64.2
Sacked	7.5
Yards Lost	48.6
INTERCEPTED BY	2.3
Yards Returned	44.3
Returned for TD	0.3
OPP PUNT RETURNS	6.2
Avg return	8.1
OPP KICKOFF RET	4.8
Avg return	22.1
OPP TOUCHDOWNS	7.0
Rushing	2.2
Passing	4.4
Returns	0.5

WEEK 3 / THROUGH MONDAY, SEPTEMBER 25, 2017

TEAM RANKINGS

American Football Conference**Offense Defense**

	Total	Rush	Pass	Total	Rush	Pass
Balt.	16	4	16	9	9	9
Buff.	11	7	14	4	3	5
Cin.	15	10	13	5	12	3
Cleve.	6	12	3	6	5	10
Denver	4	3	7	3	*1	6
Hou.	10	6	15	8	7	8
Ind.	13	13	9	15	4	15
Jax	5	5	10	2	15	*1
K.C.	2	*1	4	14	8	12
L.A.-C	7	14	2	7	16	4
Miami	12	15	8	11	2	14
N.E.	*1	9	*1	16	13	16
Jets	14	11	12	10	14	7
Oak.	9	8	11	12	10	11
Pitt.	8	16	5	1	11	2
Tenn.	3	2	6	13	6	13

National Football Conference**Offense Defense**

	Total	Rush	Pass	Total	Rush	Pass
Ariz.	8	15	3	4	7	8
Atl.	2	4	6	7	6	11
Car.	16	6	16	*1	10	1
Chi.	14	2	15	6	5	10
Dallas	12	12	12	5	9	9
Det.	11	8	13	9	8	12
G.B.	7	14	1	3	11	3
Rams	4	11	5	13	14	5
Minn.	1	5	2	11	2	14
N.O.	3	9T	4	16	13	15
Giants	13	16	7	8	16	2
Phil.	6	3	9	12	4	13
S.F.	15	7	14	10	12	7
Sea.	10	9T	11	14	15	4
T.B.	9	13	8	15	3	16
Wash.	5	1	10	2	1	6

National Football League**Offense Defense**

	Total	Rush	Pass	Total	Rush	Pass
Ariz.	12	31	4	9	10T	15
Atl.	4	10	7	15	9	21
Balt.	32	4	32	18T	19	17
Buff.	26	12	29	6	7	9
Car.	28	13	30	*1	15	3
Chi.	21	8	27	12	8	20
Cin.	31	21	28	7	25	4
Cleve.	16	24	13	11	14	19
Dallas	19	22	18	10	13	18
Denver	11	3	20	4	*1	10
Det.	17	17	19	17	12	22
G.B.	10	29T	2	8	21	7
Hou.	24T	7	31	14	17	16
Ind.	29	25	22	29	10T	29
Jax	13	5	23	3	28	*1
K.C.	3	*1	14	28	18	24
L.A.-C	18	27	11	13	31	5
Rams	7	20	6	22	29	11
Miami	27	28	21	25	5	28
Minn.	2	11	3	20	3	27
N.E.	*1	16	*1	32	26	32
N.O.	6	18T	5	31	24	30
Giants	20	32	8	16	32	6
Jets	30	23	26	24	27	13
Oak.	23	15	24	26	20	23
Phil.	9	9	10	21	6	25
Pitt.	22	29T	15	2	22	2
S.F.	24T	14	25	18T	23	14
Sea.	15	18T	17	23	30	8
T.B.	14	26	9	30	4	31
Tenn.	5	2	16	27	16	26
Wash.	8	6	12	5	2	12

T = Tied for position

* = League Leader

WEEK 3 / THROUGH MONDAY, SEPTEMBER 25, 2017

AFC / TEAM/OFFENSE RANK

Tm	(A)	(B)	(C)	(D)	(E)	(F)	(G)	(H)	(I)	(J)	(K)	(L)	(M)	(N)	(O)	(P)	(Q)
BAL	16	15	4	5	16	16	15	6	11	9	7t	8	16	13t	7	12	14
BUF	11	11	7	13	14	10	5	12	13	4	7t	7	8	12	11	13	10t
CIN	15	12	10	10	13	13	14	13	14	14	6	4	4	7	8	16	12t
CLE	6	9	12	8	3	12	16	11	3t	15	3	9t	15	6	4	8	1t
DEN	4	7	3	4	7	11	13	9	2	1	7t	2	1	13t	12	5	15
HOU	10	14	6	6	15	15	10	16	7	8	7t	5	10	3	9	9t	1t
IND	13	13	13	16	9	6	12	14	15t	10	7t	15	5	10	2	9t	12t
JAC	5	6	5	7	10	4	7	2	5t	11t	1t	16	9	4	10	3	8
KC	2	1	1	1	4	2	1t	15	8	6t	7t	14	3	11	6	2	1t
LAC	7	5	14	12	2	5	11	3	3t	13	5	11	12	8	13	14	16
MIA	12	16	15	15	8	14	9	5	10	16	7t	9t	7	9	16	15	1t
NE	1	2	9	11	1	1	1t	10	1	2	7t	1	11	16	15	1	1t
NYJ	14	10	11	9	12	8	8	8	15t	5	1t	6	6	5	5	11	9
OAK	9	4	8	3	11	9	6	7	12	6t	4	13	2	1	1	6	1t
PIT	8	8	16	14	5	7	3	4	9	11t	15t	12	13	15	14	7	10t
TEN	3	3	2	2	6	3	4	1	5t	3	15t	3	14	2	3	4	7

AFC / OPPONENT/DEFENSE RANK

Tm	(A)	(B)	(C)	(D)	(E)	(F)	(G)	(H)	(I)	(J)	(K)	(L)	(M)	(N)	(O)	(P)	(Q)	(R)	(S)
BAL	9	9	9	11	9	8	1	8	9	1	14	1	2	15	15	4	12t	9	15
BUF	4	4	3	5	5	3	3	6	2	9t	10	8	12	5	3	1	12t	7	6
CIN	5	5	12	8	3	4	8	4	5	9t	1t	12	5	10	5	7	12t	15	9t
CLE	6	7	5	3	10	12	10	10	6t	12t	1t	7	1	7	11	14	3	12t	7
DEN	3	3	1	1	6	5	7	9	1	2t	12	10	6	11	2	9	6t	3t	1
HOU	8	10	7	6	8	10	14t	7	3t	5	15t	15	16	8	9	13	8t	14	11
IND	15	12	4	4	15	13	4	12t	13	7	5t	2	7	9	16	15	8t	16	16
JAC	2	1	15	15	1	1	2	1	6t	11	5t	16	3	2	10	3	12t	1	2
KC	14	8	8	10	12	7	5	5	16	14	5t	5	8	4	1	6	6t	2	4
LAC	7	6	16	13	4	6	13	2	10	15	5t	13	15	14	14	10	8t	11	8
MIA	11	15	2	2	14	16	14t	15	11t	2t	1t	14	4	6	12	5	1t	10	13
NE	16	16	13	16	16	15	11	12t	15	6	13	4	9	13	13	16	8t	8	9t
NYJ	10	11	14	14	7	9	6	14	11t	12t	5t	9	10	12	7	12	1t	12t	14
OAK	12	14	10	9	11	14	14t	11	6t	16	1t	3	14	3	8	8	5	3t	12
PIT	1	2	11	12	2	2	9	3	3t	4	11	11	11	1	6	2	4	6	3
TEN	13	13	6	7	13	11	12	16	14	8	15t	6	13	16	4	11	12t	5	5

- (A) Total Yards per Game
- (B) Yards per Play
- (C) Rushing Yards per Game
- (D) Rushing Yards per Attempt
- (E) Passing Net Yards per Game
- (F) Passing Net Yards per Play
- (G) Passing, Percent Had Intercepted
- (H) Sacks per Pass Play
- (I) First Downs per Game
- (J) Third Down Efficiency
- (K) Fourth Down Efficiency
- (L) Punt Return Average
- (M) Kickoff Return Average
- (N) Gross Punting Average
- (O) Net Punting Average
- (P) Points per Game
- (Q) Field Goal Percentage
- Combined Offense/Defense Rank
- (R) Points per Game Differential
- (S) Net Yards per Game Differential

WEEK 3 / THROUGH MONDAY, SEPTEMBER 25, 2017

NFC / TEAM/OFFENSE RANK

Tm	(A)	(B)	(C)	(D)	(E)	(F)	(G)	(H)	(I)	(J)	(K)	(L)	(M)	(N)	(O)	(P)	(Q)
ARI	8	12	15	16	3	10	11t	12	3t	8	8	15t	11	6	15	11	16
ATL	2	1	4	3	6	2	13	11	3t	6	14t	3	13	3	7	2	1t
CAR	16	16	6	11	16	15	16	16	9t	2t	14t	12	1	9	12	15	1t
CHI	14	14	2	1	15	16	10	8	9t	9	9	9	6	2	9	14	15
DAL	12	10	12	8	12	8	8	4	13	13	7	4	12	12	11	10	1t
DET	11	13	8	10	13	12	4	5	14	10	11t	1	15	16	13	3	1t
GB	7	9	14	12	1	11	9	14	1	2t	1t	5	16	7	6	9	1t
LAR	4	2	11	14	5	1	6	3	8	5	1t	13t	5	4	2	1	1t
MIN	1	4	5	7	2	3	1t	2	6	1	11t	10	4	14	3t	6	1t
NO	3	3	9t	6	4	4	1t	1	7	11	5	8	8	1	1	5	12
NYG	13	8	16	15	7	7	14	9	16	15	10	15t	10	11	16	16	1t
PHI	6	7	3	5	9	9	7	13	2	2t	3t	7	7	13	14	4	13
SF	15	11	7	2	14	14	11t	15	15	16	6	6	9	15	8	12	1t
SEA	10	15	9t	9	11	13	1t	7	9t	14	3t	11	2	5	10	13	1t
TB	9	6	13	13	8	6	15	6	3t	7	14t	2	3	10	5	8	1t
WAS	5	5	1	4	10	5	5	10	12	12	11t	13t	14	8	3t	7	14

NFC / OPPONENT/DEFENSE RANK

Tm	(A)	(B)	(C)	(D)	(E)	(F)	(G)	(H)	(I)	(J)	(K)	(L)	(M)	(N)	(O)	(P)	(Q)	(R)	(S)
ARI	4	3	7	3	8	9	8	12	3t	10	6t	14	7	4	9	14t	8t	13	5
ATL	7	6	6	15	11	2	13	11	13	5	15	15	6	8	6	8	8t	3	4
CAR	1	1	10	9	1	1	11	4	2	2t	9	10	1	10	12	1	3	8	8
CHI	6	8	5	5	10	12	14t	7	9	12	1t	12	2	11	7	11	6t	14	10
DAL	5	2	9	7	9	3	10	3	10t	13	11t	7t	9	6	5	5t	1	9	9
DET	9	10	8	8	12	7	1	8t	12	9	10	13	14	9	1	7	4	2	11
GB	3	9	11	13	3	6	14t	2	3t	6	1t	9	13	7	8	9	5	10	2
LAR	13	11	14	11	5	10	3	1	6	4	11t	4	3	16	16	13	2	1	7
MIN	11	13	2	2	14	14	5	14	10t	1	1t	1	11	5	10t	5t	8t	5	3
NO	16	16	13	14	15	16	4	10	16	16	1t	5	16	2	2	16	8t	11	15
NYG	8	4	16	12	2	4	14t	6	7t	11	11t	16	10	1	4	12	6t	16	13
PHI	12	14	4	10	13	11	6	8t	5	2t	6t	3	12	3	3	10	8t	6	6
SF	10	5	12	6	7	13	12	15	15	15	16	2	15	13	13	14t	8t	15	14
SEA	14	12	15	16	4	5	9	13	7t	8	1t	11	5	14t	14	2	8t	12	12
TB	15	15	3	1	16	15	7	16	14	14	6t	7t	8	14t	10t	4	8t	7	16
WAS	2	7	1	4	6	8	2	5	1	7	14	6	4	12	15	3	8t	4	1

- (A) Total Yards per Game
- (B) Yards per Play
- (C) Rushing Yards per Game
- (D) Rushing Yards per Attempt
- (E) Passing Net Yards per Game
- (F) Passing Net Yards per Play
- (G) Passing, Percent Had Intercepted
- (H) Sacks per Pass Play
- (I) First Downs per Game
- (J) Third Down Efficiency
- (K) Fourth Down Efficiency
- (L) Punt Return Average
- (M) Kickoff Return Average
- (N) Gross Punting Average
- (O) Net Punting Average
- (P) Points per Game
- (Q) Field Goal Percentage
- Combined Offense/Defense Rank
- (R) Points per Game Differential
- (S) Net Yards per Game Differential

WEEK 3 / THROUGH MONDAY, SEPTEMBER 25, 2017

NFL / TEAM/OFFENSE RANK

Tm	(A)	(B)	(C)	(D)	(E)	(F)	(G)	(H)	(I)	(J)	(K)	(L)	(M)	(N)	(O)	(P)	(Q)
BAL	32	31	4	11	32	32	31	13	23t	21	17t	18	31t	22t	16	23t	27
BUF	26	26	12	25	29	21	11	28	27t	15	17t	17	16	17	24	25	21t
CIN	31	27	21	21	28	26	29	29	30	30	13t	8	6	10	20	32	23t
CLE	16	22	24	15	13	25	32	23	5t	31	5	19t	29	9	6t	18t	1t
DEN	11	16	3	10	20	22	27	21	4	1	17t	4	2	22t	27	8	29t
HOU	24t	29	7	12	31	31	22t	32	13t	20	17t	14	22	3	21	20t	1t
IND	29	28	25	32	22	12	26	30	31t	22	17t	29	7t	15	4	20t	23t
JAC	13	14	5	13	23	10	16	2	7t	25t	1t	30	20t	5	22	4	19
KC	3	1	1	1	14	6	1t	31	16	18t	17t	28	5	16	14	3	1t
LAC	18	13	27	24	11	11	25	5	5t	29	9t	21	26	12	28	26t	32
MIA	27	32	28	30	21	29	18	12	21	32	17t	19t	14	13	31	30	1t
NE	1	4	16	22	1	2	1t	22	1	9	17t	3	24t	32	30	2	1t
NYJ	30	23	23	20	26	18	17	19	31t	16t	1t	15t	11	8	9t	22	20
OAK	23	10	15	5	24	20	14	15	26	18t	6t	27	3	1	1	9	1t
PIT	22	19	29t	28	15	14	6	8	17t	25t	28t	22	27	31	29	16t	21t
TEN	5	7	2	2	16	9	8	1	7t	11	28t	5	28	2	5	6	18
ARI	12	20	31	31	4	17	20t	20	7t	10	13t	31t	19	18	26	18t	31
ATL	4	2	10	6	7	3	22t	18	7t	7	28t	6	23	7	12	5	1t
CAR	28	30	13	19	30	28	30	27	17t	3t	28t	24	1	21	19	29	1t
CHI	21	24	8	3	27	30	19	14	17t	12	15	13	12	6	15	28	29t
DAL	19	17	22	16	18	15	13	7	23t	23	12	7	20t	26	18	16t	1t
DET	17	21	17	18	19	23	7	9	25	13	17t	1	30	30	23	7	1t
GB	10	15	29t	23	2	19	15	25	2	3t	1t	9	31t	19	11	15	1t
LAR	7	3	20	27	6	1	10	6	15	6	1t	25t	10	11	3	1	1t
MIN	2	6	11	14	3	4	1t	4	12	2	17t	15t	9	28	6t	12	1t
NO	6	5	18t	9	5	5	1t	3	13t	14	9t	12	15	4	2	11	23t
NYG	20	12	32	29	8	13	24	16	29	27	16	31t	18	25	32	31	1t
PHI	9	11	9	8	10	16	12	24	3	3t	6t	11	13	27	25	10	26
SF	24t	18	14	4	25	27	20t	26	27t	28	11	10	17	29	13	23t	1t
SEA	15	25	18t	17	17	24	1t	11	17t	24	6t	23	4	14	17	26t	1t
TB	14	9	26	26	9	8	28	10	7t	8	28t	2	7t	24	9t	14	1t
WAS	8	8	6	7	12	7	9	17	22	16t	17t	25t	24t	20	6t	13	28

- (A) Total Yards per Game
- (B) Yards per Play
- (C) Rushing Yards per Game
- (D) Rushing Yards per Attempt
- (E) Passing Net Yards per Game
- (F) Passing Net Yards per Play
- (G) Passing, Percent Had Intercepted
- (H) Sacks per Pass Play
- (I) First Downs per Game
- (J) Third Down Efficiency
- (K) Fourth Down Efficiency
- (L) Punt Return Average
- (M) Kickoff Return Average
- (N) Gross Punting Average
- (O) Net Punting Average
- (P) Points per Game
- (Q) Field Goal Percentage

WEEK 3 / THROUGH MONDAY, SEPTEMBER 25, 2017

NFL / OPPONENT/DEFENSE RANK

Tm	(A)	(B)	(C)	(D)	(E)	(F)	(G)	(H)	(I)	(J)	(K)	(L)	(M)	(N)	(O)	(P)	(Q)	(R)	(S)
BAL	18t	16	19	21	17	13	1	14	15t	1	27	3	3	25	28	5	19t	19	30
BUF	6	4	7	10	9	4	5	9	4	17t	19t	18	26	11	8	1	19t	10	14
CIN	7	6	25	16	4	6	15	4	9t	17t	1t	25	6	20	11	9t	19t	30	20t
CLE	11	14	14	5	19	25	17	21	11t	21t	1t	17	2	14	20t	27t	4	24t	15
DEN	4	3	1	1	10	7	11	20	3	3t	22	20	12	21	6	16	9t	6t	2
HOU	14	18	17	12	16	23	27t	11	5t	6	28t	30	32	16	15	25	12t	27	23t
IND	29	24	10t	8	29	27	6	25t	22t	15	10t	6	13	18	29	31	12t	32	32
JAC	3	1	28	30	1	1	3	1	11t	19t	10t	32	4	6	17	4	19t	1	3
KC	28	15	18	20	24	12	8	8	32	23t	10t	15	15t	9	4	7	9t	2	11
LAC	13	13	31	27	5	11	23	2	18t	25	10t	26	31	24	25	18t	12t	23	17
MIA	25	30	5	4	28	32	27t	28	20t	3t	1t	28	5	12	23	6	1t	22	28
NE	32	32	26	31	32	29	20	25t	30	14	23t	13t	17	23	24	32	12t	16	20t
NYJ	24	22	27	28	13	15	9	27	20t	21t	10t	19	19	22	13	24	1t	24t	29
OAK	26	28	20	18	23	28	27t	22	11t	29	1t	12	29	8	14	14t	7	6t	27
PIT	2	2	22	23	2	2	16	3	5t	5	21	22	21	5	12	3	6	9	7
TEN	27	25	16	14	26	24	21	30	27t	16	28t	16	27t	32	10	21t	19t	8	13
ARI	9	8	10t	6	15	18	18	23	5t	23t	10t	27	14	4	19	27t	19t	24t	8
ATL	15	11	9	29	21	5	26	19	26	10	31	29	11	15	9	17	19t	5	6
CAR	1	5	15	17	3	3	24	10	2	7t	18	13t	1	19	26	2	8	15	12
CHI	12	17	8	9	20	21	27t	15	18t	27	1t	23	7	26	16	21t	17t	28	18
DAL	10	7	13	13	18	8	22	7	22t	28	23t	9t	18	10	7	12t	1t	17	16
DET	17	20	12	15	22	16	2	16t	25	19t	19t	24	25	17	1	14t	9t	4	19
GB	8	19	21	25	7	14	27t	6	5t	11	1t	11	24	13	18	18t	12t	18	4
LAR	22	21	29	22	11	19	7	5	11t	9	23t	5	8	31	32	26	5	3	10
MIN	20	26	3	3	27	26	12	29	22t	2	1t	1	22	7	20t	12t	19t	12	5
NO	31	31	24	26	30	31	10	18	31	32	1t	7	30	2	2	30	19t	20	26
NYG	16	9	32	24	6	9	27t	13	15t	26	23t	31	20	1	5	23	17t	31	23t
PHI	21	27	6	19	25	20	13	16t	9t	7t	10t	4	23	3	3	20	19t	13	9
SF	18t	10	23	11	14	22	25	31	29	31	32	2	27t	28	27	27t	19t	29	25
SEA	23	23	30	32	8	10	19	24	15t	13	1t	21	10	29t	30	8	19t	21	22
TB	30	29	4	2	31	30	14	32	27t	30	10t	9t	15t	29t	20t	11	19t	14	31
WAS	5	12	2	7	12	17	4	12	1	12	28t	8	9	27	31	9t	19t	11	1

- (A) Total Yards per Game
- (B) Yards per Play
- (C) Rushing Yards per Game
- (D) Rushing Yards per Attempt
- (E) Passing Net Yards per Game
- (F) Passing Net Yards per Play
- (G) Passing, Percent Had Intercepted
- (H) Sacks per Pass Play
- (I) First Downs per Game
- (J) Third Down Efficiency
- (K) Fourth Down Efficiency
- (L) Punt Return Average
- (M) Kickoff Return Average
- (N) Gross Punting Average
- (O) Net Punting Average
- (P) Points per Game
- (Q) Field Goal Percentage
- Combined Offense/Defense Rank
- (R) Points per Game Differential
- (S) Net Yards per Game Differential

WEEK 3 / THROUGH MONDAY, SEPTEMBER 25, 2017**AFC / TOTAL OFFENSE**

Rank	Team	Total	Rushing	Passing	Total	Rushing	Passing
1)	New England	1322	302	1020	440.7	100.7	340.0
2)	Kansas City	1192	486	706	397.3	162.0	235.3
3)	Tennessee	1160	469	691	386.7	156.3	230.3
4)	Denver	1067	429	638	355.7	143.0	212.7
5)	Jacksonville	1000	420	580	333.3	140.0	193.3
6)	Cleveland	969	261	708	323.0	87.0	236.0
7)	Los Angeles Chargers	946	212	734	315.3	70.7	244.7
8)	Pittsburgh	907	207	700	302.3	69.0	233.3
9)	Oakland	897	321	576	299.0	107.0	192.0
10)	Houston	886	386	500	295.3	128.7	166.7
11)	Buffalo	856	334	522	285.3	111.3	174.0
12)	Miami	561	141	420	280.5	70.5	210.0
13)	Indianapolis	826	243	583	275.3	81.0	194.3
14)	New York Jets	821	267	554	273.7	89.0	184.7
15)	Cincinnati	817	269	548	272.3	89.7	182.7
16)	Baltimore	791	427	364	263.7	142.3	121.3

AFC / TOTAL DEFENSE

Rank	Team	Total	Rushing	Passing	Total	Rushing	Passing
1)	Pittsburgh	778	368	410	259.3	122.7	136.7
2)	Jacksonville	779	406	373	259.7	135.3	124.3
3)	Denver	789	179	610	263.0	59.7	203.3
4)	Buffalo	835	226	609	278.3	75.3	203.0
5)	Cincinnati	878	389	489	292.7	129.7	163.0
6)	Cleveland	962	263	699	320.7	87.7	233.0
7)	Los Angeles Chargers	968	440	528	322.7	146.7	176.0
8)	Houston	971	296	675	323.7	98.7	225.0
9)	Baltimore	1017	336	681	339.0	112.0	227.0
10)	New York Jets	1043	400	643	347.7	133.3	214.3
11)	Miami	703	147	556	351.5	73.5	278.0
12)	Oakland	1093	337	756	364.3	112.3	252.0
13)	Tennessee	1102	277	825	367.3	92.3	275.0
14)	Kansas City	1107	335	772	369.0	111.7	257.3
15)	Indianapolis	1108	257	851	369.3	85.7	283.7
16)	New England	1383	391	992	461.0	130.3	330.7

WEEK 3 / THROUGH MONDAY, SEPTEMBER 25, 2017**NFC / TOTAL OFFENSE**

Rank	Team	Total	Rushing	Passing	Total	Rushing	Passing
1)	Minnesota	1201	345	856	400.3	115.0	285.3
2)	Atlanta	1164	356	808	388.0	118.7	269.3
3)	New Orleans	1135	290	845	378.3	96.7	281.7
4)	Los Angeles Rams	1123	286	837	374.3	95.3	279.0
5)	Washington	1121	409	712	373.7	136.3	237.3
6)	Philadelphia	1116	358	758	372.0	119.3	252.7
7)	Green Bay	1081	207	874	360.3	69.0	291.3
8)	Arizona	1029	177	852	343.0	59.0	284.0
9)	Tampa Bay	653	143	510	326.5	71.5	255.0
10)	Seattle	970	290	680	323.3	96.7	226.7
11)	Detroit	948	291	657	316.0	97.0	219.0
12)	Dallas	933	268	665	311.0	89.3	221.7
13)	New York Giants	918	146	772	306.0	48.7	257.3
14)	Chicago	915	365	550	305.0	121.7	183.3
15)	San Francisco	886	323	563	295.3	107.7	187.7
16)	Carolina	830	325	505	276.7	108.3	168.3

NFC / TOTAL DEFENSE

Rank	Team	Total	Rushing	Passing	Total	Rushing	Passing
1)	Carolina	755	269	486	251.7	89.7	162.0
2)	Washington	816	187	629	272.0	62.3	209.7
3)	Green Bay	890	341	549	296.7	113.7	183.0
4)	Arizona	906	257	649	302.0	85.7	216.3
5)	Dallas	945	262	683	315.0	87.3	227.7
6)	Chicago	965	251	714	321.7	83.7	238.0
7)	Atlanta	992	255	737	330.7	85.0	245.7
8)	New York Giants	1003	460	543	334.3	153.3	181.0
9)	Detroit	1006	258	748	335.3	86.0	249.3
10)	San Francisco	1017	373	644	339.0	124.3	214.7
11)	Minnesota	1021	188	833	340.3	62.7	277.7
12)	Philadelphia	1023	225	798	341.0	75.0	266.0
13)	Los Angeles Rams	1031	417	614	343.7	139.0	204.7
14)	Seattle	1038	438	600	346.0	146.0	200.0
15)	Tampa Bay	804	145	659	402.0	72.5	329.5
16)	New Orleans	1313	380	933	437.7	126.7	311.0

WEEK 3 / THROUGH MONDAY, SEPTEMBER 25, 2017**NFL / TOTAL OFFENSE**

Rank	Team	Total	Rushing	Passing	Total	Rushing	Passing
1)	New England	1322	302	1020	440.7	100.7	340.0
2)	Minnesota	1201	345	856	400.3	115.0	285.3
3)	Kansas City	1192	486	706	397.3	162.0	235.3
4)	Atlanta	1164	356	808	388.0	118.7	269.3
5)	Tennessee	1160	469	691	386.7	156.3	230.3
6)	New Orleans	1135	290	845	378.3	96.7	281.7
7)	Los Angeles Rams	1123	286	837	374.3	95.3	279.0
8)	Washington	1121	409	712	373.7	136.3	237.3
9)	Philadelphia	1116	358	758	372.0	119.3	252.7
10)	Green Bay	1081	207	874	360.3	69.0	291.3
11)	Denver	1067	429	638	355.7	143.0	212.7
12)	Arizona	1029	177	852	343.0	59.0	284.0
13)	Jacksonville	1000	420	580	333.3	140.0	193.3
14)	Tampa Bay	653	143	510	326.5	71.5	255.0
15)	Seattle	970	290	680	323.3	96.7	226.7
16)	Cleveland	969	261	708	323.0	87.0	236.0
17)	Detroit	948	291	657	316.0	97.0	219.0
18)	Los Angeles Chargers	946	212	734	315.3	70.7	244.7
19)	Dallas	933	268	665	311.0	89.3	221.7
20)	New York Giants	918	146	772	306.0	48.7	257.3
21)	Chicago	915	365	550	305.0	121.7	183.3
22)	Pittsburgh	907	207	700	302.3	69.0	233.3
23)	Oakland	897	321	576	299.0	107.0	192.0
24t)	Houston	886	386	500	295.3	128.7	166.7
24t)	San Francisco	886	323	563	295.3	107.7	187.7
26)	Buffalo	856	334	522	285.3	111.3	174.0
27)	Miami	561	141	420	280.5	70.5	210.0
28)	Carolina	830	325	505	276.7	108.3	168.3
29)	Indianapolis	826	243	583	275.3	81.0	194.3
30)	New York Jets	821	267	554	273.7	89.0	184.7
31)	Cincinnati	817	269	548	272.3	89.7	182.7
32)	Baltimore	791	427	364	263.7	142.3	121.3

NFL / TOTAL DEFENSE

Rank	Team	Total	Rushing	Passing	Total	Rushing	Passing
1)	Carolina	755	269	486	251.7	89.7	162.0
2)	Pittsburgh	778	368	410	259.3	122.7	136.7
3)	Jacksonville	779	406	373	259.7	135.3	124.3
4)	Denver	789	179	610	263.0	59.7	203.3
5)	Washington	816	187	629	272.0	62.3	209.7
6)	Buffalo	835	226	609	278.3	75.3	203.0
7)	Cincinnati	878	389	489	292.7	129.7	163.0
8)	Green Bay	890	341	549	296.7	113.7	183.0
9)	Arizona	906	257	649	302.0	85.7	216.3
10)	Dallas	945	262	683	315.0	87.3	227.7
11)	Cleveland	962	263	699	320.7	87.7	233.0
12)	Chicago	965	251	714	321.7	83.7	238.0
13)	Los Angeles Chargers	968	440	528	322.7	146.7	176.0
14)	Houston	971	296	675	323.7	98.7	225.0
15)	Atlanta	992	255	737	330.7	85.0	245.7
16)	New York Giants	1003	460	543	334.3	153.3	181.0
17)	Detroit	1006	258	748	335.3	86.0	249.3
18t)	Baltimore	1017	336	681	339.0	112.0	227.0
18t)	San Francisco	1017	373	644	339.0	124.3	214.7
20)	Minnesota	1021	188	833	340.3	62.7	277.7
21)	Philadelphia	1023	225	798	341.0	75.0	266.0
22)	Los Angeles Rams	1031	417	614	343.7	139.0	204.7
23)	Seattle	1038	438	600	346.0	146.0	200.0
24)	New York Jets	1043	400	643	347.7	133.3	214.3
25)	Miami	703	147	556	351.5	73.5	278.0
26)	Oakland	1093	337	756	364.3	112.3	252.0
27)	Tennessee	1102	277	825	367.3	92.3	275.0
28)	Kansas City	1107	335	772	369.0	111.7	257.3
29)	Indianapolis	1108	257	851	369.3	85.7	283.7
30)	Tampa Bay	804	145	659	402.0	72.5	329.5
31)	New Orleans	1313	380	933	437.7	126.7	311.0
32)	New England	1383	391	992	461.0	130.3	330.7

WEEK 3 / THROUGH MONDAY, SEPTEMBER 25, 2017

AFC / TAKEAWAYS, GIVEAWAYS

Rank	Team	TAKEAWAYS			GIVEAWAYS			Net
		Int	Fum	Total	Int	Fum	Total	Diff
1)	Jacksonville	4	4	8	2	1	3	= +5
2t)	Baltimore	8	2	10	4	2	6	= +4
2t)	Kansas City	4	1	5	0	1	1	= +4
4)	Buffalo	4	0	4	1	0	1	= +3
5t)	New England	2	1	3	0	1	1	= +2
5t)	Tennessee	2	1	3	1	0	1	= +2
7t)	Oakland	0	4	4	2	1	3	= +1
7t)	Pittsburgh	2	2	4	1	2	3	= +1
9)	Indianapolis	4	1	5	3	2	5	= 0
10)	Miami	0	1	1	2	0	2	= -1
11t)	Los Angeles Chargers	1	1	2	4	0	4	= -2
11t)	New York Jets	3	0	3	2	3	5	= -2
13)	Denver	3	0	3	4	2	6	= -3
14)	Houston	0	2	2	3	3	6	= -4
15t)	Cincinnati	2	0	2	4	3	7	= -5
15t)	Cleveland	2	2	4	8	1	9	= -5
	Totals	41	22	63	41	22	63	= 0

NFC / TAKEAWAYS, GIVEAWAYS

Rank	Team	TAKEAWAYS			GIVEAWAYS			Net
		Int	Fum	Total	Int	Fum	Total	Diff
1)	Detroit	7	1	8	1	1	2	= +6
2)	New Orleans	3	0	3	0	0	0	= +3
3)	Minnesota	3	0	3	0	1	1	= +2
4t)	Dallas	2	1	3	2	0	2	= +1
4t)	Philadelphia	3	3	6	2	3	5	= +1
4t)	Seattle	2	0	2	0	1	1	= +1
4t)	Washington	4	3	7	1	5	6	= +1
8t)	Los Angeles Rams	3	2	5	1	4	5	= 0
8t)	Tampa Bay	2	2	4	3	1	4	= 0
10t)	Atlanta	1	1	2	3	0	3	= -1
10t)	San Francisco	1	3	4	3	2	5	= -1
12t)	Green Bay	0	2	2	3	1	4	= -2
12t)	New York Giants	0	2	2	4	0	4	= -2
14t)	Arizona	2	0	2	4	1	5	= -3
14t)	Carolina	1	1	2	4	1	5	= -3
14t)	Chicago	0	3	3	3	3	6	= -3
	Totals	34	24	58	34	24	58	= 0

NFL / TAKEAWAYS, GIVEAWAYS

Rank	Team	TAKEAWAYS			GIVEAWAYS			Net
		Int	Fum	Total	Int	Fum	Total	Diff
1)	Detroit	7	1	8	1	1	2	= +6
2)	Jacksonville	4	4	8	2	1	3	= +5
3t)	Baltimore	8	2	10	4	2	6	= +4
3t)	Kansas City	4	1	5	0	1	1	= +4
5t)	Buffalo	4	0	4	1	0	1	= +3
5t)	New Orleans	3	0	3	0	0	0	= +3
7t)	New England	2	1	3	0	1	1	= +2
7t)	Tennessee	2	1	3	1	0	1	= +2
7t)	Minnesota	3	0	3	0	1	1	= +2
10t)	Oakland	0	4	4	2	1	3	= +1
10t)	Pittsburgh	2	2	4	1	2	3	= +1
10t)	Dallas	2	1	3	2	0	2	= +1
10t)	Philadelphia	3	3	6	2	3	5	= +1
10t)	Seattle	2	0	2	0	1	1	= +1
10t)	Washington	4	3	7	1	5	6	= +1
16t)	Indianapolis	4	1	5	3	2	5	= 0
16t)	Los Angeles Rams	3	2	5	1	4	5	= 0
16t)	Tampa Bay	2	2	4	3	1	4	= 0
19t)	Miami	0	1	1	2	0	2	= -1
19t)	Atlanta	1	1	2	3	0	3	= -1
19t)	San Francisco	1	3	4	3	2	5	= -1
22t)	Los Angeles Chargers	1	1	2	4	0	4	= -2
22t)	New York Jets	3	0	3	2	3	5	= -2
22t)	Green Bay	0	2	2	3	1	4	= -2
22t)	New York Giants	0	2	2	4	0	4	= -2
26t)	Denver	3	0	3	4	2	6	= -3
26t)	Arizona	2	0	2	4	1	5	= -3
26t)	Carolina	1	1	2	4	1	5	= -3
26t)	Chicago	0	3	3	3	3	6	= -3
30)	Houston	0	2	2	3	3	6	= -4
31t)	Cincinnati	2	0	2	4	3	7	= -5
31t)	Cleveland	2	2	4	8	1	9	= -5
	Totals	75	46	121	75	46	121	= 0

WEEK 3 / THROUGH MONDAY, SEPTEMBER 25, 2017**AFC / TEAM/OFFENSE INSIDE THE 20**

Rank	Team	Poss	Pts	TD	TD%	FG	Score	Score%
1)	Kansas City	8	48	6	75.0	2	8	100.0
2)	Buffalo	7	38	5	71.4	1	6	85.7
3t)	Cleveland	9	46	6	66.7	1	7	77.8
3t)	Denver	12	65	8	66.7	3	11	91.7
3t)	Jacksonville	12	63	8	66.7	3	11	91.7
3t)	Oakland	9	51	6	66.7	3	9	100.0
7t)	Baltimore	8	44	5	62.5	3	8	100.0
7t)	Indianapolis	8	43	5	62.5	3	8	100.0
7t)	Los Angeles Chargers	8	38	5	62.5	1	6	75.0
10t)	New York Jets	5	26	3	60.0	2	5	100.0
10t)	Pittsburgh	10	51	6	60.0	3	9	90.0
12)	New England	15	70	8	53.3	5	13	86.7
13)	Tennessee	10	46	4	40.0	6	10	100.0
14)	Houston	6	23	2	33.3	3	5	83.3
15t)	Cincinnati	8	23	2	25.0	3	5	62.5
15t)	Miami	4	15	1	25.0	3	4	100.0

AFC / OPPONENTS/DEFENSE INSIDE THE 20

Rank	Team	Poss	Pts	TD	TD%	FG	Score	Score%
1)	Buffalo	7	28	2	28.6	5	7	100.0
2)	Oakland	8	36	3	37.5	5	8	100.0
3t)	Baltimore	10	34	4	40.0	2	6	60.0
3t)	Los Angeles Chargers	10	43	4	40.0	5	9	90.0
5)	Kansas City	14	57	6	42.9	5	11	78.6
6t)	Cincinnati	9	43	4	44.4	5	9	100.0
6t)	Houston	9	39	4	44.4	4	8	88.9
8)	Indianapolis	12	58	7	58.3	3	10	83.3
9)	Miami	5	24	3	60.0	1	4	80.0
10)	Denver	8	38	5	62.5	1	6	75.0
11)	New England	9	51	6	66.7	3	9	100.0
12)	Jacksonville	7	38	5	71.4	1	6	85.7
13)	Pittsburgh	8	47	6	75.0	2	8	100.0
14t)	New York Jets	9	51	7	77.8	1	8	88.9
14t)	Tennessee	9	51	7	77.8	1	8	88.9
16)	Cleveland	10	62	8	80.0	2	10	100.0

WEEK 3 / THROUGH MONDAY, SEPTEMBER 25, 2017**NFC / TEAM/OFFENSE INSIDE THE 20**

Rank	Team	Poss	Pts	TD	TD%	FG	Score	Score%
1)	Detroit	7	35	5	71.4	1	6	85.7
2t)	Green Bay	9	51	6	66.7	3	9	100.0
2t)	Los Angeles Rams	15	82	10	66.7	4	14	93.3
2t)	Philadelphia	9	47	6	66.7	2	8	88.9
5t)	Atlanta	10	51	6	60.0	3	9	90.0
5t)	Chicago	10	44	6	60.0	1	7	70.0
7)	Minnesota	12	59	7	58.3	4	11	91.7
8t)	Dallas	10	44	5	50.0	3	8	80.0
8t)	San Francisco	10	45	5	50.0	4	9	90.0
8t)	Tampa Bay	6	27	3	50.0	2	5	83.3
11)	New Orleans	11	53	5	45.5	6	11	100.0
12)	Seattle	9	39	4	44.4	4	8	88.9
13)	New York Giants	8	30	3	37.5	3	6	75.0
14)	Washington	9	33	3	33.3	4	7	77.8
15)	Arizona	11	32	3	27.3	4	7	63.6
16)	Carolina	8	32	2	25.0	6	8	100.0

NFC / OPPONENTS/DEFENSE INSIDE THE 20

Rank	Team	Poss	Pts	TD	TD%	FG	Score	Score%
1)	Seattle	7	25	1	14.3	6	7	100.0
2t)	Minnesota	10	46	4	40.0	6	10	100.0
2t)	Philadelphia	10	37	4	40.0	3	7	70.0
4)	Chicago	12	50	5	41.7	5	10	83.3
5)	New Orleans	15	65	7	46.7	6	13	86.7
6t)	Carolina	4	17	2	50.0	1	3	75.0
6t)	Detroit	10	43	5	50.0	3	8	80.0
6t)	Tampa Bay	8	34	4	50.0	2	6	75.0
9)	San Francisco	13	63	7	53.8	5	12	92.3
10t)	Atlanta	9	41	5	55.6	2	7	77.8
10t)	Dallas	9	41	5	55.6	2	7	77.8
12)	Washington	7	36	4	57.1	3	7	100.0
13)	New York Giants	8	44	5	62.5	3	8	100.0
14)	Los Angeles Rams	12	62	8	66.7	3	11	91.7
15)	Green Bay	7	41	5	71.4	2	7	100.0
16)	Arizona	8	49	7	87.5	1	8	100.0

WEEK 3 / THROUGH MONDAY, SEPTEMBER 25, 2017**NFL / TEAM/OFFENSE INSIDE THE 20**

Rank	Team	Poss	Pts	TD	TD%	FG	Score	Score%
1)	Kansas City	8	48	6	75.0	2	8	100.0
2t)	Buffalo	7	38	5	71.4	1	6	85.7
2t)	Detroit	7	35	5	71.4	1	6	85.7
4t)	Cleveland	9	46	6	66.7	1	7	77.8
4t)	Denver	12	65	8	66.7	3	11	91.7
4t)	Green Bay	9	51	6	66.7	3	9	100.0
4t)	Jacksonville	12	63	8	66.7	3	11	91.7
4t)	Los Angeles Rams	15	82	10	66.7	4	14	93.3
4t)	Oakland	9	51	6	66.7	3	9	100.0
4t)	Philadelphia	9	47	6	66.7	2	8	88.9
11t)	Baltimore	8	44	5	62.5	3	8	100.0
11t)	Indianapolis	8	43	5	62.5	3	8	100.0
11t)	Los Angeles Chargers	8	38	5	62.5	1	6	75.0
14t)	Atlanta	10	51	6	60.0	3	9	90.0
14t)	Chicago	10	44	6	60.0	1	7	70.0
14t)	New York Jets	5	26	3	60.0	2	5	100.0
14t)	Pittsburgh	10	51	6	60.0	3	9	90.0
18)	Minnesota	12	59	7	58.3	4	11	91.7
19)	New England	15	70	8	53.3	5	13	86.7
20t)	Dallas	10	44	5	50.0	3	8	80.0
20t)	San Francisco	10	45	5	50.0	4	9	90.0
20t)	Tampa Bay	6	27	3	50.0	2	5	83.3
23)	New Orleans	11	53	5	45.5	6	11	100.0
24)	Seattle	9	39	4	44.4	4	8	88.9
25)	Tennessee	10	46	4	40.0	6	10	100.0
26)	New York Giants	8	30	3	37.5	3	6	75.0
27t)	Houston	6	23	2	33.3	3	5	83.3
27t)	Washington	9	33	3	33.3	4	7	77.8
29)	Arizona	11	32	3	27.3	4	7	63.6
30t)	Carolina	8	32	2	25.0	6	8	100.0
30t)	Cincinnati	8	23	2	25.0	3	5	62.5
30t)	Miami	4	15	1	25.0	3	4	100.0

NFL / OPPONENTS/DEFENSE INSIDE THE 20

Rank	Team	Poss	Pts	TD	TD%	FG	Score	Score%
1)	Seattle	7	25	1	14.3	6	7	100.0
2)	Buffalo	7	28	2	28.6	5	7	100.0
3)	Oakland	8	36	3	37.5	5	8	100.0
4t)	Baltimore	10	34	4	40.0	2	6	60.0
4t)	Los Angeles Chargers	10	43	4	40.0	5	9	90.0
4t)	Minnesota	10	46	4	40.0	6	10	100.0
4t)	Philadelphia	10	37	4	40.0	3	7	70.0
8)	Chicago	12	50	5	41.7	5	10	83.3
9)	Kansas City	14	57	6	42.9	5	11	78.6
10t)	Cincinnati	9	43	4	44.4	5	9	100.0
10t)	Houston	9	39	4	44.4	4	8	88.9
12)	New Orleans	15	65	7	46.7	6	13	86.7
13t)	Carolina	4	17	2	50.0	1	3	75.0
13t)	Detroit	10	43	5	50.0	3	8	80.0
13t)	Tampa Bay	8	34	4	50.0	2	6	75.0
16)	San Francisco	13	63	7	53.8	5	12	92.3
17t)	Atlanta	9	41	5	55.6	2	7	77.8
17t)	Dallas	9	41	5	55.6	2	7	77.8
19)	Washington	7	36	4	57.1	3	7	100.0
20)	Indianapolis	12	58	7	58.3	3	10	83.3
21)	Miami	5	24	3	60.0	1	4	80.0
22t)	Denver	8	38	5	62.5	1	6	75.0
22t)	New York Giants	8	44	5	62.5	3	8	100.0
24t)	Los Angeles Rams	12	62	8	66.7	3	11	91.7
24t)	New England	9	51	6	66.7	3	9	100.0
26t)	Green Bay	7	41	5	71.4	2	7	100.0
26t)	Jacksonville	7	38	5	71.4	1	6	85.7
28)	Pittsburgh	8	47	6	75.0	2	8	100.0
29t)	New York Jets	9	51	7	77.8	1	8	88.9
29t)	Tennessee	9	51	7	77.8	1	8	88.9
31)	Cleveland	10	62	8	80.0	2	10	100.0
32)	Arizona	8	49	7	87.5	1	8	100.0

WEEK 3 / THROUGH MONDAY, SEPTEMBER 25, 2017

AFC / OFFENSE/TEAMS: FIRST DOWNS, THIRD DOWNS, FOURTH DOWNS

Rank	Team	FIRST DOWNS				THIRD DOWNS			FOURTH DOWNS		
		Total	Rush	Pass	Pen	Made	Att	Pct	Made	Att	Pct
1)	New England	75	19	46	10	17	40	42.5	0	2	0.0
2)	Denver	69	25	36	8	23	44	52.3	0	2	0.0
3t)	Cleveland	65	16	37	12	10	37	27.0	3	4	75.0
3t)	Los Angeles Chargers	65	11	44	10	10	33	30.3	1	2	50.0
5t)	Jacksonville	63	20	34	9	12	37	32.4	3	3	100.0
5t)	Tennessee	63	22	34	7	17	41	41.5	0	0	---
7)	Houston	60	17	30	13	15	41	36.6	0	1	0.0
8)	Kansas City	58	22	34	2	13	35	37.1	0	1	0.0
9)	Pittsburgh	57	13	36	8	12	37	32.4	0	0	---
10)	Miami	37	6	25	6	6	25	24.0	0	4	0.0
11)	Baltimore	53	21	25	7	13	36	36.1	0	1	0.0
12)	Oakland	50	13	32	5	13	35	37.1	2	3	66.7
13)	Buffalo	49	16	30	3	18	46	39.1	0	2	0.0
14)	Cincinnati	47	13	29	5	12	40	30.0	1	3	33.3
15t)	Indianapolis	44	15	24	5	16	45	35.6	0	1	0.0
15t)	New York Jets	44	12	26	6	15	39	38.5	1	1	100.0
	Totals	899	261	522	116	222	611	36.3	11	30	36.7

AFC / DEFENSE/OPPONENTS: FIRST DOWNS, THIRD DOWNS, FOURTH DOWNS

Rank	Team	FIRST DOWNS				THIRD DOWNS			FOURTH DOWNS		
		Total	Rush	Pass	Pen	Made	Att	Pct	Made	Att	Pct
1)	Denver	49	8	35	6	12	42	28.6	3	7	42.9
2)	Buffalo	51	15	30	6	17	44	38.6	1	3	33.3
3t)	Houston	52	12	32	8	13	40	32.5	2	3	66.7
3t)	Pittsburgh	52	21	24	7	12	39	30.8	2	5	40.0
5)	Cincinnati	53	18	26	9	17	44	38.6	0	0	---
6t)	Cleveland	56	14	36	6	17	41	41.5	0	0	---
6t)	Jacksonville	56	22	24	10	14	36	38.9	0	2	0.0
6t)	Oakland	56	15	38	3	21	41	51.2	0	0	---
9)	Baltimore	58	16	33	9	9	37	24.3	3	5	60.0
10)	Los Angeles Chargers	59	21	34	4	17	40	42.5	0	2	0.0
11t)	Miami	40	7	28	5	6	21	28.6	0	0	---
11t)	New York Jets	60	16	36	8	17	41	41.5	0	3	0.0
13)	Indianapolis	61	14	40	7	16	42	38.1	0	1	0.0
14)	Tennessee	66	15	49	2	15	39	38.5	2	3	66.7
15)	New England	69	20	45	4	14	37	37.8	1	2	50.0
16)	Kansas City	76	21	43	12	18	43	41.9	0	2	0.0
	Totals	914	255	553	106	235	627	37.5	14	38	36.8

WEEK 3 / THROUGH MONDAY, SEPTEMBER 25, 2017

NFC / OFFENSE/TEAMS: FIRST DOWNS, THIRD DOWNS, FOURTH DOWNS

Rank	Team	FIRST DOWNS				THIRD DOWNS			FOURTH DOWNS		
		Total	Rush	Pass	Pen	Made	Att	Pct	Made	Att	Pct
1)	Green Bay	72	16	49	7	21	43	48.8	3	3	100.0
2)	Philadelphia	70	20	44	6	21	43	48.8	2	3	66.7
3t)	Arizona	63	8	44	11	20	48	41.7	1	3	33.3
3t)	Atlanta	63	20	39	4	14	31	45.2	0	0	---
3t)	Tampa Bay	42	6	32	4	9	21	42.9	0	0	---
6)	Minnesota	62	17	38	7	21	42	50.0	0	3	0.0
7)	New Orleans	60	17	41	2	14	35	40.0	1	2	50.0
8)	Los Angeles Rams	59	16	36	7	18	38	47.4	1	1	100.0
9t)	Carolina	57	26	27	4	21	43	48.8	0	0	---
9t)	Chicago	57	20	31	6	16	39	41.0	1	4	25.0
9t)	Seattle	57	16	38	3	15	45	33.3	2	3	66.7
12)	Washington	55	15	38	2	15	39	38.5	0	1	0.0
13)	Dallas	53	16	31	6	13	38	34.2	2	5	40.0
14)	Detroit	52	11	37	4	18	44	40.9	0	2	0.0
15)	San Francisco	49	14	29	6	13	41	31.7	3	7	42.9
16)	New York Giants	48	6	39	3	11	34	32.4	1	5	20.0
	Totals	919	244	593	82	260	624	41.7	17	42	40.5

NFC / DEFENSE/OPPONENTS: FIRST DOWNS, THIRD DOWNS, FOURTH DOWNS

Rank	Team	FIRST DOWNS				THIRD DOWNS			FOURTH DOWNS		
		Total	Rush	Pass	Pen	Made	Att	Pct	Made	Att	Pct
1)	Washington	40	7	29	4	13	37	35.1	2	3	66.7
2)	Carolina	44	13	30	1	12	36	33.3	1	6	16.7
3t)	Arizona	52	15	33	4	18	43	41.9	0	1	0.0
3t)	Green Bay	52	16	33	3	12	35	34.3	0	0	---
5)	Philadelphia	53	11	39	3	11	33	33.3	0	3	0.0
6)	Los Angeles Rams	56	18	33	5	14	41	34.1	2	4	50.0
7t)	New York Giants	58	27	27	4	20	44	45.5	2	4	50.0
7t)	Seattle	58	18	30	10	15	42	35.7	0	0	---
9)	Chicago	59	16	36	7	17	37	45.9	0	0	---
10t)	Dallas	61	15	37	9	21	45	46.7	1	2	50.0
10t)	Minnesota	61	9	45	7	8	30	26.7	0	0	---
12)	Detroit	64	15	42	7	14	36	38.9	1	3	33.3
13)	Atlanta	65	13	44	8	13	38	34.2	4	5	80.0
14)	Tampa Bay	44	8	32	4	14	27	51.9	0	2	0.0
15)	San Francisco	67	25	32	10	23	44	52.3	1	1	100.0
16)	New Orleans	70	24	40	6	22	40	55.0	0	0	---
	Totals	904	250	562	92	247	608	40.6	14	34	41.2

WEEK 3 / THROUGH MONDAY, SEPTEMBER 25, 2017

NFL / OFFENSE/TEAMS: FIRST DOWNS, THIRD DOWNS, FOURTH DOWNS

Rank	Team	FIRST DOWNS				THIRD DOWNS			FOURTH DOWNS		
		Total	Rush	Pass	Pen	Made	Att	Pct	Made	Att	Pct
1)	New England	75	19	46	10	17	40	42.5	0	2	0.0
2)	Green Bay	72	16	49	7	21	43	48.8	3	3	100.0
3)	Philadelphia	70	20	44	6	21	43	48.8	2	3	66.7
4)	Denver	69	25	36	8	23	44	52.3	0	2	0.0
5t)	Cleveland	65	16	37	12	10	37	27.0	3	4	75.0
5t)	Los Angeles Chargers	65	11	44	10	10	33	30.3	1	2	50.0
7t)	Jacksonville	63	20	34	9	12	37	32.4	3	3	100.0
7t)	Tennessee	63	22	34	7	17	41	41.5	0	0	---
7t)	Arizona	63	8	44	11	20	48	41.7	1	3	33.3
7t)	Atlanta	63	20	39	4	14	31	45.2	0	0	---
7t)	Tampa Bay	42	6	32	4	9	21	42.9	0	0	---
12)	Minnesota	62	17	38	7	21	42	50.0	0	3	0.0
13t)	Houston	60	17	30	13	15	41	36.6	0	1	0.0
13t)	New Orleans	60	17	41	2	14	35	40.0	1	2	50.0
15)	Los Angeles Rams	59	16	36	7	18	38	47.4	1	1	100.0
16)	Kansas City	58	22	34	2	13	35	37.1	0	1	0.0
17t)	Pittsburgh	57	13	36	8	12	37	32.4	0	0	---
17t)	Carolina	57	26	27	4	21	43	48.8	0	0	---
17t)	Chicago	57	20	31	6	16	39	41.0	1	4	25.0
17t)	Seattle	57	16	38	3	15	45	33.3	2	3	66.7
21)	Miami	37	6	25	6	6	25	24.0	0	4	0.0
22)	Washington	55	15	38	2	15	39	38.5	0	1	0.0
23t)	Baltimore	53	21	25	7	13	36	36.1	0	1	0.0
23t)	Dallas	53	16	31	6	13	38	34.2	2	5	40.0
25)	Detroit	52	11	37	4	18	44	40.9	0	2	0.0
26)	Oakland	50	13	32	5	13	35	37.1	2	3	66.7
27t)	Buffalo	49	16	30	3	18	46	39.1	0	2	0.0
27t)	San Francisco	49	14	29	6	13	41	31.7	3	7	42.9
29)	New York Giants	48	6	39	3	11	34	32.4	1	5	20.0
30)	Cincinnati	47	13	29	5	12	40	30.0	1	3	33.3
31t)	Indianapolis	44	15	24	5	16	45	35.6	0	1	0.0
31t)	New York Jets	44	12	26	6	15	39	38.5	1	1	100.0
	Totals	1818	505	1115	198	482	1235	39.0	28	72	38.9

NFL / DEFENSE/OPPONENTS: FIRST DOWNS, THIRD DOWNS, FOURTH DOWNS

Rank	Team	FIRST DOWNS				THIRD DOWNS			FOURTH DOWNS		
		Total	Rush	Pass	Pen	Made	Att	Pct	Made	Att	Pct
1)	Washington	40	7	29	4	13	37	35.1	2	3	66.7
2)	Carolina	44	13	30	1	12	36	33.3	1	6	16.7
3)	Denver	49	8	35	6	12	42	28.6	3	7	42.9
4)	Buffalo	51	15	30	6	17	44	38.6	1	3	33.3
5t)	Houston	52	12	32	8	13	40	32.5	2	3	66.7
5t)	Pittsburgh	52	21	24	7	12	39	30.8	2	5	40.0
5t)	Arizona	52	15	33	4	18	43	41.9	0	1	0.0
5t)	Green Bay	52	16	33	3	12	35	34.3	0	0	---
9t)	Cincinnati	53	18	26	9	17	44	38.6	0	0	---
9t)	Philadelphia	53	11	39	3	11	33	33.3	0	3	0.0
11t)	Cleveland	56	14	36	6	17	41	41.5	0	0	---
11t)	Jacksonville	56	22	24	10	14	36	38.9	0	2	0.0
11t)	Oakland	56	15	38	3	21	41	51.2	0	0	---
11t)	Los Angeles Rams	56	18	33	5	14	41	34.1	2	4	50.0
15t)	Baltimore	58	16	33	9	9	37	24.3	3	5	60.0
15t)	New York Giants	58	27	27	4	20	44	45.5	2	4	50.0
15t)	Seattle	58	18	30	10	15	42	35.7	0	0	---
18t)	Los Angeles Chargers	59	21	34	4	17	40	42.5	0	2	0.0
18t)	Chicago	59	16	36	7	17	37	45.9	0	0	---
20t)	Miami	40	7	28	5	6	21	28.6	0	0	---
20t)	New York Jets	60	16	36	8	17	41	41.5	0	3	0.0
22t)	Indianapolis	61	14	40	7	16	42	38.1	0	1	0.0
22t)	Dallas	61	15	37	9	21	45	46.7	1	2	50.0
22t)	Minnesota	61	9	45	7	8	30	26.7	0	0	---
25)	Detroit	64	15	42	7	14	36	38.9	1	3	33.3
26)	Atlanta	65	13	44	8	13	38	34.2	4	5	80.0
27t)	Tennessee	66	15	49	2	15	39	38.5	2	3	66.7
27t)	Tampa Bay	44	8	32	4	14	27	51.9	0	2	0.0
29)	San Francisco	67	25	32	10	23	44	52.3	1	1	100.0
30)	New England	69	20	45	4	14	37	37.8	1	2	50.0
31)	New Orleans	70	24	40	6	22	40	55.0	0	0	---
32)	Kansas City	76	21	43	12	18	43	41.9	0	2	0.0
	Totals	1818	505	1115	198	482	1235	39.0	28	72	38.9

WEEK 3 / THROUGH MONDAY, SEPTEMBER 25, 2017

AFC / FIRST-DOWN PLAYS BY TEAMS

Rank	Team	Yds/Play	Plays	Yards
1)	Kansas City	9.58	79	757
2)	New England	7.09	97	688
3)	Tennessee	6.37	86	548
4)	Cincinnati	6.28	80	502
5)	Jacksonville	5.67	86	488
6)	Pittsburgh	5.40	83	448
7)	Oakland	5.32	73	388
8)	Los Angeles Chargers	5.02	85	427
9)	Denver	4.92	91	448
10)	Houston	4.91	88	432
11)	Cleveland	4.77	91	434
12)	Miami	4.38	56	245
13)	Indianapolis	3.86	77	297
14)	Buffalo	3.82	77	294
15)	New York Jets	3.80	71	270
16)	Baltimore	3.73	82	306
	TOTAL	5.35	1302	6972

AFC / FIRST-DOWN PLAYS BY OPPONENTS

Rank	Team	Yds/Play	Plays	Yards
1)	Cleveland	3.77	84	317
2)	Pittsburgh	4.15	79	328
3)	Denver	4.34	77	334
4)	Buffalo	4.53	79	358
5)	Cincinnati	4.80	80	384
6)	Baltimore	4.81	86	414
7)	Jacksonville	4.86	84	408
8)	New York Jets	4.98	81	403
9)	Kansas City	5.19	100	519
10)	Oakland	5.27	79	416
11)	Miami	5.50	54	297
12)	Los Angeles Chargers	5.81	83	482
13)	Indianapolis	5.88	88	517
14)	Houston	6.95	80	556
15)	Tennessee	7.16	92	659
16)	New England	8.40	92	773
	TOTAL	5.44	1318	7165

WEEK 3 / THROUGH MONDAY, SEPTEMBER 25, 2017

NFC / FIRST-DOWN PLAYS BY TEAMS

Rank	Team	Yds/Play	Plays	Yards
1)	Los Angeles Rams	7.20	80	576
2)	New Orleans	6.78	80	542
3)	San Francisco	6.52	75	489
4)	Seattle	6.10	87	531
5)	Tampa Bay	6.09	57	347
6)	Atlanta	6.02	87	524
7)	Minnesota	5.31	81	430
8)	Green Bay	5.25	93	488
9)	Philadelphia	5.22	97	506
10)	Dallas	4.99	80	399
11)	Carolina	4.95	84	416
12)	New York Giants	4.94	77	380
13)	Arizona	4.72	88	415
14)	Washington	4.35	82	357
15)	Chicago	4.07	81	330
16)	Detroit	4.05	80	324
	TOTAL	5.39	1309	7054

NFC / FIRST-DOWN PLAYS BY OPPONENTS

Rank	Team	Yds/Play	Plays	Yards
1)	Dallas	3.81	84	320
2)	San Francisco	4.16	90	374
3)	New York Giants	4.21	82	345
4)	Atlanta	4.58	89	408
5)	Chicago	4.68	81	379
6)	Philadelphia	4.90	78	382
7)	Carolina	4.96	70	347
8)	Arizona	5.07	81	411
9)	Detroit	5.10	92	469
10)	Seattle	5.32	82	436
11)	Washington	5.33	72	384
12)	Tampa Bay	5.86	57	334
13)	Los Angeles Rams	6.01	83	499
14)	Green Bay	6.79	76	516
15)	New Orleans	6.87	90	618
16)	Minnesota	7.43	86	639
	TOTAL	5.31	1293	6861

WEEK 3 / THROUGH MONDAY, SEPTEMBER 25, 2017**NFL / FIRST-DOWN PLAYS BY TEAMS**

Rank	Team	Yds/Play	Plays	Yards
1)	Kansas City	9.58	79	757
2)	Los Angeles Rams	7.20	80	576
3)	New England	7.09	97	688
4)	New Orleans	6.78	80	542
5)	San Francisco	6.52	75	489
6)	Tennessee	6.37	86	548
7)	Cincinnati	6.28	80	502
8)	Seattle	6.10	87	531
9)	Tampa Bay	6.09	57	347
10)	Atlanta	6.02	87	524
11)	Jacksonville	5.67	86	488
12)	Pittsburgh	5.40	83	448
13)	Oakland	5.32	73	388
14)	Minnesota	5.31	81	430
15)	Green Bay	5.25	93	488
16)	Philadelphia	5.22	97	506
17)	Los Angeles Chargers	5.02	85	427
18)	Dallas	4.99	80	399
19)	Carolina	4.95	84	416
20)	New York Giants	4.94	77	380
21)	Denver	4.92	91	448
22)	Houston	4.91	88	432
23)	Cleveland	4.77	91	434
24)	Arizona	4.72	88	415
25)	Miami	4.38	56	245
26)	Washington	4.35	82	357
27)	Chicago	4.07	81	330
28)	Detroit	4.05	80	324
29)	Indianapolis	3.86	77	297
30)	Buffalo	3.82	77	294
31)	New York Jets	3.80	71	270
32)	Baltimore	3.73	82	306
	TOTAL	5.37	2611	14026

NFL / FIRST-DOWN PLAYS BY OPPONENTS

Rank	Team	Yds/Play	Plays	Yards
1)	Cleveland	3.77	84	317
2)	Dallas	3.81	84	320
3)	Pittsburgh	4.15	79	328
4)	San Francisco	4.16	90	374
5)	New York Giants	4.21	82	345
6)	Denver	4.34	77	334
7)	Buffalo	4.53	79	358
8)	Atlanta	4.58	89	408
9)	Chicago	4.68	81	379
10)	Cincinnati	4.80	80	384
11)	Baltimore	4.81	86	414
12)	Jacksonville	4.86	84	408
13)	Philadelphia	4.90	78	382
14)	Carolina	4.96	70	347
15)	New York Jets	4.98	81	403
16)	Arizona	5.07	81	411
17)	Detroit	5.10	92	469
18)	Kansas City	5.19	100	519
19)	Oakland	5.27	79	416
20)	Seattle	5.32	82	436
21)	Washington	5.33	72	384
22)	Miami	5.50	54	297
23)	Los Angeles Chargers	5.81	83	482
24)	Tampa Bay	5.86	57	334
25)	Indianapolis	5.88	88	517
26)	Los Angeles Rams	6.01	83	499
27)	Green Bay	6.79	76	516
28)	New Orleans	6.87	90	618
29)	Houston	6.95	80	556
30)	Tennessee	7.16	92	659
31)	Minnesota	7.43	86	639
32)	New England	8.40	92	773
	TOTAL	5.37	2611	14026

WEEK 3 / THROUGH MONDAY, SEPTEMBER 25, 2017

AFC / KICKOFFS (Receiving Team)

Rank	Team	TotKO	AdjKO	TB	TB%	EZ	EZ%	OB	I20	Avg.Start
1)	Baltimore	13	13	12	92.3	12	92.3	1	0	26.2
2)	New York Jets	13	13	9	69.2	12	92.3	0	1	26.0
3)	Denver	15	14	9	64.3	12	80.0	0	1	25.9
4)	Tennessee	15	13	9	69.2	11	73.3	0	0	25.3
5)	Cincinnati	15	15	11	73.3	13	86.7	0	1	25.1
6)	Buffalo	13	13	9	69.2	10	76.9	0	0	24.9
7)	Pittsburgh	10	10	6	60.0	8	80.0	0	1	24.8
8)	Indianapolis	19	17	14	82.4	17	89.5	0	0	24.7
9)	Kansas City	13	12	3	25.0	12	92.3	0	4	24.3
10)	Oakland	16	14	9	64.3	14	87.5	0	3	24.3
11)	Miami	9	9	5	55.6	7	77.8	0	2	24.0
12)	New England	20	19	14	73.7	15	75.0	0	3	23.8
13)	Cleveland	15	14	12	85.7	14	93.3	0	2	23.4
14)	Houston	17	16	11	68.8	14	82.4	0	2	23.3
15)	Jacksonville	11	11	6	54.5	9	81.8	0	3	21.6
16)	Los Angeles Char	16	16	9	56.3	13	81.3	0	3	20.9
	Totals	230	219	148	67.6	193	88.1	1	26	24.3

AFC / KICKOFFS (Kicking Team)

Rank	Team	TotKO	AdjKO	TB	TB%	EZ	EZ%	OB	I20	Avg.Start
1)	Miami	7	7	3	42.9	4	57.1	0	1	20.7
2)	New York Jets	14	13	8	61.5	12	85.7	0	4	21.8
3)	Baltimore	12	11	8	72.7	9	75.0	0	3	22.4
4)	Kansas City	18	18	10	55.6	14	77.8	0	4	22.7
5)	Pittsburgh	16	16	10	62.5	15	93.8	0	3	23.4
6)	Cleveland	12	10	9	90.0	9	75.0	0	0	24.5
7)	Tennessee	19	18	13	72.2	17	89.5	0	2	24.6
8)	Jacksonville	20	19	16	84.2	17	85.0	1	1	24.8
9)	Buffalo	13	12	7	58.3	11	84.6	0	1	24.8
10)	New England	19	19	6	31.6	13	68.4	0	3	25.1
11)	Denver	17	17	14	82.4	14	82.4	0	0	25.2
12)	Houston	14	14	10	71.4	13	92.9	0	1	25.8
13)	Indianapolis	14	14	10	71.4	10	71.4	0	2	26.3
14)	Cincinnati	10	9	8	88.9	8	80.0	1	0	26.7
15)	Oakland	17	17	14	82.4	16	94.1	0	0	26.8
16)	Los Angeles Char	10	10	4	40.0	8	80.0	0	1	27.6
	Totals	232	224	150	67.0	190	84.8	2	26	24.6

Note: Average team drive start DOES NOT include onside kicks or kickoffs at the end of a half unless either kickoff is returned for a touchdown. All other kickoffs (returned kickoffs, fair catches, touchback and kickoffs out of bounds) are included. Kickoffs resulting in the kicking team retaining possession are not included.

ADJ KO: Adjusted kickoffs are used to compute the Avg. Team Drive Start.

I20: The number of drives that start inside (not including) the 20 yd line.

WEEK 3 / THROUGH MONDAY, SEPTEMBER 25, 2017

NFC / KICKOFFS (Receiving Team)

Rank	Team	TotKO	AdjKO	TB	TB%	EZ	EZ%	OB	I20	Avg.Start
1)	Philadelphia	15	15	9	60.0	11	73.3	0	1	26.1
2)	Los Angeles Rams	18	16	9	56.3	13	72.2	0	1	26.1
3)	Green Bay	15	15	14	93.3	14	93.3	1	0	26.0
3t)	New Orleans	18	17	10	58.8	13	72.2	0	1	26.0
5)	Carolina	10	10	9	90.0	9	90.0	0	0	25.7
6)	Seattle	15	15	10	66.7	13	86.7	0	1	25.4
7)	San Francisco	17	17	10	58.8	11	64.7	1	2	25.2
8)	Tampa Bay	9	9	6	66.7	7	77.8	0	2	25.1
9)	Dallas	13	13	10	76.9	11	84.6	0	1	24.2
10)	Washington	14	14	9	64.3	12	85.7	0	3	24.2
11)	New York Giants	16	16	11	68.8	13	81.3	0	2	24.0
12)	Chicago	17	17	9	52.9	13	76.5	0	3	23.2
13)	Detroit	15	14	8	57.1	12	80.0	2	5	23.1
14)	Atlanta	16	16	11	68.8	14	87.5	0	3	22.9
15)	Minnesota	17	16	9	56.3	16	94.1	1	5	22.8
16)	Arizona	15	15	9	60.0	12	80.0	0	3	22.7
	Totals	240	235	153	65.1	194	82.6	5	33	24.5

NFC / KICKOFFS (Kicking Team)

Rank	Team	TotKO	AdjKO	TB	TB%	EZ	EZ%	OB	I20	Avg.Start
1)	Tampa Bay	10	10	7	70.0	9	90.0	0	3	21.4
2)	Arizona	14	13	6	46.2	12	85.7	1	3	21.6
3)	Dallas	15	15	10	66.7	14	93.3	0	4	22.3
4)	Washington	16	16	11	68.8	13	81.3	0	1	23.8
5)	San Francisco	14	12	8	66.7	13	92.9	0	1	24.1
6)	Minnesota	17	16	9	56.3	13	76.5	0	4	24.1
7)	Atlanta	20	20	16	80.0	18	90.0	0	2	24.2
7t)	Philadelphia	16	15	6	40.0	11	68.8	0	4	24.2
9)	Chicago	9	9	7	77.8	8	88.9	0	1	24.4
10)	New Orleans	17	15	10	66.7	14	82.4	1	2	24.5
11)	Detroit	18	18	13	72.2	17	94.4	0	1	24.6
12)	Green Bay	15	15	9	60.0	11	73.3	0	1	24.8
13)	Los Angeles Rams	22	22	17	77.3	18	81.8	1	3	24.9
14)	Carolina	13	13	13	100.0	13	100.0	0	0	25.0
15)	Seattle	12	11	6	54.5	8	66.7	0	0	25.2
16)	New York Giants	10	10	3	30.0	5	50.0	1	3	27.2
	Totals	238	230	151	65.7	197	85.7	4	33	24.2

Note: Average team drive start DOES NOT include onside kicks or kickoffs at the end of a half unless either kickoff is returned for a touchdown. All other kickoffs (returned kickoffs, fair catches, touchback and kickoffs out of bounds) are included. Kickoffs resulting in the kicking team retaining possession are not included.

ADJ KO: Adjusted kickoffs are used to compute the Avg. Team Drive Start.

I20: The number of drives that start inside (not including) the 20 yd line.

WEEK 3 / THROUGH MONDAY, SEPTEMBER 25, 2017

NFL / KICKOFFS (Receiving Team)

Rank	Team	TotKO	AdjKO	TB	TB%	EZ	EZ%	OB	I20	Avg.Start
1)	Baltimore	13	13	12	92.3	12	92.3	1	0	26.2
2)	Philadelphia	15	15	9	60.0	11	73.3	0	1	26.1
3)	Los Angeles Rams	18	16	9	56.3	13	72.2	0	1	26.1
4)	Green Bay	15	15	14	93.3	14	93.3	1	0	26.0
4t)	New Orleans	18	17	10	58.8	13	72.2	0	1	26.0
4t)	New York Jets	13	13	9	69.2	12	92.3	0	1	26.0
7)	Denver	15	14	9	64.3	12	80.0	0	1	25.9
8)	Carolina	10	10	9	90.0	9	90.0	0	0	25.7
9)	Seattle	15	15	10	66.7	13	86.7	0	1	25.4
10)	Tennessee	15	13	9	69.2	11	73.3	0	0	25.3
11)	San Francisco	17	17	10	58.8	11	64.7	1	2	25.2
12)	Tampa Bay	9	9	6	66.7	7	77.8	0	2	25.1
13)	Cincinnati	15	15	11	73.3	13	86.7	0	1	25.1
14)	Buffalo	13	13	9	69.2	10	76.9	0	0	24.9
15)	Pittsburgh	10	10	6	60.0	8	80.0	0	1	24.8
16)	Indianapolis	19	17	14	82.4	17	89.5	0	0	24.7
17)	Kansas City	13	12	3	25.0	12	92.3	0	4	24.3
18)	Oakland	16	14	9	64.3	14	87.5	0	3	24.3
19)	Dallas	13	13	10	76.9	11	84.6	0	1	24.2
20)	Washington	14	14	9	64.3	12	85.7	0	3	24.2
21)	Miami	9	9	5	55.6	7	77.8	0	2	24.0
21t)	New York Giants	16	16	11	68.8	13	81.3	0	2	24.0
23)	New England	20	19	14	73.7	15	75.0	0	3	23.8
24)	Cleveland	15	14	12	85.7	14	93.3	0	2	23.4
25)	Houston	17	16	11	68.8	14	82.4	0	2	23.3
26)	Chicago	17	17	9	52.9	13	76.5	0	3	23.2
27)	Detroit	15	14	8	57.1	12	80.0	2	5	23.1
28)	Atlanta	16	16	11	68.8	14	87.5	0	3	22.9
29)	Minnesota	17	16	9	56.3	16	94.1	1	5	22.8
30)	Arizona	15	15	9	60.0	12	80.0	0	3	22.7
31)	Jacksonville	11	11	6	54.5	9	81.8	0	3	21.6
32)	Los Angeles Char	16	16	9	56.3	13	81.3	0	3	20.9
	Totals	470	454	301	66.3	387	85.2	6	59	24.4

Note: Average opponent drive start DOES NOT include onside kicks or kickoffs at the end of a half unless either kickoff is returned for a touchdown. All other kickoffs (returned kickoffs, fair catches, touchback and kickoffs out of bounds) are included. Kickoffs resulting in the kicking team retaining possession are not included.

ADJ KO: Adjusted kickoffs are used to compute the Avg. Team Drive Start.

I20: The number of drives that start inside (not including) the 20 yd line.

WEEK 3 / THROUGH MONDAY, SEPTEMBER 25, 2017

NFL / KICKOFFS (Kicking Team)

Rank	Team	TotKO	AdjKO	TB	TB%	EZ	EZ%	OB	I20	Avg.Start
1)	Miami	7	7	3	42.9	4	57.1	0	1	20.7
2)	Tampa Bay	10	10	7	70.0	9	90.0	0	3	21.4
3)	Arizona	14	13	6	46.2	12	85.7	1	3	21.6
4)	New York Jets	14	13	8	61.5	12	85.7	0	4	21.8
5)	Dallas	15	15	10	66.7	14	93.3	0	4	22.3
6)	Baltimore	12	11	8	72.7	9	75.0	0	3	22.4
7)	Kansas City	18	18	10	55.6	14	77.8	0	4	22.7
8)	Pittsburgh	16	16	10	62.5	15	93.8	0	3	23.4
9)	Washington	16	16	11	68.8	13	81.3	0	1	23.8
10)	San Francisco	14	12	8	66.7	13	92.9	0	1	24.1
11)	Minnesota	17	16	9	56.3	13	76.5	0	4	24.1
12)	Atlanta	20	20	16	80.0	18	90.0	0	2	24.2
12t)	Philadelphia	16	15	6	40.0	11	68.8	0	4	24.2
14)	Chicago	9	9	7	77.8	8	88.9	0	1	24.4
15)	New Orleans	17	15	10	66.7	14	82.4	1	2	24.5
16)	Cleveland	12	10	9	90.0	9	75.0	0	0	24.5
17)	Detroit	18	18	13	72.2	17	94.4	0	1	24.6
17t)	Tennessee	19	18	13	72.2	17	89.5	0	2	24.6
19)	Jacksonville	20	19	16	84.2	17	85.0	1	1	24.8
20)	Green Bay	15	15	9	60.0	11	73.3	0	1	24.8
21)	Buffalo	13	12	7	58.3	11	84.6	0	1	24.8
22)	Los Angeles Rams	22	22	17	77.3	18	81.8	1	3	24.9
23)	Carolina	13	13	13	100.0	13	100.0	0	0	25.0
24)	New England	19	19	6	31.6	13	68.4	0	3	25.1
25)	Seattle	12	11	6	54.5	8	66.7	0	0	25.2
26)	Denver	17	17	14	82.4	14	82.4	0	0	25.2
27)	Houston	14	14	10	71.4	13	92.9	0	1	25.8
28)	Indianapolis	14	14	10	71.4	10	71.4	0	2	26.3
29)	Cincinnati	10	9	8	88.9	8	80.0	1	0	26.7
30)	Oakland	17	17	14	82.4	16	94.1	0	0	26.8
31)	New York Giants	10	10	3	30.0	5	50.0	1	3	27.2
32)	Los Angeles Char	10	10	4	40.0	8	80.0	0	1	27.6
	Totals	470	454	301	66.3	387	85.2	6	59	24.4

Note: Average team drive start DOES NOT include outside kicks or kickoffs at the end of a half unless either kickoff is returned for a touchdown. All other kickoffs (returned kickoffs, fair catches, touchback and kickoffs out of bounds) are included. Kickoffs resulting in the kicking team retaining possession are not included.

ADJ KO: Adjusted kickoffs are used to compute the Avg. Team Drive Start.

I20: The number of drives that start inside (not including) the 20 yd line.

WEEK 3 / THROUGH MONDAY, SEPTEMBER 25, 2017

AFC / SINGLE-GAME HIGHS / PLAYERS

Most Points-- 18, (4 times in Non-Overtime Games)
Passing Yards-- 447, Brady, N.E. at N.O., 9/17, (30-39, 447, 3 td, 0 int)
Longest Pass-- 78, A. Smith, K.C. at N.E., 9/7, (to Hunt, Kareem, td)
Passing Touchdowns-- 5, Brady, N.E. vs. Hou., 9/24, (25-35, 378, 5 td, 0 int)
Rushing Yards-- 172, K. Hunt, K.C. at LA-C, 9/24, (17-172, 1 td)
Rushing Attempts-- 28, Ajayi, Miami at LA-C, 9/17, (28-122, 0 td)
Longest Rush-- 75, Murray, Tenn. vs. Sea., 9/24, td
Receptions-- 13, Landry, Miami at LA-C, 9/17, (13-78, 0 td)
Receiving Yards-- 182, Brown, Pitt. at Clev., 9/10, (11-182, 0 td)
Kickoff Return Yards-- 86, Thomas, K.C. at N.E., 9/7, (4-86, 0 td)
Kickoff Returns-- 4, Thomas, K.C. at N.E., 9/7, (4-86, 0 td)
Longest Kickoff Return-- 42, A. Hunt, K.C. at LA-C, 9/24
Punt Return Yards-- 57, Erickson, Cin. vs. Hou., 9/14, (4-57, 3 fc, 0 td)
Punt Returns-- 5, Jackson, Tenn. vs. Sea., 9/24, (5-51, 0 fc, 0 td)
Longest Punt Return-- 46, Jackson, Tenn. at Jax , 9/17
Interceptions-- 2, (3 times in Non-Overtime Games)
Longest Interception Return-- 103, Talib, Denv. vs. Dal., 9/17, td
Sacks-- 4.0, Campbell, Jax at Hou., 9/10
Scrimmage Yards-- 246, K. Hunt, K.C. at N.E., 9/7, (Rush 17-148, Rec 5-98)
Longest Punt-- 68, Lechler, Hou. at N.E., 9/24
Punts-- 9, Lechler, Hou. at Cin., 9/14, (9-440, 48.9)
Field Goals Made-- 4, (6 times in Non-Overtime Games)
Longest Field Goal-- 55, Hauschka, Buff. vs. Denv., 9/24

NFC / SINGLE-GAME HIGHS / PLAYERS

Most Points-- 18, Gurley, LA-R at S.F., 9/21, (3 td, 0 fg, 0 xp, 0 2pt)
Passing Yards-- 373, Wilson, Sea. at Tenn., 9/24, (29-49, 373, 4 td, 0 int)
Longest Pass-- 88, Ryan, Atl. at Chi., 9/10, (to Hooper, Austin, td)
Passing Touchdowns-- 4, Stafford, Det. vs. Ariz., 9/10, (29-41, 292, 4 td, 1 int)
Passing Touchdowns-- 4, Wilson, Sea. at Tenn., 9/24, (29-49, 373, 4 td, 0 int)
Rushing Yards-- 138, Howard, Chi. vs. Pitt., 9/24 (OT), (23-138, 2 td)
Rushing Yards-- 127, Cook, Minn. vs. N.O., 9/11, (22-127, 0 td)
Rushing Attempts-- 28, Gurley, LA-R at S.F., 9/21, (28-113, 2 td)
Longest Rush-- 61, C. Thompson, Wash. at LA-R, 9/17, td
Longest Rush-- 61, Hyde, S.F. at Sea., 9/17
Receptions-- 13, Fitzgerald, Ariz. vs. Dal., 9/25, (13-149, 1 td)
Receiving Yards-- 173, Diggs, Minn. vs. T.B., 9/24, (8-173, 2 td)
Kickoff Return Yards-- 108, McKinnon, Minn. vs. N.O., 9/11, (4-108, 0 td)
Kickoff Returns-- 4, McKinnon, Minn. vs. N.O., 9/11, (4-108, 0 td)
Longest Kickoff Return-- 50, Reedy, T.B. at Minn., 9/24
Punt Return Yards-- 101, Agnew, Det. at NY-G, 9/18, (3-101, 1 fc, 1 td)
Punt Returns-- 5, Davis, G.B. vs. Cin., 9/24 (OT), (5-70, 1 fc, 0 td)
Punt Returns-- 5, McCaffrey, Car. vs. Buff., 9/17, (5-30, 1 fc, 0 td)
Longest Punt Return-- 88, Agnew, Det. at NY-G, 9/18, td
Interceptions-- 2, Slay, Det. vs. Atl., 9/24, (2-52, 0 td)
Longest Interception Return-- 82, Bethel, Ariz. at Det., 9/10, td
Sacks-- 3.0, Ansah, Det. at NY-G, 9/18
Sacks-- 3.0, Lawrence, Dal. at Ariz., 9/25
Scrimmage Yards-- 188, C. Thompson, Wash. vs. Oak., 9/24, (Rush 8-38, Rec 6-150)
Longest Punt-- 69, O'Donnell, Chi. vs. Atl., 9/10
Punts-- 8, Ryan, Sea. at Tenn., 9/24, (8-388, 48.5)
Field Goals Made-- 4, (3 times in Non-Overtime Games)
Longest Field Goal-- 61, Elliott, Phil. vs. NY-G, 9/24

WEEK 3 / THROUGH MONDAY, SEPTEMBER 25, 2017

NFL / SINGLE-GAME HIGHS / PLAYERS

Most Points-- 18, (5 times in Non-Overtime Games)
Passing Yards-- 447, Brady, N.E. at N.O., 9/17, (30-39, 447, 3 td, 0 int)
Longest Pass-- 88, Ryan, Atl. at Chi., 9/10, (to Hooper, Austin, td)
Passing Touchdowns-- 5, Brady, N.E. vs. Hou., 9/24, (25-35, 378, 5 td, 0 int)
Rushing Yards-- 172, K. Hunt, K.C. at LA-C, 9/24, (17-172, 1 td)
Rushing Attempts-- 28, Ajayi, Miami at LA-C, 9/17, (28-122, 0 td)
Rushing Attempts-- 28, Gurley, LA-R at S.F., 9/21, (28-113, 2 td)
Longest Rush-- 75, Murray, Tenn. vs. Sea., 9/24, td
Receptions-- 13, Landry, Miami at LA-C, 9/17, (13-78, 0 td)
Receptions-- 13, Fitzgerald, Ariz. vs. Dal., 9/25, (13-149, 1 td)
Receiving Yards-- 182, Brown, Pitt. at Clev., 9/10, (11-182, 0 td)
Kickoff Return Yards-- 108, McKinnon, Minn. vs. N.O., 9/11, (4-108, 0 td)
Kickoff Returns-- 4, Thomas, K.C. at N.E., 9/7, (4-86, 0 td)
Kickoff Returns-- 4, McKinnon, Minn. vs. N.O., 9/11, (4-108, 0 td)
Longest Kickoff Return-- 50, Reedy, T.B. at Minn., 9/24
Punt Return Yards-- 101, Agnew, Det. at NY-G, 9/18, (3-101, 1 fc, 1 td)
Punt Returns-- 5, Davis, G.B. vs. Cin., 9/24 (OT), (5-70, 1 fc, 0 td)
Punt Returns-- 5, McCaffrey, Car. vs. Buff., 9/17, (5-30, 1 fc, 0 td)
Punt Returns-- 5, Jackson, Tenn. vs. Sea., 9/24, (5-51, 0 fc, 0 td)
Longest Punt Return-- 88, Agnew, Det. at NY-G, 9/18, td
Interceptions-- 2, (4 times in Non-Overtime Games)
Longest Interception Return-- 103, Talib, Denv. vs. Dal., 9/17, td
Sacks-- 4.0, Campbell, Jax at Hou., 9/10
Scrimmage Yards-- 246, K. Hunt, K.C. at N.E., 9/7, (Rush 17-148, Rec 5-98)
Longest Punt-- 69, O'Donnell, Chi. vs. Atl., 9/10
Punts-- 9, Lechler, Hou. at Cin., 9/14, (9-440, 48.9)
Field Goals Made-- 4, (9 times in Non-Overtime Games)
Longest Field Goal-- 61, Elliott, Phil. vs. NY-G, 9/24

WEEK 3 / THROUGH MONDAY, SEPTEMBER 25, 2017

300-Yard Passing Games

447, Brady, NE at NO 09/17 (30-39, 3 TD)
378, Brady, NE vs. HOU 09/24 (25-35, 5 TD)
373, Wilson, SEA at TEN 09/24 (29-49, 4 TD)
369, Keenum, MIN vs. TB 09/24 (25-33, 3 TD)
368, A. Smith, KC at NE 09/07 (28-35, 4 TD)
366, Manning, NYG at PHI 09/24 (35-47, 3 TD)
365, Cousins, WAS vs. OAK 09/24 (25-30, 3 TD)
356, Brees, NO vs. NE 09/17 (27-45, 2 TD)
346, Bradford, MIN vs. NO 09/11 (27-32, 3 TD)
343, A. Rodgers, GB at ATL 09/17 (33-50, 2 TD)
333, Wentz, PHI at KC 09/17 (25-46, 2 TD)
332, Palmer, ARI at IND 09/17 (ot) (19-36, 1 TD)
332, Hoyer, SF vs. LAR 09/21 (23-37, 2 TD)
331, Rivers, LAC vs. MIA 09/17 (31-39, 1 TD)
328, Winston, TB at MIN 09/24 (28-40, 2 TD)
325, Palmer, ARI vs. DAL 09/25 (29-48, 2 TD)
321, Ryan, ATL at CHI 09/10 (21-30, 1 TD)
313, A. Rodgers, GB vs. CIN 09/24 (ot) (28-42, 3 TD)
311, A. Rodgers, GB vs. SEA 09/10 (28-42, 1 TD)
307, Wentz, PHI at WAS 09/10 (26-39, 2 TD)
306, Goff, LAR vs. IND 09/10 (21-29, 1 TD)
301, Watson, HOU at NE 09/24 (22-33, 2 TD)
301, Glennon, CHI at TB 09/17 (31-45, 1 TD)

100-Yard Receiving Games

182, Brown, PIT at CLE 09/10 (11 rec., 0 TD)
173, Diggs, MIN vs. TB 09/24 (8 rec., 2 TD)
157, Thielen, MIN vs. NO 09/11 (9 rec., 0 TD)
153, Hilton, IND vs. CLE 09/24 (7 rec., 1 TD)
150, C. Thompson, WAS vs. OAK 09/24 (6 rec., 1 TD)
149, Fitzgerald, ARI vs. DAL 09/25 (13 rec., 1 TD)
142, Garcon, SF vs. LAR 09/21 (7 rec., 0 TD)
133, Shepard, NYG at PHI 09/24 (7 rec., 1 TD)
133, Hill, KC at NE 09/07 (7 rec., 1 TD)
131, Cooks, NE vs. HOU 09/24 (5 rec., 2 TD)
128, Hooper, ATL at CHI 09/10 (2 rec., 1 TD)
122, Allison, GB vs. CIN 09/24 (ot) (6 rec., 0 TD)
120, Nelson, ARI at IND 09/17 (ot) (5 rec., 1 TD)
116, Gronkowski, NE at NO 09/17 (6 rec., 1 TD)
111, Green, CIN at GB 09/24 (ot) (10 rec., 1 TD)
110, Brown, PIT at CHI 09/24 (ot) (10 rec., 1 TD)
108, Woods, LAR at SF 09/21 (6 rec., 0 TD)
108, Ju. Jones, ATL vs. GB 09/17 (5 rec., 0 TD)
107, Tate, DET vs. ARI 09/10 (10 rec., 0 TD)
106, Watkins, LAR at SF 09/21 (6 rec., 2 TD)
105, Baldwin, SEA at TEN 09/24 (10 rec., 1 TD)
105, Benjamin, LAC vs. KC 09/24 (5 rec., 0 TD)
103, Kelce, KC vs. PHI 09/17 (8 rec., 1 TD)
101, McCaffrey, CAR vs. NO 09/24 (9 rec., 0 TD)
100, Allen, LAC vs. MIA 09/17 (9 rec., 0 TD)
100, Amendola, NE vs. KC 09/07 (6 rec., 0 TD)

100-Yard Rushing Games

172, K. Hunt, KC at LAC 09/24 (17 att., 1 TD)
148, K. Hunt, KC at NE 09/07 (17 att., 1 TD)
138, Howard, CHI vs. PIT 09/24 (ot) (23 att., 2 TD)
127, Cook, MIN vs. NO 09/11 (22 att., 0 TD)
124, Hyde, SF at SEA 09/17 (15 att., 0 TD)
122, Ajayi, MIA at LAC 09/17 (28 att., 0 TD)
118, C. Anderson, DEN vs. DAL 09/17 (25 att., 1 TD)
115, Murray, TEN vs. SEA 09/24 (14 att., 1 TD)
113, Gurley, LAR at SF 09/21 (28 att., 2 TD)
110, McCoy, BUF vs. NYJ 09/10 (22 att., 0 TD)
106, Freeman, ATL at DET 09/24 (21 att., 1 TD)
104, E. Elliott, DAL vs. NYG 09/10 (24 att., 0 TD)
100, Fournette, JAX at HOU 09/10 (26 att., 1 TD)

WEEK 3 / THROUGH MONDAY, SEPTEMBER 25, 2017**AFC / LEADING PASSERS**

Player, Team	Att	Comp	Pct		Avg		Pct			Pct Rating	
			Comp	Yds	Gain	TD	TD	Long	Int	Int	Points
A. Smith, K.C.	84	65	77.4	774	9.21	7	8.3	78t	0	0.0	132.7
Brady, N.E.	110	71	64.5	1092	9.93	8	7.3	54	0	0.0	121.5
Carr, Oak.	91	64	70.3	610	6.70	6	6.6	39	2	2.2	101.4
Taylor, Buf.	79	53	67.1	562	7.11	4	5.1	47	1	1.3	99.2
Roethlisberger, Pit.	110	69	62.7	741	6.74	5	4.5	51	1	0.9	93.8
Bortles, Jac.	86	51	59.3	592	6.88	6	7.0	35	2	2.3	93.8
McCown, NY-J	86	60	69.8	602	7.00	3	3.5	69t	2	2.3	91.3
Siemian, Den.	100	63	63.0	709	7.09	6	6.0	44	4	4.0	87.5
Mariota, Ten.	100	60	60.0	696	6.96	3	3.0	55t	1	1.0	86.9
Brissett, Ind.	64	39	60.9	526	8.22	1	1.6	61t	1	1.6	85.8
Cutler, Mia.	77	50	64.9	450	5.84	2	2.6	31	1	1.3	83.8
Rivers, LA-C	112	73	65.2	760	6.79	4	3.6	44	4	3.6	81.7
*Watson, Hou.	80	49	61.3	528	6.60	3	3.8	35	3	3.8	77.5
Dalton, Cin.	93	57	61.3	606	6.52	2	2.2	50	4	4.3	69.6
Flacco, Bal.	69	42	60.9	366	5.30	3	4.3	48t	4	5.8	65.2
*Kizer, Cle.	108	57	52.8	646	5.98	3	2.8	38	7	6.5	53.2

AFC / LEADING PASSERS, RANKS

Player, Team	Att	Comp	Pct		Avg		Pct			Pct Rating	
			Comp	Yds	Gain	TD	TD	Long	Int	Int	Points
A. Smith, K.C.	11	4	1	2	2	2	1		1t	1t	1
Brady, N.E.	2t	2	7	1	1	1	2		1t	1t	2
Carr, Oak.	8	5	2	8	11	3t	4		8t	8	3
Taylor, Buf.	13	11	4	12	4	7t	6		3t	5	4
Roethlisberger, Pit.	2t	3	9	4	10	6	7		3t	3	5
Bortles, Jac.	9t	12	15	11	8	3t	3		8t	9t	6
McCown, NY-J	9t	7t	3	10	6	9t	11		8t	9t	7
Siemian, Den.	5t	6	8	5	5	3t	5		12t	13	8
Mariota, Ten.	5t	7t	14	6	7	9t	12		3t	4	9
Brissett, Ind.	16	16	12	14	3	16t	16		3t	7	10
Cutler, Mia.	14	13	6	15	15	14t	14		3t	6	11
Rivers, LA-C	1	1	5	3	9	7t	10		12t	11	12
*Watson, Hou.	12	14	11	13	12	9t	9		11	12	13
Dalton, Cin.	7	9t	10	9	13	14t	15		12t	14	14
Flacco, Bal.	15	15	13	16	16	9t	8		12t	15	15
*Kizer, Cle.	4	9t	16	7	14	9t	13		16	16	16

WEEK 3 / THROUGH MONDAY, SEPTEMBER 25, 2017**AFC / FOURTH-QUARTER PASSING LEADERS**

Rank	Player, Team	Att	Comp	Comp%	Yards	YPA	TD	TD%	Int	Int%	Rating
1)	Bortles, Jac.	13	10	76.9	145	11.15	1	7.7	0	0.0	138.3
2)	A. Smith, K.C.	24	16	66.7	248	10.33	2	8.3	0	0.0	128.5
3)	Mallett, Bal.	9	6	66.7	36	4.00	1	11.1	0	0.0	111.3
4)	Carr, Oak.	33	24	72.7	195	5.91	2	6.1	0	0.0	107.5
5)	Brady, N.E.	26	16	61.5	232	8.92	1	3.8	0	0.0	103.4
6)	Rivers, LA-C	46	30	65.2	282	6.13	2	4.3	0	0.0	96.5
7)	Taylor, Buf.	19	14	73.7	110	5.79	0	0.0	0	0.0	87.6
8)	Mariota, Ten.	23	12	52.2	148	6.43	1	4.3	0	0.0	86.9
9)	Roethlisberger, Pit.	29	21	72.4	235	8.10	0	0.0	1	3.4	81.8
10)	Brissett, Ind.	17	10	58.8	124	7.29	0	0.0	0	0.0	81.5
11)	Cutler, Mia.	31	20	64.5	203	6.55	1	3.2	1	3.2	80.4
12)	*Kizer, Cle.	46	23	50.0	259	5.63	2	4.3	3	6.5	54.5
13)	Dalton, Cin.	26	13	50.0	155	5.96	0	0.0	1	3.8	52.6
14)	*Watson, Hou.	28	16	57.1	218	7.79	0	0.0	2	7.1	52.4
15)	McCown, NY-J	18	9	50.0	77	4.28	1	5.6	2	11.1	40.5
16)	Siemian, Den.	14	7	50.0	120	8.57	0	0.0	2	14.3	39.9

AFC / THIRD-DOWN PASSING LEADERS

Rank	Player, Team	Att	Comp	Comp%	Yards	YPA	TD	TD%	Int	Int%	Rating
1)	Brady, N.E.	28	20	71.4	301	10.75	3	10.7	0	0.0	142.1
2)	Siemian, Den.	30	19	63.3	241	8.03	4	13.3	1	3.3	114.0
3)	McCown, NY-J	27	22	81.5	242	8.96	2	7.4	1	3.7	113.3
4)	A. Smith, K.C.	19	14	73.7	123	6.47	1	5.3	0	0.0	108.0
5)	Brissett, Ind.	24	15	62.5	213	8.88	1	4.2	0	0.0	105.0
6)	Taylor, Buf.	26	18	69.2	174	6.69	2	7.7	1	3.8	97.3
7)	Roethlisberger, Pit.	28	15	53.6	120	4.29	3	10.7	1	3.6	85.4
8)	Flacco, Bal.	17	8	47.1	86	5.06	1	5.9	0	0.0	82.0
9)	Cutler, Mia.	18	12	66.7	83	4.61	0	0.0	0	0.0	76.9
10)	Mariota, Ten.	34	18	52.9	219	6.44	0	0.0	0	0.0	73.0
11)	Carr, Oak.	24	14	58.3	137	5.71	1	4.2	1	4.2	71.0
12)	*Watson, Hou.	15	8	53.3	61	4.07	0	0.0	0	0.0	63.5
13)	Bortles, Jac.	27	11	40.7	120	4.44	1	3.7	1	3.7	51.5
14)	Dalton, Cin.	23	11	47.8	121	5.26	1	4.3	2	8.7	42.1
15)	*Kizer, Cle.	23	9	39.1	131	5.70	0	0.0	2	8.7	22.2
16)	Rivers, LA-C	28	14	50.0	111	3.96	0	0.0	3	10.7	20.7

WEEK 3 / THROUGH MONDAY, SEPTEMBER 25, 2017**AFC / LEADING RUSHERS**

Rank	Player, Team	Att	Yards	Avg	Long	TD
1)	*K. Hunt, K.C.	47	401	8.5	69t	4
2)	C. Anderson, Den.	53	235	4.4	32	1
3)	*Fournette, Jac.	57	199	3.5	17	3
4)	Murray, Ten.	35	184	5.3	75t	1
5)	L. Miller, Hou.	49	182	3.7	19	0
6)	Bell, Pit.	52	180	3.5	15	1
7)	Henry, Ten.	33	171	5.2	25	1
8)	Allen, Bal.	43	152	3.5	37	0
9)	Gordon, LA-C	44	146	3.3	21	2
10t)	Gillislee, N.E.	45	145	3.2	16	4
10t)	Gore, Ind.	49	145	3.0	21	2
12)	Charles, Den.	28	142	5.1	19	1
13)	McCoy, Buf.	48	140	2.9	27	0
14)	Lynch, Oak.	36	139	3.9	14	1
15)	Ajayi, Mia.	39	138	3.5	20	0
16)	West, Bal.	33	128	3.9	12	2
17t)	Collins, Bal.	16	124	7.8	19	0
17t)	*Watson, Hou. (QB)	15	124	8.3	49t	1
19)	Crowell, Cle.	39	114	2.9	17	0
20)	*Mixon, Cin.	35	107	3.1	20	0
21)	Taylor, Buf. (QB)	24	106	4.4	14	0
22)	Forte, NY-J	23	94	4.1	16	0
23t)	C. Grant, Jac.	7	88	12.6	58	0
23t)	Tolbert, Buf.	26	88	3.4	16	1
25)	*Kizer, Cle. (QB)	17	87	5.1	13	2
26)	Richard, Oak.	13	84	6.5	52t	1
27t)	Bernard, Cin.	15	77	5.1	25	0
27t)	Mariota, Ten. (QB)	16	77	4.8	15	1
29)	Ivory, Jac.	21	76	3.6	17	0
30)	Powell, NY-J	28	72	2.6	11	1
31)	*Foreman, Hou.	21	69	3.3	9	0
32)	Patterson, Oak. (WR)	6	67	11.2	43t	1
33t)	Hill, Cin.	19	66	3.5	12	0
33t)	White, N.E.	17	66	3.9	10	0
35)	*McGuire, NY-J	13	63	4.8	11	0
36)	Bortles, Jac. (QB)	10	60	6.0	15	0
37)	Oliver, LA-C	15	57	3.8	26	0
38)	Siemian, Den. (QB)	14	45	3.2	8	1
39)	D. Johnson, Cle.	6	44	7.3	19t	1
40)	McCown, NY-J (QB)	10	38	3.8	22	1
41t)	Brissett, Ind. (QB)	11	36	3.3	11	2
41t)	Turbin, Ind.	10	36	3.6	7	0
43)	A. Smith, K.C. (QB)	11	33	3.0	12	0
44)	D. Lewis, N.E.	8	28	3.5	13	0
45t)	Hill, K.C. (WR)	6	24	4.0	9	0
45t)	Washington, Oak.	10	24	2.4	10	0
47)	*Mack, Ind.	16	21	1.3	24	1
48t)	*Conner, Pit.	5	20	4.0	9	0
48t)	West, K.C.	3	20	6.7	21t	1
50t)	Burkhead, N.E.	5	18	3.6	14	0
50t)	Fluellen, Ten.	3	18	6.0	10	0

AFC / THIRD-AND-ONE RUSHING LEADERS

Rank	Player, Team	Att	FD	Pct
1t)	Turbin, Ind.	3	3	100.0
1t)	Charles, Den.	2	2	100.0
1t)	Henry, Ten.	2	2	100.0
1t)	*K. Hunt, K.C.	2	2	100.0
1t)	Ivory, Jac.	2	2	100.0
1t)	West, Bal.	2	2	100.0
1t)	Ajayi, Mia.	1	1	100.0
1t)	Allen, Bal.	1	1	100.0
1t)	Brissett, Ind.	1	1	100.0
1t)	Hill, Cin.	1	1	100.0
1t)	Janovich, Den.	1	1	100.0
1t)	*Kizer, Cle.	1	1	100.0
1t)	Lynch, Oak.	1	1	100.0
1t)	Patterson, Oak.	1	1	100.0
1t)	A. Smith, K.C.	1	1	100.0
1t)	*Watson, Hou.	1	1	100.0
1t)	Watson, Pit.	1	1	100.0
18)	Dalton, Cin.	3	2	66.7
19t)	Gillislee, N.E.	2	1	50.0
19t)	Powell, NY-J	2	1	50.0
21)	*Foreman, Hou.	3	1	33.3

WEEK 3 / THROUGH MONDAY, SEPTEMBER 25, 2017**AFC / LEADERS IN RECEPTIONS**

Rank	Player, Team	Rec	Yards	Avg	Long	TD
1)	Brown, Pit.	26	354	13.6	50	1
2)	Hopkins, Hou.	21	204	9.7	25	1
3)	Green, Cin.	20	252	12.6	50	1
4t)	Allen, LA-C	19	196	10.3	24	1
4t)	Landry, Mia.	19	126	6.6	18	0
6)	McCoy, Buf. (RB)	18	131	7.3	21	0
7)	De. Thomas, Den.	17	236	13.9	29	0
8t)	Hill, K.C.	16	253	15.8	75t	2
8t)	Gronkowski, N.E. (TE)	16	238	14.9	53t	2
8t)	Sanders, Den.	16	163	10.2	29	2
11)	Walker, Ten. (TE)	15	168	11.2	23	0
12t)	Hilton, Ind.	14	259	18.5	61t	1
12t)	Matthews, Ten.	14	201	14.4	55t	1
12t)	Kearse, NY-J	14	165	11.8	34t	2
12t)	Kelce, K.C. (TE)	14	144	10.3	44	1
16t)	Crabtree, Oak.	13	170	13.1	26t	3
16t)	J. Cook, Oak. (TE)	13	124	9.5	22	1
16t)	C. Clay, Buf. (TE)	13	115	8.8	35	2
16t)	Bell, Pit. (RB)	13	56	4.3	12	0
20t)	Parker, Mia.	12	161	13.4	31	1
20t)	Hurns, Jac.	12	144	12.0	20	2
20t)	Doyle, Ind. (TE)	12	136	11.3	21	0
20t)	White, N.E. (RB)	12	126	10.5	26	0
20t)	Gordon, LA-C (RB)	12	90	7.5	16	1
20t)	James, Pit. (TE)	12	87	7.3	19	2
26t)	D. Johnson, Cle. (RB)	11	160	14.5	34	0
26t)	Lee, Jac.	11	141	12.8	35	0
26t)	Ty. Williams, LA-C	11	123	11.2	23	0
26t)	Watson, Bal. (TE)	11	103	9.4	23	1
30t)	Cooks, N.E.	10	256	25.6	54	2
30t)	Hogan, N.E.	10	154	15.4	47t	3
30t)	Cooper, Oak.	10	101	10.1	23	1
30t)	Decker, Ten.	10	91	9.1	17	0
30t)	A. Wilson, K.C.	10	77	7.7	13	1
30t)	Washington, Oak. (RB)	10	57	5.7	13	0
30t)	Allen, Bal. (RB)	10	48	4.8	11	1
37t)	Benjamin, LA-C	9	159	17.7	44	1
37t)	Amendola, N.E.	9	148	16.4	27	0
37t)	Anderson, NY-J	9	145	16.1	69t	1
37t)	*K. Hunt, K.C. (RB)	9	137	15.2	78t	2
37t)	Higgins, Cle.	9	105	11.7	35	0
42t)	Matthews, Buf.	8	152	19.0	47	0
42t)	DeValve, Cle. (TE)	8	132	16.5	49	0
42t)	Fowler, Den.	8	84	10.5	20	2
42t)	*Fournette, Jac. (RB)	8	66	8.3	12	0
42t)	LaFell, Cin.	8	59	7.4	13	0
42t)	Kerley, NY-J	8	56	7.0	14	0
42t)	Ervin, Hou. (RB)	8	38	4.8	7	0
49t)	Bryant, Pit.	7	135	19.3	51	1
49t)	Maclin, Bal.	7	95	13.6	48t	2
49t)	Henry, LA-C (TE)	7	80	11.4	17	0
49t)	*Davis, Ten.	7	73	10.4	23	0
49t)	*Mixon, Cin. (RB)	7	59	8.4	21	0
49t)	*Njoku, Cle. (TE)	7	59	8.4	23t	2

WEEK 3 / THROUGH MONDAY, SEPTEMBER 25, 2017**AFC / RECEIVING YARDAGE LEADERS**

Rank	Player, Team	Yards	Rec	Avg	Long	TD
1)	Brown, Pit.	354	26	13.6	50	1
2)	Hilton, Ind.	259	14	18.5	61t	1
3)	Cooks, N.E.	256	10	25.6	54	2
4)	Hill, K.C.	253	16	15.8	75t	2
5)	Green, Cin.	252	20	12.6	50	1
6)	Gronkowski, N.E. (TE)	238	16	14.9	53t	2
7)	De. Thomas, Den.	236	17	13.9	29	0
8)	Hopkins, Hou.	204	21	9.7	25	1
9)	Matthews, Ten.	201	14	14.4	55t	1
10)	Allen, LA-C	196	19	10.3	24	1
11)	Crabtree, Oak.	170	13	13.1	26t	3
12)	Walker, Ten. (TE)	168	15	11.2	23	0
13)	Kearse, NY-J	165	14	11.8	34t	2
14)	Sanders, Den.	163	16	10.2	29	2
15)	Parker, Mia.	161	12	13.4	31	1
16)	D. Johnson, Cle. (RB)	160	11	14.5	34	0
17)	Benjamin, LA-C	159	9	17.7	44	1
18)	Hogan, N.E.	154	10	15.4	47t	3
19)	Matthews, Buf.	152	8	19.0	47	0
20)	Amendola, N.E.	148	9	16.4	27	0
21)	Anderson, NY-J	145	9	16.1	69t	1
22t)	Hurns, Jac.	144	12	12.0	20	2
22t)	Kelce, K.C. (TE)	144	14	10.3	44	1
24)	Lee, Jac.	141	11	12.8	35	0
25)	*K. Hunt, K.C. (RB)	137	9	15.2	78t	2
26)	Doyle, Ind. (TE)	136	12	11.3	21	0
27)	Bryant, Pit.	135	7	19.3	51	1
28)	DeValve, Cle. (TE)	132	8	16.5	49	0
29)	McCoy, Buf. (RB)	131	18	7.3	21	0
30t)	Landry, Mia.	126	19	6.6	18	0
30t)	White, N.E. (RB)	126	12	10.5	26	0
32)	J. Cook, Oak. (TE)	124	13	9.5	22	1
33)	Ty. Williams, LA-C	123	11	11.2	23	0
34)	C. Clay, Buf. (TE)	115	13	8.8	35	2
35)	Moncrief, Ind.	112	5	22.4	50	0
36)	Higgins, Cle.	105	9	11.7	35	0
37)	Watson, Bal. (TE)	103	11	9.4	23	1
38)	Cooper, Oak.	101	10	10.1	23	1
39)	Conley, K.C.	98	6	16.3	35	0
40)	Maclin, Bal.	95	7	13.6	48t	2
41)	Decker, Ten.	91	10	9.1	17	0
42)	Gordon, LA-C (RB)	90	12	7.5	16	1
43)	Stills, Mia.	88	6	14.7	29t	1
44)	James, Pit. (TE)	87	12	7.3	19	2
45)	Fowler, Den.	84	8	10.5	20	2
46)	Henry, LA-C (TE)	80	7	11.4	17	0
47)	A. Wilson, K.C.	77	10	7.7	13	1
48t)	*Davis, Ten.	73	7	10.4	23	0
48t)	Green, Den. (TE)	73	6	12.2	44	1
50)	*Taylor, Ten.	72	5	14.4	42	0

WEEK 3 / THROUGH MONDAY, SEPTEMBER 25, 2017**AFC / THIRD-DOWN RECEIVING LEADERS**

Rank	Player, Team	Rec	Yards	Avg	Long	TD
1)	Gronkowski, N.E. (TE)	9	140	15.6	53t	2
2)	Landry, Mia.	8	40	5.0	12	0
3t)	De. Thomas, Den.	7	134	19.1	29	0
3t)	Kearse, NY-J	7	104	14.9	34t	2
3t)	Brown, Pit.	7	61	8.7	12	0
3t)	Allen, LA-C	7	58	8.3	17	0
7t)	Hill, K.C.	6	61	10.2	14	0
7t)	McCoy, Buf. (RB)	6	55	9.2	18	0
9)	Matthews, Ten.	5	73	14.6	24	0
10t)	Hilton, Ind.	4	104	26.0	61t	1
10t)	D. Johnson, Cle. (RB)	4	77	19.3	34	0
10t)	Amendola, N.E.	4	71	17.8	27	0
10t)	Matthews, Buf.	4	71	17.8	28	0
10t)	Cooper, Oak.	4	54	13.5	23	0
10t)	Walker, Ten. (TE)	4	44	11.0	19	0
10t)	Fowler, Den.	4	41	10.3	20	2
10t)	Doyle, Ind. (TE)	4	39	9.8	11	0
10t)	Lee, Jac.	4	34	8.5	14	0
10t)	C. Clay, Buf. (TE)	4	26	6.5	13	1
20t)	Green, Cin.	3	50	16.7	27	1
20t)	Decker, Ten.	3	43	14.3	17	0
20t)	DeValve, Cle. (TE)	3	35	11.7	20	0
20t)	*Davis, Ten.	3	34	11.3	23	0
20t)	Hurns, Jac.	3	34	11.3	16	1
20t)	C. Anderson, Den. (RB)	3	33	11.0	16t	1
20t)	Ty. Williams, LA-C	3	27	9.0	14	0
20t)	Kerley, NY-J	3	26	8.7	10	0
20t)	James, Pit. (TE)	3	25	8.3	19	2
20t)	White, N.E. (RB)	3	24	8.0	12	0
20t)	Hogan, N.E.	3	22	7.3	13t	1
20t)	A. Wilson, K.C.	3	22	7.3	11	0
20t)	Holmes, Buf.	3	20	6.7	9	1
20t)	Anderson, NY-J	3	17	5.7	9	0
20t)	Allen, Bal. (RB)	3	11	3.7	6	0
35t)	Forte, NY-J (RB)	2	46	23.0	34	0
35t)	Higgins, Cle.	2	40	20.0	35	0
35t)	Aiken, Ind.	2	26	13.0	14	0
35t)	*Stewart, NY-J	2	26	13.0	24	0
35t)	Ivory, Jac. (RB)	2	25	12.5	14	0
35t)	Kelce, K.C. (TE)	2	19	9.5	12	0
35t)	LaFell, Cin.	2	19	9.5	13	0
35t)	Richard, Oak. (RB)	2	18	9.0	12	0
35t)	*Smith-Schuster, Pit.	2	18	9.0	14	1
35t)	Hopkins, Hou.	2	17	8.5	9	0
35t)	L. Miller, Hou. (RB)	2	17	8.5	12	0
35t)	J. Cook, Oak. (TE)	2	16	8.0	12	0
35t)	Anderson, Hou. (TE)	2	14	7.0	11	0
35t)	Washington, Oak. (RB)	2	14	7.0	9	0
35t)	West, K.C. (RB)	2	14	7.0	11	0
35t)	Moncrief, Ind.	2	13	6.5	10	0
35t)	Watson, Bal. (TE)	2	13	6.5	7	1
35t)	Ervin, Hou. (RB)	2	11	5.5	7	0
35t)	Sanders, Den.	2	7	3.5	4	0
35t)	Powell, NY-J (RB)	2	5	2.5	5	0
35t)	Turbin, Ind. (RB)	2	4	2.0	8	0
35t)	Bell, Pit. (RB)	2	3	1.5	2	0
35t)	Roberts, Oak.	2	3	1.5	5	0

WEEK 3 / THROUGH MONDAY, SEPTEMBER 25, 2017**AFC / LEADING SCORERS, NONKICKERS**

Rank	Player, Team	TD	Rush	Rec	Ret	X2	Pts
1)	*K. Hunt, K.C. (RB)	6	4	2	0	0	36
2)	Gillislee, N.E. (RB)	4	4	0	0	0	24
3t)	Crabtree, Oak. (WR)	3	0	3	0	0	18
3t)	*Fournette, Jac. (RB)	3	3	0	0	0	18
3t)	Gordon, LA-C (RB)	3	2	1	0	0	18
3t)	Hogan, N.E. (WR)	3	0	3	0	0	18
3t)	Lewis, Jac. (TE)	3	0	3	0	0	18
8)	Cooks, N.E. (WR)	2	0	2	0	1	14
9t)	C. Anderson, Den. (RB)	2	1	1	0	0	12
9t)	Brissett, Ind. (QB)	2	2	0	0	0	12
9t)	C. Clay, Buf. (TE)	2	0	2	0	0	12
9t)	Fowler, Den. (WR)	2	0	2	0	0	12
9t)	Gore, Ind. (RB)	2	2	0	0	0	12
9t)	Gronkowski, N.E. (TE)	2	0	2	0	0	12
9t)	Hill, K.C. (WR)	2	0	2	0	0	12
9t)	Holmes, Buf. (WR)	2	0	2	0	0	12
9t)	Hurns, Jac. (WR)	2	0	2	0	0	12
9t)	James, Pit. (TE)	2	0	2	0	0	12
9t)	Kearse, NY-J (WR)	2	0	2	0	0	12
9t)	*Kizer, Cle. (QB)	2	2	0	0	0	12
9t)	Maclin, Bal. (WR)	2	0	2	0	0	12
9t)	*Njoku, Cle. (TE)	2	0	2	0	0	12
9t)	Sanders, Den. (WR)	2	0	2	0	0	12
9t)	*J. Smith, Ten. (TE)	2	0	2	0	0	12
9t)	West, Bal. (RB)	2	2	0	0	0	12
26t)	Allen, Bal. (RB)	1	0	1	0	0	6
26t)	Allen, LA-C (WR)	1	0	1	0	0	6
26t)	Anderson, NY-J (WR)	1	0	1	0	0	6
26t)	Bell, Pit. (RB)	1	1	0	0	0	6
26t)	Benjamin, LA-C (WR)	1	0	1	0	0	6
26t)	Bernard, Cin. (RB)	1	0	1	0	0	6
26t)	Bohanon, Jac. (RB)	1	0	1	0	0	6
26t)	Britt, Cle. (WR)	1	0	1	0	0	6
26t)	Brown, Pit. (WR)	1	0	1	0	0	6
26t)	Bryant, Pit. (WR)	1	0	1	0	0	6
26t)	Burkhead, N.E. (RB)	1	0	1	0	0	6
26t)	Charles, Den. (RB)	1	1	0	0	0	6
26t)	Chickillo, Pit. (LB)	1	0	0	1	0	6
26t)	Clowney, Hou. (LB)	1	0	0	1	0	6
26t)	C. Coleman, Cle. (WR)	1	0	1	0	0	6
26t)	J. Cook, Oak. (TE)	1	0	1	0	0	6
26t)	Cooper, Oak. (WR)	1	0	1	0	0	6
26t)	Ellington, Hou. (WR)	1	0	1	0	0	6
26t)	Fowler, Jac. (DE)	1	0	0	1	0	6
26t)	Fowler, Ten. (RB)	1	1	0	0	0	6
26t)	Gates, LA-C (TE)	1	0	1	0	0	6
26t)	Green, Cin. (WR)	1	0	1	0	0	6
26t)	Green, Den. (TE)	1	0	1	0	0	6
26t)	Griffin, Hou. (TE)	1	0	1	0	0	6
26t)	Harris, K.C. (TE)	1	0	1	0	0	6
26t)	Henry, Ten. (RB)	1	1	0	0	0	6
26t)	Hilton, Ind. (WR)	1	0	1	0	0	6
26t)	Hopkins, Hou. (WR)	1	0	1	0	0	6
26t)	Jackson, Cin. (DB)	1	0	0	1	0	6
26t)	D. Johnson, Cle. (RB)	1	1	0	0	0	6
26t)	Kelce, K.C. (TE)	1	0	1	0	0	6
26t)	Lynch, Oak. (RB)	1	1	0	0	0	6
26t)	*Mack, Ind. (RB)	1	1	0	0	0	6
26t)	Mariota, Ten. (QB)	1	1	0	0	0	6
26t)	Matthews, Ten. (WR)	1	0	1	0	0	6
26t)	McCown, NY-J (QB)	1	1	0	0	0	6
26t)	Murray, Ten. (RB)	1	1	0	0	0	6
26t)	Parker, Mia. (WR)	1	0	1	0	0	6
26t)	Patterson, Oak. (WR)	1	1	0	0	0	6
26t)	Powell, NY-J (RB)	1	1	0	0	0	6
26t)	Richard, Oak. (RB)	1	1	0	0	0	6
26t)	Roberts, Oak. (WR)	1	0	1	0	0	6
26t)	Siemian, Den. (QB)	1	1	0	0	0	6
26t)	*Smith-Schuster, Pit. (WR)	1	0	1	0	0	6
26t)	Stills, Mia. (WR)	1	0	1	0	0	6
26t)	Talib, Den. (DB)	1	0	0	1	0	6
26t)	Tolbert, Buf. (RB)	1	1	0	0	0	6
26t)	Walker, Ten. (TE)	1	1	0	0	0	6
26t)	Watson, Bal. (TE)	1	0	1	0	0	6
26t)	*Watson, Hou. (QB)	1	1	0	0	0	6
26t)	West, K.C. (RB)	1	1	0	0	0	6
26t)	A. Wilson, K.C. (WR)	1	0	1	0	0	6

WEEK 3 / THROUGH MONDAY, SEPTEMBER 25, 2017**AFC / LEADING SCORERS, KICKERS**

Rank	Player, Team	PAT	FG	Pct	Long	Pts
1)	Succop, Ten.	8/ 8	10/11	.909	52	38
2)	Myers, Jac.	8/ 9	7/ 8	.875	45	29
3)	Tavecchio, Oak.	9/ 9	6/ 6	1.000	52	27
4)	Gostkowski, N.E.	10/11	5/ 5	1.000	32	25
5)	Fairbairn, Hou.	5/ 5	6/ 6	1.000	42	23
6t)	Boswell, Pit.	7/ 7	5/ 6	.833	46	22
6t)	Catanzaro, NY-J	4/ 4	6/ 7	.857	52	22
6t)	McManus, Den.	10/10	4/ 6	.667	38	22
9)	Santos, K.C.	12/12	3/ 3	1.000	39	21
10)	Hauschka, Buf.	5/ 5	5/ 6	.833	55	20
11)	Vinatieri, Ind.	5/ 6	4/ 5	.800	46	17
12t)	Bullock, Cin.	3/ 3	4/ 5	.800	46	15
12t)	Tucker, Bal.	6/ 6	3/ 4	.750	28	15
14)	Parkey, Mia.	1/ 2	4/ 4	1.000	54	13
15t)	*Gonzalez, Cle.	6/ 6	2/ 2	1.000	38	12
15t)	*Koo, LA-C	6/ 6	2/ 5	.400	41	12

AFC / TOUCHBACKS ON KICKOFFS

Rank	Player, Team	TB
1)	Myers, Jac.	16
2t)	McManus, Den.	14
2t)	Tavecchio, Oak.	14
4)	Succop, Ten.	13
5t)	Boswell, Pit.	10
5t)	Fairbairn, Hou.	10
5t)	*Sanchez, Ind.	10
5t)	Santos, K.C.	10
9)	*Gonzalez, Cle.	9
10t)	Bullock, Cin.	8
10t)	Catanzaro, NY-J	8
10t)	Tucker, Bal.	8
13)	Hauschka, Buf.	7
14)	Gostkowski, N.E.	6
15)	*Koo, LA-C	4
16)	Parkey, Mia.	3

WEEK 3 / THROUGH MONDAY, SEPTEMBER 25, 2017**AFC / MOST YARDS FROM SCRIMMAGE**

Rank	Player, Team	Total			Rushing			Receiving		
		Yards	Att+Rec	Avg	Yards	Att	Avg	Yards	Rec	Avg
1)	*K. Hunt, K.C. (RB)	538	56	9.6	401	47	8.5	137	9	15.2
2)	Brown, Pit. (WR)	354	26	13.6	0	0	---	354	26	13.6
3)	C. Anderson, Den. (RB)	285	59	4.8	235	53	4.4	50	6	8.3
4)	Hill, K.C. (WR)	277	22	12.6	24	6	4.0	253	16	15.8
5)	McCoy, Buf. (RB)	271	66	4.1	140	48	2.9	131	18	7.3
6)	*Fournette, Jac. (RB)	265	65	4.1	199	57	3.5	66	8	8.3
7)	Cooks, N.E. (WR)	262	12	21.8	6	2	3.0	256	10	25.6
8)	Hilton, Ind. (WR)	259	14	18.5	0	0	---	259	14	18.5
9)	Green, Cin. (WR)	252	20	12.6	0	0	---	252	20	12.6
10)	L. Miller, Hou. (RB)	246	55	4.5	182	49	3.7	64	6	10.7
11)	Gronkowski, N.E. (TE)	238	16	14.9	0	0	---	238	16	14.9
12t)	Bell, Pit. (RB)	236	65	3.6	180	52	3.5	56	13	4.3
12t)	Gordon, LA-C (RB)	236	56	4.2	146	44	3.3	90	12	7.5
12t)	De. Thomas, Den. (WR)	236	17	13.9	0	0	---	236	17	13.9
15)	Murray, Ten. (RB)	208	39	5.3	184	35	5.3	24	4	6.0
16t)	Hopkins, Hou. (WR)	204	21	9.7	0	0	---	204	21	9.7
16t)	D. Johnson, Cle. (RB)	204	17	12.0	44	6	7.3	160	11	14.5
18)	Matthews, Ten. (WR)	201	14	14.4	0	0	---	201	14	14.4
19)	Allen, Bal. (RB)	200	53	3.8	152	43	3.5	48	10	4.8
20)	Allen, LA-C (WR)	196	19	10.3	0	0	---	196	19	10.3
21)	White, N.E. (RB)	192	29	6.6	66	17	3.9	126	12	10.5
22)	Henry, Ten. (RB)	181	34	5.3	171	33	5.2	10	1	10.0
23)	Hogan, N.E. (WR)	171	13	13.2	17	3	5.7	154	10	15.4
24)	Crabtree, Oak. (WR)	170	13	13.1	0	0	---	170	13	13.1
25)	Walker, Ten. (TE)	169	16	10.6	1	1	1.0	168	15	11.2
26)	Benjamin, LA-C (WR)	168	10	16.8	9	1	9.0	159	9	17.7
27)	Lynch, Oak. (RB)	167	39	4.3	139	36	3.9	28	3	9.3
28)	*Mixon, Cin. (RB)	166	42	4.0	107	35	3.1	59	7	8.4
29)	Kearse, NY-J (WR)	165	14	11.8	0	0	---	165	14	11.8
30)	Sanders, Den. (WR)	163	16	10.2	0	0	---	163	16	10.2
31)	Parker, Mia. (WR)	161	12	13.4	0	0	---	161	12	13.4
32)	Crowell, Cle. (RB)	157	43	3.7	114	39	2.9	43	4	10.8
33)	Gore, Ind. (RB)	155	51	3.0	145	49	3.0	10	2	5.0
34t)	Forte, NY-J (RB)	152	29	5.2	94	23	4.1	58	6	9.7
34t)	Matthews, Buf. (WR)	152	8	19.0	0	0	---	152	8	19.0
36t)	Ajayi, Mia. (RB)	151	43	3.5	138	39	3.5	13	4	3.3
36t)	West, Bal. (RB)	151	35	4.3	128	33	3.9	23	2	11.5
38)	Charles, Den. (RB)	149	30	5.0	142	28	5.1	7	2	3.5
39t)	Amendola, N.E. (WR)	148	9	16.4	0	0	---	148	9	16.4
39t)	Kelce, K.C. (TE)	148	15	9.9	4	1	4.0	144	14	10.3
41t)	Anderson, NY-J (WR)	145	9	16.1	0	0	---	145	9	16.1
41t)	Gillislee, N.E. (RB)	145	45	3.2	145	45	3.2	0	0	---
41t)	Richard, Oak. (RB)	145	17	8.5	84	13	6.5	61	4	15.3
44t)	Bernard, Cin. (RB)	144	20	7.2	77	15	5.1	67	5	13.4
44t)	Hurns, Jac. (WR)	144	12	12.0	0	0	---	144	12	12.0
46)	Ivory, Jac. (RB)	143	27	5.3	76	21	3.6	67	6	11.2
47)	Bryant, Pit. (WR)	142	8	17.8	7	1	7.0	135	7	19.3
48)	Lee, Jac. (WR)	141	11	12.8	0	0	---	141	11	12.8
49)	Doyle, Ind. (TE)	136	12	11.3	0	0	---	136	12	11.3
50)	*Foreman, Hou. (RB)	134	23	5.8	69	21	3.3	65	2	32.5

WEEK 3 / THROUGH MONDAY, SEPTEMBER 25, 2017**AFC / LEADERS IN FIRST DOWNS**

Rank	Player, Team	Rush	Rec	Tot
1)	*K. Hunt, K.C. (RB)	16	6	22
2)	Brown, Pit. (WR)	0	18	18
3t)	Allen, LA-C (WR)	0	14	14
3t)	C. Anderson, Den. (RB)	12	2	14
3t)	Gordon, LA-C (RB)	9	5	14
6t)	Bell, Pit. (RB)	11	2	13
6t)	*Fournette, Jac. (RB)	10	3	13
6t)	Green, Cin. (WR)	0	13	13
6t)	McCoy, Buf. (RB)	6	7	13
10t)	Gronkowski, N.E. (TE)	0	12	12
10t)	De. Thomas, Den. (WR)	0	12	12
10t)	Walker, Ten. (TE)	1	11	12
10t)	West, Bal. (RB)	10	2	12
14)	L. Miller, Hou. (RB)	7	4	11
15t)	Cooks, N.E. (WR)	1	9	10
15t)	Gillislee, N.E. (RB)	10	0	10
15t)	Hopkins, Hou. (WR)	0	10	10
15t)	White, N.E. (RB)	4	6	10
19t)	Charles, Den. (RB)	9	0	9
19t)	Crabtree, Oak. (WR)	0	9	9
19t)	Henry, Ten. (RB)	9	0	9
19t)	Hill, K.C. (WR)	0	9	9
19t)	Hurns, Jac. (WR)	0	9	9
19t)	D. Johnson, Cle. (RB)	2	7	9
19t)	Landry, Mia. (WR)	0	9	9
19t)	Watson, Bal. (TE)	0	9	9
27t)	Allen, Bal. (RB)	5	3	8
27t)	Crowell, Cle. (RB)	5	3	8
27t)	Hilton, Ind. (WR)	0	8	8
27t)	Kearse, NY-J (WR)	0	8	8
27t)	Lynch, Oak. (RB)	7	1	8
27t)	Matthews, Ten. (WR)	0	8	8
27t)	*Mixon, Cin. (RB)	5	3	8
27t)	Parker, Mia. (WR)	0	8	8
27t)	Sanders, Den. (WR)	0	8	8
27t)	Ty. Williams, LA-C (WR)	0	8	8
27t)	A. Wilson, K.C. (WR)	1	7	8
38t)	Ajayi, Mia. (RB)	6	1	7
38t)	Cooper, Oak. (WR)	0	7	7
38t)	Hogan, N.E. (WR)	1	6	7
38t)	Ivory, Jac. (RB)	4	3	7
38t)	Kelce, K.C. (TE)	1	6	7
38t)	*Kizer, Cle. (QB)	7	0	7
38t)	Lee, Jac. (WR)	0	7	7
38t)	Murray, Ten. (RB)	5	2	7
46t)	Amendola, N.E. (WR)	0	6	6
46t)	Benjamin, LA-C (WR)	0	6	6
46t)	Bryant, Pit. (WR)	0	6	6
46t)	C. Clay, Buf. (TE)	0	6	6
46t)	J. Cook, Oak. (TE)	0	6	6
46t)	Doyle, Ind. (TE)	0	6	6
46t)	*Foreman, Hou. (RB)	4	2	6
46t)	Forte, NY-J (RB)	4	2	6
46t)	Matthews, Buf. (WR)	0	6	6
46t)	Richard, Oak. (RB)	3	3	6
46t)	Taylor, Buf. (QB)	6	0	6

WEEK 3 / THROUGH MONDAY, SEPTEMBER 25, 2017**AFC / LEADING PUNTERS**

Rank	Player, Team	No	Yards	Lg	Avg	TB	Blk	Dwn	OB	Opp Ret	In Yds	Net 20	Avg
1)	King, Oak.	13	693	65	53.3	1	0	1	1	7	39	7	48.8
2)	Kern, Ten.	13	654	66	50.3	2	0	0	4	6	41	4	44.1
3)	Colquitt, Cle.	16	798	67	49.9	0	1	3	1	9	67	6	43.0
4)	Lechler, Hou.	18	890	68	49.4	0	0	1	1	9	158	6	40.7
5)	Nortman, Jac.	12	583	61	48.6	1	0	0	3	3	76	2	40.6
6)	Edwards, NY-J	14	659	61	47.1	0	0	1	3	7	61	7	42.7
7)	Huber, Cin.	18	842	61	46.8	0	0	1	2	11	108	8	40.8
8)	Kaser, LA-C	14	650	66	46.4	2	0	3	1	8	79	7	37.9
9)	*Haack, Mia.	10	463	64	46.3	2	0	1	1	5	54	1	36.9
10)	*Sanchez, Ind.	20	925	53	46.3	1	0	0	7	5	21	7	44.2
11)	Colquitt, K.C.	16	738	63	46.1	2	0	1	0	5	30	8	41.8
12)	Schmidt, Buf.	17	780	58	45.9	2	0	0	0	9	73	5	39.2
13t)	Dixon, Den.	9	398	53	44.2	1	0	1	1	4	36	3	38.0
13t)	Koch, Bal.	18	796	67	44.2	2	0	3	3	6	16	7	41.1
15)	Berry, Pit.	16	671	59	41.9	1	0	1	3	5	46	5	37.8
16)	R. Allen, N.E.	15	625	60	41.7	1	0	2	3	8	46	6	37.3

AFC / LEADING PUNTERS, NET AVERAGE

Rank	Player, Team	No	Yards	Lg	Avg	TB	Blk	Dwn	OB	Opp Ret	In Yds	Net 20	Avg
1)	King, Oak.	13	693	65	53.3	1	0	1	1	7	39	7	48.8
2)	*Sanchez, Ind.	20	925	53	46.3	1	0	0	7	5	21	7	44.2
3)	Kern, Ten.	13	654	66	50.3	2	0	0	4	6	41	4	44.1
4)	Colquitt, Cle.	16	798	67	49.9	0	1	3	1	9	67	6	43.0
5)	Edwards, NY-J	14	659	61	47.1	0	0	1	3	7	61	7	42.7
6)	Colquitt, K.C.	16	738	63	46.1	2	0	1	0	5	30	8	41.8
7)	Koch, Bal.	18	796	67	44.2	2	0	3	3	6	16	7	41.1
8)	Huber, Cin.	18	842	61	46.8	0	0	1	2	11	108	8	40.8
9)	Lechler, Hou.	18	890	68	49.4	0	0	1	1	9	158	6	40.7
10)	Nortman, Jac.	12	583	61	48.6	1	0	0	3	3	76	2	40.6
11)	Schmidt, Buf.	17	780	58	45.9	2	0	0	0	9	73	5	39.2
12)	Dixon, Den.	9	398	53	44.2	1	0	1	1	4	36	3	38.0
13)	Kaser, LA-C	14	650	66	46.4	2	0	3	1	8	79	7	37.9
14)	Berry, Pit.	16	671	59	41.9	1	0	1	3	5	46	5	37.8
15)	R. Allen, N.E.	15	625	60	41.7	1	0	2	3	8	46	6	37.3
16)	*Haack, Mia.	10	463	64	46.3	2	0	1	1	5	54	1	36.9

WEEK 3 / THROUGH MONDAY, SEPTEMBER 25, 2017**AFC / PUNT RETURN LEADERS**

Rank	Player, Team	Ret	FC	Yards	Avg	Long	TD
1)	*McKenzie, Den.	6	3	84	14.0	31	0
2)	*Jackson, Ten.	8	2	111	13.9	46	0
3)	Erickson, Cin.	11	5	102	9.3	26	0
4)	Tate, Buf.	6	0	55	9.2	19	0
5)	Ervin, Hou.	7	4	56	8.0	21	0
6)	Kerley, NY-J	4	1	31	7.8	15	0
7)	Raymond, NY-J	5	3	38	7.6	25	0
8)	Campanaro, Bal.	6	3	42	7.0	15	0
9t)	Grant, Mia.	5	2	34	6.8	14	0
9t)	*Peppers, Cle.	5	5	34	6.8	25	0
11)	Benjamin, LA-C	5	4	32	6.4	23	0
12)	Rogers, Pit.	8	5	46	5.8	15	0
13)	Hill, K.C.	5	1	25	5.0	9	0
14)	Richard, Oak.	5	2	22	4.4	13	0
15)	Bray, Ind.	10	2	39	3.9	16	0
16)	Lee, Jac.	4	4	13	3.3	7	0

AFC / KICKOFF RETURN LEADERS

Rank	Player, Team	Ret	Yards	Avg	Long	TD
1)	Latimer, Den.	5	142	28.4	36	0
2)	Patterson, Oak.	5	138	27.6	41	0
3)	Erickson, Cin.	4	107	26.8	41	0
4)	Drake, Mia.	3	71	23.7	34	0
5)	Thomas, K.C.	6	135	22.5	31	0
6)	*King, LA-C	4	81	20.3	25	0
7t)	Ervin, Hou.	5	93	18.6	24	0
7t)	D. Lewis, N.E.	5	93	18.6	26	0

WEEK 3 / THROUGH MONDAY, SEPTEMBER 25, 2017**AFC / LEADERS IN INTERCEPTIONS**

Rank	Player, Team	Int	Yards	Avg	Long	TD
1t)	*Hooker, Ind.	2	44	22.0	32	0
1t)	Melvin, Ind.	2	28	14.0	21	0
1t)	Carr, Bal.	2	24	12.0	20	0
1t)	Brooks, NY-J	2	13	6.5	13	0
1t)	Webb, Bal.	2	10	5.0	10	0
1t)	Mitchell, K.C.	2	0	0.0	0	0
7t)	Talib, Den.	1	103	103.0	103t	1
7t)	Jackson, Cin.	1	75	75.0	75t	1
7t)	Gipson, Jac.	1	67	67.0	67	0
7t)	Burris, NY-J	1	48	48.0	48	0
7t)	Gilmore, N.E.	1	39	39.0	39	0
7t)	Peters, K.C.	1	38	38.0	38	0
7t)	Mosley, Bal.	1	31	31.0	31	0
7t)	Kindred, Cle.	1	30	30.0	30	0
7t)	*Bowser, Bal.	1	27	27.0	27	0
7t)	C. Harris, Den.	1	23	23.0	23	0
7t)	Bouye, Jac.	1	19	19.0	19	0
7t)	*Watt, Pit.	1	17	17.0	17	0
7t)	*White, Buf.	1	14	14.0	14	0
7t)	Harmon, N.E.	1	12	12.0	12	0
7t)	Hyde, Buf.	1	12	12.0	12	0
7t)	Searcy, Ten.	1	8	8.0	8	0
7t)	J. Smith, Bal.	1	8	8.0	8	0
7t)	Phillips, LA-C	1	4	4.0	4	0
7t)	Jones, K.C.	1	-3	-3.0	-3	0
7t)	Riley, Ten.	1	2	2.0	2	0
7t)	Smith, Jac.	1	2	2.0	2	0
7t)	Weddle, Bal.	1	2	2.0	2	0
7t)	Gaines, Buf.	1	1	1.0	1	0
7t)	Ramsey, Jac.	1	1	1.0	1	0
7t)	McCourty, Cle.	1	0	0.0	0	0
7t)	Poyer, Buf.	1	0	0.0	0	0
7t)	Roby, Den.	1	0	0.0	0	0
7t)	Vigil, Cin.	1	0	0.0	0	0
7t)	Wilcox, Pit.	1	0	0.0	0	0

WEEK 3 / THROUGH MONDAY, SEPTEMBER 25, 2017**AFC / LEADERS IN SACKS**

Rank	Player, Team	Sacks
1)	Ingram, LA-C (LB)	5.5
2)	Campbell, Jac. (DE)	4.5
3)	Houston, K.C. (LB)	4.0
4t)	Atkins, Cin. (DT)	3.0
4t)	Chickillo, Pit. (LB)	3.0
4t)	T. Flowers, N.E. (DE)	3.0
4t)	Jones, K.C. (DE)	3.0
4t)	McCain, LA-C (DE)	3.0
4t)	Miller, Den. (LB)	3.0
4t)	Suggs, Bal. (LB)	3.0
11)	*Lawson, Cin. (LB)	2.5
12t)	Alexander, Buf. (LB)	2.0
12t)	Bailey, K.C. (DE)	2.0
12t)	Bosa, LA-C (DE)	2.0
12t)	Clowney, Hou. (LB)	2.0
12t)	Edwards, Oak. (DE)	2.0
12t)	Fowler, Jac. (DE)	2.0
12t)	Hargrave, Pit. (NT)	2.0
12t)	Hughes, Buf. (DE)	2.0
12t)	Lawson, Buf. (DE)	2.0
12t)	Mack, Oak. (DE)	2.0
12t)	McKinney, Hou. (LB)	2.0
12t)	Morgan, Ten. (LB)	2.0
12t)	Ngakoue, Jac. (DE)	2.0
12t)	Poyer, Buf. (DB)	2.0
12t)	Simon, Ind. (LB)	2.0
12t)	*Watt, Pit. (LB)	2.0
12t)	*Wise, N.E. (DE)	2.0
29t)	Jackson, Jac. (DT)	1.5
29t)	Kirksey, Cle. (LB)	1.5
29t)	McCray, Jac. (DE)	1.5
29t)	C. Smith, Cin. (DE)	1.5
33t)	*Adams, NY-J (DB)	1.0
33t)	Barrett, Den. (LB)	1.0
33t)	Bass, Sea.-NY-J (DE)	1.0
33t)	*Bowser, Bal. (LB)	1.0
33t)	Branch, Mia. (DE)	1.0
33t)	Burgess, Cle. (LB)	1.0
33t)	Covington, Hou. (DE)	1.0
33t)	Davis, Den. (LB)	1.0
33t)	Dennard, Cin. (DB)	1.0
33t)	Dunlap, Cin. (DE)	1.0
33t)	Dupree, Pit. (LB)	1.0
33t)	Ford, K.C. (LB)	1.0
33t)	Gilchrist, Hou. (DB)	1.0
33t)	Haden, Pit. (DB)	1.0
33t)	*Hairston, Ind. (DB)	1.0
33t)	S. Harris, Den. (DE)	1.0
33t)	Hayes, Mia. (DE)	1.0
33t)	Heyward, Pit. (DE)	1.0
33t)	Hunt, Ind. (DE)	1.0
33t)	Jack, Jac. (LB)	1.0
33t)	Jackson, Hou. (DB)	1.0
33t)	Jefferson, Bal. (DB)	1.0
33t)	M. Johnson, Cin. (DE)	1.0
33t)	Joseph, Oak. (DB)	1.0
33t)	Lee, NY-J (LB)	1.0
33t)	Logan, K.C. (NT)	1.0
33t)	Marsh, N.E. (DE)	1.0
33t)	Marshall, Den. (LB)	1.0
33t)	Mercilus, Hou. (LB)	1.0
33t)	Nassib, Cle. (DE)	1.0
33t)	Ogbah, Cle. (DE)	1.0
33t)	Onwuasor, Bal. (LB)	1.0
33t)	Orakpo, Ten. (LB)	1.0
33t)	Orchard, Cle. (DE)	1.0
33t)	Pierce, Bal. (DE)	1.0
33t)	Ridgeway, Ind. (DT)	1.0
33t)	Skrine, NY-J (DB)	1.0
33t)	Z. Smith, Bal. (LB)	1.0
33t)	Wake, Mia. (DE)	1.0
33t)	Walden, Ten. (LB)	1.0
33t)	Williams, Buf. (DT)	1.0
33t)	Williams, Pit. (LB)	1.0
33t)	Woods, Ind. (NT)	1.0
33t)	Woodyard, Ten. (LB)	1.0
33t)	Yarbrough, Buf. (DE)	1.0

WEEK 3 / THROUGH MONDAY, SEPTEMBER 25, 2017**AFC / FUMBLE RECOVERIES**

Rank	Player, Team	TotRec	OffRec	DefRec
1)	Brissett, Ind.	3	3	0
2t)	Andrews, N.E.	2	2	0
2t)	Clowney, Hou.	2	0	2
2t)	Cowser, Oak.	2	0	2
2t)	McCown, NY-J	2	2	0
2t)	Raymond, NY-J	2	2	0
7t)	Burns, Pit.	1	0	1
7t)	Campanaro, Bal.	1	1	0
7t)	Clark, Hou.	1	1	0
7t)	Coley, Cle.	1	0	1
7t)	Fowler, Jac.	1	0	1
7t)	George, Ind.	1	0	1
7t)	Grant, Mia.	1	1	0
7t)	Hayward, LA-C	1	0	1
7t)	Hill, K.C.	1	1	0
7t)	Holton, Oak.	1	0	1
7t)	Hull, Mia.	1	0	1
7t)	D. Johnson, Cle.	1	1	0
7t)	Jones, Jac.	1	0	1
7t)	Joseph, Oak.	1	0	1
7t)	Judon, Bal.	1	0	1
7t)	Kirksey, Cle.	1	0	1
7t)	Latimer, Den.	1	1	0
7t)	Mason, N.E.	1	1	0
7t)	McCourty, N.E.	1	0	1
7t)	Milton, Ind.	1	1	0
7t)	Ngakoue, Jac.	1	0	1
7t)	Orchard, Cle.	1	1	0
7t)	*Peppers, Cle.	1	1	0
7t)	Pierce, Bal.	1	0	1
7t)	Shazier, Pit.	1	0	1
7t)	Sherman, K.C.	1	0	1
7t)	A. Smith, K.C.	1	1	0
7t)	Smith, Jac.	1	0	1
7t)	Tolzien, Ind.	1	1	0
7t)	Walden, Ten.	1	0	1
7t)	Washington, Oak.	1	1	0
7t)	West, K.C.	1	1	0
7t)	Wright, Buf.	1	1	0

WEEK 3 / THROUGH MONDAY, SEPTEMBER 25, 2017**AFC / OFFENSIVE FUMBLE RECOVERIES**

Rank	Player, Team	Ret	Yards	Avg	Long	TD
1)	Brissett, Ind.	3	0	0.0	0	0
2t)	Andrews, N.E.	2	0	0.0	0	0
2t)	McCown, NY-J	2	0	0.0	0	0
2t)	Raymond, NY-J	2	0	0.0	0	0
5t)	Campanaro, Bal.	1	0	0.0	0	0
5t)	Clark, Hou.	1	0	0.0	0	0
5t)	Grant, Mia.	1	0	0.0	0	0
5t)	Hill, K.C.	1	0	0.0	0	0
5t)	D. Johnson, Cle.	1	0	0.0	0	0
5t)	Latimer, Den.	1	0	0.0	0	0
5t)	Mason, N.E.	1	0	0.0	0	0
5t)	Milton, Ind.	1	0	0.0	0	0
5t)	Orchard, Cle.	1	0	0.0	0	0
5t)	*Peppers, Cle.	1	0	0.0	0	0
5t)	A. Smith, K.C.	1	0	0.0	0	0
5t)	Tolzien, Ind.	1	0	0.0	0	0
5t)	Washington, Oak.	1	0	0.0	0	0
5t)	West, K.C.	1	0	0.0	0	0
5t)	Wright, Buf.	1	0	0.0	0	0

AFC / DEFENSIVE FUMBLE RECOVERIES

Rank	Player, Team	Ret	Yards	Avg	Long	TD
1t)	Clowney, Hou.	2	71	35.5	49	1
1t)	Cowser, Oak.	2	0	0.0	0	0
3t)	Fowler, Jac.	1	53	53.0	53t	1
3t)	Smith, Jac.	1	52	52.0	52	0
3t)	Hayward, LA-C	1	11	11.0	11	0
3t)	Coley, Cle.	1	7	7.0	7	0
3t)	Shazier, Pit.	1	3	3.0	3	0
3t)	Burns, Pit.	1	0	0.0	0	0
3t)	George, Ind.	1	0	0.0	0	0
3t)	Holton, Oak.	1	0	0.0	0	0
3t)	Hull, Mia.	1	0	0.0	0	0
3t)	Jones, Jac.	1	0	0.0	0	0
3t)	Joseph, Oak.	1	0	0.0	0	0
3t)	Judon, Bal.	1	0	0.0	0	0
3t)	Kirksey, Cle.	1	0	0.0	0	0
3t)	McCourty, N.E.	1	0	0.0	0	0
3t)	Ngakoue, Jac.	1	0	0.0	0	0
3t)	Pierce, Bal.	1	0	0.0	0	0
3t)	Sherman, K.C.	1	0	0.0	0	0
3t)	Walden, Ten.	1	0	0.0	0	0

WEEK 3 / THROUGH MONDAY, SEPTEMBER 25, 2017**NFC / LEADING PASSERS**

Player, Team	Att	Comp	Pct		Avg		Pct			Pct Rating	
			Comp	Yds	Gain	TD	TD	Long	Int	Int	Points
Goff, LA-R	81	57	70.4	817	10.09	5	6.2	69	1	1.2	118.2
Brees, N.O.	111	76	68.5	867	7.81	6	5.4	52	0	0.0	109.7
Cousins, Was.	97	66	68.0	784	8.08	5	5.2	74	1	1.0	105.3
Keenum, Min.	70	45	64.3	536	7.66	3	4.3	59t	0	0.0	101.8
Stafford, Det.	107	69	64.5	678	6.34	7	6.5	45t	1	0.9	100.1
Ryan, Atl.	93	64	68.8	867	9.32	4	4.3	88t	3	3.2	99.2
A. Rodgers, G.B.	134	89	66.4	967	7.22	6	4.5	72	3	2.2	93.1
Wilson, Sea.	115	66	57.4	729	6.34	5	4.3	46	0	0.0	90.8
Wentz, Phi.	116	72	62.1	816	7.03	5	4.3	58t	2	1.7	90.3
Manning, NY-G	117	86	73.5	825	7.05	4	3.4	77t	4	3.4	89.9
Prescott, Dal.	107	67	62.6	689	6.44	5	4.7	53	2	1.9	88.9
Winston, T.B.	70	46	65.7	532	7.60	3	4.3	32	3	4.3	84.9
Glennon, Chi.	107	72	67.3	615	5.75	3	2.8	22	3	2.8	79.8
Palmer, Ariz	132	75	56.8	925	7.01	4	3.0	46	4	3.0	76.1
Hoyer, S.F.	99	62	62.6	624	6.30	2	2.0	59	3	3.0	74.6
Newton, Car.	83	51	61.4	566	6.82	2	2.4	40t	4	4.8	69.7

NFC / LEADING PASSERS, RANKS

Player, Team	Att	Comp	Pct		Avg		Pct			Pct Rating	
			Comp	Yds	Gain	TD	TD	Long	Int	Int	Points
Goff, LA-R	14	13	2	6	1	4t	2		4t	6	1
Brees, N.O.	6	3	4	3t	4	2t	3		1t	1t	2
Cousins, Was.	11	9t	5	8	3	4t	4		4t	5	3
Keenum, Min.	15t	16	10	15	5	12t	10t		1t	1t	4
Stafford, Det.	7t	7	9	11	14	1	1		4t	4	5
Ryan, Atl.	12	11	3	3t	2	9t	9		9t	13	6
A. Rodgers, G.B.	1	1	7	1	7	2t	6		9t	9	7
Wilson, Sea.	5	9t	15	9	13	4t	7		1t	1t	8
Wentz, Phi.	4	5t	13	7	9	4t	8		7t	7	9
Manning, NY-G	3	2	1	5	8	9t	12		14t	14	10
Prescott, Dal.	7t	8	12	10	12	4t	5		7t	8	11
Winston, T.B.	15t	15	8	16	6	12t	10t		9t	15	12
Glennon, Chi.	7t	5t	6	13	16	12t	14		9t	10	13
Palmer, Ariz	2	4	16	2	10	9t	13		14t	11t	14
Hoyer, S.F.	10	12	11	12	15	16t	16		9t	11t	15
Newton, Car.	13	14	14	14	11	16t	15		14t	16	16

WEEK 3 / THROUGH MONDAY, SEPTEMBER 25, 2017**NFC / FOURTH-QUARTER PASSING LEADERS**

Rank	Player, Team	Att	Comp	Comp%	Yards	YPA	TD	TD%	Int	Int%	Rating
1)	Ryan, Atl.	21	14	66.7	270	12.86	2	9.5	1	4.8	121.6
2)	Wilson, Sea.	33	21	63.6	258	7.82	3	9.1	0	0.0	118.0
3)	Brees, N.O.	35	29	82.9	265	7.57	2	5.7	0	0.0	117.3
4)	Manning, NY-G	46	34	73.9	392	8.52	3	6.5	1	2.2	111.9
5)	A. Rodgers, G.B.	44	29	65.9	301	6.84	3	6.8	0	0.0	108.2
6)	Stafford, Det.	28	14	50.0	222	7.93	2	7.1	0	0.0	100.6
7)	Prescott, Dal.	30	18	60.0	265	8.83	2	6.7	1	3.3	97.2
8)	Hoyer, S.F.	30	18	60.0	153	5.10	2	6.7	0	0.0	95.6
9)	Glennon, Chi.	61	40	65.6	376	6.16	2	3.3	1	1.6	86.5
10)	Cousins, Was.	20	13	65.0	160	8.00	1	5.0	1	5.0	85.4
11)	Palmer, Ariz	45	23	51.1	336	7.47	2	4.4	1	2.2	81.3
12)	Goff, LA-R	12	7	58.3	107	8.92	1	8.3	1	8.3	80.9
13)	Keenum, Min.	16	9	56.3	89	5.56	0	0.0	0	0.0	72.1
14)	Wentz, Phi.	40	22	55.0	222	5.55	1	2.5	1	2.5	69.0
15)	Winston, T.B.	14	9	64.3	89	6.36	0	0.0	2	14.3	42.6
16)	Newton, Car.	15	10	66.7	85	5.67	0	0.0	2	13.3	41.7

NFC / THIRD-DOWN PASSING LEADERS

Rank	Player, Team	Att	Comp	Comp%	Yards	YPA	TD	TD%	Int	Int%	Rating
1)	Goff, LA-R	27	20	74.1	233	8.63	4	14.8	0	0.0	139.4
2)	Ryan, Atl.	18	12	66.7	218	12.11	1	5.6	0	0.0	126.6
3)	Cousins, Was.	33	21	63.6	287	8.70	3	9.1	1	3.0	109.0
4)	Keenum, Min.	23	15	65.2	204	8.87	1	4.3	0	0.0	107.9
5)	Wentz, Phi.	34	22	64.7	283	8.32	3	8.8	1	2.9	107.8
6)	Stafford, Det.	35	23	65.7	204	5.83	2	5.7	0	0.0	100.2
7)	Brees, N.O.	30	19	63.3	220	7.33	1	3.3	0	0.0	96.5
8)	A. Rodgers, G.B.	30	16	53.3	251	8.37	2	6.7	1	3.3	89.7
9)	Manning, NY-G	29	21	72.4	187	6.45	0	0.0	0	0.0	89.3
10)	Hoyer, S.F.	29	18	62.1	140	4.83	1	3.4	0	0.0	85.4
11)	Winston, T.B.	13	8	61.5	85	6.54	0	0.0	0	0.0	80.6
12)	Prescott, Dal.	29	18	62.1	147	5.07	0	0.0	0	0.0	74.9
13)	Glennon, Chi.	30	21	70.0	223	7.43	1	3.3	2	6.7	74.7
14)	Wilson, Sea.	36	17	47.2	121	3.36	2	5.6	0	0.0	74.0
15)	Palmer, Ariz	39	21	53.8	256	6.56	1	2.6	1	2.6	72.2
16)	Newton, Car.	23	12	52.2	136	5.91	1	4.3	2	8.7	48.5

WEEK 3 / THROUGH MONDAY, SEPTEMBER 25, 2017**NFC / LEADING RUSHERS**

Rank	Player, Team	Att	Yards	Avg	Long	TD
1)	*Cook, Min.	61	288	4.7	33	1
2)	Hyde, S.F.	49	253	5.2	61	2
3)	Gurley, LA-R	63	241	3.8	29	4
4)	Freeman, Atl.	52	227	4.4	18	4
5)	Howard, Chi.	45	197	4.4	19t	3
6)	E. Elliott, Dal.	55	192	3.5	30	1
7)	*Carson, Sea.	37	166	4.5	30	0
8)	Abdullah, Det.	46	163	3.5	34	0
9)	Stewart, Car.	45	162	3.6	17	0
10)	*Cohen, Chi.	24	157	6.5	46	0
11)	Ingram, N.O.	28	125	4.5	28	0
12)	Montgomery, G.B.	41	124	3.0	8	2
13)	C. Thompson, Was.	14	119	8.5	61t	2
14)	*Perine, Was.	40	116	2.9	12	0
15)	Blount, Phi.	26	113	4.3	20	1
16)	Kelley, Was.	22	108	4.9	21	0
17)	T. Coleman, Atl.	20	104	5.2	35	0
18)	Wilson, Sea. (QB)	21	100	4.8	29	0
19)	Wentz, Phi. (QB)	14	83	5.9	24	0
20)	Rodgers, T.B.	24	82	3.4	10	1
21)	Smallwood, Phi.	19	79	4.2	20	0
22)	Peterson, N.O.	23	77	3.3	11	0
23)	*McCaffrey, Car.	25	73	2.9	11	0
24)	Prescott, Dal. (QB)	9	64	7.1	17	1
25t)	C. Johnson, Ariz	23	61	2.7	11	0
25t)	Sproles, Phi.	15	61	4.1	12	0
27)	*Kamara, N.O.	10	58	5.8	25t	1
28)	Stafford, Det. (QB)	7	56	8.0	15	0
29)	*Breida, S.F.	11	55	5.0	13	0
30)	Darkwa, NY-G	13	53	4.1	20	0
31)	A. Rodgers, G.B. (QB)	13	52	4.0	13	0
32)	Perkins, NY-G	23	48	2.1	7	0
33)	Barber, T.B.	10	47	4.7	14	0
34)	Newton, Car. (QB)	14	46	3.3	15	1
35)	Cousins, Was. (QB)	8	39	4.9	10	0
36)	K. Williams, Ariz	15	35	2.3	5	1
37t)	Austin, LA-R (WR)	8	33	4.1	9	0
37t)	Ellington, Ariz	7	33	4.7	6	0
37t)	Vereen, NY-G	7	33	4.7	8	0
40t)	*Samuel, Car. (WR)	1	31	31.0	31	0
40t)	D. Washington, Det.	9	31	3.4	6	0
42)	M. Brown, Was.	6	27	4.5	11	0
43)	McKinnon, Min.	8	26	3.3	10	0
44)	Da. Johnson, Ariz	11	23	2.1	6	0
45)	*Clement, Phi.	6	22	3.7	15t	1
46)	*Williams, G.B.	5	21	4.2	6	0
47t)	Ginn, N.O. (WR)	2	20	10.0	15	0
47t)	Prosise, Sea.	8	20	2.5	8	0
49)	Riddick, Det.	10	19	1.9	11	0
50t)	Keenum, Min. (QB)	6	18	3.0	12	0
50t)	Ryan, Atl. (QB)	5	18	3.6	13	0

NFC / THIRD-AND-ONE RUSHING LEADERS

Rank	Player, Team	Att	FD	Pct
1t)	Freeman, Atl.	4	4	100.0
1t)	Palmer, Ariz	3	3	100.0
1t)	Rodgers, T.B.	2	2	100.0
1t)	Stewart, Car.	2	2	100.0
1t)	Burton, Chi.	1	1	100.0
1t)	*Cook, Min.	1	1	100.0
1t)	E. Elliott, Dal.	1	1	100.0
1t)	*McCaffrey, Car.	1	1	100.0
1t)	Montgomery, G.B.	1	1	100.0
1t)	Murray, Min.	1	1	100.0
1t)	Newton, Car.	1	1	100.0
1t)	Prescott, Dal.	1	1	100.0
1t)	D. Washington, Det.	1	1	100.0
1t)	K. Williams, Ariz	1	1	100.0
1t)	Wilson, Sea.	1	1	100.0
16)	Gurley, LA-R	5	3	60.0
17t)	Blount, Phi.	2	1	50.0
17t)	T. Coleman, Atl.	2	1	50.0
17t)	Darkwa, NY-G	2	1	50.0
20)	Hyde, S.F.	4	1	25.0

WEEK 3 / THROUGH MONDAY, SEPTEMBER 25, 2017**NFC / LEADERS IN RECEPTIONS**

Rank	Player, Team	Rec	Yards	Avg	Long	TD
1)	Fitzgerald, Ariz	22	244	11.1	37	1
2t)	Ertz, Phi. (TE)	21	245	11.7	53	1
2t)	Tate, Det.	21	190	9.0	19	1
4t)	Baldwin, Sea.	20	212	10.6	36	1
4t)	*Cohen, Chi. (RB)	20	126	6.3	19t	1
6)	Thielen, Min.	19	299	15.7	45	0
7t)	*McCaffrey, Car. (RB)	18	173	9.6	37	0
7t)	Witten, Dal. (TE)	18	159	8.8	28t	2
7t)	Montgomery, G.B. (RB)	18	129	7.2	23	1
10t)	Diggs, Min.	17	293	17.2	59t	4
10t)	Thomas, N.O.	17	221	13.0	33	1
12t)	Ju. Jones, Atl.	16	265	16.6	34	0
12t)	Garcon, S.F.	16	249	15.6	59	0
12t)	Shepard, NY-G	16	200	12.5	77t	1
15t)	Sanu, Atl.	15	160	10.7	24	1
15t)	Cobb, G.B.	15	145	9.7	29	0
17t)	D. Adams, G.B.	14	206	14.7	41	1
17t)	Jeffery, Phi.	14	186	13.3	24	1
17t)	M. Evans, T.B.	14	160	11.4	18	1
17t)	Vereen, NY-G (RB)	14	96	6.9	20	0
21t)	C. Thompson, Was. (RB)	13	231	17.8	74	2
21t)	Watkins, LA-R	13	194	14.9	47	2
21t)	Gurley, LA-R (RB)	13	140	10.8	28	2
21t)	*Engram, NY-G (TE)	13	138	10.6	31	1
21t)	Williams, Dal.	13	132	10.2	23	0
21t)	Nelson, G.B.	13	131	10.1	32t	3
21t)	Beckham, NY-G	13	115	8.8	16	2
21t)	Crowder, Was.	13	113	8.7	30	0
21t)	Riddick, Det. (RB)	13	82	6.3	16	1
30t)	E. Elliott, Dal. (RB)	12	64	5.3	30	0
30t)	Hyde, S.F. (RB)	12	61	5.1	10	0
32t)	Bryant, Dal.	11	114	10.4	35	2
32t)	Ingram, N.O. (RB)	11	108	9.8	25	0
32t)	Bennett, G.B. (TE)	11	102	9.3	26	0
32t)	Miller, Chi. (TE)	11	98	8.9	17	0
32t)	Reed, Was. (TE)	11	84	7.6	16	0
32t)	Graham, Sea. (TE)	11	81	7.4	26	0
38t)	Woods, LA-R	10	169	16.9	31	0
38t)	Nelson, Ariz	10	163	16.3	45t	2
38t)	Funchess, Car.	10	146	14.6	24	0
38t)	Gabriel, Atl.	10	129	12.9	40t	1
38t)	Pryor, Was.	10	116	11.6	28	0
38t)	Ellington, Ariz (RB)	10	106	10.6	24	0
38t)	Wright, Chi.	10	103	10.3	18	0
38t)	Marshall, NY-G	10	93	9.3	18	0
38t)	*Cook, Min. (RB)	10	82	8.2	36	0
38t)	*Kamara, N.O. (RB)	10	76	7.6	38	0
48t)	Allison, G.B.	9	146	16.2	72	0
48t)	*Kupp, LA-R	9	126	14.0	28	1
48t)	T. Smith, Phi.	9	125	13.9	30	0
48t)	Ginn, N.O.	9	121	13.4	40t	1
48t)	Agholor, Phi.	9	115	12.8	58t	2
48t)	Benjamin, Car.	9	110	12.2	25	0
48t)	Fleener, N.O. (TE)	9	108	12.0	24	2
48t)	Lockett, Sea.	9	102	11.3	22	0
48t)	T. Coleman, Atl. (RB)	9	88	9.8	27	1
48t)	Ebron, Det. (TE)	9	60	6.7	17	1

WEEK 3 / THROUGH MONDAY, SEPTEMBER 25, 2017**NFC / RECEIVING YARDAGE LEADERS**

Rank	Player, Team	Yards	Rec	Avg	Long	TD
1)	Thielen, Min.	299	19	15.7	45	0
2)	Diggs, Min.	293	17	17.2	59t	4
3)	Ju. Jones, Atl.	265	16	16.6	34	0
4)	Garcon, S.F.	249	16	15.6	59	0
5)	Ertz, Phi. (TE)	245	21	11.7	53	1
6)	Fitzgerald, Ariz	244	22	11.1	37	1
7)	C. Thompson, Was. (RB)	231	13	17.8	74	2
8)	Thomas, N.O.	221	17	13.0	33	1
9)	Baldwin, Sea.	212	20	10.6	36	1
10)	D. Adams, G.B.	206	14	14.7	41	1
11)	Shepard, NY-G	200	16	12.5	77t	1
12)	Watkins, LA-R	194	13	14.9	47	2
13)	Tate, Det.	190	21	9.0	19	1
14)	Jeffery, Phi.	186	14	13.3	24	1
15)	*McCaffrey, Car. (RB)	173	18	9.6	37	0
16)	Woods, LA-R	169	10	16.9	31	0
17)	Nelson, Ariz	163	10	16.3	45t	2
18t)	M. Evans, T.B.	160	14	11.4	18	1
18t)	Sanu, Atl.	160	15	10.7	24	1
20)	Witten, Dal. (TE)	159	18	8.8	28t	2
21t)	Allison, G.B.	146	9	16.2	72	0
21t)	Funchess, Car.	146	10	14.6	24	0
23)	Cobb, G.B.	145	15	9.7	29	0
24)	Hooper, Atl. (TE)	144	5	28.8	88t	1
25)	Gurley, LA-R (RB)	140	13	10.8	28	2
26t)	Butler, Dal.	138	4	34.5	53	1
26t)	*Engram, NY-G (TE)	138	13	10.6	31	1
28)	*Everett, LA-R (TE)	134	4	33.5	69	0
29)	Williams, Dal.	132	13	10.2	23	0
30)	Nelson, G.B.	131	13	10.1	32t	3
31t)	Gabriel, Atl.	129	10	12.9	40t	1
31t)	Montgomery, G.B. (RB)	129	18	7.2	23	1
33t)	*Cohen, Chi. (RB)	126	20	6.3	19t	1
33t)	*Kupp, LA-R	126	9	14.0	28	1
35)	T. Smith, Phi.	125	9	13.9	30	0
36)	Jackson, T.B.	123	7	17.6	32	1
37)	Ginn, N.O.	121	9	13.4	40t	1
38)	Pryor, Was.	116	10	11.6	28	0
39t)	Agholor, Phi.	115	9	12.8	58t	2
39t)	Beckham, NY-G	115	13	8.8	16	2
41)	Bryant, Dal.	114	11	10.4	35	2
42)	Crowder, Was.	113	13	8.7	30	0
43)	Benjamin, Car.	110	9	12.2	25	0
44)	Goodwin, S.F.	109	8	13.6	50	0
45t)	Fleener, N.O. (TE)	108	9	12.0	24	2
45t)	Ingram, N.O. (RB)	108	11	9.8	25	0
45t)	P. Richardson, Sea.	108	8	13.5	28	2
48t)	Coleman, N.O.	106	7	15.1	42	2
48t)	Ellington, Ariz (RB)	106	10	10.6	24	0
50t)	Grant, Was.	103	8	12.9	34	1
50t)	Wright, Chi.	103	10	10.3	18	0

WEEK 3 / THROUGH MONDAY, SEPTEMBER 25, 2017**NFC / THIRD-DOWN RECEIVING LEADERS**

Rank	Player, Team	Rec	Yards	Avg	Long	TD
1)	Tate, Det.	9	91	10.1	19	0
2)	Fitzgerald, Ariz	8	87	10.9	33	0
3t)	C. Thompson, Was. (RB)	6	134	22.3	74	1
3t)	Diggs, Min.	6	103	17.2	59t	2
3t)	Thielen, Min.	6	83	13.8	27	0
3t)	Watkins, LA-R	6	69	11.5	28	2
3t)	Ertz, Phi. (TE)	6	67	11.2	23	1
3t)	Crowder, Was.	6	44	7.3	21	0
9t)	Agholor, Phi.	5	86	17.2	58t	1
9t)	*Kupp, LA-R	5	76	15.2	28	1
9t)	Gurley, LA-R (RB)	5	73	14.6	28	1
9t)	Nelson, G.B.	5	70	14.0	32t	2
9t)	Jeffery, Phi.	5	59	11.8	13	0
9t)	Beckham, NY-G	5	54	10.8	16	0
9t)	Thomas, N.O.	5	54	10.8	16	0
9t)	*Engram, NY-G (TE)	5	50	10.0	17	0
9t)	*Cohen, Chi. (RB)	5	45	9.0	14	0
9t)	E. Elliott, Dal. (RB)	5	44	8.8	30	0
9t)	Witten, Dal. (TE)	5	29	5.8	9	0
20t)	Allison, G.B.	4	94	23.5	72	0
20t)	Rudolph, Min. (TE)	4	59	14.8	27	1
20t)	*McCaffrey, Car. (RB)	4	51	12.8	16	0
20t)	Thompson, Chi.	4	51	12.8	15	1
20t)	Williams, Dal.	4	43	10.8	23	0
20t)	Brate, T.B. (TE)	4	41	10.3	18	0
20t)	Beasley, Dal.	4	31	7.8	12	0
20t)	Baldwin, Sea.	4	28	7.0	10	1
20t)	Ebron, Det. (TE)	4	27	6.8	8	1
20t)	Hyde, S.F. (RB)	4	22	5.5	8	0
20t)	McKinnon, Min. (RB)	4	15	3.8	7	0
20t)	Graham, Sea. (TE)	4	11	2.8	6	0
20t)	Riddick, Det. (RB)	4	7	1.8	5	0
33t)	Ja. Brown, Ariz	3	56	18.7	25t	1
33t)	T. Smith, Phi.	3	55	18.3	30	0
33t)	Fleener, N.O. (TE)	3	51	17.0	21	0
33t)	V. Davis, Was. (TE)	3	49	16.3	26	1
33t)	Lewis, NY-G	3	45	15.0	22	0
33t)	Nelson, Ariz	3	43	14.3	17	0
33t)	M. Evans, T.B.	3	35	11.7	17	0
33t)	Ju. Jones, Atl.	3	30	10.0	15	0
33t)	Garcon, S.F.	3	29	9.7	18	0
33t)	Benjamin, Car.	3	26	8.7	17	0
33t)	Reed, Was. (TE)	3	26	8.7	9	0
33t)	Sanu, Atl.	3	26	8.7	10	0
33t)	*Taylor, S.F.	3	26	8.7	18	1
33t)	Cunningham, Chi. (RB)	3	23	7.7	11	0
33t)	Lockett, Sea.	3	23	7.7	9	0
33t)	Goodwin, S.F.	3	20	6.7	10	0
33t)	*Samuel, Car.	3	4	1.3	7	0
33t)	*Kamara, N.O. (RB)	3	-1	-0.3	7	0

WEEK 3 / THROUGH MONDAY, SEPTEMBER 25, 2017**NFC / LEADING SCORERS, NONKICKERS**

Rank	Player, Team	TD	Rush	Rec	Ret	X2	Pts
1)	Gurley, LA-R (RB)	6	4	2	0	0	36
2t)	Diggs, Min. (WR)	4	0	4	0	0	24
2t)	Freeman, Atl. (RB)	4	4	0	0	0	24
2t)	C. Thompson, Was. (RB)	4	2	2	0	0	24
5t)	Howard, Chi. (RB)	3	3	0	0	0	18
5t)	Montgomery, G.B. (RB)	3	2	1	0	0	18
5t)	Nelson, G.B. (WR)	3	0	3	0	0	18
8t)	Agholor, Phi. (WR)	2	0	2	0	0	12
8t)	Beckham, NY-G (WR)	2	0	2	0	0	12
8t)	Blount, Phi. (RB)	2	1	1	0	0	12
8t)	Bryant, Dal. (WR)	2	0	2	0	0	12
8t)	Coleman, N.O. (WR)	2	0	2	0	0	12
8t)	Fleener, N.O. (TE)	2	0	2	0	0	12
8t)	*Golladay, Det. (WR)	2	0	2	0	0	12
8t)	Hyde, S.F. (RB)	2	2	0	0	0	12
8t)	M. Jones, Det. (WR)	2	0	2	0	0	12
8t)	Nelson, Ariz (WR)	2	0	2	0	0	12
8t)	P. Richardson, Sea. (WR)	2	0	2	0	0	12
8t)	Watkins, LA-R (WR)	2	0	2	0	0	12
8t)	Witten, Dal. (TE)	2	0	2	0	0	12
21)	Jeffery, Phi. (WR)	1	0	1	0	1	8
22t)	D. Adams, G.B. (WR)	1	0	1	0	0	6
22t)	*Agnew, Det. (DB)	1	0	0	1	0	6
22t)	Baldwin, Sea. (WR)	1	0	1	0	0	6
22t)	Bethel, Ariz (DB)	1	0	0	1	0	6
22t)	Brate, T.B. (TE)	1	0	1	0	0	6
22t)	Ja. Brown, Ariz (WR)	1	0	1	0	0	6
22t)	M. Brown, LA-R (RB)	1	1	0	0	0	6
22t)	Butler, Dal. (WR)	1	0	1	0	0	6
22t)	*Carson, Sea. (RB)	1	0	1	0	0	6
22t)	Celek, S.F. (TE)	1	0	1	0	0	6
22t)	*Clement, Phi. (RB)	1	1	0	0	0	6
22t)	*Cohen, Chi. (RB)	1	0	1	0	0	6
22t)	T. Coleman, Atl. (RB)	1	0	1	0	0	6
22t)	*Cook, Min. (RB)	1	1	0	0	0	6
22t)	Cox, Phi. (DT)	1	0	0	1	0	6
22t)	V. Davis, Was. (TE)	1	0	1	0	0	6
22t)	Doctson, Was. (WR)	1	0	1	0	0	6
22t)	Ebron, Det. (TE)	1	0	1	0	0	6
22t)	E. Elliott, Dal. (RB)	1	1	0	0	0	6
22t)	*Engram, NY-G (TE)	1	0	1	0	0	6
22t)	Ertz, Phi. (TE)	1	0	1	0	0	6
22t)	M. Evans, T.B. (WR)	1	0	1	0	0	6
22t)	Fitzgerald, Ariz (WR)	1	0	1	0	0	6
22t)	Gabriel, Atl. (WR)	1	0	1	0	0	6
22t)	Ginn, N.O. (WR)	1	0	1	0	0	6
22t)	Grant, Was. (WR)	1	0	1	0	0	6
22t)	Ham, Min. (RB)	1	1	0	0	0	6
22t)	Hooper, Atl. (TE)	1	0	1	0	0	6
22t)	Hoyer, S.F. (QB)	1	1	0	0	0	6
22t)	Jackson, T.B. (WR)	1	0	1	0	0	6
22t)	T. Johnson, LA-R (DB)	1	0	0	1	0	6
22t)	Joyner, LA-R (DB)	1	0	0	1	0	6
22t)	*Kamara, N.O. (RB)	1	1	0	0	0	6
22t)	Kendricks, G.B. (TE)	1	0	1	0	0	6
22t)	Kerrigan, Was. (LB)	1	0	0	1	0	6
22t)	Killebrew, Det. (DB)	1	0	0	1	0	6
22t)	*Kupp, LA-R (WR)	1	0	1	0	0	6
22t)	McClain, T.B. (DB)	1	0	0	1	0	6
22t)	Newton, Car. (QB)	1	1	0	0	0	6
22t)	Prescott, Dal. (QB)	1	1	0	0	0	6
22t)	Quin, Det. (DB)	1	0	0	1	0	6
22t)	Riddick, Det. (RB)	1	0	1	0	0	6
22t)	Rodgers, T.B. (RB)	1	1	0	0	0	6
22t)	Rudolph, Min. (TE)	1	0	1	0	0	6
22t)	Sanu, Atl. (WR)	1	0	1	0	0	6
22t)	*Shaheen, Chi. (TE)	1	0	1	0	0	6
22t)	Shepard, Car. (WR)	1	0	1	0	0	6
22t)	Shepard, NY-G (WR)	1	0	1	0	0	6
22t)	Stewart, Car. (RB)	1	0	1	0	0	6
22t)	Tate, Det. (WR)	1	0	1	0	0	6
22t)	*Taylor, S.F. (WR)	1	0	1	0	0	6
22t)	Thomas, N.O. (WR)	1	0	1	0	0	6
22t)	Thompson, Chi. (WR)	1	0	1	0	0	6
22t)	Trufant, Atl. (DB)	1	0	0	1	0	6
22t)	K. Williams, Ariz (RB)	1	1	0	0	0	6
22t)	Willson, Sea. (TE)	1	0	1	0	0	6
22t)	Wright, Min. (WR)	1	0	1	0	0	6

WEEK 3 / THROUGH MONDAY, SEPTEMBER 25, 2017**NFC / LEADING SCORERS, KICKERS**

Rank	Player, Team	PAT	FG	Pct	Long	Pts
1t)	Bryant, Atl.	9/ 9	8/ 8	1.000	53	33
1t)	Zuerlein, LA-R	12/12	7/ 7	1.000	50	33
3)	Lutz, N.O.	7/ 7	8/10	.800	50	31
4)	Gano, Car.	3/ 3	8/ 8	1.000	48	27
5)	Prater, Det.	7/ 7	6/ 6	1.000	58	25
6)	Forbath, Min.	6/ 8	6/ 6	1.000	45	24
7)	Hopkins, Was.	8/ 8	5/ 7	.714	41	23
8)	Bailey, Dal.	7/ 7	5/ 5	1.000	56	22
9)	Gould, S.F.	3/ 4	6/ 6	1.000	48	21
10)	Dawson, Ariz	5/ 5	5/ 8	.625	40	20
11)	Crosby, G.B.	7/ 7	4/ 4	1.000	40	19
12)	Walsh, Sea.	3/ 4	5/ 5	1.000	41	18
13)	*Elliott, Cin.-Phi.	5/ 5	4/ 6	.667	61	17
14)	Folk, T.B.	4/ 5	4/ 4	1.000	50	16
15)	Rosas, NY-G	4/ 4	3/ 3	1.000	41	13
16)	Barth, Chi.	5/ 5	2/ 3	.667	54	11
17)	Sturgis, Phi.	1/ 2	3/ 3	1.000	50	10

NFC / TOUCHBACKS ON KICKOFFS

Rank	Player, Team	TB
1)	Zuerlein, LA-R	17
2)	Bosher, Atl.	16
3)	Gano, Car.	13
4)	Hopkins, Was.	11
5t)	Bailey, Dal.	10
5t)	Lutz, N.O.	10
7t)	Crosby, G.B.	9
7t)	Forbath, Min.	9
7t)	Locke, Det.	9
10)	Pinion, S.F.	8
11t)	Barth, Chi.	7
11t)	Folk, T.B.	7
13t)	Dawson, Ariz	6
13t)	Walsh, Sea.	6
15t)	*Elliott, Cin.-Phi.	4
15t)	Prater, Det.	4
17)	Rosas, NY-G	3
18)	Sturgis, Phi.	2

WEEK 3 / THROUGH MONDAY, SEPTEMBER 25, 2017

NFC / MOST YARDS FROM SCRIMMAGE

Rank	Player, Team	Total			Rushing			Receiving		
		Yards	Att+Rec	Avg	Yards	Att	Avg	Yards	Rec	Avg
1)	Gurley, LA-R (RB)	381	76	5.0	241	63	3.8	140	13	10.8
2)	*Cook, Min. (RB)	370	71	5.2	288	61	4.7	82	10	8.2
3)	C. Thompson, Was. (RB)	350	27	13.0	119	14	8.5	231	13	17.8
4)	Hyde, S.F. (RB)	314	61	5.1	253	49	5.2	61	12	5.1
5)	Thielen, Min. (WR)	299	19	15.7	0	0	---	299	19	15.7
6)	Diggs, Min. (WR)	291	19	15.3	-2	2	-1.0	293	17	17.2
7)	*Cohen, Chi. (RB)	283	44	6.4	157	24	6.5	126	20	6.3
8)	Freeman, Atl. (RB)	277	59	4.7	227	52	4.4	50	7	7.1
9)	Ju. Jones, Atl. (WR)	265	16	16.6	0	0	---	265	16	16.6
10)	E. Elliott, Dal. (RB)	256	67	3.8	192	55	3.5	64	12	5.3
11)	Montgomery, G.B. (RB)	253	59	4.3	124	41	3.0	129	18	7.2
12)	Garcon, S.F. (WR)	249	16	15.6	0	0	---	249	16	15.6
13)	*McCaffrey, Car. (RB)	246	43	5.7	73	25	2.9	173	18	9.6
14)	Ertz, Phi. (TE)	245	21	11.7	0	0	---	245	21	11.7
15)	Fitzgerald, Ariz (WR)	244	22	11.1	0	0	---	244	22	11.1
16)	Howard, Chi. (RB)	237	53	4.5	197	45	4.4	40	8	5.0
17)	Ingram, N.O. (RB)	233	39	6.0	125	28	4.5	108	11	9.8
18)	Thomas, N.O. (WR)	221	17	13.0	0	0	---	221	17	13.0
19t)	Abdullah, Det. (RB)	213	52	4.1	163	46	3.5	50	6	8.3
19t)	Shepard, NY-G (WR)	213	19	11.2	13	3	4.3	200	16	12.5
21)	Baldwin, Sea. (WR)	209	21	10.0	-3	1	-3.0	212	20	10.6
22)	D. Adams, G.B. (WR)	206	14	14.7	0	0	---	206	14	14.7
23)	*Carson, Sea. (RB)	201	41	4.9	166	37	4.5	35	4	8.8
24)	Tate, Det. (WR)	197	23	8.6	7	2	3.5	190	21	9.0
25)	Watkins, LA-R (WR)	194	13	14.9	0	0	---	194	13	14.9
26)	T. Coleman, Atl. (RB)	192	29	6.6	104	20	5.2	88	9	9.8
27)	Jeffery, Phi. (WR)	186	14	13.3	0	0	---	186	14	13.3
28)	Stewart, Car. (RB)	183	48	3.8	162	45	3.6	21	3	7.0
29)	Woods, LA-R (WR)	169	10	16.9	0	0	---	169	10	16.9
30)	Nelson, Ariz (WR)	163	10	16.3	0	0	---	163	10	16.3
31t)	M. Evans, T.B. (WR)	160	14	11.4	0	0	---	160	14	11.4
31t)	Sanu, Atl. (WR)	160	15	10.7	0	0	---	160	15	10.7
33)	Witten, Dal. (TE)	159	18	8.8	0	0	---	159	18	8.8
34)	Cobb, G.B. (WR)	155	16	9.7	10	1	10.0	145	15	9.7
35t)	Allison, G.B. (WR)	146	9	16.2	0	0	---	146	9	16.2
35t)	Funchess, Car. (WR)	146	10	14.6	0	0	---	146	10	14.6
37)	Hooper, Atl. (TE)	144	5	28.8	0	0	---	144	5	28.8
38)	Ginn, N.O. (WR)	141	11	12.8	20	2	10.0	121	9	13.4
39)	Ellington, Ariz (RB)	139	17	8.2	33	7	4.7	106	10	10.6
40t)	Butler, Dal. (WR)	138	4	34.5	0	0	---	138	4	34.5
40t)	*Engram, NY-G (TE)	138	13	10.6	0	0	---	138	13	10.6
42)	Gabriel, Atl. (WR)	136	11	12.4	7	1	7.0	129	10	12.9
43t)	*Everett, LA-R (TE)	134	4	33.5	0	0	---	134	4	33.5
43t)	*Kamara, N.O. (RB)	134	20	6.7	58	10	5.8	76	10	7.6
43t)	Sproles, Phi. (RB)	134	22	6.1	61	15	4.1	73	7	10.4
46)	Williams, Dal. (WR)	132	13	10.2	0	0	---	132	13	10.2
47)	Nelson, G.B. (WR)	131	13	10.1	0	0	---	131	13	10.1
48)	Vereen, NY-G (RB)	129	21	6.1	33	7	4.7	96	14	6.9
49)	*Kupp, LA-R (WR)	126	9	14.0	0	0	---	126	9	14.0
50)	T. Smith, Phi. (WR)	125	9	13.9	0	0	---	125	9	13.9

WEEK 3 / THROUGH MONDAY, SEPTEMBER 25, 2017**NFC / LEADERS IN FIRST DOWNS**

Rank	Player, Team	Rush	Rec	Tot
1)	Gurley, LA-R (RB)	15	5	20
2)	Freeman, Atl. (RB)	15	3	18
3t)	Stewart, Car. (RB)	14	1	15
3t)	C. Thompson, Was. (RB)	5	10	15
5t)	*Cook, Min. (RB)	11	3	14
5t)	Ertz, Phi. (TE)	0	14	14
5t)	Howard, Chi. (RB)	14	0	14
5t)	Montgomery, G.B. (RB)	8	6	14
9t)	Diggs, Min. (WR)	0	13	13
9t)	E. Elliott, Dal. (RB)	12	1	13
9t)	Ingram, N.O. (RB)	8	5	13
9t)	*McCaffrey, Car. (RB)	4	9	13
9t)	Thomas, N.O. (WR)	0	13	13
14t)	Baldwin, Sea. (WR)	0	12	12
14t)	Fitzgerald, Ariz (WR)	0	12	12
14t)	Hyde, S.F. (RB)	10	2	12
14t)	Ju. Jones, Atl. (WR)	0	12	12
18t)	*Carson, Sea. (RB)	9	2	11
18t)	Garcon, S.F. (WR)	0	11	11
18t)	Nelson, G.B. (WR)	0	11	11
18t)	Tate, Det. (WR)	0	11	11
18t)	Thielen, Min. (WR)	0	11	11
23t)	D. Adams, G.B. (WR)	0	10	10
23t)	M. Evans, T.B. (WR)	0	10	10
23t)	Jeffery, Phi. (WR)	0	10	10
23t)	Sanu, Atl. (WR)	0	10	10
23t)	Shepard, NY-G (WR)	1	9	10
23t)	Watkins, LA-R (WR)	0	10	10
29t)	*Cohen, Chi. (RB)	5	4	9
29t)	Williams, Dal. (WR)	0	9	9
31t)	Abdullah, Det. (RB)	5	3	8
31t)	Beckham, NY-G (WR)	0	8	8
31t)	T. Coleman, Atl. (RB)	4	4	8
34t)	Agholor, Phi. (WR)	0	7	7
34t)	Allison, G.B. (WR)	0	7	7
34t)	Benjamin, Car. (WR)	0	7	7
34t)	Cobb, G.B. (WR)	1	6	7
34t)	Ginn, N.O. (WR)	1	6	7
34t)	Humphries, T.B. (WR)	0	7	7
34t)	*Kupp, LA-R (WR)	0	7	7
34t)	Lockett, Sea. (WR)	0	7	7
34t)	Pryor, Was. (WR)	0	7	7
34t)	Sproles, Phi. (RB)	4	3	7
44t)	Blount, Phi. (RB)	5	1	6
44t)	Bryant, Dal. (WR)	0	6	6
44t)	Crowder, Was. (WR)	0	6	6
44t)	Ellington, Ariz (RB)	0	6	6
44t)	*Engram, NY-G (TE)	0	6	6
44t)	Fleener, N.O. (TE)	0	6	6
44t)	Gabriel, Atl. (WR)	0	6	6
44t)	Goodwin, S.F. (WR)	0	6	6
44t)	Grant, Was. (WR)	0	6	6
44t)	Jackson, T.B. (WR)	0	6	6
44t)	Nelson, Ariz (WR)	0	6	6
44t)	Newton, Car. (QB)	6	0	6
44t)	P. Richardson, Sea. (WR)	0	6	6
44t)	Riddick, Det. (RB)	1	5	6
44t)	Wentz, Phi. (QB)	6	0	6
44t)	Wilson, Sea. (QB)	6	0	6
44t)	Woods, LA-R (WR)	0	6	6

WEEK 3 / THROUGH MONDAY, SEPTEMBER 25, 2017**NFC / LEADING PUNTERS**

Rank	Player, Team	No	Yards	Lg	Avg	TB	Blk	Dwn	OB	Opp Ret	In	Net
1)	Morstead, N.O.	9	442	68	49.1	0	0	1	0	5	23	5 46.6
2)	O'Donnell, Chi.	14	679	69	48.5	2	0	2	1	6	56	6 41.6
3)	Bosher, Atl.	9	434	62	48.2	0	0	1	0	4	55	4 42.1
4)	Hekker, LA-R	11	513	64	46.6	0	0	2	2	7	22	6 44.6
5)	Ryan, Sea.	21	972	64	46.3	1	0	5	2	10	91	7 41.0
6)	Lee, Ariz	15	687	58	45.8	0	0	2	1	11	114	3 38.2
7)	*Vogel, G.B.	14	634	61	45.3	0	0	2	1	7	38	4 42.6
8)	Way, Was.	13	587	62	45.2	0	0	1	1	6	28	7 43.0
9)	Locke, Det.	10	448	52	44.8	0	0	1	0	4	47	4 40.1
10)	Palardy, Car.	12	533	58	44.4	1	0	1	3	4	23	3 40.8
11)	Anger, T.B.	7	309	54	44.1	0	0	1	0	2	10	1 42.7
12)	Wing, NY-G	15	662	60	44.1	2	0	1	3	5	110	1 34.1
13)	C. Jones, Dal.	16	699	62	43.7	1	0	2	3	5	25	10 40.9
14)	D. Jones, Phi.	12	521	58	43.4	2	0	1	2	4	11	2 39.2
15)	Quigley, Min.	11	472	55	42.9	0	0	0	1	3	-1	5 43.0
16)	Pinion, S.F.	13	553	51	42.5	0	0	1	1	7	7	7 42.0

NFC / LEADING PUNTERS, NET AVERAGE

Rank	Player, Team	No	Yards	Lg	Avg	TB	Blk	Dwn	OB	Opp Ret	In	Net
1)	Morstead, N.O.	9	442	68	49.1	0	0	1	0	5	23	5 46.6
2)	Hekker, LA-R	11	513	64	46.6	0	0	2	2	7	22	6 44.6
3t)	Quigley, Min.	11	472	55	42.9	0	0	0	1	3	-1	5 43.0
3t)	Way, Was.	13	587	62	45.2	0	0	1	1	6	28	7 43.0
5)	Anger, T.B.	7	309	54	44.1	0	0	1	0	2	10	1 42.7
6)	*Vogel, G.B.	14	634	61	45.3	0	0	2	1	7	38	4 42.6
7)	Bosher, Atl.	9	434	62	48.2	0	0	1	0	4	55	4 42.1
8)	Pinion, S.F.	13	553	51	42.5	0	0	1	1	7	7	7 42.0
9)	O'Donnell, Chi.	14	679	69	48.5	2	0	2	1	6	56	6 41.6
10)	Ryan, Sea.	21	972	64	46.3	1	0	5	2	10	91	7 41.0
11)	C. Jones, Dal.	16	699	62	43.7	1	0	2	3	5	25	10 40.9
12)	Palardy, Car.	12	533	58	44.4	1	0	1	3	4	23	3 40.8
13)	Locke, Det.	10	448	52	44.8	0	0	1	0	4	47	4 40.1
14)	D. Jones, Phi.	12	521	58	43.4	2	0	1	2	4	11	2 39.2
15)	Lee, Ariz	15	687	58	45.8	0	0	2	1	11	114	3 38.2
16)	Wing, NY-G	15	662	60	44.1	2	0	1	3	5	110	1 34.1

WEEK 3 / THROUGH MONDAY, SEPTEMBER 25, 2017**NFC / PUNT RETURN LEADERS**

Rank	Player, Team	Ret	FC	Yards	Avg	Long	TD
1)	*Agnew, Det.	6	1	149	24.8	88t	1
2)	Roberts, Atl.	5	3	62	12.4	27	0
3)	*Taylor, S.F.	5	3	58	11.6	21	0
4)	*Switzer, Dal.	6	3	62	10.3	21	0
5)	Davis, G.B.	7	5	70	10.0	33	0
6)	*Cohen, Chi.	6	4	55	9.2	17	0
7)	Lockett, Sea.	7	6	39	5.6	13	0
8)	Crowder, Was.	8	3	39	4.9	18	0
9)	Austin, LA-R	7	1	33	4.7	12	0
10)	*McCaffrey, Car.	9	3	40	4.4	11	0
11)	Harris, NY-G	4	7	10	2.5	10	0

NFC / KICKOFF RETURN LEADERS

Rank	Player, Team	Ret	Yards	Avg	Long	TD
1)	Lockett, Sea.	5	137	27.4	43	0
2)	Reedy, T.B.	3	79	26.3	50	0
3)	McKinnon, Min.	7	180	25.7	39	0
4)	Cooper, LA-R	7	177	25.3	35	0
5)	*Kamara, N.O.	4	97	24.3	34	0
6)	Smallwood, Phi.	4	93	23.3	28	0
7)	Thompson, Chi.	7	159	22.7	29	0
8)	*Bolden, S.F.	5	107	21.4	34	0
9)	Harris, NY-G	5	104	20.8	24	0
10)	K. Williams, Ariz	6	121	20.2	23	0
11)	Roberts, Atl.	5	96	19.2	38	0

WEEK 3 / THROUGH MONDAY, SEPTEMBER 25, 2017**NFC / LEADERS IN INTERCEPTIONS**

Rank	Player, Team	Int	Yards	Avg	Long	TD
1t)	Quin, Det.	2	62	31.0	37t	1
1t)	Slay, Det.	2	52	26.0	37	0
3t)	Bethel, Ariz	1	82	82.0	82t	1
3t)	McClain, T.B.	1	47	47.0	47t	1
3t)	T. Johnson, LA-R	1	39	39.0	39t	1
3t)	Tartt, S.F.	1	37	37.0	37	0
3t)	Sendejo, Min.	1	36	36.0	36	0
3t)	Killebrew, Det.	1	35	35.0	35t	1
3t)	Vaccaro, N.O.	1	30	30.0	30	0
3t)	Joyner, LA-R	1	29	29.0	29t	1
3t)	*Lewis, Dal.	1	25	25.0	25	0
3t)	Robey-Coleman, LA-R	1	25	25.0	25	0
3t)	*N. Jones, Sea.	1	24	24.0	24	0
3t)	Kerrigan, Was.	1	24	24.0	24t	1
3t)	Kuechly, Car.	1	23	23.0	23	0
3t)	Wilson, Det.	1	23	23.0	23	0
3t)	Alexander, T.B.	1	22	22.0	22	0
3t)	Waynes, Min.	1	18	18.0	18	0
3t)	Whitehead, Det.	1	18	18.0	18	0
3t)	Mathieu, Ariz	1	15	15.0	15	0
3t)	Mills, Phi.	1	15	15.0	15	0
3t)	Smith, Min.	1	12	12.0	12	0
3t)	Foster, Was.	1	10	10.0	10	0
3t)	Wagner, Sea.	1	7	7.0	7	0
3t)	P. Williams, N.O.	1	7	7.0	7	0
3t)	A. Brown, Dal.	1	0	0.0	0	0
3t)	*Douglas, Phi.	1	0	0.0	0	0
3t)	Fuller, Was.	1	0	0.0	0	0
3t)	*Nicholson, Was.	1	0	0.0	0	0
3t)	Robinson, Phi.	1	0	0.0	0	0
3t)	Trufant, Atl.	1	0	0.0	0	0
3t)	*M. Williams, N.O.	1	0	0.0	0	0

WEEK 3 / THROUGH MONDAY, SEPTEMBER 25, 2017**NFC / LEADERS IN SACKS**

Rank	Player, Team	Sacks
1)	Lawrence, Dal. (DE)	6.5
2t)	Griffen, Min. (DE)	4.0
2t)	Jones, Ariz (LB)	4.0
4t)	Ansah, Det. (DE)	3.0
4t)	Smith, Was. (LB)	3.0
6t)	Bennett, Sea. (DE)	2.5
6t)	M. Collins, Dal. (DT)	2.5
6t)	B. Graham, Phi. (DE)	2.5
6t)	Kerrigan, Was. (LB)	2.5
6t)	Peppers, Car. (DE)	2.5
11t)	Addison, Car. (DE)	2.0
11t)	Beasley, Atl. (LB)	2.0
11t)	Clayborn, Atl. (DE)	2.0
11t)	Cox, Phi. (DT)	2.0
11t)	Hicks, Chi. (DE)	2.0
11t)	*J. Jones, G.B. (DB)	2.0
11t)	Jordan, N.O. (DE)	2.0
11t)	Kikaha, N.O. (LB)	2.0
11t)	Longacre, LA-R (LB)	2.0
11t)	Reed, Atl. (DE)	2.0
11t)	Vernon, NY-G (DE)	2.0
11t)	Young, Chi. (LB)	2.0
11t)	Zettel, Det. (DE)	2.0
24t)	Clark, Sea. (DE)	1.5
24t)	Daniels, G.B. (DE)	1.5
24t)	Fox, LA-R (DE)	1.5
24t)	Jernigan, Phi. (DT)	1.5
24t)	Matthews, G.B. (LB)	1.5
24t)	Perry, G.B. (LB)	1.5
24t)	Quinn, LA-R (LB)	1.5
31t)	*Allen, Was. (DE)	1.0
31t)	*Anzalone, N.O. (LB)	1.0
31t)	Armstead, S.F. (DE)	1.0
31t)	Avril, Sea. (DE)	1.0
31t)	Barwin, LA-R (LB)	1.0
31t)	Bromley, NY-G (DT)	1.0
31t)	Brooks, G.B. (LB)	1.0
31t)	Bynes, Ariz (LB)	1.0
31t)	Callahan, Chi. (DB)	1.0
31t)	Campbell, Atl. (LB)	1.0
31t)	Carradine, S.F. (DE)	1.0
31t)	Crawford, Dal. (DE)	1.0
31t)	*Davis, Det. (LB)	1.0
31t)	Davis, Car. (LB)	1.0
31t)	Donald, LA-R (DE)	1.0
31t)	Garvin, Sea. (LB)	1.0
31t)	Goldman, Chi. (NT)	1.0
31t)	Green-Thompson, Car. (LB)	1.0
31t)	*Hendrickson, N.O. (DE)	1.0
31t)	Horton, Car. (DE)	1.0
31t)	Ioannidis, Was. (DT)	1.0
31t)	Kendricks, Phi. (LB)	1.0
31t)	Kennard, NY-G (LB)	1.0
31t)	Long, Phi. (DE)	1.0
31t)	Lynch, S.F. (DE)	1.0
31t)	Martinez, G.B. (LB)	1.0
31t)	Mauro, Ariz (DE)	1.0
31t)	*McKinley, Atl. (DE)	1.0
31t)	McPhee, Chi. (LB)	1.0
31t)	*Munson, NY-G (LB)	1.0
31t)	Ngata, Det. (DT)	1.0
31t)	Ogletree, LA-R (LB)	1.0
31t)	Okafor, N.O. (DE)	1.0
31t)	Pierre-Paul, NY-G (DE)	1.0
31t)	Poole, Atl. (DB)	1.0
31t)	Spence, T.B. (DE)	1.0
31t)	Stephen, Min. (DT)	1.0
31t)	Tapper, Dal. (DE)	1.0
31t)	*Valoaga, Det. (DE)	1.0
31t)	Walker, LA-R (DE)	1.0
31t)	Westbrooks, LA-R (DE)	1.0
31t)	Wynn, NY-G (DE)	1.0

WEEK 3 / THROUGH MONDAY, SEPTEMBER 25, 2017**NFC / FUMBLE RECOVERIES**

Rank	Player, Team	TotRec	OffRec	DefRec
1t)	Glennon, Chi.	3	3	0
1t)	Wilson, Sea.	3	3	0
3)	Winston, T.B.	2	2	0
4t)	Apple, NY-G	1	0	1
4t)	Brees, N.O.	1	1	0
4t)	Ja. Brown, Ariz	1	1	0
4t)	Burton, Phi.	1	0	1
4t)	M. Collins, Dal.	1	0	1
4t)	Cousins, Was.	1	1	0
4t)	Cox, Phi.	1	0	1
4t)	David, T.B.	1	0	1
4t)	*Davis, Det.	1	0	1
4t)	Fackrell, G.B.	1	0	1
4t)	Floyd, Chi.	1	0	1
4t)	Foster, Was.	1	0	1
4t)	Gurley, LA-R	1	1	0
4t)	Havenstein, LA-R	1	1	0
4t)	Hicks, Chi.	1	0	1
4t)	Hicks, Phi.	1	0	1
4t)	L. Johnson, Phi.	1	1	0
4t)	T. Johnson, LA-R	1	0	1
4t)	M. Kalil, Car.	1	1	0
4t)	Kennard, NY-G	1	0	1
4t)	Lotulelei, Car.	1	0	1
4t)	Lynch, T.B.	1	0	1
4t)	Manning, NY-G	1	1	0
4t)	Massie, Chi.	1	1	0
4t)	McClain, Was.	1	0	1
4t)	McManis, Chi.	1	0	1
4t)	Morgan, Min.	1	1	0
4t)	Nelson, S.F.	1	0	1
4t)	Newton, Car.	1	1	0
4t)	Palmer, Ariz	1	1	0
4t)	Rawls, Sea.	1	1	0
4t)	Redfern, Det.	1	1	0
4t)	Reed, Was.	1	1	0
4t)	Robertson-Harris, Chi.	1	1	0
4t)	Robey-Coleman, LA-R	1	0	1
4t)	A. Robinson, S.F.	1	0	1
4t)	R. Robinson, S.F.	1	0	1
4t)	A. Rodgers, G.B.	1	1	0
4t)	Rollins, G.B.	1	0	1
4t)	Shepard, NY-G	1	1	0
4t)	Sherman, Sea.	1	1	0
4t)	Spaight, Was.	1	0	1
4t)	Stewart, Car.	1	1	0
4t)	Sullivan, LA-R	1	1	0
4t)	C. Thompson, Was.	1	1	0
4t)	Trufant, Atl.	1	0	1
4t)	Wentz, Phi.	1	1	0

WEEK 3 / THROUGH MONDAY, SEPTEMBER 25, 2017**NFC / OFFENSIVE FUMBLE RECOVERIES**

Rank	Player, Team	Ret	Yards	Avg	Long	TD
1t)	Glennon, Chi.	3	0	0.0	0	0
1t)	Wilson, Sea.	3	0	0.0	0	0
3)	Winston, T.B.	2	0	0.0	0	0
4t)	Brees, N.O.	1	0	0.0	0	0
4t)	Ja. Brown, Ariz	1	0	0.0	0	0
4t)	Cousins, Was.	1	0	0.0	0	0
4t)	Gurley, LA-R	1	0	0.0	0	0
4t)	Havenstein, LA-R	1	0	0.0	0	0
4t)	L. Johnson, Phi.	1	0	0.0	0	0
4t)	M. Kalil, Car.	1	0	0.0	0	0
4t)	Manning, NY-G	1	0	0.0	0	0
4t)	Massie, Chi.	1	0	0.0	0	0
4t)	Morgan, Min.	1	0	0.0	0	0
4t)	Newton, Car.	1	0	0.0	0	0
4t)	Palmer, Ariz	1	0	0.0	0	0
4t)	Rawls, Sea.	1	0	0.0	0	0
4t)	Redfern, Det.	1	0	0.0	0	0
4t)	Reed, Was.	1	0	0.0	0	0
4t)	Robertson-Harris, Chi.	1	0	0.0	0	0
4t)	A. Rodgers, G.B.	1	0	0.0	0	0
4t)	Shepard, NY-G	1	0	0.0	0	0
4t)	Sherman, Sea.	1	0	0.0	0	0
4t)	Stewart, Car.	1	0	0.0	0	0
4t)	Sullivan, LA-R	1	0	0.0	0	0
4t)	C. Thompson, Was.	1	0	0.0	0	0
4t)	Wentz, Phi.	1	0	0.0	0	0

NFC / DEFENSIVE FUMBLE RECOVERIES

Rank	Player, Team	Ret	Yards	Avg	Long	TD
1t)	Floyd, Chi.	1	21	21.0	21	0
1t)	Cox, Phi.	1	20	20.0	20t	1
1t)	*Davis, Det.	1	16	16.0	16	0
1t)	Trufant, Atl.	1	15	15.0	15t	1
1t)	M. Collins, Dal.	1	6	6.0	6	0
1t)	R. Robinson, S.F.	1	2	2.0	2	0
1t)	Apple, NY-G	1	0	0.0	0	0
1t)	Burton, Phi.	1	0	0.0	0	0
1t)	David, T.B.	1	0	0.0	0	0
1t)	Fackrell, G.B.	1	0	0.0	0	0
1t)	Foster, Was.	1	0	0.0	0	0
1t)	Hicks, Chi.	1	0	0.0	0	0
1t)	Hicks, Phi.	1	0	0.0	0	0
1t)	T. Johnson, LA-R	1	0	0.0	0	0
1t)	Kennard, NY-G	1	0	0.0	0	0
1t)	Lotulelei, Car.	1	0	0.0	0	0
1t)	Lynch, T.B.	1	0	0.0	0	0
1t)	McClain, Was.	1	0	0.0	0	0
1t)	McManis, Chi.	1	0	0.0	0	0
1t)	Nelson, S.F.	1	0	0.0	0	0
1t)	Robey-Coleman, LA-R	1	0	0.0	0	0
1t)	A. Robinson, S.F.	1	0	0.0	0	0
1t)	Rollins, G.B.	1	0	0.0	0	0
1t)	Spaight, Was.	1	0	0.0	0	0

WEEK 3 / THROUGH MONDAY, SEPTEMBER 25, 2017

NFL / LEADING PASSERS

Player, Team	Att	Comp	Pct		Avg		Pct			Pct Rating	
			Comp	Yds	Gain	TD	TD	Long	Int	Int	Points
A. Smith, K.C.	84	65	77.4	774	9.21	7	8.3	78t	0	0.0	132.7
Brady, N.E.	110	71	64.5	1092	9.93	8	7.3	54	0	0.0	121.5
Goff, LA-R	81	57	70.4	817	10.09	5	6.2	69	1	1.2	118.2
Brees, N.O.	111	76	68.5	867	7.81	6	5.4	52	0	0.0	109.7
Cousins, Was.	97	66	68.0	784	8.08	5	5.2	74	1	1.0	105.3
Keenum, Min.	70	45	64.3	536	7.66	3	4.3	59t	0	0.0	101.8
Carr, Oak.	91	64	70.3	610	6.70	6	6.6	39	2	2.2	101.4
Stafford, Det.	107	69	64.5	678	6.34	7	6.5	45t	1	0.9	100.1
Taylor, Buf.	79	53	67.1	562	7.11	4	5.1	47	1	1.3	99.2
Ryan, Atl.	93	64	68.8	867	9.32	4	4.3	88t	3	3.2	99.2
Roethlisberger, Pit.	110	69	62.7	741	6.74	5	4.5	51	1	0.9	93.8
Bortles, Jac.	86	51	59.3	592	6.88	6	7.0	35	2	2.3	93.8
A. Rodgers, G.B.	134	89	66.4	967	7.22	6	4.5	72	3	2.2	93.1
McCown, NY-J	86	60	69.8	602	7.00	3	3.5	69t	2	2.3	91.3
Wilson, Sea.	115	66	57.4	729	6.34	5	4.3	46	0	0.0	90.8
Wentz, Phi.	116	72	62.1	816	7.03	5	4.3	58t	2	1.7	90.3
Manning, NY-G	117	86	73.5	825	7.05	4	3.4	77t	4	3.4	89.9
Prescott, Dal.	107	67	62.6	689	6.44	5	4.7	53	2	1.9	88.9
Siemian, Den.	100	63	63.0	709	7.09	6	6.0	44	4	4.0	87.5
Mariota, Ten.	100	60	60.0	696	6.96	3	3.0	55t	1	1.0	86.9
Brissett, Ind.	64	39	60.9	526	8.22	1	1.6	61t	1	1.6	85.8
Winston, T.B.	70	46	65.7	532	7.60	3	4.3	32	3	4.3	84.9
Cutler, Mia.	77	50	64.9	450	5.84	2	2.6	31	1	1.3	83.8
Rivers, LA-C	112	73	65.2	760	6.79	4	3.6	44	4	3.6	81.7
Glennon, Chi.	107	72	67.3	615	5.75	3	2.8	22	3	2.8	79.8
*Watson, Hou.	80	49	61.3	528	6.60	3	3.8	35	3	3.8	77.5
Palmer, Ariz	132	75	56.8	925	7.01	4	3.0	46	4	3.0	76.1
Hoyer, S.F.	99	62	62.6	624	6.30	2	2.0	59	3	3.0	74.6
Newton, Car.	83	51	61.4	566	6.82	2	2.4	40t	4	4.8	69.7
Dalton, Cin.	93	57	61.3	606	6.52	2	2.2	50	4	4.3	69.6
Flacco, Bal.	69	42	60.9	366	5.30	3	4.3	48t	4	5.8	65.2
*Kizer, Cle.	108	57	52.8	646	5.98	3	2.8	38	7	6.5	53.2

NFL / LEADING PASSERS, RANKS

Player, Team	Att	Comp	Pct		Avg		Pct			Pct Rating	
			Comp	Yds	Gain	TD	TD	Long	Int	Int	Points
A. Smith, K.C.	23	14	1	10	4	2t	1		1t	1t	1
Brady, N.E.	8t	8	15	1	2	1	2		1t	1t	2
Goff, LA-R	25	21t	3	7	1	9t	6		6t	10	3
Brees, N.O.	7	3	7	4t	7	4t	8		1t	1t	4
Cousins, Was.	17	12t	8	9	6	9t	9		6t	9	5
Keenum, Min.	29t	30	17	27	8	20t	18t		1t	1t	6
Carr, Oak.	20	15t	4	21	22	4t	4		14t	16	7
Stafford, Det.	11t	9t	16	17	27	2t	5		6t	7	8
Taylor, Buf.	27	24	10	26	11	15t	10		6t	11	9
Ryan, Atl.	18t	15t	6	4t	3	15t	17		19t	23	10
Roethlisberger, Pit.	8t	9t	19	12	21	9t	12		6t	6	11
Bortles, Jac.	21t	25t	29	24	18	4t	3		14t	18t	12
A. Rodgers, G.B.	1	1	11	2	10	4t	13		19t	17	13
McCown, NY-J	21t	19t	5	23	16	20t	22		14t	18t	14
Wilson, Sea.	5	12t	30	13	26	9t	14t		1t	1t	15
Wentz, Phi.	4	6t	22	8	14	9t	16		14t	14	16
Manning, NY-G	3	2	2	6	13	15t	23		25t	24	17
Prescott, Dal.	11t	11	21	16	25	9t	11		14t	15	18
Siemian, Den.	14t	17	18	14	12	4t	7		25t	27	19
Mariota, Ten.	14t	19t	28	15	17	20t	25		6t	8	20
Brissett, Ind.	32	32	26	30	5	33t	32		6t	13	21
Winston, T.B.	29t	29	12	28	9	20t	18t		19t	28	22
Cutler, Mia.	28	27	14	31	30	29t	28		6t	12	23
Rivers, LA-C	6	5	13	11	20	15t	21		25t	25	24
Glennon, Chi.	11t	6t	9	20	31	20t	26		19t	20	25
*Watson, Hou.	26	28	25	29	23	20t	20		19t	26	26
Palmer, Ariz	2	4	31	3	15	15t	24		25t	21t	27
Hoyer, S.F.	16	18	20	19	28	29t	31		19t	21t	28
Newton, Car.	24	25t	23	25	19	29t	29		25t	30	29
Dalton, Cin.	18t	21t	24	22	24	29t	30		25t	29	30
Flacco, Bal.	31	31	27	32	32	20t	14t		25t	31	31
*Kizer, Cle.	10	21t	32	18	29	20t	27		32	32	32

WEEK 3 / THROUGH MONDAY, SEPTEMBER 25, 2017**NFL / FOURTH-QUARTER PASSING LEADERS**

Rank	Player, Team	Att	Comp	Comp%	Yards	YPA	TD	TD%	Int	Int%	Rating
1)	Bortles, Jac.	13	10	76.9	145	11.15	1	7.7	0	0.0	138.3
2)	A. Smith, K.C.	24	16	66.7	248	10.33	2	8.3	0	0.0	128.5
3)	Ryan, Atl.	21	14	66.7	270	12.86	2	9.5	1	4.8	121.6
4)	Wilson, Sea.	33	21	63.6	258	7.82	3	9.1	0	0.0	118.0
5)	Brees, N.O.	35	29	82.9	265	7.57	2	5.7	0	0.0	117.3
6)	Manning, NY-G	46	34	73.9	392	8.52	3	6.5	1	2.2	111.9
7)	Mallett, Bal.	9	6	66.7	36	4.00	1	11.1	0	0.0	111.3
8)	A. Rodgers, G.B.	44	29	65.9	301	6.84	3	6.8	0	0.0	108.2
9)	Carr, Oak.	33	24	72.7	195	5.91	2	6.1	0	0.0	107.5
10)	Brady, N.E.	26	16	61.5	232	8.92	1	3.8	0	0.0	103.4
11)	Stafford, Det.	28	14	50.0	222	7.93	2	7.1	0	0.0	100.6
12)	Prescott, Dal.	30	18	60.0	265	8.83	2	6.7	1	3.3	97.2
13)	Rivers, LA-C	46	30	65.2	282	6.13	2	4.3	0	0.0	96.5
14)	Hoyer, S.F.	30	18	60.0	153	5.10	2	6.7	0	0.0	95.6
15)	Taylor, Buf.	19	14	73.7	110	5.79	0	0.0	0	0.0	87.6
16)	Mariota, Ten.	23	12	52.2	148	6.43	1	4.3	0	0.0	86.9
17)	Glennon, Chi.	61	40	65.6	376	6.16	2	3.3	1	1.6	86.5
18)	Cousins, Was.	20	13	65.0	160	8.00	1	5.0	1	5.0	85.4
19)	Roethlisberger, Pit.	29	21	72.4	235	8.10	0	0.0	1	3.4	81.8
20)	Brissett, Ind.	17	10	58.8	124	7.29	0	0.0	0	0.0	81.5
21)	Palmer, Ariz	45	23	51.1	336	7.47	2	4.4	1	2.2	81.3
22)	Goff, LA-R	12	7	58.3	107	8.92	1	8.3	1	8.3	80.9
23)	Cutler, Mia.	31	20	64.5	203	6.55	1	3.2	1	3.2	80.4
24)	Keenum, Min.	16	9	56.3	89	5.56	0	0.0	0	0.0	72.1
25)	Wentz, Phi.	40	22	55.0	222	5.55	1	2.5	1	2.5	69.0
26)	*Kizer, Cle.	46	23	50.0	259	5.63	2	4.3	3	6.5	54.5
27)	Dalton, Cin.	26	13	50.0	155	5.96	0	0.0	1	3.8	52.6
28)	*Watson, Hou.	28	16	57.1	218	7.79	0	0.0	2	7.1	52.4
29)	Winston, T.B.	14	9	64.3	89	6.36	0	0.0	2	14.3	42.6
30)	Newton, Car.	15	10	66.7	85	5.67	0	0.0	2	13.3	41.7
31)	McCown, NY-J	18	9	50.0	77	4.28	1	5.6	2	11.1	40.5
32)	Siemian, Den.	14	7	50.0	120	8.57	0	0.0	2	14.3	39.9

NFL / THIRD-DOWN PASSING LEADERS

Rank	Player, Team	Att	Comp	Comp%	Yards	YPA	TD	TD%	Int	Int%	Rating
1)	Brady, N.E.	28	20	71.4	301	10.75	3	10.7	0	0.0	142.1
2)	Goff, LA-R	27	20	74.1	233	8.63	4	14.8	0	0.0	139.4
3)	Ryan, Atl.	18	12	66.7	218	12.11	1	5.6	0	0.0	126.6
4)	Siemian, Den.	30	19	63.3	241	8.03	4	13.3	1	3.3	114.0
5)	McCown, NY-J	27	22	81.5	242	8.96	2	7.4	1	3.7	113.3
6)	Cousins, Was.	33	21	63.6	287	8.70	3	9.1	1	3.0	109.0
7)	A. Smith, K.C.	19	14	73.7	123	6.47	1	5.3	0	0.0	108.0
8)	Keenum, Min.	23	15	65.2	204	8.87	1	4.3	0	0.0	107.9
9)	Wentz, Phi.	34	22	64.7	283	8.32	3	8.8	1	2.9	107.8
10)	Brissett, Ind.	24	15	62.5	213	8.88	1	4.2	0	0.0	105.0
11)	Stafford, Det.	35	23	65.7	204	5.83	2	5.7	0	0.0	100.2
12)	Taylor, Buf.	26	18	69.2	174	6.69	2	7.7	1	3.8	97.3
13)	Brees, N.O.	30	19	63.3	220	7.33	1	3.3	0	0.0	96.5
14)	A. Rodgers, G.B.	30	16	53.3	251	8.37	2	6.7	1	3.3	89.7
15)	Manning, NY-G	29	21	72.4	187	6.45	0	0.0	0	0.0	89.3
16t)	Hoyer, S.F.	29	18	62.1	140	4.83	1	3.4	0	0.0	85.4
16t)	Roethlisberger, Pit.	28	15	53.6	120	4.29	3	10.7	1	3.6	85.4
18)	Flacco, Bal.	17	8	47.1	86	5.06	1	5.9	0	0.0	82.0
19)	Winston, T.B.	13	8	61.5	85	6.54	0	0.0	0	0.0	80.6
20)	Cutler, Mia.	18	12	66.7	83	4.61	0	0.0	0	0.0	76.9
21)	Prescott, Dal.	29	18	62.1	147	5.07	0	0.0	0	0.0	74.9
22)	Glennon, Chi.	30	21	70.0	223	7.43	1	3.3	2	6.7	74.7
23)	Wilson, Sea.	36	17	47.2	121	3.36	2	5.6	0	0.0	74.0
24)	Mariota, Ten.	34	18	52.9	219	6.44	0	0.0	0	0.0	73.0
25)	Palmer, Ariz	39	21	53.8	256	6.56	1	2.6	1	2.6	72.2
26)	Carr, Oak.	24	14	58.3	137	5.71	1	4.2	1	4.2	71.0
27)	*Watson, Hou.	15	8	53.3	61	4.07	0	0.0	0	0.0	63.5
28)	Bortles, Jac.	27	11	40.7	120	4.44	1	3.7	1	3.7	51.5
29)	Newton, Car.	23	12	52.2	136	5.91	1	4.3	2	8.7	48.5
30)	Dalton, Cin.	23	11	47.8	121	5.26	1	4.3	2	8.7	42.1
31)	*Kizer, Cle.	23	9	39.1	131	5.70	0	0.0	2	8.7	22.2
32)	Rivers, LA-C	28	14	50.0	111	3.96	0	0.0	3	10.7	20.7

WEEK 3 / THROUGH MONDAY, SEPTEMBER 25, 2017**NFL / LEADING RUSHERS**

Rank	Player, Team	Att	Yards	Avg	Long	TD
1)	*K. Hunt, K.C.	47	401	8.5	69t	4
2)	*Cook, Min.	61	288	4.7	33	1
3)	Hyde, S.F.	49	253	5.2	61	2
4)	Gurley, LA-R	63	241	3.8	29	4
5)	C. Anderson, Den.	53	235	4.4	32	1
6)	Freeman, Atl.	52	227	4.4	18	4
7)	*Fournette, Jac.	57	199	3.5	17	3
8)	Howard, Chi.	45	197	4.4	19t	3
9)	E. Elliott, Dal.	55	192	3.5	30	1
10)	Murray, Ten.	35	184	5.3	75t	1
11)	L. Miller, Hou.	49	182	3.7	19	0
12)	Bell, Pit.	52	180	3.5	15	1
13)	Henry, Ten.	33	171	5.2	25	1
14)	*Carson, Sea.	37	166	4.5	30	0
15)	Abdullah, Det.	46	163	3.5	34	0
16)	Stewart, Car.	45	162	3.6	17	0
17)	*Cohen, Chi.	24	157	6.5	46	0
18)	Allen, Bal.	43	152	3.5	37	0
19)	Gordon, LA-C	44	146	3.3	21	2
20t)	Gillislee, N.E.	45	145	3.2	16	4
20t)	Gore, Ind.	49	145	3.0	21	2
22)	Charles, Den.	28	142	5.1	19	1
23)	McCoy, Buf.	48	140	2.9	27	0
24)	Lynch, Oak.	36	139	3.9	14	1
25)	Ajayi, Mia.	39	138	3.5	20	0
26)	West, Bal.	33	128	3.9	12	2
27)	Ingram, N.O.	28	125	4.5	28	0
28t)	Collins, Bal.	16	124	7.8	19	0
28t)	Montgomery, G.B.	41	124	3.0	8	2
28t)	*Watson, Hou. (QB)	15	124	8.3	49t	1
31)	C. Thompson, Was.	14	119	8.5	61t	2
32)	*Perine, Was.	40	116	2.9	12	0
33)	Crowell, Cle.	39	114	2.9	17	0
34)	Blount, Phi.	26	113	4.3	20	1
35)	Kelley, Was.	22	108	4.9	21	0
36)	*Mixon, Cin.	35	107	3.1	20	0
37)	Taylor, Buf. (QB)	24	106	4.4	14	0
38)	T. Coleman, Atl.	20	104	5.2	35	0
39)	Wilson, Sea. (QB)	21	100	4.8	29	0
40)	Forte, NY-J	23	94	4.1	16	0
41t)	C. Grant, Jac.	7	88	12.6	58	0
41t)	Tolbert, Buf.	26	88	3.4	16	1
43)	*Kizer, Cle. (QB)	17	87	5.1	13	2
44)	Richard, Oak.	13	84	6.5	52t	1
45)	Wentz, Phi. (QB)	14	83	5.9	24	0
46)	Rodgers, T.B.	24	82	3.4	10	1
47)	Smallwood, Phi.	19	79	4.2	20	0
48t)	Bernard, Cin.	15	77	5.1	25	0
48t)	Mariota, Ten. (QB)	16	77	4.8	15	1
48t)	Peterson, N.O.	23	77	3.3	11	0

WEEK 3 / THROUGH MONDAY, SEPTEMBER 25, 2017**NFL / THIRD-AND-ONE RUSHING LEADERS**

Rank	Player, Team	Att	FD	Pct
1t)	Freeman, Atl.	4	4	100.0
1t)	Palmer, Ariz	3	3	100.0
1t)	Turbin, Ind.	3	3	100.0
1t)	Charles, Den.	2	2	100.0
1t)	Henry, Ten.	2	2	100.0
1t)	*K. Hunt, K.C.	2	2	100.0
1t)	Ivory, Jac.	2	2	100.0
1t)	Rodgers, T.B.	2	2	100.0
1t)	Stewart, Car.	2	2	100.0
1t)	West, Bal.	2	2	100.0
1t)	Ajayi, Mia.	1	1	100.0
1t)	Allen, Bal.	1	1	100.0
1t)	Brissett, Ind.	1	1	100.0
1t)	Burton, Chi.	1	1	100.0
1t)	*Cook, Min.	1	1	100.0
1t)	E. Elliott, Dal.	1	1	100.0
1t)	Hill, Cin.	1	1	100.0
1t)	Janovich, Den.	1	1	100.0
1t)	*Kizer, Cle.	1	1	100.0
1t)	Lynch, Oak.	1	1	100.0
1t)	*McCaffrey, Car.	1	1	100.0
1t)	Montgomery, G.B.	1	1	100.0
1t)	Murray, Min.	1	1	100.0
1t)	Newton, Car.	1	1	100.0
1t)	Patterson, Oak.	1	1	100.0
1t)	Prescott, Dal.	1	1	100.0
1t)	A. Smith, K.C.	1	1	100.0
1t)	D. Washington, Det.	1	1	100.0
1t)	*Watson, Hou.	1	1	100.0
1t)	Watson, Pit.	1	1	100.0
1t)	K. Williams, Ariz	1	1	100.0
1t)	Wilson, Sea.	1	1	100.0
33)	Dalton, Cin.	3	2	66.7
34)	Gurley, LA-R	5	3	60.0
35t)	Blount, Phi.	2	1	50.0
35t)	T. Coleman, Atl.	2	1	50.0
35t)	Darkwa, NY-G	2	1	50.0
35t)	Gillislee, N.E.	2	1	50.0
35t)	Powell, NY-J	2	1	50.0
40)	*Foreman, Hou.	3	1	33.3
41)	Hyde, S.F.	4	1	25.0

WEEK 3 / THROUGH MONDAY, SEPTEMBER 25, 2017**NFL / LEADERS IN RECEPTIONS**

Rank	Player, Team	Rec	Yards	Avg	Long	TD
1)	Brown, Pit.	26	354	13.6	50	1
2)	Fitzgerald, Ariz	22	244	11.1	37	1
3t)	Ertz, Phi. (TE)	21	245	11.7	53	1
3t)	Hopkins, Hou.	21	204	9.7	25	1
3t)	Tate, Det.	21	190	9.0	19	1
6t)	Green, Cin.	20	252	12.6	50	1
6t)	Baldwin, Sea.	20	212	10.6	36	1
6t)	*Cohen, Chi. (RB)	20	126	6.3	19t	1
9t)	Thielen, Min.	19	299	15.7	45	0
9t)	Allen, LA-C	19	196	10.3	24	1
9t)	Landry, Mia.	19	126	6.6	18	0
12t)	*McCaffrey, Car. (RB)	18	173	9.6	37	0
12t)	Witten, Dal. (TE)	18	159	8.8	28t	2
12t)	McCoy, Buf. (RB)	18	131	7.3	21	0
12t)	Montgomery, G.B. (RB)	18	129	7.2	23	1
16t)	Diggs, Min.	17	293	17.2	59t	4
16t)	De. Thomas, Den.	17	236	13.9	29	0
16t)	Thomas, N.O.	17	221	13.0	33	1
19t)	Ju. Jones, Atl.	16	265	16.6	34	0
19t)	Hill, K.C.	16	253	15.8	75t	2
19t)	Garcon, S.F.	16	249	15.6	59	0
19t)	Gronkowski, N.E. (TE)	16	238	14.9	53t	2
19t)	Shepard, NY-G	16	200	12.5	77t	1
19t)	Sanders, Den.	16	163	10.2	29	2
25t)	Walker, Ten. (TE)	15	168	11.2	23	0
25t)	Sanu, Atl.	15	160	10.7	24	1
25t)	Cobb, G.B.	15	145	9.7	29	0
28t)	Hilton, Ind.	14	259	18.5	61t	1
28t)	D. Adams, G.B.	14	206	14.7	41	1
28t)	Matthews, Ten.	14	201	14.4	55t	1
28t)	Jeffery, Phi.	14	186	13.3	24	1
28t)	Kearse, NY-J	14	165	11.8	34t	2
28t)	M. Evans, T.B.	14	160	11.4	18	1
28t)	Kelce, K.C. (TE)	14	144	10.3	44	1
28t)	Vereen, NY-G (RB)	14	96	6.9	20	0
36t)	C. Thompson, Was. (RB)	13	231	17.8	74	2
36t)	Watkins, LA-R	13	194	14.9	47	2
36t)	Crabtree, Oak.	13	170	13.1	26t	3
36t)	Gurley, LA-R (RB)	13	140	10.8	28	2
36t)	*Engram, NY-G (TE)	13	138	10.6	31	1
36t)	Williams, Dal.	13	132	10.2	23	0
36t)	Nelson, G.B.	13	131	10.1	32t	3
36t)	J. Cook, Oak. (TE)	13	124	9.5	22	1
36t)	Beckham, NY-G	13	115	8.8	16	2
36t)	C. Clay, Buf. (TE)	13	115	8.8	35	2
36t)	Crowder, Was.	13	113	8.7	30	0
36t)	Riddick, Det. (RB)	13	82	6.3	16	1
36t)	Bell, Pit. (RB)	13	56	4.3	12	0
49t)	Parker, Mia.	12	161	13.4	31	1
49t)	Hurns, Jac.	12	144	12.0	20	2
49t)	Doyle, Ind. (TE)	12	136	11.3	21	0
49t)	White, N.E. (RB)	12	126	10.5	26	0
49t)	Gordon, LA-C (RB)	12	90	7.5	16	1
49t)	James, Pit. (TE)	12	87	7.3	19	2
49t)	E. Elliott, Dal. (RB)	12	64	5.3	30	0
49t)	Hyde, S.F. (RB)	12	61	5.1	10	0

WEEK 3 / THROUGH MONDAY, SEPTEMBER 25, 2017**NFL / RECEIVING YARDAGE LEADERS**

Rank	Player, Team	Yards	Rec	Avg	Long	TD
1)	Brown, Pit.	354	26	13.6	50	1
2)	Thielen, Min.	299	19	15.7	45	0
3)	Diggs, Min.	293	17	17.2	59t	4
4)	Ju. Jones, Atl.	265	16	16.6	34	0
5)	Hilton, Ind.	259	14	18.5	61t	1
6)	Cooks, N.E.	256	10	25.6	54	2
7)	Hill, K.C.	253	16	15.8	75t	2
8)	Green, Cin.	252	20	12.6	50	1
9)	Garcon, S.F.	249	16	15.6	59	0
10)	Ertz, Phi. (TE)	245	21	11.7	53	1
11)	Fitzgerald, Ariz	244	22	11.1	37	1
12)	Gronkowski, N.E. (TE)	238	16	14.9	53t	2
13)	De. Thomas, Den.	236	17	13.9	29	0
14)	C. Thompson, Was. (RB)	231	13	17.8	74	2
15)	Thomas, N.O.	221	17	13.0	33	1
16)	Baldwin, Sea.	212	20	10.6	36	1
17)	D. Adams, G.B.	206	14	14.7	41	1
18)	Hopkins, Hou.	204	21	9.7	25	1
19)	Matthews, Ten.	201	14	14.4	55t	1
20)	Shepard, NY-G	200	16	12.5	77t	1
21)	Allen, LA-C	196	19	10.3	24	1
22)	Watkins, LA-R	194	13	14.9	47	2
23)	Tate, Det.	190	21	9.0	19	1
24)	Jeffery, Phi.	186	14	13.3	24	1
25)	*McCaffrey, Car. (RB)	173	18	9.6	37	0
26)	Crabtree, Oak.	170	13	13.1	26t	3
27)	Woods, LA-R	169	10	16.9	31	0
28)	Walker, Ten. (TE)	168	15	11.2	23	0
29)	Kearse, NY-J	165	14	11.8	34t	2
30t)	Nelson, Ariz	163	10	16.3	45t	2
30t)	Sanders, Den.	163	16	10.2	29	2
32)	Parker, Mia.	161	12	13.4	31	1
33t)	M. Evans, T.B.	160	14	11.4	18	1
33t)	D. Johnson, Cle. (RB)	160	11	14.5	34	0
33t)	Sanu, Atl.	160	15	10.7	24	1
36t)	Benjamin, LA-C	159	9	17.7	44	1
36t)	Witten, Dal. (TE)	159	18	8.8	28t	2
38)	Hogan, N.E.	154	10	15.4	47t	3
39)	Matthews, Buf.	152	8	19.0	47	0
40)	Amendola, N.E.	148	9	16.4	27	0
41t)	Allison, G.B.	146	9	16.2	72	0
41t)	Funchess, Car.	146	10	14.6	24	0
43t)	Anderson, NY-J	145	9	16.1	69t	1
43t)	Cobb, G.B.	145	15	9.7	29	0
45t)	Hooper, Atl. (TE)	144	5	28.8	88t	1
45t)	Hurns, Jac.	144	12	12.0	20	2
45t)	Kelce, K.C. (TE)	144	14	10.3	44	1
48)	Lee, Jac.	141	11	12.8	35	0
49)	Gurley, LA-R (RB)	140	13	10.8	28	2
50t)	Butler, Dal.	138	4	34.5	53	1
50t)	*Engram, NY-G (TE)	138	13	10.6	31	1

WEEK 3 / THROUGH MONDAY, SEPTEMBER 25, 2017**NFL / THIRD-DOWN RECEIVING LEADERS**

Rank	Player, Team	Rec	Yards	Avg	Long	TD
1t)	Gronkowski, N.E. (TE)	9	140	15.6	53t	2
1t)	Tate, Det.	9	91	10.1	19	0
3t)	Fitzgerald, Ariz	8	87	10.9	33	0
3t)	Landry, Mia.	8	40	5.0	12	0
5t)	De. Thomas, Den.	7	134	19.1	29	0
5t)	Kearse, NY-J	7	104	14.9	34t	2
5t)	Brown, Pit.	7	61	8.7	12	0
5t)	Allen, LA-C	7	58	8.3	17	0
9t)	C. Thompson, Was. (RB)	6	134	22.3	74	1
9t)	Diggs, Min.	6	103	17.2	59t	2
9t)	Thielen, Min.	6	83	13.8	27	0
9t)	Watkins, LA-R	6	69	11.5	28	2
9t)	Ertz, Phi. (TE)	6	67	11.2	23	1
9t)	Hill, K.C.	6	61	10.2	14	0
9t)	McCoy, Buf. (RB)	6	55	9.2	18	0
9t)	Crowder, Was.	6	44	7.3	21	0
17t)	Agholor, Phi.	5	86	17.2	58t	1
17t)	*Kupp, LA-R	5	76	15.2	28	1
17t)	Gurley, LA-R (RB)	5	73	14.6	28	1
17t)	Matthews, Ten.	5	73	14.6	24	0
17t)	Nelson, G.B.	5	70	14.0	32t	2
17t)	Jeffery, Phi.	5	59	11.8	13	0
17t)	Beckham, NY-G	5	54	10.8	16	0
17t)	Thomas, N.O.	5	54	10.8	16	0
17t)	*Engram, NY-G (TE)	5	50	10.0	17	0
17t)	*Cohen, Chi. (RB)	5	45	9.0	14	0
17t)	E. Elliott, Dal. (RB)	5	44	8.8	30	0
17t)	Witten, Dal. (TE)	5	29	5.8	9	0
29t)	Hilton, Ind.	4	104	26.0	61t	1
29t)	Allison, G.B.	4	94	23.5	72	0
29t)	D. Johnson, Cle. (RB)	4	77	19.3	34	0
29t)	Amendola, N.E.	4	71	17.8	27	0
29t)	Matthews, Buf.	4	71	17.8	28	0
29t)	Rudolph, Min. (TE)	4	59	14.8	27	1
29t)	Cooper, Oak.	4	54	13.5	23	0
29t)	*McCaffrey, Car. (RB)	4	51	12.8	16	0
29t)	Thompson, Chi.	4	51	12.8	15	1
29t)	Walker, Ten. (TE)	4	44	11.0	19	0
29t)	Williams, Dal.	4	43	10.8	23	0
29t)	Brate, T.B. (TE)	4	41	10.3	18	0
29t)	Fowler, Den.	4	41	10.3	20	2
29t)	Doyle, Ind. (TE)	4	39	9.8	11	0
29t)	Lee, Jac.	4	34	8.5	14	0
29t)	Beasley, Dal.	4	31	7.8	12	0
29t)	Baldwin, Sea.	4	28	7.0	10	1
29t)	Ebron, Det. (TE)	4	27	6.8	8	1
29t)	C. Clay, Buf. (TE)	4	26	6.5	13	1
29t)	Hyde, S.F. (RB)	4	22	5.5	8	0
29t)	McKinnon, Min. (RB)	4	15	3.8	7	0
29t)	Graham, Sea. (TE)	4	11	2.8	6	0
29t)	Riddick, Det. (RB)	4	7	1.8	5	0

WEEK 3 / THROUGH MONDAY, SEPTEMBER 25, 2017**NFL / LEADING SCORERS, NONKICKERS**

Rank	Player, Team	TD	Rush	Rec	Ret	X2	Pts
1t)	Gurley, LA-R (RB)	6	4	2	0	0	36
1t)	*K. Hunt, K.C. (RB)	6	4	2	0	0	36
3t)	Diggs, Min. (WR)	4	0	4	0	0	24
3t)	Freeman, Atl. (RB)	4	4	0	0	0	24
3t)	Gillislee, N.E. (RB)	4	4	0	0	0	24
3t)	C. Thompson, Was. (RB)	4	2	2	0	0	24
7t)	Crabtree, Oak. (WR)	3	0	3	0	0	18
7t)	*Fournette, Jac. (RB)	3	3	0	0	0	18
7t)	Gordon, LA-C (RB)	3	2	1	0	0	18
7t)	Hogan, N.E. (WR)	3	0	3	0	0	18
7t)	Howard, Chi. (RB)	3	3	0	0	0	18
7t)	Lewis, Jac. (TE)	3	0	3	0	0	18
7t)	Montgomery, G.B. (RB)	3	2	1	0	0	18
7t)	Nelson, G.B. (WR)	3	0	3	0	0	18
15)	Cooks, N.E. (WR)	2	0	2	0	1	14
16t)	Agholor, Phi. (WR)	2	0	2	0	0	12
16t)	C. Anderson, Den. (RB)	2	1	1	0	0	12
16t)	Beckham, NY-G (WR)	2	0	2	0	0	12
16t)	Blount, Phi. (RB)	2	1	1	0	0	12
16t)	Brissett, Ind. (QB)	2	2	0	0	0	12
16t)	Bryant, Dal. (WR)	2	0	2	0	0	12
16t)	C. Clay, Buf. (TE)	2	0	2	0	0	12
16t)	Coleman, N.O. (WR)	2	0	2	0	0	12
16t)	Fleener, N.O. (TE)	2	0	2	0	0	12
16t)	Fowler, Den. (WR)	2	0	2	0	0	12
16t)	*Golladay, Det. (WR)	2	0	2	0	0	12
16t)	Gore, Ind. (RB)	2	2	0	0	0	12
16t)	Gronkowski, N.E. (TE)	2	0	2	0	0	12
16t)	Hill, K.C. (WR)	2	0	2	0	0	12
16t)	Holmes, Buf. (WR)	2	0	2	0	0	12
16t)	Hurns, Jac. (WR)	2	0	2	0	0	12
16t)	Hyde, S.F. (RB)	2	2	0	0	0	12
16t)	James, Pit. (TE)	2	0	2	0	0	12
16t)	M. Jones, Det. (WR)	2	0	2	0	0	12
16t)	Kearse, NY-J (WR)	2	0	2	0	0	12
16t)	*Kizer, Cle. (QB)	2	2	0	0	0	12
16t)	Maclin, Bal. (WR)	2	0	2	0	0	12
16t)	Nelson, Ariz (WR)	2	0	2	0	0	12
16t)	*Njoku, Cle. (TE)	2	0	2	0	0	12
16t)	P. Richardson, Sea. (WR)	2	0	2	0	0	12
16t)	Sanders, Den. (WR)	2	0	2	0	0	12
16t)	*J. Smith, Ten. (TE)	2	0	2	0	0	12
16t)	Watkins, LA-R (WR)	2	0	2	0	0	12
16t)	West, Bal. (RB)	2	2	0	0	0	12
16t)	Witten, Dal. (TE)	2	0	2	0	0	12
46)	Jeffery, Phi. (WR)	1	0	1	0	1	8

WEEK 3 / THROUGH MONDAY, SEPTEMBER 25, 2017**NFL / LEADING SCORERS, KICKERS**

Rank	Player, Team	PAT	FG	Pct	Long	Pts
1)	Succop, Ten.	8/ 8	10/11	.909	52	38
2t)	Bryant, Atl.	9/ 9	8/ 8	1.000	53	33
2t)	Zuerlein, LA-R	12/12	7/ 7	1.000	50	33
4)	Lutz, N.O.	7/ 7	8/10	.800	50	31
5)	Myers, Jac.	8/ 9	7/ 8	.875	45	29
6t)	Gano, Car.	3/ 3	8/ 8	1.000	48	27
6t)	Tavecchio, Oak.	9/ 9	6/ 6	1.000	52	27
8t)	Gostkowski, N.E.	10/11	5/ 5	1.000	32	25
8t)	Prater, Det.	7/ 7	6/ 6	1.000	58	25
10)	Forbath, Min.	6/ 8	6/ 6	1.000	45	24
11t)	Fairbairn, Hou.	5/ 5	6/ 6	1.000	42	23
11t)	Hopkins, Was.	8/ 8	5/ 7	.714	41	23
13t)	Bailey, Dal.	7/ 7	5/ 5	1.000	56	22
13t)	Boswell, Pit.	7/ 7	5/ 6	.833	46	22
13t)	Catanzaro, NY-J	4/ 4	6/ 7	.857	52	22
13t)	McManus, Den.	10/10	4/ 6	.667	38	22
17t)	Gould, S.F.	3/ 4	6/ 6	1.000	48	21
17t)	Santos, K.C.	12/12	3/ 3	1.000	39	21
19t)	Dawson, Ariz	5/ 5	5/ 8	.625	40	20
19t)	Hauschka, Buf.	5/ 5	5/ 6	.833	55	20
21)	Crosby, G.B.	7/ 7	4/ 4	1.000	40	19
22)	Walsh, Sea.	3/ 4	5/ 5	1.000	41	18
23t)	*Elliott, Cin.-Phi.	5/ 5	4/ 6	.667	61	17
23t)	Vinatieri, Ind.	5/ 6	4/ 5	.800	46	17
25)	Folk, T.B.	4/ 5	4/ 4	1.000	50	16
26t)	Bullock, Cin.	3/ 3	4/ 5	.800	46	15
26t)	Tucker, Bal.	6/ 6	3/ 4	.750	28	15
28t)	Parkey, Mia.	1/ 2	4/ 4	1.000	54	13
28t)	Rosas, NY-G	4/ 4	3/ 3	1.000	41	13
30t)	*Gonzalez, Cle.	6/ 6	2/ 2	1.000	38	12
30t)	*Koo, LA-C	6/ 6	2/ 5	.400	41	12
32)	Barth, Chi.	5/ 5	2/ 3	.667	54	11
33)	Sturgis, Phi.	1/ 2	3/ 3	1.000	50	10

NFL / TOUCHBACKS ON KICKOFFS

Rank	Player, Team	TB
1)	Zuerlein, LA-R	17
2t)	Bosher, Atl.	16
2t)	Myers, Jac.	16
4t)	McManus, Den.	14
4t)	Tavecchio, Oak.	14
6t)	Gano, Car.	13
6t)	Succop, Ten.	13
8)	Hopkins, Was.	11
9t)	Bailey, Dal.	10
9t)	Boswell, Pit.	10
9t)	Fairbairn, Hou.	10
9t)	Lutz, N.O.	10
9t)	*Sanchez, Ind.	10
9t)	Santos, K.C.	10
15t)	Crosby, G.B.	9
15t)	Forbath, Min.	9
15t)	*Gonzalez, Cle.	9
15t)	Locke, Det.	9
19t)	Bullock, Cin.	8
19t)	Catanzaro, NY-J	8
19t)	Pinion, S.F.	8
19t)	Tucker, Bal.	8
23t)	Barth, Chi.	7
23t)	Folk, T.B.	7
23t)	Hauschka, Buf.	7
26t)	Dawson, Ariz	6
26t)	Gostkowski, N.E.	6
26t)	Walsh, Sea.	6
29t)	*Elliott, Cin.-Phi.	4
29t)	*Koo, LA-C	4
29t)	Prater, Det.	4
32t)	Parkey, Mia.	3
32t)	Rosas, NY-G	3
34)	Sturgis, Phi.	2

WEEK 3 / THROUGH MONDAY, SEPTEMBER 25, 2017**NFL / MOST YARDS FROM SCRIMMAGE**

Rank	Player, Team	Total			Rushing			Receiving		
		Yards	Att+Rec	Avg	Yards	Att	Avg	Yards	Rec	Avg
1)	*K. Hunt, K.C. (RB)	538	56	9.6	401	47	8.5	137	9	15.2
2)	Gurley, LA-R (RB)	381	76	5.0	241	63	3.8	140	13	10.8
3)	*Cook, Min. (RB)	370	71	5.2	288	61	4.7	82	10	8.2
4)	Brown, Pit. (WR)	354	26	13.6	0	0	---	354	26	13.6
5)	C. Thompson, Was. (RB)	350	27	13.0	119	14	8.5	231	13	17.8
6)	Hyde, S.F. (RB)	314	61	5.1	253	49	5.2	61	12	5.1
7)	Thielen, Min. (WR)	299	19	15.7	0	0	---	299	19	15.7
8)	Diggs, Min. (WR)	291	19	15.3	-2	2	-1.0	293	17	17.2
9)	C. Anderson, Den. (RB)	285	59	4.8	235	53	4.4	50	6	8.3
10)	*Cohen, Chi. (RB)	283	44	6.4	157	24	6.5	126	20	6.3
11t)	Freeman, Atl. (RB)	277	59	4.7	227	52	4.4	50	7	7.1
11t)	Hill, K.C. (WR)	277	22	12.6	24	6	4.0	253	16	15.8
13)	McCoy, Buf. (RB)	271	66	4.1	140	48	2.9	131	18	7.3
14t)	*Fournette, Jac. (RB)	265	65	4.1	199	57	3.5	66	8	8.3
14t)	Ju. Jones, Atl. (WR)	265	16	16.6	0	0	---	265	16	16.6
16)	Cooks, N.E. (WR)	262	12	21.8	6	2	3.0	256	10	25.6
17)	Hilton, Ind. (WR)	259	14	18.5	0	0	---	259	14	18.5
18)	E. Elliott, Dal. (RB)	256	67	3.8	192	55	3.5	64	12	5.3
19)	Montgomery, G.B. (RB)	253	59	4.3	124	41	3.0	129	18	7.2
20)	Green, Cin. (WR)	252	20	12.6	0	0	---	252	20	12.6
21)	Garcon, S.F. (WR)	249	16	15.6	0	0	---	249	16	15.6
22t)	*McCaffrey, Car. (RB)	246	43	5.7	73	25	2.9	173	18	9.6
22t)	L. Miller, Hou. (RB)	246	55	4.5	182	49	3.7	64	6	10.7
24)	Ertz, Phi. (TE)	245	21	11.7	0	0	---	245	21	11.7
25)	Fitzgerald, Ariz (WR)	244	22	11.1	0	0	---	244	22	11.1
26)	Gronkowski, N.E. (TE)	238	16	14.9	0	0	---	238	16	14.9
27)	Howard, Chi. (RB)	237	53	4.5	197	45	4.4	40	8	5.0
28t)	Bell, Pit. (RB)	236	65	3.6	180	52	3.5	56	13	4.3
28t)	Gordon, LA-C (RB)	236	56	4.2	146	44	3.3	90	12	7.5
28t)	De. Thomas, Den. (WR)	236	17	13.9	0	0	---	236	17	13.9
31)	Ingram, N.O. (RB)	233	39	6.0	125	28	4.5	108	11	9.8
32)	Thomas, N.O. (WR)	221	17	13.0	0	0	---	221	17	13.0
33t)	Abdullah, Det. (RB)	213	52	4.1	163	46	3.5	50	6	8.3
33t)	Shepard, NY-G (WR)	213	19	11.2	13	3	4.3	200	16	12.5
35)	Baldwin, Sea. (WR)	209	21	10.0	-3	1	-3.0	212	20	10.6
36)	Murray, Ten. (RB)	208	39	5.3	184	35	5.3	24	4	6.0
37)	D. Adams, G.B. (WR)	206	14	14.7	0	0	---	206	14	14.7
38t)	Hopkins, Hou. (WR)	204	21	9.7	0	0	---	204	21	9.7
38t)	D. Johnson, Cle. (RB)	204	17	12.0	44	6	7.3	160	11	14.5
40t)	*Carson, Sea. (RB)	201	41	4.9	166	37	4.5	35	4	8.8
40t)	Matthews, Ten. (WR)	201	14	14.4	0	0	---	201	14	14.4
42)	Allen, Bal. (RB)	200	53	3.8	152	43	3.5	48	10	4.8
43)	Tate, Det. (WR)	197	23	8.6	7	2	3.5	190	21	9.0
44)	Allen, LA-C (WR)	196	19	10.3	0	0	---	196	19	10.3
45)	Watkins, LA-R (WR)	194	13	14.9	0	0	---	194	13	14.9
46t)	T. Coleman, Atl. (RB)	192	29	6.6	104	20	5.2	88	9	9.8
46t)	White, N.E. (RB)	192	29	6.6	66	17	3.9	126	12	10.5
48)	Jeffery, Phi. (WR)	186	14	13.3	0	0	---	186	14	13.3
49)	Stewart, Car. (RB)	183	48	3.8	162	45	3.6	21	3	7.0
50)	Henry, Ten. (RB)	181	34	5.3	171	33	5.2	10	1	10.0

WEEK 3 / THROUGH MONDAY, SEPTEMBER 25, 2017**NFL / LEADERS IN FIRST DOWNS**

Rank	Player, Team	Rush	Rec	Tot
1)	*K. Hunt, K.C. (RB)	16	6	22
2)	Gurley, LA-R (RB)	15	5	20
3t)	Brown, Pit. (WR)	0	18	18
3t)	Freeman, Atl. (RB)	15	3	18
5t)	Stewart, Car. (RB)	14	1	15
5t)	C. Thompson, Was. (RB)	5	10	15
7t)	Allen, LA-C (WR)	0	14	14
7t)	C. Anderson, Den. (RB)	12	2	14
7t)	*Cook, Min. (RB)	11	3	14
7t)	Ertz, Phi. (TE)	0	14	14
7t)	Gordon, LA-C (RB)	9	5	14
7t)	Howard, Chi. (RB)	14	0	14
7t)	Montgomery, G.B. (RB)	8	6	14
14t)	Bell, Pit. (RB)	11	2	13
14t)	Diggs, Min. (WR)	0	13	13
14t)	E. Elliott, Dal. (RB)	12	1	13
14t)	*Fournette, Jac. (RB)	10	3	13
14t)	Green, Cin. (WR)	0	13	13
14t)	Ingram, N.O. (RB)	8	5	13
14t)	*McCaffrey, Car. (RB)	4	9	13
14t)	McCoy, Buf. (RB)	6	7	13
14t)	Thomas, N.O. (WR)	0	13	13
23t)	Baldwin, Sea. (WR)	0	12	12
23t)	Fitzgerald, Ariz (WR)	0	12	12
23t)	Gronkowski, N.E. (TE)	0	12	12
23t)	Hyde, S.F. (RB)	10	2	12
23t)	Ju. Jones, Atl. (WR)	0	12	12
23t)	De. Thomas, Den. (WR)	0	12	12
23t)	Walker, Ten. (TE)	1	11	12
23t)	West, Bal. (RB)	10	2	12
31t)	*Carson, Sea. (RB)	9	2	11
31t)	Garcon, S.F. (WR)	0	11	11
31t)	L. Miller, Hou. (RB)	7	4	11
31t)	Nelson, G.B. (WR)	0	11	11
31t)	Tate, Det. (WR)	0	11	11
31t)	Thielen, Min. (WR)	0	11	11
37t)	D. Adams, G.B. (WR)	0	10	10
37t)	Cooks, N.E. (WR)	1	9	10
37t)	M. Evans, T.B. (WR)	0	10	10
37t)	Gillislee, N.E. (RB)	10	0	10
37t)	Hopkins, Hou. (WR)	0	10	10
37t)	Jeffery, Phi. (WR)	0	10	10
37t)	Sanu, Atl. (WR)	0	10	10
37t)	Shepard, NY-G (WR)	1	9	10
37t)	Watkins, LA-R (WR)	0	10	10
37t)	White, N.E. (RB)	4	6	10
47t)	Charles, Den. (RB)	9	0	9
47t)	*Cohen, Chi. (RB)	5	4	9
47t)	Crabtree, Oak. (WR)	0	9	9
47t)	Henry, Ten. (RB)	9	0	9
47t)	Hill, K.C. (WR)	0	9	9
47t)	Hurns, Jac. (WR)	0	9	9
47t)	D. Johnson, Cle. (RB)	2	7	9
47t)	Landry, Mia. (WR)	0	9	9
47t)	Watson, Bal. (TE)	0	9	9
47t)	Williams, Dal. (WR)	0	9	9

WEEK 3 / THROUGH MONDAY, SEPTEMBER 25, 2017**NFL / LEADING PUNTERS**

Rank	Player, Team	No	Yards	Lg	Avg	TB	Blk	Dwn	OB	Opp Ret	In	Net
1)	King, Oak.	13	693	65	53.3	1	0	1	1	7	39	7 48.8
2)	Kern, Ten.	13	654	66	50.3	2	0	0	4	6	41	4 44.1
3)	Colquitt, Cle.	16	798	67	49.9	0	1	3	1	9	67	6 43.0
4)	Lechler, Hou.	18	890	68	49.4	0	0	1	1	9	158	6 40.7
5)	Morstead, N.O.	9	442	68	49.1	0	0	1	0	5	23	5 46.6
6)	Nortman, Jac.	12	583	61	48.6	1	0	0	3	3	76	2 40.6
7)	O'Donnell, Chi.	14	679	69	48.5	2	0	2	1	6	56	6 41.6
8)	Bosher, Atl.	9	434	62	48.2	0	0	1	0	4	55	4 42.1
9)	Edwards, NY-J	14	659	61	47.1	0	0	1	3	7	61	7 42.7
10)	Huber, Cin.	18	842	61	46.8	0	0	1	2	11	108	8 40.8
11)	Hekker, LA-R	11	513	64	46.6	0	0	2	2	7	22	6 44.6
12)	Kaser, LA-C	14	650	66	46.4	2	0	3	1	8	79	7 37.9
13)	*Haack, Mia.	10	463	64	46.3	2	0	1	1	5	54	1 36.9
14)	Ryan, Sea.	21	972	64	46.3	1	0	5	2	10	91	7 41.0
15)	*Sanchez, Ind.	20	925	53	46.3	1	0	0	7	5	21	7 44.2
16)	Colquitt, K.C.	16	738	63	46.1	2	0	1	0	5	30	8 41.8
17)	Schmidt, Buf.	17	780	58	45.9	2	0	0	0	9	73	5 39.2
18)	Lee, Ariz	15	687	58	45.8	0	0	2	1	11	114	3 38.2
19)	*Vogel, G.B.	14	634	61	45.3	0	0	2	1	7	38	4 42.6
20)	Way, Was.	13	587	62	45.2	0	0	1	1	6	28	7 43.0
21)	Locke, Det.	10	448	52	44.8	0	0	1	0	4	47	4 40.1
22)	Palardy, Car.	12	533	58	44.4	1	0	1	3	4	23	3 40.8
23t)	Dixon, Den.	9	398	53	44.2	1	0	1	1	4	36	3 38.0
23t)	Koch, Bal.	18	796	67	44.2	2	0	3	3	6	16	7 41.1
25)	Anger, T.B.	7	309	54	44.1	0	0	1	0	2	10	1 42.7
26)	Wing, NY-G	15	662	60	44.1	2	0	1	3	5	110	1 34.1
27)	C. Jones, Dal.	16	699	62	43.7	1	0	2	3	5	25	10 40.9
28)	D. Jones, Phi.	12	521	58	43.4	2	0	1	2	4	11	2 39.2
29)	Quigley, Min.	11	472	55	42.9	0	0	0	1	3	-1	5 43.0
30)	Pinion, S.F.	13	553	51	42.5	0	0	1	1	7	7	7 42.0
31)	Berry, Pit.	16	671	59	41.9	1	0	1	3	5	46	5 37.8
32)	R. Allen, N.E.	15	625	60	41.7	1	0	2	3	8	46	6 37.3

NFL / LEADING PUNTERS, NET AVERAGE

Rank	Player, Team	No	Yards	Lg	Avg	TB	Blk	Dwn	OB	Opp Ret	In	Net
1)	King, Oak.	13	693	65	53.3	1	0	1	1	7	39	7 48.8
2)	Morstead, N.O.	9	442	68	49.1	0	0	1	0	5	23	5 46.6
3)	Hekker, LA-R	11	513	64	46.6	0	0	2	2	7	22	6 44.6
4)	*Sanchez, Ind.	20	925	53	46.3	1	0	0	7	5	21	7 44.2
5)	Kern, Ten.	13	654	66	50.3	2	0	0	4	6	41	4 44.1
6t)	Colquitt, Cle.	16	798	67	49.9	0	1	3	1	9	67	6 43.0
6t)	Quigley, Min.	11	472	55	42.9	0	0	0	1	3	-1	5 43.0
6t)	Way, Was.	13	587	62	45.2	0	0	1	1	6	28	7 43.0
9t)	Anger, T.B.	7	309	54	44.1	0	0	1	0	2	10	1 42.7
9t)	Edwards, NY-J	14	659	61	47.1	0	0	1	3	7	61	7 42.7
11)	*Vogel, G.B.	14	634	61	45.3	0	0	2	1	7	38	4 42.6
12)	Bosher, Atl.	9	434	62	48.2	0	0	1	0	4	55	4 42.1
13)	Pinion, S.F.	13	553	51	42.5	0	0	1	1	7	7	7 42.0
14)	Colquitt, K.C.	16	738	63	46.1	2	0	1	0	5	30	8 41.8
15)	O'Donnell, Chi.	14	679	69	48.5	2	0	2	1	6	56	6 41.6
16)	Koch, Bal.	18	796	67	44.2	2	0	3	3	6	16	7 41.1
17)	Ryan, Sea.	21	972	64	46.3	1	0	5	2	10	91	7 41.0
18)	C. Jones, Dal.	16	699	62	43.7	1	0	2	3	5	25	10 40.9
19)	Palardy, Car.	12	533	58	44.4	1	0	1	3	4	23	3 40.8
20)	Huber, Cin.	18	842	61	46.8	0	0	1	2	11	108	8 40.8
21)	Lechler, Hou.	18	890	68	49.4	0	0	1	1	9	158	6 40.7
22)	Nortman, Jac.	12	583	61	48.6	1	0	0	3	3	76	2 40.6
23)	Locke, Det.	10	448	52	44.8	0	0	1	0	4	47	4 40.1
24)	Schmidt, Buf.	17	780	58	45.9	2	0	0	0	9	73	5 39.2
25)	D. Jones, Phi.	12	521	58	43.4	2	0	1	2	4	11	2 39.2
26)	Lee, Ariz	15	687	58	45.8	0	0	2	1	11	114	3 38.2
27)	Dixon, Den.	9	398	53	44.2	1	0	1	1	4	36	3 38.0
28)	Kaser, LA-C	14	650	66	46.4	2	0	3	1	8	79	7 37.9
29)	Berry, Pit.	16	671	59	41.9	1	0	1	3	5	46	5 37.8
30)	R. Allen, N.E.	15	625	60	41.7	1	0	2	3	8	46	6 37.3
31)	*Haack, Mia.	10	463	64	46.3	2	0	1	1	5	54	1 36.9
32)	Wing, NY-G	15	662	60	44.1	2	0	1	3	5	110	1 34.1

WEEK 3 / THROUGH MONDAY, SEPTEMBER 25, 2017**NFL / PUNT RETURN LEADERS**

Rank	Player, Team	Ret	FC	Yards	Avg	Long	TD
1)	*Agnew, Det.	6	1	149	24.8	88t	1
2)	*McKenzie, Den.	6	3	84	14.0	31	0
3)	*Jackson, Ten.	8	2	111	13.9	46	0
4)	Roberts, Atl.	5	3	62	12.4	27	0
5)	*Taylor, S.F.	5	3	58	11.6	21	0
6)	*Switzer, Dal.	6	3	62	10.3	21	0
7)	Davis, G.B.	7	5	70	10.0	33	0
8)	Erickson, Cin.	11	5	102	9.3	26	0
9t)	*Cohen, Chi.	6	4	55	9.2	17	0
9t)	Tate, Buf.	6	0	55	9.2	19	0
11)	Ervin, Hou.	7	4	56	8.0	21	0
12)	Kerley, NY-J	4	1	31	7.8	15	0
13)	Raymond, NY-J	5	3	38	7.6	25	0
14)	Campanaro, Bal.	6	3	42	7.0	15	0
15t)	Grant, Mia.	5	2	34	6.8	14	0
15t)	*Peppers, Cle.	5	5	34	6.8	25	0
17)	Benjamin, LA-C	5	4	32	6.4	23	0
18)	Rogers, Pit.	8	5	46	5.8	15	0
19)	Lockett, Sea.	7	6	39	5.6	13	0
20)	Hill, K.C.	5	1	25	5.0	9	0
21)	Crowder, Was.	8	3	39	4.9	18	0
22)	Austin, LA-R	7	1	33	4.7	12	0
23)	*McCaffrey, Car.	9	3	40	4.4	11	0
24)	Richard, Oak.	5	2	22	4.4	13	0
25)	Bray, Ind.	10	2	39	3.9	16	0
26)	Lee, Jac.	4	4	13	3.3	7	0
27)	Harris, NY-G	4	7	10	2.5	10	0

NFL / KICKOFF RETURN LEADERS

Rank	Player, Team	Ret	Yards	Avg	Long	TD
1)	Latimer, Den.	5	142	28.4	36	0
2)	Patterson, Oak.	5	138	27.6	41	0
3)	Lockett, Sea.	5	137	27.4	43	0
4)	Erickson, Cin.	4	107	26.8	41	0
5)	Reedy, T.B.	3	79	26.3	50	0
6)	McKinnon, Min.	7	180	25.7	39	0
7)	Cooper, LA-R	7	177	25.3	35	0
8)	*Kamara, N.O.	4	97	24.3	34	0
9)	Drake, Mia.	3	71	23.7	34	0
10)	Smallwood, Phi.	4	93	23.3	28	0
11)	Thompson, Chi.	7	159	22.7	29	0
12)	Thomas, K.C.	6	135	22.5	31	0
13)	*Bolden, S.F.	5	107	21.4	34	0
14)	Harris, NY-G	5	104	20.8	24	0
15)	*King, LA-C	4	81	20.3	25	0
16)	K. Williams, Ariz	6	121	20.2	23	0
17)	Roberts, Atl.	5	96	19.2	38	0
18t)	Ervin, Hou.	5	93	18.6	24	0
18t)	D. Lewis, N.E.	5	93	18.6	26	0

WEEK 3 / THROUGH MONDAY, SEPTEMBER 25, 2017**NFL / LEADERS IN INTERCEPTIONS**

Rank	Player, Team	Int	Yards	Avg	Long	TD
1t)	Quin, Det.	2	62	31.0	37t	1
1t)	Slay, Det.	2	52	26.0	37	0
1t)	*Hooker, Ind.	2	44	22.0	32	0
1t)	Melvin, Ind.	2	28	14.0	21	0
1t)	Carr, Bal.	2	24	12.0	20	0
1t)	Brooks, NY-J	2	13	6.5	13	0
1t)	Webb, Bal.	2	10	5.0	10	0
1t)	Mitchell, K.C.	2	0	0.0	0	0
9t)	Talib, Den.	1	103	****	103t	1
9t)	Bethel, Ariz	1	82	82.0	82t	1
9t)	Jackson, Cin.	1	75	75.0	75t	1
9t)	Gipson, Jac.	1	67	67.0	67	0
9t)	Burris, NY-J	1	48	48.0	48	0
9t)	McClain, T.B.	1	47	47.0	47t	1
9t)	Gilmore, N.E.	1	39	39.0	39	0
9t)	T. Johnson, LA-R	1	39	39.0	39t	1
9t)	Peters, K.C.	1	38	38.0	38	0
9t)	Tartt, S.F.	1	37	37.0	37	0
9t)	Sendejo, Min.	1	36	36.0	36	0
9t)	Killebrew, Det.	1	35	35.0	35t	1
9t)	Mosley, Bal.	1	31	31.0	31	0
9t)	Kindred, Cle.	1	30	30.0	30	0
9t)	Vaccaro, N.O.	1	30	30.0	30	0
9t)	Joyner, LA-R	1	29	29.0	29t	1
9t)	*Bowser, Bal.	1	27	27.0	27	0
9t)	*Lewis, Dal.	1	25	25.0	25	0
9t)	Robey-Coleman, LA-R	1	25	25.0	25	0
9t)	*N. Jones, Sea.	1	24	24.0	24	0
9t)	Kerrigan, Was.	1	24	24.0	24t	1
9t)	C. Harris, Den.	1	23	23.0	23	0
9t)	Kuechly, Car.	1	23	23.0	23	0
9t)	Wilson, Det.	1	23	23.0	23	0
9t)	Alexander, T.B.	1	22	22.0	22	0
9t)	Bouye, Jac.	1	19	19.0	19	0
9t)	Waynes, Min.	1	18	18.0	18	0
9t)	Whitehead, Det.	1	18	18.0	18	0
9t)	*Watt, Pit.	1	17	17.0	17	0
9t)	Mathieu, Ariz	1	15	15.0	15	0
9t)	Mills, Phi.	1	15	15.0	15	0
9t)	*White, Buf.	1	14	14.0	14	0
9t)	Harmon, N.E.	1	12	12.0	12	0
9t)	Hyde, Buf.	1	12	12.0	12	0
9t)	Smith, Min.	1	12	12.0	12	0
9t)	Foster, Was.	1	10	10.0	10	0
9t)	Searcy, Ten.	1	8	8.0	8	0
9t)	J. Smith, Bal.	1	8	8.0	8	0
9t)	Wagner, Sea.	1	7	7.0	7	0
9t)	P. Williams, N.O.	1	7	7.0	7	0
9t)	Phillips, LA-C	1	4	4.0	4	0
9t)	Jones, K.C.	1	-3	-3.0	-3	0
9t)	Riley, Ten.	1	2	2.0	2	0
9t)	Smith, Jac.	1	2	2.0	2	0
9t)	Weddle, Bal.	1	2	2.0	2	0
9t)	Gaines, Buf.	1	1	1.0	1	0
9t)	Ramsey, Jac.	1	1	1.0	1	0
9t)	A. Brown, Dal.	1	0	0.0	0	0
9t)	*Douglas, Phi.	1	0	0.0	0	0
9t)	Fuller, Was.	1	0	0.0	0	0
9t)	McCourty, Cle.	1	0	0.0	0	0
9t)	*Nicholson, Was.	1	0	0.0	0	0
9t)	Poyer, Buf.	1	0	0.0	0	0
9t)	Robinson, Phi.	1	0	0.0	0	0
9t)	Roby, Den.	1	0	0.0	0	0
9t)	Trufant, Atl.	1	0	0.0	0	0
9t)	Vigil, Cin.	1	0	0.0	0	0
9t)	Wilcox, Pit.	1	0	0.0	0	0
9t)	*M. Williams, N.O.	1	0	0.0	0	0

WEEK 3 / THROUGH MONDAY, SEPTEMBER 25, 2017**NFL / LEADERS IN SACKS**

Rank	Player, Team	Sacks
1)	Lawrence, Dal. (DE)	6.5
2)	Ingram, LA-C (LB)	5.5
3)	Campbell, Jac. (DE)	4.5
4t)	Griffen, Min. (DE)	4.0
4t)	Houston, K.C. (LB)	4.0
4t)	Jones, Ariz (LB)	4.0
7t)	Ansah, Det. (DE)	3.0
7t)	Atkins, Cin. (DT)	3.0
7t)	Chickillo, Pit. (LB)	3.0
7t)	T. Flowers, N.E. (DE)	3.0
7t)	Jones, K.C. (DE)	3.0
7t)	McCain, LA-C (DE)	3.0
7t)	Miller, Den. (LB)	3.0
7t)	Smith, Was. (LB)	3.0
7t)	Suggs, Bal. (LB)	3.0
16t)	Bennett, Sea. (DE)	2.5
16t)	M. Collins, Dal. (DT)	2.5
16t)	B. Graham, Phi. (DE)	2.5
16t)	Kerrigan, Was. (LB)	2.5
16t)	*Lawson, Cin. (LB)	2.5
16t)	Peppers, Car. (DE)	2.5
22t)	Addison, Car. (DE)	2.0
22t)	Alexander, Buf. (LB)	2.0
22t)	Bailey, K.C. (DE)	2.0
22t)	Beasley, Atl. (LB)	2.0
22t)	Bosa, LA-C (DE)	2.0
22t)	Clayborn, Atl. (DE)	2.0
22t)	Clowney, Hou. (LB)	2.0
22t)	Cox, Phi. (DT)	2.0
22t)	Edwards, Oak. (DE)	2.0
22t)	Fowler, Jac. (DE)	2.0
22t)	Hargrave, Pit. (NT)	2.0
22t)	Hicks, Chi. (DE)	2.0
22t)	Hughes, Buf. (DE)	2.0
22t)	*J. Jones, G.B. (DB)	2.0
22t)	Jordan, N.O. (DE)	2.0
22t)	Kikaha, N.O. (LB)	2.0
22t)	Lawson, Buf. (DE)	2.0
22t)	Longacre, LA-R (LB)	2.0
22t)	Mack, Oak. (DE)	2.0
22t)	McKinney, Hou. (LB)	2.0
22t)	Morgan, Ten. (LB)	2.0
22t)	Ngakoue, Jac. (DE)	2.0
22t)	Poyer, Buf. (DB)	2.0
22t)	Reed, Atl. (DE)	2.0
22t)	Simon, Ind. (LB)	2.0
22t)	Vernon, NY-G (DE)	2.0
22t)	*Watt, Pit. (LB)	2.0
22t)	*Wise, N.E. (DE)	2.0
22t)	Young, Chi. (LB)	2.0
22t)	Zettel, Det. (DE)	2.0

WEEK 3 / THROUGH MONDAY, SEPTEMBER 25, 2017

NFL / FUMBLE RECOVERIES

Rank	Player, Team	TotRec	OffRec	DefRec
1t)	Brissett, Ind.	3	3	0
1t)	Glennon, Chi.	3	3	0
1t)	Wilson, Sea.	3	3	0
4t)	Andrews, N.E.	2	2	0
4t)	Clowney, Hou.	2	0	2
4t)	Cowser, Oak.	2	0	2
4t)	McCown, NY-J	2	2	0
4t)	Raymond, NY-J	2	2	0
4t)	Winston, T.B.	2	2	0

WEEK 3 / THROUGH MONDAY, SEPTEMBER 25, 2017**NFL / OFFENSIVE FUMBLE RECOVERIES**

Rank	Player, Team	Ret	Yards	Avg	Long	TD
1t)	Brissett, Ind.	3	0	0.0	0	0
1t)	Glennon, Chi.	3	0	0.0	0	0
1t)	Wilson, Sea.	3	0	0.0	0	0
4t)	Andrews, N.E.	2	0	0.0	0	0
4t)	McCown, NY-J	2	0	0.0	0	0
4t)	Raymond, NY-J	2	0	0.0	0	0
4t)	Winston, T.B.	2	0	0.0	0	0
8t)	Brees, N.O.	1	0	0.0	0	0
8t)	Ja. Brown, Ariz	1	0	0.0	0	0
8t)	Campanaro, Bal.	1	0	0.0	0	0
8t)	Clark, Hou.	1	0	0.0	0	0
8t)	Cousins, Was.	1	0	0.0	0	0
8t)	Grant, Mia.	1	0	0.0	0	0
8t)	Gurley, LA-R	1	0	0.0	0	0
8t)	Havenstein, LA-R	1	0	0.0	0	0
8t)	Hill, K.C.	1	0	0.0	0	0
8t)	L. Johnson, Phi.	1	0	0.0	0	0
8t)	D. Johnson, Cle.	1	0	0.0	0	0
8t)	M. Kalil, Car.	1	0	0.0	0	0
8t)	Latimer, Den.	1	0	0.0	0	0
8t)	Manning, NY-G	1	0	0.0	0	0
8t)	Mason, N.E.	1	0	0.0	0	0
8t)	Massie, Chi.	1	0	0.0	0	0
8t)	Milton, Ind.	1	0	0.0	0	0
8t)	Morgan, Min.	1	0	0.0	0	0
8t)	Newton, Car.	1	0	0.0	0	0
8t)	Orchard, Cle.	1	0	0.0	0	0
8t)	Palmer, Ariz	1	0	0.0	0	0
8t)	*Peppers, Cle.	1	0	0.0	0	0
8t)	Rawls, Sea.	1	0	0.0	0	0
8t)	Redfern, Det.	1	0	0.0	0	0
8t)	Reed, Was.	1	0	0.0	0	0
8t)	Robertson-Harris, Chi.	1	0	0.0	0	0
8t)	A. Rodgers, G.B.	1	0	0.0	0	0
8t)	Shepard, NY-G	1	0	0.0	0	0
8t)	Sherman, Sea.	1	0	0.0	0	0
8t)	A. Smith, K.C.	1	0	0.0	0	0
8t)	Stewart, Car.	1	0	0.0	0	0
8t)	Sullivan, LA-R	1	0	0.0	0	0
8t)	C. Thompson, Was.	1	0	0.0	0	0
8t)	Tolzien, Ind.	1	0	0.0	0	0
8t)	Washington, Oak.	1	0	0.0	0	0
8t)	Wentz, Phi.	1	0	0.0	0	0
8t)	West, K.C.	1	0	0.0	0	0
8t)	Wright, Buf.	1	0	0.0	0	0

WEEK 3 / THROUGH MONDAY, SEPTEMBER 25, 2017**NFL / DEFENSIVE FUMBLE RECOVERIES**

Rank	Player, Team	Ret	Yards	Avg	Long	TD
1t)	Clowney, Hou.	2	71	35.5	49	1
1t)	Cowser, Oak.	2	0	0.0	0	0
3t)	Fowler, Jac.	1	53	53.0	53t	1
3t)	Smith, Jac.	1	52	52.0	52	0
3t)	Floyd, Chi.	1	21	21.0	21	0
3t)	Cox, Phi.	1	20	20.0	20t	1
3t)	*Davis, Det.	1	16	16.0	16	0
3t)	Trufant, Atl.	1	15	15.0	15t	1
3t)	Hayward, LA-C	1	11	11.0	11	0
3t)	Coley, Cle.	1	7	7.0	7	0
3t)	M. Collins, Dal.	1	6	6.0	6	0
3t)	Shazier, Pit.	1	3	3.0	3	0
3t)	R. Robinson, S.F.	1	2	2.0	2	0
3t)	Apple, NY-G	1	0	0.0	0	0
3t)	Burns, Pit.	1	0	0.0	0	0
3t)	Burton, Phi.	1	0	0.0	0	0
3t)	David, T.B.	1	0	0.0	0	0
3t)	Fackrell, G.B.	1	0	0.0	0	0
3t)	Foster, Was.	1	0	0.0	0	0
3t)	George, Ind.	1	0	0.0	0	0
3t)	Hicks, Chi.	1	0	0.0	0	0
3t)	Hicks, Phi.	1	0	0.0	0	0
3t)	Holton, Oak.	1	0	0.0	0	0
3t)	Hull, Mia.	1	0	0.0	0	0
3t)	T. Johnson, LA-R	1	0	0.0	0	0
3t)	Jones, Jac.	1	0	0.0	0	0
3t)	Joseph, Oak.	1	0	0.0	0	0
3t)	Judon, Bal.	1	0	0.0	0	0
3t)	Kennard, NY-G	1	0	0.0	0	0
3t)	Kirksey, Cle.	1	0	0.0	0	0
3t)	Lotulelei, Car.	1	0	0.0	0	0
3t)	Lynch, T.B.	1	0	0.0	0	0
3t)	McClain, Was.	1	0	0.0	0	0
3t)	McCourty, N.E.	1	0	0.0	0	0
3t)	McManis, Chi.	1	0	0.0	0	0
3t)	Nelson, S.F.	1	0	0.0	0	0
3t)	Ngakoue, Jac.	1	0	0.0	0	0
3t)	Pierce, Bal.	1	0	0.0	0	0
3t)	Robey-Coleman, LA-R	1	0	0.0	0	0
3t)	A. Robinson, S.F.	1	0	0.0	0	0
3t)	Rollins, G.B.	1	0	0.0	0	0
3t)	Sherman, K.C.	1	0	0.0	0	0
3t)	Spaight, Was.	1	0	0.0	0	0
3t)	Walden, Ten.	1	0	0.0	0	0

WEEK 3 / THROUGH MONDAY, SEPTEMBER 25, 2017

Team/Offense Rank (Within League)

Team	BUF	CIN	CLE	DEN	HOU	IND	JAX	KC	LAC	MIA	NE	NYJ	OAK	PIT	TEN	ARI	ATL	CAR	CHI	DAL	DET	GB	LAR	MIN	NO	NYG	PHI	SF	SEA	TB	WAS	
32	26	31	16	11	24t	29	13	3	18	27	1	30	23	22	5	TYDs/G	12	4	28	21	19	17	10	7	2	6	20	9	24t	15	14	8
31	26	27	22	16	29	28	14	1	13	32	4	23	10	19	7	TYDs/P	20	2	30	24	17	21	15	3	6	5	12	11	18	25	9	8
4	12	21	24	3	7	25	5	1	27	28	16	23	15	29t	2	RYDs/G	31	10	13	8	22	17	29t	20	11	18t	32	9	14	18t	26	6
11	25	21	15	10	12	32	13	1	24	30	22	20	5	28	2	RshAvg	31	6	19	3	16	18	23	27	14	9	29	8	4	17	26	7
32	29	28	13	20	31	22	23	14	11	21	1	26	24	15	16	PsyD/G	4	7	30	27	18	19	2	6	3	5	8	10	25	17	9	12
32	21	26	25	22	31	12	10	6	11	29	2	18	20	14	9	PasAvg	17	3	28	30	15	23	1	4	5	13	16	27	24	8	7	
31	11	29	32	27	22t	26	16	1t	25	18	1t	17	14	6	8	%HdInt	20t	22t	30	19	13	7	15	10	1t	1t	24	12	20t	1t	28	9
13	28	29	23	21	32	30	2	31	5	12	22	19	15	8	1	Sac/PP	20	18	27	14	7	9	25	6	4	3	16	24	26	11	10	17
23t	27t	30	5t	4	13t	31t	7t	16	5t	21	1	31t	26	17t	7t	1D/Gm	7t	17t	17t	23t	25	2	15	12	13t	29	3	27t	17t	7t	22	
21	15	30	31	1	20	22	25t	18t	29	32	9	16t	18t	25t	11	3D Eff	10	7	3t	12	23	13	3t	6	2	14	27	3t	28	24	8	16t
17t	17t	13t	5	17t	17t	17t	1t	17t	9t	17t	17t	1t	6t	28t	28t	4D Eff	13t	28t	28t	15	12	17t	1t	1t	17t	9t	16	6t	11	6t	28t	17t
18	17	8	19t	4	14	29	30	28	21	19t	3	15t	27	22	5	PR Avg	31t	6	24	13	7	1	9	25t	15t	12	31t	11	10	23	2	25t
31t	16	6	29	2	22	7t	20t	5	26	14	24t	11	3	27	28	KR Avg	19	23	1	12	20t	30	31t	10	9	15	18	13	17	4	7t	24t
22t	17	10	9	22t	3	15	5	16	12	13	32	8	1	31	2	GpntAv	18	7	21	6	26	30	19	11	28	4	25	27	29	14	24	20
16	24	20	6t	27	21	4	22	14	28	31	30	9t	1	29	5	NpntAv	26	12	19	15	18	23	11	3	6t	2	32	25	13	17	9t	6t
23t	25	32	18t	8	20t	20t	4	3	26t	30	2	22	9	16t	6	Pts/Gm	18t	5	29	28	16t	7	15	1	12	11	31	10	23t	26t	14	13
27	21t	23t	1t	29t	1t	23t	19	1t	32	1t	1t	20	1t	21t	18	FG%	31	1t	1t	29t	1t	1t	1t	1t	1t	23t	1t	1t	1t	1t	1t	28

Opponent/Defense Rank (Within League)

Team	BUF	CIN	CLE	DEN	HOU	IND	JAX	KC	LAC	MIA	NE	NYJ	OAK	PIT	TEN	ARI	ATL	CAR	CHI	DAL	DET	GB	LAR	MIN	NO	NYG	PHI	SF	SEA	TB	WAS		
18t	6	7	11	4	14	29	3	28	13	25	32	24	26	2	27	TYDs/G	9	15	1	12	10	17	8	22	20	31	16	21	18t	23	30	5	
16	4	6	14	3	18	24	1	15	13	30	32	22	28	2	25	TYDs/P	8	11	5	17	7	20	19	21	26	31	9	27	10	23	29	12	
19	7	25	14	1	17	10t	28	18	31	5	26	27	20	22	16	RYDs/G	10t	9	15	8	13	12	21	29	3	24	32	6	23	30	4	2	
21	10	16	5	1	12	8	30	20	27	4	31	28	18	23	14	RshAvg	6	29	17	9	13	15	25	22	3	26	24	19	11	32	2	7	
17	9	4	19	10	16	29	1	24	5	28	32	13	23	2	26	PsyD/G	15	21	3	20	18	22	7	11	27	30	6	25	14	8	31	12	
13	4	6	25	7	23	27	1	12	11	32	29	15	28	2	24	PasAvg	18	5	3	21	8	16	14	19	26	31	9	20	22	10	30	17	
1	5	15	17	11	27t	6	3	8	23	27t	20	9	27t	16	21	%HdInt	18	26	24	27t	22	2	27t	7	12	10	27t	13	25	19	14	4	
14	9	4	21	20	11	25t	1	8	2	28	25t	27	22	3	30	Sac/PP	23	19	10	15	7	16t	6	5	29	18	13	16t	31	24	32	12	
15t	4	9t	11t	3	5t	22t	11t	32	18t	20t	30	20t	11t	5t	27t	1D/Gm	5t	26	2	18t	22t	25	5t	11t	22t	31	15t	9t	29	15t	27t	1	
1	17t	17t	21t	3t	6	15	19t	23t	25	3t	14	21t	29	5	16	3D Eff	23t	10	7t	27	28	19t	11	9	2	32	26	7t	31	13	30	12	
27	19t	1t	1t	22	28t	10t	10t	10t	10t	10t	1t	23t	10t	1t	21	4D Eff	10t	31	18	1t	23t	19t	1t	23t	1t	1t	23t	10t	32	1t	10t	28t	
3	18	25	17	20	30	6	32	15	26	28	13t	19	12	22	16	PR Avg	27	29	13t	23	9t	24	11	5	1	7	31	4	2	21	9t	8	
3	26	6	2	12	32	13	4	15t	31	5	17	19	29	21	27t	KR Avg	14	11	1	7	18	25	24	8	22	30	20	23	27t	10	15t	9	
25	11	20	14	21	16	18	6	9	24	12	23	22	8	5	32	GpntAv	4	15	19	26	10	17	13	31	7	2	1	3	28	29t	29t	27	
28	8	11	20t	6	15	29	17	4	25	23	24	13	14	12	10	NpntAv	19	9	26	16	7	1	18	32	20t	2	5	3	27	30	20t	31	
5	1	9t	27t	16	25	31	4	7	18t	6	32	24	14t	3	21t	Pts/Gm	27t	17	2	21t	12t	14t	18t	26	12t	30	23	20	27t	8	11	9t	
19t	19t	19t	4	9t	12t	12t	19t	9t	12t	1t	12t	1t	7	6	19t	FG%	19t	19t	8	17t	1t	9t	12t	5	19t	19t	17t	19t	19t	19t	19t	19t	19t