

2017 TAMPA BAY BUCCANEERS  
**MEDIA INFORMATION**



**AT**



**Game 2**

**AT MINNESOTA VIKINGS**

**SEPTEMBER 24<sup>TH</sup> - 1:00 PM ET**



**SIEGE**  
**THE**  **DAY**



**TAMPA BAY BUCCANEERS**  
**2017 WEEKLY PRESS RELEASE**  
**COMMUNICATIONS**

**ONE BUCCANEER PLACE, TAMPA FLORIDA**  
**TEL (813) 554-1311**  
**FAX (813) 387-6317**

**TAMPA BAY BUCCANEERS** AT **VIKINGS**

**TAMPA BAY BUCCANEERS (1-0) AT MINNESOTA VIKINGS (1-1)**  
**SUNDAY, SEPTEMBER 24, 1:00 P.M. ET (12:00 P.M. CT)**  
**U.S. BANK STADIUM (66,860)**  
**NETWORK TELEVISION: FOX**  
**PLAY-BY-PLAY: THOM BRENNAMAN ANALYST: CHRIS SPIELMAN SIDELINE: PETER SCHRAGER**  
**BUCS RADIO: 98ROCK, FLAGSHIP STATION (WXTB-97.9 FM)**  
**PLAY-BY-PLAY: GENE DECKERHOFF ANALYST: DAVE MOORE SIDELINE: T.J. RIVES**  
**LAST GAME: TAMPA BAY WON VS. CHICAGO 29-7; MINNESOTA LOST AT PITTSBURGH, 26-9**



**ALL-TIME SERIES**

The Vikings lead the all-time regular season series 32-22, but the Buccaneers have won six of the past seven contests between the two teams. Tampa Bay has won in its past three trips to Minnesota, including a 36-17 victory on Thursday Night Football in their last trip in 2012. The series started in 1977, when Tampa Bay joined the NFC Central Division. Minnesota won, 9-3, at Tampa Stadium in 1977 before the Bucs upset the Vikings, 16-10, at Metropolitan Stadium in 1978. That win was just the third in franchise history and the first against a divisional opponent. Tampa Bay also won, 12-10, at the Met the following year en route to its first division title, breaking Minnesota's six-year run as NFC Central champs. From 1980-1993, the Vikings won 20 of the 26 matchups between the teams. After the Buccaneers swept the series in 1990, the Vikings returned the favor the next two seasons (1991-92). Tampa Bay and Minnesota split the season series in the final nine years (1993-2001) the two teams were in the NFC Central. The Bucs' 41-13 decision in 2000 was the most lopsided victory for Tampa Bay in the long series; Minnesota's most dominant win came in a 45-13 win in 1986. Tampa Bay posted 41 points in consecutive home wins against the Vikings in 2000 and 2001 and scored 38 points in the 2002 meeting, a 38-24 win. Victories in 2005 (24-13 at Minnesota), 2008 (19-13 in Tampa), 2011 (24-20 at the Metrodome) and 2012 (36-17 in Minnesota) made it six in a row over the Vikings, before Minnesota won, 19-13, in overtime at Tampa in 2014.

**2017 Schedule and Results (1-0)**

| DATE  | OPPONENT (TV)                 | TIME/RESULT |
|-------|-------------------------------|-------------|
|       | Bye Week                      |             |
| 9/17  | CHICAGO (FOX)                 | W, 29-7     |
| 9/24  | at Minnesota (FOX)            | 1:00 PM     |
| 10/1  | N.Y. GIANTS (FOX)             | 4:05 PM     |
| 10/5  | NEW ENGLAND (CBS/NFLN/Amazon) | 8:25 PM     |
| 10/15 | at Arizona (FOX)^             | 4:05 PM     |
| 10/22 | at Buffalo (FOX)^             | 1:00 PM     |
| 10/29 | CAROLINA (FOX)^               | 1:00 PM     |
| 11/5  | at New Orleans (FOX)^         | 1:00 PM     |
| 11/12 | N.Y. JETS (CBS)^              | 1:00 PM     |
| 11/19 | at Miami (FOX)                | 1:00 PM     |
| 11/26 | at Atlanta (FOX)^             | 1:00 PM     |
| 12/3  | at Green Bay (FOX)^           | 1:00 PM     |
| 12/10 | DETROIT (FOX)^                | 1:00 PM     |
| 12/18 | ATLANTA (ESPN)                | 8:30 PM     |
| 12/24 | at Carolina (FOX)             | 1:00 PM     |
| 12/31 | NEW ORLEANS (FOX)^            | 1:00 PM     |

HOME GAMES IN ALL CAPS - All Times Eastern  
 ^ Subject to Flexible Scheduling

**REGULAR SEASON SERIES BY THE NUMBERS**

|                                   |  |
|-----------------------------------|--|
| Overall Regular Season Series     | .....Minnesota leads series, 32-22           |
| Home Record vs. Minnesota Vikings | .....13-14                                   |
| Road Record vs. Minnesota Vikings | .....9-18                                    |
| Current Streak                    | .....Vikings, one game (2014)                |
| Buccaneers Longest Streak         | .....Six games (2001-12)                     |
| Vikings Longest Streak            | .....Five games, three times, last (1991-93) |
| Regular Season Point Total        | .....Buccaneers 983 - Vikings 1,149          |
| Most Points, Buccaneers           | .....41, twice, last Buccaneers 41-14 (2001) |
| Most Points, Vikings              | .....49, Vikings 49-20 (1988)                |
| Most Points, both teams           | .....69, Vikings 49-20 (1988)                |
| Fewest Points, Buccaneers         | .....0, Vikings 15-0 (1993)                  |
| Fewest Points, Vikings            | .....9, Vikings 9-3 (1977)                   |
| Fewest Points, both teams         | .....12, Buccaneers 9-3 (1977)               |
| Largest Win, Buccaneers           | .....28 points, Buccaneers 41-13 (2000)      |
| Largest Win, Vikings              | .....32 points, Vikings 45-13 (1986)         |

**BUCCANEERS PR TWITTER AND MEDIA SITE**

The Tampa Bay Buccaneers Communications staff is on Twitter: **@BuccaneersComms**, the department's official Twitter account, which provides media members with the latest updates on schedules and transactions, as well as notes and facts about the team and its activities.

For all of the team's publicity material, visit **media.buccaneers.com**. There, users will find updated statistics, game notes, bios, rosters, the 2017 Buccaneers Media Guide and more, plus the latest releases from the team.

## STATISTICAL COMPARISON

A look at how the teams match up in the 2017 season rankings:

| Category             | Tampa Bay                                | Minnesota                         |
|----------------------|--|-----------------------------------|
| Total Offense        | 19th (311.0 ypg)                         | 9th (353.5 ypg)                   |
| Rushing Offense      | 11th (117.0 ypg)                         | t14th (110.0 ypg)                 |
| Passing Offense      | 20th (194.0 ypg)                         | 12th (243.5 ypg)                  |
| Total Defense        | 16th (310.0 ypg)                         | 24th (339.5 ypg)                  |
| Rushing Defense      | 1st (20.0 ypg)                           | 11th (81.0 ypg)                   |
| Passing Defense      | 28th (290.0 ypg)                         | 25th (258.5 ypg)                  |
| Points Scored        | 7th (29.0 ppg)                           | t18th (19.0 ppg)                  |
| Points Allowed       | 3rd (7.0 ppg)                            | t22nd (22.5 ppg)                  |
| Sacks                | t31st (1.0)                              | t24th (3.0)                       |
| Sacks Allowed        | t1st (2.0)                               | t8th (3.0)                        |
| Turnover Margin      | t2nd (+3)                                | t21st (-1)                        |
| <b>Team Leaders</b>  | <b>Tampa Bay</b>                         | <b>Minnesota</b>                  |
| Rushing Yards        | Jacquizz Rodgers (67)                    | Dalvin Cook (191 - 3rd, NFL)      |
| Rushing Touchdowns   | Jacquizz Rodgers (1 - t9th, NFL)         | C.J. Ham (1 - t9th, NFL)          |
| Passer Rating        | Jameis Winston (91.5)                    | Sam Bradford (143.0 - 1st, NFL)   |
| Passing Yards        | Jameis Winston (204)                     | Sam Bradford (346)                |
| Passing Touchdowns   | Jameis Winston (1)                       | Sam Bradford (3 - t8th, NFL)      |
| Receptions           | Mike Evans (7)                           | Adam Thielen (14 - t5th, NFL)     |
| Receiving Yards      | Mike Evans (93)                          | Adam Thielen (201 - 2nd, NFL)     |
| Receiving Touchdowns | Mike Evans (1)                           | Stefon Diggs (2 - t2nd, NFL)      |
| Tackles              | Lavonte David (9)                        | Anthony Barr (17 - t10th, NFL)    |
| Sacks                | Noah Spence (1.0)                        | Everson Griffen (3.0 - t3rd, NFL) |
| Interceptions        | K. Alexander, R. McClain (1 - t3rd, NFL) | N/A                               |

## PLANNED WEEKLY MEDIA SCHEDULE

| <u>WEDNESDAY, SEPTEMBER 20</u>                        | <u>THURSDAY, SEPTEMBER 21</u>  | <u>FRIDAY, SEPTEMBER 22</u>   | <u>SUNDAY, SEPTEMBER 24</u>  |
|---|--|---|--|
| <b>11:45 a.m.</b> - DC Mike Smith Media Availability  | <b>11:25 a.m.</b> - OC Todd Monken Media Availability                                  | <b>10:50 a.m.</b> - Practice (Open first 30 minutes)  | <b>1:00 p.m.</b> - Tampa Bay Buccaneers vs. Minnesota Vikings at U.S. Bank Stadium |
| <b>11:55 a.m.</b> - Open Locker Room                  | <b>11:35 a.m.</b> - QB Jameis Winston Media Availability/Open Locker Room (45 minutes) | <b>12:00 p.m.</b> - Player Availability Immediately followed by HC Dirk Koetter Media Availability (On-field) |  |
| <b>1:10 p.m.</b> - Practice (Open first 30 minutes)   | <b>12:50 p.m.</b> - Practice (Open first 30 minutes)                                   |   | <b>- ALL TIMES EASTERN -</b>   |
| <b>3:20 p.m.</b> - HC Dirk Koetter Media Availability | <b>3:00 p.m.</b> - HC Dirk Koetter Media Availability                                  | <b>SATURDAY, SEPTEMBER 23</b><br><b>No Media Availability</b>   |  |

## NOTES FROM LAST GAME

- Tampa Bay took the opening kickoff and drove 51 yards in 13 plays, taking 6:02, setting up a 42-yard field goal from K **Nick Folk**. The Buccaneers also scored on their opening drive of the 2016 season. Dating back to 1999, today's game marks the fifth time the team has scored on the opening possession of its first game (also 2016, 2012, 2011 and 2001).

- On the ensuing Chicago possession, LB **Kwon Alexander** recorded Tampa Bay's first takeaway of the season, intercepting Bears QB **Mike Glennon** at the Buccaneers 16-yard line, returning it 22 yards, to the Tampa Bay 38-yard line. Alexander now has four career interceptions.

- The Buccaneers offense went three-and-out following the Alexander interception, but CB **Ryan Smith** forced a fumble from Chicago PR **Tarik Cohen**, which was recovered by Tampa Bay LB **Cameron Lynch** at the Chicago 13-yard line. It is the first career fumble recovery for Lynch.

- QB **Jameis Winston** connected with WR **Mike Evans** for a 13-yard touchdown on the first play following the special teams fumble recovery. Winston now has 51 career touchdown passes.

- **Evans** now has 28 career touchdown catches, tying WR **Joey Galloway** for the third-most receiving touchdowns in franchise history.

### MOST RECEIVING TOUCHDOWNS - (Team History)

| Rank      | Player                           | TDs       |
|-----------|----------------------------------|-----------|
| 1.        | TE Jimmie Giles, 1978-86         | 34        |
| 2.        | WR Kevin House, 1980-86          | 31        |
| <b>3.</b> | <b>WR Mike Evans, 2014-Pres.</b> | <b>28</b> |
| 3.        | WR Joey Galloway, 2004-08        | 28        |
| 5.        | WR Mark Carrier, 1987-92         | 27        |

- The Buccaneers registered their third takeaway of the day when DE **Noah Spence** sacked **Mike Glennon** and forced a fumble that was recovered by LB **Lavonte David**. Spence now has 6.5 career sacks and four career forced fumbles. David now has five career fumble recoveries.

- Following David's fumble recovery, the Buccaneers scored their second touchdown of the day on a one-yard touchdown run from RB **Jacquizz Rodgers**, capping a nine-play, 35-yard drive that lasted 3:56. Rodgers now has eight career rushing touchdowns.

- On Chicago's next possession, **Mike Glennon** threw his second interception of the game, with CB **Robert McClain** picking off the pass and returning it 47 yards for a touchdown, his first career interception returned for a touchdown. McClain now has five career interceptions.

- Since the start of 2016, when Defensive Coordinator Mike Smith was hired, the Buccaneers have recorded 33 takeaways, the third-most in the NFL during that time.

### NFL MOST TAKEAWAYS (2016-17)

| Rank      | Team                        | Takeaways |
|-----------|-----------------------------|-----------|
| 1.        | Baltimore Ravens            | 38        |
| 2.        | Kansas City Chiefs          | 35        |
| <b>3.</b> | <b>Tampa Bay Buccaneers</b> | <b>33</b> |
| 4.        | Oakland Raiders             | 32        |
| 5.        | Arizona Cardinals           | 30        |
| 5.        | Denver Broncos              | 30        |
| 5.        | Los Angeles Chargers        | 30        |
| 5.        | Philadelphia Eagles         | 30        |

- McClain's interception for a touchdown is the fifth for the Buccaneers in the past two seasons, which is the most in the NFL over that span.

### NFL MOST INT-TD (2016-17)

| Rank      | Team                        | INT-TD   |
|-----------|-----------------------------|----------|
| <b>1.</b> | <b>Tampa Bay Buccaneers</b> | <b>5</b> |
| 2.        | Denver Broncos              | 4        |
| 2.        | Kansas City Chiefs          | 4        |
| 4.        | Arizona Cardinals           | 3        |
| 4.        | Atlanta Falcons             | 3        |
| 4.        | Los Angeles Chargers        | 3        |
| 4.        | Philadelphia Eagles         | 3        |

- K **Nick Folk** made his second field goal of the game on the final play of the first half, connecting on a 50-yard field goal to give the Buccaneers a 26-0 halftime lead. Folk's field goal capped an eight-play, 48-yard drive that lasted 1:04.

- Tampa Bay's 26 first-half points were the most that the team has scored in an opening half since 2015 (28 at Philadelphia, 11/22/15) and the most in the first half of a home game since 2007 (27 vs. Atlanta, 12/16/07).

- Tampa Bay's 26-point first-half margin was the fifth-largest in team history and the largest since 2001 (30 points vs. New Orleans, 12/23/01).

### LARGEST FIRST-HALF POINT DIFFERENTIAL (Team History)

| Rank      | Date-Opponent          | First-Half Diff. |
|-----------|------------------------|------------------|
| 1.        | 12/23/01 vs. NO        | +30              |
| 2.        | 10/28/01 vs. MIN       | +28              |
| 2.        | 12/27/98 at CIN        | +28              |
| 4.        | 11/22/81 vs. GB        | +27              |
| <b>5.</b> | <b>9/17/17 vs. CHI</b> | <b>+26</b>       |

## NOTES FROM LAST GAME

- The Buccaneers shut the Bears out in the first half, the first time they have done so since October 16, 2016 at Carolina. It is the first time the team has recorded a first-half shutout at home since 2013 (vs. Arizona).

- The first points of the second half came on Nick Folk's 23-yard field goal in the fourth quarter, finishing off a 16-play, 87-yard drive that lasted 8:36.

- Tampa Bay allowed only 20 yards rushing in today's game, the ninth-lowest mark in a game in team history. The team's 1.25 rushing average allowed also stands as the ninth-lowest mark in a game in team history.

### FEWEST RUSHING YARDS ALLOWED IN A GAME (Team History)

| Yards  | Date-Opponent            | Result   |
|--------|--------------------------|----------|
| 1. 2   | 11/11/13-vs. Miami       | W, 22-19 |
| 2. 10  | 9/9/12-vs. Carolina      | W, 16-10 |
| 2. 10  | 12/4/94-vs. Washington   | W, 26-21 |
| 4. 12  | 12/26/99-vs. Green Bay   | W, 29-10 |
| 5. 17  | 9/17/00-at Detroit       | W, 31-10 |
| 5. 17  | 12/19/93-at L.A. Raiders | L, 27-20 |
| 7. 18  | 10/20/13-at Atlanta      | L, 31-23 |
| 8. 19  | 1/26/03-vs. Oakland*     | W, 48-21 |
| 9. 20  | 9/17/17-vs. Chicago      | W, 29-7  |
| 10. 22 | 11/4/12-at Oakland       | W, 42-32 |

\*Super Bowl XXXVII

### LOWEST RUSHING AVERAGE ALLOWED IN A GAME (Team History)

| Avg.     | Date-Opponent            | Result   |
|----------|--------------------------|----------|
| 1. 0.14  | 11/11/13-vs. Miami       | W, 22-19 |
| 2. 0.74  | 12/19/93-at L.A. Raiders | L, 27-20 |
| 3. 0.77  | 9/9/12-vs. Carolina      | W, 16-10 |
| 4. 0.83  | 12/4/94-vs. Washington   | W, 26-21 |
| 5. 1.00  | 12/26/99-vs. Green Bay   | W, 29-10 |
| 5. 1.00  | 10/20/13-at Atlanta      | L, 31-23 |
| 7. 1.04  | 11/29/15-at Indianapolis | L, 25-12 |
| 7. 1.12  | 9/12/99-vs. N.Y. Giants  | L, 17-13 |
| 9. 1.25  | 9/17/17-vs. Chicago      | W, 29-7  |
| 10. 1.35 | 10/18/87-vs. Minnesota   | W, 20-10 |

- The Buccaneers have now won five straight at home, tied for the sixth-longest home winning streak in team history and the longest since 2008 (six straight: 09/14/08 vs. Atlanta-11/30/08 vs. New Orleans).

- Tampa Bay's four takeaways team's were the most in an opening game since 2005 (five at Minnesota, 9/11/05).

- Tampa Bay's seven points allowed are the team's fewest in an opening game since 2003 (0 points, at Philadelphia, 9/8/03).

- The following players made their NFL debut in the game: LB **Kendell Beckwith**, S **Justin Evans**, WR **Chris Godwin**, TE **O.J. Howard** and WR **Bernard Reedy**.

- The following players made their Buccaneers debut in the game: DT **Chris Baker**, QB **Ryan Fitzpatrick**, K **Nick Folk**, WR **DeSean Jackson**, CB **Robert McClain**, LS **Garrison Sanborn**, G **J.R. Sweezy** and S **T.J. Ward**.

## LAST GAME RECAP

TAMPA, FLORIDA – The Tampa Bay Buccaneers opened their regular season in Week 2 after Hurricane Irma caused their Week 1 game at Miami to be rescheduled to later in the season. The Buccaneers earned a decisive 29-7 victory over visiting Chicago thanks in large part to four takeaways (3 on defense, 1 on special teams). After the Bears won the coin toss and elected to defer, Tampa Bay put together a 13-play drive that included an 18-yard pass to receiver Mike Evans and a 10-yard pass to receiver DeSean Jackson, which led to a 42-yard field goal by kicker Nick Folk taking the Bucs to an early lead with 8:58 left in the first quarter. On the next drive, Bears quarterback Mike Glennon completed his first six pass attempts for 53 yards, but his seventh throw over the middle intended for tight end Dion Sims was intercepted by linebacker Kwon Alexander and returned for 22 yards to the Tampa Bay 38. The Buccaneers were unable to convert on third-and-one and were forced to punt. On the punt, Chicago rookie running back Tarik Cohen tried to field a bouncing ball while surrounded by defenders, resulting in a fumble that was recovered by Buccaneers linebacker Cameron Lynch at the Chicago 13. On the next

play, quarterback Jameis Winston threw a 13-yard touchdown to Evans to take the score to 10-0 with a successful extra point from Folk to end the first quarter. Chicago then committed their third straight turnover when Glennon fumbled the ball while being sacked by defensive end Noah Spence, which was recovered by linebacker Lavonte David on the Chicago 35. Tampa Bay was able to convert the turnover into a 1-yard touchdown run by running back Jacquizz Rodgers, extending the lead to 17-0. On the next series, Glennon swung a pass attempt to receiver Josh Bellamy, but was picked off by cornerback Robert McClain who took it to the end zone for a 47-yard touchdown, making the score 23-0. Folk had another chance before halftime as he made a 50-yard field goal attempt on the half's final play to bring the score to 26-0. In addition, Folk added a 23-yarder early in the fourth quarter to make it 29-0. Tampa Bay nearly registered the team's second shutout win in the past 13 seasons, but Glennon got Chicago on the board by connecting with receiver Deonte Thompson for a 14-yard touchdown with 1:43 remaining. The clock would run out with 29-7 on the board, taking the Buccaneers to 1-0 to start the season.

## WHAT TO WATCH FOR

### **Team**

- Tampa Bay held Chicago to 20 rushing yards. If the Buccaneers hold Minnesota to 20 or fewer rushing yards, it will mark the first time in franchise history that the team has held consecutive opponents to 20 or fewer rushing yards. Tampa Bay would be only the second team since the 1970 NFL/AFL merger to hold consecutive teams to 20 or fewer rushing yards (Minnesota: 11/19/06 at MIA-11/26/06 vs. ARI).
- Tampa Bay had four takeaways against Chicago. If the team records four or more takeaways at Minnesota, it will mark the first time the Buccaneers have had consecutive games with at least four takeaways since 2007 (11/18/07 at ATL-11/25/07 vs. WAS).
- Dating back to last season, Tampa Bay has recorded at least three takeaways in the team's past two games. With three or more takeaways at Minnesota, it would mark the first time recording three or more takeaways in three consecutive games since 2009-10 (1/3/10 vs. ATL-9/19/10 at CAR).
- Dating back to last season, Tampa Bay has held each of the team's last two opponents to 16 or fewer points. If Minnesota scores 16 or fewer points, it would be the team's longest streak holding opponents to 16 or fewer points since 2008 (four games: 10/5/08 at DEN-10/26/08 at DAL).
- Tampa Bay held Chicago to seven points. If the Buccaneers hold Minnesota to seven or fewer points, it will mark their first game with consecutive opponents held to seven or fewer points since 2007 (9/23/07 vs. STL-9/30/07 at CAR).
- Tampa Bay defeated Chicago by a 22-point margin. If the team defeats Minnesota by 20 or more points it will mark only the third time in team history that the Buccaneers have recorded consecutive games with 20+ point victories (9/10/00 vs. CHI-9/17/00 at DET; 11/9/97 at ATL-11/16/97 vs. NE).
- Against Chicago, Tampa Bay registered an interception returned for a touchdown. With an interception returned for a touchdown at Minnesota, it would mark the first time the team has had consecutive games with an interception returned for a touchdown since 2013 (11/17/13 vs. ATL-11/24/13 at DET).
- Tampa Bay has totaled at least 5,500 yards in each of the past two seasons, the longest such streak in team history. With at least 5,500 yards in 2017, the team would extend that record.
- Tampa Bay has scored at least 325 points in each of the past two seasons, tied for the longest such streak in team history (also 2007-08). With at least 325 points in 2017, the team will set a record for most consecutive seasons with at least 325 points
- Tampa Bay totaled 29 takeaways in 2016 and, with at least 29 takeaways in 2017, would have consecutive seasons with 29 or more takeaways for the first time since 2007-09.

### **TE Cameron Brate**

- Brate has 11 career receiving touchdowns. He needs one more to tie Kellen Winslow (12 from 2009-11) for the third-most touchdown receptions by a tight end in team history.
- Brate has 83 career receptions. He needs 13 more to pass Ken Dilger (95 from 2002-04) for ninth-most, 19 more to pass Jerry Bell (101 from 1982-85) for eighth-most, 32 more to pass Calvin Magee (114 from 1985-88) for seventh-most, 47 more to pass Alex Smith (129 from 2005-08) for sixth-most and 55 more to pass Jackie Harris (137 from 1994-97) for the fifth-most receptions by a tight end in team history.
- Brate has 989 career receiving yards. He needs 230 more to pass Jerry Bell (1,218 from 1982-85) for eighth-most, 263 more to pass Alex Smith (1,252 from 2005-08) for seventh-most 391 more to pass Calvin Magee (1,379 from 1985-88) for sixth-most and 646 more to pass Jackie Harris (1,634 from 1994-97) for the fifth-most receiving yards by a tight end in team history.

### **LB Lavonte David**

- David has 18.0 career sacks, and needs 11 more to pass Broderick Thomas (26.5 from 1989-93) for the most sacks by a linebacker in franchise history.
- David has 10 career interceptions, and needs one more to pass Dave Lewis (10 from 1977-81) for second-most, and 15 more to tie Derrick Brooks (25 from 1995-2008) for the most interceptions by a linebacker in franchise history.
- David has two career defensive touchdowns and needs one more to tie for the fifth-most in franchise history (Donnie Abraham, Cedric Brown, Wayne Haddix, Ricky Reynolds, Aqib Talib and Richard Wood).

### **WR Mike Evans**

- Dating back to last season, Evans has caught a touchdown pass in each of the past three games. With a touchdown reception at Minnesota, he will tie a franchise record for consecutive games with a touchdown reception, which five players have accomplished - Evans (11/2/14 at CLE-11/23/14 at CHI); Mike Williams (12/19/10 vs. DET-9/11/11 vs. DET); Antonio Bryant (11/30/08 vs. NO-12/21/08 vs. SD); Joey Galloway, twice (10/16/05 vs. MIA-11/13/05 vs. WAS; 12/5/04 vs. ATL-12/26/04 vs. CAR) and Bruce Hill (10/16/88 at IND-11/6/88 at CHI).
- Evans has surpassed 1,000 receiving yards in each of his first three seasons and, with 1,000 or more receiving yards this season, will join A.J. Green (2011-14) and Randy Moss (1998-2001) as the only players in NFL history to record 1,000 or more receiving yards in each of their first four seasons. Evans would become the first player in franchise history to have four consecutive 1,000-yard receiving seasons and his four 1,000-yard receiving seasons would be the most by any player in team history.

**WR Mike Evans (Cont.)**

- Evans has recorded 3,671 receiving yards in his first four seasons and needs 636 more this season to pass James Lofton (4,306 from 1978-81) for 10th-most, 660 more to pass Julio Jones (4,330 from 2011-14) for ninth-most, 743 more to pass T.Y. Hilton (4,413 from 2012-15) for eighth-most, 817 more to pass DeAndre Hopkins (4,487 from 2013-16) for seventh-most, 874 more to pass Larry Fitzgerald (4,544 from 2004-07) for sixth-most, 935 more to pass Anquan Boldin (4,605 from 2003-06) for fifth-most, 1,203 more to pass A.J. Green (4,874 from 2011-14) for fourth-most, 1,211 more to pass Jerry Rice (4,881 from 1985-88) for third-most, 1,417 more to pass Torry Holt (5,088 from 1999-2002) and 1,726 more to pass Randy Moss (5,396 from 1998-2001) for the most receiving yards in a players' first four seasons since the 1970 NFL/AFL merger.
- Evans has recorded 28 receiving touchdowns in his first four seasons and with eight more this season, will tie Antonio Freeman (36 from 1995-98), Joey Galloway (36 from 1995-98) and Daryl Turner (36 from 1984-87) for eighth-most, nine more will tie Andre Rison (37 from 1989-92) for seventh-most, 12 more will tie Dez Bryant (40 from 2010-13) and John Jefferson (40 from 1978-81) for fifth-most, 13 more will tie Jimmy Graham (41 from 2010-13) for fourth-most, 16 more will tie Rob Gronkowski (42 from 2010-13) for third-most, 21 more will tie Jerry Rice (49 from 1985-88) for second-most and 25 more will tie Randy Moss (53 from 1998-2001) for the most receiving touchdowns in a players' first four seasons since the 1970 NFL/AFL merger.
- Evans has 28 career receiving touchdowns and needs one more to pass Joey Galloway for third-most (28 from 2004-08), three more to tie Kevin House (31 from 1980-86) for second-most and six more to tie Jimmie Giles (34 from 1978-86) for the most receiving touchdowns in franchise history.
- Evans has 28 touchdowns from scrimmage as a Buccaneer and needs one more to pass Warrick Dunn (28 from 1997-2001, 2008) and Joey Galloway (28 from 2004-08) for fifth-most, three more to tie Kevin House (31 from 1980-86) for fourth-most, six more to tie Jimmie Giles (34 from 1978-86) for third-most and 18 more to tie James Wilder (46 from 1981-89) for the second-most touchdowns in franchise history.

**WR DeSean Jackson**

- Jackson has 46 receiving touchdowns in his career and needs four touchdown more to reach 50 for his career.
- Jackson has four receiving touchdowns of 80 or more yards and needs one more to tie the NFL record of five, shared by Derrick Alexander, Lance Alworth, Bob Hayes and Jerry Rice.
- Jackson has 22 touchdowns of 60 or more yards (including returns) and needs one more to tie Jerry Rice (23) for the most total touchdowns of 60 or more yards in NFL history.
- Jackson has 26 career touchdowns of 50 or more yards and needs one more to tie Terrell Owens (27) for the third-most total touchdowns of 50 or more yards since the 1970 NFL merger.

**DT Gerald McCoy**

- McCoy has five career multi-sack games and needs one more to tie David Logan (six from 1979-1986) for the fifth-most in franchise history and the third-most by a defensive tackle in team history.

**QB Jameis Winston**

- Winston has recorded 51 touchdown passes through his first three seasons and needs 12 more this season needs to tie Ryan Tannehill (63 from 2012-14) for 10th-most, 13 more to tie Cam Newton (64 from 2011-13) for ninth-most, 15 more to tie Matt Ryan (66 from 2008-10) for eighth-most, 18 more to tie Blake Bortles (69 from 2014-16) for seventh-most, 21 more to tie Russell Wilson (72 from 2012-14) for sixth-most, 29 more to tie Andy Dalton (80 from 2011-13) for fifth-most, 30 more to tie Derek Carr (81 from 2014-16) for fourth-most, 34 more to tie Peyton Manning (85 from 1998-2000) for third-most, 35 more to tie Andrew Luck (86 from 2012-14) for second-most and 47 more to tie Dan Marino (98 from 1983-85) for the most passing touchdowns by a player from their rookie season through their third season.
- Winston has 8,336 passing yards through his first two seasons and needs 1,871 more to pass Joe Flacco (10,206 from 2008-10) for 10th-most, 2,221 more to pass Drew Bledsoe (10,556 from 1993-95) for ninth-most, 2,859 more to pass Derek Carr (11,194 from 2014-16) for eighth-most, 2,906 more to pass Blake Bortles (11,241 from 2014-16) for seventh-most, 2,917 more to pass Ryan Tannehill (11,252 from 2012-14) for sixth-most, 2,964 more to pass Cam Newton (11,299 from 2011-13) for fifth-most, 3,025 more to pass Andy Dalton (11,360 from 2011-13) for fourth-most, 3,096 more to pass Dan Marino (11,431 from 1983-85) for third-most, 3,952 more to pass Peyton Manning (12,287 from 1998-2000) for second-most and 4,622 more to Andrew Luck (12,957 from 2012-14) for the most passing yards by a player from their rookie season through their third season.
- Winston has 51 career touchdown passes and needs 10 more to tie Steve DeBerg (61 from 1984-87, 1992-93) for sixth-most, 13 more to tie Brad Johnson (64 from 2001-04) for fifth-most, 19 more to tie Trent Dilfer (70 from 1994-99) for fourth-most, 22 more to tie Doug Williams (73 from 1978-82) for third-most, 26 to tie Vinny Testaverde (77 from 1987-92) for second-most and 29 more to tie Josh Freeman (80 from 2009-13) for the most passing touchdowns in franchise history.
- Winston has 8,336 career passing yards and needs 1,104 more to pass Steve DeBerg (9,439 from 1984-87, 1992-93) for sixth-most, 2,605 more to pass Brad Johnson (10,940 from 2001-04) for fifth-most, 4,312 more to pass Doug Williams (12,648 from 1978-82) for fourth-most and 4,633 more to pass Trent Dilfer (12,969 from 1994-99) for the third-most passing yards in franchise history.

**HEAD TO HEAD**

**LAST REGULAR SEASON MEETING**

**Minnesota leads 32-22**

| Season | Result        | Site      |
|--------|---------------|-----------|
| 1977   | L, 9-3        | Tampa     |
| 1978   | W, 16-10      | Minnesota |
|        | L, 24-7       | Tampa     |
| 1979   | W, 12-10      | Minnesota |
|        | L, 23-22      | Tampa     |
| 1980   | L, 38-30      | Minnesota |
|        | L, 21-10      | Tampa     |
| 1981   | W, 21-13      | Tampa     |
|        | L, 25-10      | Minnesota |
| 1982   | L, 17-10      | Minnesota |
| 1983   | L, 19-16 (OT) | Tampa     |
|        | W, 17-12      | Minnesota |
| 1984   | W, 35-31      | Tampa     |
|        | L, 27-24      | Minnesota |
| 1985   | L, 31-16      | Tampa     |
|        | L, 26-7       | Minnesota |
| 1986   | L, 23-10      | Tampa     |
|        | L, 45-13      | Minnesota |
| 1987   | W, 20-10      | Tampa     |
|        | L, 23-17      | Minnesota |
| 1988   | L, 14-13      | Minnesota |
|        | L, 49-20      | Tampa     |
| 1989   | L, 17-13      | Minnesota |
|        | L, 24-10      | Tampa     |
| 1990   | W, 23-20 (OT) | Minnesota |
|        | W, 26-13      | Tampa     |
| 1991   | L, 28-13      | Minnesota |
|        | L, 26-24      | Tampa     |
| 1992   | L, 26-20      | Minnesota |
|        | L, 35-7       | Tampa     |
| 1993   | L, 15-0       | Minnesota |
|        | W, 23-10      | Tampa     |
| 1994   | L, 36-13      | Tampa     |
|        | W, 20-17 (OT) | Minnesota |
| 1995   | W, 20-17 (OT) | Tampa     |
|        | L, 31-17      | Minnesota |
| 1996   | W, 24-13      | Tampa     |
|        | L, 21-10      | Minnesota |
| 1997   | W, 28-14      | Minnesota |
|        | L, 10-6       | Tampa     |
| 1998   | L, 31-7       | Minnesota |
|        | W, 27-24      | Tampa     |
| 1999   | L, 21-14      | Minnesota |
|        | W, 24-17      | Tampa     |
| 2000   | L, 30-23      | Minnesota |
|        | W, 41-13      | Tampa     |
| 2001   | L, 20-16      | Minnesota |
|        | W, 41-14      | Tampa     |
| 2002   | W, 38-24      | Tampa     |
| 2005   | W, 24-13      | Minnesota |
| 2008   | W, 19-13      | Tampa     |
| 2011   | W, 24-20      | Minnesota |
| 2012   | W, 36-17      | Minnesota |
| 2014   | L, 19-13      | Tampa     |

**Minnesota 19, Tampa Bay 13 (October 26, 2014)**

TAMPA – Despite a late comeback attempt, the Tampa Bay Buccaneers were defeated by the Minnesota Vikings in overtime, 19-13. Following Minnesota winning the opening coin toss and electing to defer, the Tampa Bay offense took the field. Though the Buccaneers converted on fourth-and-1 to extend the drive, quarterback Mike Glennon’s next pass attempt was intercepted by cornerback Captain Munnerylyn at the Minnesota 15. Minnesota then drove to the Tampa Bay 38, where kicker Blair Walsh’s 56-yard field goal attempt went wide left. The game would remain scoreless throughout the remainder of the first quarter and most of the second, until, with five seconds left before the end of the first half, Minnesota was able to put up first points of the game, as Walsh connected on a 46-yard field goal. Opening the second half of play, the Vikings furthered their lead to 10-0, as quarterback Teddy Bridgewater led a drive down the field that ended with a 17-yard touchdown pass to wide receiver Greg Jennings. The Buccaneers began their comeback in the fourth quarter, first getting on the board with a 54-yard field goal by kicker Patrick Murray. Following a Vikings punt, Murray connected on his second field goal of the day, this time a 45-yard attempt, tightening the score to 10-6. Minnesota was forced to punt again, and Tampa Bay took full advantage of its next drive, moving 71 yards on nine plays, including converting on fourth-and-1 from the Minnesota 8. Tight end Austin Seferian-Jenkins nabbed the seven-yard touchdown pass from Glennon, giving the Buccaneers their first lead of the game, 13-10, with just over two minutes left in regulation. The Vikings fought back, however, and responded with a game-tying 38-yard field goal as time expired, sending the game into overtime. Though the Buccaneers took the first possession in overtime, linebacker Anthony Barr forced a fumble by Seferian-Jenkins on the first play from scrimmage, scooping the loose ball up and returning it 27 yards for the Minnesota touchdown and victory.



## REGULAR SEASON SERIES HIGHLIGHTS

## AGAINST THE OPPOSITION

QB **Fran Tarkenton** hits RB **Chuck Foreman** on a 31-yard TD pass, as the Vikings escape with a 9-3 win at Tampa Stadium (9/24/77)... Bucs gain just 155 total yards but force four Minnesota turnovers en route to a 16-10 road win (9/17/78)... QB **Doug Williams** scores on a 13-yard TD run with 19 seconds left but the ensuing PAT is blocked, giving the Vikings a 23-22 win (11/25/79)... Tampa Bay would rebound to win the division crown... RB **James Wilder** runs for 219 yards - including a 75-yard TD - as Bucs earn 17-12 win (11/6/83), their first at the Metrodome... **Steve Christie** kicks 36-yard FG in OT to lift Bucs to 23-20 road win (9/30/90)... Tampa Bay scores 17 points in the fourth quarter en route to 24-13 win in Tampa (10/13/96), Tony Dungy's first win as head coach... Bucs open 3-0 with a 28-14 win at Minnesota (9/14/97)... QB **Trent Dilfer** completes 15-of-20 passes for 192 yards and two TDs... QB **Shaun King** makes his starting debut and leads the Bucs to a 24-17 win before a then-record crowd of 65,741 on Monday Night Football in Tampa (12/6/99)... Despite **Donnie Abraham's** 53-yard return of a blocked field goal in the fourth quarter, Minnesota rallies for a 30-23 victory in the Metrodome on another Monday night (10/9/00)... Both teams rack up more than 400 yards of offense (10/29/00) but the Bucs win a blowout, 41-13, behind King's career-best four touchdown passes... QB **Brad Johnson** threw for a career-high five touchdown passes vs. Minnesota as the Buccaneers defeated the Vikings for the fifth consecutive time at home (11/3/02)... RB **Cadillac Williams** ran for 148 yards and one touchdown on 27 carries to lift the Buccaneers past the Vikings in Minnesota, marking the third victory over the Vikings in the past three meetings (9/11/05)... Led by four field goals from K **Matt Bryant**, the Buccaneers extended their winning streak over the Vikings to four games (11/16/08)... Tampa Bay overcame a 17-point halftime deficit en route to a 24-20 win at Minnesota (9/18/11)... The win marked the second-largest comeback victory in team history... Behind 416 yards of offense, including RB **Doug Martin's** 214 combined yards (135 rushing, 79 receiving) and two touchdowns (one rushing, one receiving), the Buccaneers cruised to a Thursday Night victory in Minnesota, 36-17 (10/25/12)... Tampa Bay scored 13 points in the fourth quarter to take the lead, but a Minnesota field goal as time expires forces overtime, where the Vikings prevailed, 19-13 (10/26/14).

Below are highlights of how selected Buccaneers have performed during their careers against the Minnesota Vikings.

DE **Robert Ayers Jr.:** While with the New York Giants, recorded six tackles and 1.5 sacks (12/27/15).

S **Chris Conte:** Faced the Vikings six times as a member of the Chicago Bears, recording 29 tackles, two passes defensed and one interception, returned 35 yards, en route to a 4-2 record.

LB **Lavonte David:** Led all players with 14 tackles, including three tackles for loss (10/26/14).

WR **DeSean Jackson:** While with the Philadelphia Eagles, caught a career-high 10 passes for 195 yards and a touchdown (12/15/13)... As a member of the Washington Redskins, caught four passes for 120 yards and a touchdown (11/2/14).

DT **Gerald McCoy:** Notched two tackles, one tackle for loss, a pass defensed and one sack (10/26/14).

DT **Clinton McDonald:** As a member of the Seattle Seahawks, recorded three tackles (two solo, one assisted), a pass defensed, a fumble recovery, and an interception returned three yards in a win (11/17/13).

S **T.J. Ward:** While playing for the Cleveland Browns, registered eight tackles and one interception in a win over Minnesota (9/22/13)... As a member of the Denver Broncos, registered a career-high 2.0 sacks in a win against Minnesota (10/4/15), to go along with six tackles and a forced fumble.

## REGULAR SEASON SUPERLATIVES VS. MINNESOTA

### INDIVIDUAL SINGLE-GAME HIGHS VS. MINNESOTA

#### RUSHING YARDS

| Yards | Player      | Game         |
|-------|-------------|--------------|
| 219   | J. Wilder   | @ 11/6/83    |
| 148   | C. Williams | @ 9/11/05    |
| 146   | J. Wilder   | @ 11/4/84    |
| 135   | D. Martin   | @ 10/25/12   |
| 129   | M. Alstott  | vs. 10/28/01 |

#### RUSHING TOUCHDOWNS

| Number | Player                   | Game         |
|--------|--------------------------|--------------|
| 3      | M. Alstott               | vs. 10/28/01 |
| 2      | 3 times, last L. Blount  | @ 9/18/11    |
| 1      | 29 times, last D. Martin | @ 10/25/12   |

#### PASSING YARDS

| Yards | Player        | Game        |
|-------|---------------|-------------|
| 486   | D. Williams   | @ 11/16/80  |
| 330   | V. Testaverde | vs. 12/8/91 |
| 313   | B. Johnson    | vs. 11/3/02 |
| 311   | D. Williams   | vs. 10/1/78 |
| 301   | T. Dilfer     | @ 10/3/99   |

#### PASSING TOUCHDOWNS

| Number | Player                    | Game         |
|--------|---------------------------|--------------|
| 5      | B. Johnson                | vs. 11/3/02  |
| 4      | 2 times, last S. King     | vs. 10/29/00 |
| 3      | 2 times, last J. Freeman  | @ 10/25/12   |
| 2      | 9 times, last B. Griese   | @ 9/11/05    |
| 1      | 27 times, last M. Glennon | vs. 10/26/14 |

#### RECEPTIONS

| Number | Player                    | Game         |
|--------|---------------------------|--------------|
| 13     | J. Wilder                 | vs. 9/15/85  |
| 11     | J. Green                  | @ 10/9/00    |
| 9      | K. Johnson                | vs. 11/3/02  |
| 8      | 2 times, last S. Holloway | vs. 10/18/87 |
| 7      | 11 times, last K. Johnson | @ 9/30/01    |

#### RECEIVING YARDS

| Yards | Player     | Game        |
|-------|------------|-------------|
| 149   | I. Hagins  | @ 10/28/79  |
| 133   | K. Johnson | vs. 11/3/02 |
| 132   | M. Owens   | vs. 10/1/78 |
| 131   | J. Green   | @ 10/9/00   |
| 126   | K. House   | vs. 10/7/84 |

#### RECEIVING TOUCHDOWNS

| Number | Player                             | Game         |
|--------|------------------------------------|--------------|
| 2      | 4 times, last A. Smith             | @ 9/11/05    |
| 1      | 56 times, last A. Seferian-Jenkins | vs. 10/26/14 |

### TEAM SINGLE-GAME HIGHS VS. MINNESOTA

#### FIRST DOWNS

| Number | Game                       |
|--------|----------------------------|
| 27     | 2 times, last vs. 11/3/02  |
| 26     | vs. 10/28/01               |
| 24     | vs. 11/8/92                |
| 23     | 3 times, last vs. 10/25/12 |
| 22     | 5 times, last @ 10/9/00    |

#### TOTAL NET YARDS

| Yards | Game                      |
|-------|---------------------------|
| 573   | @ 11/16/80                |
| 446   | 2 times, last vs. 11/3/02 |
| 425   | vs. 11/25/79              |
| 416   | @ 10/25/12                |
| 413   | vs. 10/29/00              |

#### NET YARDS RUSHING

| Yards | Game         |
|-------|--------------|
| 246   | vs. 11/1/98  |
| 208   | @ 11/6/83    |
| 199   | vs. 12/16/90 |
| 191   | @ 9/14/97    |
| 186   | @ 9/30/90    |

#### NET YARDS PASSING

| Yards | Game        |
|-------|-------------|
| 486   | @ 11/16/80  |
| 328   | vs. 12/8/91 |
| 313   | vs. 11/3/02 |
| 290   | @ 9/12/82   |
| 286   | @ 10/3/99   |

#### RUSHING TOUCHDOWNS

| Number | Game                       |
|--------|----------------------------|
| 3      | 3 times, last vs. 10/28/01 |
| 2      | 4 times, last vs. 9/18/11  |
| 1      | 21 times, last @ 10/25/12  |

#### PASSING TOUCHDOWNS

| Number | Game                        |
|--------|-----------------------------|
| 5      | vs. 11/3/02                 |
| 4      | 2 times, last vs. 10/29/00  |
| 3      | 2 times, last @ 10/25/12    |
| 2      | 10 times, last @ 9/11/05    |
| 1      | 25 times, last vs. 10/26/14 |

**FORMER BUCCANEERS**

- Vikings Defensive Backs Coach **Jerry Gray** played for the Buccaneers for one season (1993).
- Vikings Assistant Offensive Line Coach **Andrew Janocko** spent two seasons (2012-13) as an offensive assistant with the Tampa Bay Buccaneers.
- Vikings K **Kai Forbath** spent the 2012 offseason and training camp with the Buccaneers.
- Vikings T **Mike Remmers** spent time on the Buccaneers practice squad in 2012.

**FORMER VIKINGS**

- Buccaneers Defensive Line Coach **Jay Hayes** served as the Special Teams Coach in Minnesota in 2002.
- Buccaneers Tight Ends Coach **Ben Steele** played two seasons (2003-04) at tight end for the Minnesota Vikings.
- Buccaneers Offensive Assistant **Skyler Fulton** played one season for the Vikings (2005).
- Buccaneers DB **Josh Robinson** was drafted by the Minnesota Vikings in the third round (66th overall) of the 2012 NFL Draft and spent four seasons with the team (2012-15).

**COACHING CONNECTIONS**

- Buccaneers Head Coach **Dirk Koetter** (2007-11), Special Teams Coordinator **Nate Kaczor** (2008-11), Defensive Coordinator **Mike Smith** (2003-07), Linebackers Coach **Mark Duffner** (2006-13) and Vikings Running Backs Coach **Kennedy Polamalu** (2005-09) all coached together in Jacksonville. Buccaneers Assistant Defensive Line Coach **Paul Spicer** played for the Jaguars during this time (2000-08).
- Buccaneers Defensive Line Coach **Jay Hayes** and Vikings Head Coach **Mike Zimmer** coached together in Cincinnati (2008-13). Buccaneers Offensive Line Coach **George Warhop** also coached with **Zimmer** and Tight Ends Coach **Tony Sparano** in Dallas (2003-04). Buccaneers Assistant Wide Receivers Coach and Game Management Coach **Andrew Weidinger** coached with **Zimmer** in Atlanta (2007).
- Buccaneers Defensive Backs Coach **Brett Maxie** and Vikings Defensive Coordinator **George Edwards** coached together in Miami (2007). **Maxie** also coached alongside Vikings Tight Ends Coach **Clancy Barone** in Atlanta (2004-06).
- **Kaczor** and **Brett Maxie** coached alongside Vikings Assistant Defensive Backs Coach **Jonathan Gannon** and Defensive Backs Coach **Jerry Gray** in Tennessee (2012-13).
- Buccaneers Offensive Line Coach **George Warhop** coached under Vikings Offensive Coordinator **Pat Shurmur** when he was the head coach of the Cleveland Browns (2011-12). **Warhop** also coached with Vikings Assistant Wide Receivers Coach **Drew Petzing** in Cleveland (2013).

**PLAYER/COACH CONNECTIONS**

- Buccaneers CB **Brent Grimes** played for Vikings Head Coach **Mike Zimmer** when he was the defensive coordinator in Atlanta (2007).
- Buccaneers S **T.J. Ward** was coached by Vikings Offensive Coordinator **Pat Shurmur** in Cleveland.
- Buccaneers G **Kevin Pamphile** and DE **Ryan Russell** played for Vikings Wide Receivers Coach **Darrell Hazell** when he was the head coach at Purdue.

**MINNESOTA TIES**

- Buccaneers Assistant Offensive Line Coach **Butch Barry** was the offensive line coach at Southwest Minnesota State from 2004-05.
- Buccaneers Director of Football Technology **Spencer Dille** received both his Bachelors of Computer Engineering and Masters of Computer Science degrees from the University of Minnesota.

**FLORIDA TIES**

- Vikings Ownership Partner **Alan Landis** and his wife **Linda** reside in Florida.
- Vikings Defensive Coordinator **George Edwards** coached at Florida (1990-91).
- Vikings Defensive Line Coach **Andre Patterson** coached at Florida International University for one season (2013).
- Vikings WR **Rodney Adams** is a native of St. Petersburg and played collegiately at South Florida.
- Vikings CB **Mackensie Alexander** is a native of Immokalee.
- Vikings QB **Teddy Bridgewater** is a native of Miami, Florida, and attended Miami Northwestern High School along with Buccaneers Linebacker **Lavonte David** (2007).
- Vikings WR **Stacy Coley** is a native of Pompano Beach and played collegiately at Miami.
- Vikings RB **Dalvin Cook** is a native of Miami and played collegiately at Florida State.
- Vikings LB **Noor Davis** is a native of Leesburg.
- Vikings T **Rashod Hill** is a native of Jacksonville.
- Vikings G **Danny Isidora** is a native of Weston and played collegiately at Miami.
- Vikings S **Jayron Kearse** is a native of Fort Myers.
- Vikings LB **Emmanuel Lamur** is a native of Delray Beach.
- Vikings RB **Latavius Murray** played collegiately at Central Florida.
- Vikings CB **Jabari Price** is a native of Pompano Beach, Florida, and attended Blanche Ely High School.
- Vikings CB **Xavier Rhodes** is a native of Miami and played collegiately at Florida State.
- Vikings DT **Sharrif Floyd** played collegiately at Florida.

**FORMER NFL TEAMMATES**

- Buccaneers DT **Chris Baker** and Dolphins C **Joe Berger** were teammates in Miami (2010).
- Buccaneers WR **DeSean Jackson** (2014-16) and DT **Chris Baker** (2011-16) were teammates with Vikings K **Kai Forbath** (2012-15) in Washington.
- Buccaneers QB **Ryan Fitzpatrick** and Vikings QB **Case Keenum** were teammates in Houston (2014). **Keenum** and Buccaneers LB **Cameron Lynch** were teammates with the St. Louis Rams (2015).
- Buccaneers K **Nick Folk** (2010-16) and **Ryan Fitzpatrick** (2015-16) were teammates with Vikings P **Ryan Quigley** (2013-15) with the New York Jets. **Folk** also played alongside Vikings CB **Terence Newman** were teammates in Dallas (2007-09).
- Buccaneers LB **Adarius Glanton** (2014) and CB **Robert McClain** (2010, 2015-16) were teammates with Vikings T **Mike Remmers** (2014-16) in Carolina.

**FORMER COLLEGE TEAMMATES**

- Buccaneers QB **Jameis Winston** (2012-14) and CB **Javien Elliott** (2015) were teammates with Vikings CB **Xavier Rhodes** (2010-12) and RB **Dalvin Cook** (2014-16) at Florida State.
- Buccaneers WR **Adam Humphries** (2011-14) played alongside Vikings CB **Mackensie Alexander** (2014-15) and S **Jayron Kearse** (2013-15) at Clemson.
- Buccaneers DT **Gerald McCoy** and Vikings QB **Sam Bradford** were teammates at Oklahoma (2007-09).
- Buccaneers OL **Caleb Benenoch** (2013-15) played alongside Vikings LB **Anthony Barr** (2010-13) and LB **Eric Kendricks** (2011-14) at UCLA.



Dirk Koetter was named the 11th head coach in franchise history on January 15, 2016, after serving as offensive coordinator in 2015.

In his first season as an NFL head coach, Koetter led Tampa Bay to a 9-7 record, the team's most wins since 2010 and the second-most wins by any coach in their first season with the Buccaneers (Jon Gruden – 12).

Over the past two seasons, Koetter has helped guide the Buccaneers to one of the NFL's top offenses, ranking ninth in yards per game (361.1), having the sixth-highest third-down conversion rate (42.8 pct.) and totaling the sixth-most first downs (676) during that timeframe. The Buccaneers set a franchise record for third-down conversion rate in 2016 at 43.9 pct. Tampa Bay has posted consecutive seasons with at least 5,500 yards of offense for the first time in franchise history. The team has scored at least 340 points in each of the past two seasons, the first time they have reached that mark in back-to-back years. After scoring 342 points (sixth-most in team history) and 37 touchdowns (ninth-most) in 2015, the Buccaneers increased those numbers in 2016, scoring 354 points (fourth-most) and 41 touchdowns (third-most).

In 2016, Koetter continued to help with the development of quarterback Jameis Winston, who set single-season franchise records for passing yards (4,090) and passing touchdowns (28). Winston became the youngest player to throw for 50 touchdowns in NFL history and the first player in league history to throw for at least 4,000 yards in each of his first two seasons. Winston has the second-most passing yards by any player through their first two seasons and the fifth-most passing touchdowns.

Much of Winston's success came from throwing to wide receiver Mike Evans, who earned his first career Pro Bowl nod after recording 96 catches for 1,321 yards and 12 touchdowns. His 12 touchdown receptions tied Evans' own franchise record and tied for the second-most in the NFL in 2016, while his 1,321 receiving yards were the third-most in a season in team history and the fourth-most in the league last year. Evans' 96 receptions are the second-most ever by a Buccaneer and ranked sixth in the NFL last season.

The 2016 season also saw a breakout performance from tight end Cameron Brate, who tied for the NFL lead in touchdown catches by a tight end, with eight, which matched the highest mark ever by a Buccaneers tight end (Jimmie Giles, 1985). Brate was second on the team in both receptions (57) and receiving yards (660), both of which ranked in the top 10 in Buccaneers history for tight ends.

Koetter's first season also saw a defensive improvement, with the Buccaneer recording 29 takeaways, the third-highest mark in the NFL and an improvement from 23 the previous season. After allowing 26.1 points per game in 2015 (26th in the league), the 2016 team allowed only 23.1 points per game (15th in the league). Tampa Bay punter Bryan Anger also had the best punting season in team history in 2016, setting franchise records for punts inside the 20 (37 – tied for the third-most in the NFL) and net punting average (42.7, the fourth-best mark in the NFL).

In his first season with Tampa Bay (2015), Koetter helped pilot one of the most successful offenses in the NFL and one of the best in team history. The team set the franchise records for total yards (6,014 – 357.0 per game), while posting the second-most rushing yards (2,162 – 135.1 per game), the then-second-most passing yards (3,852 – 240.8 per game), along with the then-fifth-most total points (342 – 21.4 per game). Tampa Bay ranked fifth in the NFL in yards per game (375.9), fifth in rushing yards per game (135.1) and second in the league in rush average (4.75). It marked the first time in franchise history that the Buccaneers have finished in the top five in total offense.

Much of Tampa Bay's offensive success in 2015 came at the hands of rookie quarterback Jameis Winston, who accounted for 28 total touchdowns (22 passing, six rushing). Koetter also helped guide Winston to 4,042 passing yards, which were the second-most in a single season in team history and the third-most by a rookie in NFL history. Winston's 22 passing touchdowns were tied for the fourth-most in a single season in team history and the fourth-most by a rookie in NFL history. His six rushing touchdowns and 28 combined touchdowns were the most in a single season by a Buccaneers quarterback, while his 28 total touchdowns were tied for the third-most by a rookie in NFL history.

Prior to Koetter's arrival, the Buccaneers ranked 29th in rushing and tied for 29th in sacks allowed in 2014. In 2015, under Koetter's guidance, the unit completed an impressive turnaround. Despite starting two rookies on the offensive line, Tampa Bay still managed to block for the NFL's second-leading rusher (Doug Martin – 1,402 yards) and tied for the fourth-fewest sacks in the league. While Martin was a large part of the team's success running the ball, he was aided by running back Charles Sims, who totaled 1,090 scrimmage yards (107 rushes for 529 yards, 51 catches for 561 yards). Sims averaged 6.9 yards per touch, the most by any player in the NFL with at least 150 touches since 2011 (Darren Sproles in 2011, 7.6 avg.). Martin and Sims' combined 2,566 yards from scrimmage were the most by a running back duo in the NFL in 2015 and set a franchise record for backfield teammates.

Koetter also played a key role in revamping the Buccaneers' passing game. Part of the team's success passing the ball came from targeting top wide receiver Mike Evans, who caught 74 passes for 1,206 yards. His 1,206 yards are the seventh-most in a single season in team history and stood as the 11th-most in the league in 2015. Sims' 561 receiving yards were the fourth-most by a running back in the NFL in 2015, while his four receiving touchdowns set a franchise record and tied for the second-most in the league by a running back.

## DIRK KOETTER

Koetter joined the Buccaneers after three seasons working as the offensive coordinator for the Atlanta Falcons (2012-14). During his three seasons with Atlanta, the team cumulatively ranked second in the NFL in completion percentage (67.4), third in third-down conversion percentage (44.1), fourth in passing yards (277.2 per game), ninth in passing touchdowns (86), ninth in passer rating (93.9), 10th in points (24.0 per game) and 10th in total yardage (363.5 per game), while posting the second-fewest penalties (243) and penalty yards (2,043), seventh-fewest turnovers (69) and the ninth-lowest interception percentage (2.4) in the league. Koetter was part of the Falcons staff that went 13-3 in 2012 and played in the NFC Championship Game.

Under Koetter, Falcons quarterback Matt Ryan posted three of the four highest passing yardage seasons in franchise history to that point, as well as three of the five highest completion percentage seasons. In 2012, Ryan set then-franchise records and personal bests in passing yards (4,719), completion percentage (68.6) and passing touchdowns (32), while recording the second-highest passer rating mark in Falcons history (99.1). Atlanta wide receivers also flourished under Koetter, with Julio Jones setting a then-franchise record and ranking third in the NFL in receiving yards in 2014 with 1,593 yards. In those three seasons, the Falcons had a different player lead the team in receiving yards each season (Roddy White, 2012; Harry Douglas, 2013; Jones, 2014).

While Koetter was in charge of the Falcons' offense, he coached three players to Pro Bowl appearances (Julio Jones, 2012, 2014; Tony Gonzalez, 2012-13; Matt Ryan, 2012), with Gonzalez earning first-team All-Pro honors in 2012. In his first season with Koetter in 2012, Gonzalez set a franchise record for receiving yards by a tight end, recording 93 catches for 930 yards – the most he had recorded in either category since 2008. That same season, Jones and White combined for 2,549 receiving yards, the most by a duo in the NFL.

Prior to joining the Falcons, Koetter spent five seasons as the offensive coordinator of the Jacksonville Jaguars (2007-11). In his five years with the Jaguars, the team cumulatively ranked third in the NFL in rushing yards (132.0 per game) and sixth in rushing average (4.41). Koetter's Jacksonville offenses also showed a penchant for taking care of the football, tallying the seventh-fewest turnovers in the league during that time.

Koetter had immediate success in Jacksonville, with his 2007 team setting franchise records in points (25.7 per game, sixth in the NFL) and total offense (357 yards per game, seventh in the NFL). In his first season as the starter, quarterback David Garrard ranked third in the NFL and set a franchise record in passer rating (102.2), throwing a league-low three interceptions, while leading the team to a Wild Card playoff berth and a win over the Pittsburgh Steelers. In 2008, Garrard threw for a career-best 3,620 yards and in 2010 he tossed 23 touchdowns, a career high and a franchise record.

While with the Jaguars, Koetter coached four different players to six Pro Bowl selections, including running back Maurice Jones-Drew, who earned three trips to the Pro Bowl and led the NFL in rushing in 2010 en route to earning an All-Pro selection. Koetter also helped tight end Mercedes Lewis earn a Pro Bowl berth following the 2010 season, when Lewis caught 10 touchdown passes, then tied for the most in a season in Jaguars history.

Before joining the Jaguars, Koetter spent 22 years at the collegiate level, the final six as the head coach at Arizona State (2001-06). In his six seasons with the Sun Devils, Koetter led the team to four bowl games, posting a 40-34 record. Working as both the head coach and offensive coordinator, he helped Arizona State average nearly 30 points per game over six seasons, while ranking in the top 20 in the nation in passing offense in five of his six years. In addition, five of the six Sun Devil teams during Koetter's tenure produced a 1,000-yard receiver and quarterbacks that threw for 20 or more touchdowns in five of six seasons.

Koetter's first head coaching opportunity came at Boise State, where he spent three seasons (1998-2000), finishing with a 26-10 record and two consecutive bowl wins. He was a two-time Big West Coach of the Year and two-time conference champion.

A native of Pocatello, Idaho, Koetter played collegiately at Idaho State (1978-81), helping his team to a Division I-AA national championship as a senior. He graduated with a bachelor's degree in physical education and earned a master's in athletic administration a year later. After getting his master's, he became the head coach at Highland (Idaho) High School, where he worked from 1983-84, going 19-4 and winning the 1984 state championship.

In 1985, Koetter worked as the offensive coordinator at San Francisco State and from 1986-88 was the offensive coordinator and quarterbacks coach at the University of Texas El-Paso. He then served as offensive coordinator/quarterbacks coach at Missouri from 1989-93 and offensive coordinator at Boston College (1994-95) and Oregon (1996-97).

Koetter, 58, and his wife, Kim, have two daughters, Kaylee and Kendra, and two sons, Derek and Davis.

### DIRK KOETTER COACHING CAPSULE

**Coaching Years in NFL:** 11th year (2nd as Head Coach)

**Buccaneers Head Coach:** 2nd year

**Regular Season Record:** 10-7 (.588)

**Postseason Record:** 0-0 (N/A)

## ASSISTANT COACHES

### OFFENSE



Offensive Coordinator/Wide Receivers Coach **Todd Monken**

- **Experience:** 6th Year NFL, 2nd Year Buccaneers
- **Notes:** Tampa Bay averaged 346.4 yards per game in 2016, the third-highest mark in team history, while scoring 22.1 points per game, the fourth-most in team history.
- **Gameday Location:** Field



Quarterbacks Coach **Mike Bajakian**

- **Experience:** 6th Year NFL, 3rd Year Buccaneers
- **Notes:** QB Jameis Winston set single-season franchise records in passing yards (4,090) and passing touchdowns (28) in 2016.
- **Gameday Location:** Field



Assistant Offensive Line **Butch Barry**

- **Experience:** 3rd Year NFL, 3rd Year Buccaneers
- **Notes:** Helped coach a unit that saw second-year players guard Ali Marpet and tackle Donovan Smith each play every single snap for the Buccaneers.
- **Gameday Location:** Coaching Booth



Offensive Assistant **Skyler Fulton**

- **Experience:** 1st Year NFL, 1st Year Buccaneers
- **Notes:** Fulton, who worked with the Buccaneers in the 2016 preseason and during the final weeks of the regular season, is in his first full season as a coach with the team.
- **Gameday Location:** Field



Offensive Quality Control **Zack Grossi**

- **Experience:** 4th Year NFL, 4th Year Buccaneers
- **Notes:** After spending time with the personnel department (2014-15) and as assistant to the head coach (2016), Grossi is in his first season as offensive quality control.
- **Gameday Location:** Coaching Booth



Running Backs Coach **Tim Spencer**

- **Experience:** 13th Year NFL, 4th Year Buccaneers
- **Notes:** Helped coach Jacquizz Rodgers to a career-high and team-leading 560 rushing yards, including his first two career 100-yard games, in 2016.
- **Gameday Location:** Field



Tight Ends Coach **Ben Steele**


- **Experience:** 5th Year NFL, 4th Year Buccaneers
- **Notes:** In his first season as the tight ends coach in 2017, after spending the previous three seasons as offensive quality control with the Buccaneers.
- **Gameday Location:** Field

### OFFENSE (CONT.)



Run Game Coordinator/Offensive Line Coach **George Warhop**

- **Experience:** 22nd Year NFL, 4th Year Buccaneers
- **Notes:** Helped coach an offense that converted a franchise-record 43.9 percent of third-down attempts, the sixth-highest mark in the NFL..
- **Gameday Location:** Field



Asst. Wide Receivers Coach/Game Management **Andrew Weidinger**


- **Experience:** 10th Year NFL, 2nd Year Buccaneers
- **Notes:** WR Mike Evans had career highs in receptions (96), receiving yards (1,321) and receiving touchdowns (12), earning his first career Pro Bowl selection..
- **Gameday Location:** Coaching Booth

### DEFENSE




Defensive Coordinator **Mike Smith**

- **Experience:** 18th Year NFL, 2nd Year Buccaneers
- **Notes:** Forced 29 takeaways last season, the third-highest mark in the NFL, including 17 interceptions ,the fourth-most in the league.
- **Gameday Location:** Coaching Booth



Defensive Quality Control **Dave Borgonzi**

- **Experience:** 7th Year NFL, 4th Year Buccaneers
- **Notes:** Assisted a Buccaneers' defense that held opponents to a league-low 34.4 percent third-down conversion rate, the best mark by a Buccaneers defense since 2003.
- **Gameday Location:** Coaching Booth



Defensive Assistant **Danny Breyer**

- **Experience:** 3rd Year NFL, 2nd Year Buccaneers
- **Notes:** Breyer spent the 2016 season as a football analytics assistant. He is in his first season as a defensive assistant in 2017.
- **Gameday Location:** Field



Linebackers Coach **Mark Duffner**

- **Experience:** 21st Year NFL, 2nd Year Buccaneers
- **Notes:** LB Lavonte David was voted as a Pro Bowl alternate, while tying for the NFL lead in tackles for loss, with 17.
- **Gameday Location:** Field



Defensive Line Coach **Jay Hayes**

- **Experience:** 19th Year NFL, 2nd Year Buccaneers
- **Notes:** DT Gerald McCoy earned his fifth consecutive Pro Bowl selection after recording a team-leading 7.0 sack, the fourth-most in the NFL among defensive tackles.
- **Gameday Location:** Field

## ASSISTANT COACHES (CONT.)

### DEFENSE (CONT.)



Secondary Coach **Jon Hoke**

- **Experience:** 15th Year NFL, 2nd Year Buccaneers
- **Notes:** Tampa Bay's secondary was responsible for 14 of the team's 17 interceptions, with CB Brent Grimes and S Keith Tandy tying for the team lead in interceptions with four.
- **Gameday Location:** Field



Defensive Backs Coach **Brett Maxie**

- **Experience:** 17th Year NFL, 2nd Year Buccaneers
- **Notes:** CB Brent Grimes was named a Pro Bowl alternate in 2016, after leading the NFL in passes defended, with 24.
- **Gameday Location:** Coaching Booth



Assistant Defensive Line Coach **Paul Spicer**

- **Experience:** 5th Year NFL, 3rd Year Buccaneers
- **Notes:** Assisted in the development of rookie DE Noah Spence, who notched 5.5 sacks and three forced fumbles in his debut campaign.
- **Gameday Location:** Coaches Booth

### SPECIAL TEAMS



Special Teams Coordinator **Nate Kaczor**

- **Experience:** 9th Year NFL, 1st Year Buccaneers
- **Notes:** P Bryan Anger set Buccaneers records for both punts inside the 20 (37) and net punting average (42.7).
- **Gameday Location:** Field



Assistant Special Teams Coach **Carlos Polk**

- **Experience:** 8th Year NFL, 4th Year Buccaneers
- **Notes:** During Polk's first three seasons as assistant special teams coach (2014-16), Tampa Bay has allowed only 5.5 yards per punt return, the lowest mark in the league during that time.
- **Gameday Location:** Field

## ACTIVE ROSTER BREAKDOWN

**Oldest Buccaneer:** QB Ryan Fitzpatrick, 34, born 11/24/1982  
**Youngest Buccaneer:** WR Chris Godwin, 21, born 2/27/1996  
**Tallest Buccaneer:** T Demar Dotson, 6-9  
**Shortest Buccaneers:** RB Jacquizz Rodgers, 5-6  
**Heaviest Buccaneer:** DT Sealver Siliga, 345  
**Lightest Buccaneer:** WR DeSean Jackson, WR Bernard Reedy, 175  
**Most Seasons as a Buccaneer:** T Demar Dotson, 9, joined in 2009  
**Most NFL Seasons:** 13: QB Ryan Fitzpatrick

**Former First-Round Picks:** 7, R. Ayers (18th), M. Evans (7th), V. Hargreaves III (11th), O.J. Howard (19th), G. McCoy (3rd), J. Winston (1st)

**Former Pro Bowlers:** 8: M. Evans, B. Grimes, L. David, D. Jackson, D. Martin, G. McCoy, T.J. Ward, J. Winston

**Buccaneers with SB Exp.:** 7:  
 R. Ayers (XLIX w/DEN); R. McClain (50 w/CAR);  
 C. McDonald (XLVIII w/SEA); S. Siliga (XLIX w/NE);  
 E. Smith (XLV w/GB); J.R. Sweezy (XLVIII & XLIX w/SEA)  
 T.J. Ward (50 w/DEN)

**College With Most Buccaneers:** Florida State & West Virginia tied, 3 each

**Conference With Most Buccaneers:** SEC, 11:  
 Alabama (O.J. Howard), Auburn (Peyton Barber),  
 Florida (Vernon Hargreaves), LSU (Kwon Alexander, Kendall Beckwith)  
 Missouri (Jacquies Smith), Tennessee (Robert Ayers, Luke Stocker),  
 Texas A&M (Justin Evans, Mike Evans)

**Buccaneers not from Division I:** 4  
 TE Antony Auclair (Laval); CB Brent Grimes (Shippensburg);  
 G Ali Marpet (Hobart); T Leonard Wester (Missouri Western)

**State that produced most Buccaneers:** Florida, 9:  
 Lavonte David (Miami), Javien Elliott (Panama City)  
 Nick Folk (Hollywood), Adarius Glanton (Bartow)  
 Vernon Hargreaves III (Tampa), Kevin Pamphile (Miami)  
 Bernard Reedy (St. Petersburg), Josh Robinson (Sunrise)  
 Garrison Sanborn (Tampa)

### TEAM CAPTAINS

#### Offense

Mike Evans (1st year)  
 Jameis Winston (2nd year)

#### Defense

Kwon Alexander (1st year)  
 Lavonte David (4th year)  
 Gerald McCoy (6th year)

#### Special Teams

Josh Robinson (1st year)

**MIKE ZIMMER**



Mike Zimmer was hired as the 9th Head Coach in Vikings history on January 15, 2014. A veteran defensive coordinator, Zimmer enters his 24th season on an NFL sideline, having spent 14 years as defensive coordinator for Cincinnati (2008-13), Atlanta (2007) and Dallas (2000-06).

In 2016, Zimmer coached the No. 3 defense in the NFL, highlighted by five Pro Bowlers— DE Everson Griffen, S Harrison Smith, LB Anthony Barr, DT Linval Joseph and CB Xavier Rhodes. On offense, QB Sam Bradford completed 71.6 percent of his passes on the season, setting a new NFL record for completion percentage, while also setting a team record for interception percentage at 0.9 percent.

Zimmer led the team to an NFC North title and a Wild Card Playoff berth in 2015, his second season with the team. In his first season with Minnesota, Zimmer helped engineer vast improvements on the defense, going from 32nd in the league in offensive points allowed to 13th and from 31st in pass defense to seventh.

Zimmer has been a part of 12 playoff teams in his NFL tenure and teams that have won eight Division titles. He coached the Cowboys DBs when the team won Super Bowl XXX over Pittsburgh after the 1995 season.

Zimmer's arrival in Cincinnati for the 2008 season signaled a franchise turnaround on the defensive side of the ball. The Bengals notched top-10 defensive rankings in 2009, '11, '12 and '13 after only cracking the NFL's top 10 once in 18 seasons prior to Zimmer joining the team. During his tenure, Zimmer coached Geno Atkins as he became one of the top DTs in the NFL, earning consensus All-Pro honors in 2012 and Pro Bowl berths in 2011 and 2012. In 2013, LB Vontaze Burfict continued his rise from an undrafted rookie free agent in 2012 to a Pro Bowler in 2013.

Zimmer led top-10 defenses for Dallas in both a 4-3 and 3-4 scheme. The 2003 Cowboys defense ranked #1 in the NFL with only 253.3 yards per game allowed. During Zimmer's tenure in Dallas as DBs coach (1994-99) and Defensive Coordinator (2000-06) the team ranked in the top 5 of NFL scoring defense a total of 6 times. The 1995 Cowboys hoisted the Lombardi Trophy in Super Bowl XXX with a win over Pittsburgh and one of Zimmer's pupils, CB Larry Brown, won the Super Bowl MVP award with a pair of INTs in the game. Brown is 1 of only 3 DBs to earn Super Bowl MVP honors in the history of the game.

Before moving to the NFL ranks, Zimmer spent 15 seasons coaching at the collegiate level. He spent his final 5 seasons in the college ranks as defensive coordinator at Washington State from 1989-93. Zimmer was at Weber State from 1981-88, serving as defensive coordinator from 1983-88. He entered the coaching profession at Missouri where he served as an assistant from 1979-80.

Zimmer played QB and later LB at Illinois State, earning a degree in physical education. He has 3 children, son Adam and daughters Corri and Marki. Vikki Zimmer, Mike's wife of 27 years, passed away in Cincinnati on October 8, 2009. The Pro Football Writers of America recognized Zimmer overcoming the tragedy and the Bengals #4 ranked defense playing a key role in winning then AFC North title by voting him the winner of the Halas Award for the season, an annual award presented to the individual in the NFL that overcame the most adversity to succeed.

**MIKE ZIMMER COACHING CAPSULE**  
 Coaching Years in NFL: 24th year (4th as Head Coach)  
 Vikings Head Coach: 4th year  
 Regular Season Record: 27-23 (.540)  
 Postseason Record: 0-1 (.000)

**MINNESOTA ASSISTANT COACHES**

|   |                  |
|---|------------------|
| Defensive Coordinator .....                 | George Edwards   |
| Special Teams Coordinator .....             | Mike Priefer     |
| Offensive Coordinator .....                 | Pat Shurmur      |
| Tight Ends .....                            | Clancy Barone    |
| Asst. Special Teams .....                   | Ryan Ficken      |
| Asst. Defensive Backs/Quality Control ..... | Jonathan Gannon  |
| Defensive Backs .....                       | Jerry Gray       |
| Wide Receivers .....                        | Darrell Hazell   |
| Defensive Line .....                        | Andre Patterson  |
| Running Backs .....                         | Kennedy Polamalu |
| Asst. Defensive Line .....                  | Robert Rodriguez |
| Offensive Line .....                        | Tony Sparano     |
| Quarterbacks .....                          | Kevin Stefanski  |
| Linebackers .....                           | Adam Zimmer      |
| Asst. Offensive Line .....                  | Andrew Janocko   |
| Defensive Assistant .....                   | Jeff Howard      |
| Asst. Wide Receivers .....                  | Drew Petzing     |
| Head Strength & Conditioning .....          | Mark Uyeyama     |
| Asst. Strength & Conditioning .....         | Derik Keyes      |
| Asst. Strength & Conditioning .....         | Chaz Mahle       |
| Asst. Strength & Conditioning .....         | Reshard Langford |
| Executive Assistant to the Head Coach ..... | Mary Redmond     |

**KOETTER/ZIMMER MATCH-UP**

- Head Coach **Dirk Koetter** is facing the Minnesota Vikings and Head Coach **Mike Zimmer** for the first time.

- Zimmer is 1-0 against the Buccaneers.



## JASON LIGHT

Jason Licht was named the fifth general manager of the Tampa Bay Buccaneers on January 21, 2014. Now in his 22nd NFL season, including one as a coach, Licht has had a proven track record of success. Since joining the Miami Dolphins front office in 1995, teams that Licht has been a part of have won over 53 percent of their games, including eight seasons with double-digit victories, while making nine playoff appearances and winning eight division titles, four conference championships and one Super Bowl title. Below is a breakdown of Licht's Year-by-Year record as a personnel member/coach.

### JASON LIGHT - YEAR-BY-YEAR RECORD AS PERSONNEL MEMBER/COACH

| Year          | Team             | W              | Pct.         | Playoffs    | Pct.        | Result   |
|---------------|------------------|----------------|--------------|-------------|-------------|--|
| 1995          | Miami            | 9-7            | .563         | 0-1         | 0.00        | 3rd in AFC East, Reached Wild Card Playoffs  |
| 1996*         | Miami            | 8-8            | .500         | 0-0         | -           | 4th in AFC East  |
| 1998          | Carolina         | 4-12           | .250         | 0-0         | -           | 4th in NFC West  |
| 1999          | New England      | 8-8            | .500         | 0-0         | -           | 5th in AFC East  |
| 2000          | New England      | 5-11           | .313         | 0-0         | -           | 5th in AFC East  |
| 2001          | New England      | 11-5           | .688         | 3-0         | 1.000       | 1st in AFC East, Won SB XXXVI  |
| 2002          | New England      | 9-7            | .563         | 0-0         | -           | 2nd in AFC East  |
| 2003          | Philadelphia     | 12-4           | .750         | 1-1         | .500        | 1st in NFC East, Reached Conference Championship   |
| 2004          | Philadelphia     | 13-3           | .813         | 2-1         | .666        | 1st in NFC East, Reached Super Bowl XXIX   |
| 2005          | Philadelphia     | 6-10           | .375         | 0-0         | -           | 4th in NFC East  |
| 2006          | Philadelphia     | 10-6           | .625         | 1-1         | .500        | 1st in NFC East, Reached Divisional Playoffs   |
| 2007          | Philadelphia     | 8-8            | .500         | 0-0         | -           | 4th NFC East   |
| 2008          | Arizona          | 9-7            | .563         | 3-1         | .750        | 1st in NFC West, Reached Super Bowl XLIII  |
| 2009          | New England      | 10-6           | .625         | 0-1         | .000        | 2nd in AFC East, Reached Wild Card Playoffs  |
| 2010          | New England      | 14-2           | .875         | 0-1         | .000        | 1st in AFC East, Reached Divisional Playoffs   |
| 2011          | New England      | 13-3           | .813         | 2-1         | .666        | 1st in AFC East, Reached Super Bowl XLVI   |
| 2012          | Arizona          | 5-11           | .313         | 0-0         | -           | 4th in NFC West  |
| 2013          | Arizona          | 10-6           | .625         | 0-0         | -           | 3rd in NFC West  |
| <b>2014</b>   | <b>Tampa Bay</b> | <b>2-14</b>    | <b>.125</b>  | <b>0-0</b>  | <b>-</b>    | <b>4th NFC South</b>   |
| <b>2015</b>   | <b>Tampa Bay</b> | <b>6-10</b>    | <b>.400</b>  | <b>0-0</b>  | <b>-</b>    | <b>4th NFC South</b>   |
| <b>2016</b>   | <b>Tampa Bay</b> | <b>9-7</b>     | <b>.533</b>  | <b>0-0</b>  | <b>-</b>    | <b>2nd NFC South</b>   |
| <b>2017</b>   | <b>Tampa Bay</b> | <b>1-0</b>     | <b>1.000</b> | <b>0-0</b>  | <b>-</b>    |  |
| <b>TOTALS</b> |                  | <b>182-155</b> | <b>.540</b>  | <b>12-8</b> | <b>.600</b> | <b>9 playoff appearances, 7 Division Championships<br/>4 Conference Championships, 1 Super Bowl Championship</b> |

\*Licht worked as an offensive assistant/quality control coach for Miami this season.

### NOTABLE PLAYERS DRAFTED WITH LIGHT

Below is a list of players who have earned postseason honors after being drafted by a team that Licht worked for:

| Name, Pos.                       | Drafted                                | Team                        | Notes  |
|----------------------------------|--|-----------------------------|--|
| Damien Woody, OL                 | 1999 (1st Rd., 17th overall)           | New England Patriots        | 2002 Pro Bowl, 2x SB Champion (XXXVI, XXXVIII)                   |
| Kevin Faulk, RB                  | 1999 (2nd Rd., 46th overall)           | New England Patriots        | Patriots All-2000s Team, 50th Anniversary Team                   |
| Tom Brady, QB                    | 2000 (6th Rd., 199th overall)          | New England Patriots        | 2x NFL MVP, 3x Super Bowl MVP                                    |
| Richard Seymour, DE              | 2001 (1st Rd., sixth overall)          | New England Patriots        | NFL 2000s All-Decade Team, 7x Pro Bowl, 5x All-Pro               |
| Matt Light, T                    | 2001 (2nd Rd., 48th overall)           | New England Patriots        | 3x Pro Bowl, All-Pro (2001)                                      |
| Shawn Andrews, G                 | 2004 (1st Rd., 16th overall)           | Philadelphia Eagles         | Eagles 75th Anniversary Team, 3x Pro Bowl, 2x All-Pro            |
| Trent Cole, DE                   | 2005 (5th Rd., 146th overall)          | Philadelphia Eagles         | 2x Pro Bowl, All-Pro (2009), 2x Top 100 Player Choice            |
| <b>DeSean Jackson, WR</b>        | <b>2008 (2nd Rd., 49th overall)</b>    | <b>Philadelphia Eagles</b>  | <b>3x Pro Bowl, PFWA All-NFC &amp; 2nd-Team All-Pro (2009)</b>   |
| Julian Edelman, WR               | 2009 (7th Rd., 232nd overall)          | New England Patriots        | SB Champion (XLIX), #91 on Top 100 Players (2015)                |
| Devin McCourty, DB               | 2010 (1st Rd., 27th overall)           | New England Patriots        | SB Champion (XLIX), 2x All-Pro, Pro Bowl (2010)                  |
| Rob Gronkowski, TE               | 2010 (2nd Rd., 42nd overall)           | New England Patriots        | SB Champion (XLIX), 4x Pro Bowl, 4x All-Pro                      |
| Nate Solder, T                   | 2011 (1st Rd., 17th overall)           | New England Patriots        | SB Champion (XLIX), 2011 All-Rookie Selection                    |
| Chandler Jones, DE               | 2012 (1st Rd., 21st overall)           | New England Patriots        | SB Champion (XLIX), Pro Bowl (2015)                              |
| Tyrann Mathieu, DB               | 2013 (3rd Rd., 69th overall)           | Arizona Cardinals           | All-Pro & Pro Bowl (2015), PFWA All-Rookie Selection             |
| <b>Mike Evans, WR</b>            | <b>2014 (1st Rd., seventh overall)</b> | <b>Tampa Bay Buccaneers</b> | <b>All-Pro &amp; Pro Bowl (2017), PFWA All-Rookie Selection,</b> |
| <b>Jameis Winston, QB</b>        | <b>2015 (1st Rd., first overall)</b>   | <b>Tampa Bay Buccaneers</b> | <b>Pro Bowl (2016), PFWA All-Rookie Selection</b>                |
| <b>Donovan Smith, T</b>          | <b>2015 (2nd Rd., 34th overall)</b>    | <b>Tampa Bay Buccaneers</b> | <b>PFWA All-Rookie Selection</b>                                 |
| <b>Ali Marpet, G</b>             | <b>2015 (2nd Rd., 61st overall)</b>    | <b>Tampa Bay Buccaneers</b> | <b>PFWA All-Rookie Selection</b>                                 |
| <b>Kwon Alexander, LB</b>        | <b>2015 (4th Rd., 124th overall)</b>   | <b>Tampa Bay Buccaneers</b> | <b>PFWA All-Rookie Selection</b>                                 |
| <b>Vernon Hargreaves III, CB</b> | <b>2016 (1st Rd., 11th overall)</b>    | <b>Tampa Bay Buccaneers</b> | <b>PFWA All-Rookie Selection</b>                                 |

## NEW FREE AGENTS ON THE 2017 TAMPA BAY BUCCANEERS


### 2017 NOTABLE FREE AGENTS



DT **Chris Baker** comes to Tampa Bay after spending the past five seasons with the Washington Redskins (2012-16). Prior to his time with Washington, Baker saw time with the Denver Broncos and Miami Dolphins. In his career, Baker has played in 78 regular season games, with 42 starts, totaling 181 tackles (26 for loss), 11.5 sacks, five passes defensed, five forced fumbles and two fumble recoveries.

In 2015, Baker earned the Sam Huff Defensive Player of the Year award from the Washington Redskins Alumni Association after posting career highs in sacks (6.0), quarterback hits (17), tackles for loss (10), forced fumbles (three) and fumble recoveries (two).

Per Stats, Inc., Baker has 64.5 combined quarterback knockdowns and hurries over the past two seasons. Dating back to 2015, Baker is one of six NFL players to post 100+ tackles, 9+ sacks, and 5+ forced fumbles, joining Khalil Mack, Von Miller, Carlos Dunlap, Melvin Ingram and Brandon Graham.



WR **DeSean Jackson** comes to Tampa Bay after spending the past three seasons with the Washington Redskins (2014-16). Prior to his time with Washington, Jackson spent six seasons with the Philadelphia Eagles (2008-13). In his nine-year career, Jackson has started 123-of-126 regular season games played, catching 498 passes for 8,819 yards and 46 touchdowns.

A three-time Pro Bowl selection (2009, 2010, 2013) and a 2009 second-team Associated Press All-Pro selection (kick returner), Jackson's 8,819 receiving yards are the fifth-most since he entered the league in 2008 (Calvin Johnson, Brandon Marshall, Larry Fitzgerald, Andre Johnson). Among players with 100 career games played, Jackson ranks 15th in league annals with a 70.0 receiving yards per game average. A veteran of postseason play, Jackson has also started all seven playoff contests he has played, catching 21 passes for 338 yards and two touchdowns.

Known for his big-play ability, Jackson is one of five players since the 1970 merger to account for 26 career touchdowns of 50+ yards, joining Jerry Rice (36), Randy Moss (29), Terrell Owens (26) and Steve Smith (26). Only Rice (23) has more than Jackson's 22 touchdowns of 60+ yards.

Since 2008, Jackson's 112 receptions of 25+ yards, 37 receptions of 50+ yards and 17.7 yards per reception average (min. 60 career catches) all lead the NFL. The 37 catches of 50+ yards are 14 more than any other player during that span, while his five 1,000-yard receiving seasons and 32 100-yard receiving games are each tied for the fifth-most. Additionally, his per catch averages in 2010 (22.5) and 2014 (20.9) rank second and fourth, respectively, among all single seasons over that nine-year period.

Showcasing his versatility, Jackson has also rushed 61 times for 380 yards (6.2 avg.) and three touchdowns and returned 134 punts for 1,289 yards and four touchdowns. In 2010, Jackson became the first player selected to the Pro Bowl at two different positions in the same year when he was chosen as a wide receiver and a return specialist.




S **T.J. Ward** spent the past three seasons (2014-16) with the Denver Broncos, earning Pro Bowl selections following the 2014 & 2015 seasons. He was also a member of the Broncos' Super Bowl 50 championship team. During his three seasons in Denver, Ward was a lynchpin of one of the most successful defenses in football, with the Broncos ranking first in passing yards allowed per game (203.6), second in yards allowed per game (301.5) and fifth in points allowed per game (19.7).

Ward originally entered the NFL as a second-round pick (38th overall) of the Cleveland Browns in 2010. He spent his first four seasons with Cleveland (2010-13), earning a Pro Bowl selection following the 2013 season, before joining Denver as an unrestricted free agent in 2014. In his career, he has started all 95 regular season games he has played in, totaling 545 tackles (28 for loss), 41 passes defensed, 10 forced fumbles, 8.5 sacks, eight interceptions (returned 211 yards, one touchdown) and three fumble recoveries. Ward has also started all four postseason contests he has played in, registering 19 tackles, three passes defensed, one fumble recovery and one interception. His postseason interception and fumble recovery each came in Super Bowl 50, helping secure a Broncos victory.

## 2017 TAMPA BAY BUCCANEERS DRAFT CLASS

### 2017 DRAFT PICKS



TE **O.J. Howard** was chosen 19th overall out of the University of Alabama, where he started 37-of-57 career games played, including 28 of the final 30 in his collegiate career. He recorded 114 receptions for 1,726 yards and seven touchdowns as a member of the Crimson Tide. In two College Football Playoff National Championship Games against Clemson, Howard totaled nine receptions for 314 yards and three touchdowns, winning the MVP award for his efforts in the 2015 contest. As a senior in 2016, Howard was named first-team All-American by Pro Football Focus and was a third-team selection by the Associated Press, while earning second-team All-SEC honors from both the coaches and the AP. He was a finalist for the John Mackey Award, given annually to the nation's best tight end. A native of Prattville, Alabama, he attended Autauga Academy.



S **Justin Evans** was chosen 50th overall out of the Texas A&M, where he played in 25 games over two seasons (2015-16), totaling 165 tackles, 14 passes defended and five interceptions, while returning 17 kickoffs for 474 yards. In 2016, he led the Aggies with four interceptions, while adding 87 tackles and 10 passes defended, earning second-team All-SEC honors.

Prior to his time at Texas A&M, Evans spent two seasons at Mississippi Gulf Coast Community College, where he tallied 86 tackles, 13 passes defended and six interceptions, with two returned for touchdowns. Evans earned first-team all-conference honors during his final season at Mississippi Gulf Coast.



WR **Chris Godwin** was selected 84th overall out of Penn State, where he was one of the most prolific receivers in school history, finishing seventh in receptions (153), fourth in receiving yards (2,404) and tied for fourth in receiving touchdowns (18). As a true junior in 2016, Godwin started all 14 games for the Nittany Lions, catching 11 touchdown passes, the second-most in a single season in school history, helping him earn third-team All-Big Ten honors from the conference's media and honorable mention All-Big Ten from the conference's coaches.

As a true sophomore (2015), Godwin had a career-high 1,101 receiving yards, the second-most in a single season in Penn State history. He earned second-team All-Big Ten honors from the conference's media and the Associated Press, while earning third-team All-Big Ten honors from the conference's coaches.



LB **Kendell Beckwith** was the second of Tampa Bay's two third-round picks, chosen 107th overall out of Louisiana State. He played in 47 career games, with 29 starts, totaling 263 tackles, 24.5 tackles for loss, eight passes defended, 7.5 sacks, three forced fumbles, one fumble recovery and one interception. As a senior (2016), Beckwith earned third-team All-America honors from the Associated Press and was named first-team All-SEC by the conference's coaches after leading the Tigers and ranking second in the SEC with 9.1 tackles per game.



DT **Stevie Tu'ikolovatu (IR)** was selected 223rd overall out of USC, where he played the 2016 season after transferring from Utah. In his collegiate career, the Salt Lake City, Utah, native played in 38 games, with 14 starts, totaling 89 tackles (nine for loss), four fumble recoveries, three passes defended and two tackles for loss. In his lone season with the Trojans, Tu'ikolovatu was named second-team All-Pac-12 and earned Rose Bowl defensive player of the game honors after leading the team with eight tackles in a win over Penn State.

### 2017 NFL DRAFT SELECTIONS (6)

| RD. | NO. | PLAYER              | POS. | HT. | WT. | COLLEGE     |
|-----|-----|---------------------|------|-----|-----|-------------|
| 1   | 19  | O.J. Howard         | TE   | 6-6 | 251 | Alabama     |
| 2   | 50  | Justin Evans        | S    | 6-0 | 199 | Texas A&M   |
| 3   | 84  | Chris Godwin        | WR   | 6-1 | 209 | Penn State  |
| 3   | 107 | Kendell Beckwith    | LB   | 6-2 | 243 | LSU         |
| 5   | 162 | Jeremy McNichols    | RB   | 5-9 | 214 | Boise State |
| 7   | 223 | Stevie Tu'ikolovatu | DT   | 6-1 | 320 | USC         |

## HONOR ROLL

Below is a look at awards and honors Buccaneers players received for the 2016 season.

### LB KWON ALEXANDER

- **2017 Pro Bowl Alternate** - Led the NFL with 108 solo tackles and tied for third in the league with 145 total tackles. Added 12 tackles for loss, 3.0 sacks, one interception (returned for a touchdown), one forced fumble, one fumble recovery and seven passes defended. He was the only player in the NFL to register at least 130 tackles, 3.0 sacks, five passes defended and one interception.

### P BRYAN ANGER

- **2017 Pro Bowl Alternate** - Ranked fourth in the NFL with a 42.7 net punting average and tied for third with 37 punts inside the 20, both of which set Buccaneers franchise records.
- **NFC Special Teams Player of the Week (Week 17, 2016)** - Placed all five punts inside the 20-yard line, tying a league high and leading the NFC for the week. He also had a net average of 45.8 yards, the third-highest mark in the league, while allowing zero punt return yards.

### LB LAVONTE DAVID

- **2016 Second-Team All-Pro Selection**
- **2017 Pro Bowl Alternate** - Tied for the league lead with 17 tackles for loss, the most among linebackers. Added 87 tackles, 5.0 sacks, one interception (returned for a touchdown), four passes defended, four forced fumbles and two fumble recoveries. His four forced fumbles tied for seventh in the NFL. He was the only player in the league with at least

### WR MIKE EVANS

- **2016 Second-Team All-Pro Selection**
- **2017 Pro Bowl Selection** - Tied for second in the NFL in touchdown receptions (12), while recording the fourth-most receiving yards (1,321) and the sixth-most receptions (96). His 12 touchdowns receptions tied for the most in a single season in team history while his 96 receptions ranked second and his 1,321 receiving yards are the third-most in a single season in franchise history.

### CB BRENT GRIMES

- **2017 Pro Bowl Alternate** - Led the NFL with 24 passes defended, while adding 57 tackles, one forced fumble and tying for the team lead with four interceptions (one returned for a touchdown).

### DT GERALD MCCOY

- **2016 Second-Team All-Pro Selection**
- **2017 Pro Bowl Selection** - Recorded 34 tackles (five for loss), 7.0 sacks, three fumble recoveries, two forced fumbles and five passes defended. His 7.0 sacks ranked fourth among all NFL defensive tackles. One of three defensive tackles with seven or more sacks and five or more passes defended (also Calais Campbell and Aaron Donald).

### DE NOAH SPENCE

- **NFL Defensive Rookie of the Month (November 2016)** - Recorded 11 tackles, 2.5 sacks and two forced fumbles in November. Two forced fumbles were tied for second-most in NFL, while 2.5 were most among rookies.
- **Pepsi Rookie Of The Week (Week 12 vs. SEA, 2016)** - Totaled five tackles, 1.5 sacks and one forced fumble.

### S KEITH TANDY

- **Castrol EDGE Clutch Performer Of The Week (Week 14 vs. NO, 2016)** - Recorded a game-clinching interception with under a minute remaining in Tampa Bay's 16-11 victory over the New Orleans Saints. Tandy also led the Buccaneers with nine tackles and adding three passes defended, including a pass deflection that was intercepted by cornerback Brent Grimes. Tandy's interception against New Orleans was his second consecutive game-winning interception, after doing so in Week 13 against the San Diego Chargers.

### QB JAMEIS WINSTON

- **NFC Offensive Player of the Week & FedEx Air Player of the Week (Week 1, 2016)** - Completed 23-of-32 passes (71.9 pct.) for 281 yards and four touchdowns, for a passer rating of 125.1. Ranked third in the league in Week 1 in passer rating, fifth in completion percentage and tied for the NFL lead in passing touchdowns.

## FAMOUS JAMEIS

QB **Jameis Winston** was taken first overall by the Tampa Bay Buccaneers and in his first two seasons managed to distinguish himself as one of the top passers in franchise history. In 2016, Winston set team records for both passing touchdowns and passing yards, while helping guide the team to a 9-7 record, only two years after inheriting a team that had gone 2-14.

In his first two seasons, Winston totaled 8,132 passing yards, the second-most ever by a player in their first two seasons, while throwing for 50 touchdowns, the fifth-most ever by a player in their first two seasons.

### BUCCANEERS SINGLE SEASON PASSING YARD LEADERS

| Rank | Player                | Year        | Passing Yards |
|------|-----------------------|-------------|---------------|
| 1.   | <b>Jameis Winston</b> | <b>2016</b> | <b>4,090</b>  |
| 2.   | Josh Freeman          | 2012        | 4,065         |
| 3.   | <b>Jameis Winston</b> | <b>2015</b> | <b>4,042</b>  |
| 4.   | Brad Johnson          | 2003        | 3,811         |
| 5.   | Josh Freeman          | 2011        | 3,592         |
| 6.   | Doug Williams         | 1981        | 3,563         |
| 7.   | Steve DeBerg          | 1984        | 3,554         |
| 8.   | Josh Freeman          | 2010        | 3,451         |
| 9.   | Brad Johnson          | 2001        | 3,406         |
| 10.  | Doug Williams         | 1980        | 3,396         |

### BUCCANEERS SINGLE SEASON PASSING TOUCHDOWN LEADERS

| Rank | Player                | Year        | Passing TD |
|------|-----------------------|-------------|------------|
| 1.   | <b>Jameis Winston</b> | <b>2016</b> | <b>28</b>  |
| 2.   | Josh Freeman          | 2012        | 27         |
| 3.   | Brad Johnson          | 2003        | 26         |
| 4.   | Josh Freeman          | 2010        | 25         |
| 5.   | Brad Johnson          | 2002        | 22         |
| 5.   | <b>Jameis Winston</b> | <b>2015</b> | <b>22</b>  |
| 7.   | Trent Dilfer          | 1997        | 21         |
| 7.   | Trent Dilfer          | 1998        | 21         |
| 9.   | Brian Griese          | 2004        | 20         |
| 9.   | Vinny Testaverde      | 1989        | 20         |
| 9.   | Doug Williams         | 1980        | 20         |

Winston's 28 touchdown passes in 2016 were tied for the seventh-most in the NFL.

### 2016 NFL PASSING TOUCHDOWN LEADERS

| Rank | Player (Team)              | Pass TD   |
|------|----------------------------|-----------|
| 1.   | Aaron Rodgers (GB)         | 40        |
| 2.   | Matt Ryan (ATL)            | 38        |
| 3.   | Drew Brees (NO)            | 37        |
| 4.   | Philip Rivers (SD)         | 33        |
| 5.   | Andrew Luck (IND)          | 31        |
| 6.   | Ben Roethlisberger (PIT)   | 29        |
| 7.   | <b>Jameis Winston (TB)</b> | <b>28</b> |
| 7.   | Derek Carr (OAK)           | 28        |
| 7.   | Tom Brady (NE)             | 28        |
| 10.  | Eli Manning (NYG)          | 26        |
| 10.  | Marcus Mariota (TEN)       | 26        |
| 10.  | Carson Palmer (ARI)        | 26        |

### MOST PASSING YARDS BY A PLAYER IN HIS FIRST TWO SEASONS

| Rank | Player                              | Yards        |
|------|-------------------------------------|--------------|
| 1.   | Andrew Luck (IND, 2012-13)          | 8,196        |
| 2.   | <b>Jameis Winston (TB, 2015-16)</b> | <b>8,132</b> |
| 3.   | Cam Newton (CAR, 2011-12)           | 7,920        |
| 4.   | Peyton Manning (IND, 1998-99)       | 7,874        |
| 5.   | Blake Bortles (JAC, 2014-15)        | 7,336        |
| 6.   | Dan Marino (MIA, 1983-84)           | 7,294        |
| 7.   | Derek Carr (OAK, 2014-15)           | 7,257        |
| 8.   | Ryan Tannehill (MIA, 2012-13)       | 7,207        |
| 9.   | Andy Dalton (CIN, 2011-12)          | 7,067        |
| 10.  | Drew Bledsoe (NE, 1993-94)          | 7,049        |

### MOST TOUCHDOWN PASSES BY A PLAYER IN HIS FIRST TWO SEASONS

| Rank | Player                              | No.       |
|------|-------------------------------------|-----------|
| 1.   | Dan Marino (MIA, 1983-84)           | 68        |
| 2.   | Derek Carr (OAK, 2014-15)           | 53        |
| 3.   | Peyton Manning (IND, 1998-99)       | 52        |
| 3.   | Russell Wilson (SEA, 2012-13)       | 52        |
| 5.   | <b>Jameis Winston (TB, 2015-16)</b> | <b>50</b> |
| 6.   | Andy Dalton (CIN, 2011-12)          | 47        |
| 7.   | Blake Bortles (JAC, 2014-15)        | 46        |
| 7.   | Andrew Luck (IND, 2012-13)          | 46        |
| 9.   | Marcus Mariota (TEN, 2015-16)       | 45        |
| 10.  | Otto Graham (CLE, 1946-47)          | 42        |

Against the L.A. Rams in 2016 (9/25/16), Winston threw for a career-high 405 passing yards, the fifth-highest single-game mark in franchise history.

### MOST SINGLE-GAME PASSING YARDS - (Team History)

| Player                   | Opponent-Date          | Pass Yds   |
|--------------------------|------------------------|------------|
| 1. Doug Williams         | at MIN-11/16/80        | 486        |
| 2. Vinny Testaverde      | at IND-10/16/88        | 469        |
| 3. Josh Freeman          | vs. NO-10/21/12        | 420        |
| 4. Brian Griese          | at CHI-9/21/08         | 407        |
| 5. <b>Jameis Winston</b> | <b>vs. LAR-9/25/16</b> | <b>405</b> |

## FAMOUS JAMEIS

### WINSTON IN BUCCANEERS HISTORY

Despite having only played two seasons, Winston is already one of the most accomplished passers in team history, ranking seventh in passing yards and passing touchdowns in franchise history.

### MOST PASSING YARDS (Team History)

| Rank      | Player                              | Yards        |
|-----------|-------------------------------------|--------------|
| 1.        | Vinny Testaverde, 1987-92           | 14,820       |
| 2.        | Josh Freeman, 2009-13               | 13,534       |
| 3.        | Trent Dilfer, 1994-99               | 12,969       |
| 4.        | Doug Williams, 1978-82              | 12,648       |
| 5.        | Brad Johnson, 2001-04               | 10,940       |
| 6.        | Steve DeBerg, 1984-87, 1992-93      | 9,439        |
| <b>7.</b> | <b>Jameis Winston, 2015-Present</b> | <b>8,336</b> |
| 8.        | Craig Erickson, 1992-94             | 6,094        |
| 9.        | Jeff Garcia, 2007-08                | 5,152        |
| 9.        | Brian Griese, 2004-08               | 4,841        |

### MOST PASSING TOUCHDOWNS (Team History)

| Rank      | Player                              | TDs       |
|-----------|-------------------------------------|-----------|
| 1.        | Josh Freeman, 2009-13               | 80        |
| 2.        | Vinny Testaverde, 1987-92           | 77        |
| 3.        | Doug Williams, 1978-82              | 73        |
| 4.        | Trent Dilfer, 1994-99               | 70        |
| 5.        | Brad Johnson, 2001-04               | 64        |
| 6.        | Steve DeBerg, 1984-87, 1992-93      | 61        |
| <b>7.</b> | <b>Jameis Winston, 2015-Present</b> | <b>51</b> |
| 8.        | Craig Erickson, 1992-94             | 34        |
| 9.        | Brian Griese, 2004-08               | 32        |
| 10.       | Mike Glennon, 2013-Present          | 30        |

### JAMEIS AS A ROOKIE VS. ROOKIE QBS

Winston's totals as a rookie year placed him among the all-time NFL rookie leaders in both passing yards and passing touchdowns

### NFL ROOKIE PASSING YARD LEADERS - (Since 1970)

| Rank      | Player (Team)              | Year        | Passing Yards |
|-----------|----------------------------|-------------|---------------|
| 1.        | Andrew Luck (IND)          | 2012        | 4,374         |
| 2.        | Cam Newton (CAR)           | 2011        | 4,051         |
| <b>3.</b> | <b>Jameis Winston (TB)</b> | <b>2015</b> | <b>4,042</b>  |
| 4.        | Carson Wentz (PHI)         | 2016        | 3,782         |
| 5.        | Peyton Manning (IND)       | 1998        | 3,739         |
| 6.        | Dak Prescott (DAL)         | 2016        | 3,667         |
| 7.        | Sam Bradford (STL)         | 2010        | 3,512         |
| 8.        | Matt Ryan (ATL)            | 2008        | 3,440         |
| 9.        | Andy Dalton (CIN)          | 2011        | 3,398         |
| 10.       | Brandon Weeden (CLE)       | 2012        | 3,385         |

### NFL ROOKIE PASSING TOUCHDOWN LEADERS - (Since 1970)

| Rank      | Player (Team)              | Year        | Passing TD |
|-----------|----------------------------|-------------|------------|
| 1.        | Peyton Manning (IND)       | 1998        | 26         |
| 1.        | Russell Wilson (SEA)       | 2012        | 26         |
| 3.        | Andrew Luck (IND)          | 2012        | 23         |
| 3.        | Dak Prescott (DAL)         | 2016        | 23         |
| <b>5.</b> | <b>Jameis Winston (TB)</b> | <b>2015</b> | <b>22</b>  |
| 6.        | Cam Newton (CAR)           | 2011        | 21         |
| 6.        | Derek Carr (OAK)           | 2014        | 21         |
| 8.        | Andy Dalton (CIN)          | 2011        | 20         |
| 8.        | Robert Griffin III (WAS)   | 2012        | 20         |
| 8.        | Dan Marino (MIA)           | 1983        | 20         |

In 2015, Winston had a passer rating of 84.2, which stands as the 10th-highest mark by a rookie quarterback since the 1970 NFL/AFL Merger.

### HIGHEST PASSER RATING BY A ROOKIE - (Since 1970, Min. 200 Att.)

| Player                         | Att.       | Cmp.       | Yds          | TD        | INT       | Rtg.        |
|--------------------------------|------------|------------|--------------|-----------|-----------|-------------|
| 1. Dak Prescott (DAL)          | 459        | 311        | 3,667        | 23        | 4         | 104.9       |
| 2. Robert Griffin III (WAS)    | 393        | 258        | 3,200        | 20        | 5         | 102.4       |
| 3. Russell Wilson (SEA)        | 393        | 252        | 3,118        | 26        | 10        | 101.5       |
| 4. Ben Roethlisberger (PIT)    | 295        | 196        | 2,621        | 17        | 11        | 98.1        |
| 5. Dan Marino (MIA)            | 296        | 173        | 2,210        | 20        | 6         | 96.0        |
| 6. Marcus Mariota (TEN)        | 370        | 230        | 2,818        | 19        | 10        | 91.5        |
| 7. Matt Ryan (ATL)             | 434        | 265        | 3,440        | 16        | 11        | 87.7        |
| 8. Teddy Bridgewater (MIN)     | 402        | 259        | 2,919        | 14        | 12        | 85.2        |
| 9. Cam Newton (CAR)            | 517        | 310        | 4,051        | 21        | 17        | 84.5        |
| <b>10. Jameis Winston (TB)</b> | <b>535</b> | <b>312</b> | <b>4,042</b> | <b>22</b> | <b>15</b> | <b>84.2</b> |

### RECORD SETTER

At Philadelphia (11/22/15), Winston threw five touchdown passes, tied for the most by a rookie since the 1970 NFL Merger (DET QB Matthew Stafford, 11/22/09 vs. CLE). His five touchdown passes also matched the franchise record.

### MOST SINGLE-GAME PASSING TOUCHDOWNS (Team History)

| Player                      | Opponent-Date          | Pass TD  |
|-----------------------------|------------------------|----------|
| 1. QB Steve DeBerg          | vs. ATL-9/13/87        | 5        |
| 1. QB Josh Freeman          | vs. SEA-12/26/10       | 5        |
| 1. QB Brad Johnson          | vs. MIN-11/3/02        | 5        |
| <b>1. QB Jameis Winston</b> | <b>at PHI-11/22/15</b> | <b>5</b> |

## FAMOUS JAMEIS

### JAMEIS VS. BUCCANEERS ROOKIES

In 2015, Winston not only distinguished himself as one of the top rookie quarterbacks in league history, but as the best rookie quarterback in team history.

#### MOST TOUCHDOWN PASSES BY BUCCANEERS ROOKIES

| Player                   | Year        | Att.       | Cmp.       | Yds          | TD        | INT       | Rtg.        |
|--------------------------|-------------|------------|------------|--------------|-----------|-----------|-------------|
| <b>1. Jameis Winston</b> | <b>2015</b> | <b>535</b> | <b>312</b> | <b>4,042</b> | <b>22</b> | <b>15</b> | <b>84.2</b> |
| 2. Mike Glennon          | 2013        | 416        | 247        | 2,608        | 19        | 9         | 83.9        |
| 3. Josh Freeman          | 2009        | 290        | 158        | 1,855        | 10        | 18        | 59.8        |
| 4. Bruce Gradkowski      | 2006        | 328        | 177        | 1,661        | 9         | 9         | 65.9        |
| 5. Shaun King            | 1999        | 146        | 89         | 875          | 7         | 4         | 82.4        |
| 5. Doug Williams         | 1978        | 194        | 73         | 1,170        | 7         | 8         | 53.4        |

At St. Louis, Winston threw for a then career-high 363 yards, the second-most by a rookie in team history and the most by a Buccaneers quarterback since 2012 (Josh Freeman, 372 yards vs. St. Louis, 12/23/12).

#### MOST SINGLE-GAME PASSING YARDS – (Rookies)

| Player                   | Opponent-Date          | Pass Yds   |
|--------------------------|------------------------|------------|
| 1. Vinny Testaverde      | at NO-12/6/87          | 369        |
| <b>2. Jameis Winston</b> | <b>at STL-12/17/15</b> | <b>363</b> |
| <b>3. Jameis Winston</b> | <b>at CAR-1/3/16</b>   | <b>325</b> |
| 4. Josh Freeman          | at CAR-12/6/09         | 321        |
| 5. Doug Williams         | vs. MIN-10/1/78        | 311        |

Part of Winston's 363 yards were 238 yards in the fourth quarter, the most in any quarter in franchise history and the most by an NFL quarterback in the fourth quarter since 2012 (Eli Manning, 243 passing yards vs. Tampa Bay, 9/16/12). His 238 passing yards were the most in any quarter since Aaron Rodgers in 2014 (242, second quarter vs. Chicago, 11/9)

### JAMEIS GOING DEEP

One of Winston's strengths is a willingness to throw the ball down the field, which has helped open up the Buccaneers' passing attack. Since entering the league in 2015, Winston ranks third in the league in pass yards per completion

#### 2015-17 NFL HIGHEST YARDS PER COMPLETION (Min. 300 Att.)

| Player (Team)                 | Cmp.       | Yds          | Yds/Cmp.     |
|-------------------------------|------------|--------------|--------------|
| 1. Cam Newton (CAR)           | 600        | 7,745        | 12.91        |
| 2. Carson Palmer (ARI)        | 752        | 9,504        | 12.64        |
| <b>3. Jameis Winston (TB)</b> | <b>675</b> | <b>8,336</b> | <b>12.35</b> |
| 5. Matt Ryan (ATL)            | 820        | 10,108       | 12.33        |
| 5. Marcus Mariota (TEN)       | 546        | 6,715        | 12.30        |

### DUAL THREAT

Winston also rushed for six touchdowns in 2015, the most ever by a Buccaneers quarterback in a single season and through two seasons is tied for the second-most career rushing touchdowns by a quarterback in team history.

#### MOST RUSHING TOUCHDOWNS BY A QB, SINGLE SEASON (Team History)

| Rank      | Player                      | Rush TD  |
|-----------|-----------------------------|----------|
| <b>1.</b> | <b>Jameis Winston, 2015</b> | <b>6</b> |
| 2.        | Shaun King, 2000            | 5        |
| 2.        | Steve Young, 1986           | 5        |
| 4.        | Josh Freeman, 2011          | 4        |
| 4.        | Doug Williams, 1980         | 4        |
| 4.        | Doug Williams, 1981         | 4        |

#### MOST RUSHING TOUCHDOWNS BY A QB (Team History)

| Rank      | Player                            | Rush TD  |
|-----------|-----------------------------------|----------|
| 1.        | Doug Williams, 1978-82            | 13       |
| <b>2.</b> | <b>Jameis Winston, 2015-Pres.</b> | <b>7</b> |
| 2.        | Steve Young, 1985-86              | 6        |
| 4.        | Trent Dilfer, 1994-99             | 5        |
| 4.        | Shaun King, 1999-2003             | 5        |
| 4.        | Vinny Testaverde, 1987-92         | 5        |

#### 2015 NFL MOST RUSHING TOUCHDOWNS BY A QB

| Rank      | Player (Team)              | Rush TD  |
|-----------|----------------------------|----------|
| 1.        | Cam Newton (CAR)           | 10       |
| <b>2.</b> | <b>Jameis Winston (TB)</b> | <b>6</b> |
| 3.        | Kirk Cousins (WAS)         | 5        |
| 4.        | Tyrod Taylor (BUF)         | 4        |
| 4.        | Tom Brady (NE)             | 3        |
| 4.        | Teddy Bridgewater (MIN)    | 3        |
| 4.        | Andy Dalton (CIN)          | 3        |
| 4.        | Joe Flacco (BAL)           | 3        |

## EXCELLENT EVANS

### EVANS IN 2016

WR **Mike Evans** had his best season yet in 2016, earning a Pro Bowl trip and being named second-team Associated Press All-Pro after tying for the second-most receiving touchdowns in the NFL, recording the fourth-most receiving yards and sixth-most receptions in the league.

Evans had one of the best seasons in Buccaneers history, tying for the most receiving touchdowns in a season in team history while recording the second-most receptions and ranking third in receiving yards.

### 2016 NFL RECEIVING TOUCHDOWN LEADERS

| Rank      | Player (Team)              | Rec. TD   |
|-----------|----------------------------|-----------|
| 1.        | WR Jordy Nelson (GB)       | 14        |
| <b>2.</b> | <b>WR Mike Evans (TB)</b>  | <b>12</b> |
| 2.        | WR Antonio Brown (PIT)     | 12        |
| 2.        | WR Davante Adams (GB)      | 12        |
| 5         | WR Odell Beckham Jr. (NYG) | 10        |

### 2016 NFL RECEIVING YARDS LEADERS

| Rank      | Player (Team)              | Rec. Yards   |
|-----------|----------------------------|--------------|
| 1.        | WR T.Y. Hilton (IND)       | 1,448        |
| 2.        | WR Julio Jones (ATL)       | 1,409        |
| 3.        | WR Odell Beckham Jr. (NYG) | 1,367        |
| <b>4.</b> | <b>WR Mike Evans (TB)</b>  | <b>1,321</b> |
| 5.        | WR Antonio Brown (PIT)     | 1,284        |

### 2016 NFL RECEPTION LEADERS

| Rank      | Player (Team)              | Rec.      |
|-----------|----------------------------|-----------|
| 1.        | WR Larry Fitzgerald (ARI)  | 107       |
| 1.        | WR Antonio Brown (PIT)     | 106       |
| 3.        | WR Odell Beckham Jr. (NYG) | 101       |
| 4.        | WR Julian Edelman (NE)     | 98        |
| 5.        | WR Jordy Nelson (GB)       | 97        |
| <b>6.</b> | <b>WR Mike Evans (TB)</b>  | <b>96</b> |
| 7.        | WR Doug Baldwin (SEA)      | 94        |
| 7.        | WR Jarvis Landry (MIA)     | 94        |
| 9.        | WR Michael Thomas (NO)     | 92        |
| 10.       | WR T.Y. Hilton (IND)       | 91        |
| 10.       | WR Demaryius Thomas (DEN)  | 91        |

### MOST RECEIVING TOUCHDOWNS - SINGLE SEASON (Team History)

| Rank      | Player                     | TDs       |
|-----------|----------------------------|-----------|
| 1.        | WR Mike Evans, 2014        | 12        |
| <b>1.</b> | <b>WR Mike Evans, 2016</b> | <b>12</b> |
| 3.        | WR Mike Williams, 2010     | 11        |
| 4.        | WR Joey Galloway 2005      | 10        |
| 5.        | WR Mark Carrier, 1989      | 9         |
| 5.        | WR Bruce Hill, 1988        | 9         |
| 5.        | WR Kevin House, 1981       | 9         |
| 5.        | WR Mike Williams, 2012     | 9         |

### MOST RECEPTIONS - SINGLE SEASON (Team History)

| Rank      | Player                     | Rec.      |
|-----------|----------------------------|-----------|
| 1.        | WR Keyshawn Johnson, 2001  | 106       |
| <b>2.</b> | <b>WR Mike Evans, 2016</b> | <b>96</b> |
| 3.        | WR Mark Carrier, 1989      | 86        |
| 4.        | RB James Wilder, 1984      | 85        |
| 5.        | WR Keenan McCardell, 2003  | 84        |

### MOST RECEIVING YARDS - SINGLE SEASON (Team History)

| Rank      | Player                     | Yards        |
|-----------|----------------------------|--------------|
| 1.        | WR Mark Carrier, 1989      | 1,422        |
| 2.        | WR Vincent Jackson, 2012   | 1,384        |
| <b>3.</b> | <b>WR Mike Evans, 2016</b> | <b>1,321</b> |
| 4.        | WR Joey Galloway, 2005     | 1,287        |
| 5.        | WR Keyshawn Johnson, 2001  | 1,266        |



## EXCELLENT EVANS

### EVANS IN BUCCANEERS HISTORY

Through only three seasons, Evans has already proven himself as one of the best receivers in franchise history, tying for the fourth-most touchdown receptions in team history and recording the seventh-most receiving yards.

#### MOST RECEIVING TOUCHDOWNS (Team History)

| Rank      | Player                             | TDs       |
|-----------|------------------------------------|-----------|
| 1.        | TE Jimmie Giles, 1978-86           | 34        |
| 2.        | WR Kevin House, 1980-86            | 31        |
| <b>3.</b> | <b>WR Mike Evans, 2014-Present</b> | <b>28</b> |
| 3.        | WR Joey Galloway, 2004-08          | 28        |
| 5.        | WR Mark Carrier, 1987-92           | 27        |

#### MOST RECEIVING YARDS (Team History)

| Rank      | Player                             | Yards        |
|-----------|------------------------------------|--------------|
| 1.        | WR Mark Carrier, 1987-92           | 5,018        |
| 2.        | WR Kevin House, 1980-86            | 4,928        |
| 3.        | WR Vincent Jackson, 2012-Present   | 4,326        |
| 4.        | TE Jimmie Giles, 1978-86           | 4,300        |
| 5.        | WR Joey Galloway, 2004-08          | 3,912        |
| 6.        | WR Keyshawn Johnson, 2000-03       | 3,828        |
| <b>7.</b> | <b>WR Mike Evans, 2014-Present</b> | <b>3,671</b> |
| 8.        | RB James Wilder, 1981-89           | 3,492        |
| 9.        | WR Gerald Carter, 1981-87          | 3,443        |
| 10.       | WR Mike Williams, 2010-13          | 2,947        |

### EVANS VS. NFL

Since entering the league, Evans has been one of the best receivers in the league, tying for the third-most receiving touchdowns and ranking seventh in receiving yards.

#### NFL RECEIVING TOUCHDOWN LEADERS (2014-17)

| Rank      | Player (Team)              | Rec. TD   |
|-----------|----------------------------|-----------|
| 1.        | WR Odell Beckham Jr. (NYG) | 35        |
| 1.        | WR Antonio Brown (PIT)     | 35        |
| <b>3.</b> | <b>WR Mike Evans (TB)</b>  | <b>28</b> |
| 3.        | WR Jordy Nelson (GB)       | 28        |
| 3.        | WR Dez Bryant (DAL)        | 28        |

#### NFL RECEIVING YARDS LEADERS (2014-17)

| Rank      | Player (Team)              | Rec. Yards   |
|-----------|----------------------------|--------------|
| 1.        | WR Antonio Brown (PIT)     | 5,060        |
| 2.        | WR Julio Jones (ATL)       | 5,047        |
| 3.        | WR Odell Beckham Jr. (NYG) | 4,158        |
| 4.        | WR Demaryius Thomas (DEN)  | 4,144        |
| 5.        | WR T.Y. Hilton (IND)       | 4,023        |
| 6.        | WR DeAndre Hopkins (HOU)   | 3,813        |
| <b>7.</b> | <b>WR Mike Evans (TB)</b>  | <b>3,671</b> |
| 8.        | WR Emmanuel Sanders (DEN)  | 3,659        |
| 9.        | WR A.J. Green (CIN)        | 3,443        |
| 10.       | WR Golden Tate (DET)       | 3,353        |

### STANDOUT GAME

Evans had 209 receiving yards at Washington in his rookie season, the ninth-most by a rookie in a single game since 1960 and the third-most by any player in Buccaneers history.

#### SINGLE-GAME ROOKIE RECEIVING YARD LEADERS SINCE 1960

| Player                    | Date (Opp.)              | Rec.     | TD       | Yards      |
|---------------------------|--------------------------|----------|----------|------------|
| 1. Jerry Butler (BUF)     | 9/23/79 (vs. NYJ)        | 10       | 4        | 255        |
| 2. Jerry Rice (SF)^       | 12/9/85 (vs. RAM)        | 10       | 1        | 241        |
| 3. Justin Blackmon (JAC)  | 11/18/12 (at HOU)*       | 7        | 1        | 236        |
| 4. Eddie Kennison (STL)   | 12/15/96 (at ATL)        | 5        | 3        | 226        |
| 5. Anquan Boldin (ARI)    | 9/7/03 (at DET)          | 10       | 2        | 217        |
| 6. Mark Carrier (TB)      | 12/6/87 (at NO)          | 8        | 1        | 212        |
| 7. Jackie Smith (STL)^    | 10/13/63 (vs. PIT)       | 9        | 2        | 212        |
| 8. Sammy White (MIN)      | 11/7/76 (vs. DET)        | 7        | 2        | 210        |
| <b>9. Mike Evans (TB)</b> | <b>11/16/14 (at WAS)</b> | <b>7</b> | <b>2</b> | <b>209</b> |
| 10. Rod Gardner (WAS)     | 10/21/01 (vs. CAR)*      | 6        | 1        | 208        |

\* Overtime game

^ Inducted into the Pro Football Hall of Fame

#### MOST RECEIVING YARDS IN A SINGLE GAME (Team History)

| Player                | Opponent-Date          | Receiving Yards |
|-----------------------|------------------------|-----------------|
| 1. Vincent Jackson    | vs. NO-10/21/12        | 216             |
| 2. Mark Carrier*      | at NO-12/6/87          | 212             |
| <b>3. Mike Evans*</b> | <b>at WAS-11/16/14</b> | <b>209</b>      |
| 4. Antonio Bryant     | at CAR-12/8/08         | 200             |
| 5. Kevin House        | at OAK-10/18/81        | 178             |

## EXCELLENT EVANS

### EVANS VS. 2014 DRAFT CLASS

The 2014 rookie receiver class was lauded as one of the best in NFL history with 12 rookies recording at least 500 receiving yards, including three with 1,000+ receiving yards. One of those three was Buccaneers wide receiver Mike Evans, whose 1,051 receiving yards and 12 touchdowns announced his presence as a standout wide receiver in the NFL.

Evans has continued his success since then and is proving to be one of the best in a historic class, ranking second in receiving yards and receiving touchdowns, while posting the third-most receptions.

### 2014 DRAFT CLASS RECEIVING LEADERS (Career)

| Player                    | GP        | Rec.       | TD        | Yards        |
|---------------------------|-----------|------------|-----------|--------------|
| 1. Odell Beckham (NYG)    | 44        | 292        | 35        | 4,158        |
| <b>2. Mike Evans (TB)</b> | <b>47</b> | <b>245</b> | <b>28</b> | <b>3,671</b> |
| 3. Jarvis Landry (MIA)    | 49        | 301        | 13        | 3,129        |
| 4. Brandin Cooks (NE)     | 44        | 220        | 20        | 2,986        |
| 5. Allen Robinson (JAC)   | 43        | 202        | 22        | 2,848        |
| 6. Jordan Matthews (BUF)  | 48        | 230        | 19        | 2,764        |
| 7. Sammy Watkins (LA)     | 39        | 160        | 17        | 2,547        |
| 8. Allen Hurns (JAC)      | 44        | 159        | 20        | 2,309        |
| 9. John Brown (ARI)       | 47        | 156        | 14        | 2,248        |
| 10. Kelvin Benjamin (CAR) | 34        | 143        | 16        | 2,051        |

Evans has posted 12 100-yard receiving games, the second-most from the draft class

### 2014 NFL DRAFT CLASS MOST 100-YARD RECEIVING GAMES (Career)

| Rank      | Player (Team)              | 100-Yd. Games |
|-----------|----------------------------|---------------|
| 1.        | WR Odell Beckham Jr. (NYG) | 19            |
| <b>2.</b> | <b>WR Mike Evans (TB)</b>  | <b>12</b>     |
| 2.        | WR Sammy Watkins (LA)      | 10            |
| 4.        | WR Jordan Matthews (BUF)   | 8             |
| 4.        | WR Allen Robinson (JAC)    | 8             |

### ROOKIE ROCKSTAR

Evans had 12 receiving touchdowns in 2014, tied for the third-most in a single season by a rookie since the merger.

### NFL MOST RECEIVING TOUCHDOWNS IN A SINGLE SEASON (Rookies Since 1970)

| Rank      | Player                        | TDs       |
|-----------|-------------------------------|-----------|
| 1.        | WR Randy Moss, MIN, 1998      | 17        |
| 2.        | WR John Jefferson, SD, 1978   | 13        |
| <b>3.</b> | <b>WR Mike Evans, TB 2014</b> | <b>12</b> |
| 3.        | WR Odell Beckham, NYG 2014    | 12        |
| 5.        | WR Mike Williams, TB, 2010    | 11        |

Evans' three multi-touchdown games were the most in a single season in franchise history and tied for the fourth-most by a rookie since the merger.

Evans had 1,051 receiving yards as a rookie, the 11th-most in a single season by a rookie since the merger.

### NFL MOST RECEIVING YARDS IN A SINGLE SEASON (Rookies Since 1970)

| Rank       | Player                        | Yards        |
|------------|-------------------------------|--------------|
| 1.         | WR Anquan Boldin, ARI, 2003   | 1,377        |
| 2.         | WR Randy Moss, MIN, 1998      | 1,313        |
| 3.         | WR Odell Beckham, NYG 2014    | 1,305        |
| 4.         | WR Michael Clayton, TB, 2004  | 1,193        |
| 5.         | WR Michael Clayton, NO, 2016  | 1,137        |
| 6.         | WR Terry Glenn, NE, 1996      | 1,132        |
| 7.         | WR Bill Brooks, IND, 1986     | 1,131        |
| 8.         | WR Amari Cooper, OAK, 2015    | 1,070        |
| 9.         | WR Ernest Givins, HOU, 1986   | 1,062        |
| 10.        | WR A.J. Green, CIN, 2011      | 1,057        |
| <b>11.</b> | <b>WR Mike Evans, TB 2014</b> | <b>1,051</b> |

## EXCELLENT EVANS

### EVANS VS. BUCCANEERS ROOKIES

Evans had a record-setting rookie season, setting a new franchise record for receiving touchdowns, tying for the most touchdowns from scrimmage by a rookie, while finishing with the second-most receiving yards and receptions by a Buccaneers rookie.

### MOST RECEIVING TOUCHDOWNS BY A ROOKIE - (Team History)

| Rank | Player, Year               | TDs       |
|------|----------------------------|-----------|
| 1.   | <b>WR Mike Evans, 2014</b> | <b>12</b> |
| 2.   | WR Mike Williams, 2010     | 11        |
| 3.   | WR Michael Clayton, 2004   | 7         |
| 4.   | WR Kevin House, 1980       | 5         |
| 4.   | TE Tim Wright, 2013        | 5         |

### MOST SCRIMMAGE TOUCHDOWNS BY A ROOKIE - (Team History)

| Player, Year                   | Rec. TD   | Rush TD   | Total TD  |
|--------------------------------|-----------|-----------|-----------|
| <b>1. WR Mike Evans, 2014</b>  | <b>12</b> | <b>0</b>  | <b>12</b> |
| <b>1. RB Doug Martin, 2012</b> | <b>1</b>  | <b>11</b> | <b>12</b> |
| 3. WR Mike Williams, 2010      | 11        | 0         | 11        |
| 4. RB Lars Tate, 1988          | 1         | 7         | 8         |
| 5. WR Michael Clayton, 2004    | 7         | 0         | 7         |
| 5. WR Warrick Dunn, 1997       | 3         | 4         | 7         |
| 5. RB Errict Rhett, 1994       | 0         | 7         | 7         |

### MOST RECEIVING YARDS BY A ROOKIE - (Team History)

| Rank      | Player, Year               | Yards        |
|-----------|----------------------------|--------------|
| 1.        | WR Michael Clayton, 2004   | 1,193        |
| <b>2.</b> | <b>WR Mike Evans, 2014</b> | <b>1,051</b> |
| 3.        | WR Mike Williams, 2010     | 964          |
| 4.        | WR Lawrence Dawsey, 1991   | 818          |
| 5.        | WR Horace Copeland, 1993   | 633          |

### MOST RECEPTIONS BY A ROOKIE - (Team History)

| Rank      | Player, Year               | Rec.      |
|-----------|----------------------------|-----------|
| 1.        | WR Michael Clayton, 2004   | 80        |
| <b>2.</b> | <b>WR Mike Evans, 2014</b> | <b>68</b> |
| 3.        | FB Mike Alstott, 1996      | 65        |
| 3.        | WR Mike Williams, 2010     | 65        |
| 5.        | WR Lawrence Dawsey, 1991   | 55        |

### BUCCANEERS ALL-TIME SINGLE GAME ROOKIE RECEIVING YARD LEADERS

| Player               | Date (Opp.)              | Rec.     | TD       | Yards      |
|----------------------|--------------------------|----------|----------|------------|
| 1. Mark Carrier      | 12/6/87 (at NO)          | 8        | 1        | 212        |
| <b>2. Mike Evans</b> | <b>11/16/14 (at WAS)</b> | <b>7</b> | <b>2</b> | <b>209</b> |
| 3. Michael Clayton   | 12/12/04 (at SD)         | 9        | 1        | 145        |
| 4. Michael Clayton   | 10/18/04 (at STL)        | 8        | 0        | 142        |
| 5. Kevin House       | 12/20/80 (vs. CHI)       | 3        | 0        | 138        |
| <b>6. Mike Evans</b> | <b>11/9/14 (vs. ATL)</b> | <b>7</b> | <b>1</b> | <b>125</b> |
| <b>7. Mike Evans</b> | <b>11/2/14 (at CLE)</b>  | <b>7</b> | <b>2</b> | <b>124</b> |
| 8. Arrelious Benn    | 12/12/10 (at WAS)        | 4        | 0        | 122        |
| 9. Steve Holloway    | 10/18/1987 (vs. MIN)     | 8        | 0        | 107        |
| 10. Warrick Dunn     | 9/21/97 (vs. MIA)        | 6        | 1        | 106        |



## MAKING BRATE PLAYS

In 2016, Buccaneers TE **Cam Brate** tied for the league lead in receiving touchdowns among tight ends.

### MOST RECEIVING YARDS - SINGLE SEASON (Tight Ends, Team History)

| 2016 NFL RECEIVING TOUCHDOWN LEADERS - TIGHT ENDS |                        |          |
|---|------------------------|----------|
| Rank  | Player (Team)          | Rec TD   |
| <b>1.</b>   | <b>Cam Brate (TB)</b>  | <b>8</b> |
| 1.  | Hunter Henry (SD)      | 8        |
| 3.  | Martellus Bennett (NE) | 7        |
| 3.  | Antonio Gates (SD)     | 7        |
| 3.  | Kyle Rudolph (MIN)     | 7        |
| 3.  | Delanie Walker (TEN)   | 7        |

| Rank      | Player           | Year        | Yards      |
|-----------|------------------|-------------|------------|
| 1.        | Kellen Winslow   | 2009        | 884        |
| 2.        | Jimmie Giles     | 1981        | 786        |
| 3.        | Kellen Winslow   | 2011        | 763        |
| 4.        | Jackie Harris    | 1995        | 751        |
| 5.        | Kellen Winslow   | 2010        | 730        |
| 6.        | Jimmie Giles     | 1985        | 673        |
| <b>7.</b> | <b>Cam Brate</b> | <b>2016</b> | <b>660</b> |
| 8.        | Jimmie Giles     | 1980        | 602        |
| 9.        | Jimmie Giles     | 1979        | 579        |
| 10.       | Tim Wright       | 2013        | 571        |

### BRATE IN BUCS HISTORY

Brate had one of the best seasons ever by a Buccaneers tight end. His eight touchdown receptions tied for the most in a single season by a tight end in team history, while his 57 receptions were fifth-most and his 660 receiving yards were the seventh-most.

### MOST RECEPTIONS - SINGLE SEASON (Tight Ends, Team History)

| MOST TOUCHDOWN RECEPTIONS - SINGLE SEASON<br>(Tight Ends, Team History) |                  |             |          |
|---|------------------|-------------|----------|
| Rank  | Player           | Year        | TD       |
| <b>1.</b>   | <b>Cam Brate</b> | <b>2016</b> | <b>8</b> |
| 1.  | Jimmie Giles     | 1985        | 8        |
| 3.  | Jimmie Giles     | 1979        | 7        |
| 4.  | Jimmie Giles     | 1981        | 6        |
| 5.  | Calvin Magee     | 1986        | 5        |
| 5.  | Dave Moore       | 1999        | 5        |
| 5.  | Kellen Winslow   | 2009        | 5        |
| 5.  | Kellen Winslow   | 2010        | 5        |

| Rank      | Player           | Year        | Rec.      |
|-----------|------------------|-------------|-----------|
| 1.        | Kellen Winslow   | 2009        | 77        |
| 2.        | Kellen Winslow   | 2011        | 75        |
| 3.        | Kellen Winslow   | 2010        | 66        |
| 4.        | Jackie Harris    | 1995        | 62        |
| <b>5.</b> | <b>Cam Brate</b> | <b>2016</b> | <b>57</b> |

## DEEP THREAT DESEAN

This past offseason, the Buccaneers signed WR DeSean Jackson, one of the premier deep threats not only in the league today, but in NFL history.

### DESEAN IN NFL HISTORY

DeSean Jackson's game-breaking ability allows him to stand among some of the all-time greats. His 26 career touchdowns of 50 or more yards are tied for the fourth-most in the NFL since 1970, while his 22 scores of 60 or more yards are second only to Hall of Fame wide receiver Jerry Rice.

#### NFL TOUCHDOWNS OF 50+ YARDS (Since 1970)

| Rank | Player (Years)                        | TD        |
|------|---------------------------------------|-----------|
| 1.   | WR Jerry Rice (1985-2004)             | 36        |
| 2.   | WR Randy Moss (1998-2012)             | 29        |
| 3.   | WR Terrell Owens (1996-2010)          | 27        |
| 4.   | <b>WR DeSean Jackson (2008-Pres.)</b> | <b>26</b> |
| 4.   | WR Steve Smith Sr. (2001-16)          | 26        |

#### NFL TOUCHDOWNS OF 60+ YARDS (NFL History)

| Rank | Player                                | TD        |
|------|---------------------------------------|-----------|
| 1.   | WR Jerry Rice (1985-2004)             | 23        |
| 2.   | <b>WR DeSean Jackson (2008-Pres.)</b> | <b>22</b> |
| 3.   | WR Devin Hester (2006-16)             | 21        |
| 4.   | WR Bobby Mitchell (1958-68)           | 20        |
| 5.   | WR Lance Alworth (1962-72)            | 19        |

### LEADING THE LEAGUE

With his speed and big play ability ranking alongside some of the most notable deep threats in NFL history, it's no surprise that Jackson ranks as the most explosive player in the NFL since entering the league in 2008.

#### NFL TOUCHDOWNS OF 50+ YARDS (Since 2008)

| Rank | Player (Years)                        | TD        |
|------|---------------------------------------|-----------|
| 1.   | <b>WR DeSean Jackson (2008-Pres.)</b> | <b>26</b> |
| 2.   | RB Chris Johnson (2008-Pres.)         | 14        |
| 2.   | WR Jordy Nelson (2008-Pres.)          | 14        |
| 4.   | WR Calvin Johnson (2007-15)           | 13        |
| 5.   | Two players tied                      | 12        |

#### NFL RECEIVING AVERAGE - Min. 300 Rec. (Since 2008)

| Rank | Player (Years)                        | Avg.        |
|------|---------------------------------------|-------------|
| 1.   | <b>WR DeSean Jackson (2008-Pres.)</b> | <b>17.7</b> |
| 2.   | WR Vincent Jackson (2005-16)          | 16.9        |
| 3.   | WR Calvin Johnson (2007-15)           | 15.9        |
| 4.   | WR Kenny Britt (2009-Pres.)           | 15.7        |
| 5.   | T.Y. Hilton (2012-Pres.)              | 15.7        |

#### NFL RECEPTION OF 50+ YARDS (Since 2008)

| Rank | Player (Years)                        | Rec.      |
|------|---------------------------------------|-----------|
| 1.   | <b>WR DeSean Jackson (2008-Pres.)</b> | <b>37</b> |
| 2.   | WR Calvin Johnson (2007-15)           | 23        |
| 2.   | WR Mike Wallace (2009-Pres.)          | 23        |
| 4.   | WR Jordy Nelson (2008-Pres.)          | 21        |
| 5.   | WR A.J. Green (2011-Pres.)            | 20        |

Jackson has not only been one of the most explosive receivers since entering the league, but one of the most productive overall, ranking fifth in the NFL in receiving yards since 2008 and fifth among all active players

#### NFL RECEIVING YARDS (Since 2008)

| Rank | Player (Years)                        | Yards        |
|------|---------------------------------------|--------------|
| 1.   | WR Calvin Johnson (2008-15)           | 10,863       |
| 2.   | WR Brandon Marshall (2008-Pres.)      | 10,454       |
| 3.   | WR Larry Fitzgerald (2008-Pres.)      | 9,940        |
| 4.   | WR Andre Johnson (2008-16)            | 9,381        |
| 5.   | <b>WR DeSean Jackson (2008-Pres.)</b> | <b>8,858</b> |

#### NFL RECEIVING YARDS (Active Players)

| Rank | Player (Years)                        | Yards        |
|------|---------------------------------------|--------------|
| 1.   | WR Larry Fitzgerald (2004-Pres.)      | 14,484       |
| 2.   | WR Brandon Marshall (2006-Pres.)      | 12,088       |
| 3.   | TE Jason Witten (2003-Pres.)          | 12,044       |
| 4.   | TE Antonio Gates (2003-Pres.)         | 11,220       |
| 5.   | <b>WR DeSean Jackson (2008-Pres.)</b> | <b>8,858</b> |

## TEAM STATS

### THIRD DOWN SUCCESS

One of the biggest keys for Tampa Bay in 2016, on both offense and defense, was success on third downs. Defensively, the Buccaneers limited opponents to a 34.4 conversion rate on third down, the best mark in the league. On the offensive side of the ball, Tampa Bay converted 43.9 percent of their third-down attempts, the sixth-highest mark in the NFL. The +9.5 percentage point differential between third-down conversion percentages allowed vs. converted was the highest in the NFL.

#### 2016 NFL OPPONENT THIRD-DOWN CONVERSION LEADERS

| Rank | Team                        | Conv.     | Att.       | Pct.        |
|------|-----------------------------|-----------|------------|-------------|
| 1.   | <b>Tampa Bay Buccaneers</b> | <b>67</b> | <b>195</b> | <b>34.4</b> |
| 2.   | Baltimore Ravens            | 75        | 214        | 35.0        |
| 3.   | New York Giants             | 84        | 238        | 35.3        |
| 4.   | Miami Dolphins              | 77        | 213        | 36.2        |
| 5.   | Denver Broncos              | 86        | 236        | 36.4        |

#### 2016 NFL THIRD-DOWN CONVERSION LEADERS

| Rank | Team                        | Conv.     | Att.       | Pct.        |
|------|-----------------------------|-----------|------------|-------------|
| 1.   | New Orleans Saints          | 107       | 220        | 48.6        |
| 2.   | Green Bay Packers           | 98        | 210        | 46.7        |
| 3.   | Tennessee Titans            | 100       | 217        | 46.1        |
| 4.   | New England Patriots        | 104       | 227        | 45.8        |
| 5.   | Washington Redskins         | 90        | 199        | 45.2        |
| 6.   | <b>Tampa Bay Buccaneers</b> | <b>94</b> | <b>214</b> | <b>43.9</b> |
| 7.   | Indianapolis Colts          | 87        | 202        | 43.1        |
| 8.   | Detroit Lions               | 83        | 195        | 42.6        |
| 9.   | San Diego Chargers          | 85        | 200        | 42.5        |
| 10.  | Dallas Cowboys              | 80        | 189        | 42.3        |

### RUSHING THE PASSER

In 2016, Tampa Bay recorded 38 sacks, tied for the ninth-most in the NFL.

#### NFL TEAM SACK LEADERS

| Rank | Team                        | Sacks     |
|------|-----------------------------|-----------|
| 1.   | Arizona Cardinals           | 48        |
| 2.   | Carolina Panthers           | 47        |
| 3.   | Denver Broncos              | 42        |
| 3.   | Seattle Seahawks            | 42        |
| 5.   | Minnesota Vikings           | 41        |
| 6.   | Green Bay Packers           | 40        |
| 6.   | Tennessee Titans            | 40        |
| 8.   | Buffalo Bills               | 39        |
| 9.   | <b>Tampa Bay Buccaneers</b> | <b>38</b> |
| 9.   | Pittsburgh Steelers         | 38        |
| 9.   | Washington Redskins         | 38        |

### TAKE THE BALL AWAY

Despite a slow start that saw only two takeaways during the first four weeks, Tampa Bay was one of the top teams in the league in 2016 at forcing turnovers, recording the third-most takeaways in the NFL.

#### 2016 NFL TAKEAWAY LEADERS

| Rank | Team                        | INT       | FR        | Takeaways |
|------|-----------------------------|-----------|-----------|-----------|
| 1.   | Kansas City Chiefs          | 18        | 15        | 33        |
| 2.   | Oakland Raiders             | 16        | 14        | 30        |
| 3.   | <b>Tampa Bay Buccaneers</b> | <b>17</b> | <b>12</b> | <b>29</b> |
| 4.   | Arizona Cardinals           | 14        | 14        | 28        |
| 4.   | Baltimore Ravens            | 18        | 10        | 28        |
| 4.   | San Diego Chargers          | 18        | 10        | 28        |

## THE REAL MCCOY

### MCCOY IN 2016

Gerald McCoy finished the 2016 season ranking fourth among all defensive tackles with 7.0 sacks.

#### 2016 NFL SACK LEADERS - DEFENSIVE TACKLES

| Rank      | Player (Team)            | Sacks      |
|-----------|--------------------------|------------|
| 1.        | Geno Atkins (CIN)        | 9.0        |
| 2.        | Calais Campbell (ARI)    | 8.0        |
| 2.        | Aaron Donald (LA)        | 8.0        |
| <b>4.</b> | <b>Gerald McCoy (TB)</b> | <b>7.0</b> |
| 5.        | Fletcher Cox (PHI)       | 6.5        |
| 5.        | Nick Fairley (NO)        | 6.5        |
| 5.        | Malik Jackson (JAC)      | 6.5        |

### MCCOY SINCE 2013

Since 2013, McCoy has the most sacks by any defensive tackle in the NFL.

#### NFL SACK LEADERS - DEFENSIVE TACKLES (2013-17)

| Rank      | Player (Team)            | Sacks       |
|-----------|--------------------------|-------------|
| <b>1.</b> | <b>Gerald McCoy (TB)</b> | <b>33.5</b> |
| 2.        | Geno Atkins (CIN)        | 32.0        |
| 3.        | Aaron Donald (LAR)       | 28.0        |
| 4.        | Jurrell Casey (TEN)      | 27.5        |
| 5.        | Fletcher Cox (PHI)       | 25.0        |
| 5.        | Ndamukong Suh (MIA)      | 25.0        |

More than just a pass-rusher, McCoy has shown his ability at stopping the run. His 51 tackles for loss are the fourth-most by a defensive tackle since 2012.

#### NFL TFL LEADERS - DEFENSIVE TACKLES (2012-17)

| Rank      | Player (Team)            | TFL       |
|-----------|--------------------------|-----------|
| 1.        | Ndamukong Suh (MIA)      | 77        |
| 2.        | Geno Atkins (CIN)        | 64        |
| 3.        | Aaron Donald (LAR)       | 58        |
| <b>4.</b> | <b>Gerald McCoy (TB)</b> | <b>51</b> |
| 5.        | Jurrell Casey (LA)       | 49        |

### MCCOY IN TEAM HISTORY

McCoy's 9.5 sacks in 2013 are tied for the fifth-most in a single season by a defensive tackle. He is only the third defensive tackle in Buccaneers history to top 9.0 sacks in a single season (Warren Sapp, Santana Dotson)

#### MOST SACKS, SINGLE SEASON - DEFENSIVE TACKLES (Team History)

| Rank      | Player              | Year        | Sacks      |
|-----------|---------------------|-------------|------------|
| 1.        | Warren Sapp         | 2000        | 16.5       |
| 2.        | Warren Sapp         | 1999        | 12.5       |
| 3.        | Warren Sapp         | 1997        | 10.5       |
| 4.        | Santana Dotson      | 1992        | 10.0       |
| 5.        | David Logan         | 1983        | 9.5        |
| <b>5.</b> | <b>Gerald McCoy</b> | <b>2013</b> | <b>9.5</b> |

For his career, McCoy has 42.5 sacks, the second-most by a defensive tackle in team history and the fourth-most in franchise history.

#### MOST SACKS - DEFENSIVE TACKLE (Team History)

| Rank      | Player                          | Sacks       |
|-----------|---------------------------------|-------------|
| 1.        | Warren Sapp, 1995-2003          | 77.0        |
| <b>2.</b> | <b>Gerald McCoy, 2010-Pres.</b> | <b>42.5</b> |
| 3.        | David Logan, 1979-86*           | 39.0        |
| 4.        | Brad Culpepper, 1994-99         | 33.0        |
| 5.        | Santana Dotson, 1992-95         | 23.0        |

\* Sacks were not an official stat until 1982. Logan is credited with 28.5 by Stats, Inc.

#### MOST SACKS - TEAM HISTORY

| Rank      | Player                          | Sacks       |
|-----------|---------------------------------|-------------|
| 1.        | Lee Roy Selmon, 1976-84*        | 78.5        |
| 2.        | Warren Sapp, 1995-2003          | 77.0        |
| 3.        | Simeon Rice, 2001-06            | 69.5        |
| <b>4.</b> | <b>Gerald McCoy, 2010-Pres.</b> | <b>42.5</b> |
| 5.        | David Logan, 1979-86*           | 39.0        |
| 6.        | Chidi Ahanotu, 1993-00, 2004    | 34.5        |
| 7.        | Brad Culpepper, 1994-99         | 33.0        |
| 8.        | Ronde Barber, 1997-2012         | 28.0        |
| 9.        | Broderick Thomas, 1989-93       | 26.5        |
| 10.       | Greg Spires, 2002-07            | 26.0        |

\* Sacks were not an official stat until 1982. Selmon is credited with 23.0 & Logan is credited with 28.5 by Stats, Inc.



## DOMINANT DAVID

Since entering the NFL in 2012, Lavonte David has shown himself to be one of the top linebackers in the league, earning All-Rookie honors from nearly every publication his first season, then following up a Pro Bowl selection in 2015 and All-Pro honors following the 2013 and 2016 seasons.

Entering his sixth season, David has already set some impressive marks around the NFL.

### DAVID SINCE ENTERING THE LEAGUE

Over the past five seasons, David has made the second-most tackles in the NFL, while tallying the second-most solo tackles during that span.

### 2012-17 NFL TACKLE LEADERS

| Rank      | Player (Current Team)        | Tackles    |
|-----------|------------------------------|------------|
| 1.        | LB Luke Kuechly (CAR)        | 705        |
| <b>2.</b> | <b>LB Lavonte David (TB)</b> | <b>672</b> |
| 3.        | LB Bobby Wagner (SEA)        | 659        |
| 4.        | LB Paul Posluszny (JAC)      | 643        |
| 5.        | LB D'Qwell Jackson (FA)      | 626        |

### 2012-17 NFL SOLO TACKLE LEADERS

| Rank      | Player (Current Team)        | Solo Tackles |
|-----------|------------------------------|--------------|
| 1.        | LB Paul Posluszny (JAC)      | 480          |
| <b>2.</b> | <b>LB Lavonte David (TB)</b> | <b>479</b>   |
| 3.        | LB Luke Kuechly (CAR)        | 450          |
| 4.        | LB Karlos Dansby (ARI)       | 404          |
| 5.        | LB Lawrence Timmons (MIA)    | 403          |

Since 2012, David has the second-most run stuffs of any player in football.

### 2012-17 STUFFS LEADERS

| Rank      | Player (Current Team)        | Stuffs      |
|-----------|------------------------------|-------------|
| 1.        | DE J.J. Watt (HOU)           | 67.5        |
| <b>2.</b> | <b>LB Lavonte David (TB)</b> | <b>56.0</b> |
| 3.        | DE Michael Bennett (SEA)     | 46.5        |
| 4.        | DE Calais Campbell (JAC)     | 41.0        |
| 4.        | DT Ndamukong Suh (MIA)       | 41.0        |

David has also been one of the leaders in tackles for loss over the last five seasons. His 86 TFLs during that stretch rank him second in the NFL, and he is one of only two players in the league to post three consecutive seasons (2012-14) with at least 15 tackles for loss (also J.J. Watt, 2012-15).

### 2012-17 NFL TACKLE FOR LOSS LEADERS

| Rank      | Player (Current Team)        | TFL       |
|-----------|------------------------------|-----------|
| 1.        | DE J.J. Watt (HOU)           | 120       |
| <b>2.</b> | <b>LB Lavonte David (TB)</b> | <b>86</b> |
| 3.        | LB Von Miller (DEN)          | 77        |
| 3.        | DT Ndamukong Suh (MIA)       | 77        |
| 5.        | DE Michael Bennett (SEA)     | 76        |
| 6.        | DE Calais Campbell (JAC)     | 73        |
| 7.        | LB Ryan Kerrigan (WAS)       | 70        |
| 8.        | LB Justin Houston (KC)       | 67        |
| 9.        | DT Geno Atkins (CIN)         | 64        |
| 10.       | DE Cameron Jordan (NO)       | 63        |

David has shown his ability to help not only stop the run, but to defend the pass. Since entering the NFL in 2012, David is tied for second in the league in interceptions by a linebacker and has the third-most passes defended during that span.

### 2012-17 NFL INTERCEPTIONS - (Linebackers)

| Rank      | Player (Team)             | INT       |
|-----------|---------------------------|-----------|
| 1.        | Luke Kuechly (CAR)        | 13        |
| <b>2.</b> | <b>Lavonte David (TB)</b> | <b>10</b> |
| 2.        | Thomas Davis (CAR)        | 10        |
| 3.        | Paul Posluszny (JAC)      | 9         |
| 5.        | Karlos Dansby (ARI)       | 8         |
| 5.        | DeAndre Levy (FA)         | 8         |
| 5.        | Lawrence Timmons (MIA)    | 8         |

### 2012-17 NFL PASSES DEFENSED - (Linebackers)

| Rank      | Player (Team)             | PD        |
|-----------|---------------------------|-----------|
| 1.        | Luke Kuechly (CAR)        | 43        |
| 2.        | Karlos Dansby (ARI)       | 42        |
| <b>3.</b> | <b>Lavonte David (TB)</b> | <b>35</b> |
| 4.        | Mark Barron (LAR)         | 34        |
| 4.        | Alec Ogletree (LAR)       | 34        |



## DOMINANT DAVID

### HISTORICAL PERFORMANCE

In his first five seasons, David has totaled 663 tackles, 18.0 sacks and 10 interceptions. He is the only player in the NFL during the last five years to total at least 500 tackles, 15.0 sacks and 10 interceptions. The start to his career compares with several of his most notable peers, as well as Hall of Famers.

#### NOTABLE LINEBACKERS - FIRST FIVE SEASONS

| Player               | Years          | Tkls       | Sacks       | INT       | FF        |
|----------------------|----------------|------------|-------------|-----------|-----------|
| Ray Lewis*           | 1996-2000      | 718        | 16.0        | 9         | 2         |
| Luke Kuechly*        | 2012-16        | 693        | 9.0         | 12        | 4         |
| Patrick Willis       | 2007-11        | 692        | 17.0        | 5         | 12        |
| Derrick Brooks*^     | 1995-99        | 669        | 4.5         | 8         | 8         |
| <b>Lavonte David</b> | <b>2012-16</b> | <b>663</b> | <b>18.0</b> | <b>10</b> | <b>12</b> |
| Zach Thomas          | 1996-2000      | 651        | 7.0         | 9         | 7         |
| Junior Seau^         | 1990-94        | 600        | 18.0        | 4         | 3         |
| Brian Urlacher       | 2000-04        | 579        | 26.5        | 7         | 6         |
| Lance Briggs         | 2003-07        | 548        | 5.5         | 6         | 9         |

\*Won NFL Defensive Player of the Year in span.

^Selected to Pro Football Hall of Fame.

In 2013, David put together a historical season, one that ranked alongside some of the best linebackers in NFL history.

#### NOTABLE LINEBACKER SEASONS SINCE 1982

| Player                | Year        | Tkls       | Sacks      | INT      |
|-----------------------|-------------|------------|------------|----------|
| Ray Lewis*^           | 2003        | 163        | 1.5        | 6        |
| Luke Kuechly^*        | 2013        | 156        | 2.0        | 4        |
| <b>Lavonte David^</b> | <b>2013</b> | <b>144</b> | <b>7.0</b> | <b>5</b> |
| Junior Seau^          | 1996        | 138        | 7.0        | 2        |
| Ray Lewis*^           | 2000        | 136        | 3.0        | 2        |
| Brian Urlacher*^      | 2005        | 122        | 6.0        | 0        |
| Hardy Nickerson^      | 1996        | 120        | 3.0        | 2        |
| Derrick Brooks*^      | 2002        | 118        | 1.0        | 5        |
| Patrick Willis^       | 2009        | 114        | 4.0        | 3        |
| Mike Singletary*^     | 1985        | 113        | 3.0        | 1        |
| Lance Briggs^         | 2005        | 107        | 2.0        | 2        |
| Thomas Davis^         | 2015        | 105        | 5.5        | 4        |

\*Won NFL Defensive Player of the Year.

^Named to an All-Pro team following the season.

David joined former All-Pro S Dave Duerson (1986) as the only two players since 1982 to record at least 7.0 sacks and five interceptions in the same season. David is the only linebacker to ever do so.

### IN COVERAGE

David finished 2013 with five interceptions, tied for the most ever by a Buccaneers linebacker in a single season.

#### MOST INTERCEPTIONS IN A SINGLE SEASON (Linebackers - Team History)

| Player                  | Year        | INT      |
|-------------------------|-------------|----------|
| 1. Derrick Brooks       | 2002        | 5        |
| <b>1. Lavonte David</b> | <b>2013</b> | <b>5</b> |
| 1. Cecil Johnson        | 1981        | 5        |
| 4. Derrick Brooks       | 1999        | 4        |
| 4. Jamie Duncan         | 1977        | 4        |
| 4. Richard Wood         | 1984        | 4        |

Against Buffalo (12/8/13), David recorded two interceptions, becoming the first Buccaneer to record multiple interceptions in the same game since CB Aqib Talib in 2010 (2 at ARI, 10/31/10) and the first Buccaneers linebacker to record multiple interceptions in the same game since Derrick Brooks (2 vs. CHI, 10/24/99). David is one of only six Buccaneers linebackers ever to record multiple interceptions in the same game. He did so again against Philadelphia (11/22/15), becoming the first linebacker in team history with more than one multi-interception game.

#### MULTIPLE INTERCEPTIONS IN A SINGLE GAME (Linebackers - Team History)

| Player               | Opponent-Date          | INT      |
|----------------------|------------------------|----------|
| Derrick Brooks       | vs. CHI-10/24/99       | 2        |
| <b>Lavonte David</b> | <b>vs. BUF-12/8/13</b> | <b>2</b> |
| <b>Lavonte David</b> | <b>at PHI-11/22/15</b> | <b>2</b> |
| Cecil Johnson        | vs. DET-10/4/81        | 2        |
| Dave Lewis           | vs. CHI-10/22/78       | 2        |
| Broderick Thomas     | at NO-11/1/92          | 2        |
| Richard Wood         | at NO-12/11/77         | 2        |

David has 10 career interceptions, tied for the second-most by a linebacker in team history.

#### MOST INTERCEPTIONS BY A LB - Team History

| Rank      | Player                           | INT       |
|-----------|----------------------------------|-----------|
| 1.        | Derrick Brooks, 1995-2008        | 25        |
| <b>2.</b> | <b>Lavonte David, 2012-Pres.</b> | <b>10</b> |
| 2.        | Dave Lewis, 1977-81              | 10        |
| 4.        | Cecil Johnson, 1977-85           | 9         |
| 4.        | Richard Wood, 1976-84            | 9         |

## DOMINANT DAVID

### PASS RUSH SPECIALIST

In 2013, Lavonte David showed off a pass-rushing ability not usually seen from linebackers in a 4-3 defense, finishing the season with 7.0 sacks, tied for the third-most

David's 7.0 sacks in 2013 are tied for the third-most by a linebacker in team history

### MOST SACKS BY A LINEBACKER - SINGLE SEASON (Team History)

| Player                  | Year        | Sacks      |
|-------------------------|-------------|------------|
| 1. Broderick Thomas     | 1991        | 11         |
| 2. Broderick Thomas     | 1990        | 7.5        |
| <b>3. Lavonte David</b> | <b>2013</b> | <b>7.0</b> |
| 3. Lonnie Marts         | 1996        | 7.0        |
| 5. Chris Washington     | 1987        | 6.5        |

For his career, David has totaled 18.0 sacks, the second-most by a linebacker in team history.

### MOST SACKS BY A LB - Team History

| Rank      | Player                           | Sacks       |
|-----------|----------------------------------|-------------|
| 1.        | Broderick Thomas, 1989-93        | 26.5        |
| <b>2.</b> | <b>Lavonte David, 2012-Pres.</b> | <b>18.0</b> |
| 3.        | Chris Washington, 1984-88        | 17.5        |
| 4.        | Derrick Brooks, 1995-2008        | 13.5        |
| 5.        | Shelton Quarles, 1997-2006       | 13.0        |

### DAVID & BROOKS

David has drawn comparisons to former Buccaneers' great LB Derrick Brooks. An 11-time Pro Bowler and nine-time All-Pro, Brooks is one of the most decorated players in Tampa Bay history, even earning NFL Defensive Player of the Year in 2002. Through their first 79 games played, David compares favorably to the Hall of Famer.

### D. BROOKS & L. DAVID (First 79 Games Played)

| Player | Tackles | Sacks | Stuffs | INT | PD | FF | FR |
|--------|---------|-------|--------|-----|----|----|----|
| David  | 672     | 18.0  | 56.0   | 10  | 35 | 12 | 7  |
| Brooks | 660     | 4.5   | 37.0   | 8   | 50 | 8  | 3  |

In 2013 David earned a first-team All-Pro selection, joining Brooks and Hardy Nickerson as the only linebackers in franchise history to earn that distinction.

### MOST FIRST-TEAM ALL-PRO SELECTIONS - LINEBACKERS (Team History)

| Player               | Selections | Years                    |
|----------------------|------------|--------------------------|
| Derrick Brooks       | 5          | 1999-2000, 2002, 2004-05 |
| Hardy Nickerson      | 2          | 1993, 1997               |
| <b>Lavonte David</b> | <b>1</b>   | <b>2013</b>              |

## ALEXANDER THE GREAT

Buccaneers General Manager Jason Licht spent 12 of his first 13 draft picks with Tampa Bay on offense. But in a case of quality over quantity, Licht's first selection on the defensive side of the ball came in the fourth round of the 2015 NFL Draft, with the Buccaneers selecting LB Kwon Alexander out of LSU. Alexander immediately took over as the starter at middle linebacker and has made his presence known, earning PFWA All-Rookie honors.

Since entering the league in 2015, Alexander is tied for 11th in tackles.

### 2015-17 NFL TACKLE LEADERS

| Rank       | Player (Current Team)         | Tackles    |
|------------|-------------------------------|------------|
| 1.         | LB Bobby Wagner (SEA)         | 297        |
| 2.         | LB Sean Lee (DAL)             | 290        |
| 3.         | LB Paul Posluszny (JAC)       | 273        |
| 4.         | LB Preston Brown (BUF)        | 262        |
| 5.         | LB K.J. Wright (SEA)          | 259        |
| 6.         | LB Telvin Smith (JAC)         | 256        |
| 7.         | LB Zach Brown (WAS)           | 248        |
| 8.         | S Landon Collins (NYG)        | 245        |
| <b>9.</b>  | <b>LB Lavonte David (TB)</b>  | <b>243</b> |
| 10.        | LB Mark Barron (LAR)          | 241        |
| 11.        | S Jonathan Cyprien (TEN)      | 240        |
| <b>12.</b> | <b>LB Kwon Alexander (TB)</b> | <b>239</b> |
| 12.        | LB Karlos Dansby (ARI)        | 239        |

In 2016, Alexander led the NFL in solo tackles.

### 2016 NFL SOLO TACKLE LEADERS

| Rank      | Player (Current Team)         | Solo Tackles |
|-----------|-------------------------------|--------------|
| <b>1.</b> | <b>LB Kwon Alexander (TB)</b> | <b>108</b>   |
| 2.        | S Landon Collins (NYG)        | 100          |
| 3.        | LB Tahir Whitehead (DET)      | 99           |
| 4.        | LB Alec Ogletree (LA)         | 98           |
| 4.        | LB Telvin Smith (JAC)         | 98           |

### ALEXANDER VS. 2015 DRAFT CLASS DEFENDERS

In his first three seasons, Alexander has started all 29 games he has played, totaling 239 tackles, 18 for loss, 17 passes defended, 6.0 sacks, four interceptions (one returned for touchdown), three forced fumbles and two fumble recoveries. Below is a chart that shows where he stands among defenders from his draft class.

### 2015 NFL DRAFT CLASS NOTABLE DEFENDERS (Sorted by Total Tackles)

| Player                           | Tkl.       | Sacks      | PD        | INT      | FF       | FR       |
|----------------------------------|------------|------------|-----------|----------|----------|----------|
| 1. S Landon Collins (NYG)        | 245        | 4.0        | 23        | 6        | 1        | 1        |
| <b>2. LB Kwon Alexander (TB)</b> | <b>239</b> | <b>6.0</b> | <b>17</b> | <b>4</b> | <b>3</b> | <b>2</b> |
| 3. LB Eric Kendricks (MIN)       | 216        | 6.5        | 11        | 1        | 1        | 1        |
| 4. LB Benardrick McKinney (HOU)  | 204        | 8.0        | 2         | 0        | 2        | 0        |
| 5. S Ricardo Allen (ATL)         | 167        | 1.0        | 8         | 5        | 0        | 1        |
| 6. CB Byron Jones (DAL)          | 150        | 0.0        | 18        | 1        | 1        | 0        |
| 7. LB Jordan Hicks (PHI)         | 144        | 2.0        | 14        | 7        | 1        | 5*       |
| 8. CB Ronald Darby (BUF)         | 138        | 0.0        | 33        | 2        | 0        | 0        |
| 8. LB Denzel Perryman (SD)       | 138        | 4.0        | 2         | 1        | 1        | 0        |
| 8. DE Leonard Williams (NYJ)     | 138        | 10.0       | 0         | 0        | 2        | 0        |
| 11. CB Marcus Peters (KC)        | 111        | 0.0        | 46*       | 14*      | 2        | 3        |
| 12. LB Vic Beasley (ATL)         | 69         | 21.5*      | 5         | 1        | 9*       | 1        |

\*Leads among members of the 2015 NFL Draft Class

Since the start of the 2015 season, Alexander one of three players in the NFL to record 220+ tackles, 6+ sacks and 3+ interceptions (also Lavonte David & Thomas Davis).

## GRIT & GRIMES

In 2016, Tampa Bay brought in veteran cornerback Brent Grimes to help the team's pass defense and provide a veteran leader who knew Defensive Coordinator Mike Smith's system. Grimes proved to be a key addition to the team, notching the most passes defended in the NFL.

### 2016 NFL PASS DEFENSED LEADERS

| Rank | Player (Team)                     | PD        |
|------|-----------------------------------|-----------|
| 1.   | <b>Brent Grimes (TB)</b>          | <b>24</b> |
| 2.   | Dominique Rodgers-Cromartie (NYG) | 21        |
| 3.   | Casey Hayward (SD)                | 20        |
| 3.   | Marcus Peters (KC)                | 20        |
| 4.   | Robert Alford (ATL)               | 19        |
| 4.   | Josh Norman (WAS)                 | 19        |

Since 2013, Grimes has the most passes defended in the NFL

### NFL MOST PASSES DEFENSED (2013-17)

| Rank | Player (Current Team)                | PD        |
|------|--------------------------------------|-----------|
| 1.   | <b>CB Brent Grimes (TB)</b>          | <b>67</b> |
| 2.   | CB David Amerson (OAK)               | 60        |
| 2.   | CB Johnathan Joseph (HOU)            | 60        |
| 2.   | CB Dominique Rodgers-Cromartie (NYG) | 60        |
| 5.   | CB Aqib Talib (DEN)                  | 58        |

### GRIMES IN BUGS HISTORY

Grimes's 24 passes defended were the most by any Buccaneers player since Ronde Barber had 24 in 2001. Since 1994, Grimes' 24 passes defended are tied for the second-most by a Buccaneers player.

### MOST PASSES DEFENSED - SINGLE SEASON SINCE 1994 (Team History)

| Rank | Player              | Year        | PD        |
|------|---------------------|-------------|-----------|
| 1.   | Donnie Abraham      | 1999        | 25        |
| 2.   | Ronde Barber        | 2001        | 24        |
| 2.   | <b>Brent Grimes</b> | <b>2016</b> | <b>24</b> |
| 2.   | Ricky Reynolds      | 1992        | 24        |
| 5.   | Donnie Abraham      | 2000        | 23        |

### GRIMES PICKING PASSES

In 2016, Grimes led Tampa Bay with four interceptions, his fourth consecutive season with at least four interceptions. He is the only player in the NFL to record at least four interceptions in every season during that span (2013-16).

Grimes has the third-most interceptions by any player over the past four seasons and the second-most by any cornerback.

### NFL MOST INTERCEPTIONS (2013-16)

| Rank | Player (Current Team)       | INT       |
|------|-----------------------------|-----------|
| 1.   | S Reggie Nelson (OAK)       | 19        |
| 2.   | CB Richard Sherman (SEA)    | 18        |
| 3.   | <b>CB Brent Grimes (TB)</b> | <b>17</b> |
| 3.   | S Glover Quin (DET)         | 17        |
| 5.   | S Quintin Demps (HOU)       | 15        |
| 5.   | S Tashaun Gipson (JAC)      | 15        |
| 5.   | CB Trumaine Johnson (LAR)   | 15        |
| 5.   | CB Aqib Talib (DEN)         | 15        |

In his career, Grimes has 30 interceptions, tied for the fifth-most among active players.

### MOST CAREER INTERCEPTIONS- ACTIVE PLAYERS

| Rank | Player (Current Team)                | INT       |
|------|--------------------------------------|-----------|
| 1.   | S DeAngelo Hall (WAS)                | 43        |
| 2.   | CB Terence Newman (MIN)              | 41        |
| 3.   | S Reggie Nelson (OAK)                | 35        |
| 4.   | CB Aqib Talib (DEN)                  | 34        |
| 5.   | <b>CB Brent Grimes (TB)</b>          | <b>30</b> |
| 5.   | CB Dominique Rodgers-Cromartie (NYG) | 30        |
| 5.   | CB Richard Sherman (SEA)             | 30        |
| 5.   | CB Tramon Williams (ARI)             | 30        |

## BRYAN "THE BANGER" ANGER

In 2016, the Buccaneers signed P Bryan Anger. Since then, Anger has shown his value, recording the fourth-most punts inside the 20-yard line (38), while posting a 42.8 net punting average, the third-best mark in the league over the past two seasons.

### ANGER IN BUCS HISTORY

Not only did Anger have one of the top seasons in the NFL in 2016, he had the best punting season in team history.

#### 2016-17 PUNTS INSIDE THE 20 LEADERS

| Rank      | Player (Team)           | Inside 20 |
|-----------|-------------------------|-----------|
| 1.        | Johnny Hekker (LA)      | 57        |
| 2.        | Dustin Colquitt (KC)    | 43        |
| 2.        | Sam Koch (BAL)          | 43        |
| <b>3.</b> | <b>Bryan Anger (TB)</b> | <b>38</b> |
| 5.        | Marquette King (OAK)    | 37        |
| 5.        | Jeff Locke (DET)        | 37        |

#### 2016-17 NET PUNTING AVERAGE LEADERS

| Rank      | Player (Team)           | Net Avg.    |
|-----------|-------------------------|-------------|
| 1.        | Johnny Hekker (LA)      | 45.7        |
| 2.        | Sam Martin (DET)        | 44.2        |
| <b>3.</b> | <b>Bryan Anger (TB)</b> | <b>42.8</b> |
| 4.        | Thomas Morstead (NO)    | 42.8        |
| 5.        | Pat McAfee (FA)         | 42.7        |

#### MOST PUNTS INSIDE THE 20 - SINGLE SEASON (Team History)

| Rank      | Player             | Year        | Inside 20 |
|-----------|--------------------|-------------|-----------|
| <b>1.</b> | <b>Bryan Anger</b> | <b>2016</b> | <b>37</b> |
| 2.        | Josh Bidwell       | 2007        | 30        |
| 2.        | Tom Tupa           | 2002        | 30        |
| 4.        | Josh Bidwell       | 2008        | 27        |
| 5.        | Mark Royals        | 2001        | 26        |
| 5.        | Tom Tupa           | 2003        | 26        |

#### HIGHEST NET PUNTING AVERAGE - SINGLE SEASON (Team History)

| Rank      | Player             | Year        | Net Avg.    |
|-----------|--------------------|-------------|-------------|
| <b>1.</b> | <b>Bryan Anger</b> | <b>2016</b> | <b>42.7</b> |
| 2.        | Michael Koenen     | 2011        | 40.3        |
| 3.        | Michael Koenen     | 2013        | 38.3        |
| 4.        | Jacob Schum        | 2015        | 38.0        |
| 5.        | Tommy Barnhardt    | 1996        | 37.8        |

## STRENGTH OF THE SOUTH

Over the previous 15 seasons, one could argue that the toughest division in the NFL is the NFC South. Since realignment in 2002, the NFC South is the only division to not only have each of its teams make a conference championship appearance, but have all four teams make it to the Super Bowl. The NFC East, NFC West and AFC West are the only other divisions to have all four teams earn a division championship since realignment.

The NFC South has also been represented nine times in a conference championship game, the best in the NFC and the second-most in the NFL. The NFC South is also tied for the second-most appearances in the Super Bowl (5), tied for the most by any NFC division. In 2016, The NFC South became the first division since realignment to have all four of its teams play in the Super Bowl, with Tampa Bay (XXXVII), Atlanta (LI), Carolina (XXXVIII & 50) and New Orleans (XLIV) all making it.

### SUPER BOWL APPEARANCES & WINS SINCE 2002

| Division         | Appearances | Wins     |
|------------------|-------------|----------|
| AFC East         | 6           | 4        |
| <b>NFC South</b> | <b>5</b>    | <b>2</b> |
| NFC West         | 5           | 1        |
| AFC North        | 4           | 3        |
| NFC East         | 3           | 2        |
| AFC South        | 2           | 1        |
| NFC North        | 2           | 1        |
| AFC West         | 3           | 1        |

### CONFERENCE CHAMPIONSHIP GAME APPEARANCES SINCE 2002

| Division         | Number   |
|------------------|----------|
| AFC East         | 12       |
| <b>NFC South</b> | <b>9</b> |
| NFC West         | 8        |
| AFC North        | 7        |
| NFC East         | 6        |
| NFC North        | 6        |
| AFC South        | 5        |
| AFC West         | 5        |

The NFC South is also one of only two divisions to have more than one team win a Super Bowl (Tampa Bay, New Orleans), since 2002, joining the AFC North. The NFC South has had a very even split of division champions, with all four of the teams having captured at least three division titles.

### NFC SOUTH DIVISION TITLES SINCE 2002

| Team             | Number   |
|------------------|----------|
| Carolina         | 5        |
| Atlanta          | 4        |
| <b>Tampa Bay</b> | <b>3</b> |
| New Orleans      | 3        |

In 2010, the NFC South recorded another impressive feat, as they were the only division to have three teams finish with a winning record, with three of the four teams finish with a double-digit win total (Atlanta – 13-3; New Orleans – 11-5; Tampa Bay – 10-6). It marked just the second time, dating back to realignment in 2002, that a division has had three teams with double-digit wins in the same season (also the AFC South in 2007). The feat was matched by the NFC North in 2012, the NFC West in 2013 and the AFC North in 2014.

In 2008, the NFC South again showed its overall strength, as it finished as one of only three divisions in the League to have three of its four teams with a record of 9-7 or better (also AFC East and NFC East) and is one of two divisions to have all of its teams at 8-8 or better (also NFC East). The NFC South also finished with a remarkable 27-5 overall home record in 2008, the best combined home winning percentage by a division in NFL history (.844), with the next best division last season, the NFC East, holding an 23-9 record at home. The South was also a near-perfect 11-1 at home when facing other South division opponents in 2008. The Bucs contributed significantly to that mark, as they finished 6-2 at home, winning their first six games at Raymond James Stadium in 2008.

### BEST COMBINED HOME RECORD BY A DIVISION IN NFL HISTORY

| Year        | Division         | Record      | Pct.        |
|-------------|------------------|-------------|-------------|
| <b>2008</b> | <b>NFC South</b> | <b>27-5</b> | <b>.844</b> |
| 2003        | NFC West         | 26-6        | .813        |
| 1988        | AFC Central      | 25-7        | .781        |
| 1971        | AFC West         | 20-6-2      | .769*       |
| 1988        | AFC East         | 30-9-1      | .763        |
| 1976        | AFC Central      | 21-7        | .750        |
| 1995        | NFC Central      | 30-10       | .750        |
| 2013        | NFC West         | 24-8        | .750        |

\*Prior to 1972, tie games were not counted in winning percentage.

## 2017 TAMPA BAY BUCCANEERS NUMERICAL ROSTER

(as of 9/14/17)

| No. | Name                  | Pos. | Ht.  | Wt. | Age | NFL Exp. | College                | Hometown               | How Acq.      |
|-----|-----------------------|------|------|-----|-----|----------|------------------------|------------------------|---------------|
| 2   | Nick Folk             | K    | 6-1  | 222 | 32  | 11       | Arizona                | Hollywood, CA          | FA-'17        |
| 3   | Jameis Winston        | QB   | 6-4  | 231 | 23  | 3        | Florida State          | Bessemer, AL           | D1-'15        |
| 9   | Bryan Anger           | P    | 6-3  | 205 | 28  | 6        | California             | Camarillo, CA          | UFA (JAC)-'16 |
| 10  | Adam Humphries        | WR   | 5-11 | 195 | 24  | 3        | Clemson                | Spartanburg, SC        | FA-'15        |
| 11  | DeSean Jackson        | WR   | 5-10 | 175 | 30  | 10       | California             | Long Beach, CA         | UFA (WAS)-'17 |
| 12  | Chris Godwin          | WR   | 6-1  | 209 | 21  | R        | Penn State             | Middletown, DE         | D3a-'17       |
| 13  | Mike Evans            | WR   | 6-5  | 231 | 24  | 4        | Texas A&M              | Galveston, TX          | D1-'14        |
| 14  | Ryan Fitzpatrick      | QB   | 6-2  | 223 | 34  | 13       | Harvard                | Gilbert, AZ            | UFA (NYJ)-'17 |
| 18  | Bernard Reedy         | WR   | 5-9  | 175 | 25  | 1        | Toledo                 | St. Petersburg, FL     | FA-'16        |
| 21  | Justin Evans          | S    | 6-0  | 199 | 22  | R        | Texas A&M              | Wiggins, MS            | D2-'17        |
| 23  | Chris Conte           | S    | 6-2  | 203 | 28  | 7        | California             | Los Angeles, CA        | UFA (CHI)-'15 |
| 24  | Brent Grimes          | CB   | 5-10 | 185 | 34  | 11       | Shippensburg           | Philadelphia, PA       | FA-'16        |
| 25  | Peyton Barber         | RB   | 5-11 | 225 | 23  | 2        | Auburn                 | Alpharetta, GA         | FA-'16        |
| 26  | Josh Robinson         | DB   | 5-10 | 200 | 26  | 6        | UCF                    | Sunrise, FL            | UFA (MIN)-'16 |
| 28  | Vernon Hargreaves III | CB   | 5-10 | 204 | 22  | 2        | Florida                | Tampa, FL              | D1-'16        |
| 29  | Ryan Smith            | CB   | 5-11 | 189 | 24  | 2        | North Carolina Central | Upper Marlboro, MD     | D4-'16        |
| 32  | Jacquizz Rodgers      | RB   | 5-6  | 205 | 27  | 7        | Oregon State           | Richmond, TX           | FA-'16        |
| 34  | Charles Sims III      | RB   | 6-0  | 211 | 27  | 4        | West Virginia          | Houston, TX            | D3-'14        |
| 35  | Javien Elliott        | CB   | 5-11 | 176 | 24  | 2        | Florida State          | Panama City, FL        | FA-'16        |
| 36  | Robert McClain        | CB   | 5-9  | 195 | 29  | 6        | Connecticut            | Lusby, MD              | UFA (LAC)-'17 |
| 37  | Keith Tandy           | S    | 5-10 | 205 | 28  | 6        | West Virginia          | Hopkinsville, KY       | D6-'12        |
| 43  | T.J. Ward             | S    | 5-10 | 200 | 30  | 8        | Oregon                 | Antioch, CA            | FA-'17        |
| 45  | Alan Cross            | TE   | 6-1  | 235 | 24  | 2        | Memphis                | Millington, TN         | FA-'16        |
| 51  | Kendell Beckwith      | LB   | 6-2  | 243 | 22  | R        | LSU                    | Clinton, LA            | D3b-'17       |
| 52  | Cameron Lynch         | LB   | 6-0  | 229 | 24  | 3        | Syracuse               | Lawrenceville, GA      | FA-'16        |
| 53  | Adarius Glanton       | LB   | 6-1  | 230 | 26  | 3        | Florida Atlantic       | Lakeland, FL           | FA-'15        |
| 54  | Lavonte David         | LB   | 6-1  | 233 | 27  | 6        | Nebraska               | Miami, FL              | D2-'12        |
| 56  | Jacquies Smith        | DE   | 6-2  | 260 | 27  | 4        | Missouri               | Dallas, TX             | W (BUF)-'14   |
| 57  | Noah Spence           | DE   | 6-2  | 251 | 23  | 2        | Eastern Kentucky       | Harrisburg, PA         | D2a-'16       |
| 58  | Kwon Alexander        | LB   | 6-1  | 227 | 23  | 3        | LSU                    | Oxford, AL             | D4-'15        |
| 59  | Devante Bond          | LB   | 6-1  | 236 | 24  | 2        | Oklahoma               | Sacramento, CA         | D6a-'16       |
| 62  | Evan Smith            | OL   | 6-2  | 308 | 31  | 8        | Idaho State            | Salinas, CA            | UFA (GB)-'14  |
| 64  | Kevin Pamphile        | G    | 6-5  | 315 | 26  | 4        | Purdue                 | Miami, FL              | D5b-'14       |
| 65  | Garrison Sanborn      | LS   | 6-1  | 240 | 32  | 9        | Florida State          | Tampa, FL              | FA-'17        |
| 66  | Leonard Wester        | T    | 6-6  | 305 | 24  | 2        | Missouri Western       | Mt. Union, IA          | FA-'16        |
| 68  | Joe Hawley            | C    | 6-3  | 302 | 28  | 8        | UNLV                   | Bakersfield, CA        | FA-'15        |
| 69  | Demar Dotson          | T    | 6-9  | 315 | 31  | 9        | Southern Miss          | Alexandria, LA         | FA-'09        |
| 73  | J.R. Sweezy           | G    | 6-5  | 298 | 28  | 5        | North Carolina State   | Mooreville, NC         | UFA (SEA)-'16 |
| 74  | Ali Marpet            | C    | 6-4  | 307 | 24  | 3        | Hobart                 | Hastings-on-Hudson, NY | D2b-'15       |
| 76  | Donovan Smith         | T    | 6-6  | 338 | 24  | 3        | Penn State             | Owings Mills, MD       | D2a-'15       |
| 77  | Caleb Benenoch        | OL   | 6-5  | 305 | 23  | 2        | UCLA                   | Katy, TX               | D5-'16        |
| 80  | O.J. Howard           | TE   | 6-6  | 251 | 22  | R        | Alabama                | Prattville, AL         | D1-'17        |
| 82  | Antony Auclair        | TE   | 6-6  | 256 | 24  | R        | Laval                  | Motreal, Quebec        | FA-'17        |
| 84  | Cameron Brate         | TE   | 6-5  | 245 | 26  | 3        | Harvard                | Naperville, IL         | FA-'15        |
| 88  | Luke Stocker          | TE   | 6-5  | 253 | 29  | 7        | Tennessee              | Berea, KY              | D4-'11        |
| 90  | Chris Baker           | DT   | 6-2  | 320 | 29  | 6        | Hampton                | Windsor, CT            | UFA (WAS)-'17 |
| 91  | Robert Ayers Jr.      | DE   | 6-3  | 275 | 32  | 9        | Tennessee              | Jersey City, NJ        | UFA (NYG)-'16 |
| 92  | William Gholston      | DE   | 6-6  | 281 | 26  | 5        | Michigan State         | Detroit, MI            | D4b-'13       |
| 93  | Gerald McCoy          | DT   | 6-4  | 300 | 29  | 8        | Oklahoma               | Oklahoma City, OK      | D1-'10        |
| 94  | Will Clarke           | DL   | 6-6  | 275 | 26  | 4        | West Virginia          | Pittsburgh, PA         | FA-'17        |
| 95  | Ryan Russell          | DE   | 6-5  | 275 | 25  | 3        | Purdue                 | Carrollton, TX         | FA-'16        |
| 96  | Sealver Siliga        | DT   | 6-2  | 345 | 27  | 5        | Utah                   | West Jordan, UT        | W (SEA)-'16   |
| 98  | Clinton McDonald      | DT   | 6-2  | 297 | 30  | 8        | Memphis                | Jacksonville, AR       | UFA (SEA)-'14 |

### PRACTICE SQUAD

| No. | Name               | Pos. | Ht.  | Wt. | Age | NFL Exp. | College          | HS Hometown         | How Acq.  |
|-----|--------------------|------|------|-----|-----|----------|------------------|---------------------|-----------|
| 16  | Freddie Martino    | WR   | 6-0  | 195 | 26  | 2        | North Greenville | North, SC           | FA-'16    |
| 39  | Isaiah Johnson     | S    | 6-0  | 209 | 24  | 1        | South Carolina   | Cary, NC            | FA-'16    |
| 41  | Jonathan Moxey     | CB   | 5-10 | 188 | 22  | R        | Boise State      | West Palm Beach, FL | FA-'17    |
| 44  | Russell Hansbrough | RB   | 5-9  | 195 | 23  | 1        | Missouri         | Arlington, TX       | FA-'16    |
| 46  | Austin Johnson     | FB   | 6-2  | 240 | 28  | 3        | Tennessee        | Hickory, NC         | FA-'16    |
| 49  | Riley Bullough     | LB   | 6-2  | 228 | 23  | R        | Michigan State   | Traverse City, MI   | FA-'17    |
| 50  | Eric Nzeocha       | LB   | 6-3  | 218 | 24  | R        | Wyoming          | Neusitz, Germany    | INTFA-'17 |
| 61  | Justin Murray      | T    | 6-5  | 304 | 24  | 1        | Cincinnati       | Cincinnati, OH      | FA-'17    |
| 67  | Mike Liedtke       | OL   | 6-3  | 305 | 25  | 1        | Illinois State   | Woodstock, IL       | FA-'16    |
| 71  | Channing Ward      | DE   | 6-4  | 279 | 25  | 2        | Mississippi      | Aberdeen, MS        | FA-'16    |
| 85  | Bobo Wilson        | WR   | 5-9  | 186 | 22  | R        | Florida State    | Miami, FL           | FA-'17    |

### RESERVE/SUSPENDED

| No. | Name        | Pos. | Ht. | Wt. | Age | NFL Exp. | College     | HS Hometown | How Acq. |
|-----|-------------|------|-----|-----|-----|----------|-------------|-------------|----------|
| 22  | Doug Martin | RB   | 5-9 | 223 | 28  | 6        | Boise State | Oakland, CA | D1b-'12  |

### INJURED RESERVE

| No. | Name                | Pos. | Ht. | Wt. | Age | NFL Exp. | College | HS Hometown          | How Acq.   |
|-----|---------------------|------|-----|-----|-----|----------|---------|----------------------|------------|
| 4   | Ryan Griffin        | QB   | 6-5 | 210 | 27  | 4        | Tulane  | Westlake Village, CA | W (NO)-'15 |
| 72  | Justin Trattou      | DE   | 6-4 | 258 | 29  | 6        | Florida | Ramsey, NJ           | FA-'17     |
| 75  | DaVonte Lambert     | DL   | 6-2 | 282 | 23  | 2        | Auburn  | Keysville, GA        | FA-'16     |
| 97  | Stevie Tu'ikolovatu | DT   | 6-1 | 320 | 26  | R        | USC     | Salt Lake City, UT   | D7-'17     |

### PRACTICE SQUAD INJURED RESERVE

| No. | Name          | Pos. | Ht. | Wt. | Age | NFL Exp. | College       | HS Hometown | How Acq.    |
|-----|---------------|------|-----|-----|-----|----------|---------------|-------------|-------------|
| 78  | Marquis Lucas | T    | 6-4 | 313 | 24  | 1        | West Virginia | Miami, FL   | W (ATL)-'17 |

Head Coach: Dirk Koetter

Assistant Coaches: Nate Kaczor (special teams coordinator); Todd Monken (offensive coordinator/wide receivers); Mike Smith (defensive coordinator); Mike Bajakian (quarterbacks); Butch Barry (assistant offensive line); Danny Breyer (defensive assistant); Dave Borgonzi (defensive quality control); Mark Duffner (linebackers); Skyler Fulton (offensive assistant); Zack Grossi (offensive quality control); Jay Hayes (defensive line); Jon Hoke (secondary); Dave Kennedy (head strength and conditioning); Brett Maxie (defensive backs); Carlos Polk (assistant special teams); Tim Spencer (running backs); Paul Spicer (assistant defensive line); Ben Steele (tight ends); Joe Vaughn (assistant strength and conditioning); Chad Wade (assistant strength and conditioning); George Warhop (run game coordinator/offensive line); Andrew Weidinger (assistant wide receivers/game management)

**2017 TAMPA BAY BUCCANEERS ALPHABETICAL ROSTER**

(as of 9/17/17)

| No. | Name                   | Pos. | Ht.  | Wt. | Birthdate  | NFL Exp. | College                | Hometown               | 17 GP/GS |
|-----|------------------------|------|------|-----|------------|----------|------------------------|------------------------|----------|
| 58  | Alexander, Kwon        | LB   | 6-1  | 227 | 8/3/1994   | 3        | LSU                    | Oxford, AL             | 1/1      |
| 9   | Anger, Bryan           | P    | 6-3  | 205 | 10/6/1988  | 6        | California             | Camarillo, CA          | 1/0      |
| 82  | Auclair, Antony        | TE   | 6-6  | 256 | 5/28/1993  | R        | Laval                  | Quebec, Canada         | 0/0      |
| 91  | Ayers Jr., Robert      | DE   | 6-3  | 275 | 9/6/1985   | 9        | Tennessee              | Jersey City, NJ        | 1/0      |
| 90  | Baker, Chris           | DT   | 6-2  | 320 | 10/8/1987  | 6        | Hampton                | Windsor, CT            | 1/1      |
| 25  | Barber, Peyton         | RB   | 5-11 | 225 | 2/27/1994  | 2        | Auburn                 | Alpharetta, GA         | 1/0      |
| 51  | Beckwith, Kendall      | LB   | 6-2  | 243 | 12/2/1994  | R        | LSU                    | Clinton, LA            | 1/1      |
| 77  | Benenoch, Caleb        | OL   | 6-5  | 305 | 8/8/1994   | 2        | UCLA                   | Katy, TX               | 1/0      |
| 59  | Bond, Devante          | LB   | 6-1  | 236 | 7/3/1993   | 2        | Oklahoma               | Sacramento, CA         | 0/0      |
| 84  | Brate, Cameron         | TE   | 6-5  | 245 | 7/3/1991   | 3        | Harvard                | Naperville, IL         | 1/0      |
| 94  | Clarke, Will           | DL   | 6-6  | 275 | 5/4/1991   | 4        | West Virginia          | Pittsburgh, PA         | 0/0      |
| 23  | Conte, Chris           | S    | 6-2  | 203 | 2/23/1989  | 7        | California             | Los Angeles, CA        | 1/1      |
| 45  | Cross, Alan            | TE   | 6-1  | 235 | 5/2/1993   | 2        | Memphis                | Millington, TN         | 1/0      |
| 54  | David, Lavonte         | LB   | 6-1  | 233 | 1/23/1990  | 6        | Nebraska               | Miami, FL              | 1/1      |
| 69  | Dotson, Demar          | T    | 6-9  | 315 | 10/11/1985 | 9        | Southern Miss          | Alexandria, LA         | 1/1      |
| 35  | Elliott, Javien        | CB   | 5-11 | 176 | 7/18/1993  | 2        | Florida State          | Panama City, FL        | 0/0      |
| 21  | Evans, Justin          | S    | 6-0  | 199 | 8/26/1995  | R        | Texas A&M              | Wiggins, MS            | 1/0      |
| 13  | Evans, Mike            | WR   | 6-5  | 231 | 8/21/1993  | 4        | Texas A&M              | Galveston, TX          | 1/1      |
| 14  | Fitzpatrick, Ryan      | QB   | 6-2  | 223 | 11/24/1982 | 13       | Harvard                | Gilbert, AZ            | 1/0      |
| 2   | Folk, Nick             | K    | 6-1  | 222 | 11/5/1984  | 11       | Arizona                | Hollywood, CA          | 1/0      |
| 92  | Gholston, William      | DE   | 6-6  | 281 | 7/31/1991  | 5        | Michigan State         | Detroit, MI            | 1/1      |
| 53  | Glanton, Adarius       | LB   | 6-1  | 230 | 9/21/1990  | 3        | Florida Atlantic       | Lakeland, FL           | 1/0      |
| 12  | Godwin, Chris          | WR   | 6-1  | 209 | 2/27/1996  | R        | Penn State             | Middletown, DE         | 1/0      |
| 24  | Grimes, Brent          | CB   | 5-10 | 185 | 7/19/1983  | 11       | Shippensburg           | Philadelphia, PA       | 1/1      |
| 28  | Hargreaves III, Vernon | CB   | 5-10 | 204 | 6/3/1995   | 2        | Florida                | Tampa, FL              | 1/1      |
| 68  | Hawley, Joe            | C    | 6-3  | 302 | 10/22/1988 | 8        | UNLV                   | Bakersfield, CA        | 0/0      |
| 80  | Howard, O.J.           | TE   | 6-6  | 251 | 11/19/1994 | R        | Alabama                | Prattville, AL         | 1/1      |
| 10  | Humphries, Adam        | WR   | 5-11 | 195 | 6/24/1993  | 3        | Clemson                | Spartanburg, SC        | 1/0      |
| 11  | Jackson, DeSean        | WR   | 5-10 | 175 | 12/1/1986  | 10       | California             | Long Beach, CA         | 1/1      |
| 52  | Lynch, Cameron         | LB   | 6-0  | 229 | 8/4/1993   | 3        | Syracuse               | Lawrenceville, GA      | 1/0      |
| 74  | Marpet, Ali            | C    | 6-4  | 307 | 4/17/1993  | 3        | Hobart                 | Hastings-on-Hudson, NY | 1/1      |
| 36  | McClain, Robert        | CB   | 5-9  | 195 | 7/22/1988  | 6        | Connecticut            | Lusby, MD              | 1/0      |
| 93  | McCoy, Gerald          | DT   | 6-4  | 300 | 2/25/1988  | 8        | Oklahoma               | Oklahoma City, OK      | 1/1      |
| 98  | McDonald, Clinton      | DT   | 6-2  | 297 | 1/6/1987   | 8        | Memphis                | Jacksonville, AR       | 1/0      |
| 64  | Pamphile, Kevin        | G    | 6-5  | 310 | 11/27/1990 | 4        | Purdue                 | Miami, FL              | 1/1      |
| 18  | Reedy, Bernard         | WR   | 5-9  | 175 | 12/31/1991 | 1        | Toledo                 | St. Petersburg, FL     | 1/0      |
| 26  | Robinson, Josh         | DB   | 5-10 | 200 | 1/8/1991   | 6        | UCF                    | Sunrise, FL            | 1/0      |
| 32  | Rodgers, Jacquizz      | RB   | 5-6  | 205 | 2/6/1990   | 7        | Oregon State           | Richmond, TX           | 1/1      |
| 95  | Russell, Ryan          | DE   | 6-5  | 275 | 1/17/1992  | 3        | Purdue                 | Carrollton, TX         | 1/0      |
| 65  | Sanborn, Garrison      | LS   | 6-1  | 240 | 7/31/1985  | 9        | Florida State          | Tampa, FL              | 1/0      |
| 96  | Siliga, Sealver        | DT   | 6-2  | 345 | 4/26/1990  | 5        | Utah                   | West Jordan, UT        | 1/0      |
| 34  | Sims III, Charles      | RB   | 6-0  | 211 | 9/19/1990  | 4        | West Virginia          | Houston, TX            | 1/0      |
| 76  | Smith, Donovan         | T    | 6-6  | 338 | 6/23/1993  | 3        | Penn State             | Owings Mills, MD       | 1/1      |
| 62  | Smith, Evan            | OL   | 6-2  | 308 | 7/19/1986  | 8        | Idaho State            | Salinas, CA            | 1/0      |
| 56  | Smith, Jacquies        | DE   | 6-2  | 260 | 3/18/1990  | 4        | Missouri               | Dallas, TX             | 0/0      |
| 29  | Smith, Ryan            | CB   | 5-11 | 189 | 9/7/1993   | 2        | North Carolina Central | Upper Marlboro, MD     | 1/0      |
| 57  | Spence, Noah           | DE   | 6-2  | 251 | 1/8/1994   | 2        | Eastern Kentucky       | Harrisburg, PA         | 1/1      |
| 88  | Stocker, Luke          | TE   | 6-5  | 253 | 7/17/1988  | 7        | Tennessee              | Berea, KY              | 1/1      |
| 73  | Sweezy, J.R.           | G    | 6-5  | 298 | 4/8/1989   | 5        | North Carolina State   | Moorestville, NC       | 1/1      |
| 37  | Tandy, Keith           | S    | 5-10 | 205 | 2/12/1989  | 6        | West Virginia          | Hopkinsville, KY       | 1/1      |
| 43  | Ward, T.J.             | S    | 5-10 | 200 | 12/12/1986 | 8        | Oregon                 | Antioch, CA            | 1/0      |
| 66  | Wester, Leonard        | T    | 6-6  | 305 | 1/3/1993   | 2        | Missouri Western       | Mt. Union, IA          | 0/0      |
| 3   | Winston, Jameis        | QB   | 6-4  | 231 | 1/6/1994   | 3        | Florida State          | Bessemer, AL           | 1/1      |

**PRACTICE SQUAD**

| No. | Name                | Pos. | Ht.  | Wt. | Birthdate  | NFL Exp. | College          | HS Hometown         | 17 GP/GS |
|-----|---------------------|------|------|-----|------------|----------|------------------|---------------------|----------|
| 49  | Bullough, Riley     | LB   | 6-2  | 228 | 11/23/1993 | R        | Michigan State   | Traverse City, MI   | 0/0      |
| 44  | Hansbrough, Russell | RB   | 5-9  | 195 | 11/19/1993 | 1        | Missouri         | Arlington, TX       | 0/0      |
| 46  | Johnson, Austin     | FB   | 6-2  | 240 | 6/16/1989  | 3        | Tennessee        | Hickory, NC         | 0/0      |
| 39  | Johnson, Isaiah     | S    | 6-0  | 209 | 10/14/1992 | 1        | South Carolina   | Cary, NC            | 0/0      |
| 67  | Liedtke, Mike       | OL   | 6-3  | 305 | 1/15/1992  | 1        | Illinois State   | Woodstock, IL       | 0/0      |
| 16  | Martino, Freddie    | WR   | 6-0  | 195 | 9/7/1991   | 2        | North Greenville | North, SC           | 0/0      |
| 41  | Moxey, Jonathan     | CB   | 5-10 | 188 | 1/14/1995  | R        | Boise State      | West Palm Beach, FL | 0/0      |
| 61  | Murray, Justin      | T    | 6-5  | 304 | 4/19/1993  | 1        | Cincinnati       | Cincinnati, OH      | 0/0      |
| 50  | Nzeocha, Eric       | LB   | 6-3  | 218 | 4/1/1993   | R        | Wyoming          | Neusitz, Germany    | 0/0      |
| 71  | Ward, Channing      | DE   | 6-4  | 279 | 9/17/1992  | 2        | Mississippi      | Aberdeen, MS        | 0/0      |
| 85  | Wilson, Bobo        | WR   | 5-9  | 186 | 1/25/1995  | R        | Florida State    | Miami, FL           | 0/0      |

**RESERVE/SUSPENDED**

| No. | Name         | Pos. | Ht. | Wt. | Birthdate | NFL Exp. | College     | HS Hometown | 17 GP/GS |
|-----|--------------|------|-----|-----|-----------|----------|-------------|-------------|----------|
| 22  | Martin, Doug | RB   | 5-9 | 223 | 1/13/1989 | 6        | Boise State | Oakland, CA | 0/0      |

**INJURED RESERVE**

| No. | Name                 | Pos. | Ht. | Wt. | Birthdate  | NFL Exp. | College | HS Hometown          | 17 GP/GS |
|-----|----------------------|------|-----|-----|------------|----------|---------|----------------------|----------|
| 4   | Griffin, Ryan        | QB   | 6-5 | 210 | 11/17/1989 | 4        | Tulane  | Westlake Village, CA | 0/0      |
| 75  | Lambert, DaVonte     | DL   | 6-2 | 282 | 6/23/1994  | 2        | Auburn  | Keysville, GA        | 0/0      |
| 72  | Trattou, Justin      | DE   | 6-4 | 258 | 8/28/1988  | 6        | Florida | Ramsey, NJ           | 0/0      |
| 97  | Tu'ikolovatu, Stevie | DT   | 6-1 | 320 | 6/28/1991  | R        | USC     | Salt Lake City, UT   | 0/0      |

**PRACTICE SQUAD INJURED RESERVE**

| No. | Name           | Pos. | Ht. | Wt. | Birthdate | NFL Exp. | College       | HS Hometown | 17 GP/GS |
|-----|----------------|------|-----|-----|-----------|----------|---------------|-------------|----------|
| 78  | Lucas, Marquis | T    | 6-4 | 313 | 3/25/1993 | 1        | West Virginia | Miami, FL   | 0/0      |

Head Coach: Dirk Koetter

Assistant Coaches: Nate Kaczor (special teams coordinator); Todd Monken (offensive coordinator/wide receivers); Mike Smith (defensive coordinator); Mike Bajakian (quarterbacks); Butch Barry (assistant offensive line); Danny Breyer (defensive assistant); Dave Borgonzi (defensive quality control); Mark Duffner (linebackers); Skyler Fulton (offensive assistant); Zack Grossi (offensive quality control); Jay Hayes (defensive line); Jon Hoke (secondary); Dave Kennedy (head strength and conditioning); Brett Maxie (defensive backs); Carlos Polk (assistant special teams); Tim Spencer (running backs); Paul Spicer (assistant defensive line); Ben Steele (tight ends); Joe Vaughn (assistant strength and conditioning); Chad Wade



## 2017 TAMPA BAY BUCCANEERS ROSTER BY POSITION

| No.                                  | Name                  | Pos. | College              | Ht.  | Wt. | Age | NFL Exp. |
|--------------------------------------|-----------------------|------|----------------------|------|-----|-----|----------|
| <b><u>Defensive Linemen (10)</u></b> |                       |      |                      |      |     |     |          |
| 91                                   | Robert Ayers Jr.      | DE   | Tennessee            | 6-3  | 275 | 32  | 9        |
| 90                                   | Chris Baker           | DT   | Hampton              | 6-2  | 320 | 29  | 6        |
| 94                                   | Will Clarke           | DL   | West Virginia        | 6-6  | 275 | 26  | 4        |
| 92                                   | William Gholston      | DE   | Michigan State       | 6-6  | 281 | 26  | 5        |
| 93                                   | Gerald McCoy          | DT   | Oklahoma             | 6-4  | 300 | 29  | 8        |
| 98                                   | Clinton McDonald      | DT   | Memphis              | 6-2  | 297 | 30  | 8        |
| 95                                   | Ryan Russell          | DE   | Purdue               | 6-5  | 275 | 25  | 3        |
| 96                                   | Sealver Siliga        | DT   | Utah                 | 6-2  | 345 | 27  | 5        |
| 56                                   | Jacques Smith*        | DE   | Missouri             | 6-2  | 260 | 27  | 4        |
| 57                                   | Noah Spence           | DE   | Eastern Kentucky     | 6-2  | 251 | 23  | 2        |
| <b><u>Linebacker (6)</u></b>         |                       |      |                      |      |     |     |          |
| 58                                   | Kwon Alexander        | LB   | LSU                  | 6-1  | 227 | 23  | 3        |
| 51                                   | Kendell Beckwith      | LB   | LSU                  | 6-2  | 243 | 22  | R        |
| 59                                   | Devante Bond          | LB   | Oklahoma             | 6-1  | 236 | 24  | 2        |
| 54                                   | Lavonte David         | LB   | Nebraska             | 6-1  | 233 | 27  | 6        |
| 53                                   | Adarius Glanton       | LB   | Florida Atlantic     | 6-1  | 230 | 26  | 3        |
| 52                                   | Cameron Lynch         | LB   | Syracuse             | 6-0  | 229 | 24  | 3        |
| <b><u>Cornerback (4)</u></b>         |                       |      |                      |      |     |     |          |
| 35                                   | Javien Elliott        | CB   | Florida State        | 5-11 | 176 | 24  | 2        |
| 24                                   | Brent Grimes          | CB   | Shippensburg         | 5-10 | 185 | 34  | 11       |
| 28                                   | Vernon Hargreaves III | CB   | Florida              | 5-10 | 204 | 22  | 2        |
| 36                                   | Robert McClain        | CB   | Connecticut          | 5-9  | 195 | 29  | 6        |
| <b><u>Safety (5)</u></b>             |                       |      |                      |      |     |     |          |
| 23                                   | Chris Conte           | S    | California           | 6-2  | 203 | 28  | 7        |
| 21                                   | Justin Evans          | S    | Texas A&M            | 6-0  | 199 | 22  | R        |
| 26                                   | Josh Robinson         | DB   | UCF                  | 5-10 | 200 | 26  | 7        |
| 37                                   | Keith Tandy           | S    | West Virginia        | 5-10 | 205 | 28  | 6        |
| 43                                   | T.J. Ward             | S    | Oregon               | 5-10 | 200 | 30  | 8        |
| <b><u>Long Snapper (1)</u></b>       |                       |      |                      |      |     |     |          |
| 65                                   | Garrison Sanborn      | LS   | Florida State        | 6-1  | 240 | 32  | 9        |
| <b><u>Punter (1)</u></b>             |                       |      |                      |      |     |     |          |
| 9                                    | Bryan Anger           | P    | California           | 6-3  | 205 | 28  | 6        |
| <b><u>Kicker (1)</u></b>             |                       |      |                      |      |     |     |          |
| 2                                    | Nick Folk             |      | Arizona              | 6-1  | 222 | 32  | 11       |
| <b><u>Offensive Line (9)</u></b>     |                       |      |                      |      |     |     |          |
| 77                                   | Caleb Benenoch        | OL   | UCLA                 | 6-5  | 305 | 23  | 2        |
| 69                                   | Demar Dotson          | T    | Southern Miss        | 6-9  | 315 | 31  | 9        |
| 68                                   | Joe Hawley            | C    | UNLV                 | 6-3  | 302 | 28  | 8        |
| 74                                   | Ali Marpet            | C    | Hobart               | 6-4  | 307 | 24  | 3        |
| 64                                   | Kevin Pamphile        | G    | Purdue               | 6-5  | 310 | 26  | 4        |
| 76                                   | Donovan Smith         | T    | Penn State           | 6-6  | 338 | 24  | 3        |
| 62                                   | Evan Smith            | OL   | Idaho State          | 6-2  | 308 | 31  | 8        |
| 73                                   | J.R. Sweezy           | G    | North Carolina State | 6-5  | 298 | 28  | 5        |
| 66                                   | Leonard Wester        | T    | Missouri Western     | 6-6  | 305 | 24  | 2        |
| <b><u>Tight End (5)</u></b>          |                       |      |                      |      |     |     |          |
| 82                                   | Antony Auclair        | TE   | Lavar                | 6-6  | 256 | 24  | R        |
| 84                                   | Cameron Brate         | TE   | Harvard              | 6-5  | 235 | 26  | 3        |
| 45                                   | Alan Cross            | TE   | Memphis              | 6-1  | 235 | 24  | 2        |
| 80                                   | O.J. Howard           | TE   | Alabama              | 6-6  | 251 | 22  | R        |
| 88                                   | Luke Stocker          | TE   | Tennessee            | 6-5  | 253 | 29  | 7        |
| <b><u>Running Back (4)</u></b>       |                       |      |                      |      |     |     |          |
| 25                                   | Peyton Barber         | RB   | Auburn               | 5-11 | 225 | 23  | 2        |
| 22                                   | Doug Martin           | RB   | Boise State          | 5-9  | 223 | 28  | 6        |
| 32                                   | Jacquizz Rodgers      | RB   | Oregon State         | 5-6  | 205 | 27  | 7        |
| 34                                   | Charles Sims III      | RB   | West Virginia        | 6-0  | 211 | 27  | 4        |
| <b><u>Wide Receiver (5)</u></b>      |                       |      |                      |      |     |     |          |
| 13                                   | Mike Evans            | WR   | Texas A&M            | 6-5  | 231 | 24  | 4        |
| 12                                   | Chris Godwin          | WR   | Penn State           | 6-1  | 209 | 21  | R        |
| 10                                   | Adam Humphries        | WR   | Clemson              | 5-11 | 195 | 24  | 3        |
| 11                                   | DeSean Jackson        | WR   | California           | 5-10 | 175 | 30  | 10       |
| 18                                   | Bernard Reedy         | WR   | Toledo               | 5-9  | 175 | 25  | 1        |
| <b><u>Quarterback (2)</u></b>        |                       |      |                      |      |     |     |          |
| 14                                   | Ryan Fitzpatrick      | QB   | Harvard              | 6-2  | 223 | 34  | 13       |
| 3                                    | Jameis Winston        | QB   | Florida State        | 6-4  | 231 | 23  | 3        |

## 2017 TAMPA BAY BUCCANEERS BY EXPERIENCE

| No.                         | Name                   | Pos. | Ht.  | Wt. | Age | NFL Exp. | College                | Hometown               | (as of 9/6/17)<br>How Acq. |
|-----------------------------|------------------------|------|------|-----|-----|----------|------------------------|------------------------|----------------------------|
| <b>13th Year (1)</b>        |                        |      |      |     |     |          |                        |                        |                            |
| 14                          | Fitzpatrick, Ryan      | QB   | 6-2  | 223 | 34  | 13       | Harvard                | Gilbert, AZ            | UFA (NYJ)-'17              |
| <b>11th Year (2)</b>        |                        |      |      |     |     |          |                        |                        |                            |
| 2                           | Folk, Nick             | K    | 6-1  | 222 | 32  | 11       | Arizona                | Hollywood, CA          | FA-'17                     |
| 24                          | Grimes, Brent          | CB   | 5-10 | 185 | 34  | 11       | Shippensburg           | Philadelphia, PA       | FA-'16                     |
| <b>10th Year (1)</b>        |                        |      |      |     |     |          |                        |                        |                            |
| 11                          | Jackson, DeSean        | WR   | 5-10 | 175 | 30  | 10       | California             | Long Beach, CA         | UFA (WAS)-'17              |
| <b>9th Year (3)</b>         |                        |      |      |     |     |          |                        |                        |                            |
| 91                          | Ayers Jr., Robert      | DE   | 6-3  | 275 | 32  | 9        | Tennessee              | Jersey City, NJ        | UFA (NYG)-'16              |
| 69                          | Dotson, Demar          | T    | 6-9  | 315 | 31  | 9        | Southern Miss          | Alexandria, LA         | FA-'09                     |
| 65                          | Sanborn, Garrison      | LS   | 6-1  | 240 | 32  | 9        | Florida State          | Tampa, FL              | FA-'17                     |
| <b>8th Year (5)</b>         |                        |      |      |     |     |          |                        |                        |                            |
| 68                          | Hawley, Joe            | C    | 6-3  | 302 | 28  | 8        | UNLV                   | Bakersfield, CA        | FA-'15                     |
| 93                          | McCoy, Gerald          | DT   | 6-4  | 300 | 29  | 8        | Oklahoma               | Oklahoma City, OK      | D1-'10                     |
| 98                          | McDonald, Clinton      | DT   | 6-2  | 297 | 30  | 8        | Memphis                | Jacksonville, AR       | UFA (SEA)-'14              |
| 62                          | Smith, Evan            | OL   | 6-2  | 308 | 31  | 8        | Idaho State            | Salinas, CA            | UFA (GB)-'14               |
| 43                          | Ward, T.J.             | S    | 5-10 | 200 | 30  | 8        | Oregon                 | Antioch, CA            | FA-'17                     |
| <b>7th Year (3)</b>         |                        |      |      |     |     |          |                        |                        |                            |
| 23                          | Conte, Chris           | S    | 6-2  | 203 | 28  | 7        | California             | Los Angeles, CA        | UFA (CHI)-'15              |
| 32                          | Rodgers, Jacquizz      | RB   | 5-6  | 205 | 27  | 7        | Oregon State           | Richmond, TX           | FA-'16                     |
| 88                          | Stocker, Luke          | TE   | 6-5  | 253 | 29  | 7        | Tennessee              | Berea, KY              | D4-'11                     |
| <b>6th Year (6)</b>         |                        |      |      |     |     |          |                        |                        |                            |
| 9                           | Anger, Bryan           | P    | 6-3  | 205 | 28  | 6        | California             | Camarillo, CA          | UFA (JAC)-'16              |
| 90                          | Baker, Chris           | DT   | 6-2  | 320 | 29  | 6        | Hampton                | Windsor, CT            | UFA (WAS)-'17              |
| 54                          | David, Lavonte         | LB   | 6-1  | 233 | 27  | 6        | Nebraska               | Miami, FL              | D2-'12                     |
| 36                          | McClain, Robert        | CB   | 5-9  | 195 | 29  | 6        | Connecticut            | Lusby, MD              | UFA (LAC)-'17              |
| 26                          | Robinson, Josh         | DB   | 5-10 | 200 | 26  | 6        | UCF                    | Sunrise, FL            | UFA (MIN)-'16              |
| 37                          | Tandy, Keith           | S    | 5-10 | 205 | 28  | 6        | West Virginia          | Hopkinsville, KY       | D6-'12                     |
| <b>5th Year (3)</b>         |                        |      |      |     |     |          |                        |                        |                            |
| 92                          | Gholston, William      | DE   | 6-6  | 281 | 26  | 5        | Michigan State         | Detroit, MI            | D4b-'13                    |
| 96                          | Siliga, Sealver        | DT   | 6-2  | 345 | 27  | 5        | Utah                   | West Jordan, UT        | W (SEA)-'16                |
| 73                          | Sweezy, J.R.           | G    | 6-5  | 298 | 28  | 5        | North Carolina State   | Mooreville, NC         | UFA (SEA)-'16              |
| <b>4th Year (4)</b>         |                        |      |      |     |     |          |                        |                        |                            |
| 94                          | Clarke, Will           | DL   | 6-6  | 275 | 26  | 4        | West Virginia          | Pittsburgh, PA         | FA-'17                     |
| 13                          | Evans, Mike            | WR   | 6-5  | 231 | 24  | 4        | Texas A&M              | Galveston, TX          | D1-'14                     |
| 64                          | Pamphile, Kevin        | G    | 6-5  | 310 | 26  | 4        | Purdue                 | Miami, FL              | D5b-'14                    |
| 34                          | Sims III, Charles      | RB   | 6-0  | 211 | 27  | 4        | West Virginia          | Houston, TX            | D3-'14                     |
| 56                          | Smith, Jacques*        | DE   | 6-2  | 260 | 27  | 4        | Missouri               | Dallas, TX             | W (BUF)-'14                |
| <b>3rd Year (9)</b>         |                        |      |      |     |     |          |                        |                        |                            |
| 58                          | Alexander, Kwon        | LB   | 6-1  | 227 | 23  | 3        | LSU                    | Oxford, AL             | D4-'15                     |
| 84                          | Brate, Cameron         | TE   | 6-5  | 235 | 26  | 3        | Harvard                | Naperville, IL         | FA-'15                     |
| 53                          | Glanton, Adarius       | LB   | 6-1  | 230 | 26  | 3        | Florida Atlantic       | Lakeland, FL           | FA-'15                     |
| 10                          | Humphries, Adam        | WR   | 5-11 | 195 | 24  | 3        | Clemson                | Spartanburg, SC        | FA-'15                     |
| 52                          | Lynch, Cameron         | LB   | 6-0  | 229 | 24  | 3        | Syracuse               | Lawrenceville, GA      | FA-'16                     |
| 74                          | Marpet, Ali            | C    | 6-4  | 307 | 24  | 3        | Hobart                 | Hastings-on-Hudson, NY | D2b-'15                    |
| 95                          | Russell, Ryan          | DE   | 6-5  | 275 | 25  | 3        | Purdue                 | Carrollton, TX         | FA-'16                     |
| 76                          | Smith, Donovan         | T    | 6-6  | 338 | 24  | 3        | Penn State             | Owings Mills, MD       | D2a-'15                    |
| 3                           | Winston, Jameis        | QB   | 6-4  | 231 | 23  | 3        | Florida State          | Bessemer, AL           | D1-'15                     |
| <b>2nd Year (9)</b>         |                        |      |      |     |     |          |                        |                        |                            |
| 25                          | Barber, Peyton         | RB   | 5-11 | 225 | 23  | 2        | Auburn                 | Alpharetta, GA         | FA-'16                     |
| 77                          | Benenoch, Caleb        | OL   | 6-5  | 305 | 23  | 2        | UCLA                   | Katy, TX               | D5-'16                     |
| 59                          | Bond, Devante          | LB   | 6-1  | 236 | 24  | 2        | Oklahoma               | Sacramento, CA         | D6a-'16                    |
| 45                          | Cross, Alan            | TE   | 6-1  | 235 | 24  | 2        | Memphis                | Millington, TN         | FA-'16                     |
| 35                          | Elliott, Javien        | CB   | 5-11 | 176 | 24  | 2        | Florida State          | Panama City, FL        | FA-'16                     |
| 28                          | Hargreaves III, Vernon | CB   | 5-10 | 204 | 22  | 2        | Florida                | Tampa, FL              | D1-'16                     |
| 29                          | Smith, Ryan            | S    | 5-11 | 189 | 24  | 2        | North Carolina Central | Upper Marlboro, MD     | D4-'16                     |
| 57                          | Spence, Noah           | DE   | 6-2  | 251 | 23  | 2        | Eastern Kentucky       | Harrisburg, PA         | D2a-'16                    |
| 66                          | Wester, Leonard        | T    | 6-6  | 305 | 24  | 2        | Missouri Western       | Mt. Union, IA          | FA-'16                     |
| <b>Rookies/1st Year (6)</b> |                        |      |      |     |     |          |                        |                        |                            |
| 82                          | Auclair, Antony        | TE   | 6-6  | 256 | 24  | R        | Laval                  | Quebec, Canada         | FA-'17                     |
| 51                          | Beckwith, Kendall      | LB   | 6-2  | 243 | 22  | R        | LSU                    | Clinton, LA            | D3b-'17                    |
| 21                          | Evans, Justin          | S    | 6-0  | 190 | 22  | R        | Texas A&M              | Wiggins, MS            | D2-'17                     |
| 12                          | Godwin, Chris          | WR   | 6-1  | 209 | 21  | R        | Penn State             | Middletown, DE         | D3a-'17                    |
| 80                          | Howard, O.J.           | TE   | 6-6  | 251 | 22  | R        | Alabama                | Prattville, AL         | D1-'17                     |
| 18                          | Reedy, Bernard         | WR   | 5-9  | 175 | 25  | 1        | Toledo                 | St. Petersburg, FL     | FA-'16                     |

2017 TAMPA BAY BUCCANEERS - HOW THEY WERE BUILT

|      | <u>DRAFT</u>   | <u>TRADES</u> | <u>WAIVERS</u>       | <u>FREE AGENTS</u>   |
|------|--|---------------|----------------------|--|
| 2009 |  |               |                      | Demar Dotson (R)   |
| 2010 | Gerald McCoy (1)   |               |                      |  |
| 2011 | Luke Stocker (4)   |               |                      |  |
| 2012 | Doug Martin (1b)<br>Lavonte David (2)<br>Keith Tandy (6)   |               |                      |  |
| 2013 | William Gholston (4b)  |               |                      |  |
| 2014 | Mike Evans (1)<br>Charles Sims III (3)<br>Kevin Pamphile (5b)  |               | Jacques Smith (BUF)  | Clinton McDonald (SEA)<br>Evan Smith (GB)  |
| 2015 | Jameis Winston (1)<br>Donovan Smith (2a)<br>Ali Marpet (2b)<br>Kwon Alexander (4)                          |               |                      | Cameron Brate<br>Chris Conte (CHI)<br>Adarius Glanton<br>Joe Hawley<br>Adam Humphries (R)  |
| 2016 | Vernon Hargreaves III (1)<br>Noah Spence (2a)<br>Ryan Smith (4)<br>Caleb Benenoch (5)<br>Devante Bond (6a) |               | Sealver Siliga (SEA) | Bryan Anger (JAC)<br>Robert Ayers Jr. (NYG)<br>Peyton Barber (R)<br>Alan Cross (R)<br>Javien Elliott (R)<br>Brent Grimes<br>Cameron Lynch<br>Bernard Reedy<br>Jacquizz Rodgers<br>Josh Robinson (MIN)<br>Ryan Russell<br>J.R. Sweezy (SEA)<br>Leonard Wester (R) |
| 2017 | O.J. Howard (1)<br>Justin Evans (2)<br>Chris Godwin (3a)<br>Kendell Beckwith (3b)                          |               |                      | Antony Auclair (R)<br>Chris Baker (WAS)<br>Will Clarke<br>Ryan Fitzpatrick (NYJ)<br>Nick Folk<br>DeSean Jackson (WAS)<br>Robert McClain (LAC)<br>Garrison Sanborn<br>T.J. Ward   |

## 2017 TAMPA BAY BUCCANEERS UNOFFICIAL DEPTH CHART

### OFFENSE

|           |  |                        |                          |
|-----------|--|------------------------|--------------------------|
| <b>WR</b> | 11 DeSean Jackson                          | 10 Adam Humphries      | 18 Bernard Reedy         |
| <b>TE</b> | 84 Cameron Brate                           | 45 Alan Cross          | <u>82 Antony Auclair</u> |
| <b>LT</b> | 76 Donovan Smith                           | 66 Leonard Wester      |                          |
| <b>LG</b> | 64 Kevin Pamphile                          | 62 Evan Smith          |                          |
| <b>C</b>  | 74 Ali Marpet                              | 68 Joe Hawley          |                          |
| <b>RG</b> | 73 J.R. Sweezy                             | 62 Evan Smith          |                          |
| <b>RT</b> | 69 Demar Dotson                            | 77 Caleb Benenoch      |                          |
| <b>WR</b> | 13 Mike Evans                              | <u>12 Chris Godwin</u> |                          |
| <b>TE</b> | <u>80 O.J. Howard</u>                      | 88 Luke Stocker        |                          |
| <b>QB</b> | 3 Jameis Winston                           | 14 Ryan Fitzpatrick    |                          |
| <b>RB</b> | 32 Jacquizz Rodgers or 34 Charles Sims III |                        | 25 Peyton Barber         |

### DEFENSE

|            |                                       |                        |                    |
|------------|---------------------------------------|------------------------|--------------------|
| <b>DE</b>  | 91 Robert Ayers Jr.                   | 57 Noah Spence         |                    |
| <b>DT</b>  | 93 Gerald McCoy                       | 96 Sealver Siliga      | 94 Will Clarke     |
| <b>DT</b>  | 90 Chris Baker or 98 Clinton McDonald |                        |                    |
| <b>DE</b>  | 92 William Gholston                   | 95 Ryan Russell        | (56 Jacques Smith) |
| <b>SLB</b> | <u>51 Kendall Beckwith</u>            | (59 Devante Bond)      |                    |
| <b>MLB</b> | 58 Kwon Alexander                     | 53 Adarius Glanton     |                    |
| <b>WLB</b> | 54 Lavonte David                      | 52 Cameron Lynch       |                    |
| <b>CB</b>  | 28 Vernon Hargreaves III              | 36 Robert McClain      |                    |
| <b>CB</b>  | 24 Brent Grimes                       | 29 Ryan Smith          | 35 Javien Elliott  |
| <b>S</b>   | 23 Chris Conte                        | <u>21 Justin Evans</u> |                    |
| <b>S</b>   | 37 Keith Tandy                        | 43 T.J. Ward           | 26 Josh Robinson   |

### SPECIALISTS

|           |                     |                    |                          |
|-----------|---------------------|--------------------|--------------------------|
| <b>P</b>  | 9 Bryan Anger       |                    |                          |
| <b>PK</b> | 2 Nick Folk         |                    |                          |
| <b>KO</b> | 2 Nick Folk         |                    |                          |
| <b>H</b>  | 9 Bryan Anger       |                    |                          |
| <b>LS</b> | 65 Garrison Sanborn | 53 Adarius Glanton |                          |
| <b>PR</b> | 10 Adam Humphries   | 18 Bernard Reedy   | 28 Vernon Hargreaves III |
| <b>KR</b> | 29 Ryan Smith       | 18 Bernard Reedy   | <u>21 Justin Evans</u>   |

Rookies Underlined

() Denotes Injury

## 2017 TAMPA BAY BUCCANEERS PRONUNCIATION GUIDE

### PLAYERS

|                         |                   |
|-------------------------|-------------------|
| <b>Antony Auclair</b>   | Anthony Oh-claire |
| <b>Caleb Benenoch</b>   | ben-en-KNOCK      |
| <b>Chris Conte</b>      | con-tee           |
| <b>Lavonte David</b>    | luh-VON-tay       |
| <b>Javien Elliott</b>   | jay-vee-un        |
| <b>William Gholston</b> | GOAL-ston         |
| <b>Adarius Glanton</b>  | Uh-Dare-E-Us      |
| <b>Ali Marpet</b>       | Alley Mar-PET     |
| <b>Kevin Pamphile</b>   | PAM-feel          |
| <b>Jacquizz Rodgers</b> | JAH-quiz          |

|                         |                    |
|-------------------------|--------------------|
| <b>Sealver Siliga</b>   | silver suh-LING-uh |
| <b>Jacques Smith</b>    | jah-KWEESE         |
| <b>COACHES</b>          |                    |
| Mike <b>Bajakian</b>    | buh-JAKE-ian       |
| Dave <b>Borgonzi</b>    | bore-GON-zee       |
| Danny <b>Breyer</b>     | BRY-er             |
| Nate <b>Kaczor</b>      | Kat-sir            |
| Dirk <b>Koetter</b>     | Cutter             |
| Todd <b>Monken</b>      | Munk-in            |
| Andrew <b>Weidinger</b> | why-ding-er        |



2017 PLAYTIME PERCENTAGES - OFFENSE

| OFFENSE            | CHI | @MIN | NYG | NE | @AZ | @BUF | CAR | @NO | NYJ | @MIA | @ATL | @GB | DET | ATL | @CAR | NO | PLAYS | PCT |
|--------------------|-----|------|-----|----|-----|------|-----|-----|-----|------|------|-----|-----|-----|------|----|-------|-----|
| <b>TOTAL PLAYS</b> | 71  |      |     |    |     |      |     |     |     |      |      |     |     |     |      |    | 71    |     |

**QUARTERBACKS**

|             |    |  |  |  |  |  |  |  |  |  |  |  |  |  |  |  |    |     |
|-------------|----|--|--|--|--|--|--|--|--|--|--|--|--|--|--|--|----|-----|
| Winston     | 65 |  |  |  |  |  |  |  |  |  |  |  |  |  |  |  | 65 | 92% |
| Fitzpatrick | 6  |  |  |  |  |  |  |  |  |  |  |  |  |  |  |  | 6  | 8%  |

**RUNNING BACKS**

|          |    |  |  |  |  |  |  |  |  |  |  |  |  |  |  |  |    |     |
|----------|----|--|--|--|--|--|--|--|--|--|--|--|--|--|--|--|----|-----|
| Rodgers  | 34 |  |  |  |  |  |  |  |  |  |  |  |  |  |  |  | 34 | 48% |
| Sims III | 21 |  |  |  |  |  |  |  |  |  |  |  |  |  |  |  | 21 | 30% |
| Barber   | 16 |  |  |  |  |  |  |  |  |  |  |  |  |  |  |  | 16 | 23% |

**TIGHT ENDS**

|         |    |  |  |  |  |  |  |  |  |  |  |  |  |  |  |  |    |     |
|---------|----|--|--|--|--|--|--|--|--|--|--|--|--|--|--|--|----|-----|
| Howard  | 46 |  |  |  |  |  |  |  |  |  |  |  |  |  |  |  | 46 | 65% |
| Brate   | 38 |  |  |  |  |  |  |  |  |  |  |  |  |  |  |  | 38 | 54% |
| Stocker | 16 |  |  |  |  |  |  |  |  |  |  |  |  |  |  |  | 16 | 23% |
| Cross   | 16 |  |  |  |  |  |  |  |  |  |  |  |  |  |  |  | 16 | 23% |
| Auclair | IA |  |  |  |  |  |  |  |  |  |  |  |  |  |  |  | 0  | N/A |

**WIDE RECEIVERS**

|           |    |  |  |  |  |  |  |  |  |  |  |  |  |  |  |  |    |     |
|-----------|----|--|--|--|--|--|--|--|--|--|--|--|--|--|--|--|----|-----|
| Evans     | 55 |  |  |  |  |  |  |  |  |  |  |  |  |  |  |  | 55 | 77% |
| Humphries | 41 |  |  |  |  |  |  |  |  |  |  |  |  |  |  |  | 41 | 58% |
| Jackson   | 36 |  |  |  |  |  |  |  |  |  |  |  |  |  |  |  | 36 | 51% |
| Godwin    | 29 |  |  |  |  |  |  |  |  |  |  |  |  |  |  |  | 29 | 41% |
| Reedy     | 7  |  |  |  |  |  |  |  |  |  |  |  |  |  |  |  | 7  | 10% |

**OFFENSIVE LINE**

|          |    |  |  |  |  |  |  |  |  |  |  |  |  |  |  |  |    |      |
|----------|----|--|--|--|--|--|--|--|--|--|--|--|--|--|--|--|----|------|
| Marpet   | 71 |  |  |  |  |  |  |  |  |  |  |  |  |  |  |  | 71 | 100% |
| D. Smith | 71 |  |  |  |  |  |  |  |  |  |  |  |  |  |  |  | 71 | 100% |
| Sweezy   | 71 |  |  |  |  |  |  |  |  |  |  |  |  |  |  |  | 71 | 100% |
| Dotson   | 62 |  |  |  |  |  |  |  |  |  |  |  |  |  |  |  | 62 | 87%  |
| E. Smith | 38 |  |  |  |  |  |  |  |  |  |  |  |  |  |  |  | 38 | 54%  |
| Pamphile | 33 |  |  |  |  |  |  |  |  |  |  |  |  |  |  |  | 33 | 46%  |
| Bennoch  | 9  |  |  |  |  |  |  |  |  |  |  |  |  |  |  |  | 9  | 13%  |
| Hawley   | IA |  |  |  |  |  |  |  |  |  |  |  |  |  |  |  | 0  | N/A  |
| Wester   | IA |  |  |  |  |  |  |  |  |  |  |  |  |  |  |  | 0  | N/A  |

**KEY**

- DNP= Did Not Play
- IA= Inactive
- IR/DR= Injured Reserve/Designated to Return
- N/A= Not With Team
- PS= Practice Squad
- PUP= Reserve/Physically Unable to Perform
- R/S= Reserve/Suspended List
- W/\_=With Other Team

2017 PLAYTIME PERCENTAGES - DEFENSE

| DEFENSE            | CHI       | @MIN | NYG | NE | @AZ | @BUF | CAR | @NO | NYJ | @MIA | @ATL | @GB | DET | ATL | @CAR | NO | PLAYS     | PCT |
|--------------------|-----------|------|-----|----|-----|------|-----|-----|-----|------|------|-----|-----|-----|------|----|-----------|-----|
| <b>TOTAL PLAYS</b> | <b>64</b> |      |     |    |     |      |     |     |     |      |      |     |     |     |      |    | <b>64</b> |     |

**DEFENSIVE LINE**

|           |    |  |  |  |  |  |  |  |  |  |  |  |  |  |  |  |    |     |
|-----------|----|--|--|--|--|--|--|--|--|--|--|--|--|--|--|--|----|-----|
| Ayers Jr. | 48 |  |  |  |  |  |  |  |  |  |  |  |  |  |  |  | 48 | 75% |
| N. Spence | 45 |  |  |  |  |  |  |  |  |  |  |  |  |  |  |  | 45 | 70% |
| McCoy     | 40 |  |  |  |  |  |  |  |  |  |  |  |  |  |  |  | 40 | 63% |
| Russell   | 35 |  |  |  |  |  |  |  |  |  |  |  |  |  |  |  | 35 | 55% |
| Gholston  | 32 |  |  |  |  |  |  |  |  |  |  |  |  |  |  |  | 32 | 50% |
| Baker     | 25 |  |  |  |  |  |  |  |  |  |  |  |  |  |  |  | 25 | 39% |
| McDonald  | 24 |  |  |  |  |  |  |  |  |  |  |  |  |  |  |  | 24 | 38% |
| Siliga    | 5  |  |  |  |  |  |  |  |  |  |  |  |  |  |  |  | 5  | 8%  |
| J. Smith  | IA |  |  |  |  |  |  |  |  |  |  |  |  |  |  |  | 0  | N/A |
| Clarke    | IA |  |  |  |  |  |  |  |  |  |  |  |  |  |  |  | 0  | N/A |

**LINEBACKERS**

|           |    |  |  |  |  |  |  |  |  |  |  |  |  |  |  |  |    |     |
|-----------|----|--|--|--|--|--|--|--|--|--|--|--|--|--|--|--|----|-----|
| Beckwith  | 58 |  |  |  |  |  |  |  |  |  |  |  |  |  |  |  | 58 | 91% |
| David     | 53 |  |  |  |  |  |  |  |  |  |  |  |  |  |  |  | 53 | 83% |
| Glanton   | 22 |  |  |  |  |  |  |  |  |  |  |  |  |  |  |  | 22 | 34% |
| Alexander | 17 |  |  |  |  |  |  |  |  |  |  |  |  |  |  |  | 17 | 27% |
| Lynch     | 0  |  |  |  |  |  |  |  |  |  |  |  |  |  |  |  | 0  | 0%  |
| Keyes     | 0  |  |  |  |  |  |  |  |  |  |  |  |  |  |  |  | 0  | 0%  |
| Bond      | IA |  |  |  |  |  |  |  |  |  |  |  |  |  |  |  | 0  | N/A |

**DEFENSIVE BACKS**

|                |    |  |  |  |  |  |  |  |  |  |  |  |  |  |  |  |    |      |
|----------------|----|--|--|--|--|--|--|--|--|--|--|--|--|--|--|--|----|------|
| Hargreaves III | 64 |  |  |  |  |  |  |  |  |  |  |  |  |  |  |  | 64 | 100% |
| Grimes         | 57 |  |  |  |  |  |  |  |  |  |  |  |  |  |  |  | 57 | 89%  |
| Comte          | 57 |  |  |  |  |  |  |  |  |  |  |  |  |  |  |  | 57 | 89%  |
| McClain        | 44 |  |  |  |  |  |  |  |  |  |  |  |  |  |  |  | 44 | 69%  |
| Tandy          | 36 |  |  |  |  |  |  |  |  |  |  |  |  |  |  |  | 36 | 56%  |
| Ward           | 28 |  |  |  |  |  |  |  |  |  |  |  |  |  |  |  | 28 | 44%  |
| Evans          | 7  |  |  |  |  |  |  |  |  |  |  |  |  |  |  |  | 7  | 11%  |
| R. Smith       | 7  |  |  |  |  |  |  |  |  |  |  |  |  |  |  |  | 7  | 11%  |
| Robinson       | 0  |  |  |  |  |  |  |  |  |  |  |  |  |  |  |  | 0  | 0%   |
| Elliott        | IA |  |  |  |  |  |  |  |  |  |  |  |  |  |  |  | 0  | N/A  |

**KEY**

- DNP= Did Not Play
- IA= Inactive
- IR/DR= Injured Reserve/Designated to Return
- N/A= Not With Team
- PS= Practice Squad
- PUP= Reserve/Physically Unable to Perform
- R/S= Reserve/Suspended List
- R/CE= Reserve/Commissioner's Exempt List
- W/\_ =With Other Team

## 2017 TAMPA BAY BUCCANEERS STATISTICS

| 2017 RECORD -- |   |      |  | WON: 1          | LOST: 0 |
|----------------|---|------|--|-----------------|---------|
| Aug 11         |   |      |  | at Cincinnati   | 69,596  |
| Aug 17         |   |      |  | at Jacksonville |         |
| Aug 26         |   |      |  | CLEVELAND       |         |
| Aug 31         |   |      |  | WASHINGTON      |         |
| -----          |   |      |  |                 |         |
| Sept 10        |   |      |  | -- bye week --  |         |
| Sept 17        | W | 29-7 |  | CHICAGO         | 56,640  |
| Sept 24        |   |      |  | at Minnesota    |         |
| Oct 1          |   |      |  | N.Y. GIANTS     |         |
| Oct 5          |   |      |  | NEW ENGLAND     |         |
| Oct 15         |   |      |  | at Arizona      |         |
| Oct 22         |   |      |  | at Buffalo      |         |
| Oct 29         |   |      |  | CAROLINA        |         |
| Nov 5          |   |      |  | at New Orleans  |         |
| Nov 12         |   |      |  | N.Y. JETS       |         |
| Nov 19         |   |      |  | at Miami        |         |
| Nov 26         |   |      |  | at Atlanta      |         |
| Dec 3          |   |      |  | at Green Bay    |         |
| Dec 10         |   |      |  | DETROIT         |         |
| Dec 18         |   |      |  | ATLANTA         |         |
| Dec 24         |   |      |  | at Carolina     |         |
| Dec 31         |   |      |  | NEW ORLEANS     |         |

| RUSHING     | No | Yds | Avg  | Lg | TD |
|-------------|----|-----|------|----|----|
| Rodgers     | 19 | 67  | 3.5  | 10 | 1  |
| Barber      | 10 | 47  | 4.7  | 14 | 0  |
| Winston     | 1  | 3   | 3.0  | 3  | 0  |
| Sims        | 2  | 2   | 1.0  | 2  | 0  |
| Fitzpatrick | 2  | -2  | -1.0 | -1 | 0  |
| BUCCANEERS  | 34 | 117 | 3.4  | 14 | 1  |
| OPPONENTS   | 16 | 20  | 1.3  | 9  | 0  |

| RECEIVING  | No | Yds | Avg  | Lg | TD |
|------------|----|-----|------|----|----|
| Evans, M.  | 7  | 93  | 13.3 | 18 | 1  |
| Jackson    | 3  | 39  | 13.0 | 21 | 0  |
| Brate      | 2  | 24  | 12.0 | 13 | 0  |
| Humphries  | 2  | 18  | 9.0  | 9  | 0  |
| Sims       | 2  | 7   | 3.5  | 4  | 0  |
| Howard     | 1  | 17  | 17.0 | 17 | 0  |
| Cross      | 1  | 6   | 6.0  | 6  | 0  |
| BUCCANEERS | 18 | 204 | 11.3 | 21 | 1  |
| OPPONENTS  | 31 | 301 | 9.7  | 20 | 1  |

|                      | BUCCANEERS | OPPONENTS  |
|----------------------|------------|------------|
| TOTAL FIRST DOWNS    | 22         | 19         |
| Rushing              | 6          | 1          |
| Passing              | 13         | 16         |
| Penalty              | 3          | 2          |
| 3rd Down: Made/Att.  | 8/15 53.3% | 7/14 50.0% |
| 4th Down: Made/Att.  | 0/0 --     | 0/2 0.0%   |
| POSSESSION AVG.      | 33:11      | 26:49      |
| TOTAL NET YARDS      | 311        | 310        |
| Avg. Per Game        | 311.0      | 310.0      |
| Total Plays          | 67         | 62         |
| Avg. Per Play        | 4.6        | 5.0        |
| NET YARDS RUSHING    | 117        | 20         |
| Avg. Per Game        | 117.0      | 20.0       |
| Total Rushes         | 34         | 16         |
| NET YARDS PASSING    | 194        | 290        |
| Avg. Per Game        | 194.0      | 290.0      |
| Sacked/Yards Lost    | 2/10       | 1/11       |
| Gross Yards          | 204        | 301        |
| Att./Completions     | 18/31      | 45/31      |
| Completion Pct.      | 58.1       | 68.9       |
| Had Intercepted      | 0          | 2          |
| PUNTS/AVERAGE        | 3/48.7     | 3/56.0     |
| NET PUNTING AVERAGE  | 45.3       | 43.7       |
| PENALTIES/YARDS      | 4/34       | 8/59       |
| FUMBLES/FUMBLES LOST | 1/1        | 2/2        |
| TOUCHDOWNS           | 3          | 1          |
| Rushing              | 1          | 0          |
| Passing              | 1          | 1          |
| Returns              | 1          | 0          |

| INTERCEPTIONS | No | Yds | Avg  | Lg  | TD |
|---------------|----|-----|------|-----|----|
| McClain       | 1  | 47  | 47.0 | 47t | 1  |
| Alexander     | 1  | 22  | 22.0 | 22  | 0  |
| BUCCANEERS    | 2  | 69  | 34.5 | 47t | 1  |
| OPPONENTS     | 0  | 0   | --   | 0   | 0  |

| PUNTING    | No | Yds | Avg  | Net  | TB | In20 | Lg | Bk |
|------------|----|-----|------|------|----|------|----|----|
| Anger      | 3  | 146 | 48.7 | 45.3 | 0  | 1    | 54 | 0  |
| BUCCANEERS | 3  | 146 | 48.7 | 45.3 | 0  | 1    | 54 | 0  |
| OPPONENTS  | 3  | 168 | 56.0 | 43.7 | 1  | 1    | 63 | 0  |

| PUNT RETURNS | Ret | FC | Yds | Avg  | Lg | TD |
|--------------|-----|----|-----|------|----|----|
| Reedy        | 1   | 0  | 17  | 17.0 | 17 | 0  |
| BUCCANEERS   | 1   | 0  | 17  | 17.0 | 17 | 0  |
| OPPONENTS    | 2   | 1  | 10  | 5.0  | 10 | 0  |

| KICKOFF RETURNS | Ret | Yds | Avg  | Lg | TD |
|-----------------|-----|-----|------|----|----|
|                 | 0   | 0   | --   | 0  | 0  |
| BUCCANEERS      | 0   | 0   | --   | 0  | 0  |
| OPPONENTS       | 2   | 43  | 21.5 | 22 | 0  |

| SCORE BY QUARTERS | 1  | 2  | 3 | 4 | O1 | TOTAL |
|-------------------|----|----|---|---|----|-------|
| BUCCANEERS        | 10 | 16 | 0 | 3 | 0  | 29    |
| OPPONENTS         | 0  | 0  | 0 | 7 | 0  | 7     |

| SCORING    | TD | R | P | Rt | PAT | 2P  | FG  | S | PTS |
|------------|----|---|---|----|-----|-----|-----|---|-----|
| Folk       | 0  | 0 | 0 | 0  | 2-3 | 0   | 3-3 | 0 | 11  |
| Evans, M.  | 1  | 0 | 1 | 0  | 0-0 | 0   | 0-0 | 0 | 6   |
| McClain    | 1  | 0 | 0 | 1  | 0-0 | 0   | 0-0 | 0 | 6   |
| Rodgers    | 1  | 1 | 0 | 0  | 0-0 | 0   | 0-0 | 0 | 6   |
| BUCCANEERS | 3  | 1 | 1 | 1  | 2-3 | 0-0 | 3-3 | 0 | 29  |
| OPPONENTS  | 1  | 0 | 1 | 0  | 1-1 | 0-0 | 0-0 | 0 | 7   |

| FIELD GOALS | 1-19 | 20-29 | 30-39 | 40-49 | 50+ | Lg |
|-------------|------|-------|-------|-------|-----|----|
| Folk        | 0-0  | 1-1   | 0-0   | 1-1   | 1-1 | 50 |
| BUCCANEERS  | 0-0  | 1-1   | 0-0   | 1-1   | 1-1 | 50 |
| OPPONENTS   | 0-0  | 0-0   | 0-0   | 0-0   | 0-0 | -- |

Folk: (42G, 50G, 23G)

OPPONENTS: ( )

FUM/LOST: Sims 1/1.

| PASSING     | Att | Comp | Yds | Cmp% | Yds/Att | TD | TD% | INT | INT% | Lg | Sack/Lost | Rating |
|-------------|-----|------|-----|------|---------|----|-----|-----|------|----|-----------|--------|
| Winston     | 30  | 18   | 204 | 60.0 | 6.80    | 1  | 3.3 | 0   | 0.0  | 21 | 2/10      | 91.5   |
| Fitzpatrick | 1   | 0    | 0   | 0.0  | 0.00    | 0  | 0.0 | 0   | 0.0  | -- | 0/0       | 39.6   |
| BUCCANEERS  | 31  | 18   | 204 | 58.1 | 6.58    | 1  | 3.2 | 0   | 0.0  | 21 | 2/10      | 88.6   |
| OPPONENTS   | 45  | 31   | 301 | 68.9 | 6.69    | 1  | 2.2 | 2   | 4.4  | 20 | 1/11      | 76.3   |



## 2017 BUCCANEERS DEFENSIVE STATISTICS

| Player            | Tackles   |          |           |          | Sacks      |             |          | Interceptions |           |          |          | Fumbles  |          |          |          |
|-------------------|-----------|----------|-----------|----------|------------|-------------|----------|---------------|-----------|----------|----------|----------|----------|----------|----------|
|                   | Solo      | Assist   | Total     | TFL      | Sack       | Yds         | QBP      | INT           | Yds       | TD       | PD       | FF       | FR       | Yds      | TD       |
| Lavonte David     | 8         | 1        | 9         | 1        | -          | -           | -        | -             | -         | -        | -        | -        | 1        | 0        | 0        |
| Chris Conte       | 6         | 1        | 7         | -        | -          | -           | -        | -             | -         | -        | 1        | -        | -        | -        | -        |
| Brent Grimes      | 6         | 0        | 6         | -        | -          | -           | -        | -             | -         | -        | -        | -        | -        | -        | -        |
| Kendell Beckwith  | 5         | 0        | 5         | 2        | -          | -           | -        | -             | -         | -        | 1        | -        | -        | -        | -        |
| William Gholston  | 2         | 3        | 5         | 1        | -          | -           | -        | -             | -         | -        | -        | -        | -        | -        | -        |
| Vernon Hargreaves | 4         | 0        | 4         | -        | -          | -           | -        | -             | -         | -        | -        | -        | -        | -        | -        |
| Ryan Smith        | 3         | 0        | 3         | -        | -          | -           | -        | -             | -         | -        | -        | -        | -        | -        | -        |
| Gerald McCoy      | 1         | 2        | 3         | 1        | -          | -           | 4        | -             | -         | -        | -        | -        | -        | -        | -        |
| Adarius Glanton   | 2         | 0        | 2         | -        | -          | -           | 1        | -             | -         | -        | -        | -        | -        | -        | -        |
| Robert McClain    | 2         | 0        | 2         | -        | -          | -           | -        | 1             | 47        | 1        | 1        | -        | -        | -        | -        |
| Noah Spence       | 2         | 0        | 2         | -        | 1.0        | 11.0        | 1        | -             | -         | -        | -        | 1        | -        | -        | -        |
| T.J. Ward         | 2         | 0        | 2         | 1        | -          | -           | -        | -             | -         | -        | 1        | -        | -        | -        | -        |
| Clinton McDonald  | 1         | 1        | 2         | -        | -          | -           | -        | -             | -         | -        | -        | -        | -        | -        | -        |
| Ryan Russell      | 1         | 1        | 2         | -        | -          | -           | -        | -             | -         | -        | -        | -        | -        | -        | -        |
| Kwon Alexander    | 1         | 0        | 1         | -        | -          | -           | -        | 1             | 22        | 0        | 1        | -        | -        | -        | -        |
| Keith Tandy       | 1         | 0        | 1         | -        | -          | -           | -        | -             | -         | -        | -        | -        | -        | -        | -        |
| Robert Ayers      | 0         | 0        | 0         | -        | -          | -           | 1        | -             | -         | -        | -        | -        | -        | -        | -        |
| Chris Baker       | 0         | 0        | 0         | -        | -          | -           | 1        | -             | -         | -        | -        | -        | -        | -        | -        |
| <b>Totals</b>     | <b>47</b> | <b>9</b> | <b>56</b> | <b>6</b> | <b>1.0</b> | <b>11.0</b> | <b>8</b> | <b>2</b>      | <b>69</b> | <b>1</b> | <b>5</b> | <b>1</b> | <b>1</b> | <b>0</b> | <b>0</b> |

## 2017 SPECIAL TEAMS STATISTICS

| Player        | Tackles  |          |          | Fumbles  |          |          |
|---------------|----------|----------|----------|----------|----------|----------|
|               | Solo     | Assist   | Total    | FF       | FR       | TD       |
| Justin Evans  | 1        | 0        | 1        | -        | -        | -        |
| Cameron Lynch | 1        | 0        | 1        | -        | 1        | 0        |
| Ryan Smith    | 1        | 0        | 1        | 1        | -        | -        |
| Keith Tandy   | 1        | 0        | 1        | -        | -        | -        |
| <b>Totals</b> | <b>4</b> | <b>0</b> | <b>4</b> | <b>1</b> | <b>1</b> | <b>0</b> |

### Return Touchdowns

47-yard interception return by Robert McClain, vs. Chicago, 9/17/17

### Safeties

| Blocked Kicks |    |     |      |
|---------------|----|-----|------|
|               | FG | PAT | Punt |
| Totals        | 0  | 0   | 0    |

| Own Fumbles  |       |      |    |     |
|--------------|-------|------|----|-----|
|              | Total | Lost | OR | OOB |
| Charles Sims | 1     | 1    | 0  | 0   |
| Totals       | 1     | 1    | 0  | 0   |

| Miscellaneous Tackles/Fumbles |         |    |    |
|-------------------------------|---------|----|----|
|                               | Tackles | FF | FR |
| Cameron Brate                 | 1       | 0  | 0  |
| Totals                        | 1       | 0  | 0  |

### Key

TFL - Tackles for Loss  
Yds - Yards

QBP - Quarterback Pressures  
PD - Passes Defensed

FF - Forced Fumbles  
FR - Fumble Recoveries

OR - Own Recovered  
OOB - Out of Bounds



## TAMPA BAY BUCCANEERS' 2017 PERSONNEL LOG

(By Date)

**January 2** – Signed OL **Josh Allen**, S **Isaiah Johnson**, OL **Mike Liedtke**, CB **Cody Riggs**, RB **Blake Sims** and TE **Tevin Westbrook** to futures contracts.

**January 4** – Signed TE **Kivon Cartwright** and K **John Lunsford** to futures contracts.

**January 5** – Signed G **Jarvis Harrison** to futures contract.

**January 6** – Signed WR **Derel Walker** to futures contract.

**January 10** – Signed RB **Quayvon Hicks** to futures contract.

**January 13** – Signed Defensive Coordinator **Mike Smith** to new contract agreement.

**January 20** – Signed G **James Stone** to futures contract.

**January 30** – Signed QB **Sean Renfree** to futures contract.

**February 7** – Named **Ben Steele** as tight ends coach. Signed LS **Dax Dellenbach** to futures contract.

**February 14** – Named **Danny Breyer** as defensive assistant, **Skyler Fulton** as offensive assistant, **Zack Grossi** as offensive quality control, **Anthony Perkins** as assistant to the head coach and **Alex Smith** as pro scout.

**February 21** – Named **Brett Greene** as director of video.

**February 23** – Released CB **Alterraun Verner**.

**March 9** – Signed DT **Chris Baker**, S **Chris Conte**, WR **DeSean Jackson** and RB **Jacquizz Rodgers**.

**March 11** – Signed DT **Sealver Siliga** and S **J.J. Wilcox**.

**March 12** – Signed CB **Josh Robinson**.

**March 14** – Signed LS **Garrison Sanborn**.

**March 15** – Signed C **Joe Hawley**.

**March 16** – T **Gosder Cherlius** announced retirement.

**March 18** – Signed K **Nick Folk**.

**March 22** – Waived K **John Lunsford**.

**April 17** – CB **Jude Adjei-Barimah**, TE **Cameron Brate**, LB **Adarius Glanton**, WR **Adam Humphries** and WR **Freddie Martino** signed exclusive rights contracts. QB **Ryan Griffin** signed restricted free agent contract.

**May 1** – Signed TE **Antony Auclair**, DE **Deondre Barnett**, LB **Richie Brown**, LB **Riley Bullough**, CB **Maurice Fleming**, T **Cole Gardner**, S **Alex Gray**, T **Korren Kirven**, QB **Sefo Liufau**, CB **Greg Mabin**, LB **Paul Magloire**, CB **Jonathan Moxey**, WR **Thomas Sperbeck** and WR **Bobo Wilson**. Waived TE **Kivon Cartwright** and C **Ben Gottschalk**.

**May 8** – Waived CB **Greg Mabin**.

**May 10** – Signed CB **Robert McClain**. Waived LS **Dax Dellenbach**.

**May 11** – Signed DE **Evan Panfil**.

**May 22** – Signed QB **Ryan Fitzpatrick** and TE **O.J. Howard**. DE **Jacquies Smith** signed restricted free agent contract. Waived QB **Sean Renfree**.

**May 23** – Signed LB **Kendell Beckwith**, RB **Jeremy McNichols** and DT **Stevie Tu'ikolovatu**.

**May 25** – Signed S **Justin Evans**.

**May 30** – Signed LB **Eric Nzeocha**.

**May 31** – Signed DE **Sterling Bailey** and DE **Tavaris Barnes**. Waived DE **Deondre Barnett** and LB **Paul Magloire**.

**June 1** – Signed WR **Chris Godwin**.

**July 26** – Placed DE **Jacquies Smith** on the Active/PUP list.

**July 28** – Signed DE **Justin Trattou**. Waived DE **Evan Panfil**.

**July 30** – Signed S **Marqueston Huff** and WR **Jhajuan Seales**. Waived S **Alex Gray** and WR **Thomas Sperbeck**.

**August 2** – Signed WR **Shaq Hill**. Waived WR **Jhajuan Seales**.

**August 12** – Waived K **Roberto Aguayo**.

**August 13** – Signed K **Zach Hocker**.

**August 19** – Signed T **Austin Albrecht** and CB **Vernon Harris**. Waived CB **Maurice Fleming** and T **Cole Gardner**.

**August 20** – Signed CB **Mariel Cooper**. Awarded T **Marquis Lucas** off of waivers from Atlanta. Waived T **Austin Albrecht** and RB **Quayvon Hicks**.

**August 22** – Signed LS **Andrew DePaola**. Waived (injured) CB **Jude Adjei-Barimah**.

**August 28** – Signed DE **Mehdi Abdesmad** and DE **Hendrick Ekpe**. Placed DE **Justin Trattou** on Injured Reserve. Waived RB **Blake Sims**.

**August 30** – Signed QB **Ryan Griffin** to a contract extension.

**September 1** – Placed DL **DaVonte Lambert** and DT **Stevie Tu'ikolovatu** on Injured Reserve. Released LS **Andrew DePaola** and DE **George Johnson**.

**September 2** – Waived DE **Mehdi Abdesmad**, OL **Josh Allen**, DE **Sterling Bailey**, DE **Tarvaris Barnes**, LB **Richie Brown**, LB **Riley Bullough**, CB **Mariel Cooper**, WR **Donteea Dye**, DE **Hendrick Ekpe**, RB **Russell Hansbrough**, CB **Vernon Harris**, G **Jarvis Harrison**, WR **Shaq Hill**, K **Zach Hocker**, WR **Josh Huff**, S **Marqueston Huff**, FB **Austin Johnson**, S **Isaiah Johnson**, T **Korren Kirven**, LB **Jeff Knox**, OL **Mike Liedtke**, T **Marquis Lucas**, WR **Freddie Martino**, RB **Jeremy McNichols**, CB **Jonathan Moxey**, LB **Eric Nzeocha**, DB **Cody Riggs**, G **James Stone**, WR **Derel Walker**, TE **Tevin Westbrook** and WR **Bobo Wilson**. Released LS **Garrison Sanborn**. Waived (injured) QB **Sefo Liufau**. Placed RB **Doug Martin** on Reserve/Suspended list.

**September 3** – Traded S **J.J. Wilcox** to the Pittsburgh Steelers. Signed DE **Sterling Bailey**, LB **Riley Bullough**, RB **Russell Hansbrough**, FB **Austin Johnson**, S **Isaiah Johnson**, OL **Mike Liedtke**, T **Marquis Lucas**, WR **Freddie Martino**, CB **Jonathan Moxey**, LB **Eric Nzeocha** and WR **Bobo Wilson** to the practice squad.

**September 4** – Signed LS **Garrison Sanborn** and S **T.J. Ward**. Placed QB **Ryan Griffin** on Injured Reserve.

**September 5** – Signed DL **Will Clarke**. Waived DL **Channing Ward**.

**September 6** – Signed T **Justin Murray** to practice squad. Placed T **Marquis Lucas** on Practice Squad Injured Reserve.

**September 14** – Signed DL **Channing Ward** to practice squad. Released DL **Sterling Bailey** from practice squad.

# TAMPA BAY BUCCANEERS' 2017 PERSONNEL LOG

(By Player and Coach)

**Abdesmad, Mehdi** ..... **DE**  
August 28 Signed contract  
September 2 Waived

**Adjei-Barimah, Jude** ..... **CB**  
April 17 Signed ERFA contract  
August 22 Waived (injured)

**Aguayo, Roberto** ..... **K**  
August 12 Waived

**Albrecht, Austin** ..... **T**  
August 19 Signed contract  
August 20 Waived

**Allen, Josh** ..... **OL**  
January 2 Signed contract  
September 2 Waived

**Auclair, Antony** ..... **TE**  
May 1 Signed contract

**Bailey, Sterling** ..... **DE**  
May 31 Signed contract  
September 2 Waived  
September 3 Signed to practice squad  
September 14 Released from practice squad

**Baker, Chris** ..... **DT**  
March 9 Signed contract

**Barnes, Tavaris** ..... **DE**  
May 31 Signed contract  
September 2 Waived

**Barnett, Deondre** ..... **DE**  
May 1 Signed contract  
May 31 Waived

**Beckwith, Kendell** ..... **LB**  
May 23 Signed contract

**Brate, Cam** ..... **TE**  
April 17 Signed ERFA contract

**Breyer, Danny** ..... **Defensive Assistant**  
February 14 Named defensive assistant

**Brown, Richie** ..... **LB**  
May 1 Signed contract  
September 2 Waived

**Bullough, Riley** ..... **LB**  
May 1 Signed contract  
September 2 Waived  
September 3 Signed to practice squad

**Cartwright, Kivon** ..... **TE**  
January 4 Signed contract  
May 1 Waived

**Cherilus, Gosder** ..... **T**  
March 16 Announced retirement

**Clarke, Will** ..... **DL**  
September 5 Signed contract

**Conte, Chris** ..... **S**  
March 9 Signed contract

**Cooper, Mariel** ..... **CB**  
August 20 Signed contract  
September 2 Waived

**Dellenbach, Dax** ..... **LS**  
February 7 Signed contract  
May 10 Waived

**DePaola, Andrew** ..... **LS**  
 August 22 Signed contract  
 September 1 Released  
**Dye, Donteea** ..... **WR**  
 September 2 Waived  
**Ekpe, Hendrick** ..... **DE**  
 August 28 Signed contract  
 September 2 Waived  
**Evans, Justin** ..... **S**  
 May 25 Signed contract  
**Fitzpatrick, Ryan** ..... **QB**  
 May 22 Signed contract  
**Fleming, Maurice** ..... **CB**  
 May 1 Signed contract  
 August 19 Waived  
**Folk, Nick** ..... **K**  
 March 18 Signed contract  
**Fulton, Skyler** ..... **Offensive Assistant**  
 February 14 Named offensive assistant  
**Gardner, Cole** ..... **T**  
 May 1 Signed contract  
 August 19 Waived  
**Glanton, Adarius** ..... **LB**  
 April 17 Signed ERFA contract  
**Godwin, Chris** ..... **WR**  
 June 1 Signed contract  
**Gottschalk, Ben** ..... **C**  
 May 1 Waived  
**Gray, Alex** ..... **S**  
 May 1 Signed contract  
 July 30 Waived  
**Greene, Brett** ..... **Director of Video**  
 February 21 Named director of video  
**Griffin, Ryan** ..... **QB**  
 April 17 Signed RFA contract  
 August 30 Signed contract extension  
 September 4 Placed on Injured Reserve  
**Grossi, Zack** ..... **Offensive Quality Control**  
 February 14 Named offensive quality control  
**Hansbrough, Russell** ..... **CB**  
 September 2 Waived  
 September 3 Signed to practice squad  
**Harris, Vernon** ..... **CB**  
 August 19 Signed contract  
 September 2 Waived  
**Harrison, Jarvis** ..... **G**  
 January 5 Signed contract  
 September 2 Waived  
**Hawley, Joe** ..... **C**  
 March 15 Signed contract  
**Hicks, Quayvon** ..... **RB**  
 January 10 Signed contract  
 August 20 Waived  
**Hill, Shaq** ..... **WR**  
 August 2 Signed contract  
 September 2 Waived  
**Hocker, Zach** ..... **K**  
 August 13 Signed contract  
**Howard, O.J.** ..... **TE**  
 May 22 Signed contract  
**Huff, Josh** ..... **WR**  
 September 2 Waived

**Huff, Marqueston ..... S**  
 July 30 Signed contract  
 September 2 Waived  
**Humphries, Adam ..... WR**  
 April 17 Signed ERFA contract  
**Jackson, DeSean ..... WR**  
 March 9 Signed contract  
**Johnson, Austin..... FB**  
 January 2 Signed contract  
 September 2 Waived  
 September 3 Signed to practice squad  
**Johnson, George ..... DE**  
 September 1 Released  
**Johnson, Isaiah..... S**  
 January 2 Signed contract  
 September 2 Waived  
 September 3 Signed to practice squad  
**Kirven, Korren..... T**  
 May 1 Signed contract  
 September 2 Waived  
**Knox, Jeff..... LB**  
 September 2 Waived  
**Lambert, DaVonte ..... DL**  
 September 1 Placed on Injured Reserve  
**Liedtke, Mike ..... OL**  
 January 2 Signed contract  
 September 2 Waived  
 September 3 Signed to practice squad  
**Liufau, Sefo ..... QB**  
 May 1 Signed contract  
 September 2 Waived (Injured)  
**Lucas, Marquis..... T**  
 August 20 Awarded off of waivers (ATL)  
 September 2 Waived  
 September 3 Signed to practice squad  
 September 6 Placed on Practice Squad Injured Reserve  
**Lunsford, John..... K**  
 January 2 Signed contract  
 March 22 Waived  
**Mabin, Greg ..... CB**  
 May 1 Signed contract  
 May 8 Waived  
**Magloire, Paul..... LB**  
 May 1 Signed contract  
 May 31 Waived  
**Martin, Doug ..... RB**  
 July 26 Placed on Reserve/Suspended list.  
**Martino, Freddie ..... WR**  
 April 17 Signed ERFA contract  
 September 2 Waived  
 September 3 Signed to practice squad  
**McClain, Robert..... CB**  
 May 10 Signed contract  
**McNichols, Jeremy ..... RB**  
 May 23 Signed contract  
 September 2 Waived  
**Moxey, Jonathan..... CB**  
 May 1 Signed contract  
 September 2 Waived  
 September 3 Signed to practice squad  
**Murray, Justin ..... T**  
 September 6 Signed to practice squad

**Nzeocha, Eric** ..... **LB**  
 May 30 Signed contract  
 September 2 Waived  
 September 3 Signed to practice squad  
**Panfil, Evan**..... **DE**  
 May 11 Signed contract  
 July 28 Waived  
**Perkins, Anthony** ..... **Assistant to the Head Coach**  
 February 14 Named assistant to the head coach  
**Renfree, Sean** ..... **QB**  
 January 30 Signed contract  
 May 22 Waived  
**Riggs, Cody** ..... **CB**  
 January 2 Signed contract  
 September 2 Waived  
**Robinson, Josh** ..... **CB**  
 March 12 Signed contract  
**Rodgers, Jacquizz** ..... **RB**  
 March 9 Signed contract  
**Sanborn, Garrison** ..... **LS**  
 March 14 Signed contract  
 September 2 Released  
 September 4 Signed contract  
**Seales, Jhajuan** ..... **WR**  
 July 30 Signed contract  
 August 2 Waived  
**Siliga, Seilver**..... **WR**  
 March 11 Signed contract  
**Sims, Blake**..... **RB**  
 January 2 Signed contract  
 August 28 Waived  
**Smith, Alex** ..... **Pro Scout**  
 February 14 Named pro scout  
**Smith, Jacquies**..... **DE**  
 May 22 Signed RFA contract  
 July 26 Placed on Active/PUP list.  
**Smith, Mike**..... **Defensive Coordinator**  
 January 13 Signed contract  
**Sperbeck, Thomas** ..... **WR**  
 May 1 Signed contract  
 July 30 Waived  
**Steele, Ben**..... **Tight Ends Coach**  
 February 7 Named tight ends coach  
**Stone, James**..... **G**  
 January 20 Signed contract  
 September 2 Waived  
**Trattou, Justin** ..... **DE**  
 July 28 Signed contract  
 August 28 Placed on Injured Reserve  
**Tu'ikolovatu, Stevie** ..... **DT**  
 May 23 Signed contract  
 September 1 Placed on Injured Reserve  
**Verner, Alterraun**..... **CB**  
 February 23 Released  
**Walker, Derel** ..... **TE**  
 January 2 Signed contract  
 September 2 Waived  
**Ward, Channing** ..... **DL**  
 September 5 Waived  
 September 14 Signed to practice squad  
**Ward, T.J.**..... **S**  
 September 4 Signed contract



**Westbrook, Tevin** ..... **TE**  
January 2 Signed contract  
September 2 Waive

**Wilcox, J.J.** ..... **S**  
March 11 Signed contract  
September 3 Traded to PIT

**Wilson, Bobo** ..... **WR**  
May 1 Signed contract  
September 2 Waived  
September 3 Signed to practice squad