



MIAMI DOLPHINS WEEKLY RELEASE

WEEK 3

MIAMI DOLPHINS (1-0) AT NEW YORK JETS (0-2)

SUNDAY, SEPT. 24, 2017 | 1 PM ET | METLIFE STADIUM | EAST RUTHERFORD, N.J.





2017 MIAMI DOLPHINS SCHEDULE

PRESEASON

OCTOBER 31, 2017

Trade Deadline

DATE	OPPONENT	STADIUM	TIME/ RESULT	NETWORK	RADIO	PRESENTING SPONSOR	GIVEAWAY
Thurs., Aug. 10	Atlanta Falcons	Hard Rock Stadium	W, 23-20	WFOR CBS4	560 WQAM KISS 99.9		
Thurs., Aug. 17	Baltimore Ravens	Hard Rock Stadium	L, 7-31	WFOR CBS4	560 WQAM KISS 99.9		
Thurs., Aug. 24	at Philadelphia Eagles	Lincoln Financial Field	L, 31-38	WFOR CBS4	560 WQAM KISS 99.9		
Thurs., Aug. 31	at Minnesota Vikings	U.S. Bank Stadium	W, 30-9	WFOR CBS4	560 WQAM KISS 99.9		

JANUARY 15, 2018

Deadline for underclassmen to declare for the NFL draft

REGULAR SEASON

JANUARY 28, 2018

Pro Bowl
Orlando, Fla.

DATE	OPPONENT	STADIUM	TIME/ RESULT	NETWORK	RADIO	PRESENTING SPONSOR	GIVEAWAY
BYE WEEK							
Sun., Sept. 17	at Los Angeles Chargers	StubHub Center	W, 19-17	CBS	560 WQAM KISS 99.9		
Sun., Sept. 24	at New York Jets	MetLife Stadium	1 p.m.	CBS	560 WQAM KISS 99.9		
Sun., Oct. 1	New Orleans Saints	Wembley Stadium (London)	9:30 a.m.	FOX	560 WQAM KISS 99.9		
Sun., Oct. 8	Tennessee Titans	Hard Rock Stadium	1 p.m.*	CBS	560 WQAM KISS 99.9		Co-Branded Cancer Awareness Wristbands
Sun., Oct. 15	at Atlanta Falcons	Mercedes-Benz Stadium	1 p.m.*	CBS	560 WQAM KISS 99.9		
Sun., Oct. 22	New York Jets	Hard Rock Stadium	1 p.m.*	FOX	560 WQAM KISS 99.9		
Thurs., Oct. 26	at Baltimore Ravens	M&T Bank Stadium	8:25 p.m.	CBS/NFLN/ Amazon	560 WQAM KISS 99.9		
Sun., Nov. 5	Oakland Raiders	Hard Rock Stadium	8:30 p.m.*	NBC	560 WQAM KISS 99.9		
Mon., Nov. 13	at Carolina Panthers	Bank of America Stadium	8:30 p.m.	ESPN	560 WQAM KISS 99.9		
Sun., Nov. 19	Tampa Bay Buccaneers	Hard Rock Stadium	TBD	FOX	560 WQAM KISS 99.9		Co-Branded Sunglasses & Sunglass Pouch
Sun., Nov. 26	at New England Patriots	Gillette Stadium	1 p.m.*	CBS	560 WQAM KISS 99.9		
Sun., Dec. 3	Denver Broncos	Hard Rock Stadium	1 p.m.*	CBS	560 WQAM KISS 99.9		
Mon., Dec. 11	New England Patriots	Hard Rock Stadium	8:30 p.m.	ESPN	560 WQAM KISS 99.9	Hard Rock Hotel	
Sun., Dec. 17	at Buffalo Bills	New Era Field	1 p.m.*	CBS	560 WQAM KISS 99.9		
Sun., Dec. 24	at Kansas City Chiefs	Arrowhead Stadium	1 p.m.*	CBS	560 WQAM KISS 99.9		
Sun., Dec. 31	Buffalo Bills	Hard Rock Stadium	1 p.m.	CBS	560 WQAM KISS 99.9		

FEBRUARY 4, 2018

Super Bowl LII
Minneapolis, Minn.

MARCH 14, 2018

2018 League Year Begins

APRIL 26-28, 2018

2018 NFL draft
Site TBD

* Game subject to flex scheduling
All times EASTERN



All Dolphins games can be heard on 560 WQAM and Kiss 99.9, the flagship stations of the Miami Dolphins Radio Network, Dolphins.com and throughout South and Central Florida on stations that make up The Miami Dolphins Radio Network. In addition to the game broadcasts, the stations will feature expanded pre-, halftime and postgame shows. Dolphins fans who tune into Miami's Sportsradio 560 WQAM will have the opportunity to listen to live broadcasts of Head Coach Adam Gase's day-after game press conferences and "Dolphins Friday," a day of Dolphins' centric-content on the station featuring interviews with players, coaches, and team executives. Fans can also listen to the Dolphins in Spanish on Univision Deportes Radio WQBA 1140 AM.

2017 AFC EAST STANDINGS

TEAM	W	L	PCT	PF	PA
Dolphins	1	0	1.000	19	17
Bills	1	1	.500	24	21
Patriots	1	1	.500	63	62
Jets	0	2	.000	32	66



WEEK 3: NEW YORK JETS TABLE OF CONTENTS

MEDIA INFORMATION	2-3
DOLPHINS EN ESPAÑOL	4
TEAM NOTES	5
OFFENSE NOTES	6-7
DEFENSE NOTES	8-9
SPECIAL TEAMS NOTES	10
WHAT TO LOOK FOR IN 2017	11-12
THE DOLPHINS VS. THE JETS	13-15
THE LAST MEETING VS. THE JETS	16
FREE AGENCY TRACKER	17
2017 DRAFT CLASS	18
HARD ROCK STADIUM MODERNIZATION	19-22
MIAMI DOLPHINS IN THE COMMUNITY	23-24
DOLPHINS RADIO	25
HALL OF FAME DE/LB JASON TAYLOR	26
DEPTH CHART	27
PROJECTED CONTRIBUTORS	28-29
TRANSACTIONS	30-31
NUMERICAL ROSTER	32
ALPHABETICAL ROSTER	33
POSITIONAL ROSTER/PRONUNCIATIONS	34
HOW THEY WERE ACQUIRED	35
2017 GAME RECAPS	36
STEPHEN M. ROSS	37
MIKE TANNENBAUM	38
CHRIS GRIER	39
ADAM GASE	40
THE COACHING STAFF	41-42
SUPPLEMENTAL STATISTICS	44-56
THE LAST TIME IT HAPPENED	57-62
LAST WEEK'S GAME BOOK	63-76
2017 NFL STANDINGS	77
PLAYER BIOS	79-348

MIAMI DOLPHINS MEDIA WEBSITE

media.miamidolphins.com

The Miami Dolphins media website features everything a media member needs to cover the team. Visitors can find transcripts, press releases, weekly releases, credentials, notes, gamebooks, flip cards an archive of old media guides and gamebooks and more by visiting media.miamidolphins.com.



WEEKLY MEDIA SCHEDULE: WEEK 3 AT NEW YORK JETS

19 TUE	20 WED	21 THU	22 FRI	23 SAT	24 SUN	25 MON
No media availability	<p><u>Head Coach Adam Gase</u> 11:55 a.m. (media work room)</p> <p><u>Practice*</u> 12:55 - 3 p.m.</p> <p><u>Players (open locker room)</u> Following Practice</p> <p><u>QB Jay Cutler & DT Ndamukong Suh</u> Following practice at podium (interview room in lobby)</p> <p><u>Conference Calls</u> 3:45 p.m. - Jets Head Coach Todd Bowles</p>	<p><u>Coordinators</u> 11:30 a.m. (media work room)</p> <p><u>Head Coach Adam Gase</u> 12:15 p.m. (media work room)</p> <p><u>Practice*</u> 12:50 - 2:40 p.m.</p> <p><u>Players (open locker room)</u> Following Practice</p>	<p><u>Practice*</u> 12:55 - 2 p.m.</p> <p><u>Players (open locker room)</u> Following Practice</p> <p><u>Head Coach Adam Gase</u> Following practice (media work room)</p>	No media availability	<p><u>Week 3</u> at New York Jets 1 p.m. TV - CBS</p>	TBD

* Practice will be open to media for approximately 30 minutes

DOLPHINS ON THE AIR

Television:	WFOR-TV (CBS 4 - Miami-Ft. Lauderdale) WPEC-TV (West Palm Beach) WINK-TV (Ft. Myers)	
Broadcasters:	Tom McCarthy - Play-By-Play Steve Beuerlein - Color Analyst Steve Tasker - Color Analyst	
Local Radio:	Dolphins Radio Network KISS 99.9-FM WQAM 560-AM	
Broadcasters:	Jimmy Cefalo - Play-By-Play Bob Griese - Color Analyst Joe Rose - Color Analyst Kim Bokamper - Sideline	
Spanish Radio:	Dolphins Spanish Radio WQBA-1140 AM	
Broadcasters:	Raul Striker Jr. - Play-By-Play Eduardo Martell - Color Analyst	

FREQUENT FLYERS

Miami's nine games played outside of Florida in 2017 will have the team travel a total of **27,520 miles (round trip)** away from home. **It is be the most miles traveled by the Dolphins in a single regular season in franchise history.** The 27,520 road-game miles is **the most of any NFL team located outside of the Pacific time zone** in 2017 and the fourth-most in the NFL, behind the Los Angeles Rams, Oakland Raiders and Arizona Cardinals.

MOST MILES (2017)

RNK	TEAM	MILES
1	Los Angeles Rams	32,600
2	Oakland Raiders	30,899
3	Arizona Cardinals	30,035
4	MIAMI DOLPHINS	27,520
5	Los Angeles Chargers	26,134
6	Jacksonville Jaguars	24,522
7	Seattle Seahawks	24,121
8	San Francisco 49ers	24,092

* Regular season games only

COMMUNICATIONS DEPARTMENT



JASON JENKINS

Sr. Vice President,
Communications &
Community Affairs

O: 954-452-7174
M: 954-290-6864
JJenkins@dolphins.com



MATT TAYLOR

Sr. Director of
Football
Communications

O: 954-452-7179
M: 954-649-7505
MattTaylor@dolphins.com



THERESA GARNER

Corporate
Communications
Manager

O: 305-943-1451
M: 904-838-7160
TGarner@dolphins.com



BRETT BRECHEISEN

Football
Communications
Manager

O: 954-452-7190
M: 954-663-1255
BBrecheisen@dolphins.com



RENZO SHEPPARD

Football
Communications
Manager

O: 954-452-7144
M: 904-616-1538
RSheppard@dolphins.com



GAYLE BADEN

Communications
Coordinator

O: 954-452-7173
M: 954-610-8660
GBaden@dolphins.com



SYDNEY WADE

Communications
Coordinator

O: 954-452-7198
M: 305-720-5131
SWade@dolphins.com



RYAN MURPHY

Communications
Staff Assistant

O: 954-452-7114
M: 305-965-8778
RMurphy@dolphins.com



MIAMI DOLPHINS MEDIA WORKROOM ACCESS & PARKING INFORMATION FOR THE 2017 SEASON

As a reminder, the workroom for accredited media covering the Miami Dolphins is located behind the Dolphins Pro Shop at the Baptist Health Training Facility at Nova Southeastern University. Access to the media workroom is granted by the Communications Staff to members of the media upon their arrival at training camp.

Parking passes are distributed by the Communications Department. The passes **need to be clearly displayed** to gain entry into the media parking areas. Media parking is available at the Nova Southeastern University Medical School garage (HPD Garage), which is next to the Dolphins Pro Shop, and located near the intersection of University Drive and S.W. 30th Street, between Griffin Road and I-95. Access to this garage is off University Drive and S.W. 30th Street. In the event the HPD Garage is full, the overflow media parking will be in the AUX Parking Lot next to the NOVA Softball fields.

PLEASE NOTE – ALL MEDIA ARE ASKED TO PARK ON THE SECOND FLOOR OF THE HPD GARAGE. PARKING ON THE FIRST FLOOR IS RESERVED FOR NOVA PATIENTS ONLY. THE GARAGE WILL BE MONITORED BY NOVA AND THOSE WHO PARK ON THE FIRST FLOOR WILL BE TICKETED.

PLEASE PREARRANGE ALL LIVE TRUCK PARKING through the Miami Dolphins Communications Department.

DIRECTIONS TO PARKING GARAGE AT NOVA SOUTHEASTERN UNIVERSITY

FROM I-95 OR FLORIDA'S TURNPIKE

Exit at I-595; proceed west to University Drive exit
Turn left (south) onto University Drive
Proceed to S.W. 30th Street (Abe Fischler Blvd.) turn left (east)
Proceed past the Miami Dolphins facility to Ray Ferrero Jr. Blvd.
Turn right and parking garage will be on your right.

UNIVERSITY DRIVE

From north of I-595
Take University Drive south past I-595 to S.W. 30th Street (Abe Fischler Blvd.) turn left (east).
Proceed past the Miami Dolphins facility to Ray Ferrero Jr. Blvd.
Turn right and parking garage will be on your right.

FROM SOUTH OF GRIFFIN ROAD

Take University Drive north past Griffin Road to S.W. 30th Street (Abe Fischler Blvd.) turn right (east)
Proceed past the Miami Dolphins facility to Ray Ferrero Jr. Blvd.
Turn right and parking garage will be on your right.





DOLPHINS EN ESPAÑOL

DOLPHINS CONTINUAN SU VIAJE HACIA NUEVA YORK

Los Dolphins continuarán su viaje de tres semanas en Semana 3 con un viaje a Nueva York. Los Dolphins ganaron ambos enfrentamientos con los Jets el año pasado, ganando 27-23 en Miami y de nuevo 34-13 en Nueva York. Esta es la segunda de tres viajes de los Dolphins para abrir la temporada ya que jugaron en Los Ángeles en la Semana 2 y jugarán en Londres en Semana 4 antes de finalmente jugar su abridor en casa el 8 de octubre contra Tennessee. Los Dolphins viajarán 16,970 millas de ida y vuelta (millas por terreno hasta los estadios en Los Ángeles y Nueva York, millas por aire hasta Wembley Stadium en Londres). Esas 16,790 millas antes del primer juego en Hard Rock Stadium son más que 14 equipos viajarán durante la temporada entera.

DIECISÉIS EN SEGUIDA

Con el partido de Semana 1 contra Tampa Bay movido al 19 de septiembre de 2017, Miami jugará 16 semanas en seguida por la primera vez desde 1992, cuando una situación similar ocurrió. Los Dolphins tuvieron que mover su abridor contra New England a la semana libre debido al Huracán Andrew en 1992. Miami le ganó a los Patriots el 18 de octubre de 1992 y siguieron a ganar 11 juegos, ganar el AFC Este y llegar hasta el Campeonato del AFC ese año.

THE DOLPHINS HAN GANADO 10 DE SUS ÚLTIMOS 12

Miami ha ganado 10 de sus últimos 12 juegos de temporada regular, remontándose a Semana 6 de la temporada de 2016, y lo han sido con tres quarterbacks titulares diferentes – Ryan Tannehill, Matt Moore y Jay Cutler. La última vez que Miami ganó 10 de 12 enfrentamientos de temporada regular fue durante las temporadas de 1992-93 cuando los Dolphins ganaron 12 de 14 juegos desde el 14 de diciembre de 1992 hasta el 25 de noviembre de 1993.

JAY-TRAIN LLEGA A CIEN EN JUEGO 1

RB Jay Ajayi comenzó su campaña de 2017 con un juego de 100 yardas, sumando 122 yardas de carrera en la victoria la Semana 1 contra los L.A. Chargers. El desempeño rompió la racha de los Chargers de 17 juegos en seguida en que no permitieron un corredor de 100 yardas, cual fue la racha actual más larga en el NFL. Antes de Ajayi, la última vez que los Chargers permitieron un corredor de 100 yardas fue el 3 de enero de 2016 cuando el corredor de los Broncos Ronnie Hillman corrió para 117 yardas. El desempeño también fue las sextas más yardas de carrera en un abridor en la historia de los Dolphins. Fue el quinto juego de 100 yardas en la carrera de Ajayi después de teniendo cuatro durante 2016, empatado para sexto en el NFL.

LOS ÚLTIMOS 12 JUEGOS DE AJAYI

Una gran razón para el éxito de Miami en ganando 10 de los último 12 partidos de temporada regular es la aparición de RB Jay Ajayi. El corredor ha acumulado 257 carreras para 1,277 yardas (5.0 promedio) y seis touchdowns durante los último 12 juegos y he tenido cinco juegos de 100 yardas, incluyendo tres en que corrió para 200 yardas o más.

Desde Semana 6 de la temporada de 2016, Ajayi lidera el NFL en yardas de carrera (1,277) y carreras de 10 yardas o más (39). ES tercero en carreras para primer downs (60) y séptimo en yardas por carrera (5.0).

Ajayi tuvo éxito contra algunas de las mejores defensas en la liga. Siete de los finales 11 juegos de Miami en 2016 fueron contra equipos clasificados como uno de los mejores 15 en defensa contra la carrera en el NFL (New England No. 3; Baltimore No. 5; Arizona No. 9; San Diego No. 10; N.Y. Jets No. 11 [dos veces]; and Pittsburgh No. 13).

CUTLER GANA SU DEBUT CON LOS DOLPHINS

QB Jay Cutler completó 24-de-33 tiros (72.7 pct.) para 230 yardas, un touchdown y cero intercepciones en su primer juego con los Dolphins. Cutler tuvo un quarterback rating de 101.8, la 40ª vez que ha logrado uno de 100 o más en su carrera. Durante los ocho años de Cutler con los Bears (2009-16), estableció la marca mejor en todas las categorías mayores de tiro, incluyendo quarterback rating.

LANDRY SIGUE ATRAPANDO TIROS

WR Jarvis Landry abrió la temporada con 13 atrapadas para 78 yardas (6.0 promedio) en una victoria contra los L.A. Chargers. Fue empatado para las segundas más atrapadas en un solo juego en la historia del equipo.

MAS ATRAPADAS EN UN SOLO JUEGO EN LA HISTORIA DEL

CL	JUGADOR	FICHA	OPP.	ATR.
1.	Chris Chambers	12/4/05	vs. Buffalo	15
2.	JARVIS LANDRY	9/17/17	AT L.A. CHARGERS	13
	JARVIS LANDRY	11/29/15	AT N.Y. JETS	13
4.	Jim Jensen	11/6/88	at New England	12
	Brian Hartline	9/30/12	at Arizona	12

LA DEFENSA DE LOS DOLPHINS SIGUE SIENDO EXITOSO EN TERCER DOWN

La defensa de los Dolphins está diseñado a ser una de ataque que prospera en jugadas críticas, y tuvieron un bien comienzo en el abridor contra los L.A. Chargers. La defensa de Miami mantuvo los Chargers a 2-de-8 (25.0 pct.) en tercer downs, bueno para la marca cuarta mejor en la liga este año. Miami también termino cuarto en el NFL en porcentaje de conversiones de tercer downs, aguantando la oposición a una tasa de conversión de 36.2 por ciento en tercer downs. Esa tasa era más de tres puntos mejor que el promedio de la liga de 39.7.

HAYES ENTRE LAS NUEVAS ADICIONES A LOS DOLPHINS

Ala defensiva William Hayes fue adquirido por los Dolphins en un cambio con los Rams de Los Ángeles el 10 de marzo de 2017. Trae una reputación como una fuerza en la esquina contra la carrera y es uno de los lineros defensivos más veterano en el NFL. También anotó un sack en el abridor contra los L.A. Chargers.

Hayes es entre los mejores 25 jugadores actuales en varias categorías. Se clasifica No. 7 en stuffs (45.5), No. 15 en tacleadas (315), No. 16 in partidos jugado (125) y No. 22 in sacks (35.5).

LA DEFENSA AGUANTA LOS CHARGERS A 17 PUNTOS

Al fin del día, la función de una defensa es prohibiendo la oposición de anotando puntos y los Dolphins fueron bastante exitosos en esa conquista contra los L.A. Chargers, permitiendo solo 17 puntos. El promedio de 17.0 puntos permitido de los Dolphins es la marca octava mejor en el NFL. Fue el quinto año en seguida en que los Dolphins permitieron 21 puntos o menos en el abridor.

GRAN DÍA DE PARKEY EN SU DEBUT

Miami adquirió K Cody Parkey el 3 de septiembre para asumir la posición de pateador y Parkey tuvo mucho éxito en su primer juego para el equipo de su ciudad natal. Parkey fue un perfecto 4-por-4 (100.0 pct.) en goles de campo, incluyendo uno de 54 yardas con 1:05 restante para ganarles a los L.A. Chargers, 19-17. Fue el gol de campo ganador más largo en los 52 años de los Dolphins. Parkey también estableció el récord de más goles de campos convertidos en el primer juego de un jugador con un nuevo equipo. Es el primer pateador de los Dolphins para convertir cuatro goles de campo en un juego desde que Caleb Sturgis convirtió cuatro el 7 de septiembre de 2014 contra New England. Fue la 25ª vez en la historia de los Dolphins que un pateador era perfecto en un juego con cuatro o más goles de campo.

PRÓXIMO: LONDRES CONTRA LOS SAINTS

Los Dolphins viajarán a London la semana que viene para la cuarta vez en la historia del equipo. Miami también jugo en Londres en 2007 (pérdida contra los N.Y. Giants). 2014 (victoria contra Oakland), y 2015 (pérdida contra los N.Y. Jets). Es la primera vez que Miami se enfrenta con New Orleans desde una pérdida el 30 de septiembre de 2013 en Mercedes-Benz SuperDome pero los Dolphins son 6-5 en historia contra los Saints.



TEAM NOTES

DOLPHINS CONTINUE THEIR ROAD TRIP TO NEW YORK

The Dolphins will continue with the second of three weeks away from Hard Rock Stadium in Week 3 with a trip to battle the Jets. The Dolphins swept both meetings with the Jets last year, winning 27-23 in Miami and again 34-13 in New York. **This is the second of three straight trips for the Dolphins to open the season** as they played Week 2 in Los Angeles and will play Week 4 in London before playing their first home game at Hard Rock Stadium on Oct. 8 vs. Tennessee. **The three trips will see the Dolphins travel 16,790 total miles roundtrip** (ground miles to stadiums in Los Angeles and New York, air miles to Wembley Stadium in London). Those 16,790 total miles before a game at Hard Rock Stadium are **more than 14 NFL teams will travel the entire season.**

SIXTEEN STRAIGHT

With the Dolphins' Week 1 game against Tampa Bay being moved to Nov. 19 due to Hurricane Irma, **Miami is playing 16 straight weeks for the first time since 1992**, when a similar situation occurred. Hurricane Andrew forced the Dolphins to move their season opener vs. New England to the bye week. Miami beat the Patriots on Oct. 18, 1992 and **went on to win 11 games, the AFC East title and reach the AFC Championship game that season.**

THE DOLPHINS HAVE WON 10 OF THEIR LAST 12

Miami has won 10 of its last 12 regular season games, dating back to Week 6 of the 2016 season, and have done so **with three different starting quarterbacks - Ryan Tannehill, Matt Moore and Jay Cutler.** The last time Miami won 10 of 12 regular season games was during the 1992-93 seasons when the Dolphins won 12 of 14 games from Dec. 14, 1992 to Nov. 25, 1993.

DOLPHINS CONTINUE LAST YEAR'S SUCCESS IN 2017 SEASON

In Adam Gase's first year as head coach, the Dolphins won 10 games and advanced to the playoffs for the first time since 2008. This year, the team is **looking to reach the playoffs for the second consecutive year** and currently sits atop the AFC East standings. **The last time the Dolphins had two straight postseason appearances was from 1997-2001**, when the team earned playoff berths in five straight seasons.

HALFTIME ADJUSTMENTS

Head Coach Adam Gase and the Miami Dolphins outscored the L.A. Chargers by nine points in the second half of their season-opening win, continuing a trend from 2016 where the Dolphins played their best football late in games. **After halftime, the Dolphins outscored their opponents 221-175 in 2016.** The 46-point margin was eighth-best in the NFL. Miami's 9-point advantage in 2017 is also eighth-best in the league.

BEST SECOND-HALF/OVERTIME POINT DIFFERENTIALS (2016)

RNK	TEAM	PF	PA	MARGIN
1.	New Orleans Saints	245	181	+64
2.	Philadelphia Eagles	192	133	+59
3.	New England Patriots	199	141	+58
4.	Kansas City Chiefs	184	132	+52
5.	Minnesota Vikings	166	115	+51
	Washington Redskins	228	177	+51
7.	Denver Broncos	187	138	+49
8.	MIAMI DOLPHINS	221	175	+46
9.	Buffalo Bills	222	188	+34
	New York Giants	152	118	+34

UP NEXT: LONDON VS. THE SAINTS

The Dolphins **will head to London next week for their fourth regular season game there in team history.** Miami also played in London in 2007 (lost to N.Y. Giants), 2014 (win vs. Oakland) and 2015 (lost to N.Y. Jets). It's Miami's first meeting against New Orleans since a loss on Sept. 30, 2013 at the Mercedes-Benz Superdome but **the Dolphins are 6-5 in the all-time series vs. the Saints.**

STAT COMPARISON: FIRST 5 VS. LAST 12 - GASE ERA

One of the reasons **Miami has won 10 of its past 12 regular season games** is because of several improvements statistically on both sides of the ball. Here is a comparison of where the team stood statistically after the first five games of the Adam Gase era versus his last 12 regular season contests:

WEEKS 1-5 OF 2016			SINCE WEEK 6 OF 2016	
STAT	RNK	CATEGORY	RNK	STAT
303.8	29	Total Offense	15	345.1
231.4	24	Passing Offense	25	214.0
72.4	31	Rushing Offense	4	131.1
17.6	28	Scoring Offense	11	24.5
17	30t	Sacks Allowed	1t	15
28.6	31	Third Down Offense	16t	40.0
401.0	28	Total Defense	29	373.7
250.2	16	Passing Defense	19	245.6
150.8	32	Rushing Defense	29	128.1
23.8	18	Scoring Defense	17	23.2
10	17t	Sacks	27	24
33.3	6	Third Down Defense	9	36.9
4	26t	Takeaways	4t	21
11	28t	Giveaways	9t	21

BREAKING DOWN THE DOLPHINS ROSTER:

Here is how the Dolphins' current 53-man roster breaks down:

- There are 24 offensive players, 26 defensive players and three specialists.
- Of the 53 players on Miami's roster, **20 of them (37.7 pct.) were drafted by the Dolphins.**
- Miami also has eight undrafted college free agents on the roster that began their NFL careers with the Dolphins, bringing the total to **28 of the 53 players (52.8 pct.) that began their NFL careers with the Dolphins.**
- Of Miami's 53 players, **18 of them (34.0 pct.) were not selected in the NFL draft.**
- A total of **38 of the 53 players (71.7 pct.) are 28 years old or younger.**

THE DOLPHINS ROSTER:

BY DRAFT ROUND:

ROUND	NO.
1st	8 players
2nd or 3rd	11 players
4th or 5th	11 players
6th or 7th	5 players
Undrafted	18 players

BY EXPERIENCE:

YEARS	NO.
Rookie-1	11 players
2-3	15 players
4-5	9 players
6-9	11 players
10-plus	7 players

BY AGE:

AGE	NO.
22-24	20 players
25-28	18 players
29-32	9 players
33-plus	6 players

* Rosters as of print date (9/18/17) and all ages as of kickoff date (9/24/17)



OFFENSE NOTES

JAY-TRAIN HITS THE CENTURY MARK IN GAME 1

RB Jay Ajayi kicked off his 2017 campaign with a 100-yard game, totaling 122 rushing yards in the Week 1 win at the L.A. Chargers. The performance snapped a streak of 17 straight games the Chargers did not allow a 100-yard rusher, which was the longest current streak in the NFL. Prior to Ajayi, the last time the Chargers allowed a 100-yard rusher was on Jan. 3, 2016 when Broncos RB Ronnie Hillman rushed for 117 yards. The performance was also the sixth-most in a season opener in Dolphins history. It was the fifth 100-yard game of Ajayi's career after he had four of them in 2016, which was tied for sixth in the NFL.



AJAYI'S CAREER 100-YARD GAMES (5)

DATE	OPPONENT	ATT	YDS	AVG	LG	TD
10/16/16	vs. Pittsburgh	25	204	8.2	62t	2
10/23/16	vs. Buffalo	28	214	7.6	53	1
11/6/16	vs. N.Y. Jets	24	111	4.6	20t	1
12/24/16	at Buffalo	32	206	6.4	57	1
9/17/17	at L.A. Chargers	28	122	4.4	20	0

AJAYI'S LAST 12 GAMES

A big reason for Miami's success in winning 10 of its last 12 regular season games has been the emergence of RB Jay Ajayi. The back has totaled 257 carries for 1,277 yards (5.0 avg.) and six touchdowns during the last 12 games and has five 100-yard games, including three 200-yard contests.

Since Week 6 of the 2016 season, Ajayi leads the NFL in rushing yards (1,277) and 10-plus yard runs (39). He is third in first down carries (60) and seventh in yards per carry (5.0).

Ajayi performed against some of the best run defenses in the league. Seven of Miami's final 11 regular season games of 2016 came against teams ranked among the top 15 rush defenses in the NFL (New England No. 3; Baltimore No. 5; Arizona No. 9; San Diego No. 10; N.Y. Jets No. 11 [twice]; and Pittsburgh No. 13) and the team's Week 2 opponent, the L.A. Chargers, finishing No. 10 in the NFL at stopping the run last year.

AJAYI'S 2016 SEASON AMONG DOLPHINS BEST

RB Jay Ajayi completed one of the best seasons by a running back in Dolphins history in 2016. He finished the year with 1,272 rushing yards, the third-most in team history and most since RB Ricky Williams rushed for 1,372 yards in 2003. Ajayi became just the fourth NFL running back since 2014 to rush for at least 1,250 yards in his first or second NFL season, joining Dallas' Ezekiel Elliott (2016), Chicago's Jordan Howard (2016) and Pittsburgh's Le'Veon Bell (2014). Here is a look at how Ajayi's season ranked in Dolphins history:

MOST RUSHING YARDS IN A SINGLE SEASON - DOLPHINS HISTORY

RK	PLAYER	YEAR	ATT	YDS	AVG	TD
1.	Ricky Williams	2002	383	1,853	4.84	16
2.	Ricky Williams	2003	392	1,372	3.50	9
3.	JAY AJAYI	2016	261	1,272	4.87	8
4.	Delvin Williams	1978	272	1,258	4.63	8
5.	Lamar Smith	2000	309	1,139	3.69	14

THREE OF THE BEST RUSHING EFFORTS IN TEAM HISTORY

In 2016, RB Jay Ajayi produced three of the top six rushing performances in the Dolphins' illustrious 51-year history. His rushing totals rank No. 3, No. 5 and No. 6 all-time in team history.

MOST RUSHING YARDS IN A SINGLE GAME - DOLPHINS HISTORY

RK	PLAYER	DATE	OPP	ATT	YDS	AVG	TD
1.	Ricky Williams	12/1/02	at Buf.	27	228	8.4	2
2.	Ricky Williams	12/9/02	Chi.	31	216	7.0	2
3.	JAY AJAYI	10/23/16	BUF.	28	214	7.6	1
4.	Lamar Smith	12/30/00*	Ind.	40	209	5.2	2
5.	JAY AJAYI	12/24/16	at BUF.	32	206	6.4	1
6.	JAY AJAYI	10/16/16	PIT.	25	204	8.2	2

* AFC Wild Card game

THE 200-YARD MAN

RB Jay Ajayi joined O.J. Simpson (1973 and 1976), Earl Campbell (1980) and Ricky Williams (2002) as the only players in NFL history to rush for 200-plus yards in consecutive games, when he did so in Weeks 6 and 7.

He became one of just four NFL players to ever rush for 200 yards at least three times in the same season. The others to do so are Earl Campbell (1980, four times), O.J. Simpson (1973, three times) and Tiki Barber (2005, three times).

Ajayi rushed for 420 yards in two games against Buffalo in 2016, the fourth-highest rushing total against one team in a single season, trailing Jamal Lewis (500 vs. Cleveland in 2003), O.J. Simpson (469 vs. New England in 1973) and LaDainian Tomlinson (430 vs. Oakland in 2003).

LANDRY KEEPS CATCHING PASSES

WR Jarvis Landry opened the season with 13 receptions for 78 yards (6.0 avg.) in a winning effort at the L.A. Chargers. Only three players in NFL history have caught more passes in a season opening game than Landry did last week. It was tied for the second-most receptions in a single game in team history:

MOST RECEPTIONS IN A SINGLE GAME IN TEAM HISTORY

RNK	PLAYER	DATE	OPP.	REC.
1.	Chris Chambers	12/4/05	vs. Buffalo	15
2.	JARVIS LANDRY	9/17/17	AT L.A. CHARGERS	13
	JARVIS LANDRY	11/29/15	AT N.Y. JETS	13
4.	Jim Jensen	11/6/88	at New England	12
	Brian Hartline	9/30/12	at Arizona	12

With 94 receptions in 2016, Landry ranked No. 4 in single-season team history. He now owns three of the franchise's top six single-season reception marks, including the team record of 110 he set in 2015:

MOST RECEPTIONS IN A SINGLE SEASON IN TEAM HISTORY

RNK	PLAYER	YEAR	RECEPTIONS
1.	JARVIS LANDRY	2015	110
2.	JARVIS LANDRY	2016	94
3.	O.J. McDuffie	1998	90
4.	Mark Clayton	1988	86
5.	Brandon Marshall	2010	86
6.	JARVIS LANDRY	2014	84



OFFENSE NOTES

'JUICE' ON THIRD DOWN

WR Jarvis Landry is tied for the NFL lead with six receptions on third down, despite playing just one game. **In 2016, Landry was tied for seventh in the league with 26 third-down receptions.** The reliable target had 335 yards on third downs, the ninth-best mark in the NFL that season.

LANDRY'S 2016 CAMPAIGN

WR Jarvis Landry finished the 2016 season with 1,136 receiving yards, **good for the eighth-most in single-season team history.** **Landry became the first Dolphins wide receiver to top 1,000 yards in back-to-back seasons since Brian Hartline** did in 2012 and 2013 and **was the sixth Dolphins wide out to ever post consecutive 1,000-yard seasons** (Mark Clayton, Mark Duper, Irving Fryar, Brian Hartline and Brandon Marshall). He totalled 1,157 receiving yards last year.

CUTLER WINS HIS DOLPHINS DEBUT

QB Jay Cutler had a successful debut in Miami's season opening 19-17 win against the San Diego Chargers. In the game, he posted a completion percentage of 72.7 (24-of-33 attempts) and a quarterback rating of 101.8. **His completion percentage is the highest by a quarterback making his first start as a member of the Dolphins**, ahead of the 71.4 completion percentage of Damon Huard in 1999. Additionally, **Cutler became the seventh quarterback to post a passer rating of 100 or more in his first start with the Dolphins.** The others who accomplished the feat were Don Strock (133.7 in 1975), Dan Marino (108.7 in 1983), Scott Mitchell (113.9 in 1993), Steve DeBerg (115.0 in 1993), Bernie Kosar (100.1 in 1995), and Brian Griese (121.6 in 2003).

"I think Cutler does a really good job of making sure everybody understands the way he wants things to go. **I think that's super important for the quarterback position.** We have to have an understanding of how he wants us to run the route, what he's looking for and when, situationally. He's done a really good job of coming in and letting us know, 'Hey, this is what I expect. This is what I'm looking for."
- **Tight End Julius Thomas**

OFFENSIVE LINE KEEPING QUARTERBACKS UPRIGHT

The Dolphins offensive line has protected three different quarterbacks - **Jay Cutler, Matt Moore and Ryan Tannehill** - since Week 6 of the 2016 season, helping the team win 10 of its past 12 regular season games. **During that span, the team has allowed just 15 sacks, which is tied for the NFL lead.**

THOMAS CATCHES TOUCHDOWNS

A new addition to the Dolphins offensive attack this season is **TE Julius Thomas**, who the Dolphins acquired in a trade with Jacksonville on March 9, 2017. Thomas brings the team a big red zone threat, as the tight end has caught 33 touchdowns since he became an NFL starter in 2013 for Denver. **His 33 touchdowns since 2013 are second-most among all NFL tight ends:**

NFL TIGHT END TD RECEPTION LEADERS (2013-PRESENT)

RNK	PLAYER	TEAMS	REC	YDS	TD
1.	Jimmy Graham	NO/Sea.	288	3,641	34
2.	JULIUS THOMAS	DEN./JAX./MIA.	187	2,039	33
3.	Rob Gronkowski	New England	226	3,581	31
4.	Antonio Gates	SD/LAC	259	2,899	29
5.	Delanie Walker	Ten.	293	3,486	23

BIG PLAY DOLPHINS

The big play and going down field are a big part of the Dolphins offense and **QB Jay Cutler's** game. In Cutler's first game as a Dolphin, he hit on two 31-yard passes to **WR DeVante Parker** and a 29-yard touchdown pass to **WR Kenny Stills.** The Dolphins also went down field a lot in the preseason. **Miami hit on four passing plays of 50-plus yards during the exhibition schedule** - a 99-yard score by **WR Damore'ea Stringfellow**, a 72-yard play by **WR DeVante Parker**, a 69-yard score by **WR Jakeem Grant** and a 65-yard touchdown from Grant. In 2016, the Dolphins completed a 50-plus yard pass in nine of its 16 games and **QB Ryan Tannehill** tied for the NFL lead with seven games with a 50-plus yard completion.

THE DOLPHINS WERE EFFICIENT LAST YEAR

The Dolphins were second in the AFC in yards per play in 2016, averaging 5.84 yards per snap. They gained 5,324 yards on 912 plays and ranked No. 7 in the NFL in the statistic. Miami was also No. 2 in the AFC in yards per play on first down, averaging 5.73 yards per first-down snap. Against the L.A. Chargers last week, Miami averaged 4.9 yards per play.

DEVANTE DOWN THE FIELD

WR DeVante Parker has made several highlight-reel catches this training camp and during preseason games and it translated into the regular season last week at the L.A. Chargers. Parker reeled in two catches of high difficulty for 31 yards each. **His 21.3 yards per reception this season are fourth in the NFL:**

YARDS PER RECEPTION LEADERS (2017)

RNK	PLAYER	TEAM	REC	YDS	TD	AVG
1.	Austin Hooper	Atl.	4	135	1	33.9
2.	Gerald Everett	LAR	4	134	0	33.5
3.	Brandin Cooks	NE	5	125	0	25.0
4.	DEVANTE PARKER	MIA.	4	85	0	21.3
5.	Martavis Bryant	Pit.	5	105	1	21.0

BOOMER SOONER

WR Kenny Stills continues catching touchdowns, **hauling in a 29-yard score in the season opener at the L.A. Chargers.** Stills caught a career-high nine touchdowns in 2016, which tied for sixth in the NFL. Three of his touchdowns were on plays of 50 yards or greater. According to NFL Network, **Stills was the first Dolphins player to have three touchdown catches of 50-plus yards in the same season since WR Mark Duper did in 1986.**



A CAREER OF BIG PLAYS

WR Kenny Stills has made a living making the big play. In his five-year NFL career, Stills has hauled in 166 passes for 2,775 yards (16.7 avg.). **His 16.7 yards per reception average is fourth-best in the NFL in that span** (min. 100 receptions):

HIGHEST AVERAGE PER RECEPTION IN THE NFL (2013-PRESENT)

RNK	PLAYER	TEAMS	REC	YDS	AVG
1.	DeSean Jackson	Phi./Was./TB	227	4,073	17.9
2.	Josh Gordon	Cle.	111	1,949	17.6
3.	Torrey Smith	Bal./SF/Phi.	172	2,921	17.0
4.	KENNY STILLS	NO/MIA.	166	2,775	16.7
5.	Michael Floyd	Ari./NE/Min.	201	3,219	16.0



DEFENSE NOTES

AN INCREDIBLE COMEBACK: CAMERON WAKE

During the 2016 season, **DE Cameron Wake had one of the most impressive comebacks in the NFL.** Coming off an Achilles injury in 2015 and at 34 years young, Wake was dominant.

In 2016, **Wake was third in the AFC and tied for sixth in the NFL with 11.5 sacks.** Since Wake was re-inserted as a starter for the Dolphins in Week 6 last year, **he is tied for third in the NFL with 10.5 sacks and has helped Miami win 10 of its last 12 regular season games.**

Wake was tied for second in the AFC and tied for third in the NFL with five forced fumbles in 2016. **He has nine forced fumbles since 2015, tied for the most in the NFL during that span,** despite playing just seven games in 2015.

Since joining the Dolphins in 2009, Wake has compiled four double-digit sack campaigns, seven straight seasons of seven-plus sacks and is **second in team history in all-time career sacks,** behind Hall of Famer Jason Taylor.

Here is a look at the Dolphins' all-time career sack leaders:

DOLPHINS ALL-TIME CAREER SACK LEADERS

RNK	PLAYER	YEARS	SACKS
1.	Jason Taylor	1997-07, 09, 11	131.0
2.	CAMERON WAKE	2009-17	81.5
3.	Bill Stanfill	1969-76	69.5

Wake is also one of the best undrafted pass rushers in NFL history. With 81.5 career sacks, he is **tied for second in NFL history** (since sacks were recognized as an official statistic in 1982) **for most career sacks by players who were undrafted:**

NFL ALL-TIME CAREER SACK LEADERS (UNDRAFTED PLAYERS)

RNK	PLAYER	YEARS	SACKS
1.	John Randle	1990-2003	137.5
2.	CAMERON WAKE	2009-17	81.5
	James Harrison	2004-17	81.5
4.	Chris Clemons	2004-15	69.0

* Players chosen in the Supplemental Draft are not included on this list of undrafted players

Wake's consistency has placed him among the NFL's elite pass rushers. Since he entered the league in 2009, **he is second in the NFL in sacks:**

NFL SACK LEADERS (2009-PRESENT)

RNK	PLAYER	TEAMS	SACKS
1.	DeMarcus Ware	Dal./Den.	85.0
2.	CAMERON WAKE	MIAMI	81.5
3.	Jared Allen	Min./Chi.	78.5

Wake's 11.5 sacks in 2016 mark the fourth season in his career that he has reached double-digit sacks. He is **one of three NFL players in the past decade to have 10-plus sacks at age 34 or older,** joining DE/LB Julius Peppers (2015) and DE John Abraham (2012-13).

With his first career interception and a forced fumble in last year's Week 15 win at the N.Y. Jets, **Wake became the first Dolphins defensive lineman since DE Jason Taylor in 2006 to have an interception and forced fumble in the same game.**

SACKS BY SUH

DT Ndamukong Suh is second among all NFL defensive tackles in sacks since he entered the league in 2010. With five sacks in 2016, Suh was **tied for 10th in the NFL in sacks by a defensive tackle.**

Here is a look at how Suh's sacks stack up since he entered the league in 2010:

MOST SACKS BY NFL DEFENSIVE TACKLES (2010-PRESENT)

RNK	PLAYER	TEAMS	SACKS
1.	Geno Atkins	Cin.	55.0
2.	NDAMUKONG SUH	DET./MIA.	47.0
3.	Gerald McCoy	TB	42.5
4.	Marcell Dareus	Buf.	34.0
5.	Jurrell Casey	Ten.	33.0

STUFFS BY SUH

Not only is **DT Ndamukong Suh** a great interior pass rusher, but the Nebraska product also disrupts rushing plays behind the line of scrimmage. Since he entered the NFL as a first-round pick in 2010, Suh **leads all interior defensive linemen with 49.5 stuffs.** A stuff is defined as any tackle of a ball carrier behind the line of scrimmage during a rushing attempt.

MOST STUFFS BY INTERIOR DEFENSIVE LINEMEN (2010-PRESENT)

RNK	PLAYER	TEAMS	STUFFS
1.	NDAMUKONG SUH	DET./MIA.	49.5
2.	Kyle Williams	Buffalo	36.0
3.	Aaron Donald	STL/LAR	35.0
4.	Geno Atkins	Cincinnati	33.5
5.	Brandon Mebane	Sea./SD/LAC	32.5

SUH CONSISTENTLY MAKES STOPS

DT Ndamukong Suh topped 350 career tackles during the 2016 season. Since he entered the NFL in 2010, **Suh leads all defensive tackles with 375 total tackles** and his total is third among all defensive linemen.

Suh set a new career high and was third among all interior defensive linemen in total tackles in 2016 with 72 (41 solo). He **finished among the top five** in total tackles by an NFL interior defensive linemen for **the third consecutive season.**



“ The guy is amazing. **He teaches me a lot.** When he talks to (Defensive Line) Coach Terrell Williams, they talk about things that I’m just sitting over there (picking their ears) and learning each and every day. I try to get in their business, get in their conversations, see what new techniques they’re learning, and things like that. ”
- DT Davon Godchaux on DT Ndamukong Suh



DEFENSE NOTES

DOLPHINS DEFENSE CONTINUES TO SHINE ON THIRD DOWN

The Dolphins defense is designed to be an attacking-style front that thrives on critical plays and they got off to a good start in the season opener at the L.A. Chargers. **Miami's defense held the Chargers to 2-for-8 (25.0 pct.) on third down**, tying the Dolphins for fourth in the league in the statistic through Week 2. **Miami also finished fourth in the NFL last year in third-down conversion percentage**, holding the opposition to just a 36.2 percent success rate on third downs. **Their rate was more than three percentage points better than the league average of 39.7.**

AN OPPORTUNISTIC DEFENSE

The Dolphins had a streak of seven straight games with a takeaway last season from Week 9 to Week 15. **It was the team's longest takeaway streak in a single season since 2013**, when they forced a turnover in each of the team's first 15 games.

During the seven-game streak, the Dolphins forced 19 turnovers. It was the **most turnovers in a seven-game span for the Dolphins since they forced 19 in seven games from Nov. 7 to Dec. 26, 2004.**



DE Cameron Wake recorded his first career interception in Miami's win at the N.Y. Jets on Dec. 17, 2016

MAXWELL AMONG LEAGUE LEADERS LAST YEAR

CB Byron Maxwell put up one of the best statistical seasons by a cornerback in the NFL in 2016. He totaled 53 tackles (43 solo), two interceptions, four forced fumbles and 15 passes defended despite only playing 13 games.

His 15 passes defended were a career high and tied for 13th in the NFL. They are the most by a Dolphins player since 2008 (CB Andre Goodman).

The four forced fumbles were also a career high, tied for seventh in the NFL and **the most by a Dolphins defensive back in franchise history. He had more forced fumbles than any other cornerback in the NFL** and the most by an NFL cornerback since Charles Tillman had 10 in 2012.



DEFENSE STOUT VERSUS CHARGERS RUSHING ATTACK

The Dolphins defense opened the 2017 campaign against the L.A. Chargers with an emphasis on stopping the run and they did just that, holding the Chargers to 44 net rushing yards in the winning effort. **The 44 rushing yards allowed were the fewest by a Dolphins defense since Sept. 30, 2012, when they allowed just 28 at Arizona.** It was the second-fewest rushing yards by the Chargers in their past 14 games.

DEFENSE HOLDS CHARGERS TO 17 POINTS

At the end of the day, a defense's primary goal is to keep the opponent from scoring and the Dolphins were fairly successful doing just that in the season opener at the L.A. Chargers. Miami limited them to just 17 points. **The Dolphins' 17.0 points allowed per game average is ninth in the NFL.** It was the fifth straight year Miami has held the opponent to less than 21 points in the first game of the season.

HAYES AMONG NEW DOLPHINS ADDITIONS

DE William Hayes was acquired by the Dolphins in a trade with the Los Angeles Rams on March 10, 2017. The defensive end brings a reputation of setting the edge against the run and is one of the most experienced defensive linemen in the NFL. He also recorded a sack in the season opener at the L.A. Chargers.

Hayes is among the NFL's top 25 active defensive linemen career leaders in several categories. **He ranks No. 7 in stuffs (45.5), No. 15 in tackles (315), No. 16 in games played (125) and No. 22 in sacks (35.5).**



HULL SHINES IN NEW STARTING ROLE

LB Mike Hull was thrust into a starting role early in the preseason after second-round pick LB Raekwon McMillan suffered a season-ending injury. The 2015 undrafted college free agent from Penn State entered 2017 with just 19 games played and one start but **led the team with 10 tackles (seven solo) in the season opener** at the L.A. Chargers. Hull was third in the NFL with 18 special teams tackles in 2016.

ALONSO AMONG AFC'S LEADING TACKLERS IN 2016

LB Kiko Alonso began the 2017 season right where he left off from the 2016 campaign as the second-year Dolphin totalled seven tackles (four solo) in the season opener at the L.A. Chargers. In his first year with the Dolphins, **Alonso was ninth in the AFC and led the team with 115 tackles.**

MOST TOTAL TACKLES IN THE AFC (2016)

RNK	PLAYER	TEAM	TOTAL	SOLO	ASST
1.	Zach Brown	Buffalo	149	97	52
2.	Christian Kirksey	Cleveland	143	93	50
3.	Preston Brown	Buffalo	135	76	59
4.	Paul Posluszny	Jacksonville	132	96	36
5.	Zach Orr	Baltimore	130	89	41
6.	Bernardrick McKinney	Houston	129	79	50
7.	Johnathan Cyprien	Jacksonville	127	97	30
8.	Telvin Smith	Jacksonville	118	98	20
9.	KIKO ALONSO	MIAMI	115	69	46
10.	Karlos Dansby	Cincinnati	114	69	45
	L. Timmons	Pit.	114	78	36



SPECIAL TEAMS NOTES

PARKEY'S RECORD-SETTING DEBUT

Miami signed **K Cody Parkey** on Sept. 3 to take over placekicking duties and he made his presence felt in his first appearance for his favorite childhood team. Parkey was a **perfect 4-for-4 (100.0 pct.) in field goal attempts**, including a 54-yard game-winner with 1:05 remaining to beat the L.A. Chargers, 19-17. **It was the longest game-winning field goal in the Dolphins' 52-year history. Parkey also set a franchise record for the most field goals made in a player's first game with the team.** He's the first Dolphins kicker to make four field goals in a game since **Caleb Sturgis** did on Sept. 7, 2014 vs. New England. It was the 25th game in Dolphins history that a kicker was perfect on at least four field goal attempts.

PARKEY FROM LONG RANGE

K Cody Parkey has a track record for being accurate on long kicks. He is 5-for-5 all-time when kicking 50-plus yard field goals and **is the only NFL kicker to be perfect on 50-plus yard kicks** since 2014, the year he entered the league (min: 6 att.).

50+ YARD FIELD GOAL PERCENTAGE LEADERS (2014-PRESENT)

RNK	PLAYER	TEAM	FGM	FGA	PCT
1.	CODY PARKEY	PHI./CLE./MIA.	6	6	100.0
2.	Josh Brown	NYG	7	8	87.5
3.	Matt Prater	Det.	17	20	85.0
4.	Adam Vinatieri	Ind.	14	17	82.4
5.	Stephen Hauschka	Sea.	9	11	81.8

THOMAS LED NFL ON SPECIAL TEAMS

S Michael Thomas picked up right where he left off last year on special teams. Thomas led the Dolphins with two special teams tackles in the season opener at the L.A. Chargers. **He finished the 2016 season tied for the NFL lead with 19 special teams tackles.** Thomas is tied for the NFL lead with **45 special teams tackles since 2014**, his first full season in the league. In 2015, Thomas was named a first-team All Pro on special teams by Pro Football Focus.



LB Mike Hull was third in the NFL with 18 special teams tackles in 2016.

AIKENS' BIG PLAYS

S Walt Aikens made game-changing plays in consecutive weeks during the 2016 season to help the Dolphins defeat Arizona in Week 14 and the N.Y. Jets in Week 15. In the fourth quarter vs. Arizona, Aikens returned a blocked PAT all the way to the end zone for a 2-point defensive conversion.

In the Week 15 win at the N.Y. Jets, Aikens blocked a punt early in the third quarter and returned it 11 yards for a touchdown to give the Dolphins a two-score lead that they would not relinquish. **It was Miami's first blocked punt return for a touchdown since 2012.**

KENYAN'S KICKOFF RETURNS

Including the 2016 playoffs, **RB Kenyan Drake** tied the franchise record with **three kickoff returns of at least 50 yards (96t, 78, 58) in 2016.** **S Brock Marion** (1999) and **RB Marcus Thigpen** (2012) also had three kickoff returns of at least 50 yards in the same season.

Drake **returned a kickoff for a 96-yard touchdown to win the game in Week 9 vs. the N.Y. Jets**, had a 78-yard kickoff return in Week 12 vs. San Francisco and posted a 58-yard kickoff return in the AFC Wild Card game at Pittsburgh.

TOP 10 UNITS

The Dolphins had several top 10 special teams units in 2016. On Dolphins kickoffs, **opponents averaged starting field possession at the 24.4-yard line, the 10th-best mark in the league.** On opposing kickoffs, **the Dolphins started, on average, at the 25.3-yard line, the eighth-best mark.** When opponents punted to the Dolphins, **they averaged just 37.4 net yards per punt, which placed the Dolphins third in the league.**

MIGHTY MOUSE

WR Jakeem Grant scored his **first NFL touchdown** in Week 5 of his rookie season (2016), when **he took a punt return 74 yards** to tie the game in the second quarter vs. Tennessee. It was **the seventh-longest punt return in team history** and **the fourth-longest punt return by a rookie.** He was one of just three AFC players (Houston WR Will Fuller and Kansas City WR Tyreek Hill) to return a punt for a touchdown in 2016.

THE DENNEY STREAK

LS John Denney enters his **13th NFL regular season** this year at 38 years old. Denney has been Miami's long snapper for every game dating back to 2005 - **a consecutive games streak that spans 193 regular season contests.** That streak is the **longest in Dolphins history** and is fifth-longest among all active NFL players.

Denney is also **fourth in team history with 193 games played.** He is just three games behind **G Bob Kuechenberg** (196) and trails **Hall of Fame DE/LB Jason Taylor** by 11 games played (204).

MOST CONSECUTIVE GAMES PLAYED IN DOLPHINS HISTORY

RNK	PLAYER	CONS. GP	STREAK
1.	JOHN DENNEY	193*	1ST (2005) - 16TH (2016)
2.	Jason Taylor	130	15th (1999) - 16th (2007)
3.	Jim Langer	128	10th (1970) - 9th (1979)

* active streak

MOST CONSECUTIVE GAMES PLAYED, ACTIVE NFL LEADERS

RNK	PLAYER	TEAM	POS	CONS. GP
1.	Shane Lechler	Oak./Hou.	P	240
2.	Jason Witten	Dallas	TE	221
3.	Eli Manning	N.Y. Giants	QB	201
4.	Donnie Jones	Mia./STL/Hou./Phi.	P	194
5.	JOHN DENNEY	MIAMI	LS	193

THE 38-YEAR-OLD LONG SNAPPER

When **LS John Denney** takes the field this week, he will be 38 years and 285 days old. **He is the third-oldest Dolphins player to see action in a game.** Listed below are the ages of the most senior players in Dolphins history when they played in their final game with the team:

OLDEST PLAYERS TO PLAY IN A GAME FOR THE DOLPHINS

RNK	PLAYER	YRS	DAYS
1.	Earl Morrall	42	208
2.	Steve DeBerg	39	334
3.	JOHN DENNEY	38	285#
4.	Keith Traylor	38	111
5.	Dan Marino	38	109



Age on Sept. 24, 2017



WHAT TO LOOK FOR IN 2017

RB JAY AJAYI...

- Has 1,581 career rushing yards. Needs 419 rushing yards to reach 2,000 and 919 to reach 2,500 in his career.
- Has 1,581 career rushing yards. Can move into the team's all-time top 10 rushing leaders with 1,051 yards.
- With 1,000 yards rushing, can become the third player in Dolphins history to rush for 1,000 yards in back-to-back seasons, joining Ricky Williams (2002-03) and Larry Csonka (1972-73).

S NATE ALLEN...

- Has played in 94 games. Needs to play in six games to reach 100 in his career.
- Has 360 total tackles. Needs 40 tackles to reach 400 in his career.
- Has 13 interceptions. Needs two interceptions to reach 15 in his career.

LB KIKO ALONSO...

- Has 324 total tackles. Needs 76 tackles to reach 400 in his career.
- Has seven interceptions. Needs three interceptions to reach 10 in his career.

DE ANDRE BRANCH...

- Has 141 total tackles. Needs 59 tackles to reach 200 in his career.
- Has 19.5 sacks. Needs 0.5 sacks to reach 20.0 and 5.5 sacks to reach 25.0 in his career.

QB JAY CUTLER...

- Has started 140 games. Needs 10 starts to reach 150 in his career.
- Has 4,524 pass attempts. Needs 476 pass attempts to reach 5,000 in his career.
- Has 2,806 completions. Needs 194 completions to reach 3,000 in his career.
- Has 32,697 passing yards. Needs 2,033 passing yards to reach 35,000 in his career.

LS JOHN DENNEY...

- Extending his consecutive games played streak, which currently stands at a franchise-record 193, having played in every game in his 13-year career.
- Has played in 193 games. Needs to play in four games to surpass Bob Kuechenberg (196) for third place and 12 games to surpass Jason Taylor (204) for second place in team history for most games played.

RB KENYAN DRAKE...

- Has one kickoff return touchdown. Needs one kickoff return touchdown to tie for second (Ted Ginn, Jr.) in all-time team history and one kickoff return touchdown to join Mercury Morris (1969-71) as the only Dolphins to return kickoffs for touchdowns in consecutive seasons.

TE ANTHONY FASANO...

- Has 2,104 receiving yards as a Dolphin. Needs 352 receiving yards to surpass Bruce Hardy (2,455) for second place in team history among tight ends.
- Has 23 receiving touchdowns as a Dolphin. Needs three receiving touchdowns to surpass Bruce Hardy (25) and become the team's all-time leader among tight ends.
- Has 287 receptions. Needs 13 receptions to reach 300 in his career.
- Has 3,171 receiving yards. Needs 329 receiving yards to reach 3,500 in his career.
- Has 35 touchdown receptions. Needs five touchdown receptions to reach 40 in his career.
- Has played in 165 games. Needs to play in 10 games to become just the 36th NFL tight end of all time to play in 175 career games.

WR JAKEEM GRANT...

- Has one punt return touchdown. Needs one punt return touchdown to tie the all-time team lead (Freddie Solomon, Tom Vigorito, O.J. McDuffie) and one punt return touchdown to join Freddie Solomon (1975-76) and Tom Vigorito (1981-82) as the only Dolphins to return punts for touchdowns in consecutive seasons.

TE MarQUEIS GRAY...

- Has played in 46 games. Needs to play in four games to reach 50 in his career.

DE WILLIAM HAYES...

- Has 46 starts. Needs to start four games to reach 50 in his career.
- Has 315 tackles. Needs 35 tackles to reach 350 in his career.
- Has 35.5 sacks. Needs 4.5 sacks to reach 40.0 in his career.

T JA'WUAN JAMES...

- Has played in and started 40 games. Needs to play in and start 10 games to reach 50 in his career.

S RESHAD JONES...

- Has played in 95 games. Needs to play in five games to reach 100 in his career.
- Has 9.0 sacks. Needs 2.5 sacks to surpass Jeremiah Bell (11) and become the team's all-time leader for most sacks by a defensive back.
- Has 548 tackles. Needs 52 tackles to reach 600 in his career.
- Has 16 interceptions. Needs four interceptions to reach 20 in his career.
- Has 40 passes defended. Needs 10 passes defended to reach 50 in his career.

WR JARVIS LANDRY...

- Has 301 receptions. Needs 42 receptions to surpass Anquan Boldin (342) for the most receptions by an NFL player in his first four seasons.
- Has two consecutive 1,000-yard seasons. Needs 1,000 receiving yards to become the first player in Dolphins history with three consecutive 1,000-yard seasons.
- Has 3,129 receiving yards. Needs 871 receiving yards to reach 4,000 for his career.
- Has 13 receiving touchdowns. Needs seven touchdown receptions to reach 20 for his career.

LB REY MAUALUGA...

- Has 114 games played. Needs nine games played to reach 125 in his career.
- Has 580 total tackles. Needs 20 tackles to reach 600 and 70 tackles to reach 650 in his career.
- Has seven interceptions. Needs three interceptions to reach 10 in his career.
- Has 22 passes defended. Needs three passes defended to reach 25 in his career.

CB BYRON MAXWELL...

- Has 45 starts. Needs five starts to reach 50 in his career.
- Has 191 total tackles. Needs nine tackles to reach 200 in his career.
- Has 10 interceptions. Needs five interceptions to reach 15 in his career.

CB BOBBY McCAIN...

- Has 68 total tackles. Needs 32 tackles to reach 100 in his career.



WHAT TO LOOK FOR IN 2017

QB MATT MOORE...

- Has played in 45 games. Needs to play in five games to reach 50 in his career.
- Has 6,077 passing yards. Needs 923 passing yards to reach 7,000 in his career.
- Has 41 passing touchdowns. Needs nine passing touchdowns to reach 50 in his career.

WR DeVANTE PARKER...

- Has 1,323 receiving yards. Needs 677 receiving yards to reach 2,000 in his career.
- Has 86 receptions. Needs 14 receptions to reach 100 in his career.
- Has seven receiving touchdowns. Needs three receiving touchdowns to reach 10 in his career.

K CODY PARKEY...

- Has 59 field goals made. Needs 16 field goals made to reach 75 in his career.
- Has 82 extra points made. Needs 18 extra points made to reach 100 in his career.
- Has 259 points scored. Needs 41 points to reach 300 in his career.

WR KENNY STILLS...

- Has played in 64 games. Needs to play in 11 games to reach 75 in his career.
- Has 41 starts. Needs nine starts to reach 50 in his career.
- Has 166 receptions. Needs 34 receptions to reach 200 in his career.
- Has 2,775 receiving yards. Needs 225 receiving yards to reach 3,000 in his career.
- Has 21 receiving touchdowns. Needs four receiving touchdowns to reach 25 in his career.

DT NDAMUKONG SUH...

- Has played in 111 games. Needs to play in 14 games to reach 125 in his career.
- Has 111 starts. Needs 14 starts to reach 125 in his career.
- Extending his consecutive games started streak, which currently stands at 84. The current mark is second among all active NFL defensive tackles (Domata Peko, 114).
- Has 375 total tackles. Needs 25 tackles to reach 400 in his career.
- Has 47.0 sacks. Needs three sacks to reach 50 in his career.
- Has 26 passes defended. Needs four passes defended to reach 30 in his career.

TE JULIUS THOMAS...

- Has 42 starts. Needs eight starts to reach 50 in his career.
- Has 2,044 receiving yards. Needs 456 receiving yards to reach 2,500 in his career.
- Has 33 receiving touchdowns. Needs seven receiving touchdowns to reach 40 in his career.
- Has two seasons with 10+ touchdown receptions. Needs 10 receiving touchdowns to become the fifth tight end in NFL history with three double-digit touchdown seasons (Antonio Gates, Jimmy Graham, Rob Gronkowski and Tony Gonzalez).

LB LAWRENCE TIMMONS...

- Has played in 158 games. Needs to play in 15 games to reach 173 and move into the NFL's top 100 for all-time games played by a linebacker.
- Has 952 total tackles. Needs 48 tackles to become just the 46th NFL player since 1994 to reach 1,000 career tackles.
- Has 35.5 sacks. Needs 4.5 sacks to reach 40.0 in his career.
- Has 13 forced fumbles. Needs two forced fumbles to reach 15 in his career.
- Has 12 interceptions. Needs three interceptions to reach 15 in his career.
- Has 42 passes defended. Needs eight passes defended to reach 20 in his career.

DE CAMERON WAKE...

- Has 97 starts. Needs three starts to reach 100 in his career.
- Has recorded 81.5 sacks in his Dolphins career. Needs 11.5 sacks to surpass Jason Taylor (92.5) for most sacks by a Dolphins player in the first nine seasons on the team.
- Has recorded five games with three-plus sacks in his career. Needs one game with three-or-more sacks to move into a tie for first place for the most games with three-plus sacks in franchise history, joining Jason Taylor (six games).
- Can become the 11th player in NFL history (since 1982) and just the third in the past 15 years (John Abraham and Julius Peppers) to record a double-digit sack season at the age of 35 or older.
- Has 278 total tackles. Needs 32 tackles to reach 300 in his career.
- Has 14 passes defended. Needs one pass defended to reach 15 in his career.
- Has 21 forced fumbles. Needs four forced fumbles to reach 25 in his career.

RB DAMIEN WILLIAMS...

- Has played in 48 games. Needs to play in two games to reach 50 in his career.
- Has scored eight touchdowns (three rushing and five receiving). Needs two touchdowns for 10 in his career.



RB Jay Ajayi is looking to become the third player in Dolphins history to rush for 1,000 yards in consecutive seasons



THE DOLPHINS VS. THE JETS

A DOLPHINS WIN WOULD...

- Mark Miami's 11th victory in its past 13 regular season game, dating back to Week 6 of the 2016 season.
- Be the team's third straight win against the Jets, its longest winning streak against the team since 2008-09.
- Give the team six wins in its last seven regular season road games.

SERIES HISTORY

REGULAR SEASON (N.Y. JETS LEAD 53-48-1)
POSTSEASON (MIAMI LEADS 1-0)

DATE	GAME	DATE	GAME
9/9/1966	N.Y. Jets 19, at Miami 14	11/1/1992	at N.Y. Jets 26, Miami 14
11/20/1966	at N.Y. Jets 30, Miami 13	12/20/1992	at Miami 19, N.Y. Jets 17
10/1/1967	at N.Y. Jets 29, Miami 7	9/12/1993	N.Y. Jets 24, at Miami 14
10/22/1967	N.Y. Jets 33, at Miami 14	11/7/1993	at N.Y. Jets 27, Miami 10
12/1/1968	at N.Y. Jets 35, Miami 17	9/18/1994	at Miami 28, N.Y. Jets 14
12/15/1968	N.Y. Jets 31, at Miami 7	11/27/1994	Miami 28, at N.Y. Jets 24
11/2/1969	at N.Y. Jets 34, Miami 31	9/3/1995	at Miami 52, N.Y. Jets 14
12/14/1969	N.Y. Jets 27, at Miami 9	10/22/1995	at N.Y. Jets 17, Miami 16
10/10/1970	Miami 20, at N.Y. Jets 6	9/15/1996	at Miami 36, N.Y. Jets 27
12/13/1970	at Miami 16, N.Y. Jets 10	12/22/1996	Miami 31, at N.Y. Jets 28
10/3/1971	N.Y. Jets 14, at Miami 10	10/12/1997	Miami 31, at N.Y. Jets 20
10/24/1971	Miami 30, at N.Y. Jets 14	11/9/1997	at Miami 24, N.Y. Jets 17
10/8/1972	Miami 27, at N.Y. Jets 17	10/4/1998	at N.Y. Jets 20, Miami 9
11/19/1972	at Miami 28, N.Y. Jets 24	12/13/1998	N.Y. Jets 21, at Miami 16
10/7/1973	at Miami 31, N.Y. Jets 3	12/12/1999	at N.Y. Jets 28, Miami 20
11/4/1973	Miami 24, at N.Y. Jets 14	12/27/1999	N.Y. Jets 38, at Miami 31
10/7/1974	at Miami 21, N.Y. Jets 17	10/23/2000	at N.Y. Jets 40, Miami 37 (OT)
11/24/1974	at N.Y. Jets 17, Miami 14	11/19/2000	N.Y. Jets 20, at Miami 3
10/19/1975	Miami 43, at N.Y. Jets 0	10/14/2001	at N.Y. Jets 21, Miami 17
11/9/1975	at Miami 27, N.Y. Jets 7	11/18/2001	N.Y. Jets 24, at Miami 0
9/26/1976	at Miami 16, N.Y. Jets 0	9/22/2002	at Miami 30, N.Y. Jets 3
11/7/1976	Miami 27, at N.Y. Jets 7	11/10/2002	at N.Y. Jets 13, Miami 10
10/16/1977	at Miami 21, N.Y. Jets 17	9/14/2003	Miami 21, at N.Y. Jets 10
11/6/1977	Miami 14, at N.Y. Jets 10	12/28/2003	at Miami 23, N.Y. Jets 21
9/3/1978	at N.Y. Jets 33, Miami 20	10/3/2004	N.Y. Jets 17, at Miami 9
11/26/1978	N.Y. Jets 24, at Miami 13	11/1/2004	at N.Y. Jets 41, Miami 14
9/30/1979	at N.Y. Jets 33, Miami 27	9/18/2005	at N.Y. Jets 17, Miami 7
12/15/1979	N.Y. Jets 27, at Miami 24	12/18/2005	at Miami 24, N.Y. Jets 20
10/27/1980	at N.Y. Jets 17, Miami 14	10/15/2006	at N.Y. Jets 20, Miami 17
12/20/1980	N.Y. Jets 24, at Miami 17	12/25/2006	N.Y. Jets 13, at Miami 10
10/4/1981	at Miami 28, N.Y. Jets 28	9/23/2007	at N.Y. Jets 31, Miami 28
11/22/1981	at N.Y. Jets 16, Miami 15	12/2/2007	N.Y. Jets 40, at Miami 13
9/12/1982	Miami 45, at N.Y. Jets 28	9/7/2008	N.Y. Jets 20, at Miami 14
12/18/1982	at Miami 20, N.Y. Jets 19	12/28/2008	Miami 24, at N.Y. Jets 17
1/23/1983	*at Miami 14, N.Y. Jets 0	10/12/2009	at Miami 31, N.Y. Jets 27
10/16/1983	Miami 32, at N.Y. Jets 14	11/1/2009	Miami 30, at N.Y. Jets 25
12/16/1983	at Miami 34, N.Y. Jets 14	9/26/2010	N.Y. Jets 31, at Miami 23
11/4/1984	Miami 31, at N.Y. Jets 17	12/12/2010	Miami 10, at N.Y. Jets 6
11/26/1984	at Miami 28, N.Y. Jets 17	10/17/2011	at N.Y. Jets 24, Miami 6
10/14/1985	at N.Y. Jets 23, Miami 7	1/1/2012	at Miami 19, N.Y. Jets 17
11/10/1985	at Miami 21, N.Y. Jets 17	9/23/2012	N.Y. Jets 23, at Miami 20 (OT)
9/21/1986	at N.Y. Jets 51, Miami 45 (OT)	10/28/2012	Miami 30, at N.Y. Jets 9
11/24/1986	at Miami 45, N.Y. Jets 3	12/1/2013	Miami 23, at N.Y. Jets 3
10/18/1987	at N.Y. Jets 37, Miami 31 (OT)	12/29/2013	N.Y. Jets 20, at Miami 7
12/7/1987	at Miami 37, N.Y. Jets 28	12/1/2014	Miami 16, at N.Y. Jets 13
10/23/1988	N.Y. Jets 44, at Miami 30	12/28/2014	N.Y. Jets 37, at Miami 24
11/27/1988	at N.Y. Jets 38, Miami 34	10/4/2015	N.Y. Jets 27, at Miami 14 (at London, England)
9/24/1989	N.Y. Jets 40, at Miami 33	11/29/2015	at N.Y. Jets 38, Miami 20
11/12/1989	Miami 31, at N.Y. Jets 23	11/6/2016	at Miami 27, N.Y. Jets 23
10/7/1990	at Miami 20, N.Y. Jets 16	12/17/2016	Miami 34, at N.Y. Jets 13
11/11/1990	Miami 17, at N.Y. Jets 3		
9/29/1991	at N.Y. Jets 41, Miami 23		
12/22/1991	N.Y. Jets 23, at Miami 20 (OT)		

* - AFC Championship game

CONNECTIONS

PRO CONNECTIONS

- Dolphins **G Jesse Davis** went through 2016 offseason and training camp with the Jets and spent two weeks on their practice squad.
- Dolphins practice squad **LB Trevor Reilly** played in 29 games for the Jets from 2014-15, recording 31 tackles over two seasons.
- Jets **QB Josh McCown** and Dolphins **QB Matt Moore** served as backup quarterbacks for the Carolina Panthers from 2008-09.
- After playing in the UFL in 2010, Jets **QB Josh McCown** returned to the NFL where he served as Dolphins **QB Jay Cutler's** backup for the Chicago Bears from 2011-13. Dolphins **Tight Ends Coach Shane Day** served as Bears quarterbacks coach during the 2011 season. Jets **RB Matt Forte** played for the Bears with Cutler (2009-15), **G/T Jermon Bushrod** (2013-15), and **RB Senorise Perry** (2013-15). Dolphins **Head Coach Adam Gase** served as Bears Offensive Coordinator in 2015.
- Jets **QB Josh McCown** also played with Dolphins **CB Alterraun Verner** for the Tampa Bay Buccaneers in 2014 and Dolphins **K Cody Parkey** for the Cleveland Browns in 2016.
- Dolphins **LB Lawrence Timmons** and Jets **DL Steve McClendon** played for the Pittsburgh Steelers from 2010-15.
- Dolphins **CB Byron Maxwell** and Jets **G James Carpenter** were drafted in 2011 by Seattle and played together for the Seahawks from 2011-14. Jets **WR Jermaine Kearse** also played with the pair in Seattle from 2012-14.
- Jets **Head Coach Todd Bowles** served as secondary coach and assistant head coach for the Dolphins from 2008-11. Bowles served as interim head coach for the last three games of 2011. The Dolphins went 2-1 under Bowles.
- Jets **Special Teams Coordinator Brant Boyer** was drafted by the Dolphins in the sixth round of the 1994 NFL draft and played for the Dolphins for one season in 1994.
- Jets **Defensive Coordinator Kacy Rodgers** served as Dolphins defensive line coach from 2008-14.
- Jets **Defensive Backs Coach Joe Danna** was an assistant defensive backs coach for the Dolphins from 2010-11.
- Jets **Wide Receivers Coach Karl Dorrell** coached receivers for the Dolphins from 2008-10 and quarterbacks in 2011.

COLLEGE CONNECTIONS

- Dolphins **C/G Anthony Steen** played with Jets **T James Carpenter** at Alabama in 2009 and 2010. As a redshirt freshman in 2010, Steen started the final two games of the season at right guard, while Carpenter started at left tackle, as he did in every game he played in his two seasons at Alabama.
- Dolphins **RB Kenyan Drake** played with Jets **WR ArDarius Stewart** at Alabama from 2013-15. Dolphins **S Maurice Smith** also played with the pair from 2013-15 before transferring to Georgia.
- Dolphins **CB Xavien Howard** played with Jets **QB Bryce Petty** at Baylor from 2012-14. In 2014, Petty led the Bears in passing with 3,855 yards and 29 touchdowns, while Howard led the defense with four interceptions and 13 passes defended.
- Six players on the Dolphins and Jets played at Clemson: Dolphins **CB Byron Maxwell** (2006-10), **DE Andre Branch** (2007-11), **CB Cordrea Tankersley** (2013-16), Jets **K Chandler Catanzaro** (2009-13), **WR Charone Peake** (2011-15), and **TE Jordan Leggett** (2013-16). Tankersley and Leggett were both starters on Clemson's 2016 national championship team.
- Dolphins **C Mike Pouncey** and Jets **OL Jonotthan Harrison** played together at Florida from 2009-10. Harrison made his first career start alongside Pouncey in the 2010 Outback Bowl, Pouncey's final game with the Gators.
- Dolphins **RB Senorise Perry** (2010-13) and Jets **RB Bilal Powell** (2007-2010) both played running back at Louisville, playing together in 2010. Perry is tied for sixth in Cardinals history for single game rushing touchdowns with four, while Powell set the ninth highest mark for rushing yards in a single game with 209.
- Dolphins **WR Jarvis Landry** played with Jets **CB Morris Claiborne** at LSU in 2011. Dolphins **DT Davon Godchaux** and Jets **S Jamal Adams** also played at LSU, coming in as part of the 2014 recruiting class and playing together from 2014-16. All four players declared early and were selected in the ensuing NFL draft.
- Dolphins **T Laremy Tunsil** and Jets **CB Derrick Jones** were part of Ole Miss' 2013 recruiting class and played together for the Rebels from 2013-15.
- Dolphins **DE Charles Harris** redshirted as a freshman at Missouri in 2013, during Jets **DE Kony Ealy's** final year with the Tigers. Ealy and Harris are eighth and ninth, respectively, on Missouri's all-time single-season sack list, with Ealy tallying 9.5 in 2013 and Harris notching 9.0 in 2013.
- Jets **QB Christian Hackenberg** played with Dolphins **LB Mike Hull** at Penn State from 2013-14 and practice squad **S Jordan Lucas** from 2013-15.

HIGH SCHOOL/HOMETOWN CONNECTIONS

- Several Jets players went to high school in Florida: **WR Robby Anderson** (South Plantation), **S Terrence Brooks** (Dunnellon), **OL Jonotthan Harrison** (South Lake), **TE Jordan Leggett** (Navarre), **S Marcus Maye** (Holy Trinity), **DL Claude Pelon** (Agape Christian Academy), **RB Bilal Powell** (Lake Gibson), **CB Darryl Roberts** (Lakeland), **DL Leonard Williams** (Mainland), **WR Jojo Natson** (Boyd Anderson).



THE DOLPHINS VS. THE JETS

SERIES FACTS (TEAM)

MIAMI'S LARGEST MARGIN OF VICTORY:

43 (Miami 43, at N.Y. Jets 0, 10/19/75)

N.Y. JETS' LARGEST MARGIN OF VICTORY:

27 (twice, last: N.Y. Jets 40, at Miami 13, 12/2/07)

CURRENT SERIES STREAK:

Miami 2 (11/6/16 - 12/17/16)

MIAMI'S LARGEST WIN STREAK:

7 (9/12/82 - 11/26/84)

N.Y. JETS' LARGEST WIN STREAK:

8 (twice, last: 10/4/98 - 11/18/01)

MOST POINTS BY MIAMI:

52 (at Miami 52, N.Y. Jets 14, 9/3/95)

MOST POINTS BY N.Y. JETS:

51 (at N.Y. Jets 51, Miami 45, 9/21/86 [OT])

MOST POINTS, BOTH TEAMS:

96 (at N.Y. Jets 51, Miami 45, 9/21/86 [OT])

FEWEST POINTS BY MIAMI:

0 (N.Y. Jets 24, at Miami 0, 11/18/01)

FEWEST POINTS BY N.Y. JETS:

0 (three times, last: at Miami 14, N.Y. Jets 0, 1/23/83 [AFC Championship])

FEWEST POINTS, BOTH TEAMS:

14 (at Miami 14, N.Y. Jets 0, 1/23/83 [AFC Championship])

SERIES SUPERLATIVES

DOLPHINS

RUSHING YARDS:

178, Lamar Miller, at Miami, 12/28/14

PASSING YARDS:

521, Dan Marino, at Miami, 10/23/88

RECEPTIONS:

13, Jarvis Landry, at N.Y. Jets, 11/29/15

RECEIVING YARDS:

217, Mark Duper, at Miami, 11/10/85

JETS

RUSHING YARDS:

173, Freeman McNeil, at N.Y. Jets, 10/14/85

PASSING YARDS:

479, Ken O'Brien, at N.Y. Jets, 9/21/86

RECEPTIONS:

14, Al Toon, at N.Y. Jets, 11/27/88

RECEIVING YARDS:

221, Eric Decker, at Miami, 12/28/14

DOLPHINS PLAYERS VS. THE JETS

PLAYER	GP	RECORD	PASSING				
			A-C-I	YDS	PCT	TD	RTG
Jay Cutler	3	3-0	106-63-2	797	59.4	7	97.1
Matt Moore	4	2-1	103-61-5	706	59.2	6	79.2
TOTALS	7	5-1	209-124-7	1,503	59.3	13	88.3

PLAYER	GP	ATT	YDS	AVG	LG	TD
Jay Ajayi	3	46	168	3.7	20T	1
Jarvis Landry	6	3	33	11.0	15	0
Damien Williams	6	8	29	3.6	23	0
Kenyan Drake	2	5	16	3.2	16	0
Jay Cutler	3	12	15	1.3	16	1
Matt Moore	4	7	-5	-0.7	1	0
TOTALS	24	81	256	3.2	23	2

PLAYER	GP	NO	YDS	AVG	LG	TD
Jarvis Landry	6	36	469	13.0	66T	2
Anthony Fasano	13	35	323	9.2	28	6
Kenny Stills	5	12	191	15.9	52T	2
DeVante Parker	4	7	105	15.0	33T	1
Jay Ajayi	3	7	71	10.1	15	0
Julius Thomas	2	7	65	9.3	22T	2
Damien Williams	6	7	53	7.6	19	0
MarQueis Gray	3	5	38	7.6	19	0
Kenyan Drake	2	1	6	6.0	6	0
TOTALS	44	117	1,321	11.3	66T	13

PLAYER	GP	KOR	YDS	AVG	LG	TD
Jarvis Landry	6	11	269	24.5	34	0
Kenyan Drake	2	3	144	48.0	96T	1
Damien Williams	6	6	123	20.5	28	0
Jakeem Grant	2	3	54	18.0	34	0
Terrence Fede	4	1	13	13.0	13	0
MarQueis Gray	3	1	11	11.0	11	0
TOTALS	23	25	614	24.6	96T	1

PLAYER	GP	PR	YDS	AVG	LG	TD
Jarvis Landry	6	5	79	15.8	28	0
Jakeem Grant	2	3	20	6.7	10	0
TOTALS	8	8	99	12.4	28	0

PLAYER	GP	FGM	FGA	LG	XP	XPA	KO	TB
Cody Parkey	1	2	2	49	2	2	5	5
TOTALS	1	2	2	49	2	2	5	5



THE DOLPHINS VS. THE JETS



WR Jarvis Landry scored on a 66-yard touchdown when the team's last met on Dec. 17, 2016 at MetLife Stadium

DOLPHINS PLAYERS VS. THE JETS

PLAYER	GP	DEFENSE							
		SOLO	ASST	SK	INT	PD	FF	FR	
Reshad Jones	12	65	11	0.0	1	5	1	0	
Lawrence Timmons	7	33	21	0.5	1	3	0	0	
Cameron Wake	15	27	6	7.0	1	3	4	0	
Kiko Alonso	4	18	14	0.0	1	3	0	0	
Ndamukong Suh	6	16	5	1.0	0	1	0	1	
Michael Thomas	5	11	5	0.0	0	0	0	0	
Byron Maxwell	4	9	5	0.0	0	0	0	0	
William Hayes	3	8	0	1.0	0	0	0	0	
Andre Branch	4	7	0	0.0	0	0	0	0	
Rey Mauluga	3	6	4	0.0	1	1	0	0	
Bobby McCain	4	6	1	0.0	1	1	0	0	
Nate Allen	1	5	0	0.0	0	0	0	0	
Jordan Phillips	4	5	0	0.0	1	2	0	0	
Walt Aikens	5	5	1	0.0	0	0	0	0	
John Denney	24	5	0	0.0	0	0	0	1	
Anthony Fasano	13	3	0	0.0	0	0	0	1	
Xavien Howard	1	3	0	0.0	0	3	0	0	
Alterraun Verner	2	2	4	0.0	2	2	0	1	
Mike Hull	2	1	3	0.0	0	0	0	0	
MarQueis Gray	3	1	0	0.0	0	0	0	1	
DeVante Parker	4	1	0	0.0	0	0	0	0	
Kenyan Drake	2	1	0	0.0	0	0	0	0	
Seniorise Perry	1	1	0	0.0	0	0	0	0	
Damien Williams	6	1	0	0.0	0	0	0	0	
Mike Pouncey	11	1	0	0.0	0	0	0	0	
Justin March-Lillard	1	0	0	0.0	0	1	0	0	
Jay Ajayi	3	0	0	0.0	0	0	0	1	
TOTALS	150	241	80	9.5	9	25	5	6	

HOW THEY COMPARE

MIAMI		CATEGORY	N.Y. JETS	
STAT	RNK		RNK	STAT
336.0	13	Total Offense	30	242.5
225.0	17	Passing Offense	28	160.5
111.0	12	Rushing Offense	21	82.0
19.0	18t	Scoring Offense	22t	16.0
2	1t	Sacks Allowed	14t	5
38.5	18t	Third Down Offense	12	42.3
0.0	30t	Red Zone Offense	8t	66.7
367.0	27	Total Defense	30	409.0
323.0	30	Passing Defense	18	224.0
44.0	2	Rushing Defense	32	185.0
17.0	9	Scoring Defense	32	33.0
1	31t	Sacks	30	2
25.0	4t	Third Down Defense	31	55.2
66.7	23t	Red Zone Defense	26t	75.0
0	30t	Takeaways	23t	1
0	1t	Giveaways	23t	4

STATISTICAL LEADERS

CATEGORY	MIAMI		N.Y. JETS	
	PLAYER	STAT	PLAYER	STAT
Completion Pct.	J. Cutler	72.7	J. McCown	67.2
Passing Yards	J. Cutler	230	J. McCown	353
Passer Rating	J. Cutler	101.8	J. McCown	78.5
Rushing Yards	J. Ajayi	122	M. Forte	69
Yards Per Carry	J. Ajayi	4.4	M. Forte	4.6
Rushing TDs	None		J. McCown	1
Receptions	J. Landry	13	J. Kearsse	11
Receiving Yards	J. Landry	78	J. Kearsse	123
Receiving TDs	K. Stills	1	J. Kearsse	2
Tackles	M. Hull	10	D. Davis	20
Sacks	W. Hayes	1.0	D. Lee	1.0
Interceptions	None		J. Burris	1
Forced Fumbles	None		B. Skrine	1
Special Tms Tcks	M. Thomas	2	J. Martin	4



THE LAST MEETING

2016 - WEEK 15

DEC. 17, 2016 | EAST RUTHERFORD, N.J.
 METLIFE STADIUM
 ATTENDANCE: 78,160 | TV: NFL NETWORK

SCORING SUMMARY

MIAMI 34

N.Y. JETS 13

	1	2	3	4	F
Miami	0	13	21	0	34
N.Y. Jets	7	3	0	3	13

Quarterback Matt Moore's first start in almost five years was one to remember.

Moore, starting for the first time since the 2011 season finale because of Ryan Tannehill's knee injury, threw a career-high four touchdown passes to lead the Dolphins to a 34-13 victory against the New York Jets at MetLife Stadium.

The victory, the Dolphins' eighth in their past nine games, moved their record to 9-5 and in temporary possession of the second wild-card position for the AFC playoffs. The victory clinched the Dolphins' first winning record since 2008 when they won the AFC East title with an 11-5 record.

The Dolphins led 13-10 at halftime thanks to Moore's first two touchdown passes before they put the game away with three touchdowns in a span of 4:04 on the third quarter.

The first touchdown came when Walt Aikens blocked a Jets punt and returned the loose ball 11 yards. It was the second consecutive week reaching the end zone for Aikens, who returned a blocked PAT for two points against the Arizona Cardinals.

Dion Sims caught two 1-yard TD passes from Moore, becoming the first Dolphins tight end with two touchdown receptions in a game since 2013. The other TD passes went to Kenny Stills for 52 yards in the second quarter and to Jarvis Landry for 66 yards in the third quarter.

Moore became the fifth quarterback in Dolphins history to throw four or more touchdown passes in a game, as he joined John Stofa, Bob Griese, Dan Marino and Tannehill.

The running game didn't produce big numbers, but Jay Ajayi went over the 1,000-yard mark for the season by rushing for 51 yards on 19 carries. Landry went over the 1,000-yard receiving mark in the game, giving the Dolphins a 1,000-yard rusher and receiver in the same season for the second time in franchise history (it also happened in 2011 with Reggie Bush and Brandon Marshall).

The defense contributed to the victory with four takeaways, including the first career interception by defensive end Cameron Wake. Wake also forced a fumble with a sack and the loose ball was recovered by defensive tackle Ndamukong Suh. Cornerback Tony Lippett had two interception in the second half, including one on the final play of the game.

SCORING DRIVES

TEAM	QTR	TIME	PLAY (EXTRA POINT) (DRIVE INFO)	MIA	NYJ
Jets	1	11:32	R.Anderson 40 yd. pass from B.Petty (N.Folk kick) (7-75, 3:28)	0	7
Dolphins	2	10:57	D.Sims 1 yd. pass from M.Moore (kick failed, hlu) (8-52, 4:23)	6	7
Dolphins	2	1:58	K.Stills 52 yd. pass from M.Moore (A.Franks kick) (3-53, 1:51)	13	7
Jets	2	0:18	N.Folk 48 yd. Field Goal (11-48, 1:40)	13	10
Dolphins	3	10:30	W.Aikens 11 yd. return of blocked punt (A.Franks kick)	20	10
Dolphins	3	7:43	D.Sims 1 yd. pass from M.Moore (A.Franks kick) (5-60, 2:32)	27	10
Dolphins	3	6:26	J.Landry 66 yd. pass from M.Moore (A.Franks kick) (1-66, 0:10)	34	10
Jets	4	5:43	N.Folk 36 yd. Field Goal (9-37, 4:08)	34	13

GAME STATISTICS

RUSHING (Att-Yds-TD):

Miami: J. Ajayi 19-51, K. Drake 5-16, D. Williams 3-0.
 N.Y. Jets: B. Powell 16-84, M. Forte 4-21, R. Fitzpatrick 2-11, B. Petty 1-0.

PASSING (A-C-Y-TD-I):

Miami: M. Moore 18-12-236-4-1.
 N.Y. Jets: B. Petty 36-20-235-1-2, R. Fitzpatrick 10-5-31-0-1.

RECEIVING (Rec-Yds-TD):

Miami: D. Sims 4-31-2, J. Landry 3-108-1, M. Gray 3-28, K. Stills 1-52-1, D. Parker 1-17.
 N.Y. Jets: B. Powell 11-78, Q. Enunwa 5-64, R. Anderson 4-80-1, C. Peake 2-18, B. Marshall 1-16, M. Forte 1-7, A. Seferian-Jenkins 1-3.

SACKS (Sk-Yds):

Miami: C. Wake 1-11, N. Hewitt 1-9, I. Abdul-Quddus 1-2.
 N.Y. Jets: Jo. Jenkins 1-0.

INTERCEPTIONS (Int-Yds):

Miami: T. Lippett 2-0, C. Wake 1-12.
 N.Y. Jets: J. Burris 1-0.

FORCED FUMBLES:

Miami: C. Wake 1.
 N.Y. Jets: None.

FUMBLE RECOVERIES (No-Yds):

Miami: N. Suh 1-0.
 N.Y. Jets: None.

TEAM STATS

	MIA	NYJ
First Downs	13	20
Rushing	2	8
Passing	10	10
Penalty	1	2
3rd-Down Efficiency	5 for 12	5 for 15
4th-Down Efficiency	0 for 0	0 for 3
Total Net Yards	303	360
Total Net Plays	46	72
Average Gain	6.6	5.0
Net Yards Rushing	67	116
Rushes	27	23
Yards per Rush	2.5	5.0
Net Yards Passing	236	244
Completed - Attempted	12-18	25-46
Yards per Pass Play	12.4	5.0
Sacked - Yards Lost	1-0	3-22
Had Intercepted	1	3
Punts - Average	6-257-42.8	4-119-29.8
Return Yardage	81	119
Punts - Return Yards	2-17	3-32
Kickoffs - Return Yards	4-52	4-87
Interceptions - Return Yards	3-12	1-0
Penalties - Yards	9-70	3-42
Fumbles - Lost	1-0	3-1
Red-Zone Efficiency	2 for 2	0 for 4
Goal-to-Go Efficiency	2 for 2	0 for 0
Time of Possession	27:28	32:32



FREE AGENCY TRACKER

The Dolphins were active in the 2017 free agency market. The team re-signed nine players who ended the 2016 season with the club, while also adding another five unrestricted free agents and two players from trades. Below tracks the players the team has signed, as well as those who ended the 2016 season on the Miami roster and their current status.

PLAYERS RETAINED OR ADDED

PLAYERS FROM 2016 RE-SIGNED (9)

Kiko Alonso	LB	
Andre Branch	DE	
Jermon Bushrod	G/T	
John Denney	LS	
Mike Hull	LB	
Anthony Steen	C/G	
Kenny Stills	WR	
Michael Thomas	S	
Damien Williams	RB	

UNRESTRICTED FREE AGENTS SIGNED (5)

Nate Allen	S	Oakland
Anthony Fasano	TE	Tennessee
Ted Larsen	C/G	Chicago
T.J. McDonald	S	L.A. Rams
Lawrence Timmons	LB	Pittsburgh

TRADE (2)

Julius Thomas	TE	Jacksonville
William Hayes	DE	L.A. Rams

* As of September 18, 2017

PLAYERS FROM 2016 ROSTER NOT CURRENTLY WITH THE DOLPHINS

RETIRED (1)

Jordan Cameron	TE	
----------------	----	--

UNRESTRICTED FREE AGENTS (3)

Donald Butler	LB	
Mario Williams	DE	
T.J. Yates	QB	Buffalo

FREE AGENTS (5)

Isa Abdul-Quddus	S	
Ifo Ekpre-Olomu	CB	
Dominique Jones	TE	
Spencer Paysinger	LB	
Bacarri Rambo	S	

UNRESTRICTED FREE AGENTS LOST (2)

Jelani Jenkins	LB	Oakland/Buffalo
Dion Sims	TE	Chicago

FREE AGENTS LOST (2)

Dion Jordan	DE	Seattle
Earl Mitchell	DT	San Francisco

TRADED (1)


Branden Albert	T	Jacksonville
----------------	---	--------------



S Nate Allen




TE Anthony Fasano



DE William Hayes



C/G Ted Larsen



S T.J. McDonald



TE Julius Thomas




LB Lawrence Timmons



MIAMI DOLPHINS 2017 DRAFT CLASS

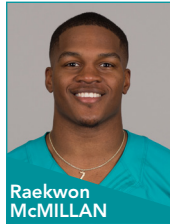
Rd 1 // Pick 22



**Charles
HARRIS**

Missouri // DE
6-3 // 260


Rd 2 // Pick 54



**Raekwon
McMILLAN**

Ohio State // LB
6-2 // 243

Rd 3 // Pick 97



**Cordrea
TANKERSLEY**

Clemson // CB
6-1 // 200

Rd 5 // Pick 164



**Isaac
ASIATA**

Utah // G
6-3 // 323

Rd 5 // Pick 178



**Davon
GODCHAUX**

LSU // DT
6-4 // 299

Rd 6 // Pick 194



**Vincent
TAYLOR**

Oklahoma State // DT
6-3 // 310

Rd 7 // Pick 237



**Isaiah
FORD**

Virginia Tech // WR
6-2 // 195

MIAMI DOLPHINS 2017 UNDRAFTED ROOKIE CLASS



**Chase
ALLEN**

Southern Illinois // LB
6-4 // 241




**Matt
HAACK**

Arizona State // P
6-1 // 185




**Malcolm
LEWIS**

Miami (Fla.) // WR
5-10 // 190




**Cameron
MALVEAUX**

Houston // DE
6-6 // 270



**Torry
McTYER**

UNLV // CB
6-0 // 195



**Drew
MORGAN**

Arkansas // WR
6-0 // 193




**De'Veon
SMITH**

Michigan // RB
5-11 // 228



**Eric
SMITH**

Virginia // T
6-5 // 300



**Maurice
SMITH**

Georgia // S
6-0 // 195



HARD ROCK STADIUM MODERNIZATION



Hard Rock Stadium is a global entertainment destination that encompasses art, culture, some of the best food in the region, diversity, an elevated fan experience and the best Miami has to offer. The venue serves as home to the Miami Dolphins, University of Miami football team, Orange Bowl, Super Bowl LIV and the 100th anniversary of the NFL, College Football Playoff Semifinals, major concerts, international soccer and a host of world-class events. This multi-purpose, open-air complex is in the midst of a multi-year, \$500 million renovation to enhance the fan experience. The modernization is being privately funded by Stephen Ross.



#ARTUNEXPECTED

Goldman Global Arts and the Miami Dolphins collaborated to transform Hard Rock Stadium into a vibrant, monumental public art experience. Highlighting 18 artists from ten countries, the landmark mural project looks to create an artistic legacy and cement Hard Rock Stadium as an iconic, world class, cultural venue of Miami.

The collection at Hard Rock Stadium is one of the world's largest street art museums, curated by Goldman Global Arts. The exceptional line-up of international artists brings a variety of techniques and styles together to create a jaw-dropping tapestry of urban art contained in a single location.





HARD ROCK STADIUM MODERNIZATION

NEW SEATING PRODUCTS

Hard Rock Stadium's modernization included doubling unique seating experiences from 8 to 16. Some of the newest seating products include:


The 72 Club: The 598 seats in the 72 Club take the premium seating experience to another level. It's the most luxurious seating experience in all of South Florida sports and entertainment. Seats are double-padded, have 11 inches more legroom and are located at midfield. At any point in-game, guests are able to walk on the field on their way to a private club designed by the Rockwell Group.



Living Room Boxes: Hard Rock Stadium created four-person private Living Room Boxes. Located on the 35-yard line and within the Atos Club presented by Dell EMC and Ford Field Clubs in the end zones, Living Room Boxes are the biggest, most comfortable seats in the stadium. These boxes give guests the ability to watch replays and highlights on their own private screens.

Hyundai Club: The Hyundai Club is a club located between the 30-yard lines on the north side that offers wider, padded seats. The club is designed by the Rockwell Group.

Corner Terraces: The 100 level Corner Terraces provide a unique social experience where guests can watch the game from a high-top table and comfortable swivel chairs. Corner Terraces provide guests the enjoyment of sitting with family or friends without being confined to a row of seats.



PHASE I

Phase I of the project that was completed for the 2015 season changed every seat in the stadium, rebuilt the concourses on the 100 and 300 levels, reduced capacity from 76,018 to 64,767, moved seats 25 feet closer to the field on the north and south sidelines, introduced five new premium spaces and allowed fans to enjoy improved food, enhanced concourses and 16 new restroom facilities throughout the venue.

Hard Rock Stadium's renovation stands apart in enhancing every fan experience. In delivering a new caliber of luxury, Phase I introduced The NINE hosted by Aston Martin Residences Miami, The 72 Club, the Hyundai Club, Ford Field Club and the Atos Club presented by Dell EMC.

For the everyday fan, new seating experiences debuted in the corner terraces, providing a unique social experience where guests watch the game from a half-round table and comfortable swivel chairs. Corner Terraces provide guests the enjoyment of sitting with family or friends without being confined to a row of seats.

The NINE hosted by Aston Martin Residences Miami: The NINE hosted by Aston Martin Residences Miami are nine open-air suites between the 30-yard lines that connect to a private club designed by the Rockwell Group. The NINE offers the best view of the field with the convenience of a private club.





HARD ROCK STADIUM MODERNIZATION

PHASE II

For the 2016 season, a state-of-the-art canopy was installed that keeps as many as 92 percent of fans in the shade and protected from the rain along with four giant high-definition video boards.

On Aug. 17, 2016, the Miami Dolphins christened the second phase of the renovation with a landmark 18-year naming rights agreement with Hard Rock International to name the newly renovated facility Hard Rock Stadium.

Video Boards

- Four 1,472-inch screens in each corner of the stadium for a total of 22,400 sq. ft. – the largest in the AFC East (compared to 12,000 total square footage in old stadium).
- A total of 18 million LEDs will showcase game day on the boards.
- High-definition picture positioned for easy sightlines for every fan.

Miami Dolphins
TOTAL: 22,400 SQ. FT.



NEW YORK JETS
TOTAL: 14,160 SQ. FT.



BUFFALO BILLS
TOTAL: 12,253 SQ. FT.



NEW ENGLAND PATRIOTS
TOTAL: 11,306 SQ. FT.



SHADE CANOPY

- Shades approximately 92 percent of fans (increase from 17 percent in old stadium).
- The shade canopy is approximately 626,000 square feet [14.37 acres] and is comprised of 17,000 tons of steel.
- Covering the remainder of the canopy area [94,000 square feet] immediately adjacent to the ocular over the field is a translucent material called ETFE. This material provides supplemental light in the bowl while reducing solar heat.
- Four spires rise an additional 200 feet above the roof surface achieving a total height of 357 feet from the ground. Several steel cables secured at the top of each spire will be extended to the roof to provide additional structural support. Cable diameters range between 3.5" to 5.5" in diameter.

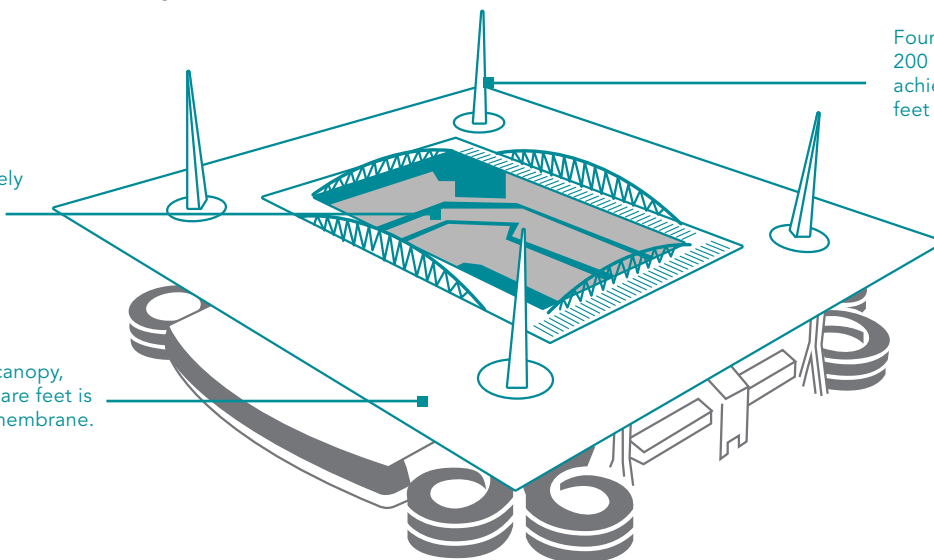
FIELD FACTS

- First team in the NFL to use Paspalum Platinum (shorter versions are Platinum TE or TE). The TE species works well in warm climates with growth not hindered in shade.
- Texture: Courser, thicker grass
- Feel: TE is thicker and lusher so there is a difference in feel and cushion in footing
- Sustainability: More shade tolerance
- Growth: TE grows aggressively and requires less nitrogen in the fertilizer than Bermuda.
- Color Variation: TE is a lighter green shade.

Shades approximately 92 percent of fans (increase from 17 percent currently).

The main area of canopy, some 530,000 square feet is a single ply TPO membrane.

Four Spires rise an additional 200 feet above the roof surface achieving a total height of 357 feet from the ground





HARD ROCK STADIUM MODERNIZATION

ALL NEW BANKUNITED CLUB LEVEL

The 2017 renovation brought additional luxury to the midsection of the stadium, renovating the BankUnited Club Level.

- Hard Rock Stadium's 147 suites were completely renovated during the 2016-2017 offseason. These suites offer luxury and comfort in the ultimate setting to watch any event.
- Suites vary in size from 10 seats up to 50 seats offering air conditioning and NFL Sunday Ticket, multi-feed sound systems, refrigerators, ice-makers and private telephone services.
- Suite attendants provide personal service in each suite during the games. Centerplate caters the suites with a wide-variety of food and beverages from which to choose.

New in 2017, Hard Rock Stadium features Theatre Boxes on the BankUnited Club Level. These 4-6 person individual boxes are located in a shared suite environment with inclusive food and beverage. Hard Rock Stadium also debuted four new corner clubs, – including the new UHealth, University of Miami Health System Cornerstone Club – giving suite members access to the corner's interior space and bar.



PHASE III

Unveiled in 2017 are remodeled, modernized suites throughout the stadium offering a more intimate club space on the BankUnited Club Level with improved amenities and food, as well as the addition of theatre boxes and four new corner clubs.

Phase III of the renovation brought new party terraces on the 300 level of Hard Rock Stadium. These party terraces have a bar that services guests on the concourse, as well as a double-sided bar with awesome views of the field. Each corner includes two semi-private spaces that each can hold up to 100 people – creating a new experience for a total of 800 guests per event. The Dolphins additionally have made a commitment to donate a party terrace of 100 military tickets each game to local troops serving our country.

Throughout Phase III of the renovation, the exterior of the facility saw enhancements in the redesign of the parking lots and landscaping.

A NEW LUXURY PARTNERSHIP

Hard Rock Stadium has attracted world-renowned iconic brands to the space, including a great partnership with Aston Martin Residences Miami. Luxury real estate company G&G Business Developments and the Miami Dolphins announced a long-term partnership to rename The NINE hosted by Aston Martin Residences at 300 Biscayne Boulevard Way.

During the Phase III renovations, The NINE also received new teak flooring, enhancing the most luxurious atmosphere in sports to create the feel of watching a game from the back of a yacht.





MIAMI DOLPHINS IN THE COMMUNITY

MIAMI DOLPHINS TO TAKE POPULAR DIGITAL SHOW TO HIGH SCHOOLS ACROSS MIAMI-DADE AND BROWARD COUNTIES AS PART OF "THE AUDIBLE: FOOTBALL FRIDAYS"

Miami, Fla. – The Miami Dolphins announced they will travel to high school games across Miami-Dade and Broward counties as part of "The Audible: Football Fridays." The 30-minute pregame show will be hosted by former Dolphins alumni Kim Bokamper and Joe Rose. The social and interactive program will promote high school football in both counties, talk about the upcoming Dolphins game and will be available on Facebook Live, Periscope and YouTube.

"The Miami Dolphins are committed to celebrating football throughout South Florida and we feel that bringing The Audible to these Friday night contests will help spotlight the character, leadership and teamwork associated with this great game," Miami Dolphins Senior Vice President for Communications & Community Affairs Jason Jenkins said. "We are excited to partner with the Greater Miami Athletic Conference and Broward County Athletic Association and look forward to an exciting year."

"The Audible: Football Fridays" kicked off on Aug. 25 with the second annual Best of Dade vs. Best of Broward games, featuring Deerfield vs. Carol City and Cardinal Gibbons vs. Miami Southridge at Traz Powell Stadium and conclude with the Dade vs. Broward All Star Game, presented by Broward College. In between these contests, fans will have the chance to hear analysis, discussion and insight on a diverse set of games in the area.

"The Broward County Athletic Association is super excited to launch this new initiative with the Miami Dolphins," Broward County Athletic Director Shawn Cerra said. "Together, we are creating an opportunity to emphasize the importance of sportsmanship while showcasing the phenomenal football players, teams and coaches within the South Florida area. This is just another example of the innovative partnership we have built over the past decade."

"Miami Dade County Public Schools welcomes the opportunity to collaborate with the Miami Dolphins organization to enrich the lives of our students," Miami-Dade County Public Schools Assistant Superintendent Stafford Cone said. "This interactive program will provide a platform to further build students' character and highlight their rich athletic talents. The use of social media will provide participants a communications channel to enhance, promote and voice support within our community."

"THE AUDIBLE: FOOTBALL FRIDAYS" HIGH SCHOOL GAMES

DATE	TIME	GAME	LOCATION
8/25	7:30 p.m.	Deerfield Beach at Carol City	Traz Powell Stadium
9/1	7:30 p.m.	Southridge vs. North Miami	Ronald L. Book Athletic Stadium
9/8	7:30 p.m.	Edison at Norland	Canceled due to Hurricane Irma
9/22	7:30 p.m.	Booker T. Washington at Northwestern	Traz Powell Stadium
10/6	7 p.m.	Coral Springs at Stoneman Douglas	Stoneman Douglas High School
10/13	TBD	Coral Park at Coral Gables	Coral Gables High School
10/20	7 p.m.	Hollywood Hills at Nova	Nova High School
10/27	7:30 p.m.	Hallandale at American Heritage	American Heritage
11/3	7 p.m.	Miramar at St. Thomas Aquinas	St. Thomas Aquinas
11/12/18	TBD	Dade vs. Broward All-Star Game presented by Broward College	TBD



Joe Rose and Kim Bokamper host The Audible: Football Friday and were joined by Dolphins CB Jordan Lucas and SVP of Alumni Relations and Dolphins alumni Nat Moore



MIAMI DOLPHINS IN THE COMMUNITY

STEPHEN ROSS PLEDGES \$1 MILLION TO LONG-TERM REBUILD AND RECOVERY EFFORTS IN THE AFTERMATH OF HURRICANE IRMA

MIAMI -- In the aftermath of Hurricane Irma, Stephen Ross has announced that he will pledge \$1 million to immediate and long-term rebuilding efforts for the region. In addition, the Miami Dolphins announced a series of efforts designed with the goal of helping the region in what will be a longstanding recovery process from the devastating storm.

"The devastation throughout Florida was heartbreaking, but I was inspired by the resilience and spirit of our state to help rebuild," said Ross. "Our most heartfelt thoughts and prayers go out to those impacted by Hurricane Irma and we are committed to helping in long term recovery efforts."

The organization will immediately deploy its Miami Dolphins Special Teams powered by AARP Foundation volunteer program to assist with much needed rebuilding projects in Miami-Dade, Broward and Palm Beach counties. This volunteer program was created to enlist, mobilize and support community efforts in times of emergency.

In addition, the Dolphins have partnered with AARP Foundation on a dollar for dollar matching campaign, with 100 percent of the money raised going directly into the community. Created to support the victims of the hurricane, especially those who are low-income and age 50-plus, these donations collected through the disaster relief fund will impact those in need.

Lastly, the team will assess long-term damage and collaborate with local and regional community partners involved with critical relief and rebuilding efforts in Monroe and Collier counties along with the Florida Keys.

For more information on how to volunteer with relief efforts or to request help with a rebuilding project, visit Dolphins.com/hurricanerelief. To donate and learn more about the AARP Foundation Miami Dolphins Hurricane Irma Relief Fund, www.aarpfoundation.org/irma.

DOLPHINS PLAYERS DISPLACED BY IRMA RESCUE HIGH SCHOOL FOOTBALL TEAM IRMA STRANDED IN VEGAS

By: Armando Salguero | Miami Herald | September 14, 2017

Miami Dolphins players, spending their week practicing in California because of Hurricane Irma, know something about being displaced.

So when news reached the players that Central High School's football team was basically stranded and financially strapped in Las Vegas because Irma ruined scheduled travel plans, the local professional team decided to provide aid for the local prep team.

Dolphins players are paying for lodging and transportation costs for the Central traveling party of 69 players, coaches and administrators -- costs that had rocketed for Central (pardon the pun) to multiple tens of thousands of dollars.

"I'm ecstatic because anytime you see an organization like the Dolphins think about and take care of a high school team like ourselves, that's amazing," said Central coach Roland Smith, who incidentally was drafted by the Dolphins in 1991 out of the University of Miami.

The Rockets on Friday upset three-time national champion Bishop Gorman, a private school in Summerlin, Nev. And Central is ranked No. 16 nationally by USA Today. But being nationally ranked doesn't mean Central is funded like a national program.

"We don't have a budget like the Dolphins," Smith said. "We don't have a budget like a college. We don't have a national budget to stay extra days after a game and stuff like that."

But that's exactly what Central had to do because their flight back to South Florida last weekend was canceled when the storm threatened Florida. And other flights weren't exactly capable of taking on 69 extra passengers at once.

So the SpringHill Suites near the Las Vegas Convention Center became home. A stay that was supposed to end Sunday will extend for some members of the Central party until Friday before they can finally get home. The group is leaving in staggered parties of six, seven, and eight people per flight.

The Dolphins heard of Central's situation through various connections. Manager of youth programs Troy Drayton got a phone call informing him of the situation. Others read about the Central's situation in a Miami Herald article.

Then players heard about it. A couple decided to help. And then a couple more. And then more.

Early on receiver Kenny Stills, defensive tackle Ndamukong Suh, safety Reshad Jones, and receiver Jarvis Landry agreed to contribute money to pay Central's bill. Linebacker Lawrence Timmons joined in late Wednesday evening. DeVante Parker and Laremy Tunsil also joined in.

The Dolphins also worked out a deal with Dignitary Transportation and that service will pick up the Central arrivals at the airport and drop them off at the school.

"We don't have big booster clubs like other schools have that can take care of things like this," Smith said. "But when you have an organization the kids look up to and they step forward, it's an awesome thing."



DOLPHINS RADIO

CEFALO, GRIESE, ROSE AND BOKAMPER RETURN ON MIAMI DOLPHINS RADIO NETWORK IN 2017

On May 19, 2016, the Miami Dolphins announced a multi-year radio broadcast rights partnership with Miami's Sportsradio 560 WQAM, with the station becoming the official English flagship radio partner of the franchise. In addition, all Dolphins games are simulcast on KISS 99.9 FM "South Florida's NEW Country" and feature expanded pre-, halftime and postgame shows. The games also can be heard on Dolphins.com and throughout South and Central Florida on a variety of stations that make up the Miami Dolphins Radio Network.

The Dolphins previously had their games broadcast on Miami's Sportsradio 560 WQAM during the 1997-2004 and 2007-09 seasons.



As part of the agreement, Sportsradio 560 WQAM has the English radio broadcast rights for all preseason, regular season and playoff games. Dolphins fans who tune into Miami's Sportsradio 560 WQAM have the opportunity to listen to live broadcasts of Head Coach Adam Gase's day-after-game press conferences and "Dolphins Friday," a day of Dolphins-centric content on the station featuring interviews with players, coaches and team executives. Additionally, CBS Radio Miami promotes Miami Dolphins Foundation and community initiatives across multiple platforms.



Bob Griese, Joe Rose and Jimmy Cefalo



The preseason English radio broadcast team on Sportsradio 560 WQAM consists of three Dolphins alumni in the booth. Former wide receiver Jimmy Cefalo handles the play-by-play duties with former tight end Joe Rose and, for select games, former Hall of Fame defensive end Jason Taylor providing the game analysis. During the regular season, Cefalo and Rose are joined by former Hall of Fame quarterback Bob Griese serving as an analyst with former Dolphins Pro Bowl linebacker/defensive end Kim Bokamper reporting from the sidelines.



Univision Deportes Radio 1140 AM is the Dolphins official Spanish radio broadcast partner for all preseason, regular season and playoff games. Raul Striker Jr. handles play-by-play duties with Eduardo Martell as a color analyst. WQBA 1140 AM additionally airs a pregame show and postgame show.

The following is a list of radio stations on The Miami Dolphins Radio Network in 2017 (as of printing):

2017 MIAMI DOLPHINS RADIO NETWORKS

LOCATION	NETWORK	LOCATION	NETWORK
Fort Lauderdale	WQAM 560 AM	Miami	KISS 99.9 FM
Fort Lauderdale	KISS 99.9 FM	Miami	WQBA 1140 AM
Fort Lauderdale (Spanish)	WQBA 1140 AM	Orlando	ESPN 580 AM
Fort Myers	WRXK 96.1 FM	Port St. Lucie	WPSL AM 1590
Key West	WKWF 1600 AM	West Palm Beach	ESPN 106.3 FM
Miami	WQAM 560 AM	West Palm Beach	ESPN Deportes 760 AM (Spanish)
Miami	WQAM 560 AM	West Palm Beach	ESPN Deportes 760 AM (Spanish)



HALL OF FAME DEFENSIVE END/LINEBACKER JASON TAYLOR

Defensive end Jason Taylor was elected to the Pro Football Hall of Fame on Feb. 4, 2017 and inducted into the Hall of Fame on Aug. 5, 2017.

JASON TAYLOR BY THE NUMBERS

- 2** One of two Dolphins defenders to be elected to the Hall of Fame, joining Nick Buoniconti.
- 3** First-team All-Pro selections (2000, 2002, 2006). He also earned a second-team All-Pro selection in 2001.
- 5** One of five Dolphins to be elected to the Hall of Fame in his first year of eligibility, joining Don Shula, Dan Marino, Jim Langer and Paul Warfield.
- 6** Pro Bowl selections in his career (2000, 2002, 2004-07).
- 6** Number of double-digit sack seasons in his 15-year NFL career.
- 9** Touchdowns scored in his career - all with Miami. Six were scored via fumble return and the other three were on interception returns. It's the highest number of touchdowns in NFL history by a player who was primarily a defensive lineman or linebacker.
- 10** One of 10 defensive linemen to ever be elected to the Hall of Fame in his first year of eligibility, joining Joe Greene, Deacon Jones, Bob Lilly, Gino Marchetti, Merlin Olsen, Warren Sapp, Bruce Smith, Randy White and Reggie White.
- 11.5** The most number of career sacks he had on an individual quarterback, New England's Tom Brady.
- 26** Number of multi-sack games in his 15-year NFL career.
- 29** Number of opponent fumble recoveries in his career, tying the NFL record with Jim Marshall.
- 30** Total number of teams he recorded at least 0.5 sack against in his career. The only two teams he didn't record a sack against were Kansas City and the New York Giants.
- 70** Total number of different quarterbacks that he sacked in his 15-year NFL career.
- 99** Total passes defended, the most by an NFL defensive lineman since the stat became official in 1994.
- 139.5** Total number of sacks in his 15-year NFL career, which is a Dolphins team record and ranks No. 7 in NFL history.
- 2006** The year he won the NFL's Defensive Player of the Year award when he recorded 13.5 sacks, nine forced fumbles, two fumble recoveries and two interceptions.
- 2007** The year he won the NFL's Walter Payton Man of the Year Award, the only league honor that recognizes both on-field and off-field contributions.





DEPTH CHART

OFFENSE

POS	NO	NAME (GP/GS)	NO	NAME (GP/GS)	NO	NAME (GP/GS)	NO	NAME (GP/GS)
WR	10	Kenny Stills (1/1)	88	Leonte Carroo (1/0)				
LT	67	Laremy Tunsil (1/1)	79	Sam Young (0/0)				
LG	65	Anthony Steen (1/1)	77	Jesse Davis (1/0)				
C	51	Mike Pouncey (1/1)	64	Jake Brendel (1/0)				
RG	74	Jermon Bushrod (1/1)	<u>68</u>	Isaac Asiata (0/0)				
RT	70	Ja'Wuan James (1/1)	<u>72</u>	Eric Smith (0/0)				
TE	89	Julius Thomas (1/1)	80	Anthony Fasano (1/0)	48	MarQueis Gray (1/0)		
QB	6	Jay Cutler (1/1)	8	Matt Moore (0/0)				
RB	23	Jay Ajayi (1/1)	26	Damien Williams (1/0)	32	Kenyan Drake (1/0)	34	Senorise Perry (1/0)
WR	14	Jarvis Landry (1/1)						
WR	11	DeVante Parker (1/1)	19	Jakeem Grant (1/0)				

DEFENSE

POS	NO	NAME (GP/GS)	NO	NAME (GP/GS)	NO	NAME (GP/GS)	NO	NAME (GP/GS)
DE	50	Andre Branch (1/1)	<u>90</u>	Charles Harris (1/0)	78	Terrence Fede (1/0)		
DT	93	Ndamukong Suh (1/1)	<u>56</u>	Davon Godchaux (1/0)				
DT	97	Jordan Phillips (1/1)	<u>96</u>	Vincent Taylor (1/0)				
DE	91	Cameron Wake (1/1)	95	William Hayes (1/0)				
LB	47	Kiko Alonso (1/1)	<u>59</u>	Chase Allen (1/1)				
LB	45	Mike Hull (1/1)	58	Rey Mauluga (0/0)				
LB	94	Lawrence Timmons (0/0)	53	Justin March-Lillard (1/0)				
CB	41	Byron Maxwell (1/1)	28	Bobby McCain (1/0)	<u>30</u>	Cordrea Tankersley (0/0)	35	Walt Aikens (1/0)
CB	25	Xavien Howard (1/1)	42	Alterraun Verner (1/0)	<u>33</u>	Torry McTyer (0/0)		
S	20	Reshad Jones (1/1)	31	Michael Thomas (1/0)				
S	29	Nate Allen (1/1)	<u>27</u>	Maurice Smith (1/0)				

SPECIAL TEAMS

POS	NO	NAME (GP/GS)	NO	NAME (GP/GS)	NO	NAME (GP/GS)	NO	NAME (GP/GS)
K	1	Cody Parkey (1/0)						
P	<u>16</u>	Matt Haack (1/0)						
KO	1	Cody Parkey (1/0)	<u>16</u>	Matt Haack (1/0)				
H	<u>16</u>	Matt Haack (1/0)						
LS	92	John Denney (1/0)						
KOR	19	Jakeem Grant (1/0)	32	Kenyan Drake (1/0)	26	Damien Williams (1/0)	34	Senorise Perry (1/0)
PR	19	Jakeem Grant (1/0)	32	Kenyan Drake (1/0)				

*Underlined players are rookies
* Did not play last week due to injury*



PROJECTED CONTRIBUTORS: OFFENSE

QB 6



JAY CUTLER | 6-3 | 231 | VANDERBILT

- **LAST GAME:** at L.A. Chargers (9/17): 24-of-33 (72.7 pct.), 230 yds, 1 TD.
- Posted a 101.8 rating in his first game with the Dolphins - the 40th game of his career with a 100-plus rating.
- His 209 career TD passes are ninth among active NFL quarterbacks.

MATT MOORE | 6-3 | 219

QB 8



- Is 223-of-350 (63.7 pct.) for 2,754 yds., 21 TDs, 9 INTs and a 97.3 rating in past 13 starts, dating back to 2011 (incl. postseason).
- Second in NFL with 118.8 passer rating in the red zone in 2016 (min. 6 attempts).

RB 23



JAY AJAYI | 6-0 | 223 | BOISE STATE

- **LAST GAME:** at L.A. Chargers (9/17): 28 att. for 122 yds. (4.4 avg.).
- Totaled the fifth 100-yard game of his career in the season opener.
- His 1,272 rushing yards in 2016 were third in team history.
- Selected to play in his first Pro Bowl following the 2016 season.

DAMIEN WILLIAMS | 5-11 | 224

RB 26



- Had 6 TDs in 2016 (three rushing and three receiving), which shattered his previous career best of one.
- His 249 receiving yards were fifth-most on the team in 2016 and his 23 receptions are sixth-best.

WR 14



JARVIS LANDRY | 5-11 | 208 | LSU

- **LAST GAME:** at L.A. Chargers (9/17): 13 rec. for 78 yds. (6.0 avg.).
- Tied for second-most receptions (13) by a Dolphin in a game last week.
- His 94 receptions in 2016 were second in single-season team history.
- Is one of six Dolphins to ever post back-to-back 1,000-yard receiving seasons.

KENYAN DRAKE | 6-1 | 211

RB 32



- In 2016, became first Dolphins player with two kickoff returns for 70-plus yards since Ted Ginn in 2009.
- His three career touchdowns were from 96 (kickoff), 45 (rushing) and 7 (rushing) yards out.

WR 10



KENNY STILLS | 6-1 | 196 | OKLAHOMA

- **LAST GAME:** at L.A. Chargers (9/17): 2 rec. for 37 yds. (18.5 avg.), 1 TD.
- Set a new career high with nine touchdowns last season
- Third in the NFL with a 17.3 yards per reception average in 2016.
- First Dolphins WR since 1986 with three 50-plus yard TDs in same season.

SENORISE PERRY | 6-0 | 210

RB 34



- Partially blocked a punt in the season opener at L.A. Chargers.
- Spent 11 games on Dolphins practice squad in 2016.
- Has 10 career special teams tackles.

WR 11



DeVANTE PARKER | 6-3 | 212 | LOUISVILLE

- **LAST GAME:** at L.A. Chargers (9/17): 4 rec. for 85 yds. (21.3 avg.).
- Caught two 31-yard passes in season opener last week at LAC.
- Has 35 rec. for 526 yards (15.0 avg.) and 3 TDs in past 9 reg. season gms.
- Averages 15.4 yards per reception during his career.

LEONTE CARROO | 6-1 | 215

WR 88



- Caught first career touchdown on a 15-yard reception vs. San Francisco on 11/27/16.
- Selected in the third round (86th overall) of the 2016 NFL draft by Miami.
- Rutgers all-time career leader with 29 receiving TDs.

TE 89



JULIUS THOMAS | 6-5 | 262 | PORTLAND STATE

- **LAST GAME:** at L.A. Chargers (9/17): 3 rec. for 26 yds. (8.7 avg.).
- Is second among tight ends with 33 TD receptions since 2013.
- Caught a TD in four straight games last year.
- Tied for NFL TE lead with 12 TD receptions in 2014.

JAKEEM GRANT | 5-7 | 169

WR 19



- Caught four passes for 141 yds. (35.3 avg.) including a 65-yard TD in final preseason game at Minnesota (8/31).
- Shifted from slot to outside receiver in 2017.
- All-time leading receiver in Texas Tech history (3,289 yards).

LT 67



LAREMY TUNSIL | 6-5 | 318 | MISSISSIPPI

- **LAST GAME:** at L.A. Chargers (9/17): Started at left tackle.
- Became first player in team history to start at least one game at both guard and tackle in his rookie season in 2016
- Allowed just 1.5 sacks in 14 games as a rookie in 2016.

ANTHONY FASANO | 6-4 | 258

TE 80



- Among all-time Dolphins tight ends leaders, he is second in TDs (23), third in receptions (177) and third in receiving yds. (2,104).
- Started 76 games in five seasons with Miami (2008-12).
- Played in 39 consecutive games dating back to 2014.

LG 65



ANTHONY STEEN | 6-4 | 320 | ALABAMA

- **LAST GAME:** at L.A. Chargers (9/17): Started at left guard.
- Started at left guard for the first time in his career in the season opener.
- Started seven games at center in 2016.
- Committed just two penalties and did not allow a sack in 2016.

MARQUEIS GRAY | 6-4 | 263

TE 48



- Started in the AFC Wild Card game at Pittsburgh last year.
- Has played in 46 career games with 14 starts for Cleveland (2013), Minnesota (2014), Buffalo (2014-15) and Miami (2016-17).

C 51



MIKE POUNCEY | 6-5 | 298 | FLORIDA

- **LAST GAME:** at L.A. Chargers (9/17): Started at center.
- Team is 5-1 and averaged 147.2 rushing yards per game in his last six games (2016-17).
- Three-time Pro Bowl selection (2013-15)

RG 74



JERMON BUSHROD | 6-5 | 318 | TOWSON

- **LAST GAME:** at L.A. Chargers (9/17): Started at right guard.
- Played in 125 career games with 113 starts.
- Allowed just one penalty and no sacks in his past five games.
- Two-time Pro Bowl selection (2011 and 2012).

RT 70



JA'WAN JAMES | 6-6 | 307 | TENNESSEE

- **LAST GAME:** at L.A. Chargers (9/17): Started at right tackle.
- Started 17 straight games at right tackle.
- Has not allowed a sack in the past 12 regular season games.
- Was a first-round pick (19th overall) by Miami in the 2014 NFL draft.



PROJECTED CONTRIBUTORS: DEFENSE

DE 91



CAMERON WAKE | 6-3 | 263 | PENN STATE

- **LAST GAME:** at L.A. Chargers (9/17): 2 solo tackles.
- Second in Dolphins history with 81.5 career sacks.
- Since Week 6 of 2016, he's tied for third in the NFL in sacks (10.5)
- Five-time Pro Bowl selection (2010, 2012-14, 2016).

DT 93



NDAMUKONG SUH | 6-4 | 305 | NEBRASKA

- **LAST GAME:** at L.A. Chargers (9/17): 4 tackles (2 solo) and 2 TFL.
- Second-most sacks by an NFL defensive tackle since 2010 (47.0).
- Set a career high with 72 tackles (41 solo) last year.
- Five-time Pro Bowl selection (2010, 2012-14, 2016).

DT 97



JORDAN PHILLIPS | 6-6 | 335 | OKLAHOMA

- **LAST GAME:** at L.A. Chargers (9/17): 3 assisted tackles.
- Played a pivotal role on four turnovers or scoring plays last year, providing pressure on a Steelers interception, causing havoc on a Seahawks fumble, blocking an Arizona PAT and recording an interception vs. the N.Y. Jets.

DE 50



ANDRE BRANCH | 6-5 | 263 | CLEMSON

- **LAST GAME:** at L.A. Chargers (9/17): 2 tackles (1 solo).
- Has 40 tackles (24 solo), 4.5 sacks, 11 QBHs, 1 FF and 7 TFL since being inserted as a starter in Week 6 last year.
- Set a career high with 49 tackles (27 solo) in 2016.

LB 47



KIKO ALONSO | 6-3 | 239 | OREGON

- **LAST GAME:** at L.A. Chargers (9/17): 7 tackles (4 solo), 1 TFL.
- Ninth in the AFC with 115 total tackles (69 solo) in 2016.
- Tied for first in NFL with four fumble recoveries in 2016.
- Moved from middle linebacker to outside linebacker in 2017.

LB 45



MIKE HULL | 6-0 | 232 | PENN STATE

- **LAST GAME:** at L.A. Chargers (9/17): 10 tackles (7 solo), 1 TFL, 1 QBH.
- Led team with 10 tackles (seven solo) in his second career start, the season opener last week at the L.A. Chargers.
- Finished third in the NFL with 18 special teams tackles in 2016.

LB 94



LAWRENCE TIMMONS | 6-1 | 242 | FLORIDA STATE

- **LAST GAME:** at New England (AFC-C): 14 tackles (9 solo), 2 TFL.
- Has 893 tackles since 2009, third-most in the NFL.
- Was tied for 10th in the AFC with 114 tackles (78 solo) in 2016.
- One Pro Bowl selection (2014).

CB 41



BYRON MAXWELL | 6-1 | 203 | CLEMSON

- **LAST GAME:** at L.A. Chargers (9/17): 4 solo tackles.
- Set Dolphins record in 2016 for most forced fumbles by a defensive back (4).
- Had a career-high 15 passes defended in 2016, most by a Dolphin since 2008.

CB 25



XAVIEN HOWARD | 6-1 | 198 | BAYLOR

- **LAST GAME:** at L.A. Chargers (9/17): 7 tackles (6 solo).
- Recorded first career interception in the 2016 AFC Wild Card game at Pittsburgh.
- Missed nine games due to injury in rookie season (2016).

S 20



RESHAD JONES | 6-1 | 223 | GEORGIA

- **LAST GAME:** at L.A. Chargers (9/17): 6 tackles (5 solo).
- Led all NFL DBs with 135 tackles (106 solo) in 2015.
- Is second among all DBs in Dolphins history with nine career sacks.
- One Pro Bowl selection (2015).

S 29



NATE ALLEN | 6-1 | 214 | SOUTH FLORIDA

- **LAST GAME:** at L.A. Chargers (9/17): 5 tackles (3 solo).
- Played in 14 games with four starts for Oakland in 2016.
- Has 13 career interceptions and 34 passes defended in 94 games played.
- Signed with the Dolphins as an unrestricted free agent (Oak.) on 3/10/17.

WILLIAM HAYES | 6-3 | 278

DE 95



- Among active NFL defensive linemen, ranks No. 15 in tackles (315), No. 16 in games played (125) and No. 22 in sacks (35.5).

- Started 25 games in 2015-16 with the Rams.
- Acquired in a trade with L.A. Rams on 3/10/17.

CHARLES HARRIS | 6-3 | 250

DT 90



- First-round draft pick (22nd overall) out of Missouri.

- Two-time second-team All-SEC honoree.
- Played in 38 collegiate games with 25 starts and totaled 136 tackles (80 solo), 18 sacks and five FFs.

DAVON GODCHAUX | 6-3 | 305

DE 56



- Fifth-round draft pick (178th overall) out of LSU.

- Played in 37 collegiate games with 34 starts and recorded 145 tackles (51 solo), 12.5 sacks and two FFs.

- Totaled seven stops (four solo) in the 2017 preseason.

REY MAUALUGA | 6-2 | 258

LB 58



- Signed with the Dolphins on 8/19/17.

- Played in 114 career games with 104 starts for Cincinnati (2009-16).

- Recorded career totals of 580 tackles, four sacks, seven interceptions, 22 passes defended and 6 FFs.

CHASE ALLEN | 6-3 | 250

LB 59




- Was Miami's only rookie to start the season opener last week.

- One of five undrafted college free agents that made the Dolphins 53-man roster.

- Earned second-team All-MVFC honors in 2015.

ALTERRAUN VERNER | 5-10 | 187

CB 42



- Signed by the Dolphins on 7/25/17.

- Played in 111 career games with 70 starts for Tennessee (2010-13), Tampa Bay (2014-16) and Miami (2017).

- Selected to the Pro Bowl following the 2013 season.

BOBBY McCAIN | 5-11 | 192

CB 28



- Primarily a nickel/slot cornerback.

- Played in all 33 games of his NFL career with 12 starts, including eight starts in 2016.

- Totaled 68 career tackles (52 solo), one sack, one interception and one forced fumble.

MICHAEL THOMAS | 5-11 | 195

S 31



- Tied for the NFL lead with 19 special teams tackles in 2016.

- Tied for the NFL lead with 45 special teams tackles since 2014.

- Totaled 120 career tackles (91 solo), 1 sack & 1 INT.



2017 MIAMI DOLPHINS TRANSACTIONS (as of September 18, 2017)

DATE	POS.	PLAYER/COACH	TRANSACTION	DATE	POS.	PLAYER/COACH	TRANSACTION
January 10	LB	Lamin Barrow	Signed to futures contract	May 5	DE	Cameron Malveaux	Signed as Undrafted College Free Agent
January 10	CB	Daniel Davie	Signed to futures contract	May 5	DE	Praise Martin-Oguke	Signed as Undrafted College Free Agent
January 10	G/T	Jesse Davis	Signed to futures contract	May 5	CB	Torry McTyer	Signed as Undrafted College Free Agent
January 10	QB	Brandon Doughty	Signed to futures contract	May 5	WR	Drew Morgan	Signed as Undrafted College Free Agent
January 10	RB	Storm Johnson	Signed to futures contract	May 5	WR	Francis Owusu	Signed as Undrafted College Free Agent
January 10	LB	Deon Lacey	Signed to futures contract	May 5	DE	Joby Saint Fleur	Signed as Undrafted College Free Agent
January 10	DE	Arthur Miley	Signed to futures contract	May 5	RB	De'Veon Smith	Signed as Undrafted College Free Agent
January 10	TE	Chris Pantale	Signed to futures contract	May 5	T	Eric Smith	Signed as Undrafted College Free Agent
January 10	RB	Senorise Perry	Signed to futures contract	May 5	S	Maurice Smith	Signed as Undrafted College Free Agent
January 10	T	Terry Poole	Signed to futures contract	May 5	WR	Damore'ea Stringfellow	Signed as Undrafted College Free Agent
January 10	DE	Julius Warmsley	Signed to futures contract	May 5	LB	Raekwon McMillan	Signed (D2, '17)
January 10	LB	Brandon Watts	Signed to futures contract	May 5	CB	Cordrea Tankersley	Signed (D3, '17)
January 12	DT	Lawrence Okoye	Signed to futures contract	May 5	G	Isaac Asiata	Signed (D5a, '17)
January 12		Matt Burke	Named Defensive Coordinator	May 5	DT	Vincent Taylor	Signed (D6, '17)
January 19		Darren Rizzi	Promoted to Associate Head Coach/Sp. Teams Coord.	May 5	WR	Isaiah Ford	Signed (D7, '17)
January 19		Chris Kuper	Promoted to Assistant Offensive Line Coach	May 11	RB	Damien Williams	Signed Restricted Free Agent Tender
January 19		Frank Bush	Named Assistant Head Coach/Linebackers Coach	May 16	DT	Davon Godchaux	Signed (D5b, '17)
February 10		Josh Grizzard	Named Offensive Quality Control	May 24	DE	Charles Harris	Signed (D1, '17)
February 10		Andre Carter	Named Assistant Defensive Line Coach	June 8	WR	Mitch Mathews	Signed as FA
February 10		Chris Foerster	Promoted to Run Game Coord./Offensive Line Coach	July 21	RB	De'Veon Smith	Placed on Active/Physically Unable to Perform List
February 16	DE	Mario Williams	Released	July 21	T	Eric Smith	Placed on Active/Physically Unable to Perform List
February 16	DT	Earl Mitchell	Released	July 25	CB	Alterraun Verner	Signed as FA
February 16	CB	Ifo Ekpre-Olomu	Waived	July 25	LB	Koa Misi	Placed on Reserve/Injured List
February 18	DE	Cameron Wake	Signed Contract Extension	July 27	WR	Rashawn Scott	Placed on Active/Physically Unable to Perform List
February 21	LS	Winston Chapman	Signed as FA	July 27	S	Reshad Jones	Placed on Active/Non-Football Injury List
March 8	CB	Lafayette Pitts	Placed Exclusive Rights Tender	July 27	T	Avery Young	Placed on Active/Non-Football Injury List
March 8	C/G	Anthony Steen	Placed Exclusive Rights Tender	July 27	RB	De'Veon Smith	Activated from Active/Physically Unable to Perform List
March 8	LB	Mike Hull	Placed Exclusive Rights Tender	July 27	T	Eric Smith	Activated from Active/Physically Unable to Perform List
March 8	TE	Thomas Duarte	Placed Exclusive Rights Tender	July 30	WR	Jordan Westerkamp	Signed as FA
March 8	WR	Kenny Stills	Re-Signed	July 30	LB	Lamin Barrow	Waived/Injured
March 9	LB	Kiko Alonso	Placed First Round Restricted Free Agent Tender	Aug. 2	S	Reshad Jones	Activated from Active/Non-Football Injury List
March 9	RB	Damien Williams	Placed Original Round Restricted Free Agents Tender	Aug. 4	T	Kwayde Miller	Signed as FA
March 9	S	Michael Thomas	Placed Original Round Restricted Free Agents Tender	Aug. 4	T	Avery Young	Activated from Active/Non-Football Injury List
March 9	DE	Nick Williams	Restructured Contract	Aug. 5	T	Terry Poole	Waived
March 9	TE	Julius Thomas	Acquired by Miami in Trade (Jax.)	Aug. 5	G	Isame Faciane	Signed as FA
March 9	T	Branden Albert	Traded (Jax.)	Aug. 7	QB	Jay Cutler	Signed as FA
March 9	TE	Anthony Fasano	Signed as UFA (Ten.)	Aug. 7	DE	Arthur Miley	Waived
March 9	S	Reshad Jones	Signed Contract Extension	Aug. 12	LB	Junior Sylvestre	Signed as FA
March 10	DE	Andre Branch	Re-Signed	Aug. 12	QB	Ryan Tannehill	Placed on Reserve/Injured List
March 10	LS	John Denney	Re-Signed	Aug. 15	WR	Trey Griffey	Signed as FA
March 10	S	Isa Abdul-Quddus	Waived/Failed Physical	Aug. 15	T	Sean Hickey	Signed as FA
March 10	LB	Lawrence Timmons	Signed as UFA (Pit.)	Aug. 15	WR	Rashad Lawrence	Signed as FA
March 10	S	Nate Allen	Signed as UFA (Oak.)	Aug. 15	T	Kwayde Miller	Waived
March 10	DE	William Hayes	Acquired by Miami in Trade (LAR)	Aug. 15	WR	Francis Owusu	Waived/Injured
March 10	C/G	Ted Larsen	Signed as UFA (Chi.)	Aug. 15	WR	Jordan Westerkamp	Waived/Injury Settlement
March 16	G/T	Jermon Bushrod	Re-Signed	Aug. 18	WR	Isaiah Ford	Waived/Injured
March 21	LB	Kiko Alonso	Signed Contract Extension	Aug. 18	WR	Francis Owusu	Waived/Injury Settlement
March 22	T	Avery Young	Signed as FA	Aug. 19	LB	Rey Maualuga	Signed as FA
March 22	CB	Daniel Davie	Waived/Non-Football Injury	Aug. 26	C/G	Kraig Urbik	Released/Injury Settlement
March 31	S	T.J. McDonald	Signed as UFA (LAR)	Sept. 2	S	T.J. McDonald	Signed contract extension
March 31	DE	Dion Jordan	Waived/Failed Physical	Sept. 2	CB	Tony Lippett	Placed on Reserve/Injured List
April 5	QB	David Fales	Signed as FA	Sept. 2	LB	Raekwon McMillan	Placed on Reserve/Injured List
April 13	TE	Thomas Duarte	Signed Exclusive Rights Tender	Sept. 2	S	T.J. McDonald	Placed on Reserve/Suspended List
April 13	CB	Lafayette Pitts	Signed Exclusive Rights Tender	Sept. 2	WR	Rashawn Scott	Placed on Reserve/Physically Unable to Perform List
April 17	LB	Mike Hull	Signed Exclusive Rights Tender	Sept. 2	DE	Nick Williams	Released
April 17	C/G	Anthony Steen	Signed Exclusive Rights Tender	Sept. 2	T	Sam Young	Released
April 17	S	Michael Thomas	Signed Restricted Free Agent Tender	Sept. 2	LB	Neville Hewitt	Waived/Injured
April 27	DE	Charles Harris	Selected in NFL draft - D1, '17	Sept. 2	LB	Brandon Watts	Waived/Injured
April 28	LB	Raekwon McMillan	Selected in NFL draft - D2, '17	Sept. 2	LS	Winston Chapman	Waived
April 28	CB	Cordrea Tankersley	Selected in NFL draft - D3, '17	Sept. 2	P	Matt Darr	Waived
April 29	G	Isaac Asiata	Selected in NFL draft - D5a, '17	Sept. 2	QB	Brandon Doughty	Waived
April 29	DT	Davon Godchaux	Selected in NFL draft - D5b, '17	Sept. 2	TE	Thomas Duarte	Waived
April 29	DT	Vincent Taylor	Selected in NFL draft - D6, '17	Sept. 2	G	Isame Faciane	Waived
April 29	WR	Isaiah Ford	Selected in NFL draft - D7, '17	Sept. 2	QB	David Fales	Waived
May 1	T	Ja'Wuan James	Team Exercises Fifth-Year Option	Sept. 2	WR	Trey Griffey	Waived
May 5	LB	Chase Allen	Signed as Undrafted College Free Agent	Sept. 2	S	A.J. Hendy	Waived
May 5	P	Matt Haack	Signed as Undrafted College Free Agent	Sept. 2	T	Sean Hickey	Waived
May 5	CB	Larry Hope	Signed as Undrafted College Free Agent	Sept. 2	CB	Larry Hope	Waived
May 5	WR	Malcolm Lewis	Signed as Undrafted College Free Agent	Sept. 2	RB	Storm Johnson	Waived



2017 MIAMI DOLPHINS TRANSACTIONS (as of September 18, 2017)

DATE	POS.	PLAYER/COACH	TRANSACTION
Sept. 2	LB	Deon Lacey	Waived
Sept. 2	WR	Rashad Lawrence	Waived
Sept. 2	WR	Malcolm Lewis	Waived
Sept. 2	CB	Jordan Lucas	Waived
Sept. 2	DE	Cameron Malveaux	Waived
Sept. 2	DE	Praise Martin-Oguike	Waived
Sept. 2	WR	Mitch Mathews	Waived
Sept. 2	WR	Drew Morgan	Waived
Sept. 2	DT	Lawrence Okoye	Waived
Sept. 2	TE	Chris Pantale	Waived
Sept. 2	CB	Lafayette Pitts	Waived
Sept. 2	DE	Joby Saint Fleur	Waived
Sept. 2	RB	De'Veon Smith	Waived
Sept. 2	WR	Damore'ea Stringellow	Waived
Sept. 2	LB	Junior Sylvestre	Waived
Sept. 2	DE	Julius Warmesley	Waived
Sept. 2	T	Avery Young	Waived
Sept. 3	K	Cody Parkey	Acquired from waivers (Cle.)
Sept. 3	LB	Justin March-Lillard	Acquired from waivers (K.C.)
Sept. 3	K	Andrew Franks	Waived
Sept. 3	LB	Trevor Reilly	Waived
Sept. 3	QB	Brandon Doughty	Signed to practice squad
Sept. 3	TE	Thomas Duarte	Signed to practice squad
Sept. 3	T	Sean Hickey	Signed to practice squad
Sept. 3	WR	Malcolm Lewis	Signed to practice squad
Sept. 3	CB	Jordan Lucas	Signed to practice squad
Sept. 3	DE	Cameron Malveaux	Signed to practice squad
Sept. 3	WR	Drew Morgan	Signed to practice squad
Sept. 3	RB	De'Veon Smith	Signed to practice squad
Sept. 4	C/G	Ted Larsen	Placed on Reserve/Injured List
Sept. 4	T	Sam Young	Signed as FA
Sept. 4	DT	Gabe Wright	Signed to practice squad
Sept. 4	LB	Trevor Reilly	Signed to practice squad



2017 MIAMI DOLPHINS - HOW THEY WERE ACQUIRED (as of September 18, 2017)

	DRAFT (20)	TRADES (5)	WAIVERS (2)	FREE AGENTS (26)
2005				LS John Denney
2009				DE Cameron Wake
2010	S Reshad Jones (5b)			
2011	C Mike Pouncey (1)			QB Matt Moore (Car.)
2012				
2013				S Michael Thomas
2014	T Ja'Wuan James (1) WR Jarvis Landry (2) CB/S Walt Aikens (4) DE Terrence Fede (7)			RB Damien Williams
2015	WR DeVante Parker (1) DT Jordan Phillips (2) CB Bobby McCain (5a) RB Jay Ajayi (5b)	WR Kenny Stills (N.O.)		LB Mike Hull DT Ndamukong Suh (Det.)
2016	T Laremy Tunsil (1) CB Xavien Howard (2) RB Kenyan Drake (3a) WR Leonte Carroo (3b) WR Jakeem Grant (6a)	LB Kiko Alonso (Phi.) CB Byron Maxwell (Phi.)		DE Andre Branch (Jax.) C Jake Brendel G/T Jermon Bushrod TE MarQueis Gray RB Senorise Perry C/G Anthony Steen T Sam Young
2017	DE Charles Harris (1) CB Cordrea Tankersley (3) G Isaac Asiata (5a) DT Davon Godchaux (5b) DT Vincent Taylor (6)	DE William Hayes (LAR) TE Julius Thomas (Jax.)	LB Justin March-Lillard (K.C.) K Cody Parkey (Cle.)	S Nate Allen (Oak.) LB Chase Allen QB Jay Cutler G/T Jesse Davis TE Anthony Fasano (Ten.) P Matt Haack LB Rey Mauluga CB Torry McTyer T Eric Smith S Maurice Smith LB Lawrence Timmons (Pit.) CB Alterraun Verner



GAME RECAPS

GAME 1

SEPT. 17, 2017 | CARSON, CALIF.
STUBHUB CENTER
ATTENDANCE: 25,381 | TV: CBS

SCORING SUMMARY

MIAMI 19

L.A. CHARGERS 17

	1	2	3	4	F
Miami	3	0	10	6	19
L.A. Chargers	0	10	7	0	17

In their long-awaited season debut, the Dolphins pulled off a remarkable fourth-quarter victory.

Cody Parkey's fourth field goal of the game, a 54-yarder with 1:05 remaining, gave the Dolphins a 19-17 victory against the Los Angeles Chargers at StubHub Center. Parkey, claimed off waivers from Cleveland on Sept. 3, improved to 6-for-6 in his career on field goals of 50 yards or longer.

The Dolphins clinched the victory on defense when Younghoe Koo missed a 44-yard field goal attempt with five seconds left.

Parkey's winning kick capped a 15-yard scoring drive after the Dolphins defense made a stop and Jakeem Grant had a 14-yard punt return. Jay Ajayi, who picked up where he left off last season by rushing for over 100 yards, started the drive with a 10-yard run.

Parkey earlier kicked field goals of 30, 28 and 35 yards, and Jay Cutler threw a 29-yard touchdown pass to Kenny Stills in his first game in a Dolphins uniform.

Antonio Gates for the Chargers on a 17-yard touchdown pass, which helped him set an NFL record for tight ends with his 112th career touchdown. Melvin Gordon scored on a 1-yard run and Younghoe Koo kicked a field goal in the first half.

Both offenses picked up considerably in the second half, starting with the Dolphins taking the opening drive 75 yards for the Stills touchdown that tied the score 10-10.

The drive began with an 11-yard pass to Landry and ended when Cutler rolled right and threw on the move to Stills, who beat linebacker Jatavis Brown in the end zone.

SCORING DRIVES

TEAM	QTR	TIME	PLAY (EXTRA POINT) (DRIVE INFO)	MIA	LAC
Dolphins	1	7:07	C.Parkey 30 yd. Field Goal (13-70, 6:18)	3	0
Chargers	2	13:41	Y.Koo 41 yd. Field Goal (6-23, 2:36)	3	3
Chargers	2	5:01	M.Gordon 1 yd. run (Y.Koo kick) (7-70, 3:57)	3	10
Dolphins	3	12:07	K.Stills 29 yd. pass from J.Cutler (C.Parkey kick) (7-75, 2:53)	10	10
Chargers	3	8:18	A.Gates 7 yd. pass from P.Rivers (Y.Koo kick) (8-77, 3:49)	10	17
Dolphins	3	2:43	C.Parkey 28 yd. Field Goal (12-67, 5:35)	13	17
Dolphins	4	6:28	C.Parkey 35 yd. Field Goal (14-64, 7:05)	16	17
Dolphins	4	1:05	C.Parkey 54 yd. Field Goal (5-15, 1:57)	19	17

GAME STATISTICS

RUSHING (Att-Yds-TD):

Miami: J. Ajayi 28-122, J. Cutler 2-(-1), K. Drake 1-(-3), J. Landry 1-(-7).
L.A. Chargers: B. Oliver 3-31, M. Gordon 9-13-1, D. Watt 1-0, P. Rivers 1-0.

PASSING (A-C-Y-TD-I):

Miami: J. Cutler 33-24-230-1-0, J. Landry 1-0-0-0-0.
L.A. Chargers: P. Rivers 39-31-331-1-0.

RECEIVING (Rec-Yds-TD):

Miami: J. Landry 13-78, D. Parker 4-85, J. Thomas 3-26, K. Stills 2-37-1, J. Ajayi 2-4.
L.A. Chargers: K. Allen 9-100, H. Henry 7-80, M. Gordon 7-65, Ty. Williams 4-54, A. Gates 2-11-1, T. Benjamin 1-11, S. McGrath 1-10.

SACKS (Sk-Yds):

Miami: W. Hayes 1-8.
L.A. Chargers: M. Ingram 1-5, C. McCain 1-0.

INTERCEPTIONS (Int-Yds):

Miami: None
L.A. Chargers: None

FORCED FUMBLES:

Miami: None.
L.A. Chargers: None.

FUMBLE RECOVERIES (No-Yds):

Miami: None.
L.A. Chargers: None.

TEAM STATS

	MIA	LAC
First Downs	21	24
Rushing	6	3
Passing	13	19
Penalty	2	2
3rd-Down Efficiency	5 for 13	2 for 8
4th-Down Efficiency	0 for 1	0 for 0
Total Net Yards	336	367
Total Net Plays	68	54
Average Gain	4.9	6.8
Net Yards Rushing	111	44
Rushes	32	14
Yards per Rush	3.5	3.1
Net Yards Passing	225	323
Completed - Attempted	24-34	31-39
Yards per Pass Play	6.3	8.1
Sacked - Yards Lost	2-5	1-8
Had Intercepted	0	0
Punts - Average	3-130-43.3	4-170-42.5
Return Yardage	92	89
Punts - Return Yards	3-21	1-23
Kickoffs - Return Yards	3-71	4-66
Interceptions - Return Yards	0-0	0-0
Penalties - Yards	5-23	6-56
Fumbles - Lost	0-0	0-0
Red-Zone Efficiency	0 for 3	2 for 3
Goal-to-Go Efficiency	0 for 2	2 for 2
Time of Possession	33:22	26:38



STEPHEN M. ROSS



STEPHEN M.
ROSS

**CHAIRMAN OF THE BOARD/
MANAGING GENERAL PARTNER**

COLLEGE: MICHIGAN
NFL: 10TH SEASON // DOLPHINS: 10TH SEASON

Stephen M. Ross, Chairman and Founder of Related Companies – an international real estate firm – began his ownership interest in the Miami Dolphins in February of 2008 when he became a 50 percent partner with H. Wayne Huizenga in the team, Hard Rock Stadium and the surrounding developable land. He increased that share to a 95 percent ownership of the team and the stadium on Jan. 20, 2009 and assumed the responsibility of managing general partner of both the Dolphins and the stadium, which culminated one of his long-held dreams; Mr. Ross grew up in South Florida and the Dolphins have been a lifetime passion for him.

Under Mr. Ross' leadership, the Dolphins have become one of the most fan-friendly teams in the National Football League. They have significantly expanded the Miami Dolphins Foundation's presence in the South Florida community with a host of new civic and charitable initiatives. Additionally, Mr. Ross reached a unique agreement with Miami-Dade County in June 2014 to modernize the home stadium of the Miami Dolphins. Phase I of the project was completed in time for the 2015 season and changed every seat in the stadium, rebuilt the concourses on the 100 and 300 levels, moved seats 25-feet closer to the field on the north and south sidelines, introduced five new premium spaces and allowed fans to enjoy improved food, enhanced concourses and 16 new restroom facilities throughout the stadium. For the 2016 season, Hard Rock Stadium installed a state-of-the-art canopy that keeps as many as 92 percent of the spectators in the shade and protected from the rain and four giant high-definition video boards. Unveiled in 2017 are remodeled, modernized suites throughout the stadium offering a more intimate club space on the 200 level with improved amenities and food. Also, Mr. Ross has lived up to his pledge to provide the coaches, support staff and players all of the necessary resources to build a winning team, including a \$10 million renovation to make the club's training facility a state-of-the-art venue that incorporates the latest technology and advances.

Mr. Ross is committed to supporting the community that supports the Dolphins. He has strengthened the reach of the Miami Dolphins Foundation, offering tremendous support in the areas of education, health, volunteerism and youth programs. In May 2013, Ross pledged to give more than half of his estate to philanthropic causes and charitable organizations, including South Florida-based institutions. The commitment was made through the Giving Pledge, a long-term global initiative created by Warren Buffett and Bill and Melinda Gates that aims to inspire deeper engagement in philanthropy and increase charitable giving globally. As an NFL owner, he is using his platform to harness the unifying power of sport to advance race relations across the country through the establishment of the nonprofit organization Ross Initiative in Sports for Equality (RISE). The nonprofit's efforts have been so impactful, RISE was recognized in 2017 by ESPN's Humanitarian Awards for the Stuart Scott Enspire Award. The award celebrates people who have taken risk and used an innovative approach to helping the disadvantaged through the power of sports. Ross' efforts through RISE were honored as they personify the ethos of fairness, ethics, respect and fellowship with others.

Mr. Ross graduated from the University of Michigan with a Bachelor of Business Administration degree and from Wayne State University Law School with a Juris Doctor degree. He later received a Master of Laws in Taxation from New York University School of Law. In 2004, the University of Michigan renamed its business school the Stephen M. Ross School of Business at the University of Michigan and in 2011, the school awarded him an honorary Doctor of Laws degree at its commencement.





MIKE TANNENBAUM



Mike Tannenbaum enters his third season as the team's executive vice president of football operations after he was named to the role on Jan. 6, 2015. He originally joined the organization as a consultant in August 2014 and has 20 years of NFL experience at various levels of NFL personnel departments and front offices.

In his role, Tannenbaum oversees and coordinates the effort of football operations and administration. He works together with General Manager Chris Grier and Head Coach Adam Gase, and other senior executives in implementing the philosophy of building a championship caliber football team.

In Tannenbaum's first two seasons he has overseen a successful transition to a new head coach and general manager, and helped the Dolphins earn their first playoff berth in eight years with a 10-6 record in 2016.

One of the team's strategies to building a competitive roster is retaining its own core players. Since Tannenbaum's arrival in 2015, the Dolphins have re-signed or agreed to contract extensions with several key players including center Mike Pouncey (2015), quarterback Ryan Tannehill (2017), defensive end Cameron Wake (2016 and 2017), safety Reshad Jones (2017), wide receiver Kenny Stills (2017), linebacker Kiko Alonso (2017) and defensive end Andre Branch (2017). That group has combined for nine Pro Bowl selections in their careers.

Tannenbaum has made several significant trades during his Dolphins tenure. He acquired Stills in 2015 from the New Orleans Saints. Stills led the Dolphins with nine touchdowns and finished third in the NFL with a 17.3 yards per reception average in 2016. Prior to the 2016 NFL draft, Tannenbaum swapped first-round picks with Philadelphia, moving down five spots and adding Alonso and cornerback Byron Maxwell. The team used the acquired first-round pick (No. 13 overall) on offensive lineman Laremy Tunsil, successfully adding three starters in exchange for one selection. In 2016, Alonso led the team with 115 tackles (69 solo), Maxwell had more passes defended (15) than any Dolphins player since 2008 and Tunsil became the first Dolphin to ever start games at both guard and tackle as a rookie. In 2017, Tannenbaum traded a seventh-round pick to Jacksonville in exchange for two-time Pro Bowl tight end Julius Thomas, a player who previously thrived in Denver under Gase, who was his offensive coordinator there.

In his first full offseason with the Dolphins in 2015, Tannenbaum helped land one of the top unrestricted free agents in four-time Pro Bowl defensive tackle Ndamukong Suh. In 2016, Suh was named to his fifth career Pro Bowl after he recorded a career-high 72 tackles (41 solo).

Prior to the Dolphins, Tannenbaum spent two years (2013-14) as an agent and principal at Priority Sports and Entertainment. He spent the previous 16 seasons (1997-2012) in various roles for the New York Jets, including his final seven years (2006-12) as the team's executive vice president and general manager. During his time as general manager, the Jets went to the playoffs three times, won four playoff games and made two AFC Championship game appearances.

Tannenbaum began his tenure in New York as director of player contracts in 1997 and was promoted to assistant general manager and director of pro personnel in 2001. In 2004, he was elevated to the role of assistant general manager and senior vice president of football operations before taking on the role of general manager prior to the 2006 season. Tannenbaum's first draft at the helm as general manager began with the

selection of two offensive linemen, making the Jets the first team since the 1975 L.A. Rams to select two offensive linemen in the first round. Both left tackle D'Brickshaw Ferguson, chosen fourth overall, and center Nick Mangold, selected 29th overall, were named to various NFL All-Rookie teams and have since been named to multiple Pro Bowls. That draft class started 47 games in 2006 and helped the Jets advance to the first round of the NFL playoffs with a record of 10-6, a six-win improvement from the 2005 campaign.

In Tannenbaum's second draft as GM, the Jets selected two invaluable additions to their defense. Using the trade route, they moved up in rounds one and two to select cornerback Darrelle Revis and linebacker David Harris, respectively. Both emerged as starters as rookies. Revis quickly blossomed into a perennial All-Pro and Harris emerged as one of the game's most consistent linebackers. The 2011 draft generated an immediate impact when Tannenbaum selected first-rounder Muhammed Wilkerson, who started all 16 games on the defensive line during his rookie season.

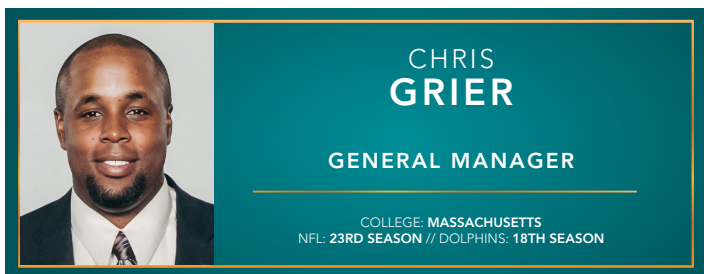
Tannenbaum began his career in the NFL with the New Orleans Saints in 1994 before accepting the position of player personnel assistant with the Cleveland Browns in 1995. He returned to the Saints for the 1996 season as a player personnel assistant prior to joining the Jets in 1997.

A native of Needham, Massachusetts, Tannenbaum earned an accounting degree from the University of Massachusetts-Amherst and graduated cum laude from Tulane University Law School. He also was selected to the NFL General Managers Advisory Committee in 2008 and appointed to the Board of Directors of the Sports Lawyers Association, while serving as a member of the American Bar Association in the Sports and Entertainment division.





CHRIS GRIER



Chris Grier is entering his 18th season with the Miami Dolphins and second as the club's general manager. Grier was appointed general manager on Jan. 4, 2016 after spending the previous nine years as the team's director of college scouting. He works together with Executive Vice President of Football Operations Mike Tannenbaum and Head Coach Adam Gase to help build a championship-caliber football team. In his role, Grier oversees the draft, both college and pro personnel departments and all scouting efforts.

In his first draft as general manager in 2016, Grier worked with his staff to bring linebacker Kiko Alonso and cornerback Byron Maxwell to Miami in a trade with the Philadelphia Eagles. The deal net the team the 13th pick of the draft, which Grier used to select guard/tackle Laremy Tunsil, who started 14 games as a rookie and became the first offensive lineman in franchise history to start at least one game at guard and tackle in his rookie year. Alonso went on to start 15 games and lead the team with 115 total tackles (69 solo), ranking No. 9 in the AFC in 2016, while Maxwell started 13 games and had 15 passes defensed, the most by a Dolphins player since 2008.

The team also drafted running back Kenyan Drake and wide receiver Jakeem Grant in 2016, who became just the second rookie duo in team history to combine for a kickoff return and punt return for a touchdown in the same season.

Grier helped turn more than half the roster over in 2016, as the team entered training camp with more than 45 new players acquired during the offseason. The results were a four-game improvement from the previous season, the fifth-best mark in the NFL. The Dolphins finished 10-6 with a playoff berth, the team's best record and first playoff appearance since 2008.

As the team's director of college scouting (2007-15), Grier was part of a front office that discovered some of the best collegiate players the Dolphins have ever drafted, including wide receiver Jarvis Landry and running back Jay Ajayi.

A second-round selection in 2014, Landry finished his first three NFL seasons with 288 receptions, tied for the most any NFL player has ever recorded in his first three years in the league. A fifth-round pick in 2015, Ajayi became just the fourth player in NFL history to post three 200-yard rushing games in the same season in 2016. His 1,272 rushing yards were third all-time in team history and he holds three of the team's six best single-game rushing performances. Both Landry and Ajayi were Pro Bowl selections following the 2016 season.

In 2011, the Dolphins drafted center Mike Pouncey in the first round. Pouncey has developed into one of the league's best interior linemen and was selected to the Pro Bowl for the third time in his career in 2015.

Ajayi wasn't the only diamond in the rough found by the team during Grier's tenure as director of college scouting. Safety Reshad Jones was a fifth-round pick in 2010 and was named the team's co-MVP following the 2015 season after he became the first player in team history to record at least 100 tackles, four interceptions and two sacks in a single season.

Prior to being the team's director of college scouting, Grier served as an area scout with the club from 2000-02, before being promoted to national scout/assistant director of college scouting in 2003. Miami won the AFC East during his first season with the team.

Grier started with the Patriots as an intern in 1994. He joined the club on a full-time basis the following year, and served as a regional scout until joining the Dolphins in 2000. In 1996, Grier was part of a New England staff that won the AFC Championship. He helped scout several players for a Patriots roster that went on to win Super Bowls XXXVI, XXXVIII and XXXIX. Grier has worked with several of football's most successful coaches and executives throughout his career and that has helped shape his football philosophy. His father, Bobby Grier, is the former vice president of player personnel for the Patriots and recently retired as a senior personnel advisor with the Houston Texans. Chris has also worked with and learned under Pro Football Hall of Famer Bill Parcells, Patriots Head Coach Bill Belichick, Seattle Seahawks Head Coach Pete Carroll and University of Alabama Head Coach Nick Saban.

Grier attended the University of Massachusetts-Amherst where he majored in journalism and played football for two years before injuries ended his career. He spent his final two years there as an undergraduate assistant.

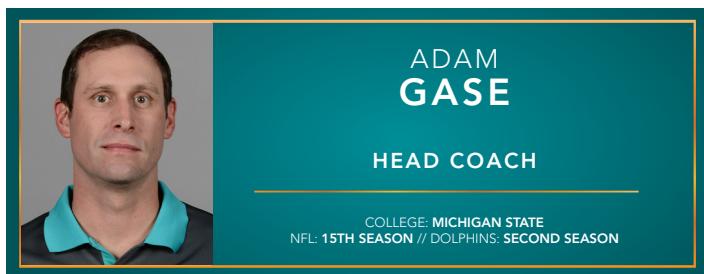
Chris' brother, Michael, played for the Edmonton Oilers, Washington Capitals, San Jose Sharks and Buffalo Sabres of the National Hockey League. He is currently a scout for the Chicago Blackhawks.

A native of Holliston, Mass., Grier resides in Weston with his wife, Paige, and their two sons, Landon and Jackson.





ADAM GASE



Adam Gase was named the 12th head coach in Miami Dolphins history on Jan. 9, 2016.

In just his first season as an NFL head coach, Gase directed the Dolphins to a 10-6 record and playoff berth, the team's best record and first playoff appearance since 2008.

Miami turned its season around with a six-game winning streak following a 1-4 start. The streak was the team's longest since 2005 and marked just the second time a coach other than Don Shula led the team to six straight regular season wins. From Week 6 through the end of the season, the team was third in the NFL in rushing offense (132.9 yards per game), tied for third in sacks allowed (13), tied for fourth in takeaways (21) and 11th in scoring offense (25.0 points per game).

Halftime adjustments were also key to the team's improvement. The Dolphins finished the 2016 season with a +46 point differential after halftime, which ranked No. 8 in the NFL. The team outscored its opponents by a total of 221-175 after the break, including two overtime wins vs. Cleveland (9/25) and at Buffalo (12/24).

With Gase directing the offense, quarterback Ryan Tannehill posted the most efficient season of his five-year NFL career, despite being lost to a season-ending injury in Week 14. Tannehill completed 261-of-389 passes (67.1 pct.) for 2,995 yards and 19 touchdowns. His 93.5 quarterback rating, 7.7 yards per attempt and 67.1 completion percentage were all career highs. Tannehill completed a 50-plus-yard pass in seven of his 13 games, which tied for the NFL lead. Both Tannehill and quarterback Matt Moore finished first and second in the NFL in highest red zone passer rating (min. six attempts), with Tannehill posting a 119.7 mark and Moore finishing second at 118.8.

Miami found a renewed rushing attack in Gase's first season, led by running back Jay Ajayi. Despite not starting until Week 5, Ajayi totaled 261 carries for 1,272 yards (4.9 avg.) and eight touchdowns. His 1,272 rushing yards were third-best in Dolphins history and he rushed for more than 200 yards in three different games. In just the 2016 season alone, Ajayi now holds three of the team's top six single-game rushing performances and became one of just four players in NFL history to rush for 200 yards in three-or-more games in the same season. Ajayi's 1,085-yard improvement from the 2015 season was the largest of any NFL player in 2016 and he led the NFL with 1,155 rushing yards from Week 6 through the end of the season.

Wide receiver Jarvis Landry also had a great first year under Gase. Landry caught 94 passes for 1,136 yards (12.1 avg.). He and Ajayi marked the second time a Dolphins team had produced a 1,000-yard rusher and 1,000-yard receiver in the same season.

In 2015, Gase was the offensive coordinator for the Chicago Bears. Under Gase, the Bears implemented a balanced offensive attack that improved the team's rushing totals from No. 27 in the season before Gase arrived in Chicago to No. 11 in 2015, as the unit averaged 25.6 more rushing yards per game. Bears quarterback Jay Cutler finished the 2015 season with the highest passer rating (92.3) of his career. Cutler also threw seven fewer interceptions than the previous season and his interception rate of 2.3 percent was the best showing of his career for a season where he played at least 12 games. In addition, Cutler's yards per attempt increased by 0.8, the second-largest one-year increase in his career.

Prior to joining the Bears, Gase spent six seasons (2009-14) with the Denver Broncos, during which the team compiled a 58-38 (.604) regular-season record, won four AFC West titles, three playoff games and an AFC Championship, including a trip to Super Bowl XLVIII.

While Gase was the Denver Broncos' offensive coordinator in 2013 and 2014, the Broncos led the NFL in scoring offense (34.0 points per game), total offense (430.1 yards per game) and passing offense (315.8 yards per game). During his two seasons as coordinator, seven players from the Broncos offense were named to the Pro Bowl: running back C.J. Anderson (2014), tackle Ryan Clady (2014), quarterback Peyton Manning (2013-14), wide receiver Emmanuel Sanders (2014), wide receiver Demaryius Thomas (2013-14), tight end Julius Thomas (2013-14) and guard Louis Vasquez (2013).

In 2014, the Broncos finished 12-4, winning the AFC West and earning a bye in the first round of the playoffs. Gase helped Denver finish second in scoring, averaging 30.1 points per contest. Manning continued his excellence, completing 66.2 percent of his passes and passing for 4,727 yards and 39 touchdowns. He set the NFL's career passing touchdown record on Oct. 19, 2014 against San Francisco. Demaryius Thomas broke the franchise's single-season receiving record with 1,619 receiving yards. He finished the year with 111 receptions, second in the league and a

career high. Wide receiver Emmanuel Sanders also set career highs in both receptions (101) and receiving yards (1,404), ranking No. 5 in the NFL in both categories. Running back C.J. Anderson, who entered the 2014 season with just seven career carries, was instrumental in helping Denver finish the season strong. In the final seven games of the regular season, Anderson carried the ball 140 times for 648 yards (4.6 avg.) and eight touchdowns as the Broncos won five of their last seven contests. He became the first Denver running back since 2004 to rush for 150-plus yards in consecutive games.

In 2013, Gase's first as offensive coordinator, the Broncos set NFL records in both points (606) and touchdowns (76) and Denver's scoring output increased by 7.8 points per game. The Broncos totaled 59.4 yards per game more than they did in 2012 and led the NFL with 5,444 passing yards and 55 passing touchdowns. The explosive offense helped Denver finish the regular season 13-3, winning the AFC West and earning the top seed in the AFC playoffs, where the Broncos won the conference title and played in Super Bowl XLVIII.

In addition to setting NFL team records, Gase also helped Manning have the most prolific season of any quarterback in NFL history. Manning's 5,477 passing yards and 55 passing touchdowns were both NFL records that still stand today. Manning earned his fifth NFL MVP award and also was honored as the Maxwell Club Player of the Year and AP Offensive Player of the Year.

In total, the Broncos set or tied 12 NFL offense and scoring records in the 2013 season with Gase as offensive coordinator: points (606), touchdowns (76), players with 10 or more touchdowns (5), passing first downs (293), games with 50-plus points (3), points in the second half (318), individual passing yards (Manning, 5,477), individual passing touchdowns (Manning, 55), most four-touchdown passing games (Manning, 9), most two-touchdown passing games (Manning, 15), most 400-yard passing games (Peyton Manning, 4) and most 90-plus passer rating games (Manning, 15).

The 2013 Broncos were one of just four teams in the past five seasons (2011-15) to have two 1,000-yard receivers and a 1,000-yard rusher. Wide receiver Demaryius Thomas was fourth in the NFL with 1,430 receiving yards, while fellow receiver Eric Decker ranked No. 9 with 1,288. Running back Knowshon Moreno rushed for 1,038 yards and 10 touchdowns. Denver became the only team in NFL history to have four players catch 10 or more touchdown passes in the same season. Demaryius Thomas led the way with 14 touchdown grabs, tight end Julius Thomas was second with 12, Decker finished with 11 and wide receiver Wes Welker totaled 10 touchdown receptions.

Gase served as Denver's quarterbacks coach from 2011-12. Manning joined the team in 2012 following 14 seasons with the Indianapolis Colts, including a 2011 campaign that he missed due to injury. With Gase as his position coach in 2012, Manning was wildly successful, finishing second in the league in passer rating (105.8), third in passing touchdowns (37) and sixth in passing yards (4,659). He earned the AP NFL Comeback Player of the Year award and was runner-up for NFL MVP. The Broncos won the AFC West with a 13-3 mark and finished the season on an 11-game winning streak. The team's passing offense was fifth in the NFL (283.4 yards per game) and the club finished second in scoring (30.1 points per game) and fourth in total offense (397.9 yards per game).

In 2011, Gase worked with quarterbacks Kyle Orton and Tim Tebow, helping lead the Broncos to the AFC West crown and a Wild Card playoff victory. Tebow rushed for 660 yards, the most by a quarterback in franchise history and 12th-most by an NFL quarterback ever. He also rushed for six touchdowns.

Gase joined the Broncos in 2009 as the wide receivers coach, a position he held for two seasons.

In 2010, he helped wide receiver Brandon Lloyd earn a Pro Bowl invitation after he led the league in receiving with 1,448 yards and 11 touchdowns. It was the first time a Broncos player had ever led the league in receiving yards. The 1,448 yards were 482 more than Lloyd recorded in any other season throughout his 11-year NFL career. He joined Brett Perriman (Detroit, 1995) as the only two players in NFL history to record their first 1,400-yard campaign in their eighth season or later.

Gase coached another Pro Bowl wide receiver in 2009 when Brandon Marshall caught 101 passes for 1,120 yards (11.1 avg.) and 10 touchdowns. The 101 receptions were the fourth-highest mark in the league and the Pro Bowl selection was Marshall's second of his young career. Marshall set a single-game NFL record with 21 receptions against Indianapolis on Dec. 13, 2009.

Gase spent the 2008 season as an offensive assistant for the San Francisco 49ers.

Prior to San Francisco, Gase held several roles for five seasons (2003-07) with the Detroit Lions. He coached the Lions' quarterbacks in 2007, working with quarterback Jon Kitna in one of the finest seasons of his career. Kitna passed for 4,068 yards, the second-most in his 14-year NFL career, and 18 touchdowns. His 4,068 passing yards ranked No. 6 in the NFL and he finished fifth with 355 completions.

Gase was an offensive quality control coach for the Lions in 2006. He began his NFL career as a scouting/coaching assistant for the Lions, a role he held from 2003 to 2005.

Gase began his coaching career as a defensive graduate assistant at LSU in 2000. He spent the following two seasons on the recruiting staff for Head Coach Nick Saban, winning a Southeastern Conference championship in 2001 and helping recruit a group of players that won the BCS National Championship in 2003.

He and his wife, Jennifer, have a daughter, McKenzie, and two sons, A.J. and Wyatt.



2017 MIAMI DOLPHINS OFFENSIVE AND STRENGTH & CONDITIONING COACHES



CLYDE CHRISTENSEN OFFENSIVE COORDINATOR

Born January 28, 1956, Covina, Calif.
Quarterback Fresno City College 1975, North Carolina 1976-78. No pro playing experience. College coach: Mississippi 1979, East Tennessee State 1980-82, Temple 1983-85, East Carolina 1986-88, Holy Cross 1989-1990, South Carolina 1991, Maryland 1992-93, Clemson, 1994-95. Pro coach: Tampa Bay Buccaneers 1996-2001, Indianapolis Colts 2002-2015, joined Dolphins in 2016.



DANNY BARRETT RUNNING BACKS

Born December 18, 1961, Boynton Beach, Fla.
Quarterback Cincinnati 1979-82. Pro quarterback Calgary Stampeders 1983-85, 1990-91, 1996, Toronto Argonauts 1985-88, BC Lions 1992-93, 1998, Ottawa Rough Riders 1994-95. College coach: Buffalo 2007-09, Central Florida 2011-15. Pro coach: Calgary Stampeders 1997, BC Lions 1998-99, Saskatchewan Roughriders 2000-06, joined Dolphins in 2016.



SHANE DAY TIGHT ENDS

Born September 27, 1974, Manhattan, Kan.
Wide receiver Rhodes College 1995-96. No pro playing experience. College coach: Michigan 2005-06, Connecticut 2012-13. Pro coach: San Francisco 49ers 2007-09, Chicago Bears 2010-11, Washington Redskins 2014-15, joined Dolphins in 2016.



CHRIS FOERSTER RUN GAME COORD./OFFENSIVE LINE

Born October 12, 1961, Milwaukee, Wisc.
Center Colorado State 1979-1982. No pro playing experience. College coach: Colorado State 1983-87, Stanford 1988-1991, Minnesota 1992. Pro coach: Minnesota Vikings 1993-95, Tampa Bay Buccaneers 1996-2001, Indianapolis Colts 2002-03, Miami Dolphins 2004, Baltimore Ravens, 2005-07, San Francisco 49ers, 2008-09, 2015, Washington Redskins 2010-14, re-joined Dolphins in 2016.



JOSH GRIZZARD OFFENSIVE QUALITY CONTROL

Born June 11, 1990, Zebulon, N.C.
Defensive back Yale 2008-11. No pro playing experience. College coach: Yale 2012, Duke 2013-16. Pro coach: Joined Dolphins in 2017.



BO HARDEGREE QUARTERBACKS

Born July 5, 1984, Jackson, Tenn.
Quarterback Tennessee 2003-06. No pro playing experience. College coach: Duke 2008-10, Louisiana State 2011-13. Pro coach: Denver Broncos 2014, Chicago Bears, 2015, joined Dolphins in 2016.



SHAWN JEFFERSON WIDE RECEIVERS

Born February 22, 1969, Jacksonville, Fla.
Wide receiver Central Florida 1988-1990. Pro wide receiver San Diego Chargers 1991-95, New England Patriots 1996-99, Atlanta Falcons 2000-02, Detroit Lions 2003. No college coaching experience. Pro coach: Detroit Lions 2005-12, Tennessee Titans 2013-15, joined Dolphins in 2016.



BEN JOHNSON ASSISTANT WIDE RECEIVERS

Born May 11, 1986, Charleston, S.C.
Quarterback North Carolina 2004-08. No pro playing experience. College coach: Boston College 2010-11. Pro coach: Joined Dolphins in 2012.



CHRIS KUPER ASSISTANT OFFENSIVE LINE

Born December 19, 1982, Anchorage, Alaska
Guard North Dakota State 2001-05. Pro guard Denver Broncos 2006-13. No college coaching experience. Pro coach: Joined Dolphins in 2016.



DAVE PULOKA HEAD STRENGTH & CONDITIONING

Born January 12, 1979, Arlington, Mass.
Linebacker Holy Cross 1997-2000. No pro playing experience. College coach: Stevens Institute of Technology 2005, Virginia 2006. Pro coach: Atlanta Falcons 2007, joined Dolphins in 2008.



JIM ARTHUR ASSISTANT STRENGTH & CONDITIONING

Born July 12, 1978, Cheshire, Conn.
Attended Springfield (Mass.) College. No college or pro playing experience. College coach: Springfield College 2000, Louisiana Tech 2001, Boston College 2002. Pro coach: Buffalo Bills 2002-04, Chicago Bears 2005-15, joined Dolphins in 2016.



2017 MIAMI DOLPHINS DEFENSIVE AND SPECIAL TEAMS COACHES



MATT BURKE
DEFENSIVE COORDINATOR
Born March 25, 1976, Hudson, Mass.
Safety Dartmouth 1994-97. No pro playing experience. College coach: Boston College 2000-02, Harvard 2003. Pro coach: Tennessee Titans 2006-08, Detroit Lions 2009-13, Cincinnati Bengals 2014-15, joined Dolphins in 2016.



LOU ANARUMO
DEFENSIVE BACKS
Born August 18, 1966, Staten Island, N.Y.
Attended Wagner. No college or pro playing experience. College coach: U.S. Merchant Marine Academy 1989-1990, 1992-94, Wagner 1990, Syracuse 1990-91, Harvard 1995-2000, Marshall 2001-03, Purdue 2004-11. Pro coach: Joined Dolphins in 2012.



CHARLIE BULLEN
ASSISTANT LINEBACKERS
Born September 28, 1984, Palatine, Ill.
Quarterback Harper College 2005-06. No pro playing experience. College coach: Iowa 2007-11. Pro coach: Joined Dolphins in 2012.



FRANK BUSH
ASST. HEAD COACH/LINEBACKERS
Born January 10, 1963, Athens, Ga.
Linebacker North Carolina State 1981-1984. Pro linebacker Houston Oilers 1985-86. No college coaching experience. Pro coach: Houston Oilers 1987-1991 (scout), 1992-94, Denver Broncos 1995-2003, Arizona Cardinals 2004-06, Houston Texans 2007-2010, Tennessee Titans 2011-12, St. Louis/Los Angeles Rams 2013-16, joined Dolphins in 2017.




ANDRE CARTER
ASSISTANT DEFENSIVE LINE
Born May 12, 1979, Denver, Colo.
Defensive end California 1997-2000, Pro defensive end San Francisco 49ers 2001-05, Washington Redskins 2006-10, New England Patriots 2011, Oakland Raiders 2012, New England Patriots 2013. College coach: California 2015. Pro coach: Joined Dolphins in 2017.



DARONTE JONES
ASSISTANT DEFENSIVE BACKS
Born November 11, 1978, Annapolis, Md.
Defensive back Temple 1996, Morgan State 1997-2000. No pro playing experience. College coach: Lenoir-Rhyne 2001, Nicholls State 2002, Bowie State 2005-09, UCLA 2010, Hawaii 2012-14, Wisconsin. Pro coaching experience: Montreal Allouettes 2011, joined Dolphins in 2016.



RUSTY MCKINNEY
DEFENSIVE QUALITY CONTROL
Born October 17, 1980, Fairfax County, Va.
Linebacker Towson 1998-2001. No pro playing experience. College coach: Saint Anselm 2008, Bentley University 2009-13. Pro coach: Cleveland Browns 2014-15, joined Dolphins in 2016.



TERRELL WILLIAMS
DEFENSIVE LINE
Born June 19, 1974, Los Angeles, Calif.
Nose guard East Carolina 1995-98. No pro playing experience. College coach: Fort Scott (Kan.) C.C. 1998, North Carolina A&T 1999-2001, Youngstown State 2002-03, Akron 2004-05, Purdue 2006-09, Texas A&M 2010-11, Florida 2015. Pro coach: Oakland Raiders 2012-14, joined Dolphins in 2015



DARREN RIZZI
ASSOC. HEAD COACH/SPECIAL TEAMS COORD.
Born July 21, 1970, Hillsdale, N.J.
Tight End Rhode Island 1988-1991. No pro playing experience. College coach: Rhode Island 1992, Colgate 1993, New Haven 1993-97, Northeastern 1998, New Haven 1999-2001 (head coach), Rutgers 2002-07, Rhode Island 2008 (head coach). Pro coach: Joined Dolphins in 2009.



MARWAN MAALOUF
ASSISTANT SPECIAL TEAMS
Born November 26, 1976, Strongsville, Ohio.
Guard Baldwin-Wallace 1997-99. No pro playing experience. College coach: Baldwin-Wallace 2000, Fordham 2001, Rutgers 2002-03. Pro coach: Cleveland Browns 2004-06, Baltimore Ravens 2008-11, Indianapolis Colts 2012, joined Dolphins in 2013.



JAY KAISER
ASSISTANT TO THE HEAD COACH
Born April 8, 1974, Liberal, Kan.
Attended Bethany. No college or pro playing experience. College coach: Bethany 1993-96, Northwest Missouri State 1997-98, Northern Iowa 1999, Toledo 2001, Kansas State 2002-08. Pro coach: Tampa Bay Buccaneers 2009-11, joined Dolphins in 2012.



RYAN CONDON
COACHING ASSISTANT
Born June 12, 1993, Westwood, N.J.
Quarterback Ithaca College 2011-15. No pro playing experience. No college coaching experience. Pro coach: Joined Dolphins in 2015.



SUPPLEMENTAL STATS



2017 STATISTICS

WON 1, LOST 0			
9/17/2017	W	19- 17	at Los Angeles Chargers

SCORE BY PERIODS	Q1	Q2	Q3	Q4	OT	PTS
TEAM	3	0	10	6	0	19
OPPONENTS	0	10	7	0	0	17

	MIAMI	OPPONENT
Total First Downs	21	24
Rushing	6	3
Passing	13	19
Penalty	2	2
3rd Down: Made/Att	5/13	2/8
3rd Down Pct.	38.5%	25.0%
4th Down: Made/Att	0/1	0/0
4th Down Pct.	0.0	0.0
Possession Avg.	33:22	26:38
Total Net Yards	336	367
Avg. Per Game	336.0	367.0
Total Plays	68	54
Avg. Per Play	4.9	6.8
Net Yards Rushing	111	44
Avg. Per Game	111.0	44.0
Total Rushes	32	14
Net Yards Passing	225	323
Avg. Per Game	225.0	323.0
Sacked/Yards Lost	2/5	1/8
Gross Yards	230	331
Attempts/Completions	34/24	39/31
Completion Pct.	70.6%	79.5%
Had Intercepted	0	0
Punts/Average	3/43.3	4/42.5
Net Punting Avg.	29.0	37.3
Penalties/Yards	5/23	6/56
Fumbles/Ball Lost	0/0	0/0
Touchdowns	1	2
Rushing	0	1
Passing	1	1
Returns	0	0

SCORING	TD	RU	PA	RT	PAT	FG	2Pt	PTS
C.Parkey	0	0	0	0	1/1	4/4	0	13
K.Stills	1	0	1	0	0/0	0/0	0	6
TEAM	1	0	1	0	1/1	4/4	0	19
OPPONENTS	2	1	1	0	2/2	1/3	0	17

2-Pt. Conversions: Team 0/ 0, Opponents: 0/ 0

Sacks: W.Hayes 1.0 Team: 1.0, Opponents: 2.0



2017 STATISTICS

RUSHING	NO.	YDS	AVG	LONG	TD
J.Ajayi	28	122	4.4	20	0
J.Cutler	2	-1	-0.5	0	0
K.Drake	1	-3	-3.0	-3	0
J.Landry	1	-7	-7.0	-7	0
TEAM	32	111	3.5	20	0
OPPONENTS	14	44	3.1	26	1

RECEIVING	NO.	YDS	AVG	LONG	TD
J.Landry	13	78	6.0	18	0
D.Parker	4	85	21.3	31	0
J.Thomas	3	26	8.7	11	0
K.Stills	2	37	18.5	29	1
J.Ajayi	2	4	2.0	3	0
TEAM	24	230	9.6	31	1
OPPONENTS	31	331	10.7	24	1

Fumbles Lost: None

Opponent Fumble Recoveries: None

INTERCEPTIONS	NO.	YDS	AVG	LONG	TD
TEAM	0	0	0.0	0	0
OPPONENTS	0	0	0.0	0	0

PUNTING	NO	YDS	AVG	NET	TB	IN	LG	B
M.Haack	3	130	43.3	29.0	1	0	58	0
TEAM	3	130	43.3	29.0	1	0	58	0
OPPONENTS	4	170	42.5	37.3	0	3	58	0

PUNT RETURNS	RET	FC	YDS	AVG	LONG	TD
J.Grant	3	0	21	7.0	14	0
TEAM	3	0	21	7.0	14	0
OPPONENTS	1	0	23	23.0	23	0

KICKOFF RETURNS	NO.	YDS	AVG	LONG	TD
K.Drake	3	71	23.7	34	0
TEAM	3	71	23.7	34	0
OPPONENTS	4	66	16.5	22	0

FIELD GOALS	1-19	20-29	30-39	40-49	50+
C.Parkey	0/0	1/1	2/2	0/0	1/1
TEAM	0/0	1/1	2/2	0/0	1/1
OPPONENTS	0/0	0/0	0/0	1/3	0/0

PASSING	ATT	CMP	YDS	CMP%	YDS/ATT	TD	TD%	INT	INT%	LONG	SACK	LOST	RATING
J.Cutler	33	24	230	72.7%	6.97	1	3.0%	0	0.0%	31	2/	5	101.8
J.Landry	1	0	0	0.0%	0.0	0	0.0%	0	0.0%	0	0/	0	39.6
TEAM	34	24	230	70.6%	6.76	1	2.9%	0	0.0%	31	2/	5	98.9
OPPONENTS	39	31	331	79.5%	8.49	1	2.6%	0	0.0%	24	1/	8	110.6



2017 STATISTICS

2017 MIAMI DOLPHINS INDIVIDUAL DEFENSIVE STATISTICS												
PLAYER	GP	SOLO	ASST	TOT	SACKS	YDS	TFL	QBH	INT	PD	FF	FR
Mike Hull	1	7	3	10	0.0	0	1	1	0	0	0	0
Xavien Howard	1	6	1	7	0.0	0	0	0	0	0	0	0
Kiko Alonso	1	4	3	7	0.0	0	1	0	0	0	0	0
Reshad Jones	1	5	1	6	0.0	0	0	0	0	0	0	0
Nate Allen	1	3	2	5	0.0	0	0	0	0	0	0	0
Byron Maxwell	1	4	0	4	0.0	0	0	0	0	0	0	0
Ndamukong Suh	1	2	2	4	0.0	0	2	0	0	0	0	0
Chase Allen	1	3	0	3	0.0	0	0	0	0	0	0	0
Jordan Phillips	1	0	3	3	0.0	0	0	0	0	0	0	0
Cameron Wake	1	2	0	2	0.0	0	0	0	0	0	0	0
William Hayes	1	1	1	2	1.0	8	1	1	0	0	0	0
Bobby McCain	1	1	1	2	0.0	0	0	0	0	0	0	0
Andre Branch	1	1	1	2	0.0	0	0	0	0	0	0	0
Davon Godchaux	1	1	1	2	0.0	0	0	0	0	0	0	0
Vincent Taylor	1	1	0	1	0.0	0	0	0	0	0	0	0
Charles Harris	1	1	0	1	0.0	0	0	1	0	0	0	0
TOTALS		42	19	61	1.0	8	5	3	0	0	0	0
<p>NOTE: Special teams and miscellaneous tackles/fumbles not included above DEFENSIVE TOUCHDOWNS: None. MISCELLANEOUS TACKLES: None. MISCELLANEOUS FORCED FUMBLES: None. MISCELLANEOUS FUMBLE RECOVERIES: None.</p>												



GAME-BY-GAME TEAM STATISTICS

2017 MIAMI DOLPHINS GAME-BY-GAME STATISTICS																			
GAME	SCORE				FIRST DOWNS				3RD DOWN		4TH DOWN		NET YARDS						
	PTS	OPP	DIFF	OT	TOT	RUSH	PASS	PEN	CON	ATT	CON	ATT	TOT	RUSH	PASS	TO	PEN	YDS	TOP
at L.A. Chargers	19	17	2	0	21	6	13	2	5	13	0	1	336	111	225	0	5	23	33:22
at N.Y. Jets																			
NEW ORLEANS																			
TENNESSEE																			
at Atlanta																			
NEW YORK																			
at Baltimore																			
OAKLAND																			
at Carolina																			
TAMPA BAY																			
at New England																			
DENVER																			
NEW ENGLAND																			
at Buffalo																			
at Kansas																			
BUFFALO																			
TOTALS	19	17	2	0	21	6	13	2	5	13	0	1	336	111	225	0	5	23	33:22

2017 OPPONENTS GAME-BY-GAME STATISTICS																			
GAME	SCORE				FIRST DOWNS				3RD DOWN		4TH DOWN		NET YARDS						
	PTS	OPP	DIFF	OT	TOT	RUSH	PASS	PEN	CON	ATT	CON	ATT	TOT	RUSH	PASS	TO	PEN	YDS	TOP
at L.A. Chargers	17	19	-2	0	24	3	19	2	2	8	0	0	367	44	323	0	6	56	26:38
at N.Y. Jets																			
NEW ORLEANS																			
TENNESSEE																			
at Atlanta																			
NEW YORK																			
at Baltimore																			
OAKLAND																			
at Carolina																			
TAMPA BAY																			
at New England																			
DENVER																			
NEW ENGLAND																			
at Buffalo																			
at Kansas																			
BUFFALO																			
TOTALS	17	19	-2	0	24	3	19	2	2	8	0	0	367	44	323	0	6	56	26:38



GAME-BY-GAME TEAM DEFENSIVE STATISTICS

2017 MIAMI DOLPHINS GAME-BY-GAME TEAM DEFENSIVE STATISTICS											
GAME	SOLO	ASST	TOT	SACKS	YDS	TFL	QBH	INT	PD	FF	FR
at L.A. Chargers	42	19	61	1	8	5	3	0	0	0	0
at N.Y. Jets											
NEW ORLEANS											
TENNESSEE											
at Atlanta											
NEW YORK											
at Baltimore											
OAKLAND											
at Carolina											
TAMPA BAY											
at New England											
DENVER											
NEW ENGLAND											
at Buffalo											
at Kansas											
BUFFALO											
TOTALS	42	19	61	1	8	5	3	0	0	0	0

TURNOVER DIFFERENTIAL

2017 MIAMI DOLPHINS TURNOVERS							
GAME	TAKEAWAYS			GIVEAWAYS			DIFF
	INT	FUM	TOTAL	INT	FUM	TOTAL	
at L.A. Chargers	0	0	0	0	0	0	0
at N.Y. Jets							
NEW ORLEANS							
TENNESSEE							
at Atlanta							
N.Y. JETS							
at Baltimore							
OAKLAND							
at Carolina							
TAMPA BAY							
at New England							
DENVER							
NEW ENGLAND							
at Buffalo							
at Kansas City							
BUFFALO							
TOTAL	0	0	0	0	0	0	0



SPECIAL TEAMS

2017 MIAMI DOLPHINS TEAM SPECIAL TEAMS STATISTICS								
GAME	SOLO	ASST	TOT	FF	FR	BFG	BPAT	BPNT
at L.A. Chargers	5	1	6	0	0	0	0	0
at N.Y. Jets								
NEW ORLEANS								
TENNESSEE								
at Atlanta								
NEW YORK								
at Baltimore								
OAKLAND								
at Carolina								
TAMPA BAY								
at New England								
DENVER								
NEW ENGLAND								
at Buffalo								
at Kansas								
BUFFALO								
TOTALS	5	1	6	0	0	0	0	0

2017 MIAMI DOLPHINS INDIVIDUAL SPECIAL TEAMS STATISTICS								
PLAYER	SOLO	ASST	TOT	FF	FR	BFG	BPAT	BPNT
M. Thomas	2	0	2	0	0	0	0	0
C. Allen	1	0	1	0	0	0	0	0
B. McCain	1	0	1	0	0	0	0	0
K. Drake	1	0	1	0	0	0	0	0
J. March-Lillard	0	1	1	0	0	0	0	0
TOTALS	5	1	6	0	0	0	0	0

2017 MIAMI DOLPHINS KICKOFF STATISTICS									
PLAYER	GP	KO	TB	PCT	YDS	AVG	RET	RET YDS	AVG START
C. Parkey	1	6	2	33.3	380	63.3	4	66	20.0
TOTALS	1	6	2	33.3	380	63.3	4	66	20.0



DRIVE PRODUCTION

2017 MIAMI DOLPHINS GAME-BY-GAME DRIVE PRODUCTION										
GAME	POSS	TD	FGM	FGA	PUNT	INT	FUM	DWNS	TIME	SAF
at L.A. Chargers	10	1	4	4	3	0	0	1	1	0
at N.Y. Jets										
NEW ORLEANS										
TENNESSEE										
at Atlanta										
NEW YORK										
at Baltimore										
OAKLAND										
at Carolina										
TAMPA BAY										
at New England										
DENVER										
ARZ										
at Buffalo										
at Kansas										
BUFFALO										
TOTALS	10	1	4	4	3	0	0	1	1	0

2017 OPPONENTS GAME-BY-GAME DRIVE PRODUCTION										
GAME	POSS	TD	FGM	FGA	PUNT	INT	FUM	DWNS	TIME	SAF
at L.A. Chargers	9	2	1	3	4	0	0	0	0	0
at N.Y. Jets										
NEW ORLEANS										
TENNESSEE										
at Atlanta										
NEW YORK										
at Baltimore										
OAKLAND										
at Carolina										
TAMPA BAY										
at New England										
DENVER										
ARZ										
at Buffalo										
at Kansas										
BUFFALO										
TOTALS	9	2	1	3	4	0	0	0	0	0



RED ZONE PRODUCTION

2017 MIAMI DOLPHINS GAME-BY-GAME RED ZONE PRODUCTION											
GAME	POSS	TD	FGM	FGA	INT	FUM	DWNS	TIME	RZ PLAYS	RZ RUSH	RZ PASS
at L.A. Chargers	3	0	3	3	0	0	0	0	11	4	7
at N.Y. Jets											
NEW ORLEANS											
TENNESSEE											
at Atlanta											
NEW YORK											
at Baltimore											
OAKLAND											
at Carolina											
TAMPA BAY											
at New England											
DENVER											
NEW ENGLAND											
at Buffalo											
at Kansas											
BUFFALO											
TOTALS	3	0	3	3	0	0	0	0	11	4	7

2017 OPPONENT GAME-BY-GAME RED ZONE PRODUCTION											
GAME	POSS	TD	FGM	FGA	INT	FUM	DWNS	TIME	RZ PLAYS	RZ RUSH	RZ PASS
at L.A. Chargers	3	2	0	1	0	0	0	0	7	2	5
at N.Y. Jets											
NEW ORLEANS											
TENNESSEE											
at Atlanta											
NEW YORK											
at Baltimore											
OAKLAND											
at Carolina											
TAMPA BAY											
at New England											
DENVER											
NEW ENGLAND											
at Buffalo											
at Kansas											
BUFFALO											
TOTALS	3	2	0	1	0	0	0	0	7	2	5



PENALTIES

2017 GAME-BY-GAME PENALTIES						
GAME	MIAMI			OPPONENTS		
	PEN	YDS	1DWNS	PEN	YDS	1DWNS
at L.A. Chargers	5	23	2	6	56	2
at N.Y. Jets						
NEW ORLEANS						
TENNESSEE						
at Atlanta						
NEW YORK						
at Baltimore						
OAKLAND						
at Carolina						
TAMPA BAY						
at New England						
DENVER						
NEW ENGLAND						
at Buffalo						
at Kansas						
BUFFALO						
TOTALS	5	23	2	6	56	2

REPLAY REVIEWS

2017 REPLAY CHALLENGES BY DOLPHINS		
GAME	INITIAL RULING	RULING
L.A. CHARGERS (9/17)	J.Cutler pass incomplete deep right to D.Parker (K. Emanuel). Miami challenged the incomplete pass ruling.	Upheld



THIRD AND FOURTH DOWNS

2017 GAME-BY-GAME THIRD DOWNS						
GAME	MIAMI			OPPONENTS		
	MADE	ATT	PCT	MADE	ATT	PCT
at L.A. Chargers	5	13	38.5	2	8	25.0
at N.Y. Jets						
NEW ORLEANS						
TENNESSEE						
at Atlanta						
NEW YORK						
at Baltimore						
OAKLAND						
at Carolina						
TAMPA BAY						
at New England						
DENVER						
NEW ENGLAND						
at Buffalo						
at Kansas						
BUFFALO						
TOTALS	5	13	38.5	2	8	25.0

2017 GAME-BY-GAME FOURTH DOWNS						
GAME	MIAMI			OPPONENTS		
	MADE	ATT	PCT	MADE	ATT	PCT
at L.A. Chargers	0	1	0.0	0	0	0.0
at N.Y. Jets						
NEW ORLEANS						
TENNESSEE						
at Atlanta						
NEW YORK						
at Baltimore						
OAKLAND						
at Carolina						
TAMPA BAY						
at New England						
DENVER						
NEW ENGLAND						
at Buffalo						
at Kansas						
BUFFALO						
TOTALS	0	1	0.0	0	0	0.0



QUARTER-BY-QUARTER SCORING

2017 QUARTER-BY-QUARTER SCORING													
GAME	W/L	MIAMI						OPPONENTS					
		1Q	2Q	3Q	4Q	OT	TOT	1Q	2Q	3Q	4Q	OT	TOT
at L.A. Chargers	W	3	0	10	6	-	19	0	10	7	0	-	17
at N.Y. Jets													
NEW ORLEANS													
TENNESSEE													
at Atlanta													
NEW YORK													
at Baltimore													
OAKLAND													
at Carolina													
TAMPA BAY													
at New England													
DENVER													
NEW ENGLAND													
at Buffalo													
at Kansas													
BUFFALO													
TOTALS	1-0	3	0	10	6	0	19	0	10	7	0	0	17

LONGEST DRIVES

2017 MIAMI DOLPHINS LONGEST DRIVES		
PLAYS	NET YARDS	TIME
14 (at L.A. Chargers, 9/17)	75 (at L.A. Chargers, 9/17)	7:05 (at L.A. Chargers, 9/17)

2017 OPPONENTS LONGEST DRIVES		
PLAYS	NET YARDS	TIME
10 (at L.A. Chargers, 9/17)	77 (at L.A. Chargers, 9/17)	4:10 (at L.A. Chargers, 9/17)

INACTIVES

2017 MIAMI DOLPHINS GAME-BY-GAME INACTIVES							
GAME	Tankerseley	McTyer	Mauluga	Asiata	E. Smith	Young	Timmons
at L.A. Chargers							
at N.Y. Jets							
NEW ORLEANS							
TENNESSEE							
at Atlanta							
NEW YORK							
at Baltimore							
OAKLAND							
at Carolina							
TAMPA BAY							
at New England							
DENVER							
NEW ENGLAND							
at Buffalo							
at Kansas							
BUFFALO							



STARTERS

2017 MIAMI DOLPHINS GAME-BY-GAME OFFENSE STARTERS											
GAME	WR	LT	LG	C	RG	RT	TE	WR	QB	RB	WR
at L.A. Chargers	Stills	Tunsil	Steen	Pouncey	Bushrod	James	J. Thomas	Parker	Landry	Cutler	Ajayi
at N.Y. Jets											
NEW ORLEANS											
TENNESSEE											
at Atlanta											
NEW YORK											
at Baltimore											
OAKLAND											
at Carolina											
TAMPA BAY											
at New England											
DENVER											
NEW ENGLAND											
at Buffalo											
at Kansas											
BUFFALO											

2017 MIAMI DOLPHINS GAME-BY-GAME DEFENSE STARTERS											
GAME	DE	DT	DT	DE	LB	LB	LB	CB	CB	S	S
at L.A. Chargers	Branch	Suh	Phillips	Wake	Alonso	Hull	C. Allen	Maxwell	Howard	Jones	N. Allen
at N.Y. Jets											
NEW ORLEANS											
TENNESSEE											
at Atlanta											
NEW YORK											
at Baltimore											
OAKLAND											
at Carolina											
TAMPA BAY											
at New England											
DENVER											
NEW ENGLAND											
at Buffalo											
at Kansas											
BUFFALO											



THE LAST TIME IT HAPPENED

THE LAST TIME (TEAM)		
BY DOLPHINS		BY OPPONENT
34-31, at Buffalo, 12/24/16	WON IN OVERTIME	21-24, at Arizona, 9/30/12
19-17, at L.A. Chargers, 9/17/17	WON BY SCORING IN THE LAST 2 MINUTES	10-12, at Seattle, 9/11/16
34-31, at Buffalo, 12/24/16	TIED BY SCORING IN THE LAST 2 MINUTES	21-24, at Arizona, 9/30/12
37-0, vs. San Diego, 11/2/14	SHUTOUT	0-19, at Buffalo, 12/22/13
34-13, at N.Y. Jets, 12/17/16	WON BY 20+ POINTS	14-35, vs. New England, 1/1/17
24-23, vs. Buffalo, 12/4/05	WON AFTER TRAILING BY 20+ POINTS	34-46, vs. New Orleans, 10/25/09
38-10, at Tennessee, 10/18/15	HELD A 28+ POINT LEAD	6-38, at Baltimore, 12/4/16
34-13, at N.Y. Jets, 12/17/16	HELD A 21+ POINT LEAD	14-35, vs. New England, 1/1/17
21 (3rd quarter), at N.Y. Jets, 12/17/16	SCORED 20+ POINTS IN A QUARTER	24 (3rd quarter), at New England, 12/14/14
21 (2nd half), at N.Y. Jets, 12/17/16	SCORED 20+ POINTS IN A HALF	20 (1st half), vs. New England, 1/1/17
22-9, vs. Buffalo, 11/13/14	HELD OPPONENT WITHOUT A TD	0-19, at Buffalo, 12/22/13
3 offense & 1 defense, at San Diego, 11/13/16	SCORED TD ON OFFENSE AND DEFENSE	1 offense & 1 defense, vs. Cleveland, 9/25/16
1 offense, 1 defense, 2 special teams, at N.Y. Jets, 11/1/09	SCORED TD ON OFFENSE, DEFENSE & SPECIAL TEAMS	2 offense, 1 defense & 2 special teams, at New England, 10/4/10
vs. Minnesota, 12/21/14	SCORED SAFETY	vs. Indianapolis, 12/26/15



THE LAST TIME IT HAPPENED

THE LAST TIME (OFFENSE)		
BY DOLPHINS		BY OPPONENT
Has never happened	600+ NET YARDS OF OFFENSE	622, vs. New England, 9/12/11
503, vs. Houston, 10/25/15	500+ NET YARDS OF OFFENSE	589, at Buffalo, 12/24/16
494, at Buffalo, 12/24/16	400+ NET YARDS OF OFFENSE	589, at Buffalo, 12/24/16
315, vs. Baltimore, 11/11/73	300+ NET RUSHING YARDS	305, at Pittsburgh, 12/18/88
261, at Buffalo, 12/24/16	200+ NET RUSHING YARDS	272, at Buffalo, 12/24/16
206, Jay Ajayi, at Buffalo, 12/24/16	200-YARD RUSHING GAME	203, Rueben Mayes, vs. New Orleans, 12/7/86
206, Jay Ajayi, at Buffalo, 12/24/16	150-YARD RUSHING GAME	166, Chris Ivory, vs. N.Y. Jets, 10/4/15
122, Jay Ajayi, at L.A. Chargers, 9/17/17	100-YARD RUSHING GAME	128, LeSean McCoy, at Buffalo, 12/24/16
Mercury Morris (125) and Don Nottingham (102), at Green Bay, 10/5/75	TWO 100-YARD RUSHERS	LeSean McCoy (112) and Karlos Williams (110), at Buffalo, 11/8/15
Jay Ajayi (3), 204, vs. Pittsburgh, 10/16/16, 214, vs. Buffalo, 10/23/16 and 111 vs. N.Y. Jets, 11/6/16	CONSECUTIVE 100-YARD RUSHING GAMES	C.J. Anderson, 167, at Denver, 11/23/14 and Chris Johnson, 105, at N.Y. Jets, 12/1/14
Jay Ajayi (206) and Damien Williams (56), at Buffalo, 12/24/16	COMBINED 200-YARDS RUSHING BY 2 PLAYERS	LeSean McCoy (128) and Mike Gillislee (91), at Buffalo, 12/24/16
32, Jay Ajayi, at Buffalo, 12/24/16	30+ CARRIES	32, Knile Davis, vs. Kansas City, 9/21/14
28, Jay Ajayi, at L.A. Chargers, 9/17/17	25+ CARRIES	27, DeMarco Murray, vs. Tennessee, 10/9/16
85t, Lamar Miller, vs. Houston, 10/25/15	80+ YARD RUSHING PLAY	Has never happened
62, Jay Ajayi, vs. Pittsburgh, 10/16/16	60+ YARD RUSHING PLAY	60, Darrius Heyward-Bey, vs. Pittsburgh, 10/16/16
57, Jay Ajayi, at Buffalo, 12/24/16 46, Kenyan Drake, at Buffalo, 12/24/16	40+ YARD RUSHING PLAY	56t, J.J. Nelson, vs. Arizona, 12/11/16
2, Jay Ajayi, vs. Pittsburgh, 10/16/16	2+ RUSHING TOUCHDOWNS	2, Frank Gore, vs. Indianapolis, 12/27/15
442, at Cincinnati, 10/1/95	400+ NET PASSING YARDS (TEAM)	419, at Indianapolis, 11/4/12
311, vs. Cleveland, 9/25/16	300+ NET PASSING YARDS (TEAM)	323, at L.A. Chargers, 9/17/17
58, Ryan Tannehill, at N.Y. Jets, 11/29/15	50+ PASS ATTEMPTS	56, Tom Brady, vs. New England, 9/7/14
40, Ryan Tannehill, at Baltimore, 12/4/16	40+ PASS ATTEMPTS	47, Joe Flacco, at Baltimore, 12/4/16
32, Ryan Tannehill, at New England, 9/18/16	30+ COMPLETIONS	31, Philip Rivers, at L.A. Chargers, 9/17/17
29, Ryan Tannehill, at Baltimore, 12/4/16	25+ COMPLETIONS	31, Philip Rivers, at L.A. Chargers, 9/17/17
vs. New England, 1/1/17	NO SACKS ALLOWED	vs. New England, 1/1/17



THE LAST TIME IT HAPPENED

THE LAST TIME (OFFENSE)		
BY DOLPHINS		BY OPPONENT
158.3, Ryan Tannehill, at Houston, 10/25/15	PERFECT PASSER RATING (158.3) <i>(MIN. 20 ATTEMPTS)</i>	158.3, Geno Smith, vs. N.Y. Jets, 12/28/14
319, Ryan Tannehill, vs. Cleveland, 9/25/16	300+ YARD PASSER	329, Tyrod Taylor, at Buffalo, 12/24/16
Ryan Tannehill, 389, at New England, 9/18/16 and 319, vs. Cleveland, 9/25/16	CONSECUTIVE 300+ YARD PASSING GAMES	Philip Rivers, 331, at San Diego, 12/14/15 and Eli Manning, 337, vs. N.Y. Giants, 12/20/15
4, Matt Moore, at N.Y. Jets, 12/17/16	4+ TD PASSES	4, Joe Flacco, at Baltimore, 12/4/16
4, Matt Moore, at N.Y. Jets, 12/17/16	3+ TD PASSES	3, Tom Brady, vs. New England, 1/1/17
15, Chris Chambers, vs. Buffalo, 12/4/05	15+ RECEPTIONS	15, Isaac Bruce, at St. Louis, 12/24/95
13, Jarvis Landry, at L.A. Chargers, 9/17/17	10+ RECEPTIONS	11, Bilal Powell, at N.Y. Jets, 12/17/16
253, Brian Hartline, at Arizona, 9/30/12	200-YARD RECEIVER	221, Eric Decker, vs. N.Y. Jets, 12/28/14
253, Brian Hartline, at Arizona, 9/30/12	150-YARD RECEIVER	151, Julian Edelman, vs. New England, 1/1/17
108, Jarvis Landry, at N.Y. Jets, 12/17/16	100-YARD RECEIVER	100, Keenan Allen, at L.A. Chargers, 9/17/17
Jarvis Landry (137) and DeVante Parker (106) at New England, 9/18/16	TWO 100-YARD RECEIVERS IN SAME GAME	Calvin Johnson (113) and Golden Tate (109) at Detroit, 11/9/14
Jarvis Landry, 103, vs. Arizona, 12/11/16 and 108, at N.Y. Jets, 12/17/16	CONSECUTIVE 100-YARD RECEIVING GAMES	Sammy Watkins, 154, at Buffalo, 12/24/16, Julian Edelman, 151, vs. New England, 1/1/17, Keenan Allen, 100, at L.A. Chargers, 9/17/17
DeVante Parker, 106 (second half), at New England, 9/18/16	100-YARDS RECEIVING IN A HALF	Tyrell Williams, 109 (second half), at San Diego, 11/13/16
Has never happened	90+ YARD PASSING PLAY	99t, Tom Brady to Wes Welker, vs. New England, 9/12/11
80, Ryan Tannehill to Brian Hartline, at Arizona, 9/30/12	80+ YARD PASSING PLAY	84, Eli Manning to Odell Beckham Jr., vs. N.Y. Giants, 12/14/15
66t, Matt Moore to Jarvis Landry, at N.Y. Jets, 12/17/16	60+ YARD PASSING PLAY	77t, Tom Brady to Julian Edelman, vs. New England, 1/1/17
56, Matt Moore to DeVante Parker, at Buffalo, 12/24/16	50+ YARD PASSING PLAY	77t, Tom Brady to Julian Edelman, vs. New England, 1/1/17
56, Matt Moore to DeVante Parker, at Buffalo, 12/24/16	40+ YARD PASSING PLAY	77t, Tom Brady to Julian Edelman, vs. New England, 1/1/17
3, Lamar Thomas, vs. Denver, 12/21/98	3+ TD RECEPTIONS	3, Danny Woodhead, at San Diego, 12/20/15
2, Dion Sims, at N.Y. Jets, 12/17/16	2+ TD RECEPTIONS	2, Charles Clay, at Buffalo, 12/24/16
Arian Foster (38 rushing and 62 receiving), at Seattle, 9/11/16	LED TEAM IN RUSHING & RECEIVING IN SAME GAME	Bilal Powell (84 rushing and 78 receiving), at N.Y. Jets, 12/17/16
Jay Ajayi (214 rushing) and Kenny Stills (100 receiving) vs. Buffalo, 10/23/16	100-YARD RUSHER & 100-YARD RECEIVER IN SAME GAME	LeSean McCoy (128 rushing) and Sammy Watkins (154 receiving) at Buffalo, 12/24/16
Dan Marino (307 passing), Mark Higgs (131 rushing) and Tony Martin (106 receiving), vs. Tampa Bay, 12/1/91	100-YARD RUSHER, 100-YARD RECEIVER & 300-YARD PASSER IN SAME GAME	Tyrod Taylor (329 passing), LeSean McCoy (128 rushing), Sammy Watkins (154 receiving), at Buffalo, 12/24/16
Damien Williams (1 rushing, 1 receiving), at San Diego, 11/13/16	1+ RUSHING TD & 1+ RECEIVING TD IN SAME GAME	J.J. Nelson (1 rushing, 1 receiving), at Arizona, 12/11/16



THE LAST TIME IT HAPPENED

THE LAST TIME (OFFENSE)		
BY DOLPHINS		BY OPPONENT
Ryan Tannehill (3 passing, 1 rushing), at Denver, 11/23/14	1+ PASSING TD & 1+ RUSHING TD IN SAME GAME	Marcus Mariota (3 passing, 1 rushing), at Tennessee, 10/9/16
at L.A. Chargers, 9/17/17	NO TURNOVERS	at L.A. Chargers, 9/17/17
vs. Arizona, 12/11/16	TD SCORED ON FIRST DRIVE	vs. New England, 1/1/17
Ryan Tannehill to Jarvis Landry, vs. Buffalo, 10/23/16	SUCCESSFUL 2-POINT CONVERSION	Tom Brady to Julian Edelman, vs. New England, 1/1/17
at Baltimore, 12/4/16	FAILED 2-POINT CONVERSION	vs. Houston, 10/25/15

THE LAST TIME (DEFENSE)		
BY DOLPHINS		BY OPPONENT
76, vs. Buffalo, 10/21/73	HELD OPPONENT UNDER 100 YARDS OF TOTAL OFFENSE	88, at New England, 10/12/80
118, vs. Buffalo, 9/21/03	HELD OPPONENT UNDER 150 YARDS OF TOTAL OFFENSE	103, at Buffalo, 12/22/13
196, vs. New England, 1/3/16	HELD OPPONENT UNDER 200 YARDS OF TOTAL OFFENSE	103, at Buffalo, 12/22/13
226, at L.A. Rams, 11/20/16	HELD OPPONENT UNDER 300 YARDS OF TOTAL OFFENSE	280, vs. New England, 1/1/17
28, at Arizona, 9/30/12	HELD OPPONENT UNDER 30 YARDS RUSHING	12, at N.Y. Jets, 11/29/15
44, at L.A. Chargers, 9/17/17	HELD OPPONENT UNDER 50 YARDS RUSHING	44, at San Diego, 12/20/15
44, at L.A. Chargers, 9/17/17	HELD OPPONENT UNDER 75 YARDS RUSHING	67, at N.Y. Jets, 12/17/16
44, at L.A. Chargers, 9/17/17	HELD OPPONENT UNDER 100 YARDS RUSHING	75, vs. New England, 1/1/17
49, at N.Y. Jets, 12/1/14	HELD OPPONENT UNDER 100 YARDS NET PASSING	89, at Buffalo, 12/22/13
125, vs. Arizona, 12/11/16	HELD OPPONENT UNDER 150 YARDS NET PASSING	142, at L.A. Rams, 11/20/16
Louis Delmas (81) and Brent Grimes (22), at Jacksonville, 10/26/14	2+ INTERCEPTION RETURNS FOR TOUCHDOWNS BY TEAM IN SAME GAME	Darren Sharper (42) and Tracy Porter (54), vs. New Orleans, 10/25/09



THE LAST TIME IT HAPPENED

THE LAST TIME (DEFENSE)		
BY DOLPHINS		BY OPPONENT
3, Sam Madison, vs. Tennessee, 11/7/99	3+ INTERCEPTIONS	3, Nate Clements, at Buffalo, 10/20/02
2, Tony Lippett, at N.Y. Jets, 12/17/16	2+ INTERCEPTIONS	2, Preston Brown, vs. Buffalo, 9/27/15
8, at Arizona, 9/30/12	7+ SACKS BY TEAM	7, vs. Indianapolis, 12/27/15
6, at Tennessee, 10/18/15	6+ SACKS BY TEAM	6, vs. Tennessee, 10/9/16
6, at Tennessee, 10/18/15	5+ SACKS BY TEAM	6, vs. Tennessee, 10/9/16
4, Cameron Wake, at Tennessee, 10/18/15	4+ SACKS	Has never happened
4, Cameron Wake, at Tennessee, 10/18/15	3+ SACKS	3.5, Elvis Dumervil, vs. Baltimore, 12/7/14
2, Cameron Wake, at San Diego, 11/13/16	2+ SACKS	2, Dominique Easley, at L.A. Rams, 11/20/16
50t, Cortland Finnegan, at Oakland (London), 9/28/14	FUMBLE RECOVERED FOR TOUCHDOWN	54t, Chinedum Ndukwe, at Cincinnati, 12/20/07



THE LAST TIME IT HAPPENED

THE LAST TIME (SPECIAL TEAMS)		
BY DOLPHINS		BY OPPONENT
96t, Kenyan Drake, vs. N.Y. Jets, 11/6/16	KICKOFF RETURN FOR A TD	102t, C.J. Spiller, at Buffalo, 9/14/14
94t, Mercury Morris, at New England, 12/5/71	KICKOFF RETURN FOR A TD ON OPENING KICKOFF	101t, Jacoby Ford, at Oakland, 11/28/10
78, Kenyan Drake, vs. San Francisco, 11/27/16	50+ YARD KICKOFF RETURN	87, Chris Owusu, vs. N.Y. Jets, 12/28/14
74t, Jakeem Grant, vs. Tennessee, 10/9/16	PUNT RETURN FOR A TD	79t, Leodis McKelvin, at Buffalo, 11/15/12
74t, Jakeem Grant, vs. Tennessee, 10/9/16	50+ YARD PUNT RETURN	57, Jeremy Kerley, at N.Y. Jets, 11/29/15
Walt Aikens, at N.Y. Jets, 12/17/16	BLOCKED PUNT RECOVERED FOR A TD	Chris Burkett, vs. N.Y. Jets, 9/29/91
Walt Aikens, at N.Y. Jets, 12/17/16	BLOCKED PUNT	Boobie Dixon, at Buffalo, 9/14/14
Walt Aikens return of blocked PAT, vs. Arizona, 12/11/16	DEFENSIVE 2-POINT CONVERSION ON PAT	Has never happened
Jordan Phillips, vs. Arizona, 12/11/16	BLOCKED PAT	Donald Penn, vs. Tampa Bay, 11/15/09
Andrew Franks, at N.Y. Jets, 12/17/16	MISSED (NOT BLOCKED) PAT	Chandler Catanzaro, at Arizona, 12/11/16
Earl Mitchell, at Detroit, 11/9/14	BLOCKED FIELD GOAL	Daniel McCullers, vs. Pittsburgh, 10/16/16
47t, Curtis Johnson, vs. Green Bay, 12/19/71	BLOCKED FIELD GOAL RETURNED FOR TD	62t, Kyle Arrington, vs. New England, 12/14/14
6, Dan Carpenter, at Oakland, 11/28/10	6+ FIELD GOALS ATTEMPTED	6, Cody Parkey, vs. Cleveland, 9/25/16
5, Andrew Franks, vs. Pittsburgh, 10/16/16	5+ FIELD GOALS ATTEMPTED	5, Mike Nugent, at Cincinnati, 9/29/16
4, Cody Parkey, at L.A. Chargers, 9/17/17	4+ FIELD GOALS ATTEMPTED	5, Mike Nugent, at Cincinnati, 9/29/16
4, Cody Parkey, at L.A. Chargers, 9/17/17	3+ FIELD GOALS ATTEMPTED	3, Younghoe Koo, at L.A. Chargers, 9/17/17
6, Olindo Mare, at New England, 10/17/99	6+ FIELD GOALS MADE	Never happened
5, Dan Carpenter, at Cincinnati, 10/31/10	5+ FIELD GOALS MADE	5, Mike Nugent, at Cincinnati, 9/29/16
4, Cody Parkey, at L.A. Chargers, 9/17/17	4+ FIELD GOALS MADE	5, Mike Nugent, at Cincinnati, 9/29/16
4, Cody Parkey, at L.A. Chargers, 9/17/17	3+ FIELD GOALS MADE	3, Nick Folk, vs. N.Y. Jets, 11/6/16
at N.Y. Jets, 10/28/12	SUCCESSFUL ONSIDES KICK	at Buffalo, 12/18/11
at San Diego, 12/20/15	FAILED ONSIDES KICK ATTEMPT	vs. Buffalo, 10/23/16

National Football League Game Summary

NFL Copyright © 2017 by The National Football League. All rights reserved. This summary and play-by-play is for the express purpose of assisting media in their coverage of the game; any other use of this material is prohibited without the written permission of the National Football League. Updated: 9/17/2017

Date: Sunday, 9/17/2017

Miami Dolphins at Los Angeles Chargers

Start Time: 1:05 PM PT

at StubHub Center, Carson, CA

Game Day Weather

Game Weather: Cloudy
Played on Turf: Grass

Temp: 71° F (21.7° C) Humidity: 68%, Wind: W 7 mph

Officials

Referee: Corrente, Tony (99)
Line Judge: Longson, Bart (2)
Back Judge: Prukop, Todd (30)

Umpire: Eck, Alan (76)
Field Judge: Horton, Buddy (82)
Replay Official: Valenti, Terri (0)

Down Judge: Turner, Patrick (13)
Side Judge: Dickson, Ryan (25)

Lineups

Miami Dolphins

Los Angeles Chargers

Offense			Defense		
WR	10	K.Stills	DE	50	A.Branch
LT	67	L.Tunsil	DT	93	N.Suh
LG	65	A.Steen	DT	97	J.Phillips
C	51	M.Pouncey	DE	91	C.Wake
RG	74	J.Bushrod	LB	47	K.Alonso
RT	70	J.James	LB	45	M.Hull
TE	89	J.Thomas	LB	59	C.Allen
WR	11	D.Parker	CB	41	B.Maxwell
WR	14	J.Landry	CB	25	X.Howard
QB	6	J.Cutler	S	20	R.Jones
RB	23	J.Ajayi	S	29	N.Allen

Offense			Defense		
WR	13	K.Allen	DE	99	J.Bosa
LT	76	R.Okung	NT	92	B.Mebane
LG	68	M.Slauson	DT	94	C.Liuget
C	73	S.Pulley	LEO	54	M.Ingram
RG	79	K.Wiggins	MIKE	50	H.Pullard
RT	72	J.Barksdale	WILL	57	J.Brown
TE	86	H.Henry	LCB	26	C.Hayward
WR	16	Ty.Williams	SS	37	J.Addae
QB	17	P.Rivers	FS	33	T.Boston
FB	34	D.Watt	CB	20	D.King
RB	28	M.Gordon	RCB	24	Tr.Williams

Substitutions

Substitutions

K 1 C.Parkey, P 16 M.Haack, WR 19 J.Grant, RB 26 D.Williams, S 27 M.Smith, CB 28 B.McCain, S 31 M.Thomas, RB 32 K.Drake, RB 34 S.Perry, S 35 W.Aikens, CB 42 A.Verner, TE 48 M.Gray, LB 53 J.March-Lillard, DT 56 D.Godchaux, C 64 J.Brendel, T 77 J.Davis, DE 78 T.Fede, TE 80 A.Fasano, WR 88 L.Carroo, DE 90 C.Harris, LS 92 J.Denney, DE 95 W.Hayes, DT 96 V.Taylor

P 8 D.Kaser, K 9 Y.Koo, WR-KR 12 T.Benjamin, WR 15 D.Inman, S 23 D.McCoil, RB 30 A.Ekeler, S 31 A.Phillips, RB 32 B.Oliver, DE 40 C.McCain, CB 43 M.Davis, LS 47 M.Windt, OLB 49 J.Onwualu, OLB 51 K.Emanuel, ILB 56 K.Toomer, OLB 58 N.Harris, G 66 D.Feeney, NT 71 D.Square, G-T 75 C.Hairston, G 78 M.Schofield, TE 84 S.McGrath, TE 85 A.Gates, DE 93 D.Philon, DE 95 T.Palepoi

Did Not Play

Did Not Play

QB 8 M.Moore

QB 10 K.Clemens

Not Active

Not Active

CB 30 C.Tankersley, CB 33 T.McTyer, LB 58 R.Maulaluga, G 68 I.Asiata, T 71 E.Smith, T 79 S.Young, LB 94 L.Timmons

QB 7 C.Jones, CB 22 J.Verrett, S 25 R.Jenkins, T 69 S.Tevi, TE 80 S.Culkin, WR 81 M.Williams, DE 97 J.Attaochu

Field Goals (made () & missed)

C.Parkey (30) (28) (35) (54)

Y.Koo (41) 43WR 44WR

		1	2	3	4	OT	Total
VISITOR:	Miami Dolphins	3	0	10	6	0	19
HOME:	Los Angeles Chargers	0	10	7	0	0	17

Scoring Plays

Team	Qtr	Time	Play Description (Extra Point) (Drive Info)	Visitor	Home
Dolphins	1	7:07	C.Parkey 30 yd. Field Goal (13-70, 6:18)	3	0
Chargers	2	13:41	Y.Koo 41 yd. Field Goal (6-23, 2:36)	3	3
Chargers	2	5:01	M.Gordon 1 yd. run (Y.Koo kick) (7-70, 3:57)	3	10
Dolphins	3	12:07	K.Stills 29 yd. pass from J.Cutler (C.Parkey kick) (7-75, 2:53)	10	10
Chargers	3	8:18	A.Gates 7 yd. pass from P.Rivers (Y.Koo kick) (8-77, 3:49)	10	17
Dolphins	3	2:43	C.Parkey 28 yd. Field Goal (12-67, 5:35)	13	17
Dolphins	4	6:28	C.Parkey 35 yd. Field Goal (14-64, 7:05)	16	17
Dolphins	4	1:05	C.Parkey 54 yd. Field Goal (5-15, 1:57)	19	17

Paid Attendance: 25,381

Time: 2:54

Final Individual Statistics

Miami Dolphins

RUSHING	ATT	YDS	AVG	LG	TD
J.Ajayi	28	122	4.4	20	0
J.Cutler	2	-1	-0.5	0	0
K.Drake	1	-3	-3.0	-3	0
J.Landry	1	-7	-7.0	-7	0
Total	32	111	3.5	20	0

PASSING	ATT	CMP	YDS	SK/YD	TD	LG	IN	RT
J.Cutler	33	24	230	2/5	1	31	0	101.8
J.Landry	1	0	0	0/0	0	0	0	39.6
Total	34	24	230	2/5	1	31	0	98.9

PASS RECEIVING	TAR	REC	YDS	AVG	LG	TD
J.Landry	15	13	78	6.0	18	0
D.Parker	9	4	85	21.3	31	0
J.Thomas	3	3	26	8.7	11	0
K.Stills	5	2	37	18.5	29	1
J.Ajayi	2	2	4	2.0	3	0
Total	34	24	230	9.6	31	1

INTERCEPTIONS	NO	YDS	AVG	LG	TD
Total	0	0	0	0	0

PUNTING	NO	YDS	AVG	NET	TB	IN20	LG
M.Haack	3	130	43.3	29.0	1	0	58
Total	3	130	43.3	29.0	1	0	58

PUNT RETURNS	NO	YDS	AVG	FC	LG	TD
J.Grant	3	21	7.0	0	14	0
[DOWNED]	1	0	0.0	0	0	0
Total	3	21	7.0	0	14	0

KICKOFF RETURNS	NO	YDS	AVG	FC	LG	TD
K.Drake	3	71	23.7	0	34	0
[TOUCHBACK]	1	0	0.0	0	0	0
Total	3	71	23.7	0	34	0

Los Angeles Chargers

RUSHING	ATT	YDS	AVG	LG	TD
B.Oliver	3	31	10.3	26	0
M.Gordon	9	13	1.4	11	1
D.Watt	1	0	0.0	0	0
P.Rivers	1	0	0.0	0	0
Total	14	44	3.1	26	1

PASSING	ATT	CMP	YDS	SK/YD	TD	LG	IN	RT
P.Rivers	39	31	331	1/8	1	24	0	110.6
Total	39	31	331	1/8	1	24	0	110.6

PASS RECEIVING	TAR	REC	YDS	AVG	LG	TD
K.Allen	10	9	100	11.1	24	0
H.Henry	7	7	80	11.4	17	0
M.Gordon	8	7	65	9.3	16	0
Ty.Williams	4	4	54	13.5	23	0
A.Gates	4	2	11	5.5	7	1
T.Benjamin	3	1	11	11.0	11	0
S.McGrath	1	1	10	10.0	10	0
D.Inman	2	0	0	0.0	0	0
Total	39	31	331	10.7	24	1

INTERCEPTIONS	NO	YDS	AVG	LG	TD
Total	0	0	0	0	0

PUNTING	NO	YDS	AVG	NET	TB	IN20	LG
D.Kaser	4	170	42.5	37.3	0	3	58
Total	4	170	42.5	37.3	0	3	58

PUNT RETURNS	NO	YDS	AVG	FC	LG	TD
T.Benjamin	1	23	23.0	0	23	0
[OUT OF BOUNDS]	1	0	0.0	0	0	0
[TOUCHBACK]	1	0	0.0	0	0	0
Total	1	23	23.0	0	23	0

KICKOFF RETURNS	NO	YDS	AVG	FC	LG	TD
A.Ekeler	3	49	16.3	0	22	0
D.King	1	17	17.0	0	17	0
[TOUCHBACK]	2	0	0.0	0	0	0
Total	4	66	16.5	0	22	0

Miami Dolphins

FUMBLES	FUM	LOST	OWN-REC	YDS	TD	FORCED	OPP-REC	YDS	TD	OUT-BDS
Total	0	0	0	0	0	0	0	0	0	0

Los Angeles Chargers

FUMBLES	FUM	LOST	OWN-REC	YDS	TD	FORCED	OPP-REC	YDS	TD	OUT-BDS
Total	0	0	0	0	0	0	0	0	0	0

Final Team Statistics

	Visitor Dolphins	Home Chargers
TOTAL FIRST DOWNS	21	24
By Rushing	6	3
By Passing	13	19
By Penalty	2	2
THIRD DOWN EFFICIENCY	5-13-38%	2-8-25%
FOURTH DOWN EFFICIENCY	0-1-0%	0-0-0%
TOTAL NET YARDS	336	367
Total Offensive Plays (inc. times thrown passing)	68	54
Average gain per offensive play	4.9	6.8
NET YARDS RUSHING	111	44
Total Rushing Plays	32	14
Average gain per rushing play	3.5	3.1
Tackles for a loss-number and yards	6-16	4-8
NET YARDS PASSING	225	323
Times thrown - yards lost attempting to pass	2-5	1-8
Gross yards passing	230	331
PASS ATTEMPTS-COMPLETIONS-HAD INTERCEPTED	34-24-0	39-31-0
Avg gain per pass play (inc.# thrown passing)	6.3	8.1
KICKOFFS Number-In End Zone-Touchbacks	6-3-2	4-3-1
PUNTS Number and Average	3-43.3	4-42.5
Had Blocked	0	0
FGs - PATs Had Blocked	0-0	0-0
Net Punting Average	29.0	37.3
TOTAL RETURN YARDAGE (Not Including Kickoffs)	21	23
No. and Yards Punt Returns	3-21	1-23
No. and Yards Kickoff Returns	3-71	4-66
No. and Yards Interception Returns	0-0	0-0
PENALTIES Number and Yards	5-23	6-56
FUMBLES Number and Lost	0-0	0-0
TOUCHDOWNS	1	2
Rushing	0	1
Passing	1	1
EXTRA POINTS Made-Attempts	1-1	2-2
Kicking Made-Attempts	1-1	2-2
FIELD GOALS Made-Attempts	4-4	1-3
RED ZONE EFFICIENCY	0-3-0%	2-3-67%
GOAL TO GO EFFICIENCY	0-2-0%	2-2-100%
SAFETIES	0	0
FINAL SCORE	19	17
TIME OF POSSESSION	33:22	26:38

Ball Possession And Drive Chart

Miami Dolphins

#	Time Recd	Time Lost	Time Poss	How Ball Obtained	Drive Began	# Play	Yds Gain	Yds Pen	Net Yds	1st Down	Last Scrm	How Given Up
1	13:25	7:07	6:18	Punt	MIA 18	13	60	10	70	5	* LAC 12	Field Goal
2	3:33	1:17	2:16	Punt	MIA 12	3	4	0	4	0	MIA 16	Punt
3	13:41	8:58	4:43	Kickoff	MIA 17	8	34	0	34	2	LAC 49	Punt
4	5:01	3:01	2:00	Kickoff	MIA 34	3	8	0	8	0	MIA 42	Punt
5	0:30	0:00	0:30	Missed FG	MIA 33	6	15	0	15	1	MIA 48	Downs
6	15:00	12:07	2:53	Kickoff	MIA 25	7	60	15	75	4	LAC 29	Touchdown
7	8:18	2:43	5:35	Kickoff	MIA 23	12	67	0	67	4	* LAC 10	Field Goal
8	13:33	6:28	7:05	Punt	MIA 19	14	74	-10	64	4	* LAC 17	Field Goal
9	3:02	1:05	1:57	Punt	MIA 49	5	15	0	15	1	LAC 36	Field Goal
10	0:05	0:00	0:05	Missed FG	MIA 34	1	-1	0	-1	0	MIA 34	End of Game

(264) Average MIA 26

Los Angeles Chargers

#	Time Recd	Time Lost	Time Poss	How Ball Obtained	Drive Began	# Play	Yds Gain	Yds Pen	Net Yds	1st Down	Last Scrm	How Given Up
1	15:00	13:25	1:35	Kickoff	LAC 25	3	6	0	6	0	LAC 31	Punt
2	7:07	3:33	3:34	Kickoff	LAC 25	4	24	-10	14	1	LAC 39	Punt
3	1:17	13:41	2:36	Punt	MIA 46	6	23	0	23	1	MIA 23	Field Goal
4	8:58	5:01	3:57	Punt	LAC 30	7	67	3	70	5	* MIA 1	Touchdown
5	3:01	0:30	2:31	Punt	LAC 20	10	55	0	55	3	* MIA 25	Missed FG
6	12:07	8:18	3:49	Kickoff	LAC 23	8	77	0	77	6	* MIA 7	Touchdown
7	2:43	13:33	4:10	Kickoff	LAC 21	7	47	-10	37	3	MIA 42	Punt
8	6:28	3:02	3:26	Kickoff	LAC 6	6	19	0	19	1	LAC 25	Punt
9	1:05	0:05	1:00	Kickoff	LAC 20	6	49	5	54	4	MIA 26	Missed FG

(224) Average LAC 25

* inside opponent's 20

Time of Possession by Quarter

		1st	2nd	3rd	4th	OT	Total
Visitor	Miami Dolphins	8:34	7:13	8:28	9:07		33:22
Home	Los Angeles Chargers	6:26	7:47	6:32	5:53		26:38

Kickoff Drive No.-Start Average

Dolphins: 4 - MIA 25

Chargers: 6 - LAC 20

Final Defensive Statistics

Miami Dolphins	Regular Defensive Plays												Special Teams					Misc			
	TKL	AST	COMB	SK	/ YDS	TFL	Q	IN	PD	FF	FR	TKL	AST	FF	FR	BL	TKL	AST	FF	FR	
M.Hull	7	3	10	0	0	1	1	0	0	0	0	0	0	0	0	0	0	0	0	0	0
X.Howard	6	1	7	0	0	0	0	0	0	0	0	0	0	0	0	0	0	0	0	0	0
K.Alonso	4	3	7	0	0	1	0	0	0	0	0	0	0	0	0	0	0	0	0	0	0
R.Jones	5	1	6	0	0	0	0	0	0	0	0	0	0	0	0	0	0	0	0	0	0
N.Allen	3	2	5	0	0	0	0	0	0	0	0	0	0	0	0	0	0	0	0	0	0
B.Maxwell	4	0	4	0	0	0	0	0	0	0	0	0	0	0	0	0	0	0	0	0	0
N.Suh	2	2	4	0	0	2	0	0	0	0	0	0	0	0	0	0	0	0	0	0	0
C.Allen	3	0	3	0	0	0	0	0	0	0	0	1	0	0	0	0	0	0	0	0	0
J.Phillips	0	3	3	0	0	0	0	0	0	0	0	0	0	0	0	0	0	0	0	0	0
C.Wake	2	0	2	0	0	0	0	0	0	0	0	0	0	0	0	0	0	0	0	0	0
W.Hayes	1	1	2	1	8	1	1	0	0	0	0	0	0	0	0	0	0	0	0	0	0
B.McCain	1	1	2	0	0	0	0	0	0	0	0	1	0	0	0	0	0	0	0	0	0
A.Branch	1	1	2	0	0	0	0	0	0	0	0	0	0	0	0	0	0	0	0	0	0
D.Godchaux	1	1	2	0	0	0	0	0	0	0	0	0	0	0	0	0	0	0	0	0	0
C.Harris	1	0	1	0	0	0	1	0	0	0	0	0	0	0	0	0	0	0	0	0	0
V.Taylor	1	0	1	0	0	0	0	0	0	0	0	0	0	0	0	0	0	0	0	0	0
M.Thomas	0	0	0	0	0	0	0	0	0	0	0	2	0	0	0	0	0	0	0	0	0
K.Drake	0	0	0	0	0	0	0	0	0	0	0	1	0	0	0	0	0	0	0	0	0
J.March-Lillard	0	0	0	0	0	0	0	0	0	0	0	0	1	0	0	0	0	0	0	0	0
Total	42	19	61	1	8	5	3	0	0	0	0	5	1	0	0	0	0	0	0	0	0

TKL = Tackle AST = Assist COMB = Combined QH=QB Hit IN = Interception PD = Pass Defense FF = Forced Fumble FR = Fumble Recovery

Los Angeles Chargers	Regular Defensive Plays												Special Teams					Misc			
	TKL	AST	COMB	SK	/ YDS	TFL	QH	IN	PD	FF	FR	TKL	AST	FF	FR	BL	TKL	AST	FF	FR	
J.Brown	6	6	12	0	0	1	0	0	0	0	0	0	0	0	0	0	0	0	0	0	0
T.Boston	6	3	9	0	0	0	0	0	0	0	0	0	0	0	0	0	0	0	0	0	0
H.Pullard	5	3	8	0	0	1	0	0	0	0	0	2	0	0	0	0	0	0	0	0	0
J.Addae	5	1	6	0	0	2	0	0	1	0	0	0	0	0	0	0	0	0	0	0	0
J.Bosa	5	0	5	0	0	1	0	0	0	0	0	0	0	0	0	0	0	0	0	0	0
D.King	4	1	5	0	0	1	0	0	0	0	0	1	0	0	0	0	0	0	0	0	0
Tr.Williams	3	2	5	0	0	1	0	0	2	0	0	1	0	0	0	0	0	0	0	0	0
C.Hayward	3	2	5	0	0	0	0	0	0	0	0	0	0	0	0	0	0	0	0	0	0
M.Ingram	4	0	4	1	5	1	1	0	0	0	0	0	0	0	0	0	0	0	0	0	0
D.Phillon	3	0	3	0	0	1	0	0	0	0	0	0	0	0	0	0	0	0	0	0	0
T.Palepoi	3	0	3	0	0	1	0	0	0	0	0	0	0	0	0	0	0	0	0	0	0
N.Harris	2	1	3	0	0	0	0	0	0	0	0	0	0	0	0	0	0	0	0	0	0
K.Emanuel	1	2	3	0	0	0	0	0	1	0	0	0	0	0	0	0	0	0	0	0	0
A.Phillips	2	0	2	0	0	0	0	0	0	0	0	0	0	0	0	0	0	0	0	0	0
C.McCain	1	1	2	1	0	0	1	0	0	0	0	0	0	0	0	0	0	0	0	0	0
C.Liuget	1	1	2	0	0	0	0	0	0	0	0	0	0	0	0	0	0	0	0	0	0
K.Toomer	0	1	1	0	0	0	0	0	0	0	0	0	0	0	0	0	0	0	0	0	0
D.Watt	0	0	0	0	0	0	0	0	0	0	0	1	0	0	0	0	0	0	0	0	0
D.McCoil	0	0	0	0	0	0	0	0	0	0	0	1	0	0	0	0	0	0	0	0	0
M.Davis	0	0	0	0	0	0	0	0	0	0	0	0	1	0	0	0	0	0	0	0	0
J.Onwualu	0	0	0	0	0	0	0	0	0	0	0	0	1	0	0	0	0	0	0	0	0
A.Ekeler	0	0	0	0	0	0	0	0	0	0	0	0	1	0	0	0	0	0	0	0	0
Total	54	24	78	2	5	10	2	0	4	0	0	6	3	0	0	0	0	0	0	0	0

Miami Dolphins vs Los Angeles Chargers
9/17/2017 at StubHub Center

First Half Summary

PERIOD SCORES

Dolphins	3	0 = 3
Chargers	0	10 = 10

TIME OF POSSESSION

Dolphins	15:47
Chargers	14:13

Scoring Plays

Team	Qtr	Time	Play Description (Extra Point) (Drive Info)	Visitor	Home
Dolphins	1	7:07	C.Parkey 30 yd. Field Goal (13-70, 6:18)	3	0
Chargers	2	13:41	Y.Koo 41 yd. Field Goal (6-23, 2:36)	3	3
Chargers	2	5:01	M.Gordon 1 yd. run (Y.Koo kick) (7-70, 3:57)	3	10

	Miami Dolphins	Los Angeles Chargers
TOTAL FIRST DOWNS	8	10
First Downs Rushing-Passing-by Penalty	2 - 5 - 1	2 - 7 - 1
THIRD DOWN EFFICIENCY	1-6-17%	1-5-20%
TOTAL NET YARDS	121	175
Total Offensive Plays	32	28
NET YARDS RUSHING	46	31
NET YARDS PASSING	75	144
Gross Yards Passing	75	152
Times thrown-yards lost attempting to pass	0-0	1-8
Pass Attempts-Completions-Had Intercepted	18 - 13 - 0	17 - 14 - 0
Punts-Number and Average	3 - 43.3	2 - 53.5
Penalties-Number and Yards	3 - 8	3 - 25
Fumbles-Number and Lost	0 - 0	0 - 0
Red Zone Efficiency	0-1-0%	1-2-50%
Average Drive Start	MIA 23	LAC 31

Miami Dolphins

Los Angeles Chargers

RUSHING						RUSHING					
	ATT	YDS	AVG	LG	TD		ATT	YDS	AVG	LG	TD
J.Ajayi	11	56	5.1	20	0	B.Oliver	2	28	14.0	26	0
J.Cutler	1	0	0.0	0	0	M.Gordon	7	3	0.4	6	1
K.Drake	1	-3	-3.0	-3	0	D.Watt	1	0	0.0	0	0
J.Landry	1	-7	-7.0	-7	0						
Total	14	46	3.3	20	0	Total	10	31	3.1	26	1

PASSING									PASSING								
	ATT	CMP	YDS	SK/YD	TD	LG	IN	RT		ATT	CMP	YDS	SK/YD	TD	LG	IN	RT
J.Cutler	17	13	75	0/0	0	11	0	84.2	P.Rivers	17	14	152	1/8	0	24	0	103.9
J.Landry	1	0	0	0/0	0	0	0	39.6									
Total	18	13	75	0/0	0	11	0	79.6	Total	17	14	152	1/8	0	24	0	103.9

PASS RECEIVING							PASS RECEIVING						
	TAR	REC	YDS	AVG	LG	TD		TAR	REC	YDS	AVG	LG	TD
J.Landry	9	8	30	3.8	9	0	K.Allen	5	4	40	10.0	24	0
J.Thomas	3	3	26	8.7	11	0	H.Henry	3	3	40	13.3	15	0
D.Parker	2	1	11	11.0	11	0	M.Gordon	3	3	20	6.7	8	0
K.Stills	4	1	8	8.0	8	0	Ty.Williams	2	2	38	19.0	23	0
							S.McGrath	1	1	10	10.0	10	0
							A.Gates	2	1	4	4.0	4	0
							T.Benjamin	1	0	0	0.0	0	0
Total	18	13	75	5.8	11	0	Total	17	14	152	10.9	24	0

Miami Dolphins

Regular Defensive Plays

Special Teams

Misc

	TKL	AST	COMB	SK	/ YDS	TFL	Q	IN	PD	FF	FR	TKL	AST	FF	FR	BL	TKL	AST	FF	FR
M.Hull	5	1	6	0	0	1	1	0	0	0	0	0	0	0	0	0	0	0	0	0
N.Allen	3	2	5	0	0	0	0	0	0	0	0	0	0	0	0	0	0	0	0	0
N.Suh	2	2	4	0	0	2	0	0	0	0	0	0	0	0	0	0	0	0	0	0
C.Allen	3	0	3	0	0	0	0	0	0	0	0	0	0	0	0	0	0	0	0	0
Total	13	5	18	0	0	3	1	0	0	0	0	0	0	0	0	0	0	0	0	0

First Half Summary

Los Angeles Chargers	Regular Defensive Plays											Special Teams					Misc				
	TKL	AST	COMB	SK	/ YDS	TFL	QH	IN	PD	FF	FR	TKL	AST	FF	FR	BL	TKL	AST	FF	FR	
J.Brown	2	5	7	0	0	0	0	0	0	0	0	0	0	0	0	0	0	0	0	0	0
H.Pullard	3	2	5	0	0	0	0	0	0	0	0	1	0	0	0	0	0	0	0	0	0
T.Boston	3	1	4	0	0	0	0	0	0	0	0	0	0	0	0	0	0	0	0	0	0
J.Bosa	3	0	3	0	0	1	0	0	0	0	0	0	0	0	0	0	0	0	0	0	0
Total	11	8	19	0	0	1	0	0	0	0	0	1	0	0	0	0	0	0	0	0	0

First Quarter

9/17/2017

Play By Play

MIA wins the coin toss and elects to defer. LAC elects to Receive, and MIA elects to defend the kick goal.

C.Parkey kicks 65 yards from MIA 35 to end zone, Touchback.

Los Angeles Chargers at 15:00

- 1-10-LAC 25 (15:00) M.Gordon up the middle to LAC 25 for no gain (C.Allen, K.Alonso).
- 2-10-LAC 25 (14:26) M.Gordon up the middle to LAC 31 for 6 yards (N.Allen, N.Suh).
- 3-4-LAC 31 (13:42) (Shotgun) P.Rivers pass incomplete short right to T.Benjamin.
- 4-4-LAC 31 (13:37) D.Kaser punts 49 yards to MIA 20, Center-M.Windt. J.Grant to MIA 18 for -2 yards (D.Watt).

Miami Dolphins at 13:25

- 1-10-MIA 18 (13:25) (Shotgun) J.Ajayi up the middle to MIA 24 for 6 yards (M.Ingram).
- 2-4-MIA 24 (12:50) (Shotgun) *PENALTY on MIA-L.Tunsil, False Start, 5 yards, enforced at MIA 24 - No Play.*
- 2-9-MIA 19 (12:28) (Shotgun) J.Cutler pass short left to J.Landry to MIA 28 for 9 yards (A.Phillips, H.Pullard). P1
- 1-10-MIA 28 (11:54) J.Cutler pass short left to J.Thomas to MIA 38 for 10 yards (D.King, J.Brown). P2
- 1-10-MIA 38 (11:24) J.Ajayi left end to MIA 38 for no gain (D.Philon).
- 2-10-MIA 38 (10:45) J.Ajayi right tackle to LAC 42 for 20 yards (T.Boston). R3
- 1-10-LAC 42 (10:18) (Shotgun) J.Cutler pass incomplete deep right to K.Stills.
- 2-10-LAC 42 (10:13) J.Cutler pass short left to D.Parker to LAC 31 for 11 yards (T.Boston, J.Brown). P4
Penalty on LAC-M.Ingram, Defensive Offside, declined.
- 1-10-LAC 31 (9:47) J.Landry up the middle to LAC 38 for -7 yards (D.King).
- 2-17-LAC 38 (9:08) (Shotgun) J.Ajayi up the middle to LAC 32 for 6 yards (J.Bosa).
PENALTY on LAC-J.Bosa, Unnecessary Roughness, 15 yards, enforced at LAC 32. X5
- 1-10-LAC 17 (8:41) J.Landry pass incomplete short left to K.Stills.
- 2-10-LAC 17 (8:35) J.Ajayi left end to LAC 13 for 4 yards (H.Pullard).
- 3-6-LAC 13 (7:51) (Shotgun) J.Cutler pass short right to J.Landry to LAC 12 for 1 yard (C.Hayward).
- 4-5-LAC 12 (7:13) **C.Parkey 30 yard field goal is GOOD, Center-J.Denney, Holder-M.Haack.**

MIA 3 LAC 0, 13 plays, 70 yards, 1 penalty, 6:18 drive, 7:53 elapsed

C.Parkey kicks 65 yards from MIA 35 to end zone, Touchback.

Los Angeles Chargers at 7:07

- 1-10-LAC 25 (7:07) (Shotgun) P.Rivers pass short middle to S.McGrath to LAC 35 for 10 yards (M.Hull, K.Alonso). P1
- 1-10-LAC 35 (6:36) M.Gordon up the middle to LAC 31 for -4 yards (N.Suh, W.Hayes).
- 2-14-LAC 31 (5:56) (Shotgun) P.Rivers pass short middle to M.Gordon to LAC 39 for 8 yards (C.Allen, M.Hull).
- 3-6-LAC 39 (5:09) (Shotgun) *PENALTY on LAC-Ty.Williams, False Start, 5 yards, enforced at LAC 39 - No Play.*
- 3-11-LAC 34 (4:44) (Shotgun) P.Rivers pass short left to H.Henry to LAC 44 for 10 yards (M.Hull).
- 4-1-LAC 44 (3:55) (Run formation) *PENALTY on LAC-P.Rivers, Delay of Game, 5 yards, enforced at LAC 44 - No Play.*
- 4-6-LAC 39 (3:48) D.Kaser punts 58 yards to MIA 3, Center-M.Windt. J.Grant to MIA 12 for 9 yards (H.Pullard, M.Davis).

Miami Dolphins at 3:33

- 1-10-MIA 12 (3:33) J.Ajayi left end to MIA 20 for 8 yards (T.Boston, J.Brown).
- 2-2-MIA 20 (2:49) J.Ajayi up the middle to MIA 18 for -2 yards (D.Philon, K.Emanuel).
- 3-4-MIA 18 (2:05) (Shotgun) J.Cutler pass short left to J.Landry to MIA 16 for -2 yards (Tr.Williams).
- 4-6-MIA 16 (1:31) M.Haack punts 53 yards to LAC 31, Center-J.Denney. T.Benjamin to MIA 46 for 23 yards (M.Thomas).

Los Angeles Chargers at 1:17

- 1-10-MIA 46 (1:17) P.Rivers pass short right to K.Allen to MIA 44 for 2 yards (M.Hull).
- 2-8-MIA 44 (:31) (Shotgun) P.Rivers pass short right to H.Henry to MIA 29 for 15 yards (N.Allen). P2

END OF QUARTER

	Score	Time	First Downs				Efficiencies	
		Poss	R	P	X	T	3 Down	4 Down
Miami Dolphins	3	8:34	1	3	1	5	0/2	0/0
Los Angeles Chargers	0	6:26	0	2	0	2	0/2	0/0

Second Quarter

9/17/2017

Play By Play

Los Angeles Chargers continued.

- 1-10-MIA 29 (15:00) M.Gordon up the middle to MIA 31 for -2 yards (M.Hull, A.Branch).
 2-12-MIA 31 (14:26) (Shotgun) P.Rivers pass short left to M.Gordon ran ob at MIA 23 for 8 yards (M.Hull).
 3-4-MIA 23 (13:52) (Shotgun) P.Rivers pass incomplete short left to K.Allen.
 4-4-MIA 23 (13:46) **Y.Koo 41 yard field goal is GOOD, Center-M.Windt, Holder-D.Kaser.**

MIA 3 LAC 3, 6 plays, 23 yards, 2:36 drive, 1:19 elapsed

Y.Koo kicks 68 yards from LAC 35 to MIA -3. K.Drake to MIA 17 for 20 yards (Tr.Williams, J.Onwualu).

Miami Dolphins at 13:41, (1st play from scrimmage 13:35)

- 1-10-MIA 17 (13:35) J.Ajayi right tackle to MIA 19 for 2 yards (J.Bosa).
 2-8-MIA 19 (12:59) J.Cutler pass short left to J.Landry to MIA 24 for 5 yards (J.Addae).
 3-3-MIA 24 (12:16) (Shotgun) J.Cutler pass short right to J.Landry to MIA 29 for 5 yards (J.Brown). P6
1-10-MIA 29 (11:43) (Shotgun) J.Cutler pass short right to K.Stills to MIA 37 for 8 yards (D.King, H.Pullard).
 2-2-MIA 37 (11:16) J.Ajayi up the middle to MIA 47 for 10 yards (H.Pullard, T.Boston). R7
1-10-MIA 47 (10:52) J.Ajayi left end pushed ob at MIA 46 for -1 yards (T.Palepoi).
 2-11-MIA 46 (10:23) (Shotgun) K.Drake up the middle to MIA 43 for -3 yards (J.Bosa).
 3-14-MIA 43 (9:40) (Shotgun) J.Cutler pass short middle to J.Landry to LAC 49 for 8 yards (A.Phillips).
 4-6-LAC 49 (9:06) M.Haack punts 19 yards to LAC 30, Center-J.Denney, out of bounds.

Los Angeles Chargers at 8:58

- 1-10-LAC 30 (8:58) (Shotgun) P.Rivers pass short middle to H.Henry to LAC 45 for 15 yards (N.Allen). P3
1-10-LAC 45 (8:27) B.Oliver left end to LAC 47 for 2 yards (C.Allen).
 2-8-LAC 47 (8:03) (Shotgun) B.Oliver left tackle to MIA 27 for 26 yards (R.Jones). R4
1-10-MIA 27 (7:29) M.Gordon up the middle to MIA 28 for -1 yards (N.Suh, D.Godchaux).
 2-11-MIA 28 (6:49) (Shotgun) P.Rivers pass deep middle to K.Allen to MIA 4 for 24 yards (R.Jones, N.Allen). P5
1-4-MIA 4 (6:03) (Shotgun) P.Rivers pass incomplete short left to H.Henry.
PENALTY on MIA-R.Jones, Defensive Pass Interference, 3 yards, enforced at MIA 4 - No Play. X6
1-1-MIA 1 (5:58) D.Watt up the middle to MIA 1 for no gain (V.Taylor, N.Suh).
 2-1-MIA 1 (5:23) D.Watt up the middle to MIA 1 for no gain (C.Allen).
PENALTY on MIA-J.Phillips, Defensive Offside, 0 yards, enforced at MIA 1 - No Play.
 2-1-MIA 1 (5:05) **M.Gordon left guard for 1 yard, TOUCHDOWN.** R7
 Y.Koo extra point is GOOD, Center-M.Windt, Holder-D.Kaser.

MIA 3 LAC 10, 7 plays, 70 yards, 2 penalties, 3:57 drive, 9:59 elapsed

Y.Koo kicks 65 yards from LAC 35 to MIA 0. K.Drake to MIA 34 for 34 yards (D.King).

Miami Dolphins at 5:01, (1st play from scrimmage 4:54)

- 1-10-MIA 34 (4:54) (Shotgun) J.Ajayi up the middle to MIA 37 for 3 yards (H.Pullard, J.Brown).
 2-7-MIA 37 (4:22) (Shotgun) J.Cutler left end to MIA 37 for no gain (M.Ingram).
 3-7-MIA 37 (3:39) (Shotgun) J.Cutler pass short right to J.Thomas ran ob at MIA 42 for 5 yards.
 4-2-MIA 42 (3:09) M.Haack punts 58 yards to end zone, Center-J.Denney, Touchback.

Los Angeles Chargers at 3:01

- 1-10-LAC 20 (3:01) (Shotgun) P.Rivers pass short left to A.Gates to LAC 24 for 4 yards (X.Howard).
 2-6-LAC 24 (2:27) (Shotgun) P.Rivers pass short left to Ty.Williams to LAC 47 for 23 yards (B.Maxwell, N.Allen). P8
1-10-LAC 47 (2:01) (Shotgun) P.Rivers pass short left to Ty.Williams to MIA 38 for 15 yards (X.Howard). P9
Penalty on MIA-D.Godchaux, Defensive Offside, declined.

Two-Minute Warning

- 1-10-MIA 38 (1:55) (Shotgun) M.Gordon up the middle to MIA 35 for 3 yards (C.Wake, J.Phillips).
 2-7-MIA 35 (1:27) (Shotgun) P.Rivers pass incomplete short left to A.Gates [M.Hull].
 3-7-MIA 35 (1:22) (Shotgun) P.Rivers pass short right to K.Allen to MIA 26 for 9 yards (C.Wake). P10
1-10-MIA 26 (:55) (Shotgun) P.Rivers pass short left to K.Allen to MIA 21 for 5 yards (X.Howard).
 Timeout #1 by LAC at 00:48.
 2-5-MIA 21 (:48) (Shotgun) P.Rivers pass short right to M.Gordon pushed ob at MIA 17 for 4 yards (B.McCain).
 3-1-MIA 17 (:43) P.Rivers sacked at MIA 25 for -8 yards (W.Hayes).

Miami Dolphins vs Los Angeles Chargers at StubHub Center

Timeout #2 by LAC at 00:35.

4-9-MIA 25 (:35) Y.Koo 43 yard field goal is No Good, Wide Right, Center-M.Windt, Holder-D.Kaser.

Miami Dolphins at 0:30

1-10-MIA 33 (:30) (Shotgun) J.Cutler pass incomplete short left to J.Landry.

2-10-MIA 33 (:26) (Shotgun) J.Cutler pass short left to J.Thomas to MIA 44 for 11 yards (N.Harris, Tr.Williams).

Timeout #1 by MIA at 00:20.

1-10-MIA 44 (:20) (Shotgun) J.Cutler pass short middle to J.Landry to 50 for 6 yards (J.Brown).

Timeout #2 by MIA at 00:15.

2-4-50 (:15) (Shotgun) J.Cutler pass incomplete deep left to D.Parker (J.Addae).

Timeout #3 by MIA at 00:09.

3-4-50 (:09) (Shotgun) J.Cutler pass short left to J.Landry to MIA 48 for -2 yards (J.Addae, J.Brown).

4-6-MIA 48 (:02) (Shotgun) J.Cutler pass incomplete deep right to K.Stills.

P8

END OF QUARTER

		Time	First Downs				Efficiencies	
	Score	Poss	R	P	X	T	3 Down	4 Down
Miami Dolphins	3	7:13	1	2	0	3	1/4	0/1
Los Angeles Chargers	10	7:47	2	5	1	8	1/3	0/0

Third Quarter

9/17/2017

Play By Play

MIA elects to Receive, and LAC elects to defend the South goal.

Y.Koo kicks 65 yards from LAC 35 to end zone, Touchback.

Miami Dolphins at 15:00

1-10-MIA 25	(15:00) J.Cutler pass short right to J.Landry to MIA 36 for 11 yards (C.Hayward).	P9
<u>1-10-MIA 36</u>	(14:24) J.Ajayi left tackle to MIA 43 for 7 yards (M.Ingram). <i>PENALTY on LAC-T.Boston, Unnecessary Roughness, 15 yards, enforced at MIA 43.</i>	X10
<u>1-10-LAC 42</u>	(13:59) J.Cutler pass incomplete deep right to D.Parker (K.Emanuel). Miami challenged the incomplete pass ruling, and the play was Upheld. The ruling on the field was confirmed. (Timeout #1.)	
2-10-LAC 42	(13:51) J.Ajayi up the middle to LAC 34 for 8 yards (T.Boston).	
3-2-LAC 34	(13:10) (Shotgun) J.Ajayi up the middle to LAC 29 for 5 yards (J.Bosa, N.Harris).	R11
<u>1-10-LAC 29</u>	(12:47) (Shotgun) J.Ajayi up the middle to LAC 29 for no gain (C.Liuget).	
2-10-LAC 29	(12:15) (Shotgun) J.Cutler pass deep right to K.Stills for 29 yards, TOUCHDOWN. C.Parkey extra point is GOOD, Center-J.Denney, Holder-M.Haack.	P12

MIA 10 LAC 10, 7 plays, 75 yards, 1 penalty, 2:53 drive, 2:53 elapsed

C.Parkey kicks 64 yards from MIA 35 to LAC 1. A.Ekeler to LAC 23 for 22 yards (B.McCain, J.March-Lillard).

Los Angeles Chargers at 12:07, (1st play from scrimmage 12:01)

1-10-LAC 23	(12:01) (Shotgun) P.Rivers pass short right to M.Gordon to LAC 38 for 15 yards (R.Jones, J.Phillips).	P11
<u>1-10-LAC 38</u>	(11:14) (Shotgun) P.Rivers pass short left to Ty.Williams to 50 for 12 yards (X.Howard, R.Jones).	P12
<u>1-10-50</u>	(10:36) (Shotgun) M.Gordon right guard to MIA 39 for 11 yards (M.Hull, K.Alonso).	R13
<u>1-10-MIA 39</u>	(9:53) (Shotgun) P.Rivers pass short left to K.Allen to MIA 18 for 21 yards (B.Maxwell).	P14
<u>1-10-MIA 18</u>	(9:15) (Shotgun) P.Rivers pass incomplete short left to M.Gordon.	
2-10-MIA 18	(9:10) (Shotgun) P.Rivers pass short left to H.Henry to MIA 7 for 11 yards (K.Alonso, X.Howard).	P15
<u>1-7-MIA 7</u>	(8:28) (Shotgun) P.Rivers pass incomplete short middle to A.Gates.	
2-7-MIA 7	(8:24) (Shotgun) P.Rivers pass short middle to A.Gates for 7 yards, TOUCHDOWN. Y.Koo extra point is GOOD, Center-M.Windt, Holder-D.Kaser.	P16

MIA 10 LAC 17, 8 plays, 77 yards, 3:49 drive, 6:42 elapsed

Y.Koo kicks 59 yards from LAC 35 to MIA 6. K.Drake to MIA 23 for 17 yards (D.McCoil).

Miami Dolphins at 8:18, (1st play from scrimmage 8:13)

1-10-MIA 23	(8:13) J.Ajayi right tackle to MIA 26 for 3 yards (D.Philon, H.Pullard).	
2-7-MIA 26	(7:45) (Shotgun) J.Cutler pass short left to J.Landry ran ob at MIA 34 for 8 yards.	P13
<u>1-10-MIA 34</u>	(7:13) J.Ajayi right end to MIA 33 for -1 yards (J.Addae).	
2-11-MIA 33	(6:37) J.Cutler pass short left to J.Landry to LAC 49 for 18 yards (J.Addae, T.Boston).	P14
<u>1-10-LAC 49</u>	(5:52) J.Cutler pass incomplete deep right to D.Parker.	
2-10-LAC 49	(5:46) (Shotgun) J.Ajayi right end pushed ob at LAC 40 for 9 yards (H.Pullard).	
3-1-LAC 40	(5:24) (Shotgun) J.Ajayi up the middle to LAC 37 for 3 yards (J.Addae).	R15
<u>1-10-LAC 37</u>	(4:38) (Shotgun) J.Cutler pass deep right to D.Parker pushed ob at LAC 6 for 31 yards (T.Boston).	P16
<u>1-6-LAC 6</u>	(4:11) (Shotgun) J.Cutler pass incomplete short middle to J.Landry.	
2-6-LAC 6	(4:07) (Shotgun) J.Ajayi up the middle to LAC 5 for 1 yard (J.Brown, C.Hayward).	
3-5-LAC 5	(3:28) (Shotgun) J.Cutler sacked at LAC 10 for -5 yards (M.Ingram).	
4-10-LAC 10	(2:48) C.Parkey 28 yard field goal is GOOD, Center-J.Denney, Holder-M.Haack.	

MIA 13 LAC 17, 12 plays, 67 yards, 5:35 drive, 12:17 elapsed

C.Parkey kicks 58 yards from MIA 35 to LAC 7. A.Ekeler to LAC 21 for 14 yards (C.Allen).

Los Angeles Chargers at 2:43, (1st play from scrimmage 2:36)

1-10-LAC 21	(2:36) (Shotgun) P.Rivers pass short left to K.Allen to LAC 34 for 13 yards (X.Howard).	P17
<u>1-10-LAC 34</u>	(2:03) P.Rivers pass short left to T.Benjamin to LAC 45 for 11 yards (A.Branch).	P18
<u>1-10-LAC 45</u>	(1:15) (Shotgun) P.Rivers pass incomplete deep left to D.Inman. LAC-J.Barksdale was injured during the play.	
2-10-LAC 45	(1:09) (Shotgun) P.Rivers pass short right to M.Gordon to MIA 39 for 16 yards (M.Hull).	P19
<u>1-10-MIA 39</u>	(:26) (Shotgun) B.Oliver up the middle to MIA 36 for 3 yards (C.Harris, J.Phillips).	

END OF QUARTER

	Score	Time Poss	First Downs				Efficiencies	
			R	P	X	T	3 Down	4 Down
Miami Dolphins	13	8:28	2	5	1	8	2/3	0/0
Los Angeles Chargers	17	6:32	1	8	0	9	0/0	0/0

Fourth Quarter

9/17/2017

Play By Play

Los Angeles Chargers continued.

- 2-7-MIA 36 (15:00) (Shotgun) P.Rivers pass short left to M.Gordon to MIA 32 for 4 yards (D.Godchaux, M.Hull).
 3-3-MIA 32 (14:16) (Shotgun) P.Rivers pass short right to Ty.Williams to MIA 26 for 6 yards (M.Hull, R.Jones).
PENALTY on LAC-C.Hairston, Offensive Holding, 10 yards, enforced at MIA 32 - No Play.
 3-13-MIA 42 (13:52) (Shotgun) P.Rivers pass incomplete deep right to T.Benjamin [C.Harris].
 4-13-MIA 42 (13:36) D.Kaser punts 23 yards to MIA 19, Center-M.Windt, downed by LAC.

Miami Dolphins at 13:33

- 1-10-MIA 19 (13:33) (Shotgun) J.Ajayi up the middle to MIA 26 for 7 yards (T.Palepoi).
 2-3-MIA 26 (13:01) J.Ajayi right end to MIA 31 for 5 yards (T.Palepoi, C.McCain). R17
 1-10-MIA 31 (12:29) (Shotgun) J.Cutler pass short middle to D.Parker to MIA 43 for 12 yards (Tr.Williams, T.Boston). P18
 1-10-MIA 43 (11:52) (Shotgun) J.Cutler pass incomplete deep left to D.Parker (Tr.Williams).
 2-10-MIA 43 (11:46) (Shotgun) J.Ajayi up the middle to MIA 47 for 4 yards (J.Brown, C.Liuget).
 3-6-MIA 47 (11:05) (Shotgun) J.Cutler pass deep middle to D.Parker to LAC 22 for 31 yards (Tr.Williams). P19
Penalty on LAC-A.Phillips, Defensive Holding, declined.
 1-10-LAC 22 (10:31) J.Cutler pass short left to J.Ajayi to LAC 19 for 3 yards (K.Emanuel, K.Toomer).
 2-7-LAC 19 (9:55) (Shotgun) J.Ajayi up the middle to LAC 21 for -2 yards (J.Brown, K.Emanuel).
 3-9-LAC 21 (9:15) (Shotgun) J.Cutler pass short left to J.Landry to LAC 9 for 12 yards (N.Harris). P20
 1-9-LAC 9 (8:33) (Shotgun) J.Cutler pass incomplete short left to D.Parker (Tr.Williams).
 2-9-LAC 9 (8:28) (Shotgun) J.Ajayi up the middle to LAC 6 for 3 yards (J.Brown, J.Addae).
PENALTY on MIA-J.Bushrod, Offensive Holding, 10 yards, enforced at LAC 6.
 2-16-LAC 16 (7:52) (Shotgun) J.Cutler pass short right to J.Landry to LAC 17 for -1 yards (H.Pullard, D.King).
 3-17-LAC 17 (7:14) (Shotgun) J.Cutler sacked at LAC 17 for 0 yards (C.McCain).
 4-17-LAC 17 (6:32) **C.Parkey 35 yard field goal is GOOD, Center-J.Denney, Holder-M.Haack.**

MIA 16 LAC 17, 14 plays, 64 yards, 7:05 drive, 8:32 elapsed
--

C.Parkey kicks 66 yards from MIA 35 to LAC -1. A.Ekeler to LAC 12 for 13 yards (K.Drake).

PENALTY on LAC-D.Phillon, Offensive Holding, 6 yards, enforced at LAC 12.

Los Angeles Chargers at 6:28, (1st play from scrimmage 6:21)

- 1-10-LAC 6 (6:21) (Shotgun) M.Gordon up the middle to LAC 5 for -1 yards (K.Alonso).
 2-11-LAC 5 (5:52) (Shotgun) P.Rivers pass short right to H.Henry to LAC 14 for 9 yards (B.Maxwell, M.Hull).
 3-2-LAC 14 (5:10) (Shotgun) P.Rivers pass short right to K.Allen to LAC 18 for 4 yards (R.Jones). P20
 1-10-LAC 18 (4:31) (Shotgun) P.Rivers pass short left to H.Henry to LAC 21 for 3 yards (X.Howard).
 2-7-LAC 21 (3:47) (Shotgun) P.Rivers pass incomplete short right to D.Inman.
 3-7-LAC 21 (3:41) P.Rivers pass short right to Ty.Williams to LAC 25 for 4 yards (B.Maxwell).
 4-3-LAC 25 (3:12) D.Kaser punts 40 yards to MIA 35, Center-M.Windt. J.Grant to MIA 49 for 14 yards (H.Pullard, A.Ekeler).

Miami Dolphins at 3:02

- 1-10-MIA 49 (3:02) (Shotgun) J.Ajayi right tackle to LAC 41 for 10 yards (D.King, J.Brown). R21
 1-10-LAC 41 (2:18) (Shotgun) J.Ajayi right tackle to LAC 39 for 2 yards (C.Hayward).

Two-Minute Warning

- 2-8-LAC 39 (2:00) (Shotgun) J.Ajayi right end to LAC 37 for 2 yards (J.Bosa, C.Hayward).
 3-6-LAC 37 (1:15) (Shotgun) J.Cutler pass short left to J.Ajayi to LAC 36 for 1 yard (T.Boston, Tr.Williams).
 Timeout #1 by LAC at 01:10.
 4-5-LAC 36 (1:10) **C.Parkey 54 yard field goal is GOOD, Center-J.Denney, Holder-M.Haack.**

MIA 19 LAC 17, 5 plays, 15 yards, 1:57 drive, 13:55 elapsed
--

C.Parkey kicks 62 yards from MIA 35 to LAC 3. D.King to LAC 20 for 17 yards (M.Thomas).

Los Angeles Chargers at 1:05, (1st play from scrimmage 1:01)

- 1-10-LAC 20 (1:01) (Shotgun) P.Rivers pass short middle to K.Allen to LAC 33 for 13 yards (K.Alonso). P21
 Timeout #2 by LAC at 00:55.
 1-10-LAC 33 (:55) (Shotgun) P.Rivers pass deep right to H.Henry ran ob at 50 for 17 yards. P22
 1-10-50 (:50) (Shotgun) P.Rivers pass short middle to M.Gordon to MIA 40 for 10 yards (K.Alonso, B.McCain). P23
 1-10-MIA 40 (:28) (Shotgun) P.Rivers pass incomplete short left to Ty.Williams.

Miami Dolphins vs Los Angeles Chargers at StubHub Center

PENALTY on MIA-B.McCain, Illegal Use of Hands, 5 yards, enforced at MIA 40 - No Play.

- 1-10-MIA 35 (:24) (Shotgun) P.Rivers pass short left to K.Allen to MIA 26 for 9 yards (R.Jones).
Timeout #3 by LAC at 00:19.
- 2-1-MIA 26 (:10) P.Rivers up the middle to MIA 26 for no gain.
Timeout #2 by MIA at 00:10.
- 3-1-MIA 26 (:09) Y.Koo 44 yard field goal is No Good, Wide Right, Center-M.Windt, Holder-D.Kaser.

Miami Dolphins at 0:05

- 1-10-MIA 34 (:05) J.Cutler kneels to MIA 33 for -1 yards.

END OF QUARTER

	Score	Time Poss	First Downs				Efficiencies	
			R	P	X	T	3 Down	4 Down
Miami Dolphins	19	9:07	2	3	0	5	2/4	0/0
Los Angeles Chargers	17	5:53	0	4	1	5	1/3	0/0

Miscellaneous Statistics Report

Miami Dolphins vs Los Angeles Chargers
9/17/2017 at StubHub Center

Ten Longest Plays for Miami Dolphins

Yards	Qtr	Play Start	Play Description
31	3	1-10-LAC 37	(4:38) (Shotgun) J.Cutler pass deep right to D.Parker pushed ob at LAC 6 for 31 yards (T.Boston).
31	4	3-6-MIA 47	(11:05) (Shotgun) J.Cutler pass deep middle to D.Parker to LAC 22 for 31 yards (Tr.Williams). Penalty on LAC-A.Phillips, Defensive Holding, declined.
29	3	2-10-LAC 29	(12:15) (Shotgun) J.Cutler pass deep right to K.Stills for 29 yards, TOUCHDOWN.
22	3	1-10-MIA 36	(14:24) J.Ajayi left tackle to MIA 43 for 7 yards (M.Ingram). PENALTY on LAC-T.Boston, Unnecessary Roughness, 15 yards, enforced at MIA 43.
21	1	2-17-LAC 38	(9:08) (Shotgun) J.Ajayi up the middle to LAC 32 for 6 yards (J.Bosa). PENALTY on LAC-J.Bosa, Unnecessary Roughness, 15 yards, enforced at LAC 32.
20	1	2-10-MIA 38	(10:45) J.Ajayi right tackle to LAC 42 for 20 yards (T.Boston).
18	3	2-11-MIA 33	(6:37) J.Cutler pass short left to J.Landry to LAC 49 for 18 yards (J.Addae, T.Boston).
12	4	1-10-MIA 31	(12:29) (Shotgun) J.Cutler pass short middle to D.Parker to MIA 43 for 12 yards (Tr.Williams, T.Boston).
12	4	3-9-LAC 21	(9:15) (Shotgun) J.Cutler pass short left to J.Landry to LAC 9 for 12 yards (N.Harris).
11	1	2-10-LAC 42	(10:13) J.Cutler pass short left to D.Parker to LAC 31 for 11 yards (T.Boston, J.Brown). Penalty on LAC-M.Ingram, Defensive Offside, declined.

Ten Longest Plays for Los Angeles Chargers

Yards	Qtr	Play Start	Play Description
26	2	2-8-LAC 47	(8:03) (Shotgun) B.Oliver left tackle to MIA 27 for 26 yards (R.Jones).
24	2	2-11-MIA 28	(6:49) (Shotgun) P.Rivers pass deep middle to K.Allen to MIA 4 for 24 yards (R.Jones, N.Allen).
23	2	2-6-LAC 24	(2:27) (Shotgun) P.Rivers pass short left to Ty.Williams to LAC 47 for 23 yards (B.Maxwell, N.Allen).
21	3	1-10-MIA 39	(9:53) (Shotgun) P.Rivers pass short left to K.Allen to MIA 18 for 21 yards (B.Maxwell).
17	4	1-10-LAC 33	(:55) (Shotgun) P.Rivers pass deep right to H.Henry ran ob at 50 for 17 yards.
16	3	2-10-LAC 45	(1:09) (Shotgun) P.Rivers pass short right to M.Gordon to MIA 39 for 16 yards (M.Hull).
15	1	2-8-MIA 44	(:31) (Shotgun) P.Rivers pass short right to H.Henry to MIA 29 for 15 yards (N.Allen).
15	2	1-10-LAC 30	(8:58) (Shotgun) P.Rivers pass short middle to H.Henry to LAC 45 for 15 yards (N.Allen).
15	2	1-10-LAC 47	(2:01) (Shotgun) P.Rivers pass short left to Ty.Williams to MIA 38 for 15 yards (X.Howard).
15	3	1-10-LAC 23	(12:01) (Shotgun) P.Rivers pass short right to M.Gordon to LAC 38 for 15 yards (R.Jones, J.Phillips).

Touchdown Scoring Information

		Offense	Defense	Special Teams
VISITOR	Miami Dolphins	1	0	0
HOME	Los Angeles Chargers	2	0	0

Player Scoring Information

Club	Player	TD	Rush TD	Rec TD	KO TD	Punt TD	Int TD	Fum TD	Misc TD	FG	XP	2Pt Rush	2Pt Rec	Sfty	Points
MIA	C.Parkey	0	0	0	0	0	0	0	0	4	1	0	0	0	13
MIA	K.Stills	0	0	1	0	0	0	0	0	0	0	0	0	0	6
LAC	M.Gordon	0	1	0	0	0	0	0	0	0	0	0	0	0	6
LAC	A.Gates	0	0	1	0	0	0	0	0	0	0	0	0	0	6
LAC	Y.Koo	0	0	0	0	0	0	0	0	1	2	0	0	0	5

Possession Detail

	First Half		Second Half		Game	
	Visitor	Home	Visitor	Home	Visitor	Home
Largest Lead	3	7	2	7	3	7
Drives Leading	1	1	1	2	2	3
Time of Possession Leading	2:16	2:31	0:05	7:36	2:21	10:07
Largest Deficit	-7	-3	-7	-2	-7	-3
Drives Trailing	2	2	4	1	6	3
Time of Possession Trailing	2:30	6:10	17:30	1:00	20:00	7:10
Times Score Tied Up		1		1		2
Lead Changes		2		2		4



NFL STANDINGS

AMERICAN FOOTBALL CONFERENCE											
EAST DIVISION											
TEAM	W	L	T	PCT	PF	PA	HOME	AWAY	CONF	DIV	STREAK
Miami Dolphins	1	0	0	1.000	19	17	0-0-0	1-0-0	1-0-0	0-0-0	Won 1
Buffalo Bills	1	1	0	.500	24	21	1-0-0	0-1-0	1-0-0	1-0-0	Lost 1
New England Patriots	1	1	0	.500	63	62	0-1-0	1-0-0	0-1-0	0-0-0	Won 1
New York Jets	0	2	0	.000	32	66	0-0-0	0-2-0	0-2-0	0-1-0	Lost 2
NORTH DIVISION											
TEAM	W	L	T	PCT	PF	PA	HOME	AWAY	CONF	DIV	STREAK
Baltimore Ravens	2	0	0	1.000	44	10	1-0-0	1-0-0	2-0-0	2-0-0	Won 2
Pittsburgh Steelers	2	0	0	1.000	47	27	1-0-0	1-0-0	1-0-0	1-0-0	Won 2
Cincinnati Bengals	0	2	0	.000	9	33	0-2-0	0-0-0	0-2-0	0-1-0	Lost 2
Cleveland Browns	0	2	0	.000	28	45	0-1-0	0-1-0	0-2-0	0-2-0	Lost 2
SOUTH DIVISION											
TEAM	W	L	T	PCT	PF	PA	HOME	AWAY	CONF	DIV	STREAK
Tennessee Titans	1	1	0	.500	53	42	0-1-0	1-0-0	1-1-0	1-0-0	Won 1
Jacksonville Jaguars	1	1	0	.500	45	44	0-1-0	1-0-0	1-1-0	1-1-0	Lost 1
Houston Texans	1	1	0	.500	20	38	0-1-0	1-0-0	1-1-0	0-1-0	Won 1
Indianapolis Colts	0	2	0	.000	22	62	0-1-0	0-1-0	0-0-0	0-0-0	Lost 2
WEST DIVISION											
TEAM	W	L	T	PCT	PF	PA	HOME	AWAY	CONF	DIV	STREAK
Denver Broncos	2	0	0	1.000	66	38	2-0-0	0-0-0	1-0-0	1-0-0	Won 2
Oakland Raiders	2	0	0	1.000	71	36	1-0-0	1-0-0	2-0-0	0-0-0	Won 2
Kansas City Chiefs	2	0	0	1.000	69	47	1-0-0	1-0-0	1-0-0	0-0-0	Won 2
Los Angeles Chargers	0	2	0	.000	38	43	0-1-0	0-1-0	0-2-0	0-1-0	Lost 2

NATIONAL FOOTBALL CONFERENCE											
EAST DIVISION											
TEAM	W	L	T	PCT	PF	PA	HOME	AWAY	CONF	DIV	STREAK
Philadelphia Eagles	1	1	0	.500	50	44	0-0-0	1-1-0	1-0-0	1-0-0	Lost 1
Dallas Cowboys	1	1	0	.500	36	45	1-0-0	0-1-0	1-0-0	1-0-0	Lost 1
Washington Redskins	1	1	0	.500	44	50	0-1-0	1-0-0	1-1-0	0-1-0	Won 1
New York Giants	0	2	0	.000	13	43	0-1-0	0-1-0	0-2-0	0-1-0	Lost 2
NORTH DIVISION											
TEAM	W	L	T	PCT	PF	PA	HOME	AWAY	CONF	DIV	STREAK
Detroit Lions	2	0	0	1.000	59	33	1-0-0	1-0-0	2-0-0	0-0-0	Won 2
Minnesota Vikings	1	1	0	.500	38	45	1-0-0	0-1-0	1-0-0	0-0-0	Lost 1
Green Bay Packers	1	1	0	.500	40	43	1-0-0	0-1-0	1-1-0	0-0-0	Lost 1
Chicago Bears	0	2	0	.000	24	52	0-1-0	0-1-0	0-2-0	0-0-0	Lost 2
SOUTH DIVISION											
TEAM	W	L	T	PCT	PF	PA	HOME	AWAY	CONF	DIV	STREAK
Atlanta Falcons	2	0	0	1.000	57	40	1-0-0	1-0-0	2-0-0	0-0-0	Won 2
Carolina Panthers	2	0	0	1.000	32	6	1-0-0	1-0-0	1-0-0	0-0-0	Won 2
Tampa Bay Buccaneers	1	0	0	1.000	29	7	1-0-0	0-0-0	1-0-0	0-0-0	Won 1
New Orleans Saints	0	2	0	.000	39	65	0-1-0	0-1-0	0-1-0	0-0-0	Lost 2
WEST DIVISION											
TEAM	W	L	T	PCT	PF	PA	HOME	AWAY	CONF	DIV	STREAK
Seattle Seahawks	1	1	0	.500	21	26	1-0-0	0-1-0	1-1-0	1-0-0	Won 1
Los Angeles Rams	1	1	0	.500	66	36	1-1-0	0-0-0	0-1-0	0-0-0	Lost 1
Arizona Cardinals	1	1	0	.500	39	48	0-0-0	1-1-0	0-1-0	0-0-0	Won 1
San Francisco 49ers	0	2	0	.000	12	35	0-1-0	0-1-0	0-2-0	0-1-0	Lost 2





PLAYER BIOGRAPHIES

[Homepage](#)[Media Resources](#)[Media](#)[Credentials](#)[Weekly Game Info](#)[History](#)**#35 / CB/S**

Walt Aikens

HT: 6-1 / WT: 212

Born: June 19, 1991 / College: Liberty '14

Acquired: D4, '14 / NFL Yr: 4th / Dolphins Yr: 4th

PRO CAREER

CAREER TRANSACTIONS: Originally a fourth-round selection (125th overall) of the Dolphins in the 2014 NFL draft.

2017 (Dolphins) – Played, but did not record any statistics at L.A. Chargers (9/17).

2016 (Dolphins) – Played in 15 games ... Inactive for one game ... Made seven special teams tackles (four solo) ... Returned a defensive two-point conversion following a DT Jordan Phillips blocked PAT in the fourth quarter to extend Miami's lead to 23-15 vs. Arizona (12/11) ... The defensive two-point conversion was the first in team history ... Recorded one assisted special teams tackle and one blocked punt at N.Y. Jets (12/17) ... Blocked a P Lachlan Edwards punt and returned it 11 yards for a touchdown ... It was Miami's first blocked punt return for a touchdown since 2012 ... Downed a P Matt Darr punt at the Buffalo 16-yard line at Buffalo (12/24) ...

POSTSEASON: Recorded one special teams tackle in the AFC Wild Card game at Pittsburgh (1/8/17).

2015 (Dolphins) – Played in all 16 games with four starts ... Totaled 20 tackles (15 solo) ... Added 10 special teams stops (nine solo) ... Made his first career start in the 17-10 victory at Washington (9/13) and registered two solo tackles and one solo special teams stop ... Started his second-straight game of season at Jacksonville (9/20), registering four tackles (two solo) ... Registered a season-high six tackles (five solo) in start

at Philadelphia (11/15) and also made three special teams stops.

2014 (Dolphins) – Played in 15 games as a rookie ... Inactive for one contest ... Recorded nine tackles (seven solo), an interception, a pass defended and six special teams tackles ... Made NFL debut vs. New England (9/7) and registered one special teams tackle ... Recorded one solo special teams tackle vs. Kansas City (9/21) ... Posted the first interception of his career at Oakland in London (9/28) and returned it for 43 yards ... Registered two tackles (one solo) vs. San Diego (11/2) ... Recorded four tackles (three solo) at New England (12/14).

COLLEGE

Three-year starter (2011-13) at Liberty ... Transferred from Illinois ... Played in 34 career games with 31 starts for Liberty ... Recorded career totals of 162 tackles (120 solo), three sacks, seven interceptions, 20 passes defended and six forced fumbles ... Played in 12 games with 10 starts as a senior in 2013 ... Tied for the team lead with 62 tackles (50 solo) and added three interceptions for 45 yards, six passes defended, 3.5 tackles for loss and a sack ... Also had two punt returns for two yards and two kickoff returns for 57 yards (28.5 avg.) with a long of 43 yards ... His 50 solo tackles ranked third in the Big South Conference ... Named first-team All-Big South Conference ... Played in 11 games with 10 starts as a junior in 2012 ... Led school's defensive backs with 51 tackles (39 solo) ... Tied for the conference lead with three forced fumbles ... Returned four punts for 42 yards (10.5 avg.) with a long of 22 yards ... Added an interception and six passes defended ... Named second-team All-Big South Conference ... Started all 11 games as a sophomore in 2011 ... Recorded 49 tackles (31 solo), three interceptions, three forced fumbles and two sacks ... Named second-team All-Big South Conference ... Transferred from Illinois prior to 2010 and sat out the season ... Played in 10 games with five starts at safety for Illinois as a freshman in 2009 ... Recorded 32 tackles (26 solo) and two passes defended ... Made first start at Indiana and led the team with seven tackles, all solo stops ... Earned All-Big Ten freshman honors from The Sporting News ... Majored in sports management.

PERSONAL

Attended Harding University High School in Charlotte, N.C. ... Played quarterback and defensive back ... Named All-Queen City Conference Offensive Player of the Year, first-team All-Queen City All-Conference on defense and earned The Gridiron Great award as a senior ... Threw for 1,500 yards and 15 touchdowns and ran for 565 yards and five touchdowns, leading the team in both categories ... Recorded six interceptions, running one back 104 yards for a touchdown ... Also played basketball under his father, Walter, who is the head basketball coach at Harding ... Averaged 26.0 points per game in basketball ... Served as the Miami Dolphins correspondent at the 2017 NFL Pro-Bowl in Orlando, Fla. ... Born June 19, 1991.

WALT AIKENS' NFL REGULAR SEASON STATISTICS

YEAR	TEAM	GP	GS	TOT	SOLO	ASST	SK	YDS	INT	YDS	LG	TD	PD	FF	FR
2014	MIAMI	15	0	9	7	2	0.0	0.0	1	43	43	0	1	0	0
2015	MIAMI	16	4	20	15	5	0.0	0.0	0	0	0	0	0	0	0
2016	MIAMI	15	0	0	0	0	0.0	0.0	0	0	0	0	0	0	0

2017	MIAMI	1	0	0	0	0	0.0	0.0	0	0	0	0	0	0	0
TOTALS		47	4	29	22	7	0.0	0.0	1	43	43	0	1	0	0

WALT AIKENS' NFL PLAYOFF STATISTICS

YEAR	TEAM	GP	GS	TOT	SOLO	ASST	SK	YDS	INT	YDS	LG	TD	PD	FF	FR
2016	MIAMI	1	0	0	0	0	0.0	0.0	0	0	0	0	0	0	0
TOTALS		1	0	0	0	0	0.0	0.0	0	0	0	0	0	0	0

ADDITIONAL STATS

Special Teams Touchdowns: 1 blocked punt return in 2016.

Special Teams Tackles: 6 in 2014, 10 in 2015, 7 in 2016 for total of 23.

Blocked Kicks: 1 punt in 2016.

Defensive 2-Point Conversions: 1 in 2016.

[Homepage](#)[Media Resources](#)[Media](#)[Credentials](#)[Weekly Game Info](#)[History](#)**#23 / RB****Jay Ajayi**

HT: 6-0 / WT: 223

Born: June 15, 1993 / College: Boise State '15

Acquired: D5b, '15 / NFL Yr: 3rd / Dolphins Yr: 3rd

PRO CAREER

CAREER PRO BOWL SELECTIONS: 1 (2016)

CAREER TRANSACTIONS: Originally a fifth-round selection (149th overall) of the Dolphins in the 2015 NFL draft.

2017 (Dolphins) – Ranks No. 10 in the NFL with 122 rushing yards ... Rushed 28 times for 122 yards (4.4 avg.) at L.A. Chargers (9/17) ... Also caught two passes for 4 yards (2.0 avg.) ... Snapped the Chargers streak of 17 straight games without allowing a 100-yard rusher.

2016 (Dolphins) – Played in 15 games with 12 starts ... Inactive for one game ... Rushed 260 times for 1,272 yards (4.9 avg.) and eight touchdowns ... Also recorded 27 receptions for 151 yards (5.6 avg.) ... The 1,272 rushing yards were the third-most in Dolphins single-season history ... Ranked No. 4 in the NFL with 1,272 rushing yards and No. 7 in the league with a 4.89 rushing average ... Rushed seven times for 28 yards (4.0 avg.) and one touchdown vs. Cleveland (9/25) ... His 11-yard touchdown run in overtime sealed the Dolphins' 30-24 victory ... Made first career start vs. Tennessee (10/9) and rushed 13 times for 42 yards (3.2 avg.) and one touchdown ... Rushed 25 times for 204 yards (8.2 avg.) and two touchdowns vs. Pittsburgh (10/16) ... His 204 rushing yards are the sixth-most in Dolphins history (including playoffs) ... Ran for a 62-yard touchdown (a season long) ... His average of 8.16 yards per carry is the second-highest by a Dolphins running back in a single game in team history ... Rushed 28 times for 214 yards (7.6 avg.) and one touchdown in the 28-25 victory vs. Buffalo (10/23) ... With his 214 rushing yards,

Ajayi became the fourth player (fifth time overall) in NFL history to rush for 200 yards in consecutive games, joining O.J. Simpson (1973, 1976), Earl Campbell (1980) and Ricky Williams (2002) ... Had nine runs of 10-plus yards, which is tied for the third highest single-game total in the NFL since 1994 ... His 214 rushing yards were the third-most in Dolphins history (including playoffs) ... Carried the ball 24 times for 111 yards (4.6 avg.) and one touchdown in the 27-23 victory vs. N.Y. Jets (11/6) ... This marked his third-consecutive game with 100-plus rushing yards ... His 529 rushing yards in Weeks 6-9 were the third most over a three-game span in a single season by a Dolphin ... Rushed 18 times for 45 yards (2.5 avg.) and one touchdown vs. San Francisco (11/27) ... Scored on a 2-yard run in the second quarter to tie the game 7-7 ... Served as a game captain ... Carried the ball 12 times for 61 yards (5.1 avg.) at Baltimore (12/4) ... Also recorded a season-high six receptions for 26 yards (4.3 avg.) ... Carried the ball 19 times for 51 yards (2.7 avg.) at N.Y. Jets (12/17) ... Eclipsed the 1,000-yard rushing mark for the first time in his career ... Ajayi became the 10th player in Dolphins history to ever rush for 1,000 yards and it was the 14th time the Dolphins have produced a 1,000-yard rusher ... Also served as a game captain ... Rushed a season-high 32 times for 206 yards (6.4 avg.) and one touchdown in the 34-31 overtime win at Buffalo (12/24) ... Became just the fourth player in NFL history to ever rush for 200 yards in three-plus games in the same season, joining Tiki Barber (2005), Earl Campbell (1980) and O.J. Simpson (1973) ... Also the fourth NFL player to ever rush for more than 420 yards in a single season against the same opponent, joining Jamal Lewis in 2003 (500 vs. Cleveland), O.J. Simpson in 1973 (469 vs. New England) and LaDainian Tomlinson in 2003 (430 vs. Oakland) ...

POSTSEASON: Rushed 16 times for 33 yards (2.1 avg.) in the AFC Wild Card game at Pittsburgh (1/8/17) ... Also caught three receptions for 12 yards (4.0 avg.) ... Served as a game captain ... **PRO BOWL:** Named to the AFC Pro Bowl roster, replacing Bills RB LeSean McCoy ... Led the AFC team with seven carries for 18 yards (2.6 avg.) ...

PLAYER OF THE WEEK: Became the third player in Dolphins history to be named Player of the Week three times in a season, joining CB Sam Madison (1999) and QB Dan Marino (1984) ... Earned AFC Offensive Player of the Week honors and named FedEx Ground NFL Player of the Week for Week 6 after he had the first 200-yard performance of his career with 204 yards vs. Pittsburgh (10/16) ... Named AFC Offensive Player of the Week for his Week 7 performance when he rushed for 214 yards vs. Buffalo (10/23) ... Earned Week 16 AFC Offensive Player of the Week and FedEx Ground Player of the Week honors after he rushed for 206 yards and one touchdown in the win at Buffalo (12/24) ... Became the first Dolphins player to win back-to-back Player of the Week awards ... Also named FedEx Ground NFL Player of the Week for Week 7 ...

HONORS: Awarded the Dan Marino Most Valuable Player Award, as voted on by his teammates ... Ranked No. 69 overall on the NFL Network's "The Top 100 Players of 2017" as voted on by the players ...

AMONG THE ALL-TIME SINGLE-SEASON DOLPHINS RUSHERS: Ajayi's 1,272 rushing yards were third in team history for most rushing yards in a season:

MOST SINGLE-SEASON RUSHING YARDS IN DOLPHINS HISTORY

RNK	PLAYER	YEAR	RUSH YARDS	RNK	PLAYER	YEAR	RUSH YARDS
1	Ricky Williams	2002	1853	5	Lamar Smith	2000	1139

2	Ricky Williams	2003	1372	6	Ricky Williams	2009	1121
3	JAY AJAYI	2016	1272	7	Larry Csonka	1972	1117
4	Delvin Williams	1978	1258	8	Karim Abdul-Jabbar	1996	1116

AMONG THE ALL-TIME SINGLE-GAME DOLPHINS RUSHERS: Ajayi's three 200-yard games in 2016 produced three of the team's six best single-game performances and three of the team's five best regular season single-game rushing totals:

MOST SINGLE-GAME RUSHING YARDS IN DOLPHINS HISTORY							
RNK	PLAYER	DATE, OPP.	RUSH YARDS	RNK	PLAYER	DATE, OPP.	RUSH YARDS
1	Ricky Williams	12/1/02, at Buf.	228	5	JAY AJAYI	12/24/16, AT BUF.	206
2	Ricky Williams	12/9/02, vs. Chi.	216	6	JAY AJAYI	10/16/16, VS. PIT.	204
3	JAY AJAYI	10/23/16, vs. BUF.	214	7	Reggie Bush	12/18/11, at Buf.	203
4	Lamar Smith	12/30/00, vs. Ind.*	209	8	Mercury Morris	9/30/73, vs. NE	197
* Playoff game							

THREE 200-YARD GAMES IN THE SAME SEASON: Ajayi became the fourth player in NFL history to rush for 200 yards in at least three games in the same season, joining Tiki Barber (2005), Earl Campbell (1980) and O.J. Simpson (1973) ... Ajayi is the first NFL player to accomplish this feat since Barber did so in 2005:

MOST 200-YARD RUSHING GAMES IN A SINGLE SEASON				
PLAYER	TEAM	YEAR	NO.	200-YARD GAMES
Earl Campbell	Houston	1980	4	203 vs. TB (10/19), 202 vs. Cin. (10/26), 206 at Chi. (11/16), 203 vs. Min. (12/21)
JAY AJAYI	MIAMI	2016	3	204 VS. PIT. (10/16), 214 VS. BUF. (10/23), 206 AT BUF. (12/24)
Tiki Barber	N.Y. Giants	2005	3	206 vs. Was. (10/30), 220 vs. KC (12/17), 203 at Oak. (12/31)
O.J. Simpson	Buffalo	1973	3	250 at NE (9/16), 219 vs. NE (12/9), 200 at NYJ (12/16)

BACK-TO-BACK 200-YARD GAMES: Ajayi became the fourth player (fifth time overall) in NFL history to rush for 200 yards in consecutive games, joining O.J. Simpson (1973, 1976), Earl Campbell (1980) and Ricky Williams (2002). He totaled 204 rushing yards in a win vs. Pittsburgh (10/16) and 214 rushing yards the following week in a win vs. Buffalo (10/23):

CONSECUTIVE 200-YARD RUSHING PERFORMANCES IN NFL HISTORY

PLAYER	TEAM	FIRST 200-YARD GAME	SECOND 200-YARD GAME
JAY AJAYI	MIAMI	204, VS. PITTSBURGH (10/16/16)	214, VS. BUFFALO (10/23/16)
Ricky Williams	Miami	228, at Buffalo (12/1/02)	216, vs. Chicago (12/9/02)
Earl Campbell	Houston	203, vs. Tampa Bay (10/19/80)	202, vs. Cincinnati (10/26/80)
O.J. Simpson	Buffalo	273, at Detroit (11/25/76)	203, at Miami (12/5/76)
O.J. Simpson	Buffalo	219, vs. New England (12/9/73)	200, at N.Y. Jets (12/16/73)

AMONG THE NFL'S TOP RUSHERS IN 2016: Ajayi's 1,272 rushing yards were fourth in the league and his 4.89 average was seventh in the NFL in 2016:

TOP NFL RUSHERS IN 2016

RUSHING YARDS				RUSHING AVERAGE (MIN. 100 ATTEMPTS)			
RNK	PLAYER	TEAM	RUSH YARDS	RNK	PLAYER	TEAM	RUSH AVG.
1	Ezekiel Elliott	Dallas	1631	1	Mike Gillislee	Buffalo	5.71
2	Jordan Howard	Chicago	1313	2	Bilal Powell	N.Y. Jets	5.51
3	DeMarco Murray	Tennessee	1287	3	LeSean McCoy	Buffalo	5.41
4	JAY AJAYI	MIAMI	1272	4	Jordan Howard	Chicago	5.21
5	Le'Veon Bell	Pittsburgh	1268	5	Mark Ingram	New Orleans	5.09
6	LeSean McCoy	Buffalo	1267	6	Ezekiel Elliott	Dallas	5.07
7	David Johnson	Arizona	1239	7	JAY AJAYI	MIAMI	4.89
8	LeGarrette Blount	New England	1161	8	Le'Veon Bell	Pittsburgh	4.86

10-PLUS YARD RUNS: Ajayi had nine runs of 10 yards or more in the 28-25 victory vs. Buffalo (10/23), helping him rush for 214 yards in the game. The nine runs of at least 10 yards were tied for the third-most in a single NFL game since 1994:

MOST RUNS OF 10-PLUS YARDS IN A SINGLE GAME (SINCE 1994)

RNK	PLAYER	TEAM	DATE, OPP.	ATT	YDS	10+ RUSHES
-----	--------	------	------------	-----	-----	------------

1	Priest Holmes	Kansas City	12/9/01, at Oak.	28	168	10
	LaDainian Tomlinson	San Diego	12/28/03, vs. Oak.	31	243	10
3	JAY AJAYI	MIAMI	10/23/16, VS. BUF.	28	214	9
	Marshall Faulk	St. Louis	12/24/00, at NO	32	220	9
	Priest Holmes	Kansas City	11/24/02, at Sea.	23	197	9
	Alfred Morris	Washington	12/30/12, vs. Dal.	33	200	9
	Adrian Peterson	Minnesota	11/4/07, vs. SD	30	296	9
	Barry Sanders	Detroit	9/14/97, at Chi.	19	161	9

1,000-YARD DUOS: With 1,272 rushing yards, Ajayi joined WR Jarvis Landry as just the second Dolphins duo to post 1,000 yards rushing and receiving ... Landry totaled 1,136 receiving yards ... The only other time the Dolphins had a 1,000-yard duo was in 2011 when RB Reggie Bush rushed for 1,086 yards and WR Brandon Marshall posted 1,124 receiving yards.

2015 (Dolphins) – Played in nine games as a rookie ... Placed on injured reserve/designated for return on Sept. 6 ... Activated from injured reserve/designated for return on Nov. 7 ... Missed the first seven games of the season due to injury ... Recorded 49 carries for 187 yards (3.8 avg.) and one touchdown ... Added seven receptions for 90 yards (12.9 avg.) ... Led the team in rushing on three occasions ... Played in first-career game and rushed for 41 yards on five carries (8.2 avg.) at Buffalo (11/8) ... Rushed for 48 yards on six carries (8.0 avg.) in a 20-19 win at Philadelphia (11/15) ... Caught four passes for 52 yards (13.0 avg.) and rushed three times for six yards (2.0 avg.) at N.Y. Jets (11/29) ... Rushed for 12 yards on four carries (3.0 avg.) and scored on a two-point conversion in the 15-13 victory against Baltimore (12/6) ... Rushed for 27 yards and one touchdown on six carries (4.5 avg.) at San Diego (12/20) ... The touchdown, a 12-yard carry, was the first of his career.

COLLEGE

Three-year letterman (2012-14) at Boise State ... Played in 38 career games with 26 starts ... Recorded 678 rushes for 3,796 yards (10.6 avg.) and 50 touchdowns ... Added 73 receptions for 771 yards (10.6 avg.) and five touchdowns ... Finished his college career ranked in the top 10 in nine of the school's all-time offensive categories, including rushing touchdowns (50, tied for second), 200-yard rushing games (two, second), touchdowns (55, third), 100-yard rushing games (17, tied for third), rushing yards (3,796, fourth), yards per carry (5.60, fourth), rushing attempts (678, fifth), scoring (330 points, fifth) and all-purpose yards (4,583, eighth) ... Started all 13 games as a junior in 2014 ... Recorded 347 rushes for 1,823 yards (5.3 avg.) with 28 touchdowns ... Added 50 receptions for 535 yards (10.7 avg.) and four touchdowns ... Became the first player in FBS history to accumulate 1,800 rushing yards and 500 receiving yards in a single season ... Posted 10 games with 100-plus yards rushing, including two games of 200-or-more rushing yards ... Earned seven All-America nods ... Was a finalist for the Earl Campbell Tyler Rose Award and a Doak Walker Award semifinalist ... Played in 13 games with 12 starts as a sophomore in 2013 ... Rushed for 1,425 yards and 18 touchdowns on 249 carries (5.7 avg.) during the regular season ... Also caught 22 passes for 222 yards (10.1 avg.) and a touchdown ... Had six

100-yard rushing games, including a 222-yard performance against Nevada ... Named first-team All-Mountain West ... Played in 11 games as a redshirt freshman in 2012 ... Recorded 548 yards rushing on 82 carries (6.7 avg.) with four touchdowns ... His 6.68 yards per carry qualified as the best single-season mark in school history (minimum 75 attempts) ... Caught one pass for 14 yards ... Added one kickoff return for 16 yards ... Redshirted as a freshman in 2011.

PERSONAL

Attended Frisco (Texas) Liberty High School ... Earned two letters in football and one in track and field ... Recorded 225 carries for 2,240 rushing yards (10.0 avg.) and 35 touchdowns as a senior ... Also caught seven passes for 67 yards (9.6 avg.) and one score ... Named second-team all-state ... Voted as a Parade All-American ... Named Collin County Player of the Year ... Tallied 209 carries for 1,627 rushing yards (7.8 avg.) and 20 touchdowns as a junior ... Member of the 4x400 meter, 4x200m and 4x100m district championship track teams ... Member of The National Society of High School Scholars ... Has served as a NFL UK Ambassador making appearances on BBC Sports and Sky Sports... Last name is pronounced uh-JYE-ee ... Born June 15, 1993.

JAY AJAY'S NFL REGULAR SEASON STATISTICS

YEAR	TEAM	GP	GS	ATT	RUSHING				RECEIVING				
					YDS	AVG	LG	TD	REC	YDS	AVG	LG	TD
2015	MIAMI	9	0	49	187	3.8	24	1	7	90	12.9	20	0
2016	MIAMI	15	12	260	1272	4.9	62t	8	27	151	5.6	15	0
2017	MIAMI	1	1	28	122	4.4	20	0	2	4	2.0	3	0
NFL TOTALS		25	13	337	1581	4.7	62t	9	36	245	6.8	20	0

JAY AJAY'S NFL PLAYOFF STATISTICS

YEAR	TEAM	GP	GS	ATT	RUSHING				RECEIVING				
					YDS	AVG	LG	TD	REC	YDS	AVG	LG	TD
2016	MIAMI	1	1	16	33	2.1	8	0	3	12	4.0	5	0
NFL TOTALS		1	1	16	33	2.1	8	0	3	12	4.0	5	0

ADDITIONAL STATS

Miscellaneous Tackles: 2 in 2016.

Miscellaneous Fumble Recoveries: 2 in 2016.

Kickoff Returns: 1 for 20 in 2015.

100-YARD RUSHING GAMES (5)

DATE	OPPONENT	ATT	YDS	AVG	LG	TD
10/16/16	vs. Pittsburgh	25	204	8.2	62t	2
10/23/16	vs. Buffalo	28	214	7.6	53	1
11/6/16	vs. N.Y. Jets	24	111	4.6	20t	1
12/24/16	at Buffalo	32	206	6.4	57	1
9/17/17	at L.A. Chargers	28	122	4.4	20	0

SINGLE-GAME HIGHS

Rushes:	32	at Buffalo, 12/24/16
	28	vs. Buffalo, 10/23/16
	28	at L.A. Chargers, 9/17/17
	25	vs. Pittsburgh, 10/16/16
	24	vs. N.Y. Jets, 11/6/16
Rushing Yards:	214	vs. Buffalo, 10/23/16
	206	at Buffalo, 12/24/16
	204	vs. Pittsburgh, 10/16/16
	122	at L.A. Chargers, 9/17/17
	111	vs N.Y. Jets, 11/6/16
Longest Runs:	62t	vs. Pittsburgh, 10/16/16
	57	at Buffalo, 12/24/16
	53	vs. Buffalo, 10/23/16
	40	at San Diego, 11/13/16
	36	at L.A. Rams, 11/20/16

TD Runs:	2	vs. Pittsburgh, 10/16/16
	1	7 times (last: at Buffalo, 12/24/16)
Receptions:	6	at Baltimore, 12/4/16
	4	at N.Y. Jets, 11/29/15
	4	at New England, 9/18/16
Receiving Yards:	52	at N.Y. Jets, 11/29/15
	31	at New England, 9/18/16
	26	at Baltimore, 12/4/16
Longest Receptions:	20	vs. Dallas, 11/22/15
	15	3 times (last: vs. Arizona, 12/11/16)

2017 GAME-BY-GAME STATISTICS

DATE	OPPONENT	P/S	ATT	YDS	AVG	LG	TD
09/17	at L.A. Chargers	1/1	28	122	4.4	20	0
TOTALS		1/1	28	122	4.4	20	0

2016 GAME-BY-GAME STATISTICS

DATE	OPPONENT	P/S	ATT	YDS	AVG	LG	TD
09/18	at New England	1/0	5	14	2.8	8	0
09/25	CLEVELAND	1/0	7	28	4.0	11t	1
09/29	at Cincinnati	1/0	6	33	5.5	11	0
10/09	TENNESSEE	1/1	13	42	3.2	9	1
10/16	PITTSBURGH	1/1	25	204	8.2	62t	2
10/23	BUFFALO	1/1	28	214	7.6	53	1
11/06	N.Y. JETS	1/1	24	111	4.6	20t	1
11/13	at San Diego	1/1	19	79	4.2	40	0

11/20	at L.A. Rams	1/1	16	77	4.8	36	0
11/27	SAN FRANCISCO	1/1	18	45	2.5	18	1
12/04	at Baltimore	1/1	12	61	5.1	19	0
12/11	ARIZONA	1/1	20	48	2.4	13	0
12/17	at N.Y. Jets	1/1	19	51	2.7	8	0
12/24	at Buffalo	1/1	32	206	6.4	57	1
01/01	NEW ENGLAND	1/1	16	59	3.7	11	0
TOTALS		15/12	260	1272	4.9	62t	8

2015 GAME-BY-GAME STATISTICS

DATE	OPPONENT	P/S	ATT	YDS	AVG	LG	TD
11/08	at Buffalo	1/0	5	41	8.2	23	0
11/15	at Philadelphia	1/0	6	48	8.0	24	0
11/22	DALLAS	1/0	4	13	3.3	5	0
11/29	at N.Y. Jets	1/0	3	6	2.0	5	0
12/06	BALTIMORE	1/0	4	12	3.0	4	0
12/14	N.Y. GIANTS	1/0	5	15	3.0	9	0
12/20	at San Diego	1/0	6	27	4.5	12t	1
12/27	INDIANAPOLIS	1/0	9	23	2.6	10	0
01/03	NEW ENGLAND	1/0	7	2	0.3	4	0
TOTALS		9/0	49	187	3.8	24	1

[Homepage](#)[Media Resources](#)[Media](#)[Credentials](#)[Weekly Game Info](#)[History](#)**#59 / LB**

Chase Allen

HT: 6-3 / WT: 250

Born: August 29, 1993 / College: Southern Illinois '17

Acquired: FA, '17 / NFL Yr: Rookie / Dolphins Yr: Rookie

PRO CAREER

CAREER TRANSACTIONS: Signed by the Dolphins as an undrafted college free agent on May 5, 2017.

2017 (Dolphins) – Made first NFL start and Dolphins debut at L.A. Chargers (9/17) ... Recorded three solo tackles ... Also made one special teams stop.

COLLEGE

Signed by the Dolphins as an undrafted college free agent on May 5, 2017 ... Four-year letterman (2013-16) and three-year starter at Southern Illinois ... Played in 45 games with 30 starts ... Recorded career totals of 324 tackles (157 solo), six sacks, seven passes defended, four forced fumbles, two fumble recoveries and four blocked kicks ... Finished his career 12th in school history with 324 career tackles ... Played in 10 games and started eight as a senior in 2016 ... Recorded 77 tackles (49 solo), one sack, one pass defended, one forced fumble and one blocked kick ... Earned honorable mention All-Missouri Valley Football Conference honors ... Named Team MVP ... His 77 tackles led the team and were ninth in the MVFC ... Became the second player in school history to lead the team in tackles for three straight seasons ... Played in all 11 games with 10 starts as a junior in 2015 ... Recorded 120 tackles (44 solo), 2.5 sacks, two passes defended, two forced fumbles, two fumble recoveries and three blocked kicks ... Also returned one

punt for 18 yards ... Earned second-team All-MVFC honors ... His 120 tackles led the team and his 10.9 tackles per game ranked No. 3 in the MVFC ... Returned a fumble 25 yards for a touchdown vs. Missouri State (10/10) ... Started all 12 games as a sophomore in 2014 ... Recorded 95 tackles (45 solo), one sack, three passes defensed and one forced fumble ... Transitioned to middle linebacker after beginning his collegiate career as an outside linebacker ... His 95 tackles led the team and were ninth in the MVFC ... Played in all 12 games as a redshirt freshman in 2013 ... Recorded 32 tackles (19 solo), 1.5 sacks and one pass defensed ... Redshirted in 2012 ... Majored in management.

PERSONAL

Attended Belleville (Ill.) East High School ... Recorded 107 tackles and five interceptions as a senior ... Added 700 rushing yards ... Earned all-state and all-conference honors at linebacker ... Born on Aug. 29, 1993.

CHASE ALLEN'S NFL REGULAR SEASON STATISTICS

YEAR	TEAM	GP	GS	TOT	SOLO	ASST	SK	YDS	INT	YDS	LG	TD	PD	FF	FR
2017	MIAMI	1	1	3	3	0	0.0	0.0	0	0	0	0	0	0	0
TOTALS		1	1	3	3	0	0.0	0.0	0	0	0	0	0	0	0

[Homepage](#)[Media Resources](#)[Media](#)[Credentials](#)[Weekly Game Info](#)[History](#)

#29 / S

Nate Allen

HT: 6-1 / WT: 214

Born: November 30, 1987 / College: South Florida '10

Acquired: UFA, '17 (Oak.) / NFL Yr: 8th / Dolphins Yr: 1st

PRO CAREER

CAREER TRANSACTIONS: Signed with the Dolphins as an unrestricted free agent from Oakland on March 10, 2017 ... Signed by Oakland on Feb. 11, 2016 ... Released by Oakland on Feb. 9, 2016 ... Signed by Oakland as an unrestricted free agent from Philadelphia on March 12, 2015 ... Originally a second-round selection (37th overall) by Philadelphia in the 2010 NFL draft.

2017 (Dolphins) – Started and made Dolphins debut at L.A. Chargers (9/17) ... Totaled five tackles (three solo).

2016 (Raiders) – Played in 14 games with four starts ... Inactive for two games ... Recorded 26 tackles (20 solo), two interceptions and three passes defended ... Added seven special teams tackles (four solo) ... Totaled three tackles (one solo), one interception and one pass defended vs. Buffalo (12/4) ... Intercepted QB Tyrod Taylor with Buffalo backed up inside their own 5-yard line in the fourth quarter to set up an Oakland touchdown that made it a two-score game ... Made a season-high eight stops (six solo) in his first start of the season at Kansas City (12/8) ... Also added three solo special teams tackles ... Recorded seven solo tackles and one interception vs. Indianapolis (12/24) ... Picked off QB Andrew Luck in the first quarter to set up Oakland's first score of the game ...

POSTSEASON: Inactive for the AFC Wild Card game at Houston (1/7/17).

2015 (Raiders) – Played in five games with three starts ... Inactive for three games ... Missed seven games on the injured reserve/designated for return list ... Missed the season finale after he was placed on injured reserve on Dec. 30 ... Recorded 11 tackles (seven solo), one interception and two passes defended ... Made his Raiders debut vs. Cincinnati (9/13) and made one solo tackle before exiting the game due to injury in the first quarter ... Returned from injury vs. Minnesota (11/15) and totaled a season-high four tackles (two solo) ... Started at Tennessee (11/29) and recorded an interception that he returned 5 yards ... Intercepted QB Marcus Mariota with less than a minute remaining to preserve a 24-21 victory.

2014 (Eagles) – Started 15 games ... Inactive for one game ... Recorded 62 tackles (51 solo), one sack, four interceptions, five passes defended, one forced fumble and three fumble recoveries ... His four interceptions led the team ... Also tied for the team lead with his three fumble recoveries ... Totaled three tackles (two solo) and one sack in the season opener vs. Jacksonville (9/7) ... Recorded seven tackles (six solo) and one pass defended vs. Washington (9/21) ... Posted four tackles (three solo) and a forced fumble at Arizona (10/26) ... Stripped RB Andre Ellington of the ball and recovered the fumble himself ... Recorded three solo tackles, one interception and two passes defended vs. Carolina (11/10) ... Picked off QB Cam Newton as Carolina was driving at the end of the first half ... Recorded the first multi-turnover game of his career with an interception and fumble recovery at Dallas (11/27) ... Intercepted QB Tony Romo in the fourth quarter ... Made two stops (one solo) and one interception at Washington (12/20) ... Intercepted QB Robert Griffin III in the fourth quarter to set up a game-tying field goal ... Totaled five tackles (four solo) and one interception at N.Y. Giants (12/28) ... Sealed the victory with an interception of QB Eli Manning on the Giants' final drive that he returned 40 yards.

2013 (Eagles) – Started all 16 games ... Recorded 82 tackles (59 solo), one sack, one interception, one forced fumble and five passes defended ... Totaled a season-high 10 tackles (seven solo) and one pass defended vs. San Diego (9/15) ... Posted five solo stops, one sack and one pass defended vs. Kansas City (9/19) ... Recorded nine tackles (eight solo) at Denver (9/29) ... Made five tackles (four solo) and forced a fumble at Green Bay (11/10) ... Totaled eight tackles (seven solo), one interception and one pass defended vs. Arizona (12/1) ... Picked off QB Carson Palmer in the first quarter and returned it 43 yards ...

POSTSEASON: Started the NFC Wild Card game vs. New Orleans (1/4/14) ... Recorded six solo tackles and one pass defended.

2012 (Eagles) – Played in 15 games with 11 starts ... Inactive for one game ... Recorded 69 tackles (56 solo) and four passes defended ... Added four solo special teams tackles ... Totaled a season-high 10 tackles (nine solo) and one pass defended vs. Baltimore (9/16) ... Posted eight tackles (seven solo) and one pass defended at Pittsburgh (10/7) ... Made nine stops (eight solo) vs. Atlanta (10/28) ... Recorded five tackles (four solo) and one pass defended vs. Cincinnati (12/13).

2011 (Eagles) – Played in 15 games with 12 starts ... Inactive for one game ... Recorded 57 tackles (44 solo), two interceptions and seven passes defended ... Added two solo special teams tackles ... Totaled a season-high 13 tackles (10 solo) at Buffalo (10/9) ... Tallied three stops (two solo), one interception and two passes defended at Washington (10/16) ... Intercepted QB Rex Grossman in the second quarter ... Posted 10 tackles (five solo) and one special teams stop at Seattle (12/1) ... Recorded five tackles (four solo), one interception and two passes defended vs. Washington (1/1/12) ... Picked off QB Rex Grossman for the second time on the season and returned it 31 yards in the second quarter.

2010 (Eagles) – Started 13 games ... Inactive for one game ... Placed on injured reserve on Dec. 21 and missed the final two games of the season ... Recorded 48 tackles (42 solo), two sacks, three interceptions and one forced fumble ... Became the first player in team history to record

at least three interceptions and two sacks in his rookie season ... Made his NFL debut with five solo tackles, an interception and pass defended vs. Green Bay (9/12) ... Picked off QB Aaron Rodgers in the fourth quarter, leading to a field goal that cut the deficit to one score ... Joined DE Brandon Graham as the first pair of defensive rookies to start on opening day for the team since 1983 ... Totaled three solo stops, one interception and two passes defended at Detroit (9/19) ... Intercepted QB Shaun Hill on Detroit's first possession of the game ... Recorded three solo tackles and his first career sack at Jacksonville (9/26) ... Posted three solo stops and an interception vs. Washington (10/3) ... Picked off QB Donovan McNabb in the third quarter and returned it 16 yards ... Totaled four solo tackles, one sack and a forced fumble vs. Houston (12/2) ... Strip-sacked QB Matt Schaub in the fourth quarter to stop a Houston drive near midfield ...

HONORS: Earned NFL Defensive Rookie of the Month honors for September after he recorded 11 solo tackles, one sack and two interceptions in the first month of his rookie season.

COLLEGE

Four-year letterman (2006-09) and three-year starter at South Florida ... Played in 48 career games with 39 starts ... Recorded 224 tackles (144 solo), nine interceptions, one sack, three forced fumbles and four fumble recoveries ... Started the final 39 straight games of his collegiate career ... His nine interceptions were fourth on the school's all-time list ... Started all 13 games as a senior in 2009 ... Recorded 85 tackles (40 solo) and four interceptions ... Earned second-team All-Big East honors ... His 85 tackles were second on the team ... Served as a team captain ... Started all 13 games as a junior in 2008 ... Recorded 53 tackles (39 solo), one sack and one interception ... Started all 13 games as a sophomore in 2007 ... Recorded 84 tackles (65 solo) and four interceptions ... His four interceptions were sixth in the Big East ... His 84 tackles were second on the team ... Played in nine games as a true freshman in 2006 ... Recorded two assisted tackles ... Majored in communications.

PERSONAL

Attended Cape Coral (Fla.) High School ... Played on both sides of the ball, serving as the team's starting safety and starting quarterback ... Earned Class 5A All-State honorable mention twice and earned all-area honors three times ... Threw for more than 5,000 yards as a quarterback, breaking all of the school's passing records ... Also played basketball ... Scored over 1,000 points in his basketball career ... Averaged 16.3 points, 6.6 rebounds and 2.9 steals per game as a senior ... Annually hosts Allen's F.L.Y. High Youth Football Camp in Cape Coral, Florida, giving the community an opportunity to take part in an organized football experience ... Married to wife, Courtney ... The couple has a son, Isaiah ... Born on Nov. 30, 1987.

NATE ALLEN'S NFL REGULAR SEASON STATISTICS

YEAR	TEAM	GP	GS	TOT	SOLO	ASST	SK	YDS	INT	YDS	LG	TD	PD	FF	FR
2010	PHILADELPHIA	13	13	48	42	6	2.0	17.0	3	27	16	0	8	1	0
2011	PHILADELPHIA	15	12	57	44	13	0.0	0.0	2	44	31	0	7	0	0
2012	PHILADELPHIA	15	13	69	56	13	0.0	0.0	0	0	0	0	4	0	0

2013	PHILADELPHIA	16	16	82	59	23	1.0	8.0	1	43	43	0	5	1	0
2014	PHILADELPHIA	15	15	62	51	11	1.0	9.0	4	45	40	0	5	1	3
2015	OAKLAND	5	3	11	7	4	0.0	0.0	1	5	5	0	2	0	0
2016	OAKLAND	14	4	26	20	6	0.0	0.0	2	5	4	0	3	0	0
2017	MIAMI	1	1	5	3	2	0.0	0.0	0	0	0	0	0	0	0
TOTALS		94	77	360	282	78	4.0	34.0	13	169	5	0	34	3	3

NATE ALLEN'S NFL PLAYOFF STATISTICS

YEAR	TEAM	GP	GS	TOT	SOLO	ASST	SK	YDS	INT	YDS	LG	TD	PD	FF	FR
2013	PHILADELPHIA	1	1	6	6	0	0.0	0.0	0	0	0	0	1	0	0
TOTALS		1	1	6	6	0	0.0	0.0	0	0	0	0	1	0	0

ADDITIONAL STATS

Special Teams Tackles: (Philadelphia) 2 in 2011, 4 in 2012, (Oakland) 7 in 2016 for total of 13.

SINGLE-GAME HIGHS

Tackles:	13	at Buffalo, 10/9/11
	10	at Seattle, 12/1/11
	10	vs. Baltimore, 9/16/12
	10	vs. San Diego, 9/15/13
Passes Defensed:	2	6 times (last: vs. Carolina, 11/10/14)
Interceptions	1	13 times (last: vs. Indianapolis, 12/24/16)

[Homepage](#)[Media Resources](#)[Media](#)[Credentials](#)[Weekly Game Info](#)[History](#)**#47 / LB**

Kiko Alonso

HT: 6-3 / WT: 233

Born: August 14, 1990 / College: Oregon '13

Acquired: T, '16 (Phi.) / NFL Yr: 5th / Dolphins Yr: 2nd

PRO CAREER

CAREER TRANSACTIONS: Acquired by the Dolphins in a trade from Philadelphia on March 9, 2016 ... Traded to Philadelphia by Buffalo on March 10, 2015 ... Originally a second-round selection (46th overall) by Buffalo in the 2013 NFL draft.

2017 (Dolphins) – Recorded seven tackles (four solo) and one tackle for loss at L.A. Chargers (9/17).

2016 (Dolphins) – Started 15 games ... Inactive for one game due to injury ... Recorded 115 tackles (69 solo), two interceptions, four passes defended, one forced fumble and four fumble recoveries ... His 115 total tackles led the team and were ninth in the AFC ... Tied for first in the NFL with four defensive fumble recoveries ... The four fumble recoveries were the most by a Dolphins player since DE Jason Taylor had four in 2001 ... Made Dolphins debut at Seattle (9/11) and recorded 11 tackles (three solo) and one fumble recovery ... Recovered a QB Russell Wilson fumble in the fourth quarter ... Totaled 11 tackles (four solo) and one fumble recovery at New England (9/18) ... Recorded eight tackles (five solo) at Cincinnati (9/29) and served as a game captain ... Totaled a season-high 12 tackles (eight solo) vs. Tennessee (10/9) ... Led the team with six tackles (five solo) in the 28-25 victory vs. Buffalo (10/23) ... Recorded five solo tackles and two passes defended vs. N.Y. Jets (11/6) ... Registered four solo tackles and one interception in the 31-24 victory at San Diego (11/13) ... Intercepted QB Philip Rivers with 1:01 remaining in the fourth quarter and returned it 60 yards for a touchdown, sealing Miami's 31-24 win ... It was his first career touchdown and his first interception of the season ... The

defensive touchdown was Miami's first since Dec. 6, 2015 when DE Derrick Shelby had a 22-yard interception return for a score ... The play was the latest interception return in a game to give the Dolphins a lead since at least 1991 and the latest by any NFL player since Atlanta's Robert Alford had a 59-yard interception return in overtime to defeat Washington on Oct. 11, 2015 ... The interception return was the third-longest in the AFC in 2016 ... Led the team with eight tackles (six solo), one forced fumble and one fumble recovery in the 14-10 win at Los Angeles (11/20) ... Forced a fumble by TE Lance Kendricks and recovered the ball in the third quarter ... Led the team with 11 tackles (four solo), one interception and one fumble recovery in the 31-24 win vs. San Francisco (11/27) ... Became the first Dolphins linebacker since at least 1993 to recover a fumble and intercept a pass in the same game ... Recovered a TE Garrett Celek fumble that was forced by CB Byron Maxwell in the second quarter ... Intercepted a QB Colin Kaepernick pass intended for WR Torrey Smith and returned the ball 10 yards in the third quarter ... Tackled QB Colin Kaepernick along with DT Ndamukong Suh at Miami's 2-yard line on the final play to end the game ... Led the team with six tackles (three solo) at N.Y. Jets (12/17) ... His performance pushed him over the 100-tackle plateau for the season and the 300-tackle mark for his career ... Registered seven tackles (five solo) at Buffalo (12/24) and served as a game captain ...

POSTSEASON: Started in the AFC Wild Card game at Pittsburgh (1/8/17) ... Recorded six tackles (one solo).

2015 (Eagles) - Played in 11 games with one start ... Recorded 43 total tackles (30 solo), one interception and one pass defended ... Made six stops (four solo) and hauled in a one-handed interception in the end zone in the season opener at Atlanta (9/14) ... Started and made four tackles (two solo) at Detroit (11/26) ... Totaled eight tackles (five solo) against Washington (12/26) ... Made a season-high nine stops (eight solo) at N.Y. Giants (1/3/16).

2014 (Bills) – Missed the entire season due to injury ... Buffalo placed him on injured reserve on Aug. 26.

2013 (Bills) – Started all 16 games for Buffalo ... Recorded 159 tackles (87 solo), four interceptions, two sacks, four passes defended, two fumble recoveries and one forced fumble ... Became just the eighth linebacker in the NFL since 1989 to record at least 150-plus tackles and four-plus interceptions in a single season ... His tackle total (159) ranked No. 3 in the NFL ... Played 100 percent of Buffalo's 1,145 defensive snaps and was one of just three NFL linebackers (Nick Roach and Lawrence Timmons) to play all of his team's defensive snaps ... Led or tied for the team lead in tackles in 11 of 16 games ... Totaled double-digit tackles in eight games ... Tied for the team lead with nine tackles (five solo), forced a fumble and recovered a fumble in his NFL debut vs. New England (9/8) ... Recorded his first career sack and interception vs. Carolina (9/15) ... Picked off N.Y. Jets (9/22) quarterback Geno Smith in his first road contest ... Intercepted two passes against Baltimore (9/29) and earned Pepsi Max Rookie of the Week honors for his performance in the win ... Totaled 22 tackles (nine solo) against Cincinnati (10/13), the second most by any NFL player during the 2013 season ...

AMONG NFL TACKLE LEADERS: Became just the eighth linebacker in the NFL since 1989 to record at least 150-plus tackles and four-plus interceptions in a single season ... His tackle total (159) ranked third in the NFL and first among NFL rookies in 2013:

RNK	PLAYER	TEAM	TOTAL	SOLO	ASSISTS
1.	Vontaze Burfict	Cincinnati	171	114	57
2.	Paul Posluszny	Jacksonville	162	122	40
3.	KIKO ALONSO	BUFFALO	159	87	72
4.	Luke Kuechly	Carolina	156	93	63

In addition, his 22 tackles against Cincinnati (10/13) were the second most by any NFL player during the 2013 season:

HIGHEST NFL SINGLE-GAME TOTAL TACKLES IN 2013							
RNK	PLAYER	TEAM	OPPONENT	DATE	TOTAL	SOLO	ASSISTS
1.	Luke Kuechly	Car.	N.O.	12/22/13	24	9	15
2.	KIKO ALONSO	BUF.	CIN.	10/13/13	22	9	13
3.	Paul Worrilow	Atl.	Sea.	11/10/13	19	10	9
	Paul Worrilow	Atl.	Car.	11/3/13	19	9	10

NFL HONORS: Earned PFWA NFL Defensive Rookie of the Year honors ... Intercepted two passes against Baltimore (9/29) and earned Pepsi Max Rookie of the Week honors for his performance in the win.

COLLEGE

Three-year letterman (2009, 2011-12) at Oregon ... Played in 36 career games ... Recorded career totals of 143 tackles (99 solo), 3.5 sacks, six interceptions, nine passes defensed, three forced fumbles and two fumble recoveries ... Appeared in all 12 games as a senior in 2012 ... Recorded 81 tackles (58 solo), one sack and four interceptions ... Saw action in 12 games as a junior in 2011 ... Recorded 46 tackles (28 solo), two interceptions and 2.5 sacks ... Tallied five tackles, one interception and 1.5 sacks en route to being named Rose Bowl Defensive Player of the Game vs. Wisconsin (1/2/12) ... Missed the 2010 season due to injury ... Appeared in 12 games as a freshman in 2009 ... Recorded 16 tackles (three solo) and one forced fumble ... Redshirted the 2008 season.

PERSONAL

Prepped at Los Gatos (Calif.) High School ... Earned first-team defense All-Northern California honors from GoldenStatePreps.com ... Recorded 150 tackles (81 solo) and 27 sacks as a senior in 2007 ... Captured 35 catches for 559 yards (16.0 avg.) and seven touchdowns ... Also helped his team win the league title ... Born to a Colombian mother and Cuban father ... Speaks Spanish

fluently and embraces Miami's Latin culture... Hosted a youth football camp in Puerto Rico during the 2017 offseason... Full name is Kristian Alonso ... Born Aug.14, 1990.

KIKO ALONSO'S NFL REGULAR SEASON STATISTICS

YEAR	TEAM	GP	GS	TOT	SOLO	ASST	SK	YDS	INT	YDS	LG	TD	PD	FF	FR
2013	BUFFALO	16	16	159	87	72	2.0	17.0	4	38	32	0	4	1	2
2015	PHILADELPHIA	11	1	43	30	13	0.0	0.0	1	0	0	0	1	0	0
2016	MIAMI	15	15	115	69	46	0.0	0.0	2	70	60t	1	4	1	4
2017	MIAMI	1	1	7	4	3	0.0	0.0	0	0	0	0	0	0	0
TOTALS		43	33	324	190	134	2.0	17.0	7	108	60t	1	9	2	6

KIKO ALONSO'S NFL PLAYOFF STATISTICS

YEAR	TEAM	GP	GS	TOT	SOLO	ASST	SK	YDS	INT	YDS	LG	TD	PD	FF	FR
2016	MIAMI	1	1	6	1	5	0.0	0.0	0	0	0	0	0	0	0
TOTALS		1	1	6	1	5	0.0	0.0	0	0	0	0	0	0	0

ADDITIONAL STATS

Defensive Touchdowns: (Miami) 1 interception return in 2016.

SINGLE-GAME HIGHS

Tackles:	9	vs. Carolina, 9/15/13
	9	vs. Cincinnati, 10/13/13
	8	at New Orleans, 10/27/13
	8	vs. Atlanta, 12/1/13
	8	at N.Y. Giants, 1/3/16
	8	vs Tennessee, 10/9/16

Sacks:	1	vs. Carolina, 9/15/13
	1	vs. Kansas City, 11/3/13
Interceptions:	2	vs. Baltimore, 9/29/13
	1	5 times (last: vs. San Francisco, 11/27/16)

[Homepage](#)[Media Resources](#)[Media](#)[Credentials](#)[Weekly Game Info](#)[History](#)**#68 / G**

Isaac Asiata

HT: 6-3 / WT: 341

Born: December 29, 1992 / College: Utah '17

Acquired: D5a, '17 / NFL Yr: Rookie / Dolphins Yr: Rookie

PRO CAREER

CAREER TRANSACTIONS: Originally a fifth-round selection (164th overall) of the Dolphins in the 2017 NFL draft.

2017 (Dolphins) – Inactive at L.A. Chargers (9/17).


COLLEGE

Four-year letterman (2013-16) and three-year starter at Utah ... Played in 45 career games with 43 starts ... Started 39 consecutive games to finish his career ... Started all 13 games at left guard as a senior in 2016 ... Earned the Morris Award as the Pac-12's best offensive lineman, voted on by the league's starting defensive linemen ... Named second-team All-Pac-12 ... Scored a touchdown vs. USC (9/23) after falling on a fumble in the end zone ... Started all 13 games at left guard as a junior in 2015 ... Earned All-Pac-12 honorable mention honors ... Started all 13 games – seven at right guard and six at left guard – as a sophomore in 2014 ... Played in six games with four starts at right tackle as a redshirt freshman in 2013 ... Missed the 2012 season on a church mission ... Redshirted in 2011 ... Majored in sociology.

PERSONAL

Attended Spanish Fork (Utah) High School ... Was a three-year starter ... Named team captain his junior and senior seasons ... Cousin, Matt Asiata, played five seasons (2012-16) as a running back for the Minnesota Vikings ... Served on a church mission in Tulsa, Oklahoma in 2012 ... Married to wife, Angel ... Last name is pronounced Ah-see-ah-ta ... Born on Dec. 29, 1992.

© 2017 Miami Dolphins



#50 / DE

Andre Branch

HT: 6-5 / WT: 263

Born: July 14, 1989 / College: Clemson '12

Acquired: UFA, '16 (Jax.) / NFL Yr: 6th / Dolphins Yr: 2nd

PRO CAREER

CAREER TRANSACTIONS: Signed by the Dolphins as an unrestricted free agent from Jacksonville on March 16, 2016 ... Originally a second-round selection (38th overall) by Jacksonville in the 2012 NFL draft.

2017 (Dolphins) – Tallied two tackles (one solo) at L.A. Chargers (9/17).

2016 (Dolphins) – Played in 16 games with 11 starts ... Recorded 49 tackles (27 solo), 5.5 sacks, one pass defensed and two forced fumbles ... Made his Dolphins debut and recorded four assisted tackles at Seattle (9/11) ... Registered one solo tackle and one sack vs. Cleveland (9/25) ... Sacked QB Cody Kessler for a loss of 3 yards on third down in the third quarter ... Tallied three tackles (two solo) and one forced fumble at Cincinnati (9/29) ... Forced a QB Andy Dalton fumble in the fourth quarter on third-and-1, resulting in a Bengals punt on the next play ... Made first start for the Dolphins in the 30-15 win vs. Pittsburgh (10/16) ... Registered four tackles (three solo) and 1.5 sacks ... Sacked QB Ben Roethlisberger for an 11-yard loss in the first quarter ... Split a sack with DE Cameron Wake in the first quarter for a loss of 9 yards ... Marked his third career game with multiple sacks ... Recorded two assisted tackles and 0.5 sacks vs. Buffalo (10/23) and served as a game captain ... Split a sack of QB Tyrod Taylor with DE Cameron Wake for a loss of 6 yards in the fourth quarter ... Registered four tackles (three solo) and 0.5 sacks in the 31-24 win at San Diego (11/13) ... Split a sack with DT Ndamukong Suh for a loss of 6 yards in the fourth quarter ... Recorded five tackles (four solo) and one sack in the 31-

24 victory vs. San Francisco (11/27) ... Sacked QB Colin Kaepernick for a loss of 5 yards in the fourth quarter ... Tallied a season-high six tackles (three solo), one sack, one pass defended and one forced fumble in the 26-23 win vs. Arizona (12/11) ... Sacked QB Carson Palmer for a loss of 5 yards, forcing a fumble ... Registered five solo tackles in the 34-31 victory at Buffalo (12/24) ...

POSTSEASON: Started in the AFC Wild Card game at Pittsburgh (1/8/17) ... Recorded one solo tackle.

2015 (Jaguars) - Appeared in 13 games with nine starts ... Inactive for three games due to injury ... Recorded 24 tackles (18 solo), four sacks, four passes defended, two forced fumbles and one fumble recovery ... Tallied two solo tackles, one sack and one forced fumble vs. Buffalo (10/25) ... Totaled four solo tackles, two sacks, one pass defended, one forced fumble and one fumble recovery vs. Indianapolis (12/13) ... Registered four tackles (two solo) in the season finale at Houston (1/3/16).

2014 (Jaguars) - Saw action in nine games ... Inactive for seven games due to injury ... Recorded 18 tackles (12 solo), three sacks, three passes defended, two forced fumbles and one fumble recovery ... Registered three solo tackles, two sacks and two forced fumbles at Philadelphia (9/7) ... Posted two solo tackles and one sack vs. Indianapolis (9/21) ... Recorded four tackles (two solo) and one pass defended vs. Cleveland (10/19) ... Tallied four tackles (one solo) and one pass defended at Houston (12/28).

2013 (Jaguars) - Played in all 16 games ... Recorded 37 tackles (30 solo), six sacks and three passes defended ... Tallied his second career sack (first of the season) and three solo tackles at St. Louis (10/6) ... Produced five tackles (four solo) and one sack vs. Buffalo (12/15).

2012 (Jaguars) - Appeared in 13 games with three starts ... Inactive for one game due to injury ... Placed on injured reserve on Dec. 18 prior to the final two games of the regular season ... Recorded 11 tackles (nine solo), one sack, one pass defended, one forced fumble and one fumble recovery ... Made first career start vs. Houston (9/16), totaling a season-high four tackles (three solo) and one pass defended ... Registered first career sack vs. quarterback Aaron Rodgers at Green Bay (10/28).

COLLEGE

Four-year letterman at Clemson (2007-11) ... Appeared in 48 games with 27 starts in his career ... Recorded 197 tackles (142 solo), 17.5 sacks, 33.5 tackles for loss and 11 passes defended ... Made at least one tackle in 41 straight games ... Started all 14 games as a senior in 2011 ... Finished with 85 tackles (64 solo), a career-high 10.5 sacks, one forced fumble and one fumble recovery ... Also served as team co-captain ... Earned second-team All-America honors from the Walter Camp Foundation, CBSSports.com, Phil Steele, Rivals.com and Sports Illustrated ... Was a first-team All-ACC selection ... One of six finalists for the Ted Hendricks Award ... Started 13 games as a junior in 2010 ... Tallied 55 tackles (36 solo) and five sacks ... Led all ACC defensive ends with seven passes defended ... Appeared in all 14 games as a sophomore in 2009 ... Registered 46 tackles (33 solo) and two sacks ... Played in the first four games as a freshman and the Tigers' final three games in 2008 ... Totaled 11 tackles (nine solo) and two special teams tackles ... Redshirted the 2007 season ... Majored in sociology.

PERSONAL

Prepped at Varina High School in Richmond, Va. ... Was a two-year starter at linebacker and tight end ... Helped team to an 11-2 mark as a senior and a 9-1 record as a junior ... Named all-district and second-team all-region as a senior after recording 62 tackles, seven tackles for loss, three sacks, two interceptions and two fumble recoveries ... Also a two-year starter in basketball, earning all-district honors as a power forward ... Participated in the 2017 Miami Dolphins Business Combine ... Full name is Orlandus Andre Branch ... Born July 14, 1989.

ANDRE BRANCH'S NFL REGULAR SEASON STATISTICS

YEAR	TEAM	GP	GS	TOT	SOLO	ASST	SK	YDS	INT	YDS	LG	TD	PD	FF	FR
2012	JACKSONVILLE	13	3	11	9	2	1.0	7.0	0	0	0	0	1	1	1
2013	JACKSONVILLE	16	0	37	30	7	6.0	53.0	0	0	0	0	3	0	0
2014	JACKSONVILLE	9	0	18	12	6	3.0	26.0	0	0	0	0	3	2	1
2015	JACKSONVILLE	13	9	24	18	6	4.0	36.0	0	0	0	0	4	2	1
2016	MIAMI	16	11	49	27	22	5.5	34.5	0	0	0	0	1	2	0
2017	MIAMI	1	1	2	1	1	0.0	0.0	0	0	0	0	0	0	0
TOTALS		68	24	141	97	44	19.5	156.5	0	0	0	0	12	7	3

ANDRE BRANCH'S NFL PLAYOFF STATS

YEAR	TEAM	GP	GS	TOT	SOLO	ASST	SK	YDS	INT	YDS	LG	TD	PD	FF	FR
2016	MIAMI	1	1	1	1	0	0.0	0.0	0	0	0	0	0	0	0
TOTALS		1	1	1	1	0	0.0	0.0	0	0	0	0	0	0	0

ADDITIONAL STATS

Special Teams Tackles: 1 in 2012.

SINGLE-GAME HIGHS

Tackles:	6	vs. Arizona, 12/11/16
	5	vs. Buffalo, 12/15/13

	5	vs. San Francisco, 11/27/16
	5	at Buffalo, 12/24/16
	4	11 times (last: at San Diego, 11/13/16)
Sacks:	2	at Philadelphia, 9/7/14
	2	vs. Indianapolis, 12/13/15
	1.5	vs. Pittsburgh, 10/16/16
	1	13 times (last: vs. Arizona, 12/11/16)

[Homepage](#)[Media Resources](#)[Media](#)[Credentials](#)[Weekly Game Info](#)[History](#)**#64 / C**

Jake Brendel

HT: 6-4 / WT: 299

Born: September 10, 1992 / College: UCLA '16

Acquired: FA, '16 / NFL Yr: 2nd / Dolphins Yr: 2nd

PRO CAREER

CAREER TRANSACTIONS: Signed to the Dolphins' active roster on Nov. 19, 2016 ... Signed to the Dolphins' practice squad on Oct. 11, 2016 ... Released from Dallas' practice squad on Sept. 22, 2016 ... Signed to Dallas' practice squad on Sept. 4, 2016 ... Waived by Dallas on Sept. 3, 2016 ... Originally signed by Dallas as an undrafted college free agent on May 6, 2016.

2017 (Dolphins) – Appeared on special teams at L.A. Chargers (9/17).

2016 (Dolphins) – Played one game ... Did not play in six games ... Played one snap vs. San Francisco (11/27) ...

POSTSEASON: Appeared on special teams in the AFC Wild Card game at Pittsburgh (1/8/17).

COLLEGE

Four-year starter (2012-15) at UCLA ... Started all 52 games he played in his career ... Became UCLA's all-time leader in games started ... Started all 13 games as a senior in 2015 ... Served as a team captain for the third time in his career ... Finalist for the

Campbell Trophy as the nation's top scholar-athlete ... Earned second-team All-Pac 12 honors (AP and Coaches) ... Helped team allow just 14 sacks, the second-lowest in school history ... Started 12 games as a junior in 2014 ... Named a team co-captain ... Earned second-team All-Pac 12 honors ... Started all 13 games as a sophomore in 2013 ... Earned honorable mention All-Pac 12 honors ... Started all 14 games as a redshirt freshman in 2012 ... Earned first-team Freshman All-America honors by The Sporting News ... Named honorable mention All-Pac 12 by the conference's coaches ... Redshirted in 2011 ... Majored in economics.

PERSONAL

Attended Plano (Texas) East High School ... Served as a team captain ... Played defensive line as a freshman and sophomore ... Did not allow a sack as a junior or senior ... Earned all-district honors as a defensive lineman in his sophomore season ... Born Sept. 10, 1992.

JAKE BRENDEL'S NFL REGULAR SEASON STATISTICS

GAMES/TOTALS:

2016: 1/0, 2017: 1/0

NFL TOTALS: 2/0

JAKE BRENDEL'S NFL PLAYOFF STATISTICS

GAMES/STARTS:

2016: 1/0

NFL TOTALS: 1/0



#74 / G/T

Jermon Bushrod

HT: 6-5 / WT: 318

Born: August 19, 1984 / College: Towson '07

Acquired: FA, '16 / NFL Yr: 11th / Dolphins Yr: 2nd

PRO CAREER

CAREER PRO BOWL SELECTIONS: 2 (2011, 2012).

CAREER TRANSACTIONS: Signed by the Dolphins on March 11, 2016 ... Released by Chicago on Feb. 16, 2016 ... Signed by Chicago as an unrestricted free agent from New Orleans on March 12, 2013 ... Originally a fourth-round selection (125th overall) by New Orleans in the 2007 NFL draft.

2017 (Dolphins) – Started at right guard at L.A. Chargers (9/17) ... Protected QB Jay Cutler, who complete 24-of-33 passes (72.7 pct.) for 230 yards and one touchdown ... Also blocked for RB Jay Ajayi, who rushed 28 times for 122 yards (4.4 avg.), snapping the Chargers' streak of 17 straight games without allowing a 100-yard rusher.

2016 (Dolphins) – Started all 16 games at right guard ... Protected QB Ryan Tannehill, who prior to his Week 14 injury posted a 93.5 quarterback rating and 7.70 yards per attempt ... Part of an offensive line that helped RB Jay Ajayi eclipse the 1,000-yard rushing mark (1,272) for the first time in his career ... Ajayi's 1,272 rushing yards were the third-most in Dolphins history ... Made Dolphins debut and first career start at right guard at Seattle (9/11) ... Earned his 100th career start at Cincinnati (9/29) ... Protected QB Ryan Tannehill who completed 24-of-32 throws (75.0 pct.), earning a 97.4 QB rating in the 30-15 victory vs. Pittsburgh (10/16) ... Part of an o-line that did not allow a sack on the day ... Also blocked for RB Jay Ajayi who rushed for 204 yards, the sixth-most in a single game in team history ... Blocked for RB Jay Ajayi who rushed for a season-high 214 yards, the third most in a single game in franchise history, in the 28-25 win vs. Buffalo (10/23) ... Protected QB Matt Moore in his first start since 2011 in the 34-13 victory at the N.Y. Jets (12/17) ... Moore completed 12-of-18 (66.7 pct.) throws for 236 yards and a career-high four touchdowns ... Moore also earned a 126.2 QB rating, the fourth-highest of his career ... Blocked for RB Jay Ajayi who rushed 32 times for 206 yards (6.4 avg.) and one touchdown at Buffalo (12/24) ... Ajayi's 206 rushing yards were the fifth-most in a single game in team history ...

POSTSEASON: Started in the AFC Wild Card game at Pittsburgh (1/8/17) ... Helped protect QB Matt Moore, who completed 29-of-36 passes (80.5 pct.) for 289 yards and one touchdown.

2015 (Bears) – Saw action in 12 games with four starts ... Inactive for four games due to injury ... Blocked for QB Jay Cutler, who completed 311-of-483 attempts for 3,669 yards and 21 touchdowns ... Part of an offensive line that allowed 34 sacks (seventh in the NFL) ... Helped the rushing attack rank No. 11 in yards (1,851) and yards per game (115.7).

2014 (Bears) – Played in and started 14 games ... Inactive for two games due to injury ... Helped Chicago's offense produce 4,035 gross passing yards and 3,792 net passing yards ... Paved the way for RB Matt Forte to surpass the 1,000-yard rushing mark for the third time in his career.

2013 (Bears) – Started all 16 games ... Part of an offensive line that allowed 30 sacks (fourth fewest in the NFL) ... Chicago's offense achieved then-franchise records in net yards (6,109), gross passing yards (4,450), net passing yards (4,281), completion percentage (64.4), passing touchdowns (32) and first downs (344) ... Helped RB Matt Forte rush for 1,339 yards and nine touchdowns on 289 carries (4.6 avg).

2012 (Saints) – Started all 16 games ... Anchored a line that was tied for third in the NFL in fewest sacks allowed (26) ... Helped New Orleans rank No. 2 in total offense (410.9 yards per game) and No. 3 in scoring (28.8 points per game) ... Offense also compiled 6,574 total net yards ...

PRO BOWL: Earned second-consecutive Pro Bowl nod.

2011 (Saints) – Started all 16 games for New Orleans ... Blocked for QB Drew Brees who completed 468-of-657 for 5,476 passing yards and 46 touchdowns ... Offensive line allowed just 24 sacks (tied for second in the NFL) ... New Orleans also led the NFL in total offense (467.1 yards per game), recording 7,474 net yards and 547 total points ...

POSTSEASON: Started two playoff contests, the NFC Wild Card game vs. Detroit (1/7/12) and NFC Divisional game at San Francisco (1/14/12) ...

PRO BOWL: Named to first career Pro Bowl ...

HONORS: Part of a Saints offensive line unit that won the Madden Most Valuable Protectors Award given annually to the best offensive line in the NFL.

2010 (Saints) – Started all 16 games ... Offensive line allowed 26 sacks (fifth fewest in the NFL) ... New Orleans ranked No. 6 in the league in total offense (372.5 yards per game) and No. 3 in passing offense (277.6 net yards per game) ...

POSTSEASON: Started NFC Wild Card game at Seattle (1/8/11).

2009 (Saints) – Saw action in 15 games with 14 starts for New Orleans ... Inactive for one game due to injury ... New Orleans led the NFL in scoring offense (31.9 points per game) and total offense (403.8 yards per game) en route to winning Super Bowl XLIV ... Part of an offensive line that allowed just 20 sacks on the season ...

POSTSEASON: Started all three playoff games as the Saints won Super Bowl XLIV ... Started in NFC Divisional game vs. Arizona (1/16/10) and NFC Conference Championship game vs. Minnesota (1/24/10) ... Protected QB Drew Brees who threw for 32-of-39 yards for 288 yards and two touchdowns in Super Bowl XLIV vs. Indianapolis (2/7/10) ...

HONORS: Part of a Saints offensive line unit that won the inaugural Madden Most Valuable Protectors Award given annually to the best offensive line in the NFL.

2008 (Saints) – Played in two games for New Orleans ... Did not play in two contests ... Inactive for 12 games ... Saw action on special teams.

2007 (Saints) – Appeared in one game for New Orleans ... Did not play in one game ... Inactive for 14 games ... Saw action on special teams ... Made NFL debut at Houston (11/18).

COLLEGE

Four-year starter at Towson (2002-06) ... Was an All-Atlantic 10 selection at left tackle as a senior ... Finished career with 38 consecutive starts ... Earned third-team all-league honors as a junior... Named to the third-team All-Atlantic 10 after posting 72 knockdown blocks as a sophomore ... Redshirted as a freshman in 2002.

PERSONAL

Prepped at King George (Va.) High School, where he was a standout in football, basketball and baseball ... Was an honorable mention all-state selection at tackle ... Created The Visualize and Rize Foundation to support youth sports and education programs ... Holds an annual golf tournament to raise book scholarships for student athletes in his hometown of King George, Va. ... Also holds an annual summer football camp ... Has worked as a substitute teacher and done community service work at various NAACP events ... Participated in the 2017 Miami Dolphins Business Combine ... Married with two children ... First name is pronounced JURR-mahn ... Born Aug. 19, 1984.

JERMON BUSHROD'S NFL REGULAR SEASON STATS

GAMES/STARTS: (New Orleans) 2007: 1/0, 2008: 2/0, 2009: 15/14, 2010: 16/16, 2011: 16/16, 2012: 16/16, (Chicago) 2013: 16/16, 2014: 14/14, 2015: 12/4, (Miami) 2016: 16/16, 2017: 1/1 **NFL TOTALS: 125/113**

JERMON BUSHROD'S NFL PLAYOFF STATISTICS

GAMES/STARTS: (New Orleans) 2009: 3/3, 2010: 1/1, 2011: 2/2, (Miami) 2016: 1/1 **NFL TOTALS: 7/7**

ADDITIONAL STATS

Special Teams Tackles: (New Orleans) 1 in 2009, (Chicago) 1 in 2013 for total of 2.

Miscellaneous Tackles: (New Orleans) 1 in 2010, 2 in 2012, (New Orleans) 1 in 2013, 2 in 2014, 1 in 2015 for total of 7.

Miscellaneous Fumble Recoveries: (Chicago) 1 in 2013, (Miami) 1 in 2016 for total of 2.



#88 / WR

Leonte Carroo

HT: 6-1 / WT: 215

Born: January 24, 1994 / College: Rutgers '16

Acquired: D3b, '16 / NFL Yr: 2nd / Dolphins Yr: 2nd

PRO CAREER

CAREER TRANSACTIONS: Originally a third-round selection (86th overall) of the Dolphins in the 2016 NFL draft.

2017 (Dolphins) – Played, but did not record any statistics at L.A. Chargers (9/17).

2016 (Dolphins) – Played in 14 games with two starts ... Inactive for two games ... Recorded three receptions for 29 yards (9.7 avg.) ... Made NFL and Dolphins debut at Seattle (9/11) ... Recorded two receptions for 14 yards (7.0 avg.) ... Registered a 12-yard catch from QB Ryan Tannehill to convert a third down in the fourth quarter ... Caught his first career receiving touchdown vs. San Francisco (11/27) ... Hauled in a 15-yard touchdown catch in the fourth quarter to extend Miami's lead to 31-14 ...

POSTSEASON: Inactive for the AFC Wild Card game at Pittsburgh (1/8/17).

COLLEGE

Four-year letterman (2012-15) and two-year starter at Rutgers ... Played in 44 career games with 22 starts ... Recorded career totals of 122

receptions for 2,373 yards (19.5 avg.) and 29 touchdowns ... Left Rutgers as the school's all-time leader with 29 receiving touchdowns ... Played in eight games with six starts as a senior in 2015 ... Recorded team-leading totals of 39 receptions for 809 yards (20.7 avg.) and 10 touchdowns ... Named the recipient of the Homer Hazel Trophy as the team's most valuable player ... Earned All-Big Ten honors ... Started all 13 games as a junior in 2014 ... Recorded 55 receptions for 1,086 yards (19.7 avg.) and 10 touchdowns ... Named team's offensive MVP and All-Big Ten ... His 19.7 yards per reception average was the highest in the nation (minimum 51 receptions) ... Played in 10 games with three starts as a sophomore in 2013 ... Recorded 28 receptions for 478 yards (17.1 avg.) and nine touchdowns ... His nine touchdowns led the team ... Eight of his nine touchdowns came in the fourth quarter or overtime ... Played in all 13 games as a true freshman in 2012 ... Mostly contributed on special teams ... Double majored in labor studies and employment relations and communication.

PERSONAL

Attended Don Bosco Prep in Ramsey, N.J. ... Three-year letterwinner ... Recorded 82 receptions for 1,548 yards (18.9 avg.) and 18 touchdowns in final two seasons ... Key member of a high school team that won its 46th consecutive game and sixth consecutive Non-Public Group 4 title with a 42-14 victory over arch-rival Bergen Catholic at MetLife Stadium ... Recorded 37 receptions for 543 yards (14.7 avg.) and four touchdowns as a senior ... Helped the school to an 11-0 record as a senior, including a No. 1 national ranking in several polls, including USA Today ... U.S. Army All-American Bowl selection ... Earned all-state honors ... Two-time all-county honoree ... Also ran track ... Helped deliver beds from Ashley HomeStore to underprivileged children in 2017 ... Name is pronounced LEON-tay Cuh-ROO ... Born Jan. 24, 1994.

LEONTE CARROO'S NFL REGULAR SEASON STATISTICS

YEAR	TEAM	RECEIVING							RUSHING				
		GP	GS	REC	YDS	AVG	LG	TD	ATT	YDS	AVG	LG	TD
2016	MIAMI	14	2	3	29	9.7	15t	1	0	0	0.0	0	0
2017	MIAMI	1	0	0	0	0.0	0	0	0	0	0.0	0	0
NFL TOTALS		15	2	3	29	9.7	15t	1	0	0	0.0	0	0

2017 GAME-BY-GAME STATISTICS

DATE	OPPONENT	P/S	REC	YDS	AVG	LG	TD
09/17	at L.A. Chargers	1/0	0	0	0.0	-	0
TOTALS		1/0	0	0	0.0	-	0

2016 GAME-BY-GAME STATISTICS

DATE	OPPONENT	P/S	REC	YDS	AVG	LG	TD
09/11	at Seattle	1/1	2	14	7.0	12	0

09/18	at New England	1/0	0	0	0.0	-	0
09/25	CLEVELAND	1/0	0	0	0.0	-	0
09/29	at Cincinnati	1/1	0	0	0.0	-	0
10/09	TENNESSEE	1/0	0	0	0.0	-	0
10/16	PITTSBURGH	1/0	0	0	0.0	-	0
10/23	BUFFALO	1/0	0	0	0.0	-	0
11/06	N.Y. JETS	1/0	0	0	0.0	-	0
11/13	at San Diego	1/0	0	0	0.0	-	0
11/20	at L.A. Rams	1/0	0	0	0.0	-	0
11/27	SAN FRANCISCO	1/0	1	15	15.0	15t	1
12/04	at Baltimore	1/0	0	0	0.0	-	0
12/11	ARIZONA	1/0	0	0	0.0	-	0
12/17	at N.Y. Jets	1/0	0	0	0.0	-	0
TOTALS		14/2	3	29	9.7	15t	1

[Homepage](#)[Media Resources](#)[Media](#)[Credentials](#)[Weekly Game Info](#)[History](#)**#6 / QB**

Jay Cutler

HT: 6-3 / WT: 231

Born: April 29, 1983 / College: Vanderbilt '06

Acquired: FA, '17 / NFL Yr: 12th / Dolphins Yr: 1st

PRO CAREER

CAREER PRO BOWL SELECTIONS: 1 (2008)**CAREER TRANSACTIONS:** Signed by the Dolphins on Aug. 7, 2017 ... Released by Chicago on March 9, 2017 ... Acquired by Chicago in a trade from Denver on April 2, 2009 ... Originally a first-round pick (11th overall) by Denver in the 2006 NFL draft.**2017 (Dolphins)** – Started and made Dolphins debut at L.A. Chargers (9/17) ... Completed 24-of-33 passes (72.7 pct.) for 230 yards and one touchdown ... Earned at 101.8 QB rating ... Threw a 29-yard touchdown pass to WR Kenny Stills in the third quarter to tie the game.**2016 (Bears)** – Started five games ... Inactive seven games due to injury ... Placed on injured reserve on Dec. 6 ... Completed 81-of-137 passes (59.1 pct.) for 1,059 yards, four touchdowns and a 78.1 QB rating ... Also rushed five times for 24 yards (4.8 avg.) ... Completed 16-of-29 passes (55.6 pct.) for 216 yards and one touchdown in the season opener at Houston (9/11) ... Posted a season-high 100.5 QB rating after he completed 20-of-31 passes (64.5 pct.) for 252 yards and one touchdown vs. Minnesota (10/31).**2015 (Bears)** – Started 15 games ... Inactive one game due to injury ... Completed 311-of-483 passes (64.4 pct.) for 3,659 yards, 21

touchdowns and a 92.3 QB rating ... Also rushed 38 times for 201 yards (5.3 avg.) and one touchdown ... Tied his own franchise record by throwing for 3,000 yards in 12 games ... His 64.4 completion percentage ranked No. 3 in team history ... His 3,659 passing yards, 311 completions and 483 pass attempts all rank No. 4 in single-season franchise history ... Served as a team captain ... Completed 27-of-40 passes (67.5 pct.) for 345 yards, two touchdowns and a 100.5 QB rating in win at San Diego (11/9) ... Went 19-of-24 (79.2 pct.) for 258 yards, three touchdowns and a 151.0 QB rating at St. Louis (11/15) ... Became first quarterback in team history to complete two touchdown passes of at least 80 yards in the same game after he found TE Zach Miller for a 87-yard score and RB Jeremy Langford for an 83-yard touchdown ... His 151.0 QB rating was the second-highest by a Bears quarterback since at least 1960 ... Completed 19-of-31 passes (61.3 pct.) for 315 yards, two touchdowns and a 117.0 QB rating vs. Washington (12/13) ... Went 20-of-27 (74.1 pct.) for 156 yards, one touchdown and 100.2 QB rating at Tampa Bay (12/27).

2014 (Bears) – Started 15 games ... Did not play one game ... Completed 370-of-561 passes (66.0 pct.) for 3,812 yards, 28 touchdowns and an 88.6 QB rating ... Also rushed 39 times for 191 yards (4.9 avg.) and two touchdowns ... His 370 completions and 561 pass attempts were both single-season team records ... His 3,812 passing yards and 66.0 completion percentage were both second in franchise history ... His 28 passing touchdowns were tied for second in team annals ... Completed 23-of-34 passes (67.6 pct.) for 176 yards, four touchdowns and a 119.2 QB rating at San Francisco (9/14) ... Went 26-of-38 (68.4 pct.) for 381 yards, one touchdown and a 109.6 QB rating at Atlanta (10/12) ... Completed 20-of-30 passes (66.7 pct.) for 227 yards, three touchdowns and a 108.6 QB rating at New England (10/26) ... Went 31-of-43 (72.1 pct.) for 330 yards, three touchdowns and a 98.0 QB rating vs. Minnesota (11/16).

2013 (Bears) – Started 11 games ... Inactive five games due to injury ... Completed 224-of-355 passes (63.1 pct.) for 2,621 yards, 19 touchdowns and an 89.2 QB rating ... Also rushed 23 times for 118 yards (5.1 avg.) ... Served as a team captain ... Part of an offense that set single-season team records in net yards (6,109), gross passing yards (4,450), net passing yards (4,281), passing touchdowns (32), passer rating (96.9), first downs (344) and passing first downs (215) ... Also helped the team post the second-most points scored (445) in franchise history ... Completed 27-of-38 passes (71.1 pct.) for 292 yards, three touchdowns and a 97.7 QB rating vs. Minnesota (9/15) ... Went 24-of-33 (72.7 pct.) for 358 yards, two touchdowns and a 128.1 QB rating vs. New Orleans (10/6) ... Completed 24-of-36 passes (66.7 pct.) for 262 yards, two touchdowns and a 106.5 QB rating vs. N.Y. Giants (10/10) ... Went 22-of-31 (71.0 pct.) for 265 yards, three touchdowns and a 102.2 QB rating at Cleveland (12/15) ... Completed 15-of-24 passes (62.5 pct.) for 226 yards, two touchdowns and a 103.8 QB rating vs. Green Bay (12/29).

2012 (Bears) – Started 15 games ... Inactive one game due to injury ... Completed 255-of-434 passes (58.8 pct.) for 3,033 yards, 19 touchdowns and an 81.3 QB rating ... Also rushed 41 times for 233 yards (5.7 avg.) ... Served as a team captain ... Went 21-of-35 (60.0 pct.) for 333 yards, two touchdowns and a 98.9 QB rating in the season opener vs. Indianapolis (9/9) ... Completed 18-of-24 passes (75.0 pct.) for 275 yards, two touchdowns and a 140.1 QB rating at Dallas (10/1) ... Went 19-of-26 (73.1 pct.) for 229 yards, three touchdowns and a 138.1 QB rating at Tennessee (11/4) ... Completed 17-of-26 passes (65.4 pct.) for 233 yards, two touchdowns and a 119.6 QB rating vs. Seattle (12/2).

2011 (Bears) – Started 10 games ... Inactive five games due to injury ... Placed on injured reserve on Dec. 27 ... Completed 182-of-314 passes (58.0 pct.) for 2,319 yards, 13 touchdowns and an 85.7 QB rating ... Also rushed 18 times for 55 yards (3.1 avg.) and

one touchdown ... Served as a team captain ... Completed 22-of-32 passes (68.8 pct.) for 312 yards, two touchdowns and a 107.8 QB rating in the season opener vs. Atlanta (9/11) ... Went 28-of-38 (73.7 pct.) for 249 yards, one touchdown and a 99.6 QB rating at Detroit (10/10) ... Completed 21-of-31 passes (67.7 pct.) for 267 yards, two touchdowns and a 115.9 QB rating vs. Minnesota (10/16) ... Went 18-of-32 (56.3 pct.) for 208 yards, two touchdowns and a 96.9 QB rating at Philadelphia (11/7) ... Completed 18-of-31 passes (58.1 pct.) for 286 yards, two touchdowns and a 97.0 QB rating vs. San Diego (11/20) ... Also added a rushing touchdown.

2010 (Bears) – Started 15 games ... Inactive one game due to injury ... Completed 261-of-432 passes (60.4 pct.) for 3,274 yards, 23 touchdowns and an 86.3 QB rating ... Also rushed 50 times for 232 yards (4.6 avg.) and one touchdown ... Served as a team captain ... His 7.58 yards per attempt was seventh in the NFL ... Completed 23-of-35 passes (65.7 pct.) for 372 yards, two touchdowns and a 108.3 QB rating in the season opener vs. Detroit (9/12) ... Went 21-of-29 (72.4 pct.) for 277 yards, three touchdowns and a 136.7 QB rating at Dallas (9/19) ... Went 14-of-21 (66.7 pct.) for 247 yards, four touchdowns and a 146.2 QB rating vs. Philadelphia (11/28) ... Completed 21-of-26 passes (80.8 pct.) for 234 yards, one touchdown and a 117.0 QB rating at Detroit (12/5) ... Went 14-of-24 (58.3 pct.) for 194 yards, three touchdowns and a 106.6 QB rating at Minnesota (12/20) ... Completed 13-of-25 passes (52.0 pct.) for 215 yards, three touchdowns and a 104.2 QB rating vs. N.Y. Jets (12/26) ... Also added a rushing touchdown ...

POSTSEASON: Started two games ... Completed 21-of-42 passes (50.0 pct.) for 354 yards, two touchdowns and an 84.8 QB rating ... Also rushed 10 times for 53 yards (5.3 avg.) and two touchdowns ... Led his team to an NFC Divisional round win vs. Seattle (1/16/11) ... Completed 15-of-28 passes (53.6 pct.) for 274 yards, two touchdowns and a 111.3 QB rating in the game ... Added eight carries for 43 yards (5.4 avg.) and two touchdowns ... Went 6-of-14 (42.9 pct.) for 80 yards in the NFC Championship vs. Green Bay (1/23/11) ... Added two carries for 10 yards (5.0 avg.) ...

HONORS: Earned NFC Offensive Player of the Week honors for his performance vs. Philadelphia (11/2) ... Completed 14-of-21 (66.7 pct.) passes for 247 yards, four touchdowns and a 146.2 QB rating.

2009 (Bears) – Started all 16 games ... Completed 336-of-555 passes (60.5 pct.) for 3,666 yards, 27 touchdowns and a 76.8 QB rating ... Also rushed 40 times for 173 yards (4.3 avg.) and one touchdown ... Served as a team captain ... Completed 27-of-38 passes (71.1 pct.) for 236 yards, two touchdowns and a 104.7 QB rating vs. Pittsburgh (9/20) ... Went 21-of-27 (77.8 pct.) for 247 yards, three touchdowns and a 126.4 QB rating at Seattle (9/27) ... Completed 18-of-28 passes (64.3 pct.) for 141 yards, two touchdowns and a 100.4 QB rating vs. Detroit (10/4) ... Added a rushing touchdown ... Went 20-of-35 (57.1 pct.) for 273 yards, four touchdowns and a 108.4 QB rating vs. Minnesota (12/28) ... Completed 22-of-36 passes (61.1 pct.) for 276 yards, four touchdowns and a 122.0 QB rating at Detroit (1/3/10) ...

HONORS: Earned NFC Offensive Player of the Week honors for his performance vs. Minnesota (12/28) ... Completed 20-of-35 (57.1 pct.) passes for 273 yards, four touchdowns and a 108.4 QB rating.

2008 (Broncos) – Started all 16 games ... Completed 384-of-616 passes (62.3 pct.) for 4,526 yards, 25 touchdowns and an 86.0 QB rating ... Also rushed 57 times for 200 yards (3.5 avg.) and two touchdowns ... Served as a team captain ... His 384 completions and 4,526 passing yards ranked No. 4 in team history ... His 4,526 passing yards led the AFC and were third in the NFL ... Completed

16-of-24 passes (66.7 pct.) for 300 yards, two touchdowns and a 137.5 QB rating at Oakland (9/8) ... Went 36-of-50 (72.0 pct.) for 350 yards, four touchdowns and a 109.6 QB rating (vs. San Diego (9/14) ... Completed 24-of-42 passes (57.1 pct.) for 447 yards, three touchdowns and a 107.9 QB rating at Cleveland (11/6) ... Went 19-of-27 (70.4 pct.) for 216 yards, one touchdown and a 106.4 QB rating at Atlanta (11/16) ... Completed 32-of-40 passes (80.0 pct.) for 286 yards, two touchdowns and a 102.7 QB rating vs. Kansas City (12/7) ... Went 25-of-45 (55.6 pct.) for 359 yards and rushed for two touchdowns vs. Buffalo (12/21) ...

PRO BOWL: Named to the AFC Pro Bowl roster ... Completed 7-of-15 passes (46.7 pct.) for 48 yards ...

HONORS: Earned AFC Offensive Player of the Month honors in September ... Completed 102-of-157 passes (65.0 pct.) for 1,275 yards, nine touchdowns and a 98.6 QB rating in the month ... Earned AFC Offensive Player of the Week honors at Cleveland (11/6) ... Went 24-of-42 (57.1 pct.) for 447 yards, three touchdowns and a 107.9 QB rating.

2007 (Broncos) – Started all 16 games ... Completed 297-of-467 passes (63.6 pct.) for 3,497 yards, 20 touchdowns and an 88.1 QB rating ... Also rushed 44 times for 205 yards (4.7 avg.) and one touchdown ... Completed 22-of-29 passes (75.9 pct.) for 248 yards, three touchdowns and a 106.7 QB rating vs. Pittsburgh (10/21) ... Went 16-of-21 (76.2 pct.) for 200 yards, two touchdowns and a 137.0 QB rating vs. Tennessee (11/19) ... Completed 20-of-27 passes (74.1 pct.) for 244 yards, four touchdowns and a 141.0 QB rating vs. Kansas City (12/9) ... Went 26-of-37 (70.3 pct.) for 246 yards, two touchdowns and a 106.4 QB rating vs. Minnesota (12/30).

2006 (Broncos) – Started five games ... Did not play 11 games ... Completed 81-of-137 passes (59.1 pct.) for 1,001 yards, nine touchdowns and an 88.5 QB rating ... Also rushed 12 times for 18 yards (1.5 avg.) ... Became the first rookie in NFL history and second player overall to throw multiple touchdown passes in each of his first four starts ... His 6.6 touchdown percentage was second-highest and his touchdown-to-interception ratio (1.8) was third-highest among NFL rookies since 1970 (at least 125 passing attempts) ... His 88.5 passer rating and 59.1 completion percentage were both team rookie records ... Made his NFL debut with a start vs. Seattle (12/3) ... Completed 10-of-21 passes (47.6 pct.) for 143 yards and two touchdowns ... Went 17-of-30 (56.7 pct.) for 188 yards, two touchdowns and a 97.6 QB rating at San Diego (12/10) ... Completed 21-of-31 passes (67.6 pct.) for 261 yards, two touchdowns and a 101.7 QB rating in his first NFL win at Arizona (12/17).

COLLEGE

Four-year starter (2002-05) at Vanderbilt ... Started all 45 games of his collegiate career ... Completed 710-of-1,242 passes (57.2 pct.) for 8,697 yards and 59 touchdowns ... Added 453 rushes for 1,256 yards (2.8 avg.) and 17 touchdowns ... Graduated as the school's all-time career leader in total offense (9,953 yards), touchdown passes (59), passing yards (8,697), completions (710), pass attempts (1,242) and combined touchdowns (76) ... Started all 11 games as a senior in 2005 ... Completed 273-of-462 passes (59.1 pct.) for 3,073 yards and 21 touchdowns ... Added 106 carries for 215 yards (2.0 avg.) and one touchdown ... Became the first Vanderbilt player to be named SEC Offensive Player of the Year since 1967 ... Finalist for the Johnny Unitas Golden Arm Award (top senior quarterback) ... Earned first-team All-SEC honors ... Served as a team captain ... Started all 11 games as a junior in 2004 ... Completed 147-of-241 passes (61.0 pct.) for 1,844 yards and 10 touchdowns ... Added 109 carries for 349 yards (3.2 avg.) and six

touchdowns ... His 61.0 completion percentage set a new school record ... His five interceptions were the fewest by a quarterback in school history (min. 200 attempts) ... Started all 12 games as a sophomore in 2013 ... Completed 187-of-327 passes (57.2 pct.) for 2,347 yards and 18 touchdowns ... Added 115 carries for 299 yards (2.6 avg.) and one touchdown ... Started all 11 games as a redshirt freshman in 2011 ... Completed 103-of-212 passes (48.6 pct.) for 1,433 yards and 10 touchdowns ... Added 123 carries for 393 yards (3.2 avg.) and nine touchdowns ... Earned third-team Freshman All-American honors ... Named first-team SEC All-Freshman ... Redshirted in 2001 ... Majored in human and organizational development.

PERSONAL

Attended Heritage Hills High School in Lincoln City, Indiana ... Completed 122-of-202 passes (60.4 pct.) for 2,252 yards and 31 touchdowns as a senior in 2000 ... Added 65 carries for 493 yards (7.6 avg.) and 11 touchdowns ... Also played safety and totaled 88 tackles and nine interceptions ... Earned first-team all-state honors ... Named Indiana Offensive Player of the Year ... Led his team to a 15-0 record and the first state championship in school history ... Served as a team captain ... Passed for more than 1,200 yards and 14 touchdowns as a junior in 1999 ... Also played basketball and baseball ... Earned all-state honors on the hardwood, averaging 20.0 points per game as a senior ... Earned honorable mention all-state honors as a shortstop, batting over .400 as a junior and senior ... Diagnosed with Type I diabetes in April 2008 ... He and his wife, Kristin, have three children, Camden, Jaxson and Saylor ... Born on April 29, 1983.

JAY CUTLER'S NFL REGULAR SEASON STATISTICS													
YEAR	TEAM	GP	GS	ATT	CMP	PCT	YDS	Y/A	TD	INT	LG	SK/YDS	RATE
2006	DENVER	5	5	137	81	59.1	1001	7.3	9	5	71t	13/85	88.5
2007	DENVER	16	16	467	297	63.6	3497	7.5	20	14	68t	27/153	88.1
2008	DENVER	16	16	616	384	62.3	4526	7.3	25	18	93t	11/69	86.0
2009	CHICAGO	16	16	555	336	60.5	3666	6.6	27	26	71	35/204	76.8
2010	CHICAGO	15	15	432	261	60.4	3274	7.6	23	16	89t	52/352	86.3
2011	CHICAGO	10	10	314	182	58.0	2319	7.4	13	7	56t	23/159	85.7
2012	CHICAGO	15	15	434	255	58.8	3033	7.0	19	14	60t	38/250	81.3
2013	CHICAGO	11	11	355	224	63.1	2621	7.4	19	12	67	19/132	89.2
2014	CHICAGO	15	15	561	370	66.0	3812	6.8	28	18	74	38/223	88.6
2015	CHICAGO	15	15	483	311	64.4	3659	7.6	21	11	87t	29/150	92.3
2016	CHICAGO	5	5	137	81	59.1	1059	7.7	4	5	54	17/104	78.1

2017	MIAMI	1	1	33	24	72.7	230	7.0	1	0	31	2/5	101.8
NFL TOTALS		140	140	4524	2806	62.0	32697	7.2	209	146	93t	304/1886	85.8

JAY CUTLER'S NFL PLAYOFF STATISTICS

YEAR	TEAM	GP	GS	ATT	CMP	PCT	YDS	Y/A	TD	INT	LG	SK/YDS	RATE
2010	CHICAGO	2	2	42	21	50.0	354	8.4	2	1	58t	5/28	84.8
NFL TOTALS		2	2	42	21	50.0	354	8.4	2	1	58t	5/28	84.8

2016 GAME-BY-GAME STATISTICS

DATE	OPPONENT	P/S	ATT	CMP	PCT	YDS	TD	INT	LG	SK/YDS
09/11	at Houston	1/1	29	16	55.2	216	1	1	54	5/31
09/19	PHILADELPHIA	1/1	17	12	70.6	157	0	1	49	3/15
10/31	MINNESOTA	1/1	31	20	64.5	252	1	0	34	1/7
11/13	at Tampa Bay	1/1	30	16	53.3	182	1	2	50t	4/21
11/20	at N.Y. Giants	1/1	30	17	56.7	252	1	1	35	4/30
TOTALS		5/5	137	81	59.1	1059	4	5	54	17/104

2015 GAME-BY-GAME STATISTICS

DATE	OPPONENT	P/S	ATT	CMP	PCT	YDS	TD	INT	LG	SK/YDS
09/13	GREEN BAY	1/1	36	18	50.0	225	1	1	50	2/12
09/20	ARIZONA	1/1	9	8	88.9	120	1	1	48t	0/0
10/04	OAKLAND	1/1	43	28	65.1	281	2	1	38	3/8
10/11	at Kansas City	1/1	45	26	57.8	252	2	0	33	2/11
10/18	at Detroit	1/1	41	26	63.4	353	1	1	46	1/0
11/01	MINNESOTA	1/1	33	22	66.7	211	1	0	28	1/3
11/09	at San Diego	1/1	40	27	67.5	345	2	1	47	1/8

11/15	at St. Louis	1/1	24	19	79.2	258	3	0	87t	2/14
11/22	DENVER	1/1	32	18	56.3	265	0	1	40	2/4
11/26	at Green Bay	1/1	31	19	61.3	200	1	0	22	1/11
12/06	SAN FRANCISCO	1/1	31	18	58.1	202	0	1	31	1/8
12/13	WASHINGTON	1/1	31	19	61.3	315	2	0	50	3/25
12/20	at Minnesota	1/1	37	26	70.3	231	2	1	20	5/32
12/27	at Tampa Bay	1/1	27	20	74.1	156	1	0	25	1/3
01/03	DETROIT	1/1	23	17	73.9	245	2	3	45	4/11
TOTALS		15/15	483	311	64.4	3659	21	11	87t	29/150

2014 GAME-BY-GAME STATISTICS

DATE	OPPONENT	P/S	ATT	CMP	PCT	YDS	TD	INT	LG	SK/YDS
09/07	BUFFALO	1/1	49	34	69.4	349	2	2	44	2/8
09/14	at San Francisco	1/1	34	23	67.6	176	4	0	29	1/6
09/22	at N.Y. Jets	1/1	38	23	60.5	225	2	0	42	4/28
09/28	GREEN BAY	1/1	34	22	64.7	256	2	2	27	1/4
10/05	at Carolina	1/1	36	28	77.8	289	2	2	56	4/27
10/12	at Atlanta	1/1	38	26	68.4	381	1	0	74	2/6
10/19	MIAMI	1/1	34	21	61.8	190	1	1	24	3/18
10/26	at New England	1/1	30	20	66.7	227	3	1	34	3/18
11/09	at Green Bay	1/1	37	22	59.5	272	1	2	45t	3/18
11/16	MINNESOTA	1/1	43	31	72.1	330	3	2	44t	0/0
11/23	TAMPA BAY	1/1	27	17	63.0	130	1	0	26	3/18
11/27	at Detroit	1/1	48	31	64.6	280	2	2	26	3/24

12/04	DALLAS	1/1	46	32	69.6	341	2	1	42	0/0
12/15	NEW ORLEANS	1/1	31	17	54.8	194	2	3	35	7/41
12/28	at Minnesota	1/1	36	23	63.9	172	0	0	22	2/7
TOTALS		15/15	561	370	66.0	3812	28	18	74	38/223

2013 GAME-BY-GAME STATISTICS

DATE	OPPONENT	P/S	ATT	CMP	PCT	YDS	TD	INT	LG	SK/YDS
09/08	CINCINNATI	1/1	33	21	63.6	242	2	1	38	0/0
09/15	MINNESOTA	1/1	38	27	71.1	292	3	2	34t	1/8
09/22	at Pittsburgh	1/1	30	20	66.7	159	1	0	41	2/8
09/29	at Detroit	1/1	47	27	57.4	317	2	3	44	3/31
10/06	NEW ORLEANS	1/1	33	24	72.7	358	2	0	58	3/18
10/10	N.Y. GIANTS	1/1	36	24	66.7	262	2	0	30	0/0
10/20	at Washington	1/1	8	3	37.5	28	0	1	13	1/6
11/10	DETROIT	1/1	40	21	52.5	250	1	1	44	1/9
12/15	at Cleveland	1/1	31	22	71.0	265	3	2	45t	2/4
12/22	at Philadelphia	1/1	35	20	57.1	222	1	1	30	5/46
12/29	GREEN BAY	1/1	24	15	62.5	226	2	1	67	1/2
TOTALS		11/11	355	224	63.1	2621	19	12	67	19/132

2012 GAME-BY-GAME STATISTICS

DATE	OPPONENT	P/S	ATT	CMP	PCT	YDS	TD	INT	LG	SK/YDS
09/09	INDIANAPOLIS	1/1	35	21	60.0	333	2	1	42t	2/19
09/13	at Green Bay	1/1	27	11	40.7	126	1	4	22	7/52
09/23	ST. LOUIS	1/1	31	17	54.8	183	0	1	34	2/12
10/01	at Dallas	1/1	24	18	75.0	275	2	0	34t	2/8

10/07	at Jacksonville	1/1	39	23	59.0	292	2	1	39	1/5
10/22	DETROIT	1/1	31	16	51.6	150	1	0	23	5/25
10/28	CAROLINA	1/1	28	19	67.9	186	1	1	24	6/55
11/04	at Tennessee	1/1	26	19	73.1	229	3	0	47	3/24
11/11	HOUSTON	1/1	14	7	50.0	40	0	2	14	0/0
11/25	MINNESOTA	1/1	31	23	74.2	188	1	1	20	1/5
12/02	SEATTLE	1/1	26	17	65.4	233	2	0	56	0/0
12/09	at Minnesota	1/1	44	22	50.0	260	1	2	39	2/4
12/16	GREEN BAY	1/1	21	12	57.1	135	1	1	18	4/28
12/23	at Arizona	1/1	26	12	46.2	146	1	0	35	1/1
12/30	at Detroit	1/1	31	18	58.1	257	1	0	60t	2/12
TOTALS		15/15	434	255	58.8	3033	19	14	42t	38/250

2011 GAME-BY-GAME STATISTICS

DATE	OPPONENT	P/S	ATT	CMP	PCT	YDS	TD	INT	LG	SK/YDS
09/11	ATLANTA	1/1	32	22	68.8	312	2	1	56t	5/23
09/18	at New Orleans	1/1	45	19	42.2	244	1	0	30	6/58
09/25	GREEN BAY	1/1	37	21	56.8	302	2	2	40	3/24
10/02	CAROLINA	1/1	17	9	52.9	102	0	1	22	1/9
10/10	at Detroit	1/1	38	28	73.7	249	1	0	28	3/12
10/16	MINNESOTA	1/1	31	21	67.7	267	2	0	48t	1/9
10/23	at Tampa Bay	1/1	32	17	53.1	226	1	2	36	2/8
11/07	at Philadelphia	1/1	32	18	56.3	208	2	0	28	0/0
11/13	DETROIT	1/1	19	9	47.4	123	0	0	30	2/16

11/20	SAN DIEGO	1/1	31	18	58.1	286	2	1	42	0/0
TOTALS		10/10	314	182	58.0	2319	13	7	56t	23/159

2010 GAME-BY-GAME STATISTICS

DATE	OPPONENT	P/S	ATT	CMP	PCT	YDS	TD	INT	LG	SK/YDS
09/12	DETROIT	1/1	35	23	65.7	372	2	1	89t	4/10
09/19	at Dallas	1/1	29	21	72.4	277	3	0	59	1/7
09/27	GREEN BAY	1/1	27	16	59.3	221	1	1	35	3/22
10/03	at N.Y. Giants	1/1	11	8	72.7	42	0	1	9	9/55
10/17	SEATTLE	1/1	39	17	43.6	290	0	0	67	6/44
10/24	WASHINGTON	1/1	40	26	65.0	281	1	4	48	4/25
11/07	at Buffalo	1/1	30	17	56.7	188	2	0	26	1/10
11/14	MINNESOTA	1/1	35	22	62.9	237	3	2	29	2/7
11/18	at Miami	1/1	25	16	64.0	156	0	1	16	3/23
11/28	PHILADELPHIA	1/1	21	14	66.7	247	4	0	39	4/29
12/05	at Detroit	1/1	26	21	80.8	234	1	0	33	4/37
12/12	NEW ENGLAND	1/1	26	12	46.2	152	0	2	33	2/14
12/20	at Minnesota	1/1	24	14	58.3	194	3	1	67t	1/5
12/26	N.Y. JETS	1/1	25	13	52.0	215	3	1	40t	2/13
01/02	at Green Bay	1/1	39	21	53.8	168	0	2	27	6/51
TOTALS		15/15	432	261	60.4	3274	23	16	89t	52/352

2009 GAME-BY-GAME STATISTICS

DATE	OPPONENT	P/S	ATT	CMP	PCT	YDS	TD	INT	LG	SK/YDS
09/13	at Green Bay	1/1	36	17	47.2	277	1	4	68	2/11
09/20	PITTSBURGH	1/1	38	27	71.1	236	2	0	29	2/5

09/27	at Seattle	1/1	27	21	77.8	247	3	1	36t	2/14
10/04	DETROIT	1/1	28	18	64.3	141	2	0	25	2/16
10/18	at Atlanta	1/1	43	27	62.8	300	2	2	41	2/10
10/25	at Cincinnati	1/1	37	26	70.3	251	1	3	26	1/10
11/01	CLEVELAND	1/1	30	17	56.7	225	0	1	33	4/26
11/08	ARIZONA	1/1	47	29	61.7	369	3	1	42	4/22
11/12	at San Francisco	1/1	52	29	55.8	307	0	5	37	0/0
11/22	PHILADELPHIA	1/1	43	24	55.8	171	1	1	23	1/13
11/29	at Minnesota	1/1	23	18	78.3	147	1	2	24t	4/21
12/06	ST. LOUIS	1/1	17	8	47.1	143	1	0	71	2/15
12/13	GREEN BAY	1/1	36	23	63.9	209	2	2	28	3/14
12/20	at Baltimore	1/1	27	10	37.0	94	0	3	30	2/4
12/28	MINNESOTA	1/1	35	20	57.1	273	4	1	39t	2/15
01/03	at Detroit	1/1	36	22	61.1	276	4	0	48	2/8
TOTALS		16/16	555	336	60.5	3666	27	26	71	35/204

2008 GAME-BY-GAME STATISTICS

DATE	OPPONENT	P/S	ATT	CMP	PCT	YDS	TD	INT	LG	SK/YDS
09/08	at Oakland	1/1	24	16	66.7	300	2	0	72	0/0
09/14	SAN DIEGO	1/1	50	36	72.0	350	4	1	34	1/9
09/21	NEW ORLEANS	1/1	34	21	61.8	264	2	1	35t	0/0
09/28	at Kansas City	1/1	49	29	59.2	361	1	2	40	1/9
10/05	TAMPA BAY	1/1	34	23	67.6	227	1	0	33	0/0
10/12	JACKSONVILLE	1/1	37	21	56.8	192	2	1	21	0/0

10/20	at New England	1/1	26	17	65.4	168	1	2	20	2/13
11/02	MIAMI	1/1	46	24	52.2	307	2	3	47	1/2
11/06	at Cleveland	1/1	42	24	57.1	447	3	1	93t	1/6
11/16	at Atlanta	1/1	27	19	70.4	216	1	0	47	1/8
11/23	OAKLAND	1/1	37	16	43.2	204	0	1	32	0/0
11/30	at N.Y. Jets	1/1	43	27	62.8	357	2	1	59t	0/0
12/07	KANSAS CITY	1/1	40	32	80.0	286	2	1	25	0/0
12/14	at Carolina	1/1	33	21	63.6	172	1	1	19	3/14
12/21	BUFFALO	1/1	45	25	55.6	359	0	1	36	1/8
12/28	at San Diego	1/1	49	33	67.3	316	1	2	25t	0/0
TOTALS		16/16	616	384	62.3	4526	25	18	93t	11/69

2007 GAME-BY-GAME STATISTICS

DATE	OPPONENT	P/S	ATT	CMP	PCT	YDS	TD	INT	LG	SK/YDS
09/09	at Buffalo	1/1	39	23	59.0	304	1	1	34	1/5
09/16	OAKLAND	1/1	33	23	69.7	269	1	2	24	2/9
09/23	JACKSONVILLE	1/1	23	16	69.6	222	1	1	49	1/4
09/30	at Indianapolis	1/1	21	13	61.9	131	1	1	24	1/0
10/07	SAN DIEGO	1/1	36	23	63.9	232	0	1	26	1/8
10/21	PITTSBURGH	1/1	29	22	75.9	248	3	2	26	2/14
10/29	GREEN BAY	1/1	34	21	61.8	264	1	0	35	2/17
11/04	at Detroit	1/1	4	3	75.0	20	0	0	9	2/13
11/11	at Kansas City	1/1	29	17	58.6	192	1	1	38	1/6
11/19	TENNESSEE	1/1	21	16	76.2	200	2	0	48t	1/7
11/25	at Chicago	1/1	31	17	54.8	302	2	1	68t	2/10

12/02	at Oakland	1/1	32	16	50.0	214	0	2	58	1/8
12/09	KANSAS CITY	1/1	27	20	74.1	244	4	0	28	0/0
12/13	at Houston	1/1	39	27	69.2	254	1	0	30	5/18
12/24	at San Diego	1/1	32	14	43.8	155	0	2	27	4/22
12/30	MINNESOTA	1/1	37	26	70.3	246	2	0	27	1/12
TOTALS		16/16	467	297	63.6	3497	20	14	9	27/153

2006 GAME-BY-GAME STATISTICS

DATE	OPPONENT	P/S	ATT	CMP	PCT	YDS	TD	INT	LG	SK/YDS
12/03	SEATTLE	1/1	21	10	47.6	143	2	2	71t	3/22
12/10	at San Diego	1/1	30	17	56.7	188	2	0	28t	4/22
12/17	at Arizona	1/1	31	21	67.7	261	2	1	54t	1/5
12/24	CINCINNATI	1/1	23	12	52.2	179	2	1	39t	3/19
12/31	SAN FRANCISCO	1/1	32	21	65.6	230	1	1	29	2/17
TOTALS		5/5	137	81	59.1	1001	9	5	71t	13/85



#77 / G/T

Jesse Davis

HT: 6-6 / WT: 321

Born: September 15, 1991 / College: Idaho '16

Acquired: FA, '17 / NFL Yr: 1st / Dolphins Yr: 1st

PRO CAREER

CAREER TRANSACTIONS: Signed by the Dolphins on Jan. 10, 2017 ... Signed to the Dolphins practice squad on Nov. 22, 2016 ... Released from N.Y. Jets practice squad on Nov. 15, 2016 ... Signed to N.Y. Jets practice squad on Nov. 1, 2016 ... Waived by N.Y. Jets on Aug. 28, 2016 ... Signed by N.Y. Jets on Jan. 11, 2016 ... Waived by Seattle on Aug. 31, 2015 ... Originally signed by Seattle as an undrafted college free agent on May 2, 2015.

2017 (Dolphins) – Played 22 snaps at left guard at L.A. Chargers (9/17) in Dolphins debut.

2016 (Jets/Dolphins) – Spent the season on the N.Y. Jets and Dolphins practice squads ... Went through the offseason program and training camp with the N.Y. Jets.

2015 (Seahawks) – Spent the offseason program and training camp with Seattle before he was waived on Aug. 31.


COLLEGE

Four-year letterman (2011-14) and three-year starter at Idaho ... Played in 39 career games with 27 starts ... Recorded career totals of 22 tackles (10 solo), two passes defensed and one fumble recovery on defense ... Played in all 11 games with nine starts as a senior in 2014 ... Made all nine of his starts at tackle ... Started five games at tackle as a junior in 2013 ... Moved from defensive tackle to offensive tackle during the spring season in 2013 ... Started all 12 games at defensive tackle as a sophomore in 2012 ... Recorded 13 tackles (seven solo), one pass defensed and one fumble recovery ... His five quarterback hurries led the team ... Played in 11 games with one start as a redshirt freshman in 2011 ... Recorded nine tackles (three solo) and one pass defensed ... Redshirted in 2010 ... Majored in general studies.

PERSONAL

Attended Asotin (Idaho) High School ... Recorded 10 receptions for 169 yards (16.9 avg.) and four touchdowns as a senior in 2009 ... Also had 35 tackles (14 solo), two sacks, one pass defensed, one fumble recovery and one blocked punt ... Earned first-team all-state and all-district honors at tight end ... Also earned first-team all-district honors as a junior in 2008 ... Participated in basketball and baseball ... Born on Sept. 15, 1991.

JESSE DAVIS' NFL REGULAR SEASON STATISTICS		
GAMES/STARTS	2017: 1/0	NFL TOTALS: 1/0

#92 / LS
John Denney
 HT: 6-5 / WT: 242
 Born: December 13, 1978 / College: Brigham Young '05
 Acquired: FA, '05 / NFL Yr: 13th / Dolphins Yr: 13th

PRO CAREER

CAREER PRO BOWL SELECTIONS: 2 (2010, 2012).

CAREER TRANSACTIONS: Originally signed by the Dolphins as an undrafted college free agent on April 29, 2005.

2017 (Dolphins) – Played in his 193rd consecutive game at L.A. Chargers (9/17), extending his team-best streak, which is fifth among all active NFL players ... Snapped for K Cody Parkey, who made 4-of-4 FGs (100.0 pct.) and 1-of-1 PATs (100.0 pct.) ... Helped Parkey connect on a 54-yard game-winning field goal with 1:05 remaining in the fourth quarter.

2016 (Dolphins) – Played in all 16 games as the long snapper ... Recorded one special teams tackle ... Extended his consecutive games played streak to 192, the longest in franchise history ... Began serving as a season-long captain vs. Buffalo (10/23) ... Appeared in his 184th career game at San Diego (11/13), moving past former Dolphins WR Nat Moore into sole possession of fourth place on the team’s all-time games played list ...

POSTSEASON: Played in the AFC Wild Card game at Pittsburgh (1/7/17) ... Snapped for K Andrew Franks on 2-of-2 FGs and 1-of-1 PATs ... Also helped P Matt Darr punt twice for 102 yards (51.0 avg.) and a 36.5 net avg. ... Played in his 194th consecutive game (including playoffs), a franchise record ...

MOST CONSECUTIVE GAMES PLAYED: Denney has not missed a game in his 12 NFL seasons ... He ranks No. 1 in Dolphins history with 192 consecutive regular season games played ... He moved ahead of DE/LB Jason Taylor into first place when he played his 131st consecutive game vs. Atlanta on Sept. 22, 2013:

MOST CONSECUTIVE GAMES PLAYED IN DOLPHINS HISTORY

RNK	PLAYER	CONS. GP	STREAK
1.	JOHN DENNEY	193*	1ST (2005)-1ST (2017)
2.	Jason Taylor	130	15th (1999)-16th (2007)
3.	Jim Langer	128	10th (1970)-9th (1979)

4.	Garo Yepremian	127	2nd (1970)-16th (1978)
5.	Bob Baumhower	125	1st (1977)-14th (1984)
	* active streak		

In addition, his 192 consecutive games played is tied for the fourth-longest active streak in the NFL:

MOST CONSECUTIVE GAMES PLAYED, ACTIVE NFL PLAYERS				
RNK	PLAYER	TEAM	POSITION	CONS. GP
1.	Shane Lechler	Oakland/Houston	Punter	238
2.	Jason Witten	Dallas	Tight End	219
3.	Eli Manning	N.Y. Giants	Quarterback	199
4.	JOHN DENNEY	MIAMI	LONG SNAPPER	193
	Donnie Jones	Mia./STL/Hou./Phi.	Punter	192

2015 (Dolphins) – Served as the long snapper all 16 games ... Recorded four special teams tackles (three solo). 2015 (Dolphins) – Served as the long snapper all 16 games ... Recorded four special teams tackles (three solo).

2014 (Dolphins) – Served as the long snapper all 16 games ... Recorded two tackles and a fumble recovery on special teams ... Recovered a fumble on a third quarter punt at Denver (11/23).

2013 (Dolphins) – Served as the long snapper all 16 games ... Named co-winner (with punter Brandon Fields) of the team’s 2013 Nat Moore Community Service Award ... Recorded three special teams tackles and a fumble recovery ... Recovered a fumbled punt by Atlanta’s Harry Douglas on the Falcons 19-yard line with 1:58 left in the third quarter vs. Atlanta (9/22) ... The turnover resulted in a Dolphins touchdown to tie the game at 20-20 in a contest the Dolphins went on to win 27-23.

2012 (Dolphins) – Played in all 16 games as the long snapper ... Recorded two special teams tackles and a forced fumble ...

PRO BOWL: Named to second career Pro Bowl following the season as the squad’s 43rd player (coach’s selection) ... Had previously been selected to the 2010 Pro Bowl ... Became the first Dolphins player to twice be selected to a Pro Bowl as a “need” player and also the first non-punting or kicking Dolphins special teams player to be twice named to an AFC Pro Bowl squad in team history.

2011 (Dolphins) – Played in all 16 games as the long snapper ... Recorded four special teams tackles ... Posted a season-high two special teams solo tackles vs. New England (9/12) ... Had one special teams tackle at Denver (10/23) and at N.Y. Giants (10/30).

2010 (Dolphins) – Played in all 16 games as the long snapper ... Recorded four special teams tackles ...

PRO BOWL: Added to the AFC Pro Bowl team as the squad’s 43rd player (coach’s selection) ... Became the second Dolphins “need” player selected to a Pro Bowl team in franchise history, along with linebacker Zach Thomas in 2000 ... In addition, he also became only the second non-punting or kicking Dolphins special teams player named to an AFC Pro Bowl squad in Dolphins history, joining special teamer Larry Izzo, a 2000 selection.

2009 (Dolphins) – Played in all 16 games as the long snapper ... Recorded seven special teams tackles ... Had three special teams tackles at Atlanta (9/13).

2008 (Dolphins) – Played in all 16 games as the long snapper ... Recorded four special teams tackles during regular season action ...

POSTSEASON: Registered one special teams tackle during the AFC Wild Card playoff game against the Ravens (1/4/09).

2007 (Dolphins) – Played in all 16 games as the long snapper ... Contributed three tackles on the punt coverage unit.

2006 (Dolphins) – Played in all 16 games as the long snapper ... Registered five tackles on the punt coverage unit over the course of the season, in addition to a fumble recovery ... Notched two tackles and a fumble recovery in a Monday night game vs. N.Y. Jets (12/25) ... Pounced on a Brad Kassell fumbled punt at the Jets' 42 in the fourth quarter, leading to an Olindo Mare field goal eight plays later, tying the game at 10-10.

2005 (Dolphins) – Played in all 16 games as the long snapper ... Beat out incumbent Ed Perry for the long-snapping duties following the preseason ... Was the only undrafted rookie to spend all 16 games on the team's 53-man roster ... Registered five tackles on the punt coverage unit over the course of the season, including two at San Diego (12/11) ... Part of a unit that yielded just 4.9 yards per punt return, the second-best figure in the AFC and third in the NFL.

COLLEGE

Three-year letterman (2002-04) at Brigham Young ... As a defensive end, appeared in a total of 32 games, including 29 starts ... Also handled the long-snapping duties for the Cougars ... Recorded 94 tackles in his career ... As a senior, posted 27 tackles, 8.5 stops for loss, 4.5 sacks and a forced fumble as he was chosen to play in the Hula Bowl ... Amassed 42 tackles, six stops for loss and 4.5 sacks as a junior when he received Academic All-Mountain West Conference honors ... Redshirted in 2001 after transferring from Ricks Junior College in Rexburg, Idaho, where he played in 2000 ... Majored in business management.

PERSONAL

Attended Horizon High School in Thornton, Colo., where he graduated with National Student-Athlete Honors ... Spent two years serving on a Spanish-speaking church mission in Morristown, N.J. after graduating from high school in 1997 ... Has played the violin since age five and still plays it on occasion ... Enjoys playing golf in his spare time ... Has made hospital visits and participated in Hurricane Wilma relief efforts and taken part in the Miami Dolphins Foundation Golf and Fishing Tournaments ... Also has been part of "Rebuilding Together" ... Read to kids at Lee County, Fla. library ... Donated money to help purchase toys and meals for families during the holidays ... Worked with local schools in team bowling, Dave & Buster's, mini-golf and go-karting events ... Helped with the inaugural Dolphins Cancer Challenge (DCC) in 2010 ... Handed out backpacks to South Florida youth as part of the Kids and Fins Back to School Kickoff event ... Served lunch on Valentine's Day in 2011 to the homeless ... Lists "Seinfeld" as his favorite television show, "Lone Survivor" as his favorite book and Jake Shimabukuro as his favorite recording artist ... Growing up, his favorite sports team was the Denver Broncos ... Graduated with his MBA from the University of Miami in 2016 ... Brother, Ryan, was a defensive end with Houston (2010) and Buffalo (2002-09), after the Bills made him a second-round draft choice in 2002 ... Cheered on participants at the seventh annual DCC in February 2017 ... Participated in the 2017 Miami Dolphins Business Combine... Married to wife, Christy, with three sons, Austin, Brock and Wes, and two daughters, Gracie and Bailey ... Born Dec. 13, 1978 in Denver, Colo.

JOHN DENNEY'S NFL REGULAR SEASON STATS

GAMES/STARTS: 2005: 16/0, 2006: 16/0, 2007: 16/0, 2008: 16/0, 2009: 16/0, 2010: 16/0, 2011: 16/0, 2012: 16/0, 2013: 16/0, 2014: 16/0, 2015: 16/0, 2016: 16/0, 2017: 1/0 **NFL TOTALS: 193/0**

JOHN DENNEY'S NFL PLAYOFF STATISTICS

GAMES/STARTS: 2008: 1/0, 2016: 1/0 **NFL TOTALS: 2/0**

ADDITIONAL STATS

Special Teams Tackles: 4 in 2005, 5 in 2006, 3 in 2007, 4 in 2008, 7 in 2009, 4 in 2010, 4 in 2011, 2 in 2012, 3 in 2013, 2 in 2014, 4 in 2015, 1 in 2016 for total of 43 (P-1).

Special Teams Forced Fumbles: 1 in 2012.

Special Teams Fumble Recoveries: 1 in 2006, 1 in 2013, 1 in 2014 for total of 3.



#32 / RB

Kenyan Drake

HT: 6-1 / WT: 211

Born: January 26, 1994 / College: Alabama '16

Acquired: D3a, '16 / NFL Yr: 2nd / Dolphins Yr: 2nd

PRO CAREER

CAREER TRANSACTIONS: Originally a third-round selection (73rd overall) of the Dolphins in the 2016 NFL draft.

2017 (Dolphins) – Rushed once for -3 yards (-3.0 avg.) at L.A. Chargers (9/17) ... Also returned three kickoffs for 71 yards (23.7 avg.) ... Longest KOR was for 34 yards.

2016 (Dolphins) – Played in 16 games with one start ... Rushed 33 times for 179 yards (5.4 avg.) and two touchdowns ... Recorded nine receptions for 46 yards (5.1 avg.) ... Also returned 13 kickoffs for 397 yards (30.5 avg.) and one touchdown ... Made NFL and Dolphins debut at Seattle (9/11) ... Rushed twice for 12 yards (6.0 avg.) and his first career touchdown at New England (9/18) ... Made first career start vs. Cleveland (9/25) and led the team with nine rushes for 37 yards (4.1 avg.) ... Returned two kickoffs for 123 yards (61.5 avg.) and one touchdown vs. N.Y. Jets (11/6) ... Returned a kickoff 96 yards for a touchdown with 5:15 remaining in the fourth quarter, sealing Miami's 27-23 victory ... His 96-yard kickoff return for a touchdown was tied for the sixth-longest return in franchise history and was the second-longest kickoff return by a rookie in team history ... It was Miami's first kickoff return for a touchdown since Nov. 15, 2012 (Marcus Thigpen) ... The score was the latest game-winning kickoff return for a touchdown in the NFL since 2003 (Kansas City's Dante Hall) ... Returned three kickoffs for 99 yards (33.0 avg.) vs. San Francisco (11/27) ... Longest kickoff return was for 78 yards ... Rushed four times for a season-high 56 yards and one touchdown in the 34-31 overtime victory at Buffalo (12/24) ... Rushed for a 45-yard touchdown in the second quarter to give Miami a 14-0 lead.

POSTSEASON: Returned three kickoffs for 101 yards (33.7 avg.) in the AFC Wild Card game at Pittsburgh (1/8/17) ... Returned a kickoff 58 yards in the third quarter ... Became the third Dolphins player to total three kickoff returns of at least 50 yards (regular season and postseason combined) in the same season ...

50-PLUS YARD KICKOFF RETURNS: Drake tied the team record with three kickoff returns of at least 50 yards in a single season ... He posted kickoff returns of 96, 78 and 58 yards ... Joined S Brock Marion (1999) and RB Marcus Thigpen (2012) as the only Dolphins to ever accomplish that feat ...

ROOKIE RETURNERS: Drake's 96-yard kickoff return for a touchdown vs. N.Y. Jets (11/6) was the second touchdown return of the season for Miami after WR Jakeem Grant returned a punt 74 yards for a touchdown vs. Tennessee (10/9) ... It marked just the second time in Dolphins history and fourth time in NFL history that a team had a kickoff and punt returned for a touchdown in the same season by two different rookies ... The Dolphins also did this in 1981 when Tommy Vigorito (punt) and Fulton Walker (kickoff) had return touchdowns ... It marked just the fifth time in Dolphins history that the team returned a kickoff and punt for a touchdown in the same season (2012, 1989, 1981 and 1970).

COLLEGE

Four-year letterman (2012-15) at Alabama ... Played in 42 career games with six starts ... Recorded career totals of 233 carries for 1,495 yards (6.4 avg.) and 18 touchdowns ... Added 46 receptions for 570 yards (12.4 avg.) and four touchdowns ... Also returned 19 kickoffs for 505 yards (26.6 avg.) and one touchdown ... Played in 13 games with four starts as a senior in 2015 ... Recorded 77 carries for 408 yards (5.3 avg.) and one touchdown ... Added 29 receptions for 276 yards (9.5 avg.) and one touchdown ... Also returned 19 kickoffs for 505 yards (26.6 avg.) and one touchdown ... Totaled 19 first downs rushing and nine first downs receiving ... Returned a kickoff 95 yards for a touchdown with less than eight minutes remaining in Alabama's 45-40 College Football Playoff National Championship victory over Clemson (1/11/16) ... Played five games with one start as a junior in 2014 ... Recorded 22 carries for 112 yards (5.1 avg.) and four touchdowns ... Added five receptions for 159 yards (31.8 avg.) and two touchdowns ... Converted 11 first downs (six rushing, five receiving) ... Played in 12 games with one start as a sophomore in 2013 ... Recorded 92 carries for 694 yards (7.5 avg.) and eight touchdowns ... Added 12 receptions for 135 yards (11.3 avg.) and one touchdown ... Also blocked a punt and made four tackles on kickoff coverage ... Totaled 37 first downs on the ground and seven through the air ... Averaged 71.8 rushing yards per game in conference play ... Played in 12 games as a true freshman in 2012 ... Recorded 42 carries for 281 yards (6.7 avg.) and five touchdowns ... Helped Alabama win the 2013 BCS National Championship following the 2012 season.

PERSONAL

Attended Hillgrove High School in Powder Springs, Ga. ... Recorded 175 carries for 1,610 yards (9.2 avg.) with 18 touchdowns as a senior ... Added 315 receiving yards and five receiving touchdowns ... Also returned two kickoffs for touchdowns ... Named Georgia's Gatorade High School Player of the Year ... Earned All-American and all-state honors ... Also ran track and won the Georgia AAAAA championship in the 100-meter dash ... Cheered on participants at the seventh annual Dolphins Cancer Challenge in February 2017 ... Born Jan. 26, 1994.

KENYAN DRAKE'S NFL REGULAR SEASON STATISTICS

		RUSHING							RECEIVING				
YEAR	TEAM	GP	GS	ATT	YDS	AVG	LG	TD	REC	YDS	AVG	LG	TD
2016	MIAMI	16	1	33	179	5.4	45t	2	9	46	5.1	9	0
2017	MIAMI	1	0	1	-3	-3.0	-3	0	0	0	0.0	0	0
NFL TOTALS		17	1	34	176	5.2	45t	2	9	46	5.1	9	0

KENYAN DRAKE'S NFL REGULAR SEASON RETURNING STATISTICS

		KICKOFF RETURN						PUNT RETURN					
YEAR	TEAM	KR	YDS	AVG	LG	TD	PR	FC	YDS	AVG	LG	TD	
2016	MIAMI	13	397	30.5	96t	1	0	0	0	0.0	-	0	
2017	MIAMI	3	71	23.7	34	0	0	0	0	0.0	-	0	
NFL TOTALS		16	468	29.3	96t	1	0	0	0	0.0	-	0	

KENYAN DRAKE'S NFL PLAYOFF STATISTICS

		RUSHING							RECEIVING				
YEAR	TEAM	GP	GS	ATT	YDS	AVG	LG	TD	REC	YDS	AVG	LG	TD
2016	MIAMI	1	0	0	0	0.0	0	0	0	0	0.0	0	0
NFL TOTALS		1	0	0	0	0.0	0	0	0	0	0.0	0	0

KENYAN DRAKE'S NFL RETURNING STATISTICS

		KICKOFF RETURN						PUNT RETURN					
YEAR	TEAM	KR	YDS	AVG	LG	TD	PR	FC	YDS	AVG	LG	TD	
2016	MIAMI	3	101	33.7	58	0	0	0	0	0.0	-	0	
NFL TOTALS		3	101	33.7	58	0	0	0	0	0.0	-	0	

ADDITIONAL STATS

Special Teams Tackles: 4 in 2016.

Miscellaneous Tackles: 1 in 2016.

2017 GAME-BY-GAME STATISTICS

DATE	OPPONENT	P/S	ATT	YDS	AVG	LG	TD
09/17	at L.A. Chargers	1/0	1	-3	-3.0	-3	0
TOTALS		1/0	1	-3	-3.0	-3	0

2016 GAME-BY-GAME STATISTICS

DATE	OPPONENT	P/S	ATT	YDS	AVG	LG	TD
09/11	at Seattle	1/0	0	0	0.0	-	0
09/18	at New England	1/0	2	12	6.0	7t	1
09/25	CLEVELAND	1/1	9	37	4.1	11	0
09/29	at Cincinnati	1/0	2	15	7.5	12	0
10/09	TENNESSEE	1/0	2	4	2.0	6	0
10/16	PITTSBURGH	1/0	0	0	0.0	-	0
10/23	BUFFALO	1/0	0	0	0.0	-	0
11/06	N.Y. JETS	1/0	0	0	0.0	-	0
11/13	at San Diego	1/0	1	9	9.0	9	0
11/20	at L.A. Rams	1/0	1	2	2.0	2	0
11/27	SAN FRANCISCO	1/0	1	9	9.0	9	0
12/04	at Baltimore	1/0	1	1	1.0	1	0
12/11	ARIZONA	1/0	1	8	8.0	8	0
12/17	at N.Y. Jets	1/0	5	16	3.2	16	0
12/24	at Buffalo	1/0	4	56	14.0	45t	1
01/01	NEW ENGLAND	1/0	4	10	2.5	4	0

TOTALS

16/1

33

179

5.4

7t

2

© 2017 Miami Dolphins



#80 / TE

Anthony Fasano

HT: 6-4 / WT: 258

Born: April 20, 1984 / College: Notre Dame '06

Acquired: UFA, '17 (Ten.) / NFL Yr: 12th / Dolphins Yr: 6th

PRO CAREER

CAREER TRANSACTIONS: Signed by the Dolphins as an unrestricted free agent from Tennessee on March 9, 2017 ... Signed by Tennessee on March 13, 2015 ... Released by Kansas City on Feb. 26, 2015 ... Signed by Kansas City as an unrestricted free agent from the Dolphins on March 13, 2013 ... Acquired by the Dolphins in a trade from Dallas on April 26, 2008 ... Originally a second-round selection (53rd overall) by Dallas in the 2006 NFL draft.

2017 (Dolphins) – Played, but did not record any statistics at L.A. Chargers (9/17).

2016 (Titans) – Played in all 16 games with 10 starts ... Recorded eight receptions for 83 yards (10.4 avg.) and two touchdowns ... Added one miscellaneous fumble recovery ... Led the team in receptions and receiving yards once ... Totaled one reception for a 15-yard touchdown vs. Cleveland (10/16) ... The reception from QB Marcus Mariota gave Tennessee a two-score lead in the fourth quarter ... Caught a 10-yard pass for a first down vs. Indianapolis (10/23) ... It was the third straight game he caught a pass for a first down ... Recorded one reception for a 9-yard touchdown vs. Green Bay (11/13) ... The score came near the end of the first quarter and extended Tennessee's lead to 21-0 ...

ALL-TIME DOLPHINS TIGHT END LEADERS: In his five seasons with the Dolphins (2008-12), Fasano has totaled 177

receptions for 2,104 yards (11.9 avg.) and 23 touchdowns ... His totals rank among the all-time Dolphins tight end leaders as his 177 receptions and 2,104 yards are third and his 23 touchdowns are tied for second:

ALL-TIME DOLPHINS TIGHT END LEADERS								
RECEPTIONS			RECEIVING YARDS			RECEIVING TDS		
PLAYER	YRS	NO	PLAYER	YRS	YDS	PLAYER	YRS	TDs
R. McMichael	2002-06	283	R. McMichael	2002-06	3,096	B. Hardy	1978-89	25
B. Hardy	1978-89	256	B. Hardy	1978-89	2,455	A. FASANO	2008-12	23
A. FASANO	2008-12	177	A. FASANO	2008-12	2,104	J. Mandich	1970-77	23
C. Clay	2011-14	161	K. Jackson	1992-94	1,880	K. Jackson	1992-94	18
K. Jackson	1992-94	146	C. Clay	2011-14	1,809	R. McMichael	2002-06	18

2015 (Titans) – Played in all 16 games with 11 starts ... Recorded 26 receptions for 289 yards (11.1 avg.) and two touchdowns ... Added one miscellaneous tackle ... Made his Titans debut with one reception for 18 yards in the season-opening win at Tampa Bay (9/13) ... Totaled a season-high five receptions for 84 yards (16.8 avg.) and one touchdown at Cleveland (9/20) ... All five receptions converted first downs, including a season-long 33-yard catch ... Caught three passes for 33 yards (11.0 avg.) and one touchdown at New Orleans (11/8) ... His 5-yard touchdown reception from QB Marcus Mariota in overtime won the game ... Posted three receptions for 21 yards (7.0 avg.) at New England (12/20).

2015 (Titans) – Played in all 16 games with 11 starts ... Recorded 26 receptions for 289 yards (11.1 avg.) and two touchdowns ... Added one miscellaneous tackle ... Made his Titans debut with one reception for 18 yards in the season-opening win at Tampa Bay (9/13) ... Totaled a season-high five receptions for 84 yards (16.8 avg.) and one touchdown at Cleveland (9/20) ... All five receptions converted first downs, including a season-long 33-yard catch ... Caught three passes for 33 yards (11.0 avg.) and one touchdown at New Orleans (11/8) ... His 5-yard touchdown reception from QB Marcus Mariota in overtime won the game ... Posted three receptions for 21 yards (7.0 avg.) at New England (12/20).

2014 (Chiefs) – Played in 15 games with 13 starts ... Inactive for one game ... Recorded 25 receptions for 226 yards (9.0 avg.) and four touchdowns ... Added one miscellaneous tackle ... Totaled three receptions for 29 yards (9.7 avg.) and one touchdown in the season opener vs. Tennessee (9/7) ... All three receptions were for first downs ... Caught three passes for a season-high 39 yards (13.0 avg.) at Denver (9/14) ... Recorded four receptions for 32 yards (8.0 avg.) at San Francisco (10/5) ... Made three catches for 24 yards (8.0 avg.) and one touchdown vs. N.Y. Jets (11/2) ... Totaled two receptions for 30 yards (15.0) and one touchdown at Oakland (11/20) ... Caught one pass for a 20-yard touchdown vs. Denver (11/30).

2013 (Chiefs) – Started nine games ... Inactive for six games ... Did not play one game ... Recorded 23 receptions for 200 yards (8.7 avg.) and three touchdowns ... Made his Chiefs debut with two receptions for 8 yards (4.0 avg.) at Jacksonville (9/8) ... Recorded four receptions for 27 yards (6.8 avg.) vs. Houston (10/20) ... Totaled four receptions for 37 yards (9.3 avg.) and one

touchdown at Denver (11/17) ... Posted four receptions for 21 yards (5.3 avg.) and one touchdown vs. San Diego (11/24) ... Recorded three receptions for 28 yards (9.3 avg.) and one touchdown vs. Denver (12/1) ...

POSTSEASON: Started the AFC Wild Card game at Indianapolis (1/4/14) ... Recorded two receptions for 6 yards (3.0 avg.), including one first down.

2012 (Dolphins) – Started all 16 games ... Recorded 41 receptions for 332 yards (8.1 avg.) and five touchdowns ... Added three miscellaneous tackles ... Caught two passes for 19 yards (9.5 avg.) vs. Oakland (9/16) ... His 14-yard touchdown reception in the fourth quarter was the first touchdown pass of QB Ryan Tannehill's career ... Totaled five receptions for 47 yards (9.4 avg.) vs. N.Y. Jets (9/23) ... Posted four catches for 33 yards (8.3 avg.) and a touchdown vs. St. Louis (10/14) ... Caught a 1-yard touchdown from QB Ryan Tannehill to extend Miami's lead to two scores in the third quarter ... Recorded a season-high six receptions for 56 yards (9.3 avg.) and a touchdown vs. Jacksonville (12/16).

2011 (Dolphins) – Started 15 games ... Inactive for one game ... Recorded 32 receptions for 451 yards (14.1 avg.) and five touchdowns ... Added three miscellaneous tackles ... Led the Dolphins in receptions once and in reception yardage twice in 2011 ... Had five catches for 82 yards (16.4 avg.) vs. New England (9/12), with three 20-plus yard receptions (25, 22, and 21 yards) ... Had two catches for 22 yards (11.0 avg.) and one touchdown, coming on a 16-yard pass from QB Matt Moore vs. Denver (10/23) ... Had two catches for 38 yards (11/6) and two touchdowns at Kansas City (11/6) ... His TD receptions came on scoring passes of 3 yards and 35 yards from QB Matt Moore ... It was the second time in his career he caught two touchdown passes in a game, along with his two TD catches on Dec. 21, 2008 at Kansas City ... Posted three catches for 60 yards (20.0 avg.) vs. Washington (11/13), including a 28-yard reception ... Had two catches for 8 yards (4.0 avg.) and one touchdown vs. Buffalo (11/20), coming on a one-yard reception from QB Matt Moore ... Tied for the team lead with four receptions and led the Dolphins with 66 receiving yards (16.5 avg.) vs. Oakland (12/4) ... Led the team with three catches for 56 yards (18.7 avg.) vs. Philadelphia (12/11) ... Had two catches for 28 yards (14.0 avg.) and one touchdown at Buffalo (12/18), coming on a 22-yard pass from QB Matt Moore.

2010 (Dolphins) – Started 15 games ... Inactive for one game ... Recorded 39 receptions for 528 yards (13.5 avg.) and four touchdowns ... Added two miscellaneous tackles ... His four touchdown receptions were fourth on the team ... Led the Dolphins in receptions and receiving yards twice during the season ... Caught two passes for 14 yards (7.0 avg.) and a touchdown, coming on a 3-yard pass from QB Chad Henne, vs. N.Y. Jets (9/26) ... Grabbed five catches for 67 yards (10/4) vs. New England (10/4) ... Had one catch, a 22-yard touchdown grab from QB Chad Henne, at Green Bay (10/17) ... The catch came with 5:20 left in regulation to give the Dolphins a 20-13 lead in a game they would go on to win 23-20 in overtime ... Recorded three catches for 49 yards (16.3 avg.) vs. Pittsburgh (10/24) ... Tied for the team lead with five catches and led the team with 107 receiving yards (21.4 avg.) and a touchdown vs. Tennessee (11/14) ... The touchdown came on a 9-yard pass from QB Tyler Thigpen ... His 107 receiving yards was his first career 100-yard receiving game ... Had four catches for 41 yards (10.3 avg.) and a touchdown, coming on an 11-yard pass from QB Chad Henne, vs. Cleveland (12/5) ...

AMONG DOLPHINS TIGHT ENDS ALL-TIME SINGLE-GAME RECEIVING LEADERS: When Fasano posted 107 receiving yards vs. Tennessee (11/14) it was the first time a Dolphins tight end had 100-plus receiving yards in a game since Oct. 19,

2003, when Randy McMichael had 102 yards on eight catches (12.8 avg.) vs. New England ... It marked the ninth time in team history that a Dolphins tight end had 100-or-more receiving yards in a game (TE Charles Clay did it twice since then) ... Overall, Fasano's 107 yards against the Titans is the fifth-highest regular season single-game yardage total and the sixth-highest overall (including playoffs) by a Dolphins tight end in team history:

MOST SINGLE-GAME RECEIVING YARDS BY A DOLPHINS TIGHT END

RNK	PLAYER	DATE	OPPONENT	REC.	YARDS	LG	TD
1.	Ferrell Edmunds	11/27/88	at N.Y. Jets	2	117	80t	1
2.	Charles Clay	12/21/14	Minnesota	6	114	41	0
3.	Jim Jensen	11/6/88	at New England	12	110	17	0
4.	Charles Clay	9/15/13	at Indianapolis	5	109	67	0
	Keith Jackson	1/8/95*	at San Diego	8	109	31	2
6.	ANTHONY FASANO	11/14/10	TENNESSEE	5	107	31	1
7.	Larry Seiple	11/16/69	at Buffalo	8	106	25	0
* Playoff game							

2009 (Dolphins) – Started 14 games ... Inactive for two games ... Recorded 31 receptions for 339 yards (10.9 avg.) and two touchdowns ... Added three miscellaneous tackles ... Led the team in receptions twice and in reception yardage once during season ... Had a team-high four catches for 38 yards (9.5 avg.) and one touchdown vs. N.Y. Jets (10/12) ... His long catch in the contest, a 21-yard reception, came on a RB Ronnie Brown pass from the Wildcat formation ... Led the Dolphins in receptions and reception yardage with five catches for 74 yards (14.8 avg.) at Buffalo (11/29) ... Had five catches for 67 yards (13.4 avg.) vs. New England (12/6) ... Totaled four catches for 36 yards (9.0 avg.) and a touchdown, coming on a 2-yard reception from QB Chad Henne, at Tennessee (12/20) ... The score came on a fourth-and-1 on the Tennessee 2-yard line with 1:34 left in the 4th quarter to tie the contest after the Dolphins had faced a 24-9 deficit earlier in the quarter ... Had two catches for 41 yards (20.5 avg.), including a 27-yard reception, vs. Pittsburgh (1/3/10).

2009 (Dolphins) – Started 14 games ... Inactive for two games ... Recorded 31 receptions for 339 yards (10.9 avg.) and two touchdowns ... Added three miscellaneous tackles ... Led the team in receptions twice and in reception yardage once during season ... Had a team-high four catches for 38 yards (9.5 avg.) and one touchdown vs. N.Y. Jets (10/12) ... His long catch in the contest, a 21-yard reception, came on a RB Ronnie Brown pass from the Wildcat formation ... Led the Dolphins in receptions and reception yardage with five catches for 74 yards (14.8 avg.) at Buffalo (11/29) ... Had five catches for 67 yards (13.4 avg.) vs. New England (12/6) ... Totaled four catches for 36 yards (9.0 avg.) and a touchdown, coming on a 2-yard reception from QB Chad Henne, at Tennessee (12/20) ... The score came on a fourth-and-1 on the Tennessee 2-yard line with 1:34 left in the 4th quarter to tie the contest after the Dolphins had faced a 24-9 deficit earlier in the quarter ... Had two catches for 41 yards (20.5 avg.), including a 27-yard reception, vs. Pittsburgh (1/3/10).

2008 (Dolphins) – Started all 16 games ... Recorded 34 catches for 454 yards (13.4 avg.) and a team-high seven touchdown receptions ... Added one kickoff return for 0 yards ... Led the team in receptions once and in receiving yardage twice ... Made his Dolphins debut in a starting role and led the team in both receptions and receiving yardage with eight catches for 84 yards (10.5 avg.) and a touchdown vs. N.Y. Jets (9/7) ... His first Dolphins touchdown came on a 5-yard pass from QB Chad Pennington ... Fasano's eight receptions tied for the third-highest single-game figure by a Dolphins tight end, behind only Jim Jensen's 12 catches at New England on Nov. 6, 1988 and Randy McMichael's nine catches vs. Cleveland on Dec. 26, 2004 ... In that contest against the Jets, Fasano combined with fellow tight end David Martin, who recorded four catches for 53 yards (13.3 avg.) and one touchdown, for a total of 12 catches for 137 yards (11.4 avg.) and two touchdowns ... The 12 receptions were the second-most ever by a Dolphins tight end tandem, behind only the 14 combined of Jensen (12) and Ferrell Edmunds (2) at New England on Nov. 6, 1988 ... With Fasano and Martin each catching a touchdown pass, it was the first time two Dolphins tight ends caught at least one touchdown pass each in the same game since Oct. 29, 2005 at Buffalo, when McMichael and Will Heller each had a score ... Recorded three catches for a team-high 66 yards (22.0 avg.) and one touchdown at New England (9/21), with the touchdown coming on a 19-yard option pass from RB Ronnie Brown ... His touchdown catch from Brown was the first completion by a non-quarterback for the Dolphins since WR Marty Booker tossed a 48-yard completion to WR Chris Chambers vs. St. Louis on Oct. 24, 2004 ... It was the first touchdown pass by a non-quarterback for the Dolphins since RB Terry Kirby tossed a 31-yard TD pass to WR Irving Fryar at New England on Sept. 19, 1995 ... Hauled in two catches for 17 yards (8.5 avg.) and one touchdown vs. Buffalo (10/26) ... His touchdown came on a 2-yard grab from QB Chad Pennington ... Continued to be a reliable receiver as he had three catches for 36 yards (12.0 avg.), including a 20-yard touchdown pass, at Buffalo in Toronto (12/7) ... Recorded three catches for 47 yards (15.7 avg.) and two touchdown receptions, coming on two 14-yard passes from QB Chad Pennington, at Kansas City (12/21) ... It was the first time a Dolphins tight end had two touchdown catches in the same game since Oct. 14, 2007 when David Martin had scores of 14 and 4 yards ... Overall, Fasano became the eighth Dolphins tight end to have two touchdown catches in a game, a feat which, at the time, had happened 12 times in the regular season and 16 times overall, including playoffs ... With TE David Martin also catching a touchdown pass in the Chiefs game, it was the third time two Dolphins tight ends caught at least one touchdown pass each in the same game in 2008 ... Had three catches for 39 yards (13.0 avg.) and one touchdown at N.Y. Jets (12/28), as the Dolphins captured the AFC East Division title ... His touchdown reception, coming on a 20-yard pass from QB Chad Pennington, was Fasano's seventh of the year, tying Keith Jackson (1994) for the team record for most touchdown catches by a Dolphins tight end in a season ...

POSTSEASON: Started but did not record a reception vs. Baltimore (1/4/09) in the AFC Wild Card game ...

AMONG DOLPHINS TIGHT ENDS: Fasano caught eight passes for 84 yards (10.5 avg.) and a touchdown in his Dolphins debut vs. N.Y. Jets (9/7) ... His eight receptions tied for the third-highest single-game figure by a Dolphins tight end, behind only Jim Jensen's 12 catches at New England on Nov. 6, 1988 and Randy McMichael's nine catches vs. Cleveland on Dec. 26, 2004:

MOST RECEPTIONS BY A DOLPHIN TIGHT END IN A GAME

RNK	PLAYER	OPPONENT	DATE	RECEPTIONS
1.	Jim Jensen	at New England	11/6/88	12

2.	Randy McMichael	Cleveland	12/26/04	9
3.	ANTHONY FASANO	N.Y. JETS	9/7/08	8
	Randy McMichael	at N.Y. Jets	10/15/06	8
	Randy McMichael	at N.Y. Jets	9/18/05	8
	Randy McMichael	Tennessee	9/11/04	8
	Randy McMichael	New England	10/19/03	8
	Keith Jackson	at San Diego	1/8/95*	8
	Andre Tillman	at New England	10/22/78	8
	Larry Seiple	at Buffalo	12/16/69	8
	* Playoff game			

With seven touchdown receptions in 2008, Fasano is tied for the highest single-season total of touchdown catches by a tight end in Dolphins history, along with Keith Jackson, who had seven touchdown catches in 1994:

MOST SINGLE-SEASON TD RECEPTIONS BY A DOLPHINS TIGHT END

RNK	PLAYER	YEAR	TD RECEPTIONS
1.	ANTHONY FASANO	2008	7
	Keith Jackson	1994	7
3.	Charles Clay	2013	6
	Keith Jackson	1993	6
	Jim Mandich	1974	6

In addition, with Fasano's seven scoring catches, along with three by David Martin and one by Joey Haynos, the 11 total touchdown receptions the trio accounted for is tied for the highest total of touchdown receptions by Dolphins tight ends in a single season:

MOST SINGLE-SEASON TD RECEPTIONS BY DOLPHINS TIGHT ENDS

RNK	YEAR	PLAYERS	TD RECEPTIONS
-----	------	---------	---------------

1.	2008	ANTHONY FASANO (7), DAVID MARTIN (3), JOEY HAYNOS (1)	11
	1985	Bruce Hardy (4), Joe Rose (4), Don Johnson (3)	11
3.	1984	Bruce Hardy (5), Don Johnson (3), Joe Rose (2)	10

Fasano (454 yards), Martin (450) and Joey Haynos (22) combined for 926 total receiving yards on the year, accounting for the highest total of receiving yards by Dolphins tight ends in a single season:

MOST SINGLE-SEASON RECEIVING YARDS BY DOLPHIN TIGHT ENDS

RNK	YEAR	PLAYERS	YARDS
1.	2008	ANTHONY FASANO (454), DAVID MARTIN (450), JOEY HAYNOS (22)	926
2.	2014	Charles Clay (605), Dion Sims (284), Gator Hoskins (21)	910
3.	2004	Randy McMichael (791), Donald Lee (110)	901
4.	1984	Don Johnson (426), Bruce Hardy (257), Joe Rose (195)	878

2007 (Cowboys) – Played in all 16 games with six starts ... Recorded 14 receptions for 143 yards (10.2 avg.) and a touchdown ... Added one special teams tackle and one miscellaneous stop ... Of his 14 catches on the year, six were good for a first down ... Accounted for a season-long 26-yard reception vs. New England (10/14) ... Tied that season long vs. Green Bay (11/29), as his 26-yard reception was good for his first career touchdown as the Cowboys went on to a 37-27 victory over the Packers ... Had a season-high three receptions for 15 yards (5.0 avg.) in the season finale at Washington (12/30) ...

2007 (Cowboys) – Played in all 16 games with six starts ... Recorded 14 receptions for 143 yards (10.2 avg.) and a touchdown ... Added one special teams tackle and one miscellaneous stop ... Of his 14 catches on the year, six were good for a first down ... Accounted for a season-long 26-yard reception vs. New England (10/14) ... Tied that season long vs. Green Bay (11/29), as his 26-yard reception was good for his first career touchdown as the Cowboys went on to a 37-27 victory over the Packers ... Had a season-high three receptions for 15 yards (5.0 avg.) in the season finale at Washington (12/30) ...

POSTSEASON: Started the NFC Divisional game vs. N.Y. Giants (1/13/08) ... Caught one pass for 5 yards.

2006 (Cowboys) – Played in all 16 games with five starts ... Recorded 14 receptions for 126 yards (9.0 avg.) ... Blocking proved key as RB Julius Jones rushed for 1,084 yards ... Started opener at Jacksonville (9/10), becoming just the third rookie tight end in Cowboys history to start in the opener ... In second career outing, vs. Washington (9/17), tallied his first NFL receptions with three catches for 39 yards (13.0 avg.) ... Also had three catches for 11 yards (3.7 avg.) at Carolina (10/29) ... Had a season-long 22-yard reception vs. Indianapolis (11/19) ...

POSTSEASON: Played but did not record any stats in the NFC Wild Card game at Seattle (1/6/07).

COLLEGE

Four-year letterman at Notre Dame (2003-05) ... Played in 34 career games with 24 starts ... Recorded career totals of 92 receptions for 1,112 yards (12.1 avg.) and eight touchdowns ... His 92 receptions and 1,112 receiving yards both ranked No. 2 in school history among tight ends when he finished his collegiate career ... Had a reception in each of his final 20 collegiate appearances ... Started all 12 games as a senior in 2005 ... Recorded 47 receptions for 576 yards (12.3 avg.) and two touchdowns ... His 47 receptions were a career high ... Was a finalist for the John Mackey Award given annually to the nation's top tight end ... Played in 11 games with nine starts as a junior in 2004 ... Recorded 27 receptions for 367 yards (13.6 avg.) and four touchdowns ... Played in 11 games with three starts as a sophomore in 2003 ... Recorded 18 receptions for 169 yards (9.4 avg.) and two touchdowns ... Did not play as a freshman in 2002 ... Majored in marketing.

PERSONAL

Attended Verona (N.J.) High School ... Was a four-year letterman in football as a tight end and linebacker ... Served as team captain his final two years ... As a senior, caught 78 passes for 1,460 yards (18.7 avg.) and a county-record 23 touchdowns as he helped the school to the state title among Group I schools ... Finished his career with a county-record 42 touchdown receptions ... Also lettered in basketball and was team captain his final two years ... Was a two-time all-state selection in track and won the New Jersey Group I state championship in the javelin in his first year competing in the event ... Played on the school's baseball team and in his first outing as a freshman pitcher, tossed a one-hitter ... Started the Anthony Fasano Foundation in 2007, which helps military families and less fortunate in his children in his home state of New Jersey ... Also founded Next Chapter Addiction Treatment facility in 2015 to help others fight addiction ... Has participated in the Miami Dolphins Foundation Kids Fishing Clinic and Fishing Tournament ... Shopped with a family in need selected by the Cooperative Feeding Program and shopped with children in need from local schools as part of the Kids and Fins Publix Shopping Spree ... Took part in the Miami Dolphins Touchdown For Life Blood Drive ... Participated in the Dolphins Foundation Rebuilding Together program to help refurbish a home of a military veteran ... Participated in the 2017 Fins Weekend Fishing Tournament ... Married to wife, Cary ... The couple has a daughter, Florence ... Born on April 20, 1984.

ANTHONY FASANO'S NFL REGULAR SEASON STATISTICS

YEAR	TEAM	RECEIVING								RUSHING			
		GP	GS	REC	YDS	AVG	LG	TD	ATT	YDS	AVG	LG	TD
2006	DALLAS	16	5	14	126	9.0	22	0	0	0	0.0	0	0
2007	DALLAS	16	6	14	143	10.2	26t	1	0	0	0.0	0	0
2008	MIAMI	16	16	34	454	13.4	24	7	0	0	0.0	0	0
2009	MIAMI	14	14	31	339	10.9	27	2	0	0	0.0	0	0

2010	MIAMI	15	15	39	528	13.5	31	4	0	0	0.0	0	0
2011	MIAMI	15	15	32	451	14.1	35t	5	0	0	0.0	0	0
2012	MIAMI	16	16	41	332	8.1	22	5	0	0	0.0	0	0
2013	KANSAS CITY	9	9	23	200	8.7	20	3	0	0	0.0	0	0
2014	KANSAS CITY	15	13	25	226	9.0	22	4	0	0	0.0	0	0
2015	TENNESSEE	16	11	26	289	11.1	33	2	0	0	0.0	0	0
2016	TENNESSEE	16	10	8	83	10.4	17	2	0	0	0.0	0	0
2017	MIAMI	1	0	0	0	0.0	0	0	0	0	0.0	0	0
NFL TOTALS		165	130	287	3171	11.0	35t	35	0	0	0.0	0	0

ANTHONY FASANO'S NFL PLAYOFF STATISTICS

YEAR	TEAM	RECEIVING							RUSHING				
		GP	GS	REC	YDS	AVG	LG	TD	ATT	YDS	AVG	LG	TD
2006	DALLAS	1	0	0	0	0.0	0	0	0	0	0.0	0	0
2007	DALLAS	1	1	1	5	5.0	5	0	0	0	0.0	0	0
2008	MIAMI	1	1	0	0	0.0	0	0	0	0	0.0	0	0
2013	KANSAS CITY	1	1	2	6	3.0	5	0	0	0	0.0	0	0
NFL TOTALS		4	3	3	11	3.7	5	0	0	0	0.0	0	0

ADDITIONAL STATS

Special Teams Tackles: (Dallas) 1 in 2007.

Miscellaneous Tackles: (Dallas) 1 in 2007, (Miami) 3 in 2009, 2 in 2010, 3 in 2011, 3 in 2012, (Kansas City) 1 in 2014, (Tennessee) 1 in 2015 for total of 14.

Miscellaneous Fumble Recoveries: (Miami) 1 in 2011, (Kansas City) 1 in 2013, (Tennessee) 1 in 2016 for total of 3.

Kickoff Returns: (Miami) 1 for 0 yards in 2008.

100-YARD RECEIVING GAMES (1)

DATE	OPPONENT	REC	YDS	AVG	LG	TD
------	----------	-----	-----	-----	----	----

11/14/10	Tennessee	5	107	21.4	31	1
----------	-----------	---	-----	------	----	---

SINGLE-GAME HIGHS

Receptions:	8	vs. N.Y. Jets, 9/7/08
	6	vs. Jacksonville, 12/16/12
	5	8 times (last: at Cleveland, 9/20/15)
Receiving Yards:	104	vs. Tennessee, 11/14/10
	84	vs. N.Y. Jets, 9/7/08
	84	at Cleveland, 9/20/15
	82	vs. New England, 9/12/11
	74	at Buffalo, 11/29/09
Longest Receptions:	35t	at Kansas City, 11/6/11
	33	at Cleveland, 9/20/15
	31	vs. Tennessee, 11/14/10
	28	at N.Y. Jets, 12/12/10
	28	vs. Washington, 11/13/11
TD Receptions:	2	at Kansas City, 12/21/08
	2	at Kansas City, 11/6/11
	1	31 times (last: vs. Green Bay, 11/13/16)

2017 GAME-BY-GAME STATISTICS

DATE	OPPONENT	P/S	REC	YDS	AVG	LG	TD
09/17	at L.A. Chargers	1/0	0	0	0.0	-	0
TOTALS		1/0	0	0	0.0	-	0

2016 GAME-BY-GAME STATISTICS

10/11	BUFFALO	1/0	0	0	0.0	-	0
10/18	MIAMI	1/1	2	1	0.5	10	0
10/25	ATLANTA	1/0	3	21	7.0	8	0
11/01	at Houston	1/1	1	9	9.0	9	0
11/08	at New Orleans	1/1	3	33	11.0	23	1
11/15	CAROLINA	1/1	1	19	19.0	19	0
11/19	at Jacksonville	1/1	2	14	7.0	8	0
11/29	OAKLAND	1/1	2	22	11.0	17	0
12/06	JACKSONVILLE	1/1	0	0	0.0	-	0
12/13	at N.Y. Jets	1/0	0	0	0.0	-	0
12/20	at New England	1/1	3	21	7.0	8	0
12/27	HOUSTON	1/1	2	21	10.5	12	0
01/03	at Indianapolis	1/1	0	0	0.0	-	0
TOTALS		16/11	26	289	11.1	33	2

2014 GAME-BY-GAME STATISTICS

DATE	OPPONENT	P/S	REC	YDS	AVG	LG	TD
09/07	TENNESSEE	1/1	3	29	9.7	18	1
09/14	at Denver	1/1	3	39	13.0	22	0
09/21	at Miami	1/1	2	23	11.5	13	0
09/29	NEW ENGLAND	1/1	0	0	0.0	-	0
10/05	at San Francisco	1/1	4	32	8.0	13	0
10/19	at San Diego	1/1	0	0	0.0	-	0
10/26	ST. LOUIS	1/1	4	19	4.8	7	0
11/02	N.Y. JETS	1/1	3	24	8.0	12	1

11/09	at Buffalo	1/1	1	7	7.0	7	0
11/20	at Oakland	1/0	2	30	15.0	19t	1
11/30	DENVER	1/1	1	20	20.0	20t	1
12/07	at Arizona	1/1	0	0	0.0	-	0
12/14	OAKLAND	1/1	1	2	2.0	2	0
12/21	at Pittsburgh	1/0	1	1	1.0	1	0
12/28	SAN DIEGO	1/1	0	0	0.0	-	0
TOTALS		15/13	25	226	9.0	22	4

2013 GAME-BY-GAME STATISTICS

DATE	OPPONENT	P/S	REC	YDS	AVG	LG	TD
09/08	at Jacksonville	1/1	2	8	4.0	4	0
09/15	DALLAS	1/1	2	26	13.0	14	0
10/20	HOUSTON	1/1	4	27	6.8	11	0
10/27	CLEVELAND	1/1	2	14	7.0	8	0
11/03	at Buffalo	1/1	1	20	20.0	20	0
11/17	at Denver	1/1	4	37	9.3	12	1
11/24	SAN DIEGO	1/1	4	21	5.3	16	1
12/01	DENVER	1/1	3	28	9.3	12t	1
12/22	INDIANAPOLIS	1/1	1	19	19.0	19	0
TOTALS		9/9	23	200	8.7	20	3

2012 GAME-BY-GAME STATISTICS

DATE	OPPONENT	P/S	REC	YDS	AVG	LG	TD
09/09	at Houston	1/1	3	19	6.3	12	0

09/16	OAKLAND	1/1	2	19	9.5	14t	1
09/23	N.Y. JETS	1/1	5	47	9.4	17	0
09/30	at Arizona	1/1	5	30	6.0	8	0
10/07	at Cincinnati	1/1	3	28	9.3	13	0
10/14	ST. LOUIS	1/1	4	33	8.3	13	1
10/28	at N.Y. Jets	1/1	1	4	4.0	4t	1
11/04	at Indianapolis	1/1	1	8	8.0	8	0
11/11	TENNESSEE	1/1	1	4	4.0	4	0
11/15	at Buffalo	1/1	1	8	8.0	8	0
11/25	SEATTLE	1/1	1	10	10.0	10	0
12/02	NEW ENGLAND	1/1	1	14	14.0	14	0
12/09	at San Francisco	1/1	2	9	4.5	6	1
12/16	JACKSONVILLE	1/1	6	56	9.3	22	1
12/23	BUFFALO	1/1	2	12	6.0	7	0
12/30	at New England	1/1	3	31	10.3	13	0
TOTALS		16/16	41	332	8.1	4t	5

2011 GAME-BY-GAME STATISTICS

DATE	OPPONENT	P/S	REC	YDS	AVG	LG	TD
09/12	NEW ENGLAND	1/1	5	82	16.4	25	0
09/18	HOUSTON	1/1	0	0	0.0	-	0
09/25	at Cleveland	1/1	1	26	26.0	26	0
10/02	at San Diego	1/1	1	9	9.0	9	0
10/17	at N.Y. Jets	1/1	1	13	13.0	13	0
10/23	DENVER	1/1	2	22	11.0	16t	1

10/30	at N.Y. Giants	1/1	0	0	0.0	-	0
11/06	at Kansas City	1/1	2	38	19.0	35t	2
11/13	WASHINGTON	1/1	3	60	20.0	28	0
11/20	BUFFALO	1/1	2	8	4.0	7	1
11/24	at Dallas	1/1	2	32	16.0	19	0
12/04	OAKLAND	1/1	4	66	16.5	26	0
12/11	PHILADELPHIA	1/1	3	56	18.7	25	0
12/18	at Buffalo	1/1	2	28	14.0	22t	1
01/01	N.Y. JETS	1/1	4	11	2.8	4	0
TOTALS		15/15	32	451	14.1	35t	5

2010 GAME-BY-GAME STATISTICS

DATE	OPPONENT	P/S	REC	YDS	AVG	LG	TD
09/12	at Buffalo	1/1	3	46	15.3	21	0
09/19	at Minnesota	1/1	0	0	0.0	-	0
09/26	N.Y. JETS	1/1	2	14	7.0	11	1
10/04	NEW ENGLAND	1/1	5	67	13.4	21	0
10/17	at Green Bay	1/1	1	22	22.0	22t	1
10/24	PITTSBURGH	1/1	3	49	16.3	22	0
10/31	at Cincinnati	1/1	3	36	12.0	15	0
11/07	at Baltimore	1/1	3	26	8.7	11	0
11/14	TENNESSEE	1/1	5	107	21.4	31	1
11/18	CHICAGO	1/1	1	16	16.0	16	0
11/28	at Oakland	1/1	2	10	5.0	6	0

12/05	CLEVELAND	1/1	4	41	10.3	14	1
12/12	at N.Y. Jets	1/1	2	33	16.5	28	0
12/19	BUFFALO	1/1	3	30	10.0	16	0
12/26	DETROIT	1/1	2	31	15.5	20	0
TOTALS		15/15	39	528	13.5	31	4

2009 GAME-BY-GAME STATISTICS

DATE	OPPONENT	P/S	REC	YDS	AVG	LG	TD
09/13	at Atlanta	1/1	2	10	5.0	10	0
09/21	INDIANAPOLIS	1/1	1	1	1.0	1	0
09/27	at San Diego	1/1	0	0	0.0	-	0
10/04	BUFFALO	1/1	1	7	7.0	7	0
10/12	N.Y. JETS	1/1	4	38	9.5	21	1
10/25	NEW ORLEANS	1/1	3	21	7.0	14	0
11/01	at N.Y. Jets	1/1	2	16	8.0	10	0
11/08	at New England	1/1	1	20	20.0	20	0
11/29	at Buffalo	1/1	5	74	14.8	18	0
12/06	NEW ENGLAND	1/1	5	67	13.4	19	0
12/13	at Jacksonville	1/1	0	0	0.0	-	0
12/20	at Tennessee	1/1	4	36	9.0	18	1
12/27	HOUSTON	1/1	1	8	8.0	8	0
01/03	PITTSBURGH	1/1	2	41	20.5	27	0
TOTALS		14/14	31	339	10.9	27	2

2008 GAME-BY-GAME STATISTICS

DATE	OPPONENT	P/S	REC	YDS	AVG	LG	TD
------	----------	-----	-----	-----	-----	----	----

09/07	N.Y. JETS	1/1	8	84	10.5	17	1
09/14	at Arizona	1/1	0	0	0.0	-	0
09/21	at New England	1/1	3	66	22.0	24	1
10/05	SAN DIEGO	1/1	3	47	15.7	20	0
10/12	at Houston	1/1	1	12	12.0	12	0
10/19	BALTIMORE	1/1	2	25	12.5	16	0
10/26	BUFFALO	1/1	2	17	8.5	15	1
11/02	at Denver	1/1	2	37	18.5	24	0
11/09	SEATTLE	1/1	1	17	17.0	17	0
11/16	OAKLAND	1/1	0	0	0.0	-	0
11/23	NEW ENGLAND	1/1	0	0	0.0	-	0
11/30	at St. Louis	1/1	1	7	7.0	7	0
12/07	at Buffalo	1/1	3	36	12.0	20t	1
12/14	SAN FRANCISCO	1/1	2	20	10.0	12	0
12/21	at Kansas City	1/1	3	47	15.7	19	2
12/28	at N.Y. Jets	1/1	3	39	13.0	20t	1
	TOTALS	16/16	34	454	13.4	24	7

2007 GAME-BY-GAME STATISTICS

DATE	OPPONENT	P/S	REC	YDS	AVG	LG	TD
09/09	N.Y. GIANTS	1/0	0	0	0.0	-	0
09/16	at Miami	1/0	1	12	12.0	12	0
09/23	at Chicago	1/0	1	3	3.0	3	0
09/30	ST. LOUIS	1/1	1	14	14.0	14	0

10/08	at Buffalo	1/0	1	2	2.0	2	0
10/14	NEW ENGLAND	1/1	1	26	26.0	26	0
10/21	MINNESOTA	1/0	2	14	7.0	10	0
11/04	at Philadelphia	1/1	0	0	0.0	-	0
11/11	at N.Y. Giants	1/1	1	9	9.0	9	0
11/18	WASHINGTON	1/0	0	0	0.0	-	0
11/22	N.Y. JETS	1/0	0	0	0.0	-	0
11/29	GREEN BAY	1/0	1	26	26.0	26t	1
12/09	at Detroit	1/0	0	0	0.0	-	0
12/16	PHILADELPHIA	1/0	1	10	10.0	10	0
12/22	at Carolina	1/1	1	12	12.0	12	0
12/30	at Washington	1/1	3	15	5.0	9	0
TOTALS		16/6	14	143	10.2	26	1

2006 GAME-BY-GAME STATISTICS

DATE	OPPONENT	P/S	REC	YDS	AVG	LG	TD
09/10	at Jacksonville	1/1	0	0	0.0	-	0
09/17	WASHINGTON	1/1	3	39	13.0	14	0
10/01	at Tennessee	1/1	0	0	0.0	-	0
10/08	at Philadelphia	1/0	0	0	0.0	-	0
10/15	HOUSTON	1/0	0	0	0.0	-	0
10/23	N.Y. GIANTS	1/0	2	16	8.0	9	0
10/29	at Carolina	1/0	3	11	3.7	5	0
11/05	at Washington	1/1	2	16	8.0	11	0

11/12	at Arizona	1/0	0	0	0.0	-	0
11/19	INDIANAPOLIS	1/0	1	22	22.0	22	0
11/23	TAMPA BAY	1/0	1	9	9.0	9	0
12/03	at N.Y. Giants	1/1	0	0	0.0	-	0
12/10	NEW ORLEANS	1/0	0	0	0.0	-	0
12/16	at Atlanta	1/0	0	0	0.0	-	0
12/25	PHILADELPHIA	1/0	2	13	6.5	7	0
12/31	DETROIT	1/0	0	0	0.0	-	0
TOTALS		16/5	14	126	9.0	22	0



#78 / DE

Terrence Fede

HT: 6-4 / WT: 267

Born: November 19, 1991 / College: Marist '14

Acquired: D7, '14 / NFL Yr: 4th / Dolphins Yr: 4th

PRO CAREER

CAREER TRANSACTIONS: Originally a seventh-round selection (234th overall) of the Dolphins in the 2014 NFL draft.

2017 (Dolphins) – Appeared on special teams at L.A. Chargers (9/17).

2016 (Dolphins) – Played in nine games ... Inactive for seven games ... Recorded 14 tackles (six solo) and one fumble recovery ... Registered a season-high four tackles (two solo) and one fumble recovery in the 26-23 win vs. Arizona (12/11) ... Recovered a QB Carson Palmer fumble at the Arizona 39-yard line ... It was Fede's first career fumble recovery ...

POSTSEASON: Recorded two tackles (one solo) in the AFC Wild Card game at Pittsburgh (1/8/17).

2015 (Dolphins) – Played in 15 games ... Inactive vs. N.Y. Giants (12/14) ... Registered 16 tackles (nine solo) ... Recorded a season-high six tackles (four solo) in the season-opening victory at Washington (9/13) ... Played 15 defensive snaps and seven special teams snaps, adding two tackles (one solo) in the 38-10 victory at Tennessee (10/18) ... Totaled two tackles (one solo) in 44-26 victory vs. Houston (10/25) ... Registered one solo tackle in the 20-19 win at Philadelphia (11/15) ... Helped hold Philadelphia, who entered the game with the 10th ranked rushing attack in the NFL, to 83 yards on 35 carries (2.4 avg.).

2014 (Dolphins) – Played in 11 games as a rookie ... Inactive for five games ... Recorded 10 tackles (eight solo) and one sack on defense ... Added a blocked punt and a kickoff return for 13 yards on special teams ... Made NFL debut at Oakland in London (9/28) and recorded one tackle ... Registered two solo tackles vs. Green Bay (10/12) ... Registered the first sack of his career, bringing down fellow rookie QB Blake Bortles for a loss of 4 yards at Jacksonville (10/26) ... Posted two tackles vs. San Diego (11/2) ... Blocked a punt in the end zone which resulted in a safety with 41 seconds remaining in regulation vs. Minnesota (12/21), giving Miami a two-point lead that would hold until the end of the game ... The Dolphins became the first team in NFL history to produce a go-ahead safety in the final minute of a fourth quarter ... Registered a kickoff return for 13 yards in the season finale vs. N.Y. Jets (12/28).

COLLEGE

Four-year letterman (2009, 2011-13) and three-year starter at Marist ... Became the first player from his school to be selected in the NFL draft ... Played in 41 career games with 34 starts ... Recorded career totals of 215 tackles (91 solo), 47 tackles for loss, 12 passes defensed, three fumble recoveries and two forced fumbles ... Left with school's career sack record (30.5) ... Also blocked three field goals ... Started all 11 games as a senior in 2013 ... Named to the Walter Camp FCS All-America Team as well as first-team All-America selection by The Sports Network ... Finished sixth nationally in the voting for the Buck Buchanan Award, which is presented to the best defensive player in the FCS ... Named Pioneer Football League Defensive Player of the Year ... Recorded 59 tackles (30 solo), 18 tackles for loss and a forced fumble ... Set school's single-season record with 13 sacks ... Started all 11 games as a junior in 2012 ... Named first-team All-PFL ... Recorded 63 tackles (28 solo), one fumble recovery and a blocked field goal ... Led team with nine sacks and 12.5 tackles for loss ... Named PFL Defensive Player of the Week after recording three sacks and a blocked field goal at Campbell ... Started all 11 games as a sophomore in 2011 ... Named second-team All-PFL ... Recorded 72 tackles (27 solo), a forced fumble, a fumble recovery, a blocked kick and two pass break-ups ... Led team with 8.5 sacks and 16 tackles for loss ... Did not play in 2010 ... Played in eight games with one start as a freshman in 2009 ... Recorded 21 tackles (six solo) and three passes defensed ... Majored in business and marketing.

PERSONAL

Attended Nyack (N.Y.) High School ... Earned four letters in both football and basketball ... Named first-team all-state in football in addition to earning all-section, all-county and all-league honors ... Completed an NFL externship in the athletic department at the University of Maryland in 2016 ... In 2016, he participated in the Dolphins' Hurricane Matthew relief efforts by flying to Haiti to distribute food, water and hygienic kits to those affected by the storm ... Is of Haitian descent ... Participated in the 2017 Miami Dolphins Business Combine ... Last name is pronounced Fuh-DAY ... Born Nov. 19, 1991.

TERRENCE FEDE'S NFL REGULAR SEASON STATISTICS

YEAR	TEAM	GP	GS	TOT	SOLO	ASST	SK	YDS	INT	YDS	LG	TD	PD	FF	FR
2014	MIAMI	11	0	10	8	2	1.0	5.0	0	0	0	0	0	0	0
2015	MIAMI	15	0	16	9	7	0.0	0.0	0	0	0	0	0	0	0

2016	MIAMI	9	0	14	6	8	0.0	0.0	0	0	0	0	0	0	1
2017	MIAMI	1	0	0	0	0	0.0	0.0	0	0	0	0	0	0	0
TOTALS		36	0	40	23	17	1.0	5.0	0	0	0	0	0	0	1

TERRENCE FEDE'S NFL PLAYOFF STATISTICS

YEAR	TEAM	GP	GS	TOT	SOLO	ASST	SK	YDS	INT	YDS	LG	TD	PD	FF	FR
2016	MIAMI	1	0	2	1	1	0.0	0.0	0	0	0	0	0	0	0
TOTALS		1	0	2	1	1	0.0	0.0	0	0	0	0	0	0	0

ADDITIONAL STATS

Kickoff Returns: 1 for 13 yards in 2014.

Safeties: 1 in 2014.

Blocked Kicks: 1 blocked punt in 2014.

[Homepage](#)[Media Resources](#)[Media](#)[Credentials](#)[Weekly Game Info](#)[History](#)**#56 / DT**

Davon Godchaux

HT: 6-3 / WT: 305

Born: November 11, 1994 / College: LSU '17

Acquired: D5b, '17 / NFL Yr: Rookie / Dolphins Yr: Rookie

PRO CAREER

CAREER TRANSACTIONS: Originally a fifth-round selection (178th overall) of the Dolphins in the 2017 NFL draft.

2017 (Dolphins) – Made Dolphins debut at L.A. Chargers (9/17) ... Recorded two tackles (one solo).

COLLEGE

Three-year starter (2014-16) at Louisiana State ... Played in 37 career games with 34 starts ... Recorded career totals of 145 tackles (51 solo), 12.5 sacks, two passes defensed and two forced fumbles ... Finished his career with 33 consecutive starts ... Started all 12 games as a junior in 2016 ... Recorded 62 tackles (24 solo), 6.5 sacks and one pass defensed ... His 6.5 sacks were second on the team ... Ranked No. 3 on the team with 8.5 tackles for loss ... Started all 12 games as a sophomore in 2015 ... Recorded 41 tackles (12 solo), six sacks, one pass defensed and one forced fumble ... His six sacks were second on the team and his nine tackles for loss were third ... Played in all 13 games with 10 starts as a true freshman in 2014 ... Recorded 42 tackles (15 solo) and one forced fumble ... Started the final nine games of the season ... Majored in kinesiology.

PERSONAL

Attended Plaquemine (La.) High School ... Had his senior season cut short by injury in 2013 ... Recorded 60 tackles, 22 tackles for loss and 4.5 sacks as a junior in 2012 ... Earned Class 4A first-team all-state honors ... His hometown of Plaquemine honored him in 2017 by making May 9th Davon Godchaux Day ... Name is pronounced duh-VAHN GOD-chaw ... Born on Nov. 11, 1994.

DAVON GODCHAUX'S NFL REGULAR SEASON STATISTICS

YEAR	TEAM	GP	GS	TOT	SOLO	ASST	SK	YDS	INT	YDS	LG	TD	PD	FF	FR
2017	MIAMI	1	0	2	1	1	0.0	0.0	0	0	0	0	0	0	0
TOTALS		1	0	2	1	1	0.0	0.0	0	0	0	0	0	0	0



#19 / WR

Jakeem Grant

HT: 5-7 / WT: 169

Born: October 30, 1992 / College: Texas Tech '16

Acquired: D6a, '16 / NFL Yr: 2nd / Dolphins Yr: 2nd

PRO CAREER

CAREER TRANSACTIONS: Originally a sixth-round selection (186th overall) of the Dolphins in the 2016 NFL draft.

2017 (Dolphins) – Returned three punts for 21 yards (7.0 avg.) at L.A. Chargers (9/17).

2016 (Dolphins) – Played in all 16 games ... Returned 19 kickoffs for 439 yards (23.1 avg.) and 20 punts for 165 yards (8.3 avg.) and one touchdown ... Also rushed once for 1 yard ... Made NFL debut at Seattle (9/11) ... Returned three punts for 16 yards (5.3 avg.) and two kickoffs for 67 yards (33.5 avg.) ... Returned one punt 74 yards for his first career touchdown vs. Tennessee (10/9) ... It was the seventh-longest punt return in team history and the third-longest by a rookie ... Also returned two kickoffs for 47 yards (23.5 avg.) ... Returned one kickoff 41 yards at Buffalo (12/24) ... Rushed once for 1 yard vs. New England (1/1/17) ...

POSTSEASON: Returned one kickoff for 18 yards in the AFC Wild Card game at Pittsburgh (1/8/17) ...

ROOKIE RETURNERS: Grant's 74-yard punt return for a touchdown vs. Tennessee (10/9) was the first of two special teams touchdown returns of the season for Miami ... A few weeks later, RB Kenyan Drake returned a kickoff 96 yards for a touchdown vs. N.Y. Jets (11/6) ... It marked just the second time in Dolphins history and fourth time in NFL history that a team had a kickoff and punt returned for a

touchdown in the same season by two different rookies ... The Dolphins also did this in 1981 when Tommy Vigorito (punt) and Fulton Walker (kickoff) had return touchdowns ... It marked just the fifth time in Dolphins history that the team returned a kickoff and punt for a touchdown in the same season (2012, 1989, 1981 and 1970).

COLLEGE

Four-year letterman (2012-15) and three-year starter at Texas Tech ... Played in 50 career games with 32 starts ... Recorded career totals of 255 receptions for 3,289 yards (12.9 avg.) and 27 touchdowns ... Added 33 carries for 199 yards (6.0 avg.) and two touchdowns ... Also returned 87 kickoffs for 2,169 yards (24.9 avg.) and four touchdowns ... All-time leading receiver (3,289 yards) in school history ... Played in all 13 games with 10 starts as a senior in 2015 ... Recorded 90 receptions for 1,268 yards (14.1 avg.) and 10 touchdowns ... Added eight carries for 68 yards (8.5 avg.) and two touchdowns ... Also returned 39 kickoffs for 1,017 yards (26.1 avg.) and two touchdowns ... His 181.0 all-purpose ypg ranked No. 4 nationally, led the Big 12 and was a single-season school record ... His 1,017 kickoff return yards were fourth nationally and tops in the Big 12 ... His two kickoff return touchdowns were fifth nationally and tied for the Big 12 lead ... Ranked No. 2 in the Big 12 with 6.9 receptions per game and fourth with 1,268 receiving yards ... Earned All-American honors as a kickoff returner/all-purpose player ... Named first-team All-Big 12 ... Played in all 12 games with 11 starts as a junior in 2014 ... Recorded 67 receptions for 938 yards (14.0 avg.) and seven touchdowns ... Added five carries for 35 yards (7.0 avg.) ... Also returned 23 kickoffs for 515 yards (22.4 avg.) ... Led team in receptions and receiving yards ... Totaled 100-plus all-purpose yards in eight of his 12 contests ... Was the only Big 12 player to have at least 900 receiving and 500 kickoff return yards ... His 67 receptions ranked fourth in the Big 12 ... Earned All-Big 12 honorable mention ... Played in 12 games and started eight as a sophomore in 2013 ... Recorded 65 receptions for 796 yards (12.2 avg.) and seven touchdowns ... Added 12 carries for 77 yards (6.4 avg.) ... Also returned 19 kickoffs for 400 yards (21.1 avg.) ... His 65 receptions ranked fifth in the Big 12 and his 796 receiving yards were sixth ... Earned All-Big 12 honorable mention ... Played in all 13 games with three starts as a redshirt freshman in 2012 ... Recorded 33 receptions for 287 yards (9.7 avg.) and three touchdowns ... Added eight carries for 19 yards (2.4 avg.) ... Also returned six kickoffs for 237 yards (39.5 avg.) and two touchdowns ... Earned All-Big 12 Freshman team honors ... Redshirted in 2011 ... Majored in exercise and sport sciences.

PERSONAL

Attended Mesquite (Texas) Horn High School ... Recorded 79 receptions for 1,306 yards (16.5 avg.) and 13 touchdowns as a senior ... Added 66 carries for 516 yards (7.8 avg.) and nine touchdowns ... Earned all-state honors in both football and track and field ... Named to the all-area team ... Born Oct. 30, 1992.

JAKEEM GRANT'S NFL REGULAR SEASON STATISTICS

YEAR	TEAM	RECEIVING							RUSHING				
		GP	GS	REC	YDS	AVG	LG	TD	ATT	YDS	AVG	LG	TD
2016	MIAMI	16	0	0	0	0.0	0	0	1	1	1.0	1	0

2017	MIAMI	1	0	0	0	0.0	0	0	0	0	0.0	0	0
NFL TOTALS		17	0	0	0	0.0	0	0	1	1	1.0	1	0

JAKEEM GRANT'S NFL REGULAR SEASON RETURNING STATISTICS

		KICKOFF RETURN						PUNT RETURN					
YEAR	TEAM	KR	YDS	AVG	LG	TD	PR	FC	YDS	AVG	LG	TD	
2016	MIAMI	19	439	23.1	45	0	20	3	165	8.3	74t	1	
2017	MIAMI	0	0	0.0	-	0	3	0	21	7.0	14	0	
NFL TOTALS		19	439	23.1	45	0	23	3	186	8.1	74t	1	

JAKEEM GRANT'S NFL PLAYOFF STATISTICS

		RECEIVING						RUSHING					
YEAR	TEAM	GP	GS	REC	YDS	AVG	LG	TD	ATT	YDS	AVG	LG	TD
2016	MIAMI	1	0	0	0	0.0	0	0	0	0	0.0	0	0
NFL TOTALS		1	0	0	0	0.0	0	0	0	0	0.0	0	0

JAKEEM GRANT'S NFL PLAYOFF RETURNING STATISTICS

		KICKOFF RETURN						PUNT RETURN					
YEAR	TEAM	KR	YDS	AVG	LG	TD	PR	FC	YDS	AVG	LG	TD	
2016	MIAMI	1	18	18.0	18	0	0	0	0	0.0	-	0	
NFL TOTALS		1	18	18.0	18	0	0	0	0	0.0	-	0	

ADDITIONAL STATS

Rushing: 1 for 1 yard in 2016.

Special Teams Tackles: 1 in 2016.

Special Teams Fumble Recoveries: 3 in 2016.



#48 / TE

MarQueis Gray

HT: 6-4 / WT: 263

Born: November 7, 1989 / College: Minnesota '13

Acquired: FA, '16 / NFL Yr: 5th / Dolphins Yr: 2nd

PRO CAREER

CAREER TRANSACTIONS: Signed by the Dolphins as a free agent on March 31, 2016 ... Awarded off waivers to Buffalo on Nov. 20, 2014 ... Waived by Minnesota on Nov. 19, 2014 ... Awarded off waivers to Minnesota on Aug. 31, 2014 ... Waived by Cleveland on Aug. 30, 2014 ... Awarded off waivers to Cleveland on Sept. 1, 2013 ... Waived by San Francisco on Aug. 31, 2013 ... Originally signed by San Francisco as an undrafted college free agent on May 7, 2013.

2017 (Dolphins) – Played, but did not record any statistics at L.A. Chargers (9/17).

2016 (Dolphins) – Played in 16 games with seven starts ... Recorded 14 receptions for 174 yards (12.4 avg.) ... Provided a pancake block at the point of attack on RB Jay Ajayi's 11-yard game-winning touchdown run vs. Cleveland (9/25) ... Started vs. Pittsburgh (10/16) and recorded three receptions for a season-high 81 yards (27.0 avg.) ... Caught a season-high 53-yard pass from QB Ryan Tannehill in the second quarter ... Downed a 36-yard punt by P Matt Darr at Arizona's 10-yard line in the first quarter vs. Arizona (12/11) ... Recorded three receptions for 28 yards (9.3 avg.) and returned one kickoff for 11 yards in the 34-13 victory at N.Y. Jets (12/17) ...

POSTSEASON: Started in the AFC Wild Card game at Pittsburgh (1/8/17).

2015 (Bills) – Appeared in four games for Buffalo ... Recorded a lone catch for 2 yards vs. N.Y. Giants (10/4).

2014 (Vikings/Bills) – Appeared in total of 13 games with five starts ... Saw action in eight games for Minnesota and was inactive for two contests ... Started five games for Buffalo and was inactive for one game ... Recorded nine catches for 134 yards (14.9 avg.) ... Returned one kickoff for 14 yards ... Registered one reception for 16 yards at Green Bay (10/2) ... Waived by Minnesota on Nov. 19 ... Awarded off waivers to Buffalo on Nov. 20 ... Caught two passes for 71 yards (35.5 avg.) vs. Cleveland (11/30) ... Recorded two receptions for 15 yards (7.5 avg.) at Oakland (12/21) ... Hauled in three passes for 35 yards (11.7 avg.) at New England (12/28).

2013 (Browns) – Saw action in 12 games with two starts for Cleveland ... Missed two games due to injury ... Inactive for two games ... Recorded two receptions for 8 yards (4.0 avg.) ... Rushed for 43 yards (7.2 avg.) on six attempts ... Caught one pass for 5 yards at Kansas City (10/27) ... Registered one catch for 3 yards at New England (12/8).

COLLEGE

Four-year letterman (2009-12) for Minnesota ... Played in 47 games (26 starts) ... Made starts at both quarterback and wide receiver ... Recorded career totals of 2,053 passing yards and 14 touchdowns ... Also registered 1,731 rushing yards and 12 touchdowns ... Hauled in 766 receiving yards and six touchdowns ... Played in 11 games with eight starts as a senior in 2012 ... Finished 34-of-59 (57.6 pct.) for 472 yards and five touchdowns ... Added 72 carries for 390 yards (5.4 avg.) and five touchdowns ... Also caught 12 passes for 121 yards (10.1 avg.) ... Played in 11 games with 10 starts as a junior in 2011 ... Named the starting quarterback before the season after previously splitting time between quarterback and wide receiver ... Completed 108-of-213 passes (50.7 pct.) for 1,495 yards and eight touchdowns ... Ran for 966 yards and six touchdowns on 199 carries (4.9 avg.) ... Appeared in all 12 games with seven starts as a sophomore in 2010 ... Recorded 42 receptions for 587 yards (14.0 avg.) and five touchdowns ... Also rushed for 119 yards on 23 carries ... Completed 2-of-8 passes (25.0 pct.) for 24 yards ... Saw action at both quarterback and wide receiver as a freshman in 2009 ... Rushed for 265 yards ... Majored in youth studies.

PERSONAL

Prepped at Ben Davis High School in Indianapolis, Ind. ... Was a three-year starter ... Participated in the Elite 11 Quarterback Camp and the U.S. Army All-American Bowl ... Suffered a broken bone in his non-throwing arm, missing a majority of his senior season ... Saw action in five games as a senior in 2007 ... Played in three games after returning from injury ... Completed 26-of-41 passes (63.4 pct.) for 376 yards and three touchdowns ... Rushed for 302 yards and four touchdowns on 64 carries (4.7 avg.) ... Also caught five passes for 86 yards (17.2 avg.) and one touchdown ... Earned honorable mention Class 5A all-state honors as a junior in 2006 ... Completed 73-of-140 passes (52.1 pct.) for 1,113 yards and 12 touchdowns ... Also made 127 rushing attempts for 603 yards (4.7 avg.) and seven touchdowns ... Won the starting quarterback job midway through his sophomore season in 2005 ... Recorded 959 passing yards ... Visited military troops in Jordan and Italy during the 2017 offseason ... Married with three children, two boys and a girl ... First name is pronounced Mar-QUEES ... Born Nov. 7, 1989.

MARQUEIS GRAY'S NFL REGULAR SEASON STATISTICS

RECEIVING

RUSHING

YEAR	TEAM	GP	GS	REC	YDS	AVG	LG	TD	ATT	YDS	AVG	LG	TD
2013	CLEVELAND	12	2	2	8	4.0	5	0	6	43	7.2	18	0
2014	MINNESOTA	8	0	1	16	16.0	16	0	0	0	0.0	-	0
	BUFFALO	5	5	8	118	14.8	41	0	0	0	0.0	-	0
2015	BUFFALO	4	0	1	2	2.0	2	0	0	0	0.0	0	0
2016	MIAMI	16	7	14	174	12.4	53	0	0	0	0.0	0	0
2017	MIAMI	1	0	0	0	0.0	0	0	0	0	0.0	0	0
NFL TOTALS		46	14	26	318	12.2	53	0	6	43	7.2	18	0

MARQUEIS GRAY'S NFL PLAYOFF STATISTICS

MARQUEIS GRAY'S NFL PLAYOFF STATISTICS													
RECEIVING										RUSHING			
YEAR	TEAM	GP	GS	REC	YDS	AVG	LG	TD	ATT	YDS	AVG	LG	TD
2016	MIAMI	1	1	0	0	0.0	0	0	0	0	0.0	0	0
NFL TOTALS		1	1	0	0	0.0	0	0	0	0	0.0	0	0

ADDITIONAL STATS

Special Teams Tackles: 1 in 2013, 2 in 2014, 3 in 2016 for total of 6.

Miscellaneous Tackles: 1 in 2013.

Miscellaneous Fumble Recoveries: 1 in 2016.

Kickoff Returns: 1 for 14 yards in 2014, 1 for 11 yards in 2016 for total of 2 for 25 yards.

SINGLE-GAME HIGHS

Receptions:	3	at New England, 12/28/14
	3	vs. Pittsburgh, 10/16/16
	3	at N.Y. Jets, 12/17/16
	2	5 times (last: at San Francisco, 11/27/16)

Receiving Yards:	81	vs. Pittsburgh, 10/16/16
	71	vs. Cleveland, 11/30/14
	28	at N.Y. Jets, 12/17/16
	25	at New England, 12/28/14
	20	at Buffalo, 12/24/16
Longest Receptions:	53	vs. Pittsburgh, 10/16/16
	41	vs. Cleveland, 11/30/14
	20	at Buffalo, 12/24/16
	19	at N.Y. Jets, 12/17/16
	16	at Green Bay, 10/2/14

2017 GAME-BY-GAME STATISTICS

DATE	OPPONENT	P/S	REC	YDS	AVG	LG	TD
09/17	at L.A. Chargers	1/0	0	0	0.0	-	0
TOTALS		1/0	0	0	#DIV/0!	-	0

2016 GAME-BY-GAME STATISTICS

DATE	OPPONENT	P/S	REC	YDS	AVG	LG	TD
09/11	at Seattle	1/0	0	0	0.0	-	0
09/18	at New England	1/0	0	0	0.0	-	0
09/25	CLEVELAND	1/0	0	0	0.0	-	0
09/29	at Cincinnati	1/0	0	0	0.0	-	0
10/09	TENNESSEE	1/1	0	0	0.0	-	0
10/16	PITTSBURGH	1/1	3	81	27.0	53	0
10/23	BUFFALO	1/1	0	0	0.0	-	0
11/06	N.Y. JETS	1/1	2	10	5.0	6	0

11/13	at San Diego	1/0	2	18	9.0	9	0
11/20	at L.A. Rams	1/0	1	5	5.0	5	0
11/27	SAN FRANCISCO	1/1	2	12	6.0	7	0
12/04	at Baltimore	1/0	0	0	0.0	-	0
12/11	ARIZONA	1/0	0	0	0.0	-	0
12/17	at N.Y. Jets	1/1	3	28	9.3	19	0
12/24	at Buffalo	1/1	1	20	20.0	20	0
01/01	NEW ENGLAND	1/0	0	0	0.0	-	0
TOTALS		16/7	14	174	12.4	53	0

2015 GAME-BY-GAME STATISTICS

DATE	OPPONENT	P/S	REC	YDS	AVG	LG	TD
09/13	INDIANAPOLIS	1/0	0	0	0.0	-	0
09/20	NEW ENGLAND	1/0	0	0	0.0	-	0
09/27	at Miami	1/0	0	0	0.0	-	0
10/04	N.Y. GIANTS	1/0	1	2	2.0	2	0
TOTALS		4/0	1	2	2.0	2	0

2014 GAME-BY-GAME STATISTICS

DATE	OPPONENT	P/S	REC	YDS	AVG	LG	TD
09/14	NEW ENGLAND	1/0	0	0	0.0	-	0
09/21	at New Orleans	1/0	0	0	0.0	-	0
09/28	ATLANTA	1/0	0	0	0.0	-	0
10/02	at Green Bay	1/0	1	16	16.0	16	0
10/12	DETROIT	1/0	0	0	0.0	-	0

10/19	at Buffalo	1/0	0	0	0.0	-	0
10/26	at Tampa Bay	1/0	0	0	0.0	-	0
11/02	WASHINGTON	1/0	0	0	0.0	-	0
11/30	CLEVELAND	1/1	2	71	35.5	41	0
12/07	at Denver	1/1	0	0	0.0	-	0
12/14	GREEN BAY	1/1	1	7	7.0	7	0
12/21	at Oakland	1/1	2	15	7.5	9	0
12/28	at New England	1/1	3	25	8.3	10	0
TOTALS		13/5	9	134	14.9	41	0

2013 GAME-BY-GAME STATISTICS

DATE	OPPONENT	P/S	REC	YDS	AVG	LG	TD
09/22	at Minnesota	1/0	0	0	0.0	-	0
09/29	CINCINNATI	1/0	0	0	0.0	-	0
10/03	BUFFALO	1/0	0	0	0.0	-	0
10/13	DETROIT	1/0	0	0	0.0	-	0
10/20	at Green Bay	1/0	0	0	0.0	-	0
10/27	at Kansas City	1/0	1	5	5.0	5	0
11/03	BALTIMORE	1/0	0	0	0.0	-	0
12/01	JACKSONVILLE	1/0	0	0	0.0	-	0
12/08	at New England	1/0	1	3	3.0	3	0
12/15	CHICAGO	1/0	0	0	0.0	-	0
12/22	at N.Y. Jets	1/1	0	0	0.0	-	0
12/29	at Pittsburgh	1/1	0	0	0.0	-	0
TOTALS		12/2	2	8	4.0	5	0

[Homepage](#)[Media Resources](#)[Media](#)[Credentials](#)[Weekly Game Info](#)[History](#)

#16 / P

Matt Haack

HT: 6-0 / WT: 205

Born: July 25, 1994 / College: Arizona State '17

Acquired: FA, '17 / NFL Yr: Rookie / Dolphins Yr: Rookie

PRO CAREER

CAREER TRANSACTIONS: Signed by the Dolphins as an undrafted college free agent on May 5, 2017.

2017 (Dolphins) – Made Dolphins debut at L.A. Chargers (9/17) ... Punted three times for 130 yards (43.3 avg.) and a 29.0 net avg.

COLLEGE

Signed by the Dolphins as an undrafted college free agent on May 5, 2017 ... Four-year letterman (2013-16) for Arizona State ... Played in 44 career games ... Recorded career totals of 209 punts for 8,991 yards (43.0 avg.), 10 touchbacks, 50 fair catches and 73 inside the 20 ... Totaled 52 punts of 50-plus yards in his career ... Added two solo tackles ... Also went 1-for-1 passing for 27 yards and had one rush for 7 yards ... His 43.0 yards per punt average was tied for fourth in school history ... Played in all 12 games as a senior in 2016 ... Punted 66 times for 2,897 yards (43.9 avg.), three touchbacks, 24 fair catches and 21 inside the 20 ... Added 16 punts of 50-plus yards, including a career long of 76 yards ... Also rushed once for 7 yards ... Earned second-team All-Pac-12 honors ... Posted a net average of 44.4 yards, which was sixth-best in FBS ... Finalist for the William V. Campbell Trophy, which recognizes the top scholar-athlete in the nation ... Played in all 13 games as a junior in 2015 ... Punted 74 times for 3,186 yards (43.1 avg.), two touchbacks, 13 fair catches and 32 inside the 20 ... Added 19 punts of 50-plus yards ... Also completed 1-of-1

passes for 27 yards and recorded one solo tackle ... His 43.1 gross average was fifth-best in FBS ... His 32 punts inside the 20 ranked No. 2 in the nation and were four more than any other player in the Pac-12 ... His two touchbacks were tied for the lowest in the nation ... Played in all 13 games as a sophomore in 2014 ... Punted 53 times for 2,296 yards (43.3 avg.), four touchbacks, seven fair catches and 17 inside the 20 ... Added 14 punts of 50-plus yards ... Played in six games as a true freshman in 2013 ... Punted 16 times for 612 yards (38.3 avg.), one touchback, six fair catches and three inside the 20 ... Added three punts of 50-plus yards ... Also made one solo tackle ... Majored in sports business and media.

PERSONAL

Attended Dowling High School in West Des Moines, Iowa ... Earned first-team all-state honors ... Helped his team to a 9-3 record and reach the state quarterfinals as a senior in 2012 and as a junior in 2011 ... Also played wide receiver ... Last name is pronounced HAWK ... Born on July 25, 1994.

MATT HAACK'S NFL REGULAR SEASON STATISTICS

YEAR	TEAM	GP	PUNT	YDS	AVG	LG	OPP RET	YDS	NET AVG	TB	IN20
2017	MIAMI	1	3	130	43.3	58	1	23	29	1	0
NFL TOTALS		1	3	130	43.3	58	1	23	29	1	0



#90 / DE

Charles Harris

HT: 6-3 / WT: 250

Born: March 6, 1995 / College: Missouri '17

Acquired: D1, '17 / NFL Yr: Rookie / Dolphins Yr: Rookie

PRO CAREER

CAREER TRANSACTIONS: Originally a first-round selection (22nd overall) of the Dolphins in the 2017 NFL draft.

2017 (Dolphins) – Made Dolphins debut at L.A. Chargers (9/17) ... Tallied one solo tackle.

COLLEGE

Three-year letterman (2014-16) and two-year starter at Missouri ... Played in 38 career games with 25 starts ... Recorded career totals of 136 tackles (80 solo), 18.0 sacks, five passes defended, five forced fumbles and one fumble recovery ... Finished his career tied for seventh in school history with 18 sacks and 11th with 34.5 tackles for loss in his career ... Started all 12 games as a junior in 2016 ... Recorded 61 tackles (35 solo), nine sacks, two passes defended, two forced fumbles and one fumble recovery ... Led the team in sacks (9.0), tackles for loss (12.0) and quarterback hurries (10) ... The nine sacks were tied for the ninth-most in a single season in school history ... His 61 tackles were second on the team ... Earned second-team All-SEC honors ... Started all 12 games as a sophomore in 2015 ... Recorded 56 tackles (32 solo), seven sacks, one pass defended and two forced fumbles ... Led the SEC with 18.5 tackles for loss in his first season as a starter ... Earned second-team All-SEC honors ... Played in all 14 games with one start as a redshirt freshman in 2014 ... Recorded 19 tackles (13 solo), two sacks, two passes defended and one forced fumble ...

Helped his school win the SEC East divisional crown ... Redshirted in 2013 ... Majored in biology.

PERSONAL

Attended Lincoln Prep High School in Kansas City, Missouri ... Recorded 60 tackles, 12 sacks and two forced fumbles as a senior in 2012 ... Added 15 receptions for 285 yards (19.0 avg.) and five touchdowns ... Earned third-team All-Kansas City metro honors at defensive end and the league's defensive MVP ... Recorded 40 tackles and six sacks as a junior in 2011 ... Also played basketball ... Earned first-team All-Interscholastic League and Player of the Year honors on the hardwood as a junior (2011-12) ... Born on March 6, 1995.

CHARLES HARRIS' NFL REGULAR SEASON STATISTICS

YEAR	TEAM	GP	GS	TOT	SOLO	ASST	SK	YDS	INT	YDS	LG	TD	PD	FF	FR
2017	MIAMI	1	0	1	1	0	0.0	0.0	0	0	0	0	0	0	0
TOTALS		1	0	1	1	0	0.0	0.0	0	0	0	0	0	0	0

[Homepage](#)[Media Resources](#)[Media](#)[Credentials](#)[Weekly Game Info](#)[History](#)**#95 / DE**

William Hayes

HT: 6-3 / WT: 278

Born: May 2, 1985 / College: Winston-Salem State '08

Acquired: T, '17 (LAR) / NFL Yr: 10th / Dolphins Yr: 1st

PRO CAREER

CAREER TRANSACTIONS: Acquired by the Dolphins in a trade from L.A. Rams on March 10, 2017 ... Signed by St. Louis as an unrestricted free agent from Tennessee on April 6, 2012 ... Originally a fourth-round selection (103rd overall) by Tennessee in the 2008 NFL draft.

2016 (Dolphins) – Made Dolphins debut at L.A. Chargers (9/17) ... Made two tackles (one solo) and one sack ... Sacked Chargers QB Philip Rivers for a loss of 8 yards on third-and-1 in the second quarter ... Also served as a game captain.

2016 (L.A. Rams) – Started 14 games ... Inactive for two games ... Recorded 43 tackles (31 solo) and five sacks ... Totaled five tackles (four solo) in the season opener at San Francisco (9/12) ... Posted five tackles (one solo) and his first sack of the season in the win vs. Seattle (9/18) ... Tallied three solo stops and one sack at N.Y. Jets (11/13) ... Made four tackles (three solo) and one sack vs. Atlanta (12/11) ... Recorded a season-high six tackles (two solo) and one sack at Seattle (12/15) ... Totaled two solo tackles and one sack vs. Arizona (1/1/17) ...

TOP 25 NFL ACTIVE LEADERS (AMONG DEFENSIVE LINEMEN): Hayes ranks in the top 25 among active NFL defensive linemen in several career statistical categories ... His 124 career games played are tied for 18th ... His 313 career tackles are

16th ... His 34.5 sacks are 22nd.

2015 (St. Louis) – Played in all 16 games with 11 starts ... Started the final 11 games of the season ... Recorded 53 tackles (36 solo), 5.5 sacks and two forced fumbles ... Totaled four tackles (three solo) in the season-opening overtime win vs. Seattle (9/13) ... Posted three tackles (two solo), two sacks and two forced fumbles vs. Cleveland (10/25) ... Strip-sacked QB Josh McCown on Cleveland's second drive of the game, creating a turnover that led to a Rams field goal on the ensuing possession ... With Cleveland driving into Rams territory in the fourth quarter, he strip-sacked QB Josh McCown again and forced another turnover ... Made four stops (two solo) and had a half-sack vs. Chicago (11/15) ... Recorded season highs with nine tackles (seven solo) and three sacks as the Rams finished a season sweep at Seattle (12/27) ... It was the fifth multi-sack game of his career ... Brought down QB Russell Wilson on a third-and-8 in the second quarter that forced a Seattle punt and led to a Rams touchdown on the next play.

2014 (St. Louis) – Played in all 16 games with nine starts ... Recorded 42 tackles (33 solo), four sacks, one forced fumble and one fumble recovery ... Posted four tackles (three solo) at Tampa Bay (9/14) ... Made four tackles (three solo) and recovered a fumble at Kansas City (10/26) ... Totaled three tackles (two solo) and two sacks at San Francisco (11/2) ... Recorded a season-high six solo tackles, one sack and one forced fumble vs. Oakland (11/30) ... Totaled four solo tackles and one sack at Washington (12/7).

2013 (St. Louis) – Played in 14 games ... Inactive for two games ... Recorded 28 tackles (21 solo), five sacks, one interception, three passes defended and two fumble recoveries ... Totaled three solo tackles and one sack vs. Arizona (9/8) ... Sacked QB Carson Palmer on Arizona's final possession, running more time off the clock and keeping the Cardinals from getting in field goal range ... Posted a season-high four tackles (two solo) at Carolina (10/20) ... Recorded two solo stops and one sack vs. Seattle (10/28) ... Totaled two solo tackles and one sack vs. Tennessee (11/3) ... Matched his season high with four tackles (two solo) and one pass defended at Arizona (12/8) ... Recorded one solo tackle and two fumble recoveries vs. Tampa Bay (12/22) ... Recovered a fumble in the second quarter that led to a Rams touchdown drive ... Recovered another fumble in the fourth quarter that led to a field goal and made it a two-score game.

2012 (St. Louis) – Played in all 16 games ... Recorded 35 tackles (29 solo), seven sacks, two passes defended and one fumble recovery ... Made his Rams debut at Detroit (9/9) ... Totaled four solo stops vs. Seattle (9/30) ... Recorded two tackles (no solo), a half-sack and one fumble recovery vs. Arizona (10/4) ... Recovered a QB Kevin Kolb fumble forced by DE Robert Quinn to end Arizona's final possession and seal the victory ... Posted one solo stop and one sack vs. Green Bay (10/21) ... Totaled two solo tackles, one sack and one pass defended at Arizona (11/25) ... Tallied three stops (two solo) and 1.5 sacks vs. San Francisco (12/2) ... Recorded four tackles (three solo), two sacks and one pass defended at Tampa Bay (12/23) ... Made three tackles (two solo) and one sack at Seattle (12/30).

2011 (Tennessee) – Played in 10 games with one start ... Inactive for six games ... Recorded 16 tackles (11 solo) and 1.5 sacks ... Totaled two solo tackles and one sack in the season opener at Jacksonville (9/11) ... Posted one tackle (no solo) and a half-sack at Carolina (11/13) ... Recorded a season-high five tackles (four solo) at Houston (1/1/12).

2010 (Tennessee) – Played in 14 games ... Inactive for two games ... Recorded 32 tackles (25 solo), 1.5 sacks and one forced

fumble ... Totaled four tackles (three solo) vs. Philadelphia (10/24) ... Posted four solo stops, one sack and one forced fumble at Houston (11/28) ... Recorded a season-high seven tackles (three solo) and a half-sack vs. Jacksonville (12/5) ... Totaled three solo tackles at Indianapolis (1/2/11).

2009 (Tennessee) – Played in all 16 games with 11 starts ... Recorded 50 tackles (30 solo), four sacks and two forced fumbles ... Added one solo special teams tackle ... Totaled four tackles (two solo) and a half-sack at Pittsburgh (9/10) ... Posted four solo stops and one sack at Jacksonville (10/4) ... Made his first NFL start and had three tackles (two solo) vs. Indianapolis (10/11) ... Recorded three tackles (two solo), 1.5 sacks and one forced fumble at San Francisco (11/8) ... Posted three tackles (two solo), one sack and one forced fumble vs. Buffalo (11/15) ... Sacked QB Trent Edwards on third-and-9 to force a punt in a one-score game in the fourth quarter ... Totaled five tackles (one solo) vs. Arizona ... Tallied a season-high seven tackles (three solo) vs. St. Louis (12/13).

2008 (Tennessee) – Played in eight games ... Inactive for eight games ... Recorded 14 tackles (11 solo), one sack, one pass defended, one forced fumble and one fumble recovery ... Made his NFL debut at Cincinnati (9/14) ... Totaled a season-high three solo tackles vs. Houston (9/21) ... Made three stops (two solo) at Houston (12/14) ... Matched his season high with three tackles (two solo), one sack, one forced fumble and one fumble recovery vs. Pittsburgh (12/21) ... Strip-sacked QB Ben Roethlisberger in the second quarter to create a turnover that led to a Titans touchdown ...

POSTSEASON: Played in the AFC Divisional game vs. Baltimore (1/10/09) but did not record any statistics.

COLLEGE

Four-year letterman (2004-07) and two-year starter at Winston-Salem State ... Played in 30 career games with 24 starts ... Recorded career totals of 150 tackles (80 solo), 15 sacks, one interception, nine passes defended, seven forced fumbles and six fumble recoveries ... Started all 11 games as a senior in 2007 ... Recorded 78 tackles (46 solo), 8.5 sacks, three passes defended, seven forced fumbles and four fumble recoveries ... His 8.5 sacks and seven forced fumbles were both team highs ... His 78 tackles were second on the team ... Played in all 11 games with nine starts as a junior in 2006 ... Recorded 57 tackles (25 solo), 6.5 sacks, one interception, five passes defended and two fumble recoveries ... Led the team with 6.5 sacks ... His 57 tackles were fourth on the team ... Played in three games with two starts as a sophomore in 2005 ... Recorded seven tackles (six solo) ... Played in five games with two starts as a redshirt freshman in 2004 ... Recorded eight tackles (three solo) and one pass defended ... Redshirted in 2003 ... Majored in sports management.

PERSONAL

Attended High Point (N.C.) Andrews High School ... Was a member of the school's Mid-State 2A Conference Championship team in 2002 ... Played defensive end, linebacker and tight end during his high school career ... Returned home to High Point, North Carolina and visited with the local elementary and high schools to speak with students about the importance of education and goal-setting ... Participated in numerous community events, including Taste of the NFL, Hayes for the Holidays, Big Plays Little Wishes to benefit Big Brothers Big Sisters, Urban League Turkey Distribution and the All-Community Team Ticket program ... In July 2015, he

spent a night homeless with teammate Chris Long to give the two players a feeling of how it feels to not have a place to live or food to eat for 24 hours ... Spoke to students at Miami Norland Senior High School in May 2017 ... Enjoys both fresh water and salt water fishing ... Born on May 2, 1985.

WILLIAM HAYES' NFL REGULAR SEASON STATISTICS

YEAR	TEAM	GP	GS	TOT	SOLO	ASST	SK	YDS	INT	YDS	LG	TD	PD	FF	FR
2008	TENNESSEE	8	0	14	11	3	1.0	1.0	0	0	0	0	1	1	1
2009	TENNESSEE	16	11	50	30	20	4.0	41.5	0	0	0	0	0	2	0
2010	TENNESSEE	14	0	32	25	7	1.5	17.5	0	0	0	0	0	1	0
2011	TENNESSEE	10	1	16	11	5	1.5	8.5	0	0	0	0	0	0	0
2012	ST. LOUIS	16	0	35	29	6	7.0	28.5	0	0	0	0	2	0	1
2013	ST. LOUIS	14	0	28	21	7	5.0	24.0	1	5	5	0	3	0	2
2014	ST. LOUIS	16	9	42	33	9	4.0	32.0	0	0	0	0	0	1	1
2015	ST. LOUIS	16	11	53	36	17	5.5	36.0	0	0	0	0	0	2	0
2016	L.A. RAMS	14	14	43	31	12	5.0	28.0	0	0	0	0	0	0	0
2017	MIAMI	1	0	2	1	1	1.0	8.0	0	0	0	0	0	0	0
TOTALS		125	46	315	228	87	35.5	225.0	1	5	5	0	6	7	5

WILLIAM HAYES' NFL PLAYOFF STATISTICS

YEAR	TEAM	GP	GS	TOT	SOLO	ASST	SK	YDS	INT	YDS	LG	TD	PD	FF	FR
2008	TENNESSEE	1	0	0	0	0	0.0	0.0	0	0	0	0	0	0	0
TOTALS		1	0	0	0	0	0.0	0.0	0	0	0	0	0	0	0

ADDITIONAL STATS

Special Teams Tackles: (Tennessee) 1 in 2009.

SINGLE-GAME HIGHS

Tackles:	9	at Seattle, 12/27/15
	7	vs. St. Louis, 12/13/09
	7	vs. Jacksonville, 12/5/10
	6	vs. Oakland, 11/30/14
	6	at Baltimore, 11/22/15
	6	at Seattle, 12/15/16
Sacks:	3	at Seattle, 12/27/15
	2	at Tampa Bay, 12/23/12
	2	at San Francisco, 11/2/14
	2	vs. Cleveland, 10/25/15
	1.5	twice (last: vs. San Francisco, 12/2/12)
Interceptions:	1	at Indianapolis, 11/10/13
Passes Defensed:	1	6 times (last: at Arizona, 12/8/13)
Forced Fumbles:	2	vs. Cleveland, 10/25/15
	1	vs. Pittsburgh, 12/21/08
	1	at San Francisco. 11/8/09
	1	vs. Buffalo, 11/15/09
	1	at Houston, 11/28/10
	1	vs. Oakland, 11/30/14
Fumble Recoveries:	2	vs. Tampa Bay, 12/22/13
	1	vs. Pittsburgh, 12/21/08
	1	vs. Arizona, 10/4/12

© 2017 Miami Dolphins



#25 / CB

Xavien Howard

HT: 6-1 / WT: 196

Born: July 4, 1993 / College: Baylor '16

Acquired: D2, '16 / NFL Yr: 2nd / Dolphins Yr: 2nd

PRO CAREER

CAREER TRANSACTIONS: Originally a second-round selection (38th overall) of the Dolphins in the 2016 NFL draft.

2017 (Dolphins) – Recorded seven tackles (six solo) at L.A. Chargers (9/17).

2016 (Dolphins) – Played in seven games with six starts ... Inactive for nine games due to injury ... Recorded 40 tackles (29 solo), six passes defended and one forced fumble ... Made first career start at Seattle (9/11) in his NFL debut ... Became the first Dolphins rookie to start Week 1 at cornerback since Sean Smith (2009) ... Recorded a season-high 11 tackles (six solo) ... Totaled six solo tackles, one pass defended and one forced fumble vs. Cleveland (9/25) ... Forced a fumble from WR Ricardo Lewis in the third quarter ... Recorded six tackles (five solo) at Cincinnati (9/29) ... Registered three solo tackles and three passes defended at N.Y. Jets (12/17) ... Totaled six tackles (four solo) and one pass defended at Buffalo (12/24) ... Broke up a QB Tyrod Taylor pass intended for WR Sammy Watkins in the second quarter ...

POSTSEASON: Recorded five tackles (three solo), one tackle for loss, one interception and two passes defended in the AFC Wild Card game at Pittsburgh (1/8/17) ... Broke up a pass intended for WR Antonio Brown on third-and-10 in the fourth quarter, forcing Pittsburgh to punt ... Intercepted QB Ben Roethlisberger on third-and-8, returning it 11 yards in the fourth quarter ... He became the second rookie in team history to record an interception in a playoff game, joining Troy Vincent (1992).

COLLEGE

Three-year letterman (2013-15) and two-year starter at Baylor ... Played in 39 career games with 26 starts ... Recorded career totals of 98 tackles (84 solo), 1.5 sacks, 10 interceptions and 33 passes defended ... Also forced a fumble and a fumble recovery ... Was part of the Baylor program during its most successful four-year span in school history, winning two conference titles (2013-14), two bowl games and compiling 40 wins ... Started all 13 games as a junior in 2015 ... Recorded 42 tackles (37 solo), five interceptions and 15 passes defended ... Added a fumble recovery that was returned for a 30-yard touchdown at Kansas (10/10) ... His five interceptions led the team ... Earned consensus first-team All-Big 12 honors ... Started all 13 games as a sophomore in 2014 ... Recorded a career-high 51 tackles (42 solo), 1.5 sacks, four interceptions and a career-high 13 passes defended ... Ranked No. 11 nationally and No. 2 in the Big 12 in passes defended (17) ... Tied for third in the Big 12 with four interceptions ... Earned honorable mention All-Big 12 honors ... Played all 13 games as a redshirt freshman in 2013 ... Recorded five solo tackles, one interception, one pass defended and one forced fumble ... Redshirted in 2012 ... Majored in health, kinesiology and leisure studies.

PERSONAL

Attended Wheatley High School in Houston ... Recorded 32 solo tackles, nine interceptions and 33 pass breakups as a senior in 2011 ... Returned two of his nine interceptions for touchdowns ... Earned first-team all-state honors and led Wheatley to the area finals ... Played for the Texas team in the Texas-Louisiana High School All-Star Bayou Bowl ... Also played quarterback ... Participated in basketball and ran track ... Has one daughter ... Cheered on participants at the seventh annual Dolphins Cancer Challenge in February 2017 ... Helped surprise 100 underprivileged children with their own beds from Ashley HomeStore in 2017 ... First name is pronounced EX-ay-vee-n ... Born July 4, 1993.

XAVIEN HOWARD'S NFL REGULAR SEASON STATISTICS

YEAR	TEAM	GP	GS	TOT	SOLO	ASST	SK	YDS	INT	YDS	LG	TD	PD	FF	FR
2016	MIAMI	7	6	40	29	11	0.0	0.0	0	0	0	0	6	1	0
2017	MIAMI	1	1	7	6	1	0.0	0.0	0	0	0	0	0	0	0
TOTALS		8	7	47	35	12	0.0	0.0	0	0	0	0	6	1	0

XAVIEN HOWARD'S NFL PLAYOFF STATISTICS

YEAR	TEAM	GP	GS	TOT	SOLO	ASST	SK	YDS	INT	YDS	LG	TD	PD	FF	FR
2016	MIAMI	1	1	5	3	2	0.0	0.0	1	11	11	0	2	0	0
TOTALS		1	1	5	3	2	0.0	0.0	1	11	11	0	2	0	0

[Homepage](#)[Media Resources](#)[Media](#)[Credentials](#)[Weekly Game Info](#)[History](#)**#45 / LB****Mike Hull**

HT: 6-0 / WT: 232

Born: May 25, 1991 / College: Penn State '15

Acquired: FA, '15 / NFL Yr: 2nd / Dolphins Yr: 2nd

PRO CAREER

CAREER TRANSACTIONS: Activated from the Dolphins practice squad on Jan. 2, 2016 ... Signed to the Dolphins practice squad on Dec. 1, 2015 ... Waived by the Dolphins on Nov. 28, 2015 ... Activated from the Dolphins practice squad on Nov. 14, 2015 ... Signed to the Dolphins practice squad on Sept. 6, 2015 ... Waived by the Dolphins on Sept. 5, 2015 ... Originally signed by the Dolphins as an undrafted college free agent on May 8, 2015.

2017 (Dolphins) – Started at L.A. Chargers (9/17) ... Led the team with 10 tackles (seven solo) and one tackle for loss.

2016 (Dolphins) – Played in 16 games with one start ... Recorded 15 tackles (seven solo), one interception and one pass defensed ... Finished second in the NFL with 18 special teams tackles ... Registered two special teams tackles vs. Pittsburgh (10/16) and served as a game captain ... Recorded four special teams tackles (one solo) vs. San Francisco (11/27) ... Registered four tackles (three solo) at Baltimore (12/4) ... Made first career start in the 26-23 victory vs. Arizona (12/11) ... Recorded a season-high eight tackles (two solo), one interception and one pass defensed ... Intercepted QB Carson Palmer, returning the ball 8 yards in the first quarter ... Also served as a game captain ... Tallied two solo tackles and one special teams stop vs. New England (1/1/17) ...

POSTSEASON: Made one special teams tackle in the AFC Wild Card game at Pittsburgh (1/8/17).

2015 (Dolphins) – Played in three games ... Spent most of the season on the Dolphins practice squad ... Made his NFL debut and registered one solo tackle in the 20-19 win at Philadelphia (11/15).

COLLEGE

Four-year letterman (2011-14) at Penn State ... Left school ranked No. 6 on Penn State's career tackles list with 294 ... Started 13 games as a senior in 2014 ... Led the conference with 140 tackles and had 10.5 tackles for loss, two sacks, one interception, a forced fumble, one fumble recovery and three pass breakups ... Elected a co-captain before the season ... Earned eight All-America recognitions, including FWAA, Sporting News and USA Today second team honors and Associated Press third-team accolades ... Named 2014 Big Ten Butkus-Fitzgerald Linebacker of the Year ... Selected first-team All-Big Ten by the coaches and media ... Played in 10 games with eight starts as a junior in 2013 ... Recorded 78 tackles (44 solo), 4.5 tackles for loss, 0.5 sacks, forced one fumble, recovered a fumble and had two pass breakups ... Claimed his third Academic All-Big Ten honor ... Played in every game as a sophomore in 2012, making his first career start against Wisconsin ... In addition to helping Penn State rank No. 2 in the Big Ten and No. 16 nationally in scoring defense at 19.1 ppg, he saw action on all four punt and kickoff units ... Recorded 58 tackles (34 solo), the highest total among non-starters, 4.0 sacks, recorded five tackles for loss, two fumble recoveries, including one for a touchdown, an interception, a blocked punt and four pass breakups ... Earned Academic All-Big Ten honors ... Played in every game on special teams and defense and was an immediate contributor as a redshirt freshman in 2011 ... Recorded 18 tackles, including 1.5 tackles for loss, and had two pass breakups and one blocked kick ... Redshirted in 2010 ... Majored in finance.

PERSONAL

Attended Canon-McMillan High School in Canonsburg, Pa. ... Recorded 97 tackles in just seven games and rushed for 443 yards and seven touchdowns as a senior ... Led the WPIAL in rushing as a junior with more than 1,300 yards ... Also was a three-year letterman and a team captain in baseball, a two-year letterman and a team captain in wrestling and was a member of the track and field team for one year ... Father, Tom (1971-73), and uncle, John Hull (1970- 71), were Penn State football lettermen ... His father, a linebacker, helped the Nittany Lions to a 33-3 record in his career, including a 12-0 mark in 1973 ... Father, Tom, was drafted by the San Francisco 49ers and played for the 49ers (1974) and Green Bay Packers (1975) ... Another uncle, Louis Kreznoski, played football at North Carolina State ... Participated in the 2017 Miami Dolphins Business Combine ... Likes to spend his free time fly fishing ... Born May 25, 1991.

MIKE HULL'S NFL REGULAR SEASON STATISTICS

YEAR	TEAM	GP	GS	TOT	SOLO	ASST	SK	YDS	INT	YDS	LG	TD	PD	FF	FR
2015	MIAMI	3	0	1	1	0	0.0	0.0	0	0	0	0	0	0	0
2016	MIAMI	16	1	15	7	8	0.0	0.0	1	8	8	0	1	0	0
2017	MIAMI	1	1	10	7	3	0.0	0.0	0	0	0	0	0	0	0

TOTALS	20	2	26	15	11	0.0	0.0	1	8	8	0	1	0	0
--------	----	---	----	----	----	-----	-----	---	---	---	---	---	---	---

MIKE HULL'S NFL PLAYOFF STATISTICS

YEAR	TEAM	GP	GS	TOT	SOLO	ASST	SK	YDS	INT	YDS	LG	TD	PD	FF	FR
2016	MIAMI	1	0	0	0	0	0.0	0.0	0	0	0	0	0	0	0
TOTALS		1	0	0	0	0	0.0	0.0	0	0	0	0	0	0	0

ADDITIONAL STATS

Special Teams Tackles: 18 in 2016.



#70 / T

Ja'Wuan James

HT: 6-6 / WT: 307

Born: June 3, 1992 / College: Tennessee '14

Acquired: D1, '14 / NFL Yr: 4th / Dolphins Yr: 4th

PRO CAREER

CAREER TRANSACTIONS: Originally a first-round selection (19th overall) of the Dolphins in the 2014 NFL draft.

2017 (Dolphins) – Started at right tackle at L.A. Chargers (9/17) ... Protected QB Jay Cutler, who complete 24-of-33 passes (72.7 pct.) for 230 yards and one touchdown ... Also blocked for RB Jay Ajayi, who rushed 28 times for 122 yards (4.4 avg.), snapping the Chargers' streak of 17 straight games without allowing a 100-yard rusher.

2016 (Dolphins) – Started all 16 games at right tackle ... Protected QB Ryan Tannehill, who prior to his Week 14 injury posted a 93.5 quarterback rating and 7.70 yards per attempt ... Part of an offensive line that helped RB Jay Ajayi eclipse the 1,000-yard rushing mark (1,272) for the first time in his career ... Ajayi's 1,272 rushing yards were the third-most in Dolphins history ... Protected QB Ryan Tannehill, who completed 25-of-39 passes (64.1 pct.) for 319 yards and three touchdowns vs. Cleveland (9/25) ... Helped QB Ryan Tannehill complete 24-of-32 throws (75.0 pct.), earning a 97.4 QB rating vs. Pittsburgh (10/15) ... Part of an o-line that did not allow a sack on the day ... Also blocked for RB Jay Ajayi who rushed for 204 yards, the sixth-most in a single game in team history ... Blocked for RB Jay Ajayi who rushed for a career-high 214 yards, the third most in a single game in franchise history in the 28-25 win vs. Buffalo (10/23) ... Protected QB Ryan Tannehill who completed 17-of-28 (60.7 pct.) passes for 149 yards and one touchdown in the 27-23 victory vs. N.Y. Jets (11/6) ... Also blocked for RB Jay Ajayi who carried the ball 24 times for 111 yards (4.6 avg.) and one touchdown ... This was the third consecutive game Ajayi topped the 100-yard rushing

mark ... Helped QB Ryan Tannehill complete 17-of-24 throws (70.1 pct.) for 240 yards and two touchdowns at San Diego (11/13) ... Tannehill posted a season-high 130.6 QB rating ... Played on an o-line that helped QB Ryan Tannehill complete 20-of-30 passes (66.7 pct.) for 285 yards and three touchdowns in the 31-24 victory vs. San Francisco ... Tannehill also earned a 130.6 QB rating, tying his season high ... Protected QB Ryan Tannehill who completed 15-of-20 (75.0 pct.) passes for 195 yards, three touchdowns and a 124.0 QB rating in the 26-23 win vs. Arizona (12/11) ... This marked Tannehill's third game of the season with three-plus touchdown passes ... Started and served as a game captain in the 34-13 victory at N.Y. Jets (12/17) ... Protected QB Matt Moore in his first start since 2011 ... Moore completed 12-of-18 (66.7 pct.) throws for 236 yards and a career-high four touchdowns ... Moore also earned a 126.2 QB rating, the fourth highest of his career ... Blocked for RB Jay Ajayi who rushed a career-high 32 times for 206 yards (6.4 avg.) and one touchdown in the 34-21 win at Buffalo (12/24) ... Also protected QB Matt Moore who completed 16-of-30 passes (53.3 pct.) for 233 yards and two touchdowns ... O-line did not allow a sack on the day ...

POSTSEASON: Started in the AFC Wild Card game at Pittsburgh (1/8/17).

2015 (Dolphins) – Played in and started seven games at right tackle ... Inactive for nine contests ... Started at right tackle in a 17-10 victory at Washington (9/13) ... Helped the offense reach 434 total yards, including 180 rushing yards in start at Tennessee (10/18) ... Helped lead the offense to 503 total yards in 44-26 victory vs. Houston (10/25) ... Opened lanes for running back Lamar Miller to gain 175 yards and one touchdown on 14 carries (12.5 avg.) and also the first back-to-back 100-plus rushing yard games of Miller's career ... Provided protection for quarterback Ryan Tannehill to have the first perfect passer rating (158.3) of his career and throw four touchdown passes ... Missed the remainder of the season due to injury.

2014 (Dolphins) – Started all 16 games as a rookie ... Started the first nine games at right tackle, before starting the final seven games at left tackle ... Named to NFL.com's Midseason All-Rookie Team ... Was part of an offensive line that produced 361 first downs for the season, tied for the second-most in a season in franchise history ... Helped running back Lamar Miller surpass the 1,000-yard rushing mark (1,099) for the first time in his career, and protected quarterback Ryan Tannehill on his way to throwing for 4,045 passing yards (most since Dan Marino's 4,453 in 1994) ... It marked the first time in franchise history that the team had a 1,000-yard rusher and 4,000-yard passer in a season ... Made his NFL debut in a starting role in the season opener vs. New England (9/7), and paved the way for 191 rushing yards, the fifth-most in a season opener in franchise history ... Blocked for an offense that averaged 7.05 yards per carry (20 rushes for 141 yards), tied for the 10th-highest single-game average in team history, vs. Kansas City (9/21) ... Helped the offense churn out 284 first half yards at Oakland in London (9/28), the most by Miami since Oct. 23, 2000, when the team gained 299 first half yards vs. N.Y. Jets ... Started in 37-0 shutout of San Diego (11/2) and helped the Dolphins offense amass 441 net yards, Tannehill achieve a 125.6 passer rating and throw three touchdown passes, all while giving up no sacks on the day ... Moved into the left tackle position at Detroit (11/9), after tackle Branden Albert left the game in the second quarter with an injury ... Made first career start at left tackle vs. Buffalo (11/13) ... Started at Denver (11/23), left in the first half with an injury and did not return ... Helped Miami's offense set a single-game franchise record with 36 first downs vs. Minnesota (12/21) ...

ROOKIE DOLPHINS LINEMEN: With his 16 starts in 2014, James became the eighth rookie offensive lineman in Dolphins history to start all 16 games in a season, joining tackle Jonathan Martin (2012), center Mike Pouncey (2011), left tackle Jake Long (2008), center Samson Satele (2007), left tackle Wade Smith (2003), right tackle Todd Wade (2000) and left tackle Richmond Webb (1990).

COLLEGE

Four-year starter (2010-13) at Tennessee ... Started all 49 games played in his career at right tackle ... His 49 starts were the most in school history by an offensive lineman ... Started 12 games as a senior in 2013 ... Received honorable mention All-American and second-team All-Southeastern Conference honors ... Named one of the team's four captains ... Recorded a blocking consistency grade of 87.3 percent, the third-highest in the conference ... Registered 89 knockdowns/key blocks, along with posting seven touchdown resulting blocks for the ground game ... Started all 12 games as a junior in 2012 ... Earned first-team All-SEC honors ... Registered a blocking consistency grade of 89.83 percent, the highest for any offensive lineman in the conference ... Allowed just one sack and four pressures on 477 passing plays ... Started all 12 games as a sophomore in 2011 ... Earned second-team All-SEC honors ... Made 11 touchdown resulting blocks ... Started all 13 games as a freshman in 2010 ... Named to the SEC's All-Freshman Team ... Majored in arts and sciences.

PERSONAL

Attended North Gwinnett High School in Suwanee, Georgia ... Averaged 12 knockdown blocks per game for a 12-1 team that won the Region 7-5A championship and advanced to the state quarterfinals as a senior ... Named after former Miami Heat player and current Heat assistant coach, Juwan Howard ... Participated in the Miami Dolphins "All-Community Team" program under the group name "Ja'Wuan's Zone Blockers" ... As part of the program, he purchased tickets, food vouchers, T-shirts and parking to each of the team's regular season home games and donated them to a charitable organization ... Participated in the Stephen Ross externship at Hard Rock Stadium during the 2017 offseason... Full name is Ja'Wuan Amir James ... First name is pronounced JUH-wan ... Born June 3, 1992 in Atlanta.

JA'WUAN JAMES' NFL REGULAR SEASON STATISTICS

GAMES/STARTS:	2014: 16/16, 2015: 7/7, 2016: 16/16, 2017: 1/1	NFL TOTALS: 40/40
----------------------	--	--------------------------

JA'WUAN JAMES' NFL PLAYOFF STATISTICS

GAMES/STARTS:	2016: 1/1	NFL TOTALS: 1/1
----------------------	-----------	------------------------

ADDITIONAL STATS

Miscellaneous Tackles: 1 in 2014, 1 in 2016 for total of 2.



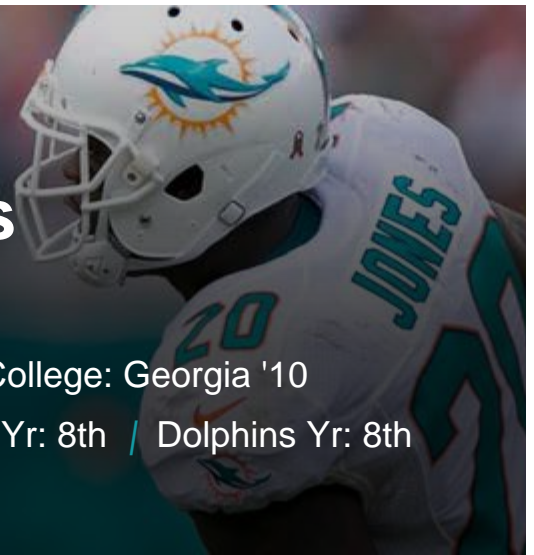
#20 / S

Reshad Jones

HT: 6'1" / WT: 223

Born: February 25, 1988 / College: Georgia '10

Acquired: D5B, 2010 / NFL Yr: 8th / Dolphins Yr: 8th



PRO CAREER

CAREER PRO BOWL SELECTIONS: 1 (2015)

CAREER TRANSACTIONS: Originally was a fifth-round selection (163rd overall) of the Dolphins in the 2010 NFL draft.

2017 (Dolphins) – Recorded six tackles (five solo) at L.A. Charges (9/17).

2016 (Dolphins) – Played in six games with six starts ... Missed 10 games after being placed on injured reserve on Oct. 19 ... Recorded 51 tackles (31 solo), 0.5 sacks, one interception and four passes defended ... Led the team with 12 tackles (six solo) and one pass defended at Seattle (9/11) ... Led the team with 10 tackles (nine solo), 0.5 sacks and one pass defended vs. Cleveland (9/25) ... Split a sack of QB Cody Kessler with DT Ndamukong Suh for a loss of 0.5 yards ... Led the team with nine tackles (five solo) and one pass defended at Cincinnati (9/29) ... Batted down an QB Andy Dalton pass at the line of scrimmage in the fourth quarter ... Totaled five tackles (four solo), one interception and one pass defended in the 30-15 victory vs. Pittsburgh (10/16) ... Intercepted a QB Ben Roethlisberger pass, returning it 17 yards ... Voted by teammates to serve as a season-long captain ...

HONORS: Named Ike Taylor's Defensive Back of the Week on NFL Now for Week 6 ...

SACKS: Had one half-sack during the 2016 season ... He has had at least a half-sack during each of his seven NFL seasons ... His total of nine career sacks is the second-most career sacks by a Dolphins defensive back in team history:

MOST CAREER SACKS BY A DOLPHINS DEFENSIVE BACK

RNK	PLAYER	YEARS	SACKS	RNK	PLAYER	YEARS	SACKS
1.	Yeremiah Bell	2004-11	11.0	5.	Jerry Wilson	1996-2000	5.5
2.	RESHAD JONES	2010-15	9.0	6.	Will Allen	2006-11	4.0
3.	Patrick Surtain	1998-2004	6.5		Calvin Jackson	1994-99	4.0
4.	Liffort Hobley	1987-1993	6.0		Nate Jones	2009-11	4.0

2015 (Dolphins) – Started all 16 games ... Registered 135 tackles (106 solo), two sacks, five interceptions for 104 yards, including two for touchdowns, 10 passes defended, two sacks and one fumble recovery ... First player in Dolphins history to record at least 100 tackles, four interceptions and two sacks in a season ... His five interceptions were the most by a Dolphins' safety since 2002 (Brock Marion) ... Made first start of the season in the 17-10 victory at Washington (9/13) and registered a game-high 12 tackles (seven solo) ... His 12 tackles in Week 1 also led all defensive backs in the NFL ... Named a captain and posted 11 tackles (eight solo) at Jacksonville (9/20) ... Along with linebacker Jelani Jenkins, recorded double-digit tackles for the second consecutive week, which marked the first time a Dolphins player has recorded double-digit tackles in the first two weeks of a season since Zach Thomas accomplished the feat in 2007 ... Registered a game-high 11 tackles (10 solo) vs N.Y. Jets (10/4) ... Recorded eight tackles (five solo) and returned an interception for a touchdown in win at Tennessee (10/18) ... His 30-yard interception return for a touchdown in the third quarter was the second score of his NFL career (10/6/13 vs. Baltimore) ... Totaled eight solo tackles and one interception for a touchdown vs. Houston (10/25), becoming the first player in Dolphins' history to record an interception for a touchdown in back-to-back games ... Racked up seven tackles (six solo) including one sack for a 12-yard loss at Buffalo (11/8) ... Totaled nine tackles (seven solo), including one sack for 1 yard, and one interception in the 20-19 victory at Philadelphia (11/15) ... Posted 10 tackles (seven solo) and one interception in the 15-13 victory vs. Baltimore (12/6) ... Recorded eight solo stops and one interception at San Diego (12/20) ...

PRO BOWL: Named to his first career Pro Bowl ... Extended Miami's streak to 18 consecutive seasons with a defensive player selected to the Pro Bowl ... Joined cornerback Brent Grimes on the roster and marked the first time since following the 2003 season (cornerback Patrick Surtain and safety Brock Marion) that the Dolphins have had two members of their secondary selected to the Pro Bowl in the same season ... Became the first Dolphins safety to be selected to the Pro Bowl since Yeremiah Bell was named to the game following the 2009 season ... Was the sixth safety in team history to earn Pro Bowl status, joining Jake Scott (1971-75), Dick Anderson (1972-74), Tim Foley (1979), Marion (2000, 2002-03) and Bell ...

HONORS: Named co-winner of the Dan Marino Most Valuable Player award along with wide receiver Jarvis Landry ... Jones became the first safety, and only the second defensive back, to win the MVP award in team history, joining cornerback Brent Grimes (2013) ...

TOP 100 PLAYERS: For the first time in his career, Jones landed a spot on the NFL Network's Top 100 list, based on a poll of players around the league ... He placed as the No. 64 player on the Top 100 list ...

TACKLES: Registered 135 tackles (106 solo), two sacks, five interceptions in 2015 ... Became the first player in Dolphins history to record at least 100 tackles, four interceptions and two sacks in a season ... Overall, his 135 tackles led all NFL defensive backs in 2015:

MOST TOTAL TACKLES AMONG NFL DEFENSIVE BACKS IN 2015

RNK	PLAYER	TEAM	TOTAL	SOLO	ASSISTS
1.	RESHAD JONES	MIAMI	135	106	29
2.	Corey Graham	Buffalo	122	91	31
3.	Mark Barron	St. Louis	113	76	37
	Barry Church	Dallas	113	75	38
5.	Deone Bucannon	Arizona	109	90	19

INTERCEPTIONS: Jones' five interceptions in 2015 were the most by a Dolphins safety since 2002 (Brock Marion) ... Had consecutive games with an interception return for a touchdown at Tennessee (10/18) and vs. Houston (10/25), becoming the first player in Dolphins history to record an interception for a touchdown in back-to-back games.

2014 (Dolphins) – Played and started in 12 games Finished with 79 tackles (70 solo), seven passes defended, three interceptions, one sack and one forced fumble ... Suspended for the first four games of the season ... Activated to Miami's active roster on Oct. 6 ... Made season debut vs. Green Bay (10/12) and led the team with nine solo tackles ... Led the team with seven tackles and added his first interception of the season, returning it for 50 yards in 27-14 win, at Chicago (10/19) ... The interception led to a 10-yard touchdown pass from QB Ryan Tannehill to WR Mike Wallace ... Had a team-high eight tackles and recorded a sack for an 8-yard loss at Jacksonville (10/26) ... Led the team in tackles (five solo) for the fourth straight week vs. San Diego (11/2), including one for a loss on an early fourth-and-1 attempt by the Chargers ... Added his second interception of the season in the second quarter and returned it 16 yards ... Recognized by Peter King of The Monday Morning Quarterback as his Defensive Player of the Week for his efforts vs. San Diego ... Had 10 tackles at the N.Y. Jets (12/1) and recorded his third interception of the season ... Made 10 tackles (eight solo) vs. Baltimore (12/7) ... Registered six total tackles at New England (12/14) ... Posted six tackles vs. Minnesota (12/21) ... Recorded seven tackles vs. N.Y. Jets (12/28).

2013 (Dolphins) - Started all 16 games ... Finished second on the Dolphins with 107 tackles (84 solo) and added four passes defended, 1.5 sacks and one interception which he returned 25 yards for a touchdown ... It marked his first season with 100-plus tackles ... Led the team in tackles three times and was second four times ... Had three games of double-figure tackles ... Tied for the team lead with six tackles at Cleveland (9/8) ... Had nine tackles including a 0.5 sacks at Indianapolis (9/15) ... Finished second on the team with seven tackles vs. Atlanta (9/22) ... Had three tackles and an interception, picking off a Joe Flacco pass and returning it 25 yards for his first-career touchdown vs. Baltimore (10/6) ... It was the first interception for a touchdown by a Dolphins safety since Brock Marion had a 100-yard return vs. Buffalo on Jan. 6, 2002 ... Led the Dolphins

with 10 tackles (nine solo), including a sack of Bills quarterback Thad Lewis for a nine-yard loss, vs. Buffalo (10/20) ... Led the team with 11 tackles vs. N.Y. Jets (12/29).

2012 (Dolphins) – Started all 16 games ... Finished fourth on the Dolphins with 95 tackles (74 solo) and added one sack and two fumble recoveries ... Led the team with four interceptions he returned 28 yards ... Led the Dolphins in tackles once and finished second on the team in tackles three times ... Had two games of double-figure tackles ... Registered three tackles and an interception, picking off a Carson Palmer pass and returning it 8 yards, vs. Oakland (9/18) ... Posted seven stops and an interception at Cincinnati (10/7), picking off an Andy Dalton pass with 1:30 left in the game at midfield to secure the Dolphins' 17-13 win ... Led team with 14 tackles and added a pass defensed and a forced fumble at Buffalo (11/15) ... Had 10 tackles, an interception and a 5-yard sack vs. New England (12/2) ... Involved in three takeaways with one interception and two fumble recoveries vs. Buffalo (12/23) ... His first fumble recovery came when he recovered a WR Steve Johnson fumble that resulted in a Dolphins touchdown ... His second fumble recovery came when he recovered a QB Ryan Fitzpatrick fumble that was caused by a sack by Cameron Wake, which resulted in a Dolphins field goal ... His interception came when he picked off a Fitzpatrick pass on the Dolphins 4-yard line with 1:20 left in the game to seal the Dolphins' 24-10 win.

2011 (Dolphins) – Played in 15 games with 12 starts ... Inactive for one game ... Recorded 62 tackles (45 solo), one interception, which he returned 1 yard, and had two sacks for 14 yards in losses ... Led the team in tackles one game and finished second twice ... Led the Dolphins with 12 tackles vs. New England (9/12) ... Finished tied for second with six tackles including one sack, tackling Texans QB Matt Schaub for a 10-yard loss, vs. Houston (9/18) ... Tied for second with four stops vs. Buffalo (11/20) ... Recorded three tackles including one sack, tackling Eagles QB Michael Vick for a 4-yard loss vs. Philadelphia (12/11) ... Had five tackles and one interception, picking off a Ryan Fitzpatrick pass and returning it 1 yard, at Buffalo (12/18).

2010 (Dolphins) – Played in 13 games with two starts at free safety ... Inactive for three games ... Finished with 14 tackles (11 solo), one sack, two passes defensed and an interception ... Also ranked No. 5 on the team with seven special teams tackles and added a fumble recovery ... Made his Dolphins and NFL debut in a reserve role at Buffalo (9/12) ... Had two tackles vs. Tennessee (11/14), including first career NFL sack, tackling QB Vince Young for a 10-yard loss ... Also had first career NFL interception, picking off Young in the end zone for a touchback with 3:28 left in the game to help seal the Dolphins' 29-17 win ... Made his first NFL start vs. Chicago (11/18) and had five tackles ... Had three special teams tackles and played a key coverage role in helping P Brandon Fields post a net average of 49.6 yards per attempt at N.Y. Jets (12/12), a major factor behind the Dolphins' 10-6 win.

COLLEGE

Three-year letterman (2007-09) and two-year starter at Georgia ... Played in 39 games with 27 starts (14 at strong safety, 13 at free safety) ... Recorded career totals of 206 tackles (129 solo), including 10 stops for losses ... Batted away 13 passes and intercepted 11 others for 174 yards (15.8 avg.) in returns ... Became the eighth player since statistics were kept in 1950 to lead the team in interceptions in consecutive seasons ... Started all 13 games at strong safety as a junior in 2009 ... Named as a second-team All-SEC selection ... Earned the team's Most Improved Player Award for defense ... Ranked No. 2 on the team with 73 tackles (44 solo), including 4.5 stops for losses, and added a forced fumble ... Totaled a team-high four interceptions for 89 yards in returns ... Also deflected seven passes, with three coming on third-down action ... Played in all 13 games with 12 starts as a sophomore in 2008 ... Named second-team Sophomore All-American and added second-team All-SEC honors ...

Recipient of the team's Most Improved Defensive Back Award ... Recorded a career-best 76 tackles (45 solo) that included 2.5 stops for loss ... Also recovered a fumble and deflected three passes ... Led the team and tied for fourth in the conference with five interceptions for 32 yards in returns ... Added 38 yards on a pair of punt returns ... Played in all 13 games with two starts as a redshirt freshman in 2007 ... Named the team's Most Improved Defensive Back ... Recorded 57 tackles (40 solo) with three stops for losses ... Had two interceptions for 53 yards in returns ... Also deflected three passes ... Redshirted as a freshman in 2006 ... Majored in housing.

PERSONAL

Attended Booker T. Washington High School in Atlanta ... Earned AAAA All-State and Defensive Player of the Year honors from the Atlanta Journal-Constitution and the Georgia Sports Writers Association as a senior ... Was the No. 1 rated safety in the country by Rivals ... Recorded 82 tackles and two interceptions on defense while scoring 15 touchdowns as a running back and wide receiver on offense ... Posted 71 tackles and 10 interceptions on defense as a junior ... Also lettered in track and basketball ... Participated in the three-day Miami Dolphins Stephen Ross externship in July 2016 in New York ... Took part in the Miami Dolphins Foundation Fishing Tournament and the Kids and Fins Publix Shopping Spree ... Part of the Dolphins All-Community team in which players purchase game tickets for local charities ... Donated money to help purchase toys and meals for the holidays ... Worked with local schools in team's laser tag, Dave & Buster's and go-karting events ... Lists Lil Wayne as his favorite recording artist ... Took part in the second annual Dolphins Cancer Challenge Celebrity Golf Tournament in April 2017 ... Full name is Reshad Monquez Jones ... Born February 25, 1988, in Atlanta.

RESHAD JONES' NFL REGULAR SEASON STATISTICS															
YEAR	TEAM	GP	GS	TOT	SOLO	ASST	SK	YDS	INT	YDS	LG	TD	PD	FF	FR
2010	MIAMI	13	2	14	11	3	1.0	10.0	1	0	0	0	2	0	1
2011	MIAMI	15	12	62	45	17	2.0	14.0	1	1	1	0	4	0	0
2012	MIAMI	16	16	94	73	21	1.0	5.0	4	28	15	0	9	2	2
2013	MIAMI	16	16	107	84	23	1.5	9.0	1	25	25t	1	4	0	0
2014	MIAMI	12	12	79	70	9	1.0	8.0	3	62	50	0	7	1	0
2015	MIAMI	16	16	135	106	29	2.0	13.0	5	104	42	2	10	0	1
2016	MIAMI	6	6	51	31	20	0.5	0.5	1	17	17	0	4	0	0
2017	MIAMI	1	1	6	5	1	0.0	0.0	0	0	0	0	0	0	0
TOTALS		95	81	548	425	123	9.0	59.5	16	237	50	3	40	3	4

ADDITIONAL STATS

Special Teams Tackles: 7 in 2010, 5 in 2011, 1 in 2014 for total of 13.

Punt Returns: 1 for 0 yards in 2012.

Kickoff Returns: 2 for 43 yards in 2015.

Defensive Touchdowns: 25-yard interception return vs. Baltimore (10/6/13); 30-yard interception return at Tennessee (10/18/15); 23-yard interception return vs. Houston (10/25); for total of 3.

SINGLE-GAME HIGHS		
Tackles:	14	at Buffalo, 11/15/12
	12	vs. New England, 9/12/11
	12	at Washington, 9/13/15
	12	at Seattle, 9/11/16
	11	3 times (last: vs. N.Y. Jets, 10/4/15)
Passes Defensed:	2	vs. Tennessee, 11/14/10
	2	at Chicago, 10/19/14
	2	vs. Buffalo, 11/13/14
	2	vs. Houston, 10/25/15
	1	32 times (last: vs. Pittsburgh, 10/16/16)



#14 / WR

Jarvis Landry

HT: 5-11 / WT: 208

Born: November 28, 1992 / College: LSU '14

Acquired: D2, '14 / NFL Yr: 4th / Dolphins Yr: 4th

PRO CAREER

CAREER PRO BOWL SELECTIONS: 2 (2015-16)

CAREER TRANSACTIONS: Originally a second-round draft selection (63rd overall) of the Dolphins in the 2014 NFL draft.

2017 (Dolphins) – Tied for ninth in the NFL in receptions (13) ... Tied for first in the NFL with six third down receptions ... Led the team with 13 receptions for 78 yards (6.0 avg.) at L.A. Chargers (9/17) ... Also rushed once for -7 yards (-7.0 avg.) ... His 13 receptions are tied for second-most in team history ... His eight catches in the first half were a career-high and a first half and tied for most by a Dolphins player in first half since 1991.

2016 (Dolphins) – Started all 16 games ... Recorded 94 receptions for 1,136 yards (12.1 avg.) and four touchdowns ... Rushed five times for 17 yards (3.4 avg.) ... Returned 16 punts for 163 yards (10.2 avg.) ... Tied for seventh in the NFL in receptions (94), 10th in receiving yards (1,136) and tied for seventh in receptions on third down (26) ... His 1,136 receiving yards were the eighth-best in Dolphins history ... Hauled in 10 receptions for 135 yards (13.7 avg.) at New England (9/18) ... Eclipsed the 2,000 career-receiving-yard benchmark ... Became the second-fastest player in team history to reach 2,000 career receiving yards (34 games) after WR Mark Duper did so in 28 games ... Recorded seven receptions for 120 yards (17.1 avg.) and one touchdown vs. Cleveland (9/25) ... His first receiving touchdown of the season came on a 42-yard throw from QB

Ryan Tannehill ... Posted back-to-back 100-yard receiving games for the first time in his career ... Tied a franchise record that he set in 2015 with 24 receptions through the first three games of the season ... Hauled in seven receptions for 91 yards (13.0 avg.) in the 30-15 win vs. Pittsburgh (10/16) ... Recovered an onside kick attempt by Pittsburgh with 1:02 remaining in the fourth quarter ... Caught five passes for 78 yards (15.6 avg.) in the 28-25 victory vs. Buffalo (10/23) ... Caught a pass from QB Ryan Tannehill for a successful two-point conversion attempt in the third quarter ... Recovered an onside kick attempt by Buffalo with 14 seconds remaining in the fourth quarter ... Recorded three receptions for 33 yards (11.0 avg.) in the 27-23 victory vs. N.Y. Jets (11/6) and eclipsed the 2,500 career receiving yards mark ... Recorded five receptions for 28 yards (5.6 avg.) and one touchdown in the 14-10 victory at Los Angeles (11/20) ... Caught a 10-yard touchdown pass with 4:02 remaining in the fourth quarter to give Miami its first score of the game ... Recorded his fifth-career regular season game with 10-plus catches, setting a Dolphins regular-season career record at Baltimore (12/4) ... Landry is the only player in franchise history to record three career regular season games with 11 or more catches ... Caught four passes for 103 yards (25.8 avg.) in the 26-23 win vs. Arizona (12/11) ... Posted a season-high 71-yard catch in the third quarter, placing the offense at Arizona's 3-yard line ... Recorded three receptions for 108 yards (36.0 avg.) and one touchdown in the 34-13 victory at N.Y. Jets (12/17) ... Hauled in a 66-yard catch-and-run touchdown from QB Matt Moore, extending Miami's lead 34-10 in the third quarter ... The touchdown catch pushed him over the 1,000-yard receiving mark for the second consecutive year ... This was also Landry's second consecutive 100-yard performance, fourth 100-yard game of the season and the seventh of his career ...

POSTSEASON: Led the team with 11 receptions for 102 yards (9.3 avg.) in the AFC Wild Card game at Pittsburgh (1/8/17) ... Tied the Dolphins record for most receptions in a playoff game ... Posted the 13th 100-yard receiving performance in team postseason history ...

PRO BOWL: Named to the AFC Pro Bowl roster, replacing Bengals WR A.J. Green ... Started at wide receiver, but did not record any statistics ...

HONORS: Ranked No. 42 overall on the NFL Network's "The Top 100 Players of 2017" as voted on by the players ...

AMONG ALL-TIME SINGLE-SEASON DOLPHINS RECEIVERS: Landry's 110 receptions in 2015 set the team record for most receptions in a season ... He totaled 94 receptions in 2016 and 84 receptions as a rookie, giving him three of the top-six single-season reception totals in franchise history, including the top two:

MOST SINGLE-SEASON RECEPTIONS IN DOLPHINS HISTORY

RNK	PLAYER	YEAR	REC.	RNK	PLAYER	YEAR	REC.
1.	JARVIS LANDRY	2015	110	7.	Chris Chambers	2005	82
2.	JARVIS LANDRY	2016	94	8.	Brandon Marshall	2011	81
3.	O.J. McDuffie	1998	90	9.	Davone Bess	2010	79
4.	Mark Clayton	1988	86	10.	O.J. McDuffie	1997	76
	Brandon Marshall	2010	86		Davone Bess	2009	76

6.	JARVIS LANDRY	2014	84	Brian Hartline	2013	76
----	---------------	------	----	----------------	------	----

BACK-TO-BACK 1,000-YARD SEASONS: Landry became the sixth Dolphins player to ever post consecutive 1,000-yard receiving seasons with 1,157 yards in 2015 and 1,136 yards in 2016 ... Other Dolphins receivers to accomplish the feat include Mark Clayton, Mark Duper, Irving Fryar, Brian Hartline and Brandon Marshall ... Landry was the first Dolphins player to top 1,000 receiving yards in back-to-back seasons since Brian Hartline did so in 2012 and 2013 ...

AMONG ALL-TIME DOLPHINS RECEIVERS BY MONTH: Landry had three of the most productive single months in Dolphins history ... His 35 receptions in December of 2014 were the second-most by a Dolphins receiver in any month in franchise history and the most by a player in a December ... His 34 receptions in November of 2015 are the third-most receptions by a Dolphins player in any month and the second-most by a player in a November ... He holds the team record for most catches in a September with 31 in 2016, which is tied for fifth-most of any month in Dolphins history:

MOST RECEPTIONS BY A DOLPHINS PLAYER IN A MONTH

RNK	PLAYER	MONTH	YEAR	RECEPTIONS
1.	O.J. McDuffie	November	1998	36
2.	JARVIS LANDRY	DECEMBER	2014	35
3.	JARVIS LANDRY	NOVEMBER	2015	34
4.	Chris Chambers	December	2005	32
5.	Terry Kirby	December	1993	31
	JARVIS LANDRY	SEPTEMBER	2016	31

DOUBLE-DIGIT CATCH GAMES: Landry recorded two games during the 2016 season with 10-plus catches, including 10 receptions at New England (9/18) and 11 receptions at Baltimore (12/4) ... He has three career regular season games with 11-plus receptions and is the only player in franchise history to record multiple regular season games with at least 11 catches ...

FIRST THREE NFL SEASONS: Landry recorded 288 receptions in his first three NFL seasons, which ties him with his college teammate, N.Y. Giants WR Odell Beckham Jr., for the most all-time receptions in the first three seasons of an NFL career:

MOST RECEPTIONS BY AN NFL PLAYER IN FIRST THREE SEASONS

RNK	PLAYER	TEAM	FIRST YEAR	SECOND YEAR	THIRD YEAR	TOTAL
1.	JARVIS LANDRY	MIAMI	84 (2014)	110 (2015)	94 (2016)	288

	Odell Beckham Jr.	N.Y. Giants	91 (2014)	96 (2015)	101 (2016)	288
3.	A.J. Green	Cincinnati	65 (2011)	97 (2012)	98 (2013)	260
4.	Anquan Boldin	Arizona	101 (2003)	56 (2004)	102 (2005)	259
5.	DeAndre Hopkins	Houston	52 (2013)	76 (2014)	111 (2015)	239

HIGHEST PERCENTAGE OF TARGETS CAUGHT: Landry has caught 288 of the 409 passes thrown his way during his first three NFL seasons ... His percentage of targets caught is 70.4, which is the third-highest in the NFL among active wide receivers with a minimum of 200 targets since the start of 2014:

HIGHEST PERCENTAGE OF TARGETS CAUGHT FROM 2014-16

RNK	PLAYER	TEAM	TARGETS	RECEPTIONS	PERCENTAGE
1.	Cole Beasley	Dallas	222	164	73.9%
2.	Doug Baldwin	Seattle	326	238	73.0%
3.	JARVIS LANDRY	MIAMI	409	288	70.4%
4.	Antonio Brown	Pittsburgh	528	371	70.3%
5.	Larry Fitzgerald	Arizona	399	279	69.9%

MOST RECEPTIONS IN A POSTSEASON GAME: Landry caught 11 passes in Miami's AFC Wild Card game at Pittsburgh (1/8/17), tying the team's single-game postseason record set by WR O.J. McDuffie on Dec. 30, 1995 at Buffalo:

MOST RECEPTIONS IN A POSTSEASON GAME, DOLPHINS HISTORY

RNK	PLAYER	DATE	OPPONENT	RECEPTIONS	YARDS	AVERAGE	TDS
1.	JARVIS LANDRY	1/8/17	AT PITTSBURGH	11	102	9.3	0
	O.J. McDuffie	12/30/95	at Buffalo	11	154	14.0	1
3.	Tony Nathan	1/20/85	at San Francisco*	10	83	8.3	0
	Tony Nathan	1/4/86	vs. Cleveland	10	101	10.1	0
5.	Mark Duper	12/31/83	vs. Seattle	9	117	13.0	1
	O.J. McDuffie	1/9/99	at Denver	9	118	13.1	0

Tony Nathan	1/2/82	vs. San Diego	9	114	12.7	1
* Super Bowl						

THIRD DOWN RECEPTIONS: Landry caught 26 passes for 335 yards (12.9 avg.) on third downs ... The 26 receptions were tied for seventh and the 335 yards ranked No. 9 in the NFL in 2016 ...

1,000-YARD DUOS: With 1,136 receiving yards, Landry joined RB Jay Ajayi as just the second Dolphins duo to post 1,000 yards rushing and receiving ... Ajayi rushed for 1,272 yards ... The only other time the Dolphins had a 1,000-yard duo was in 2011 when RB Reggie Bush rushed for 1,086 yards and WR Brandon Marshall posted 1,124 receiving yards.

2015 (Dolphins) – Played in all 16 games with 14 starts ... Recorded 110 receptions for 1,157 yards (10.5 avg.) with four touchdowns ... Added 18 rushes for 113 yards (6.3 avg.) with one touchdown ... Returned 36 punts with 16 fair catches for 356 yards (9.9 avg.) with one touchdown and a long of 69 yards ... Added 13 kickoff returns for 321 yards (24.7 avg.) with a long of 50 yards ... Ranked No. 4 in the NFL in receptions and No. 5 in yards after catch (583) ... His punt return yards were fourth-best in the league ... Started at wide receiver and led the team in catches with eight for 53 yards (6.6 avg.) in a win at Washington (9/13) ... Named AFC Special Teams Player of the Week after returning a punt for 69 yards and the go-ahead touchdown ... First Dolphins punt return for a touchdown since 2012 (Marcus Thigpen at Houston) ... Marked the third punt return for a touchdown in a Dolphins season opener (Marcus Thigpen at Houston in 2012 and Tom Vigorito at N.Y. Jets in 1982) ... Totaled eight receptions for 110 yards (13.8 avg.) and one rush for 6 yards at Jacksonville (9/20) ... Topped the 100-catch mark in his 18th career game, becoming the fastest player in Dolphins history to reach 100 career receptions (previous record was 26 games by Davone Bess and Troy Stradford) ... Caught eight passes for 67 yards (8.4 avg.) vs. Buffalo (9/27) ... Set a franchise record with 24 receptions through the first three games of the season ... Reeled in three passes for 42 yards (14.0 avg.) and rushed twice for 24 yards (12.0 avg.) and one touchdown in a start at Tennessee (10/18) ... Scored the first rushing touchdown of his NFL career on a 22-yard run in the first quarter ... Became the first Dolphins wide receiver to score a rushing touchdown since Brian Hartline scored on a 16-yard run against Pittsburgh in 2010 ... Registered five receptions for 83 yards (16.6 avg.) and two touchdowns in start vs. Houston (10/25) ... His 50-yard touchdown reception was his longest reception of the season ... Set season highs in both receptions and yards with 13 catches for 165 yards (12.7 avg.) and one touchdown at N.Y. Jets (11/29) ... His third reception of the game was his 150th career reception in just his 27th career game ... Became the fastest player to top 150 receptions in Dolphins history ... Caught 11 passes for 99 yards (9.0 avg.) vs. N.Y. Giants (12/14) ... Totaled eight receptions for 54 yards (6.8 avg.) at San Diego (12/20) ... During the game, he set a new Dolphins single-season record for receptions as he passed O.J. McDuffie, who caught 90 passes in 1998 ... Recorded seven receptions for 111 yards (15.9 avg.) in a start vs. Indianapolis (12/27) ... With his 15-yard reception in the fourth quarter, he recorded his 100th catch of the year and he became the first player in team history to record 100-plus receptions in a season ... Finished the game sitting at 1,085 receiving yards for the season, becoming the eighth receiver (19th time overall) in team history to surpass 1,000 yards ... Finished the season with 110 receptions, which set a team record for most receptions in a season ... With 84 receptions in 2014 and 110 receptions in 2015, he has 194 receptions in his first two NFL seasons, which is the most in NFL history ... His total of 1,947 combined yards ranked No. 5 in club annals ...

PRO BOWL: Named to his first career Pro Bowl ... Became the eighth wide receiver in team history to be selected to the Pro Bowl and first since Brandon Marshall in 2011 ... Joined Mark Duper (1983) and Mark Clayton (1984) as the only wide receivers in team history to earn a spot on the Pro Bowl roster following his second NFL season ...

PLAYER OF THE WEEK: Named AFC Special Teams Player of the Week after returning a punt for 69 yards for the go-ahead touchdown in the season-opening win at Washington (9/13) ... It was the second time in Landry's career he was recognized for his special teams work as he was named AFC Special Teams Player of the Month for October 2014 ... It marked the first time a Dolphins player had been named AFC Special Teams Player of the Week since Week 8 of the 2012 season when Olivier Vernon was recognized for a performance against the N.Y. Jets ... The last Dolphins returner to win AFC Special Teams Player of the Week honors was Ted Ginn Jr., who won the award in 2009 after returning two kickoffs for a touchdown in a victory at the N.Y. Jets ...

NFL TOP 100 PLAYERS: Landry was ranked as the No. 98 player on the NFL Network's list of the Top 100 for 2016, an annual list which is based on a poll of players around the NFL ... **HONORS:** Named co-winner of the Dan Marino Most Valuable Player award along with S Reshad Jones ... It marked only the fifth time in team history a wide receiver has won the MVP award, as Landry joined Paul Warfield (1970), O.J. McDuffie (1997-98), and Chris Chambers (2005) ...

DOLPHINS RUSHING LEADERS AMONG RECEIVERS: Landry had one of the most productive rushing seasons by a Dolphins receiver in franchise history in 2015 ... Overall, he recorded 18 carries for 113 yards (6.3 avg.) and a touchdown in 2015 ... His 18 rushing attempts are the most by a Dolphins receiver in a season, breaking the previous record of 14 attempts by Nat Moore in 1977 ... His 113 rushing yards on the season is the second-highest single-season total by a Dolphins wide receiver, surpassed only by the 115 rushing yards produced by Paul Warfield in 1971 ... When Landry rushed twice for 24 yards (12.0 avg.) and one touchdown at Tennessee (10/18), he scored the first rushing touchdown of his NFL career on a 22-yard run in the first quarter and became the first Dolphins wide receiver to score a rushing touchdown since Brian Hartline scored on a 16-yard run against Pittsburgh in 2010 ...

FIRST TWO NFL SEASONS: Landry recorded 194 receptions over the course of his first two seasons, which is the most in NFL history by a player in his first two NFL seasons:

MOST RECEPTIONS BY AN NFL PLAYER IN FIRST TWO SEASONS

RNK	PLAYER	TEAM	FIRST YEAR	SECOND YEAR	TOTAL
1.	JARVIS LANDRY	MIAMI	84 (2014)	110 (2015)	194
2.	Odell Beckham Jr.	N.Y. Giants	91 (2014)	96 (2015)	187
3.	Marques Colston	New Orleans	70 (2006)	98 (2007)	168
4.	A.J. Green	Cincinnati	65 (2011)	97 (2012)	162
5.	Reggie Bush	New Orleans	88 (2006)	73 (2007)	161
	Larry Fitzgerald	Arizona	58 (2004)	103 (2005)	161

AMONG SECOND-YEAR NFL RECEIVERS: Landry's 110 catches in 2015 were the second-most receptions by a second-year player, behind only WR Isaac Bruce, who recorded 119 receptions in 1995 as a member of the St. Louis Rams:

MOST RECEPTIONS BY NFL PLAYERS IN SECOND SEASON

RNK	PLAYER	TEAM	YEAR	RECEPTIONS
1.	Isaac Bruce	St. Louis	1995	119
2.	JARVIS LANDRY	MIAMI	2015	110
3.	Larry Fitzgerald	Arizona	2005	103
4.	Brandon Marshall	Denver	2007	102
5.	Marques Colston	New Orleans	2007	98
6.	A.J. Green	Cincinnati	2012	97
7.	Odell Beckham Jr.	N.Y. Giants	2015	96
8.	Kendall Wright	Tennessee	2013	94
9.	Lionel Taylor	Denver	1960	92
10.	Sterling Sharpe	Green Bay	1989	90

2014 (Dolphins) – Played in all 16 games with 11 starts as a rookie ... Recorded 84 receptions for 758 yards (9.0 avg.) with five touchdowns ... Added two rushes for -4 yards (-2.0 avg.) ... Returned 25 punts for 204 yards (8.2 avg.) with a long of 32 yards ... Added 34 kickoff returns for 954 yards (28.1 avg.) with a long of 74 yards ... He ranked No. 4 in the NFL in average kickoff return average ... Played in his first career game vs. New England (9/7) and returned two kickoffs for 56 yards (29.0 avg.) and three punts for 24 yards (8.0 avg.) ... Caught his first career pass at Buffalo (9/14) and finished the game with five receptions for 49 yards (9.8 avg.) ... Had a 74-yard kickoff return in the third quarter vs. Kansas City (9/21) and finished the day with 174 kickoff yards on five returns (34.8 avg.), the ninth-most kick return yards for a rookie in a single game in Dolphins history ... Also caught three passes for 24 yards (8.0 avg.) ... Ranked No. 2 on the team with four receptions for 38 yards (9.5 avg.) at Oakland in London (9/28) ... Made first career start at wide receiver vs. Green Bay (10/12) and recorded six receptions for 75 yards and caught his first touchdown pass, 11 yards from QB Ryan Tannehill on the opening drive of the second half ... Added two returns for 91 yards (45.5 avg.), including a 54-yarder ... Recorded four receptions for 46 yards (11.5 avg.) at Chicago (10/19) ... Returned one kickoff for 32 yards at Jacksonville (10/26) and added three receptions for 23 yards (7.7 avg.) ... Recorded a 14-yard touchdown reception in the third quarter vs. the Chargers (11/2) ... Posted seven receptions for 53 yards (7.6 avg.) at Detroit (11/9) and added two kickoff returns for 77 yards (38.5 avg.) ... Recorded his third touchdown of the season on an 8-yard reception in the fourth quarter vs. Buffalo (11/13) ... Recorded seven receptions for 50 yards (7.1 avg.) and two touchdowns at Denver (11/23) ... His two touchdown receptions were the most by a Dolphins rookie since WR Chris Chambers recorded two touchdown receptions on Dec. 10, 2001 ... Caught a season-high eight passes for 68 yards (8.5 avg.) at N.Y. Jets (12/1) ... Recorded six receptions for 55 yards vs. Baltimore (12/7) ... Had a season-high 99 yards on eight receptions at New England (12/14) ... Posted eight receptions for 31 yards vs. Minnesota (12/21) ... Closed season with five catches for 55 yards vs. N.Y. Jets (12/28) ...

AMONG ALL-TIME DOLPHINS RECEIVERS: After being inserted into the starting lineup in Week 6 vs. Green Bay (10/12), Landry caught at least five passes in 12 of the final 14 games of the season ... Further, he recorded five-or-more receptions in each of the last nine games of the season to set a new franchise single-season record for consecutive games with five-or-more receptions, surpassing O.J. McDuffie's eight-straight games in 1998 ... Extended the streak to 12 games by catching five-plus passes in the first three contests of the 2016 season ...

AMONG ALL-TIME DOLPHINS ROOKIES: Landry's 84 receptions were the most on the team and set a Dolphins rookie record, while his five receiving touchdowns were tied for second-most by a rookie in a single season in franchise history:

MIAMI DOLPHINS ROOKIE RECEIVING LEADERS							
RECEPTIONS				RECEIVING TOUCHDOWNS			
Rnk	Player	Year	NO.	Rnk	Player	Year	No.
1.	JARVIS LANDRY	2014	84	1.	Chris Chambers	2001	7
2.	Terry Kirby (RB)	1993	75	2.	JARVIS LANDRY	2014	5
3.	Jack Clancy	1967	67		Andre Brown	1989	5
4.	Davone Bess	2008	54	4.	Randy McMichael	2002	4
5.	Troy Stradford (RB)	1987	48	5.	Six players		3
	Chris Chambers	2001	48				

Over the course of the season, Landry recorded 758 receiving yards, 1,158 combined return yards and -4 rushing yards ... His 1,912 all-purpose yards were the second-most among all Dolphins rookies in a season:

MOST ALL-PURPOSE YARDS BY A DOLPHINS ROOKIE						
RNK	PLAYER	YEAR	RUSH	REC	RET	ALL-PURPOSE
1.	Ted Ginn Jr.	2007	3	420	1,663	2,086
2.	JARVIS LANDRY	2014	-4	758	1,158	1,912
3.	Wes Welker	2004	0	0	1,777	1,777

AMONG ALL-TIME NFL ROOKIES: Landry's 84 receptions in 2014 are the seventh-most for a rookie in NFL history and were sixth-most at the time:

ALL-TIME NFL ROOKIE RECEIVER RECEPTION LEADERS

RNK	PLAYER	TEAM	YEAR	RECEPTIONS
1.	Anquan Boldin	Arizona	2003	101
2.	Michael Thomas	New Orleans	2016	92
3.	Odell Beckham	N.Y. Giants	2014	91
	Eddie Royal	Denver	2008	91
5.	Terry Glenn	New England	1996	90
6.	Reggie Bush (RB)	New Orleans	2006	88
7.	JARVIS LANDRY	MIAMI	2014	84
8.	Earl Cooper	San Francisco	1980	83
9.	Keith Jackson	Philadelphia	1988	81
10.	Michael Clayton	Tampa Bay	2004	80

In addition, Landry's 84 receptions was the second-most receptions by a NFL rookie in 2014:

2014 NFL ROOKIE RECEPTION LEADERS

RNK	PLAYER	TEAM	GAMES	REC	YDS	TD
1.	Odell Beckham	N.Y. Giants	12	91	1,305	12
2.	JARVIS LANDRY	MIAMI	16	84	758	5
3.	Kelvin Benjamin	Carolina	16	73	1,008	9
4.	Mike Evans	Tampa Bay	15	68	1,051	12
5.	Jordan Matthews	Philadelphia	16	67	872	8

HIGHEST PERCENTAGE OF TARGETS CAUGHT: Landry caught 84 of the 112 passes thrown his way in 2014 ... His percentage of targets caught was 75.0, the second-highest percentage in the NFL in 2014 among wide receivers with a minimum of 50 receptions:

HIGHEST PERCENTAGE OF TARGETS CAUGHT (2014)

RNK	PLAYER	TEAM	TARGETS	RECEPTIONS	PERCENTAGE
1.	Kenny Stills	New Orleans	83	63	75.9%
2.	JARVIS LANDRY	MIAMI	112	84	75.0%
3.	Randall Cobb	Green Bay	127	91	71.7%
4.	Emmanuel Sanders	Denver	141	101	71.6%
5.	Antonio Brown	Pittsburgh	181	129	71.3%

SPECIAL TEAMS PLAYER OF THE MONTH: Landry was named AFC Special Teams Player of the Month for October ... He returned five kickoffs for 178 yards (35.6), with a long of 54 yards ... The 35.6 average kickoff return was second-highest in the NFL in October and is the highest October average in franchise history ... He was the first Miami special teams player to be honored with the monthly award since kicker Dan Carpenter was recognized for his accomplishments during the month of October in 2010.

COLLEGE

Three-year letterman (2011-13) and one-year starter at Louisiana State ... Played in 40 career games with 12 starts ... Finished with career totals of 137 receptions for 1,809 yards (13.2 average) and 15 touchdowns ... Added 87 yards on five kickoff returns and 38 yards on three punt returns ... Registered 21 tackles (10 solo) and a pair of fumble recoveries on special teams ... Played in 13 games with 10 starts as a junior in 2013 ... Named second-team All-Southeastern Conference as a junior in 2013 ... Named the recipient of the 2013 Charles McClendon Award, which goes to the school's most valuable player ... Served as team captain ... Recorded 77 receptions for 1,193 yards (15.5 avg.) with 10 touchdowns ... Had five 100-yard games ... Led the team while ranking No. 3 in the league and No. 18 in the nation in yards receiving ... Paced the Tigers with 77 catches, the third-best season total in school history ... His 10 touchdowns, ranked No. 3 in the SEC and No. 22 in the nation ... Played in 13 games with one start as a sophomore in 2012 ... Led team with 56 receptions for 573 yards (10.2 avg.) and five touchdowns ... Posted a team-high nine special team tackles and also recovered a pair of fumbles ... Added 76 yards on four kickoff returns and 7 yards on a punt return ... Played in 14 games with one start as a freshman in 2011 ... Recorded four receptions for 43 yards (10.8 avg.) ... Returned a punt 31 yards, had an 11-yard kickoff return and led the special teams units with 11 tackles (five solo) ... Majored in sports administration.

PERSONAL

Attended Lutchter (La.) High School ... Ranked as the nation's top wide receiver by MaxPreps.com and the fourth-best receiver by Rivals.com and Scout.com as a senior ... Named team's most valuable player in the 2011 Under Armour All-America Game after catching eight passes for 70 yards and a touchdown ... Registered 51 catches for 716 yards (14.0 avg.) and 11 TDs as a senior ... Recorded 62 receptions for 1,158 yards (18.7 avg.) and 13 touchdowns as a junior ... Brother, Gerard, played football at Southern University ... Cousin of NFL defensive tackle Glenn Dorsey, who starred at LSU (2004-07) ... Hosted "Jarvis Landry's Hometown GiveBack" at his alma mater, Lutchter High School, in Baton Rouge during the 2015-16 offseason ... In 2015, the event was for 50 disadvantaged kids and supplied each participant with school supplies for the upcoming school year ... In 2016, the event hosted 100 boys from the St. James Parish area and Landry announced the formation of his Building Winners

Academic Scholarship, granted annually to one graduating senior at Latcher High School ... Hosted a youth football camp at Archbishop McCarthy High School in Southwest Ranches, Florida in 2016-17 invited a Make-A-Wish child to the camp ... Promoted financial literacy in partnership with Bank United 4 Downs for Finance program throughout the 2015-16 seasons ... Participated in the NFL UK Live Tour in April 2017 ... Has a daughter, Joy ... Full name is Jarvis Charles Landry ... Born Nov. 28, 1992 in Convent, Louisiana.

JARVIS LANDRY'S NFL REGULAR SEASON STATISTICS

YEAR	TEAM	RECEIVING							RUSHING				
		GP	GS	REC	YDS	AVG	LG	TD	ATT	YDS	AVG	LG	TD
2014	MIAMI	16	11	84	758	9.0	25	5	2	-4	-2.0	4	0
2015	MIAMI	16	14	110	1157	10.5	50t	4	18	113	6.3	22t	1
2016	MIAMI	16	16	94	1136	12.1	71	4	5	17	3.4	13	0
2017	MIAMI	1	1	13	78	6.0	18	0	1	-7	-7.0	-7	0
NFL TOTALS		49	42	301	3129	10.4	71	13	26	119	4.6	22t	1

JARVIS LANDRY'S NFL REGULAR SEASON RETURNING STATISTICS

YEAR	TEAM	KICKOFF RETURN					PUNT RETURN					
		KR	YDS	AVG	LG	TD	PR	FC	YDS	AVG	LG	TD
2014	MIAMI	34	954	28.1	74	0	25	19	204	8.2	32	0
2015	MIAMI	13	321	24.7	50	0	36	16	356	9.9	69t	1
2016	MIAMI	0	0	0.0	-	0	16	15	163	10.2	20	0
NFL TOTALS		47	1275	27.1	74	0	77	50	723	9.4	69t	1

JARVIS LANDRY'S NFL PLAYOFF STATISTICS

YEAR	TEAM	RECEIVING							RUSHING				
		GP	GS	REC	YDS	AVG	LG	TD	ATT	YDS	AVG	LG	TD
2016	MIAMI	1	1	11	102	9.3	17	0	0	0	0.0	0	0
NFL TOTALS		1	1	11	102	9.3	17	0	0	0	0.0	0	0

JARVIS LANDRY'S NFL PLAYOFF RETURNING STATISTICS

YEAR	TEAM	KICKOFF RETURN						PUNT RETURN				
		KR	YDS	AVG	LG	TD	PR	FC	YDS	AVG	LG	TD
2016	MIAMI	0	0	0.0	-	0	1	0	9	9.0	9	0
NFL TOTALS		0	0	0.0	-	0	1	0	9	9.0	9	0

ADDITIONAL STATS

Passing: 1-of-1 for 9 yards in 2015, 0-of-1 for 0 yards in 2016 for total of 1-of-2 for 9 yards.

Special Teams Tackles: 1 in 2014, 1 in 2016 for total of 2.

Special Teams Fumble Recoveries: 2 in 2014.

Miscellaneous Tackles: 1 in 2014, 2 in 2016 for total of 3.

100-YARD RECEIVING GAMES (7)							
DATE	OPPONENT	REC	YDS	AVG	LG	TD	
9/20/15	at Jacksonville	8	110	13.8	36	0	
11/29/15	at N.Y. Jets	13	165	12.7	40	1	
12/27/15	vs. Indianapolis	7	111	15.9	26	0	
9/18/16	at New England	10	135	13.5	33	0	
9/25/16	vs. Cleveland	7	120	17.1	42t	1	
12/11/16	vs. Arizona	4	103	25.8	71	0	
12/17/16	at N.Y. Jets	3	108	36.0	66t	1	

SINGLE-GAME HIGHS		
Receptions:	13	at N.Y. Jets, 11/29/15
	13	at L.A. Chargers, 9/17/17
	11	vs. N.Y. Giants, 12/14/15
	11	at Baltimore, 12/4/16

	11	at Pittsburgh, 1/8/17*
Receiving Yards:	165	at N.Y. Jets, 11/29/15
	135	at New England, 9/18/16
	120	vs. Cleveland, 9/25/16
	111	vs. Indianapolis, 12/27/15
	110	at Jacksonville, 9/20/15
Longest Receptions:	71	vs. Arizona, 12/11/16
	66t	at N.Y. Jets, 12/17/16
	50t	vs. Houston, 10/25/15
	47	vs. Dallas, 11/22/15
	42t	vs. Cleveland, 9/25/16
TD Receptions:	2	at Denver, 11/23/14
	2	vs. Houston, 10/25/15
	1	9 times (last: vs. New England, 1/1/17)
Rushes:	5	at Buffalo, 11/8/15
	2	vs. N.Y. Jets, 10/4/15
	2	at Tennessee, 10/18/15
	2	vs. New England, 1/3/16
	2	vs. Cleveland, 9/25/16
Rushing Yards:	29	vs. N.Y. Jets, 10/4/15
	24	at Tennessee, 10/18/15
	20	at Buffalo, 11/8/15
	16	vs. Cleveland, 9/25/16

	14	at Washington, 9/13/15
Longest Rushes:	22t	at Tennessee, 10/18/15
	15	vs. N.Y. Jets, 10/4/15
	14	at Washington, 9/13/15
	14	vs. N.Y. Jets, 10/4/15
	13	vs. Cleveland, 9/25/16
* Playoff game		

2017 GAME-BY-GAME STATISTICS

DATE	OPPONENT	P/S	REC	YDS	AVG	LG	TD
09/17	at L.A. Chargers	1/1	13	78	6.0	18	0
TOTALS		1/1	13	78	6.0	18	0

2016 GAME-BY-GAME STATISTICS

DATE	OPPONENT	P/S	REC	YDS	AVG	LG	TD
09/11	at Seattle	1/1	7	59	8.4	28	0
09/18	at New England	1/1	10	135	13.5	33	0
09/25	CLEVELAND	1/1	7	120	17.1	42t	1
09/29	at Cincinnati	1/1	7	61	8.7	24	0
10/09	TENNESSEE	1/1	3	28	9.3	11	0
10/16	PITTSBURGH	1/1	7	91	13.0	39	0
10/23	BUFFALO	1/1	5	78	15.6	26	0
11/06	N.Y. JETS	1/1	3	33	11.0	14	0
11/13	at San Diego	1/1	6	53	8.8	25	0
11/20	at L.A. Rams	1/1	5	28	5.6	12	1
11/27	SAN FRANCISCO	1/1	4	47	11.8	17	0

12/04	at Baltimore	1/1	11	87	7.9	26	0
12/11	ARIZONA	1/1	4	103	25.8	71	0
12/17	at N.Y. Jets	1/1	3	108	36.0	66t	1
12/24	at Buffalo	1/1	3	29	9.7	15	0
01/01	NEW ENGLAND	1/1	9	76	8.4	14	1
TOTALS		16/16	94	1136	12.1	71	4

2015 GAME-BY-GAME STATISTICS

DATE	OPPONENT	P/S	REC	YDS	AVG	LG	TD
09/13	at Washington	1/1	8	53	6.6	20	0
09/20	at Jacksonville	1/1	8	110	13.8	36	0
09/27	BUFFALO	1/1	8	67	8.4	13	0
10/04	N.Y. JETS	1/1	4	40	10.0	20	0
10/18	at Tennessee	1/1	3	42	14.0	19	0
10/25	HOUSTON	1/1	5	83	16.6	50t	2
10/29	at New England	1/1	6	71	11.8	18	0
11/08	at Buffalo	1/1	10	67	6.7	24	0
11/15	at Philadelphia	1/1	7	52	7.4	18	1
11/22	DALLAS	1/0	4	66	16.5	47	0
11/29	at N.Y. Jets	1/1	13	165	12.7	40	1
12/06	BALTIMORE	1/1	2	5	2.5	6	0
12/14	N.Y. GIANTS	1/1	11	99	9.0	25	0
12/20	at San Diego	1/0	8	54	6.8	14	0
12/27	INDIANAPOLIS	1/1	7	111	15.9	26	0

01/03	NEW ENGLAND	1/1	6	72	12.0	19	0
TOTALS		16/14	110	1157	10.5	50t	4

2014 GAME-BY-GAME STATISTICS

DATE	OPPONENT	P/S	REC	YDS	AVG	LG	TD
09/07	NEW ENGLAND	1/0	0	0	0.0	-	0
09/14	at Buffalo	1/0	5	49	9.8	16	0
09/21	KANSAS CITY	1/0	3	24	8.0	16	0
09/28	at Oakland	1/0	4	38	9.5	18	0
10/12	GREEN BAY	1/1	6	75	12.5	21	1
10/19	at Chicago	1/1	4	46	11.5	15	0
10/26	at Jacksonville	1/1	3	23	7.7	11	0
11/02	SAN DIEGO	1/1	5	46	9.2	14t	1
11/09	at Detroit	1/1	7	53	7.6	12	0
11/13	BUFFALO	1/0	5	46	9.2	12	1
11/23	at Denver	1/1	7	50	7.1	20	2
12/01	at N.Y. Jets	1/1	8	68	8.5	25	0
12/07	BALTIMORE	1/1	6	55	9.2	20	0
12/14	at New England	1/1	8	99	12.4	25	0
12/21	MINNESOTA	1/1	8	31	3.9	11	0
12/28	N.Y. JETS	1/1	5	55	11.0	17	0
TOTALS		16/11	84	758	9.0	25	5



#53 / LB

Justin March-Lillard

HT: 6-0 / WT: 222

Born: July 5, 1993 / College: Akron '15

Acquired: Wai., '17 (KC) / NFL Yr: 2nd / Dolphins Yr: 1st

PRO CAREER

CAREER TRANSACTIONS: Signed by the Dolphins on Sept. 3, 2017 ... Waived by Kansas City on Sept. 2, 2017 ... Signed by Kansas City as an undrafted college free agent on May 11, 2015.

2017 (Dolphins) – Made Dolphins debut at L.A. Chargers (9/17) ... Recorded one assisted special teams tackle.

2016 (Kansas City) – Played in and started five games ... Inactive for one game ... Placed on injured reserve/designated for return on Oct. 18., missing .10 games .. Recorded 22 tackles (15 solo) ... Tallied nine tackles (eight solo) in a win vs. San Diego (9/11) ... Totaled eight tackles (four solo) at Houston (9/18) ... Recorded five tackles (three solo) at Pittsburgh (10/2) ... Had one pass defended vs. N.Y. Jets (9/25) and at Oakland (10/16) ...

POSTSEASON: Played in the AFC Divisional game vs. Pittsburgh.

2015 (Kansas City) – Placed on injured reserve on Sept. 1.

COLLEGE

Four-year letterman at Akron (2011-14) ... Played in 46 career games (35 starts), recording 250 tackles (125 solo), 3.5 sacks, four interceptions, 14 passes defended and two forced fumbles ... Played in 10 games as a senior in 2014 ... Recorded 67 tackles (36 solo), 2.0 sacks and six passes defended ... Recipient of the Harry "Doc" Smith Award Outstanding Senior Award ... Served as a team captain ... Played in 12 games as a junior in 2013 ... Recorded 80 tackles (40 solo), one sack, three interceptions and two passes defended ... Named third-team All-MAC ... Returned one interception for a touchdown ... Played in 11 games as a sophomore in 2012 ... Recorded 62 tackles (35 solo) and one interception ... Played in 12 games as a freshman in 2011 ... Recorded 36 tackles (11 solo) and one pass defended.

PERSONAL

Four-year letterwinner at Danville High School in Danville, Ill ... Earned first-team all-conference and all-area honors and was named all-area player of the year as a senior after recording 153 tackles ... Played in the 2010 East-West All-Star Game ... Member of two conference championship teams his junior and senior seasons ... Also was a three-year letterwinner in basketball and a two-year letter-winner in baseball ... Born on July 5, 1993.

JUSTIN MARCH-LILLARD'S NFL REGULAR SEASON STATISTICS

YEAR	TEAM	GP	GS	TOT	SOLO	ASST	SK	YDS	INT	YDS	LG	TD	PD	FF	FR
2016	KANSAS CITY	5	5	22	15	7	0.0	0.0	0	0	0	0	2	0	0
2017	MIAMI	1	0	0	0	0	0.0	0.0	0	0	0	0	0	0	0
TOTALS		6	5	22	15	7	0.0	0.0	0	0	0	0	2	0	0

JUSTIN MARCH-LILLARD'S NFL PLAYOFF STATISTICS

YEAR	TEAM	GP	GS	TOT	SOLO	ASST	SK	YDS	INT	YDS	LG	TD	PD	FF	FR
2016	KANSAS CITY	1	0	0	0	0	0.0	0.0	0	0	0	0	0	0	0
TOTALS		1	0	0	0	0	0.0	0.0	0	0	0	0	0	0	0

[Homepage](#)[Media Resources](#)[Media](#)[Credentials](#)[Weekly Game Info](#)[History](#)**#58 / LB**

Rey Mauualuga

HT: 6-2 / WT: 258

Born: January 20, 1987 / College: USC '09

Acquired: FA, '17 / NFL Yr: 9th / Dolphins Yr: 1st

PRO CAREER

CAREER TRANSACTIONS: Signed by the Dolphins on Aug. 19, 2017 ... Released by Cincinnati on March 25, 2017 ... Originally a second-round pick (38th overall) by Cincinnati in the 2009 NFL draft.

2017 (Dolphins) – Inactive at L.A. Chargers (9/17).

2016 (Bengals) – Played in 14 games with six starts ... Inactive for two games due to injury ... Recorded 27 tackles (17 solo) with one interception and two passes defensed ... Recorded seven tackles (six solo) at Pittsburgh (9/18) ... Totaled four tackles (two solo) and one pass defensed vs. Denver (9/25) ... Made one solo stop and had an interception at Baltimore (11/27) ... Intercepted QB Joe Flacco on a deflected pass in the first quarter.

2015 (Bengals) – Played in 15 games with 14 starts ... Inactive for one game due to injury ... Recorded 75 tackles (43 solo), one interception, three passes defensed and one fumble recovery ... Totaled seven tackles (four solo) in season-opening victory at Oakland (9/13) ... Held RB Latavius Murray to no gain on a fourth-and-one in the second quarter ... Made eight stops (five solo) and one pass defensed vs. Seattle (10/11) ... Recorded three solo tackles and one fumble recovery at Cleveland (12/6) ... His fumble recovery set up a second-quarter field goal ... Totaled season-high 10 tackles (seven solo) at San Francisco (12/20) ... Had six

tackles (three solo) and one interception vs. Baltimore (1/3/16) ... Intercepted QB Ryan Mallett on Baltimore's final possession to preserve the victory ...

POSTSEASON: Played in the AFC Wild Card game vs. Pittsburgh (1/9/16) ... Recorded a team-high 10 tackles (seven solo).

2014 (Bengals) – Started 12 games ... Inactive for four games due to injury ... Recorded 59 tackles (33 solo), one interception and four passes defended ... Totaled nine tackles (five solo) at New England (10/5) ... Made six stops (four solo) and one interception at Houston (11/23) ... Intercepted QB Ryan Mallett on the first play of the third quarter, leading to a touchdown drive ... Recorded eight tackles (two solo) vs. Pittsburgh (12/7) ... Totaled 10 tackles (six solo) in playoff-clinching win vs. Denver (12/22) ...

POSTSEASON: Started in the AFC Wild Card game at Indianapolis ... Recorded two solo tackles and one pass defended.

2013 (Bengals) – Started 13 games ... Inactive for three games due to injury ... Recorded 75 tackles (52 solo), one sack, one interception and two passes defended ... Totaled 11 tackles (four solo) at Cleveland (9/29) ... Made seven stops (four solo) at Detroit ... Had 10 tackles (nine solo) and one sack at San Diego (12/1) ... Recorded three tackles (one solo) and one interception vs. Minnesota (12/22) ... Intercepted QB Matt Cassell in the fourth quarter ...

POSTSEASON: Started in the AFC Wild Card game vs. San Diego (1/5/14) ... Recorded a team-high 15 tackles (12 solo).

2012 (Bengals) – Started all 16 games ... Recorded 122 tackles (62 solo), one sack, five passes defended and one fumble recovery ... His 122 tackles were tied for 19th in the NFL ... Totaled five tackles (three solo) and a pass defended at Baltimore (9/10) ... Made 13 stops (seven solo) at Washington (9/23) ... Recorded 11 tackles (four solo) vs. Miami (10/7) ... Totaled 12 tackles (four solo) vs. N.Y. Giants (11/11) ... Made six stops (two solo) and recovered a fumble vs. Oakland ... Fell on a fumble from QB Carson Palmer in the fourth quarter that led to a field goal ...

POSTSEASON: Started in the AFC Wild Card game at Houston (1/5/13) ... Recorded 10 tackles (six solo).

2011 (Bengals) – Started 13 games ... Inactive for three games due to injury ... Recorded 88 tackles (53 solo), one interception, two passes defended, three forced fumbles and one fumble recovery ... His three forced fumbles led the team ... Totaled eight tackles (four solo) and one forced fumble vs. San Francisco (9/25) ... Made 11 stops (three solo) vs. Buffalo (10/2) ... Recorded 10 tackles (six solo) vs. Cleveland (11/27) ... Totaled six tackles (four solo), two forced fumbles and one fumble recovery vs. Houston (12/11) ... One of his forced fumbles came on first-and-goal from the 1-yard line where he stripped RB Ben Tate and recovered the fumble himself ... Made three stops (two solo) and one interception vs. Arizona (12/24) ... Intercepted QB John Skelton to set up the team's first score ...

POSTSEASON: Started in the AFC Wild Card game at Houston (1/7/12) ... Recorded three tackles (one solo).

2010 (Bengals) – Played in all 16 games with 15 starts ... Recorded 75 tackles (44 solo), one sack, two interceptions and two passes defended ... Totaled eight tackles (four solo) and one sack vs. Tampa Bay (10/10) ... Brought down QB Josh Freeman that helped set up Cincinnati's first touchdown ... Made nine stops (five solo) vs. Miami (10/31) ... Recorded eight tackles (five solo) and one interception at N.Y. Jets (11/25) ... Picked off QB Mark Sanchez for his first career interception ... Totaled five tackles (three solo) and one interception vs. San Diego (12/26) ... Intercepted QB Philip Rivers and returned it 47 yards to set up a touchdown drive.

2009 (Bengals) – Started 15 games ... Missed one game after being placed on injured reserve on Dec. 30 ... Recorded 59 tackles (35 solo), one sack, three forced fumbles and two passes defended ... His three forced fumbles led the team ... Totaled six tackles (two solo) in his NFL debut vs. Denver ... Made four stops (two solo), one sack and forced two fumbles at Green Bay (9/20) ... Stripped RB Ryan Grant in the third quarter, which led to a touchdown drive to give the Bengals the lead ... Recorded his first career sack after he strip-sacked QB Aaron Rodgers ... Totaled eight tackles (six solo) at Baltimore (10/11) ... Had six solo stops at Oakland (11/22).

COLLEGE

Four-year letterman (2005-08) and three-year starter at USC ... Played in 50 career games with 34 starts ... Recorded career totals of 272 tackles, five interceptions, four passes defended and one fumble recovery ... Started 12 games as a senior in 2008 ... Recorded 79 tackles, two interceptions and four passes defended ... Became the first player in school history to win the Chuck Bednarik Award, given annually to the best defensive player in college football ... Named a unanimous first-team All-American ... Earned first-team All-Pac-10 honors ... Played in all 13 games with 12 starts as a junior in 2007 ... Recorded 79 tackles, one interception and one fumble recovery ... Earned third-team All-American honors ... Named first-team All-Pac-10 ... Was named the Defensive MVP of the Rose Bowl ... His 79 tackles led the team ... Played in all 13 games with 10 starts as a sophomore in 2006 ... Recorded 78 tackles and one interception ... Earned first-team All-Pac-10 honors ... Played in 10 games as a true freshman in 2005 ... Recorded 36 tackles and one interception ... Earned first-team Freshman All-American honors ... Majored in sociology.

PERSONAL

Attended Eureka (Calif.) High School ... Recorded 96 tackles, four interceptions, two fumble recoveries and a kickoff return for a touchdown as a senior in 2004 ... Earned first-team All-American honors ... Named first-team all-state ... Recorded 146 tackles, 11 sacks and one interception as a junior in 2003 ... Earned first-team underclassman all-state honors ... Had a supporting role in the 2014 Disney movie "Million Dollar Arm" ... Name is pronounced RAY mah-wah-LOO-guh ... Born on Jan. 20, 1987.


REY MAUALUGA'S NFL REGULAR SEASON STATISTICS

YEAR	TEAM	GP	GS	TOT	SOLO	ASST	SK	YDS	INT	YDS	LG	TD	PD	FF	FR
------	------	----	----	-----	------	------	----	-----	-----	-----	----	----	----	----	----

2009	CINCINNATI	15	15	59	35	24	1.0	8.0	0	0	0	0	2	3	0
2010	CINCINNATI	16	15	75	44	31	1.0	10.0	2	58	47	0	2	0	0
2011	CINCINNATI	13	13	88	53	35	0.0	0.0	1	2	2	0	2	3	1
2012	CINCINNATI	16	16	122	62	60	1.0	0.0	0	0	0	0	5	0	1
2013	CINCINNATI	13	13	75	52	23	1.0	0.0	1	14	14	0	2	0	0
2014	CINCINNATI	12	12	59	33	26	0.0	0.0	1	4	4	0	4	0	0
2015	CINCINNATI	15	14	75	43	32	0.0	0.0	1	15	15	0	3	0	1
2016	CINCINNATI	14	6	27	17	10	0.0	0.0	1	9	9	0	2	0	0
TOTALS		114	104	580	339	241	4.0	18.0	7	102	9	0	22	6	3

REY MAUALUGA'S NFL PLAYOFF STATISTICS

YEAR	TEAM	GP	GS	TOT	SOLO	ASST	SK	YDS	INT	YDS	LG	TD	PD	FF	FR
2011	CINCINNATI	1	1	3	1	2	0.0	0.0	0	0	0	0	0	0	0
2012	CINCINNATI	1	1	10	6	4	0.0	0.0	0	0	0	0	0	0	0
2013	CINCINNATI	1	1	15	12	3	0.0	0.0	0	0	0	0	0	0	0
2014	CINCINNATI	1	1	2	2	0	0.0	0.0	0	0	0	0	1	0	0
2015	CINCINNATI	1	0	10	7	3	0.0	0.0	0	0	0	0	0	0	0
TOTALS		5	4	40	28	12	0.0	0.0	0	0	0	0	1	0	0



#41 / CB

Byron Maxwell

HT: 6-1 / WT: 198

Born: February 23, 1988 / College: Clemson '11

Acquired: T, '16 (Phi.) / NFL Yr: 7th / Dolphins Yr: 2nd

PRO CAREER

CAREER TRANSACTIONS: Acquired by the Dolphins in a trade from Philadelphia on March 9, 2016 ... Signed by Philadelphia as an unrestricted free agent from Seattle on March 10, 2015 ... Originally a sixth-round selection (173rd overall) by Seattle in the 2011 NFL draft.

2017 (Dolphins) – Made four solo tackles at L.A. Chargers (9/17).

2016 (Dolphins) – Started 13 games ... Did not play one game ... Inactive for two games due to injury ... Recorded 53 tackles (43 solo), two interceptions, 15 passes defended and four forced fumbles ... Finished second in the NFL among defensive backs with four forced fumbles ... His four forced fumbles were the most by a Dolphins defensive back in franchise history and the most by an NFL cornerback since Charles Tillman had 10 in 2012 ... Tied for 13th in the league with 15 passes defended ... His 15 passes defended this season are the most by a Dolphins player since 2008 (Andre Goodman) ... Made first start for the Dolphins at Seattle (9/11) and recorded four solo tackles and one pass defended ... Also served as a game captain ... Registered five tackles (two solo) and a forced fumble at New England (9/18) ... Forced a fumble from RB LeGarrette Blount in the fourth quarter with 4:45 to play ... Recorded seven tackles (five solo) and three passes defended in the 30-24 victory vs. Cleveland (9/25) ... Recorded five tackles (four solo) and a season-high four passes defended in the 30-15 victory vs. Pittsburgh (10/16) ... Recorded five solo tackles, one interception and two passes defended in the 31-24 win at San Diego (11/13) ... Picked off QB Philip Rivers with 6:59 left in the game ... Also broke up a pass intended for WR Tyrell Williams with 5:06 remaining in the fourth quarter ... Totaled five tackles (four solo) and

one pass defended in the 14-10 victory at Los Angeles (11/20) ... Registered six tackles (five solo), two passes defended and one forced fumble in the 31-24 win vs. San Francisco (11/27) ... Forced a TE Garrett Celek fumble in the second quarter and the ball was recovered by LB Kiko Alonso ... Broke up a QB Colin Kaepernick pass at Miami's 6-yard line with 5 seconds remaining in the fourth quarter ... Totaled three solo tackles, one interception and one forced fumble at Baltimore (12/4) ... Recorded three solo tackles and one pass defended in the 26-23 victory vs. Arizona (12/11) ...

POSTSEASON: Inactive for the AFC Wild Card game at Pittsburgh (1/8/17).

2015 (Eagles) – Started 14 games ... Missed two games due to injury (shoulder) ... Recorded 64 tackles (53 solo), two interceptions, 10 passes defended, two forced fumbles and one fumble recovery ... Forced a fumble that was recovered by safety Malcolm Jenkins and returned 34 yards in the fourth quarter vs. Dallas (9/20) ... Recovered a fumble that was forced by linebacker DeMeco Ryans in the fourth quarter of the win vs. New Orleans (10/11) ... Notched his first interception as a member of the Eagles after he picked off quarterback Cam Newton in the third quarter at Carolina (10/25) ... Intercepted quarterback Tom Brady in the end zone during the third quarter at New England (12/6) ...

INTERCEPTION LEADERS FROM 2013-15: Maxwell totaled nine interceptions since 2013 (including playoffs) – two in 2015, three in 2014 and four in 2013 ... His nine interceptions were tied for ninth among NFL cornerbacks during that time period.

2014 (Seahawks) – Played 13 games with 12 starts ... Missed three games due to injury ... Recorded 39 tackles (35 solo), two interceptions, 12 passes defended, one forced fumble and a fumble recovery ... Made five tackles (four solo) and intercepted QB Aaron Rodgers in the season-opener vs. Green Bay (9/4) ... Totaled four solo stops and forced a fumble at San Diego (9/14) ... Made a season-high 11 total tackles (nine solo) in a win vs. Denver (9/21) ... Intercepted a pass in the second quarter of a 19-3 win vs. Arizona (11/23) ... Totaled four solo tackles and two passes defended at Philadelphia (12/7) ...

POSTSEASON: Played in all three playoff games and started Super Bowl XLIX ... Recorded 11 tackles (10 solo) with one interception and one pass defended ... Played in the NFC Divisional contest vs. Carolina (1/10/15) ... Intercepted Rodgers for the second time on the season when he picked off a second-quarter pass in the NFC Championship game vs. Green Bay (1/18/15) ... Tallied five tackles in Super Bowl XLIX vs. New England (2/1/15).

2013 (Seahawks) – Appeared in all 16 regular season games with five starts for the Super Bowl champions ... Recorded 25 tackles (22 solo), one tackle for loss, four interceptions and 12 passes defended ... Added three special teams tackles (one solo) ... Earned the first start of his career vs. New Orleans (12/2) and notched two passes defended ... Made his first career interception at San Francisco (12/8) when he snagged a pass from quarterback Colin Kaepernick ... Picked off two passes from quarterback Eli Manning during a 23-0 shutout win at N.Y. Giants (12/15) ... Intercepted a pass in the regular-season finale at St. Louis (12/29) ...

POSTSEASON: Started all three postseason games, including a start at right cornerback in Super Bowl XLVIII ... Recorded 12 tackles (eight solo), two passes defended and one forced fumble ... Posted five tackles in the NFC Divisional round win vs. New Orleans (1/11/14) ... Posted three tackles (two solo) in the NFC Championship vs. San Francisco (1/19/14) ... Totaled four tackles and forced a fumble that was recovered by Super Bowl MVP LB Malcolm Smith in the Super Bowl XLVIII win over Denver (2/2/14).

2012 (Seahawks) - Played in nine games ... Inactive for seven games, missing two games due to injury ... Recorded six solo tackles and three passes defended ... Added eight tackles, a forced fumble and a fumble recovery on special teams ... Played cornerback vs. Arizona (12/9) and recorded two tackles, a forced fumble and a fumble recovery on punt coverage.

2011 (Seahawks) – Saw action in nine games as a rookie and played mostly on special teams ... Was inactive for seven games, missing three games due to injury ... Posted one tackle and a fumble recovery on special teams ... Appeared in his first NFL game at San Francisco (9/11) ... Recovered his first fumble at St. Louis (11/20) as a member of the punt coverage unit.

COLLEGE

Four-year letterman (2006-10) for Clemson ... Appeared in 53 games (eight starts) during his career ... Recorded 165 tackles (128 solo), four interceptions, one sack, 20 passes defended, six forced fumbles and one fumble recovery ... Played in all 13 games (eight starts) as a senior in 2010 ... Recorded 48 tackles (37 solo), two interceptions, seven passes defended and three forced fumbles ... Saw action in all 14 games as a junior in 2009 ... Recorded 36 tackles (24 solo), two interceptions, five passes defended, one forced fumble and one fumble recovery ... Appeared in all 13 games as a sophomore in 2008 ... Totaled 54 tackles (46 solo), four passes defended and two forced fumbles ... Led the team with 21 special teams tackles ... Named Special Teams Player of the Week three times ... Earned Defensive Player of the Week honors after tallying eight tackles (seven solo) at Virginia ... Played in all 13 games as a redshirt freshman in 2007 ... Registered 27 tackles and one sack ... Redshirted in 2006 due to an injury sustained in his senior year of high school ... Majored in sociology and minored in education.

PERSONAL

Prepped at Fort Dorchester High School in North Charleston, South Carolina ... Began playing football at age 11 ... Rated as the No. 3 high school player in South Carolina by The State ... Ranked as the No. 40 player in the nation by ESPN.com and the No. 2 cornerback by Scout.com ... Recorded 60 tackles, 19 passes defended and five interceptions as a junior ... Also ran track, participating in the 100-meter and 200-meter dash ... Selected by the NFL to participate in the league's 2017 USO Tour to visit soldiers overseas ... Cheered on participants in the 2017 Dolphins Cancer Challenge ... Also participated in the 2017 Miami Dolphins Business Combine ... Born Feb. 23, 1988.

BYRON MAXWELL'S NFL REGULAR SEASON STATISTICS

YEAR	TEAM	GP	GS	TOT	SOLO	ASST	SK	YDS	INT	YDS	LG	TD	PD	FF	FR
2011	SEATTLE	9	0	0	0	0	0.0	0.0	0	0	0	0	0	0	1
2012	SEATTLE	9	0	6	6	0	0.0	0.0	0	0	0	0	2	1	1
2013	SEATTLE	16	5	25	22	3	0.0	0.0	4	6	6	0	12	1	1
2014	SEATTLE	13	12	39	35	4	0.0	0.0	2	23	21	0	12	1	1

2015	PHILADELPHIA	14	14	64	53	11	0.0	0.0	2	22	22	0	10	2	1
2016	MIAMI	13	13	53	43	10	0.0	0.0	2	29	27	0	15	4	0
2017	MIAMI	1	1	4	4	0	0.0	0.0	0	0	0	0	0	0	0
TOTALS		75	45	191	163	28	0.0	0.0	10	80	6	0	51	9	5

BYRON MAXWELL'S NFL PLAYOFF STATISTICS

YEAR	TEAM	GP	GS	TOT	SOLO	ASST	SK	YDS	INT	YDS	LG	TD	PD	FF	FR
2012	SEATTLE	1	0	0	0	0	0.0	0.0	0	0	0	0	0	0	0
2013	SEATTLE	3	3	12	8	4	0.0	0.0	0	0	0	0	2	1	0
2014	SEATTLE	3	2	11	10	1	0.0	0.0	1	5	5	0	1	0	0
TOTALS		7	5	23	18	5	0.0	0.0	1	5	5	0	3	1	0

ADDITIONAL STATS

Special Teams Tackles: 1 in 2011, 8 in 2012, 3 in 2013 for total of 12.

SINGLE-GAME HIGHS

Tackles:	11	vs. Denver, 9/21/14
	10	at Atlanta, 9/14/15
	8	at N.Y. Jets, 9/27/15
	7	vs. Cleveland, 9/25/16
	6	5 times (last: vs. San Francisco, 11/27/16)
Passes Defensed:	4	vs. Pittsburgh, 10/16/16
	3	at San Francisco, 12/8/13
	3	vs. Cleveland, 9/25/16
	2	11 times (last: vs. San Francisco, 11/27/16)
Interceptions	2	at N.Y. Giants, 12/15/13



#28 / CB

Bobby McCain

HT: 5-11 / WT: 192

Born: August 18, 1993 / College: Memphis '15

Acquired: D5a, '15 / NFL Yr: 3rd / Dolphins Yr: 3rd

PRO CAREER

CAREER TRANSACTIONS: Originally a fifth-round selection (145 overall) of the Dolphins in the 2015 NFL draft.

2017 (Dolphins) – Recorded two tackles (one solo) at L.A. Chargers (9/17).

2016 (Dolphins) – Played in 16 games with eight starts ... Recorded 44 tackles (32 solo), one sack, one interception, six passes defended and one forced fumble ... Added two special teams stops (one solo) ... Totaled two solo tackles and one forced fumble at New England (9/18) ... Recorded four tackles (two solo), one sack and one pass defended at Cincinnati (9/29) ... Sacked QB Andy Dalton for a loss of 11 yards for the first sack of his career ... Totaled three solo tackles, one interception and one pass defended in the 27-23 win vs. N.Y. Jets (11/6) ... Intercepted QB Ryan Fitzpatrick in the end zone in the fourth quarter for his first career interception ... Downed a 39-yard punt by P Matt Darr at the Rams 2-yard line in the first quarter at Los Angeles (11/20) ... Made five tackles (four solo) and one pass defended in the 31-24 win vs. San Francisco (11/27) ... Tallied four tackles (one solo) and one pass defended at Baltimore (12/4) ... Recorded four tackles (two solo) and one pass defended in the 26-23 victory vs. San Francisco (12/11) ... Saved a P Matt Darr punt at the Buffalo 2-yard line by batting the ball back into the field of play in overtime at Buffalo (12/24) ... Totaled a season-high six tackles (five solo) and one pass defended vs. New England (1/1/17) ...

POSTSEASON: Recorded two assisted tackles in the AFC Wild Card game at Pittsburgh (1/8/17).

2015 (Dolphins) - Played in all 16 games with four starts in his rookie season ... Recorded 22 tackles (19 solo) on defense ... Added six special teams stops (four solo) ... Made his NFL debut in a victory at Washington (9/13) ... Registered first-career tackle vs N.Y. Jets (10/4) ... Totaled three solo tackles and one special teams stop in a 38-10 victory at Tennessee (10/18) ... Racked up one solo tackle, two passes defended and two special teams stops in the 44-26 victory vs. Houston (10/25) ... Helped the defense hold Houston's offense to zero first downs in their first seven drives of the game ... Made first career start and played 95 of 96 defensive snaps at Philadelphia (11/15) and registered two tackles (one solo) and one pass defended ... Totaled a season-high seven solo tackles and one pass defended in start vs. Baltimore (12/6).

COLLEGE

Four-year starter (2011-14) at Memphis ... Played in 45 career games with 43 starts ... Recorded 136 tackles (108 solo), 12 interceptions with four returned for touchdowns, 1.5 sacks, 15 passes defended, three fumble recoveries and one forced fumble ... Finished his career at Memphis tied for fifth all-time in interceptions while his 246 interception return yards ranked No. 2 all-time ... Started 13 games as a senior in 2014 ... Recorded 46 tackles (38 solo), five interceptions with one returned for a touchdown, four passes defended and a fumble recovery ... Also returned 13 kickoffs for 326 yards (25.1 avg.) ... Named to first-team All-American Athletic Conference as selected by the conference's coaches ... Scored on a 15-yard interception return at Tulane (11/22) ... Played in and started nine games as a junior in 2013 ... Recorded 25 tackles (21 solo), six interceptions with two returned for touchdowns, four passes defended and two fumble recoveries ... Had one kickoff return for 14 yards ... Scored on a 75-yard interception return vs. Duke (9/7) ... Had three interceptions for 33 yards and a touchdown at South Florida (11/16) ... Played in and started 12 games as a sophomore in 2012 ... Recorded 36 tackles (26 solo), 1.5 sacks and three passes defended ... Played in 11 games with nine starts as a freshman in 2011 ... Recorded 29 tackles (23 solo), one interception for a 79-yard touchdown, four passes defended and a forced fumble ... Had 28 kickoff returns for 721 yards (25.8 avg.) ... Scored on a 79-yard interception return for a touchdown at Tulane (10/22) ... Graduated in May 2015 with a bachelor's degree in sports & leisure management.

PERSONAL

Attended Oxford (Ala.) High School ... Credited with 35 tackles and an interception as a senior in 2010 ... Also caught 25 passes for 378 yards (15.1 avg.) and three touchdowns and carried the ball 28 times for 212 yards (7.6 avg.) with six scores ... Was 10-of-21 passing (47.6 pct.) for 221 yards ... Recorded 39 tackles, one interception and five pass breakups as a junior in 2009 ... Also lettered in baseball, playing outfield and catcher ... Participated in the Ashley HomeStore Hope to Dream sleepover event, surprising 100 underprivileged children with their own bed ... Born Aug. 18, 1993 in Sylacauga, Alabama.

BOBBY MCCAIN'S NFL REGULAR SEASON STATISTICS

YEAR	TEAM	GP	GS	TOT	SOLO	ASST	SK	YDS	INT	YDS	LG	TD	PD	FF	FR
2015	MIAMI	16	4	22	19	3	0.0	0.0	0	0	0	0	4	0	0
2016	MIAMI	16	8	44	32	12	1.0	11.0	1	0	0	0	6	1	0
2017	MIAMI	1	0	2	1	1	0.0	0.0	0	0	0	0	0	0	0

TOTALS	33	12	68	52	16	1.0	11.0	1	0	0	0	10	1	0
--------	----	----	----	----	----	-----	------	---	---	---	---	----	---	---

BOBBY MCCAIN'S NFL PLAYOFF STATISTICS

YEAR	TEAM	GP	GS	TOT	SOLO	ASST	SK	YDS	INT	YDS	LG	TD	PD	FF	FR
2016	MIAMI	1	1	2	0	2	0.0	0.0	0	0	0	0	0	0	0
TOTALS		1	1	2	0	2	0.0	0.0	0	0	0	0	0	0	0

ADDITIONAL STATS

Special Teams Tackles: 6 in 2015, 2 in 2016 for total of 8.

SINGLE-GAME HIGHS

Tackles:	7	vs. Baltimore, 12/6/15
	6	vs. New England, 1/1/17
	5	vs. San Francisco, 11/27/16
	4	3 times (last: vs. Arizona, 12/11/16)
Passes Defensed:	2	vs. Houston, 10/25/15
	1	8 times (last: vs. New England, 1/1/17)
Interceptions	1	vs. N.Y. Jets, 11/6/16

[Homepage](#)[Media Resources](#)[Media](#)[Credentials](#)[Weekly Game Info](#)[History](#)**#33 / CB**

Torry McTyer

HT: 5-11 / WT: 184

Born: April 10, 1995 / College: UNLV '17

Acquired: FA, '17 / NFL Yr: Rookie / Dolphins Yr: Rookie

PRO CAREER

CAREER TRANSACTIONS: Signed by the Dolphins as an undrafted college free agent on May 5, 2017.

2017 (Dolphins) – Inactive at L.A. Chargers (9/17).

COLLEGE

Signed by the Dolphins as an undrafted college free agent on May 5, 2017 ... Four-year letterman (2013-16) and two-year starter at UNLV ... Played in 49 career games with 22 starts ... Recorded career totals of 138 tackles (100 solo), 0.5 sacks, four interceptions, 28 passes defended and one forced fumble ... Added 21 kickoff returns for 404 yards (19.2 avg.) ... Started 11 games as a senior in 2016 ... Recorded 49 tackles (34 solo), three interceptions and 15 passes defended ... Added 20 kickoff returns for 384 yards (19.2 avg.) ... His 15 passes defended and three interceptions both led the team ... Played in all 12 games and started 11 as a junior in 2015 ... Recorded 51 tackles (42 solo), 0.5 sacks, 10 passes defended and one forced fumble ... Played in all 13 games as a sophomore in 2014 ... Recorded 30 tackles (21 solo) and two passes defended ... Added one kickoff return for 20 yards ... Played in all 13 games as a true freshman in 2013 ... Recorded eight tackles (three solo) and one interception ... Majored in interdisciplinary studies.

PERSONAL

Attended Cathedral High School in Los Angeles ... Recorded 30 tackles, nine tackles for loss and 13 passes defensed as a senior in 2012 ... Added 33 receptions for 662 yards (20.1 avg.) and 10 touchdowns as a wide receiver ... Father, Tim McTyer, was an all-conference defensive back for BYU (1995-96) and played three seasons in the NFL with Philadelphia (1997-98) and Cleveland (1999) ... Born on April 10, 1995.



#8 / QB

Matt Moore

HT: 6-3 / WT: 219

Born: August 9, 1984 / College: Oregon State '07

Acquired: UFA, '11 (Car.) / NFL Yr: 11th / Dolphins Yr: 7th

PRO CAREER

CAREER TRANSACTIONS: Signed by the Dolphins as an unrestricted free agent from Carolina on July 29, 2011 ... Awarded off waivers by Carolina on Sept. 2, 2007 ... Waived by Dallas on Sept. 1, 2007 ... Signed as an undrafted college free agent by Dallas on May 14, 2007.

2017 (Dolphins) – Did not play at L.A. Chargers (9/17).

2016 (Dolphins) – Played in four games with three starts ... Did not play in 12 games ... Completed 55-of-87 passes (63.2 pct.) for 721 yards, eight touchdowns and three interceptions ... Earned a 105.6 QB rating ... Also rushed once for -1 yards ... Entered the game vs. Arizona (12/11) for an injured QB Ryan Tannehill in the third quarter ... Completed 3-of-5 (60.0 pct.) passes for 47 yards ... Also engineered the fifth game-winning drive of his career, completing 2-of-2 (100 pct.) passes for 41 yards on the final possession ... Threw a 29-yard strike to WR Kenny Stills to place Miami at the Arizona 1-yard line, setting up a K Andrew Franks 21-yard field goal to win the game ... Started first game since 2011 in the 34-13 win at N.Y. Jets (12/17) ... Completed 12-of-18 passes (66.7 pct.) for 236 yards and a season-high four touchdowns ... Also earned a 126.2 QB rating, a season-high ... Hit TE Dion Sims twice for 1-yard touchdowns in the second and third quarter ... Threw a 52-yard touchdown to WR Kenny Stills with 1:58 remaining in the second quarter to give Miami a 13-7 lead ... Connected with WR Jarvis Landry on a 66-yard touchdown pass, extending Miami's lead 34-10 in the third quarter ... The 66-yard throw was a season high ... Completed a season-high 16-of-30 (53.3 pct.) passes for 233 yards and two touchdowns in the 34-31 victory at Buffalo (12/24) ... Led the Dolphins to his second game-winning drive of the

season and sixth of his career ... It marked the third time in Moore's career that he threw for 200-plus yards in back-to-back games and the first time since 2011 ... Threw a 56-yard touchdown pass to WR DeVante Parker on Miami's first possession of the second half ... Completed 24-of-34 passes (70.6 pct.) for 205 yards and two touchdowns vs. New England (1/1/17) ... Also served as a game captain ...

POSTSEASON: Completed 29-of-36 passes (80.5 pct.) for 289 yards and one touchdown in the AFC Wild Card game at Pittsburgh (1/8/17) ... Earned a 97.8 QB rating ... His 29 completions were tied for second in Dolphins postseason history ... His 80.6 completion percentage (min. 20 attempts) was the second-best in a postseason game in Dolphins history ... Set a Dolphins playoff record with 14 consecutive completions in the third and fourth quarters ... Threw a 4-yard touchdown pass to RB Damien Williams in the fourth quarter ...

HONORS: Named AFC Offensive Player of the Week for his Week 15 performance at N.Y. Jets (12/17) ...

TOUCHDOWN PASSES: Moore added his sixth career game of three-or-more touchdown passes in 2016 in a 34-13 win at N.Y. Jets (12/17) ... He is 5-1 all-time in those contests (2-0 with Carolina and 3-1 with Miami) ... In 2011 he had three games of three or more touchdown passes and the Dolphins were 2-1 in those contests ... In 2016 he had three games of two-or-more touchdown passes, all of them in his three starts on the season, and the Dolphins were 2-1 in those contests ... In his career, he has 11 games of two or more touchdown passes and he is 9-2 in those contests (4-0 with Carolina and 4-2 with Miami) ...

FOURTH QUARTER COMEBACKS: Moore had one fourth-quarter comeback victory in 2016, the fourth of his career:

MOORE'S FOURTH QUARTER COMEBACK VICTORIES

DATE	OPPONENT	4TH QTR/OT DEFICIT	4TH QTR/OT STATS	FINAL SCORE
12/24/16	at Buffalo	28-31	11-6-51-0-0	34-31
1/1/12	vs. N.Y. Jets	6-10	5-6-24-1-0	19-17
10/24/10	vs. San Francisco	13-20	19-13-162-1-1	23-20
12/20/09	vs. Minnesota	6-7	7-5-160-2-0	26-7

QUARTERBACK RATING: Moore's 2016 campaign moved him up the Dolphins' all-time career passer rating charts ahead of Ryan Tannehill and Pro Football Hall of Fame QB Dan Marino ... Moore now ranks No. 2 in team history in quarterback rating (minimum 250 attempts) behind QB Chad Pennington:

ALL-TIME DOLPHINS CAREER PASSER RATING LEADERS

RNK	PLAYER	YEARS	ATT.	COMP.	PCT.	YARDS	TD	INT	RATE
1.	Chad Pennington	2008-10	552	373	67.6	4,085	20	9	94.5
2.	MATT MOORE	2011-16	464	281	60.6	3,437	25	14	88.8

3.	Ryan Tannehill	2012-16	2,637	1,653	62.7	18,455	106	66	86.5
4.	Dan Marino	1983-99	8,358	4,967	59.4	61,361	420	252	86.4

COMPLETION PERCENTAGE: Moore's completion percentage of 60.6 is the fourth-highest career completion percentage in Dolphins history:

ALL-TIME DOLPHINS CAREER COMPLETION PERCENTAGE LEADERS									
(MINIMUM 250 ATTEMPTS)									
RNK	PLAYER	YEARS	ATT.	CMP.	PCT.				
1.	Chad Pennington	2008-10	552	373	67.6				
2.	Ryan Tannehill	2012-16	2,637	1,653	62.7				
3.	Chad Henne	2009-11	1,065	646	60.7				
4.	MATT MOORE	2011-16	464	281	60.6				
5.	Dan Marino	1983-99	8,358	4,967	59.4				

MOST COMPLETIONS IN A POSTSEASON GAME: Moore completed 29 passes in the AFC Wild Card game at Pittsburgh (1/8/17), including 14 straight completions ... The 14 consecutive completions set a new Dolphins postseason record, breaking the previous mark of 12 set by QB Don Strock on Jan. 2, 1982 vs. San Diego ... Moore's 29 completions were tied for the second-most in a postseason game in team history and his 80.6 completion percentage was also second-best in Dolphins postseason history:

MOST COMPLETIONS IN A POSTSEASON GAME, DOLPHINS HISTORY										
RNK	PLAYER	DATE	OPP.	ATT.	COMP.	PCT.	YARDS	TD	INT	RATE
1.	Dan Marino	12/30/95	at Buf.	64	33	51.6	422	2	3	63.4
2.	MATT MOORE	1/8/17	AT PIT.	36	29	80.6	289	1	1	97.8
	Dan Marino	1/20/85	at SF*	50	29	58.0	318	1	2	66.9
	Don Strock	1/2/82	vs. SD	43	29	67.4	403	4	1	118.7
* Super Bowl										

2015 (Dolphins) – Played in one game ... Did not play in 15 games ... Finished 1-of-1 for 14 yards with no touchdowns or interceptions for a

rating of 118.8 ... Added three rushes for -2 yards (-0.7 avg.) ... Completed one pass for a 14-yard first down in win vs. Houston (10/25) ... 2015 (Dolphins) – Played in one game ... Did not play in 15 games ... Finished 1-of-1 for 14 yards with no touchdowns or interceptions for a rating of 118.8 ... Added three rushes for -2 yards (-0.7 avg.) ... Completed one pass for a 14-yard first down in win vs. Houston (10/25) ...

2014 (Dolphins) – Played in two games ... Did not play in 14 games ... Finished 2-of-4 (50.0 pct.) for 21 yards with no touchdowns or interceptions for a rating of 65.6 ... Added two rushes for -2 yards (-1.0 avg.) ... Entered game at Raiders at London (9/28) in the fourth quarter and carried twice for -2 yards (-1.0 avg.) to end game ... Completed 2-of-4 (50.0 pct.) passes for 21 yards vs. San Diego (11/2).

2013 (Dolphins) – Played in one game ... Did not play in 15 games ... Finished 2-of-6 (33.3 pct.) for 53 yards with no touchdowns and two interceptions for a rating of 27.1 ... Entered the game at Buffalo (12/22) in the fourth quarter following an injury to Ryan Tannehill and was 2-of-6 (33.3 pct.) for 53 yards with no touchdowns and two interceptions ... Had a 50-yard completion to Brian Hartline in that contest.

2012 (Dolphins) – Played in two games ... Did not play in 14 games ... Finished 11-of-19 (57.9 pct.) for 131 yards with one touchdown and no interceptions for a rating of 96.6 ... Added five rushes for -2 yards (-0.4 avg.) ... Made season debut in a relief role of injured Ryan Tannehill in first quarter at N.Y. Jets (10/28) ... Went 11-of-19 (57.9 pct.) for 131 yards with one touchdown and no interceptions to lead the Dolphins to a 30-9 win ... His touchdown pass came on a 4-yard toss to Anthony Fasano ... Also saw action vs. Tennessee (11/11).

2011 (Dolphins) – Played in 13 games with 12 starts ... Did not play the first three games of season ... Finished 210-of-347 (60.5 pct.) for 2,497 yards with 16 touchdowns and nine interceptions for a rating of 87.1 ... Added 32 rushes for 65 yards (2.0 avg.) and two touchdowns ... Ranked No. 5 in the AFC and No. 12 in the NFL in passing ... His attempts, completions, passing yards and touchdowns all represent his single-season career highs ... Made Dolphins debut in a reserve role at San Diego (10/2) following an injury to Chad Henne ... Was forced to leave the game in the third quarter vs. Philadelphia (12/11) with an injury ... Was named as the 2011 winner of the Dan Marino Most Valuable Player award ...

LEAGUE HONORS: Was named as AFC Offensive Player of the Week for Week 9 of 2011 as a result of his efforts at Kansas City (11/6) when he was 17-of-23 (73.9 pct.) for 244 yards with three touchdowns and no interceptions for a rating of 147.5 in the Dolphins' 31-3 win ... He last won NFL honors as a rookie in 2007 as a member of the Carolina Panthers when he was named NFL Offensive Rookie of the Month for December ... It was the first NFL award by a Dolphins player since Ricky Williams won the AFC Offensive Player of the Week for Week 11 of 2009 following his game against the Carolina Panthers on Nov. 19, 2009 ... It also was the first NFL award by a Dolphins quarterback since Chad Pennington won the AFC Offensive Player of the Week for Week 8 in 2008 after his performance vs. Buffalo on Oct. 26, 2008 ...

GAME HIGHLIGHTS: Played in a reserve role at San Diego (10/2), replacing Chad Henne, who left the game in the first quarter with a injury ... Moore went 17-of-26 (65.4 pct.) for 167 yards with no touchdowns and one interception ... Made his first start as a member of the Dolphins at N.Y. Jets (10/17) and was 16-of-34 (47.1 pct.) for 204 yards with no touchdowns and two interceptions ... Hit on 22-of-33 (66.7 pct.) for 197 yards with one touchdown and no interceptions vs. Denver (10/23) ... Threw his first touchdown pass as a member of the Dolphins on a 16-yard scoring strike to Anthony Fasano ... Was 13-of-22 (59.1 pct.) for 138 yards with no touchdowns and one interception at N.Y. Giants (10/30) ... Also had five carries for 31 yards (6.2 avg.) and one touchdown, coming on a 1-yard run ... It was his first career

rushing touchdown ... Hit on 17-of-23 (73.9 pct.) for 244 yards with three touchdowns and no interceptions for a rating of 147.5 at Kansas City ... His touchdowns came on 3- and 35-yard TD passes to Anthony Fasano and a 14-yard touchdown pass to Brandon Marshall ... For his efforts in that contest, he was named the AFC Offensive Player of the Week for Week 9 ... Completed 14-of-20 (70.0 pct.) passes for 160 yards with three touchdowns and no interceptions for a rating of 133.3 vs. Buffalo (10/20) ... His touchdowns came on a 1-yard pass to Anthony Fasano, a 12-yard pass to Charles Clay, and a 4-yard pass to Davone Bess ... Was 19-of-32 (59.4 pct.) for 288 yards with one touchdown and no interceptions for a rating of 99.5 at Dallas on Thanksgiving Day (11/24) ... Hit on 10-of-20 (50.0 pct.) passes for 217 yards with two touchdowns and no interceptions for a rating of 122.3 at Buffalo (12/18) ... His touchdowns came on a 22-yard pass to Anthony Fasano and a 65-yard pass to Brandon Marshall ... Was 16-of-32 (50.0 pct.) for 281 yards with three touchdowns and one interception at New England (12/24) ... His touchdowns came on a 19-yard pass to Brandon Marshall, a 1-yard pass to Charles Clay and a 15-yard pass to Davone Bess ... It also was his fourth game of the season and the eighth game of his career throwing for two or more touchdowns ...

FINAL NINE GAMES OF SEASON: Over the last nine games of the 2011 season he was 142-of-232 (61.2 percent) for 1,791 yards with 15 touchdowns and five interceptions for a rating of 97.8 and the Dolphins were 6-3 in those contests ... That was the sixth-best quarterback rating by any quarterback in the NFL over the last nine games of 2011:

NFL LEADERS IN QUARTERBACK RATING, LAST NINE GAMES OF 2011

RNK	PLAYER	TEAM	ATT.	COMP.	PCT.	YARDS	TD	INT	RATE
1.	Drew Brees	N.O.	314	226	72.0	2,730	27	4	121.6
2.	Aaron Rodgers	G.B.	263	172	65.4	2,271	25	3	119.5
3.	Tony Romo	Dal.	270	188	69.6	2,225	20	3	114.5
4.	Tom Brady	N.E.	339	217	64.0	2,874	21	4	106.5
5.	Matt Ryan	Atl.	314	193	61.5	2,494	20	4	102.3
6.	MATT MOORE	MIA.	232	142	61.2	1,791	15	5	97.8

DOLPHINS STARTER: Moore started the last 12 games of the 2011 season, and in those 12 contests as a starter, he was 193-of-321 (60.1 pct.) for 2,330 yards with 16 touchdowns and eight interceptions for a rating of 88.7 ... The Dolphins were 6-6 in those 12 starts ... His six wins in his first 12 career starts was tied for the eighth-highest total by any Dolphins quarterback in their first 12 starts with the team ...

SINGLE-GAME PASSER RATING: Moore hit on 17-of-23 (73.9 pct.) for 244 yards with three touchdowns and no interceptions for a rating of 147.5 at Kansas City ... His passer rating ranks as the third-highest by a Dolphins quarterback in a game (minimum 20 attempts):

MIAMI DOLPHINS SINGLE-GAME PASSER RATING

(MINIMUM 20 ATTEMPTS)

RNK	PLAYER	YEARS	OPP.	ATT.	COMP.	YARDS	TD	INT	RATE
1.	Jay Fiedler	11/27/03	at Dal.	20	16	239	3	0	156.0
2.	Dan Marino	9/2/84	at Wash.	28	21	311	5	0	150.4
3.	MATT MOORE	11/6/11	AT KC	23	17	244	3	0	147.5
4.	Don Strock	12/10/83	Atl.	22	18	229	2	0	140.3
5.	Dan Marino	11/10/96	Ind.	23	17	204	3	0	140.2

2010 (Panthers) – Played in six games with five starts ... Did not play in two games ... Missed the final eight games after being placed on injured reserve ... Completed 79-of-143 passes (55.2 pct.) for 857 yards and five touchdowns with 10 interceptions to compile a 55.6 quarterback rating ... Rushed five times for 25 yards (5.0 avg.) ... Tossed a 19-yard touchdown to wide receiver Steve Smith at N.Y. Giants (9/12) ... Connected on 28-of-41 passes (68.3 pct.) for 308 yards and two touchdowns with one interception vs. San Francisco (10/24) ... Threw touchdowns of 18 and 23 yards to wide receiver David Gettis in the second and fourth quarters ... Engineered his first career game-winning drive ... Directed Panthers 38 yards on five plays in 29 seconds, capped by a John Kasay 37-yard field goal with 39 seconds remaining ... During the game-winning possession, completed only attempt for 35 yards to wide receiver Brandon LaFell to the 49ers 22-yard line ... Suffered a season-ending injury while being sacked in the second quarter vs. New Orleans (11/7).

2009 (Panthers) – Played in seven games with five starts ... Did not play in nine games ... Completed 85-of-138 passes (61.6 pct.) for 1,053 yards and eight touchdowns with two interceptions to produce a 98.5 quarterback rating ... Started the final five games, directing the Panthers to a 4-1 record, after QB Jake Delhomme suffered a season-ending injury ... In five starts, completed 79-of-126 passes (62.7 pct.) for 990 yards and eight touchdowns with one interception to generate a 104.9 quarterback rating ... Made first start of the season in place of an injured Delhomme vs. Tampa Bay (12/6) and completed 14-of-20 (70.0 pct.) passes for 161 yards with one interception ... Amassed season-highs of 21 completions, 33 attempts, 299 yards and three touchdowns vs. Minnesota (12/20) ... Threw touchdowns of 1 yard to fullback Brad Hoover, 42 yards to wide receiver Steve Smith and 2 yards to running back Jonathan Stewart ... Compiled a 75.0 completion percentage and 139.8 quarterback rating on 15-of-20 passing for 171 yards and three touchdowns with no interceptions at N.Y. Giants (12/27) ... Threw three touchdowns on scoring strikes of 22 yards to wide receiver Muhsin Muhammad, 2 yards to tight end Jeff King and 27 yards to Smith.

2008 (Panthers) – Was the inactive third quarterback for the final 12 regular season games and one postseason contest ... Missed the first four games of the regular season due to injury.

2007 (Panthers) – Played in nine games with three starts ... Completed 63-of-111 attempts (56.8 pct.) for 730 yards and three touchdowns with five interceptions ... Compiled a 2-1 record as a starter over the final three weeks of the season, leading Carolina to victories vs. Seattle (12/16) and at Tampa Bay (12/30) ... Made NFL debut when starting QB David Carr was injured and left the game in the first quarter at New Orleans (10/7), completing his first NFL passing attempt for 43 yards to WR Keary Colbert directing the offense 69 yards in eight plays to set up a John Kasay field goal ... Made first career start vs. Seattle (12/16) and completed 19-of-27 passes (70.1 pct.) for 208 yards and no touchdowns with no

interceptions to produce a 92.8 quarterback rating ... Completed passes to seven different receivers, including a then career-long 54-yarder to tight end Dante Rosario ... Completed 15-of-28 attempts (53.6 pct.) for 182 yards with one touchdown with one interception vs. Dallas (12/22) ... Threw first career touchdown when he connected with WR Steve Smith for an 11-yard scoring strike ... Produced a season-long 57-yard completion to Smith in the fourth quarter ... Posted a 94.8 quarterback rating, completing 15-of-24 passes (62.5 pct.) for 174 yards and two touchdowns with one interception at Tampa Bay (12/30) against a Buccaneers pass defense that entered the contest ranked No. 2 in the NFL ... Notched the first two-touchdown pass performance of his career, throwing touchdown passes of 2 yards to tight end Christian Fauria and 20 yards to tight end Dante Rosario ...

ROOKIE HONORS: Named NFL Offensive Rookie of the Month for December after completing 49-of-79 passes (62.0 pct.) for 564 yards and three touchdowns with two interceptions to generate an 86.1 quarterback rating.

COLLEGE

Two-year letterman at Oregon State (2000-06) ... Began career at UCLA (2002-03) ... Started all 24 games that he played for the Beavers ... Finished career with 5,733 passing yards, 29 touchdowns and 26 interceptions on 440-of-733 passing attempts (60.0 pct.) ... Started 14 games as a senior in 2006 ... Named as an All-Pac 10 honorable mention ... Completed 229-of-378 passes (60.6 pct.) for 3,022 yards and 18 touchdowns with seven interceptions ... Set an Oregon State record for the most consecutive pass attempts (182) without an interception ... Named MVP of the Sun Bowl after throwing for 356 yards and four touchdowns and rushing for one touchdown ... Started 10 games as a junior in 2005 ... Completed 211-of-355 passes (59.4 pct.) for 2,711 yards and 11 touchdowns with 19 interceptions ... Attended the College of the Canyons in Santa Clarita, California in 2004 but did not play football ... Played in 13 games with five starts for the Bruins during his freshman and sophomore seasons ... Overall completed 85-of-165 passes (51.5 pct.) for 967 yards and four touchdowns with six interceptions ... Played in eight games with four starts for UCLA as a sophomore in 2003 ... Completed 52-of-103 passes (50.5 pct.) for 555 yards and two touchdowns with six interceptions ... Played in five games with one start as a freshman in 2002 ... Completed 33-of-62 passes (53.2 pct.) for 412 yards and two touchdowns with no interceptions ... Became the first true freshman quarterback in UCLA history to lead the Bruins to a victory in his first start ... Majored in speech communication.

PERSONAL

Attended William S. Hart High School in Newhall, California ... Led his team to a 13-0 record as a quarterback, culminating in a 42-13 win over Valencia in the CIF-Southern Section Division III title game as a senior ... Completed 234-of-353 (66.3 pct.) passes for 3,334 yards and 33 touchdowns and ran for 415 yards and seven scores ... Played as a safety as a junior, earning All-CIF acclaim with 80 tackles and 10 interceptions on the season ... Lettered twice in baseball, playing shortstop and third base ... Played youth football for six years with Palmdale Youth Football in California ... Selected as a third baseman in the 22nd round of the Major League Baseball Draft by the Los Angeles Angels in 2004 ... Worked with local schools in the Dolphins' Dave & Buster's and go-karting events ... Donated time and money to the team's annual holiday meal and toy giveaways ... Participated in the Miami Dolphins Foundation's Fins Weekend events ... Took part in the second annual Dolphins Cancer Challenge Celebrity Golf Tournament in April 2017 ... Married to Tara ... Has a daughter, Aubrey, and sons, Brodie and Wyatt ... Born Aug. 9, 1984.

MATT MOORE'S NFL REGULAR SEASON STATISTICS

YEAR	TEAM	GP	GS	ATT	CMP	PCT	YDS	Y/A	TD	INT	LG	SK/YDS	RATE
2007	CAROLINA	9	3	111	63	56.8	730	6.6	3	5	57	6/40	67.0
2009	CAROLINA	7	5	138	85	61.6	1053	7.6	8	2	66	9/78	98.5
2010	CAROLINA	6	5	143	79	55.2	857	6.0	5	10	39	13/90	55.6
2011	MIAMI	13	12	347	210	60.5	2497	7.2	16	9	65t	36/229	87.1
2012	MIAMI	2	0	19	11	57.9	131	6.9	1	0	37	2/9	96.6
2013	MIAMI	1	0	6	2	33.3	53	8.8	0	2	50	0/0	27.1
2014	MIAMI	2	0	4	2	50.0	21	5.3	0	0	14	0/0	65.6
2015	MIAMI	1	0	1	1	100.0	14	14.0	0	0	14	0/0	118.8
2016	MIAMI	4	3	87	55	63.2	721	8.3	8	3	66t	1/0	105.6
NFL TOTALS		45	28	856	508	59.3	6077	7.1	41	31	66	67/446	82.0

Career Regular Season Record As A Starter: (Carolina) 2-1 in 2007, 4-1 in 2009, 1-4 in 2010; (Miami) 6-6 in 2011, 2-1 in 2016 for total of 15-13.

MATT MOORE'S NFL PLAYOFF STATISTICS

YEAR	TEAM	GP	GS	ATT	CMP	PCT	YDS	Y/A	TD	INT	LG	SK/YDS	RATE
2016	MIAMI	1	1	36	29	80.6	289	8.0	1	1	37	5/36	97.8
NFL TOTALS		1	1	36	29	80.6	289	8.0	1	1	37	5/36	97.8

ADDITIONAL STATS

Miscellaneous Tackles: 2 in 2011.

2016 GAME-BY-GAME STATISTICS

DATE	OPPONENT	P/S	ATT	CMP	PCT	YDS	TD	INT	LG	SK/YDS
12/11	ARIZONA	1/0	5	3	60.0	47	0	0	29	0/0
12/17	at N.Y. Jets	1/1	18	12	66.7	236	4	1	66t	1/0

12/24	at Buffalo	1/1	30	16	53.3	233	2	1	56t	0/0
01/01	NEW ENGLAND	1/1	34	24	70.6	205	2	1	25t	0/0
TOTALS		4/3	87	55	63.2	721	8	3	66t	1/0

2015 GAME-BY-GAME STATISTICS

DATE	OPPONENT	P/S	ATT	CMP	PCT	YDS	TD	INT	LG	SK/YDS
10/25	HOUSTON	1/0	1	1	100.0	14	0	0	14	0/0
TOTALS		1/0	1	1	100.0	14	0	0	14	0/0

2014 GAME-BY-GAME STATISTICS

DATE	OPPONENT	P/S	ATT	CMP	PCT	YDS	TD	INT	LG	SK/YDS
09/28	at Oakland	1/0	0	0	0.0	0	0	0	-	0/0
11/02	SAN DIEGO	1/0	4	2	50.0	21	0	0	14	0/0
TOTALS		2/0	4	2	50.0	21	0	0	-	0/0

2013 GAME-BY-GAME STATISTICS

DATE	OPPONENT	P/S	ATT	CMP	PCT	YDS	TD	INT	LG	SK/YDS
12/22	at Buffalo	1/0	6	2	33.3	53	0	2	50	0/0
TOTALS		1/0	6	2	33.3	53	0	2	50	0/0

2012 GAME-BY-GAME STATISTICS

DATE	OPPONENT	P/S	ATT	CMP	PCT	YDS	TD	INT	LG	SK/YDS
10/28	at N.Y. Jets	1/0	19	11	57.9	131	1	0	37	1/1
11/11	TENNESSEE	1/0	0	0	0.0	0	0	0	-	1/8
TOTALS		2/0	19	11	57.9	131	1	0	37	2/9

2011 GAME-BY-GAME STATISTICS

DATE	OPPONENT	P/S	ATT	CMP	PCT	YDS	TD	INT	LG	SK/YDS
10/02	at San Diego	1/0	26	17	65.4	167	0	1	31	3/18

10/17	at N.Y. Jets	1/1	34	16	47.1	204	0	2	46	4/14
10/23	DENVER	1/1	33	22	66.7	197	1	0	29	4/24
10/30	at N.Y. Giants	1/1	22	13	59.1	138	0	1	24	5/37
11/06	at Kansas City	1/1	23	17	73.9	244	3	0	35t	0/0
11/13	WASHINGTON	1/1	29	20	69.0	209	0	1	28	2/9
11/20	BUFFALO	1/1	20	14	70.0	160	3	0	46	1/13
11/24	at Dallas	1/1	32	19	59.4	288	1	0	41	4/25
12/04	OAKLAND	1/1	25	13	52.0	162	1	0	38	1/9
12/11	PHILADELPHIA	1/1	19	11	57.9	95	1	1	21	4/22
12/18	at Buffalo	1/1	20	10	50.0	217	2	0	65t	2/23
12/24	at New England	1/1	32	16	50.0	281	3	1	47	5/28
01/01	N.Y. JETS	1/1	32	22	68.8	135	1	2	19	1/7
TOTALS		13/12	347	210	60.5	2497	16	9	65t	36/229

2010 GAME-BY-GAME STATISTICS

DATE	OPPONENT	P/S	ATT	CMP	PCT	YDS	TD	INT	LG	SK/YDS
09/12	at N.Y. Giants	1/1	33	14	42.4	182	1	3	27	4/34
09/19	TAMPA BAY	1/1	16	6	37.5	125	1	1	37t	4/25
10/10	CHICAGO	1/0	10	5	50.0	35	0	2	14	0/0
10/24	SAN FRANCISCO	1/1	41	28	68.3	308	2	1	39	1/5
10/31	at St. Louis	1/1	37	23	62.2	194	1	3	20	3/18
11/07	NEW ORLEANS	1/1	6	3	50.0	13	0	0	6	1/8
TOTALS		6/5	143	79	55.2	857	5	10	6	13/90

2009 GAME-BY-GAME STATISTICS

DATE	OPPONENT	P/S	ATT	CMP	PCT	YDS	TD	INT	LG	SK/YDS
------	----------	-----	-----	-----	-----	-----	----	-----	----	--------

09/13	PHILADELPHIA	1/0	11	6	54.5	63	0	1	19	1/10
11/01	at Arizona	1/0	1	0	0.0	0	0	0	-	0/0
12/06	TAMPA BAY	1/1	20	14	70.0	161	0	1	66	1/9
12/13	at New England	1/1	30	15	50.0	197	1	0	44	2/18
12/20	MINNESOTA	1/1	33	21	63.6	299	3	0	55	2/26
12/27	at N.Y. Giants	1/1	20	15	75.0	171	3	0	27t	1/2
01/03	NEW ORLEANS	1/1	23	14	60.9	162	1	0	30t	2/13
TOTALS		7/5	138	85	61.6	1053	8	2	66	9/78

2007 GAME-BY-GAME STATISTICS

DATE	OPPONENT	P/S	ATT	CMP	PCT	YDS	TD	INT	LG	SK/YDS
10/07	at New Orleans	1/0	2	1	50.0	43	0	0	43	0/0
10/14	at Arizona	1/0	0	0	0.0	0	0	0	-	0/0
11/04	at Tennessee	1/0	5	2	40.0	36	0	1	30	0/0
11/11	ATLANTA	1/0	1	0	0.0	0	0	1	-	0/0
11/25	NEW ORLEANS	1/0	14	8	57.1	66	0	1	14	0/0
12/09	at Jacksonville	1/0	10	3	30.0	21	0	0	8	0/0
12/16	SEATTLE	1/1	27	19	70.4	208	0	0	54	0/0
12/22	DALLAS	1/1	28	15	53.6	182	1	1	57	5/35
12/30	at Tampa Bay	1/1	24	15	62.5	174	2	1	46	1/5
TOTALS		9/3	111	63	56.8	730	3	5	8	6/40

SINGLE-GAME HIGHS

Pass Attempts:	41	vs. San Francisco, 10/24/10
	37	at St. Louis, 10/31/10

	36	at Pittsburgh, 1/8/17*
	34	at N.Y. Jets, 10/17/11
	34	vs. New England, 1/1/17
Pass Completions:	29	at Pittsburgh, 1/8/17*
	28	vs. San Francisco, 10/24/10
	24	vs. New England, 1/1/17
	23	at St. Louis, 10/31/10
	22	vs. Denver, 10/23/11
	22	vs. N.Y. Jets, 1/1/12
Yards Passing:	308	vs. San Francisco, 10/24/10
	299	vs. Minnesota, 12/20/09
	289	at Pittsburgh, 1/8/17*
	288	at Dallas, 11/24/11
	281	at New England, 12/24/11
TD Passes:	4	at N.Y. Jets, 12/17/16
	3	vs. Minnesota, 12/20/09
	3	at N.Y. Giants, 12/27/09
	3	at Kansas City, 11/6/11
	3	vs. Buffalo, 11/20/11
	3	at New England, 12/24/11
Long Passes:	66	vs. Tampa Bay, 12/6/09
	66t	at N.Y. Jets, 12/17/16
	65t	at Buffalo, 12/18/11

	57	vs. Dallas, 12/22/07
	56t	at Buffalo, 12/24/16
Completion Pct.:	80.6	at Pittsburgh, 1/8/17* (29 of 36)
	75.0	at N.Y. Giants, 12/27/09 (15 of 20)
	73.9	at Kansas City, 11/6/11 (17 of 23)
	70.6	vs. New England, 1/1/17 (24 of 34)
	70.4	vs. Seattle, 12/16/07 (19 of 27)
Passer Rating:	147.5	at Kansas City, 11/6/11
	139.8	at N.Y. Giants, 12/27/09
	133.3	vs. Buffalo, 11/20/11
	126.2	at N.Y. Jets, 12/17/16
	123.2	vs. Minnesota, 12/20/09
Rush Attempts:	5	vs. Minnesota, 12/20/09
	5	at N.Y. Giants, 10/30/11
	5	vs. Oakland, 12/4/11
	4	at N.Y. Giants, 12/27/09
	4	at Kansas City, 11/6/11
	4	at N.Y. Jets, 10/28/12
Rushing Yards:	31	at N.Y. Giants, 10/30/11
	22	vs. Oakland, 12/4/11
	15	at N.Y. Giants, 9/12/10
	14	vs. Washington, 11/13/11
Longest Run:	16	at N.Y. Giants, 10/30/11

* Playoff Game

[Homepage](#)[Media Resources](#)[Media](#)[Credentials](#)[Weekly Game Info](#)[History](#)**#11 / WR**

DeVante Parker

HT: 6-3 / WT: 212

Born: January 20, 1993 / College: Louisville '15

Acquired: D1, '15 / NFL Yr: 3rd / Dolphins Yr: 3rd

PRO CAREER

CAREER TRANSACTIONS: Originally a first-round draft selection (14th overall) of the Dolphins in the 2015 NFL draft.

2017 (Dolphins) – Registered four catches for 85 yards (21.3 avg.) at L.A. Chargers ... Caught a 31-yard pass from QB Jay Cutler to the Chargers' 6-yard line.

2016 (Dolphins) – Played in 15 games with eight starts ... Inactive for one game due to injury ... Recorded 56 receptions for 744 yards (13.3 avg.) and four touchdowns ... Added two miscellaneous tackles ... Recorded eight receptions for 106 yards (13.3 avg.) at New England (9/18) ... All eight receptions came in the second half ... Registered three catches for 51 yards (17.0 avg.) and one touchdown vs. Cleveland (9/25) ... Hauled in a 26-yard touchdown reception from QB Ryan Tannehill in the first quarter ... Caught two passes for 70 yards (35.0 avg.) vs. Tennessee (10/9) ... Recorded five catches for 28 yards (5.6 avg.) vs. Pittsburgh (10/16) ... Registered five receptions for 103 yards (20.6 avg.) in the 31-24 victory at San Diego (11/13) ... Led the team with eight receptions for 79 yards (9.9 avg.) and one touchdown in the 14-10 win at Los Angeles (11/20) ... Hauled in a 9-yard go-ahead touchdown catch with 36 seconds remaining in the game to put Miami up 14-10 ... Recorded three receptions for 34 yards (11.3 avg.) and one touchdown at Baltimore (12/4) ... Scored a touchdown on an 8-yard catch in the fourth quarter ... Led the team with four receptions for 85 yards (21.3 avg.) and one touchdown in the 34-31 victory at Buffalo (12/24) ... Hauled in a 56-yard touchdown catch on

Miami's first possession of the second half ... It tied the longest reception of his season and was his longest touchdown catch of the year ...

POSTSEASON: Recorded four receptions for 55 yards (13.8 avg.) in the AFC Wild Card game at Pittsburgh (1/8/17).

2015 (Dolphins) – Played in 14 games with four starts as a rookie ... Inactive for one contest and did not play in one game ... Recorded 26 receptions for 494 yards (19.0 avg.) with three touchdowns ... Added one miscellaneous tackle ... Made his NFL debut in 17-10 win at Washington (9/13) ... Recorded the first reception of his career for 3 yards at Jacksonville (9/20) ... Caught four passes for 80 yards (20.0 avg.) and one touchdown at N.Y. Jets (11/29) ... The touchdown, a 33-yard reception from QB Ryan Tannehill, was the first of his career ... Made first career start vs. Baltimore (12/6) and caught three passes for 63 yards (21.0 avg.), including a 38-yard touchdown from QB Ryan Tannehill ... Totaled four receptions for 87 yards (21.8 avg.) at San Diego (12/20) ... Caught four passes for 93 yards (23.3 avg.) in a start vs. Indianapolis (12/27) ... Posted 106 yards and one touchdown on five catches (21.2 avg.) in a start vs. New England (1/3/16) ... Became the first Dolphins rookie wide receiver to top 100 receiving yards in a game since 2001 (Chris Chambers at New England) ...

AVERAGE PER RECEPTION: With his 26 receptions for 494 yards, Parker averaged 19.0 yards per catch ... His 19.0 avg. was the highest among rookies in Dolphins history:

HIGHEST YARDS PER CATCH AMONG ALL-TIME DOLPHINS ROOKIES

(MINIMUM 20 CATCHES)

RNK	PLAYER	YEAR	REC.	YARDS	AVG.
1.	DEVANTE PARKER	2015	26	494	19.0
2.	Chris Chambers	2001	48	883	18.4
3.	Ferrell Edmunds	1988	33	575	17.4
4.	Nat Moore	1974	37	605	16.4
5.	Brian Hartline	2009	31	506	16.3

In addition, his 19.0 avg. was the highest among rookies in the NFL in 2015 with at least 25 receptions:

HIGHEST YARDS PER CATCH AMONG NFL ROOKIES IN 2015

(MINIMUM 25 CATCHES)

RNK	PLAYER	TEAM	REC.	YARDS	AVG.
-----	--------	------	------	-------	------

1.	DEVANTE PARKER	MIAMI	26	494	19.0
2.	Dorial Green-Beckham	Tennessee	32	549	17.2
3.	Devin Funchess	Carolina	31	473	15.3
4.	Amari Cooper	Oakland	72	1,070	14.9
5.	Stefon Diggs	Minnesota	52	720	13.9

DECEMBER/JANUARY SUCCESS: Parker led all NFL rookies with 365 receiving yards in December 2015/January 2016 ... He also led AFC rookie wide receivers with 18 receptions in that time period ... In addition, he was tied among all AFC rookies with two touchdown receptions in December/January:

MOST RECEIVING YARDS AMONG ROOKIES IN DECEMBER/JANUARY

RNK	PLAYER	TEAM	REC. YARDS	TDS
1.	DEVANTE PARKER	MIAMI	365	2
2.	Tyler Lockett	Seattle	318	3
3.	Dorial Green-Beckham	Tennessee	306	2
4.	Will Tye	N.Y. Giants	238	3
5.	Amari Cooper	Oakland	219	2

COLLEGE

Four-year letterman (2011-14) and two-year starter at Louisville ... Played in 42 career games with 18 starts ... Recorded career totals of 156 receptions for 2,775 yards (17.8 avg.) and 33 touchdowns ... Had 10 career 100-yard games ... Played in and started six games as a senior in 2014 ... Earned second-team All-ACC honors ... Recorded 43 receptions for 855 yards (19.9 avg.) and five touchdowns ... Started all 12 games as a junior in 2013 ... Finished season with 55 receptions for 885 yards (16.1 avg.) ... Tied school record with 12 receiving touchdowns ... Played in all 13 games as a sophomore in 2012 ... Led team with 744 receiving yards and 10 touchdowns ... Ended season with six straight games with a touchdown ... Finished season with two 100-yard receiving games ... Played in 11 games as a freshman in 2011 ... Totaled 291 yards on 18 receptions (16.2 avg.) ... Led team with six touchdowns on the season ... Majored in communications.

PERSONAL

Attended Ballard High School in Louisville, Ky. ... Named first-team all-state twice in football ... Caught 68 passes for 1,793 yards

(26.4 avg.) and 19 touchdowns as a senior ... Co-winner of the Paul Hornung Award as the state's top player ... Helped distribute Thanksgiving meals to local South Florida families in November 2016 ... Father, Anthony Shelman, played running back at Louisville ... Born Jan. 20, 1993.

DEVANTE PARKER'S NFL REGULAR SEASON STATISTICS

YEAR	TEAM	RECEIVING								RUSHING			
		GP	GS	REC	YDS	AVG	LG	TD	ATT	YDS	AVG	LG	TD
2015	MIAMI	14	4	26	494	19.0	49	3	0	0	0.0	0	0
2016	MIAMI	15	8	56	744	13.3	56t	4	0	0	0.0	0	0
2017	MIAMI	1	1	4	85	21.3	31	0	0	0	0.0	0	0
NFL TOTALS		30	13	86	1323	15.4	56t	7	0	0	0.0	0	0

DEVANTE PARKER'S NFL PLAYOFF STATISTICS

YEAR	TEAM	RECEIVING								RUSHING			
		GP	GS	REC	YDS	AVG	LG	TD	ATT	YDS	AVG	LG	TD
2016	MIAMI	1	0	4	55	13.8	37	0	0	0	0.0	0	0
NFL TOTALS		1	0	4	55	13.8	37	0	0	0	0.0	0	0

ADDITIONAL STATS

Miscellaneous Tackles: 1 in 2015, 2 in 2016 for total of 3.

SINGLE-GAME HIGHS

Receptions:	8	at New England, 9/18/16
	8	at Los Angeles, 11/20/16
	5	vs. New England, 1/3/16
	5	vs. Pittsburgh, 10/16/16
	5	at San Diego, 11/13/16

	5	vs. New England, 1/1/17
Receiving Yards:	106	vs. New England, 1/3/16
	106	at New England, 9/18/16
	103	at San Diego, 11/13/16
	93	vs. Indianapolis, 12/27/15
	87	at San Diego, 12/20/15
Longest Receptions:	56	at San Diego, 11/13/16
	56t	at Buffalo, 12/24/16
	50	vs. Tennessee, 10/9/16
	49	vs. Indianapolis, 12/27/15
	46	vs. New England, 1/3/16
	46	vs. San Francisco, 11/27/16
TD Receptions:	1	at N.Y. Jets, 11/29/15
	1	vs. Baltimore, 12/6/15
	1	vs. New England, 1/3/16
	1	vs. Cleveland, 9/25/16
	1	at Los Angeles, 11/20/16
	1	at Baltimore, 12/4/16
	1	at Buffalo, 12/24/16

100-YARD RECEIVING GAMES (3)

DATE	OPPONENT	ATT	YDS	AVG	LG	TD
1/3/16	vs. New England	5	106	21.2	46	1
9/18/16	at New England	8	106	13.3	28	0

11/13/16	at San Diego	5	103	20.6	56	0
----------	--------------	---	-----	------	----	---

2017 GAME-BY-GAME STATISTICS

DATE	OPPONENT	P/S	REC	YDS	AVG	LG	TD
09/17	at L.A. Chargers	1/1	4	85	21.3	31	0
TOTALS		1/1	4	85	21.3	31	0

2016 GAME-BY-GAME STATISTICS

DATE	OPPONENT	P/S	REC	YDS	AVG	LG	TD
09/18	at New England	1/1	8	106	13.3	28	0
09/25	CLEVELAND	1/1	3	51	17.0	26t	1
09/29	at Cincinnati	1/1	2	20	10.0	15	0
10/09	TENNESSEE	1/0	2	70	35.0	50	0
10/16	PITTSBURGH	1/0	5	28	5.6	11	0
10/23	BUFFALO	1/0	3	20	6.7	9	0
11/06	N.Y. JETS	1/0	2	8	4.0	4	0
11/13	at San Diego	1/1	5	103	20.6	56	0
11/20	at L.A. Rams	1/1	8	79	9.9	15	1
11/27	SAN FRANCISCO	1/0	3	64	21.3	46	0
12/04	at Baltimore	1/1	3	34	11.3	17	1
12/11	ARIZONA	1/1	2	14	7.0	11	0
12/17	at N.Y. Jets	1/0	1	17	17.0	17	0
12/24	at Buffalo	1/0	4	85	21.3	56t	1
01/01	NEW ENGLAND	1/1	5	45	9.0	18	0
TOTALS		15/8	56	744	13.3	56	4

2015 GAME-BY-GAME STATISTICS

DATE	OPPONENT	P/S	REC	YDS	AVG	LG	TD
09/13	at Washington	1/0	0	0	0.0	-	0
09/20	at Jacksonville	1/0	1	3	3.0	3	0
09/27	BUFFALO	1/0	3	46	15.3	19	0
10/04	N.Y. JETS	1/0	0	0	0.0	-	0
10/18	at Tennessee	1/0	0	0	0.0	-	0
10/25	HOUSTON	1/0	0	0	0.0	-	0
10/29	at New England	1/0	0	0	0.0	-	0
11/22	DALLAS	1/0	0	0	0.0	-	0
11/29	at N.Y. Jets	1/0	4	80	20.0	33t	1
12/06	BALTIMORE	1/1	3	63	21.0	38t	1
12/14	N.Y. GIANTS	1/1	2	16	8.0	14	0
12/20	at San Diego	1/0	4	87	21.8	35	0
12/27	INDIANAPOLIS	1/1	4	93	23.3	49	0
01/03	NEW ENGLAND	1/1	5	106	21.2	46	1
TOTALS		14/4	26	494	19.0	49	3

[Homepage](#)[Media Resources](#)[Media](#)[Credentials](#)[Weekly Game Info](#)[History](#)

#1 / K

Cody Parkey

HT: 6-0 / WT: 190

Born: February 19, 1992 / College: Auburn '14

Acquired: Wai., '17 (Cle.) / NFL Yr: 3rd / Dolphins Yr: 1st

PRO CAREER

CAREER PRO BOWL SELECTIONS: 1 (2014)**CAREER TRANSACTIONS:** Signed by the Dolphins on Sept. 3, 2017 ... Waived by Cleveland on Sept. 2, 2017 ... Signed by Cleveland on Sept. 24, 2016 ... Waived by Philadelphia on Sept. 3 2016 ... Acquired by Philadelphia in a trade with Indianapolis on Aug. 20, 2014 ... Signed by Indianapolis as an undrafted college free agent on May 11, 2014.**2017 (Dolphins)** – Made Dolphins debut at L.A. Chargers (9/17) ... Connected on 4-of-4 FGs (100.0 pct.) and 1-of-1 PATs (100.0 pct.) ... Kicked a 54-yard game-winning field goal with 1:05 remaining in the fourth quarter ... The kick was the longest game-winning field goal in Dolphins history and matched Parkey's career high ... He is a perfect 6-for-6 (100.0 pct.) in career field goal opportunities from 50-plus yards ... Also tallied his 250th career point.**2016 (Browns)** – Played in 14 games ... Converted 20-of-25 (80.0 pct.) FGs and 20-of-21 (95.2 pct.) PATs ... Scored 80 points on the season ... Kicked a season-long 51-yard field goal at Washington (10/2) ... Connected on 2-of-2 FGs and and 2-of-2 PATs in a win vs. San Diego (12/24).

2015 (Eagles) – Played in three games ... Placed on injured reserve on Sept. 29 ... Converted 3-of-4 (75.0 pct.) FGs and 7-of-7 (100.0 pct.) PATs ... Kicked a season-long 46-yard field goal vs. Dallas (9/20) ... Connected on 1-of-1 FGs and 3-of-3 PATs in a win at N.Y. Jets.

2014 (Eagles) – Played in all 16 games ... Converted 32-of-36 (88.9 pct.) FGs and 54-of-54 (100.0 pct.) PATs ... Set a franchise record and an NFL rookie scoring record with 150 points on the season ... Converted 17 consecutive field goals on the season, the second-longest streak in team history ... Set a single-season franchise record with four 50-yard field goals and 46 touchbacks ... Tied a single-season record with a 88.9 pct. FG conversion rate ... Kicked a season-long 54-yard field goal at Arizona (10/26) ...

PRO BOWL: Selected to his first Pro Bowl following the season ... Made 2-of-2 PATs.

COLLEGE

Four-year letterman at Auburn (2010-13) ... Played in 46 career games ... Converted 39-of-53 FGs (73.6 pct.) and 136-of-138 (98.6 pct.) PATs ... Finished in the top five of every career kicking category in school history ... Played in 14 games as a senior in 2013 ... Converted 15-of-21 (71.4 pct.) FGs and 66-of-67 (98.5 pct.) PATs ... Led the country with 69 touchbacks Named Senior Bowl Most Outstanding Specialist ... Earned SEC Academic Honor Roll ... Added 14 of 19 field goal attempts ... Played in 12 games as a junior in 2012 ... Converted 11-of- 14 (78.6 pct.) FGs and 27-of-27 (100.0 pct.) PATs ... Played in 13 games as a sophomore in 2011 ... Converted on 13-of-18 (72.2 pct.) and 41-of-42 (97.6) PATs ... Played in seven games as a freshman in 2010 ... Converted 2-of-2 (100.0 pct.) PATs ... Mainly handled kickoff duties ... Majored in communication.

PERSONAL

Attended Jupiter (Fla.) High School ... Ranked No. 1 kicker by ESPN.com/Scouts Inc. ... Ranked No. 2 placekicker by Scout.com ... 2010 Under Armour All-American game ... Ranked by Rivals.com as the No. 1 most accurate kicker and the No. 6 kicker overall ... Named to the PrepStar All-America team ... Named third-team All-American by EA Sports in 2009 ... 9-of-12 on FGs and 8-of-9 on PATs in his senior season, including a long of 42 yards ... Kicked field goals of 51 and 43 yards during the Outback All-Star game in Palm Beach, Fla. ... Involved with The Lutzie 43 Foundation, established in the memory of Auburn teammate Philip Lutzenkirchen, which aims to develop character in young athletes and coaches through leadership, charity, compassion, mentorship, hard work, honesty and faith ... Born on Feb. 19, 1992.

CODY PARKEY'S NFL REGULAR SEASON STATISTICS

YEAR	TEAM	GP	FGM	FGA	PCT	LG	XPM	XPA	PCT	PTS
2014	PHILADELPHIA	16	32	36	88.9	54	54	54	100.0	150
2015	PHILADELPHIA	3	3	4	75.0	46	7	7	100.0	16

2016	CLEVELAND	14	20	25	80.0	51	20	21	95.2	80
2017	MIAMI	1	4	4	100.0	54	1	1	100.0	13
NFL TOTALS		34	59	69	85.5	54	82	83	98.8	259

© 2017 Miami Dolphins

[Homepage](#)[Media Resources](#)[Media](#)[Credentials](#)[Weekly Game Info](#)[History](#)**#34 / RB**

Senorise Perry

HT: 6-0 / WT: 210

Born: September 19, 1991 / College: Louisville '14

Acquired: FA, '16 / NFL Yr: 3rd / Dolphins Yr: 1st

PRO CAREER

CAREER TRANSACTIONS: Signed by the Dolphins on Jan. 10, 2017 ... Signed to Miami's practice squad on Oct. 12, 2016 ... Released from Chicago's practice squad on Sept. 13, 2016 ... Signed to Chicago's practice squad on Sept. 4, 2016 ... Waived by Chicago on Aug. 28, 2016 ... Originally signed by Chicago as an undrafted college free agent on May 19, 2014.

2017 (Dolphins) – Appeared on special teams in Dolphins debut at L.A. Chargers (9/17).

2016 (Bears/Dolphins) – Spent 11 games on the Dolphins practice squad and one contest on Chicago's practice squad ... Was with Chicago during the offseason and training camp before being waived on Aug. 28.

2015 (Bears) – Missed the entire season after he was placed on injured reserve on Sept. 1.

2014 (Bears) – Played in all 16 games ... Recorded one reception for -1 yard ... Added four kickoff returns for 88 yards (22.0 avg.) ... Also made 10 special teams tackles and forced two fumbles ... Made his NFL debut with one assisted special teams tackle vs. Buffalo (9/7) ... Forced the first fumble of his career and had one solo special teams stop at Carolina (10/5) ... Totaled two special teams tackles (one solo) and one forced fumble at Detroit (11/27) ... Also played on offense and had one reception for -1 yard.

COLLEGE

Four-year letterman (2010-13) and one-year starter at Louisville ... Played in 46 career games with six starts ... Recorded career totals of 289 carries for 1,409 yards (4.9 avg.) and 18 touchdowns ... Added 36 receptions for 359 yards (10.0 avg.) and one touchdown ... Also returned 22 kickoff returns for 513 yards (23.3 avg.) ... Totaled 30 tackles (23 solo) and one forced fumble ... Played in all 13 games with six starts as a senior in 2013 ... Recorded 141 carries for 677 yards (4.8 avg.) and six touchdowns ... Added 18 receptions for 178 yards (9.9 avg.) and one touchdown ... Also returned seven kickoffs for 166 yards (23.7 avg.) ... Had seven tackles (six solo) and one forced fumble ... Played in 11 games as a junior in 2012 ... Recorded 136 carries for 705 yards (5.2 avg.) and 11 touchdowns ... Added 18 receptions for 181 yards (10.1 avg.) ... Also returned seven kickoffs for 137 yards (19.6 avg.) ... Had five tackles (two solo) ... His 11 rushing touchdowns led the team and his 705 rushing yards were second on the squad ... Played in all 13 games as a sophomore in 2011 ... Recorded 12 carries for 27 yards (2.3 avg.) and one touchdown ... Added eight kickoff returns for 210 yards (26.3 avg.) ... Also had 11 tackles (nine solo) and one blocked punt ... Played in nine games as a true freshman in 2010 ... Recorded seven tackles (six solo) on special teams ... Majored in communications.

PERSONAL

Attended Chattooga High School in Summerville, Georgia ... Recorded 918 rushing yards, 216 receiving yards, 12 offensive touchdowns and six return touchdowns as a senior in 2009 ... Earned all-state honors as a return specialist ... Also played linebacker and was an all-area selection on defense ... Also participated in track and field ... Won the state championship in the 100 meters as a sophomore in spring 2008 ... Participated in the 2017 Dolphins Business Combine at Hard Rock Stadium where he and teammates learned about the different behind the scenes jobs of an NFL team First name is pronounced Suh-norris ... Born on Sept. 19, 1991.

SENRORISE PERRY'S NFL REGULAR SEASON STATISTICS

YEAR	TEAM	GP	GS	ATT	RUSHING				RECEIVING				
					YDS	AVG	LG	TD	REC	YDS	AVG	LG	TD
2014	CHICAGO	16	0	0	0	0.0	0	0	1	-1	-1.0	-1	0
2017	MIAMI	1	0	0	0	0.0	0	0	0	0	0.0	0	0
NFL TOTALS		17	0	0	0	0.0	0	0	1	-1	-1.0	-1	0

SENRORISE PERRY'S NFL REGULAR SEASON RETURNING STATISTICS

YEAR	TEAM	KICKOFF RETURN					PUNT RETURN					
		KR	YDS	AVG	LG	TD	PR	FC	YDS	AVG	LG	TD
2014	CHICAGO	4	88	22.0	21	0	0	0	0	0.0	-	0

NFL TOTALS

4

88

22.0

21

0

0

0

0

0.0

-

0

ADDITIONAL STATS

Special Teams Tackles: (Chicago) 10 in 2014.

Kickoff Returns: (Chicago) 4 for 86 yards in 2014.

© 2017 Miami Dolphins



#97 / DT

Jordan Phillips

HT: 6-6 / WT: 333

Born: September 21, 1992 / College: Oklahoma '15

Acquired: D2, '15 / NFL Yr: 3rd / Dolphins Yr: 3rd

PRO CAREER

CAREER TRANSACTIONS: Originally a second-round selection (52nd overall) of the Dolphins in the 2015 NFL draft.

2017 (Dolphins) – Recorded three solo tackles at L.A. Chargers (9/17).

2016 (Dolphins) – Played in 16 games with 11 starts ... Recorded 23 tackles (13 solo), 0.5 sacks, one interception and three passes defended ... Recorded four assisted tackles and a half-sack in the season opener at Seattle (9/11) ... Pushed Seattle's left guard into QB Russell Wilson, causing a fumble recovered by the Dolphins ... Totaled one solo tackle, one interception and one pass defended in the 27-23 win vs. N.Y. Jets (11/6) ... Intercepted QB Ryan Fitzpatrick and returned it 17 yards in the third quarter ... Blocked a K Chandler Catanzaro PAT that was returned by S Walt Aikens for a defensive two-point conversion vs. Arizona (12/11) ... Totaled two solo tackles and one pass defended vs. New England (1/1/17) ...

POSTSEASON: Recorded three tackles (two solo) in the AFC Wild Card game at Pittsburgh (1/8/17).

2015 (Dolphins) – Played in 15 games with four starts ... Inactive for one contest ... Recorded 19 tackles (14 solo), two sacks and four passes defended ... Totaled at least one tackle in each of the final seven games of the season ... Knocked down two passes

and made two solo stops vs. Dallas (11/22) ... Posted two solo stops at N.Y. Jets (11/29) ... Made first career start vs. Baltimore (12/6) and totaled four tackles (one solo) and one pass defensed that led to a S Reshad Jones interception ... Registered two solo tackles in a win vs. New England (1/3/16).

COLLEGE

Three-year letterman and two-year starter (2013-14) at Oklahoma ... Played in 28 career games with 17 starts ... Recorded 57 tackles (28 solo), two sacks, two passes defensed and a fumble recovery ... Started all 13 games at defensive tackle in 2014 as a redshirt freshman ... Named second-team All-Big 12 Conference ... Recorded 38 tackles (20 solo), two sacks, one pass defensed and one fumble recovery ... Started the first four games of his sophomore season before suffering a injury which ended his 2013 season ... Recorded seven tackles (two solo), 1.5 sacks and a pass defensed ... Played in 11 games as a redshirt freshman in 2012 ... Recorded 12 tackles (six solo) ...Redshirted for the 2011 season ... Majored in criminology.

PERSONAL

Attended Circle High School in Towanda, Kansas ... Ranked as the top overall recruit in the state of Kansas by Rivals.com and Scout.com ... Named an Under Armour All-American and a Class 4A all-state selection as a senior in 2010 ... Recorded 68 tackles and 8.5 sacks ... Also collected two fumble recoveries, two blocked kicks and an interception ... Registered 17 receptions for 400 yards (23.5 avg.) and four touchdowns, two rushing touchdowns and had a 36.9 yard punting average ... Recorded 40 tackles, 2.5 sacks, one forced fumble and two fumble recoveries as a junior in 2009 ... Also caught 15 passes for 138 yards (9.2 avg.) and two touchdowns ... Cheered on participants at the Dolphins Cancer Challenge in February 2017 ... Born Sept. 21, 1992.

JORDAN PHILLIPS' NFL REGULAR SEASON STATISTICS

YEAR	TEAM	GP	GS	TOT	SOLO	ASST	SK	YDS	INT	YDS	LG	TD	PD	FF	FR
2015	MIAMI	15	4	19	14	5	2.0	14.0	0	0	0	0	4	0	0
2016	MIAMI	16	11	23	13	10	0.5	0.0	1	17	17	0	3	0	0
2017	MIAMI	1	1	3	0	3	0.0	0.0	0	0	0	0	0	0	0
TOTALS		32	16	45	27	18	2.5	14.0	1	17	17	0	7	0	0

JORDAN PHILLIPS' NFL PLAYOFF STATISTICS

YEAR	TEAM	GP	GS	TOT	SOLO	ASST	SK	YDS	INT	YDS	LG	TD	PD	FF	FR
2016	MIAMI	1	1	3	2	1	0.0	0.0	0	0	0	0	0	0	0
TOTALS		1	1	3	2	1	0.0	0.0	0	0	0	0	0	0	0

ADDITIONAL STATS

Blocked Kicks: 1 extra point in 2016.

SINGLE-GAME HIGHS		
Tackles:	4	vs. Baltimore, 12/6/15
	4	at Seattle, 9/11/16
	3	at Pittsburgh, 1/8/17*
	2	12 times (last: vs. New England, 1/1/17)
Sacks:	1	at Washington, 9/13/15
	1	at Buffalo, 11/8/15
	0.5	at Seattle, 9/11/16
Interceptions:	1	vs. N.Y. Jets, 11/6/16
* Playoff game		



#51 / C

Mike Pouncey

HT: 6-5 / WT: 298

Born: July 24, 1989 / College: Florida '11

Acquired: D1, '11 / NFL Yr: 7th / Dolphins Yr: 7th

PRO CAREER

CAREER PRO BOWL SELECTIONS: 3 (2013-15)

CAREER TRANSACTIONS: Originally a first-round draft selection (15th overall) of the Dolphins in the 2011 NFL draft.

2017 (Dolphins) – Started at center at L.A. Chargers (9/17) ... Protected QB Jay Cutler, who complete 24-of-33 passes (72.7 pct.) for 230 yards and one touchdown ... Also blocked for RB Jay Ajayi, who rushed 28 times for 122 yards (4.4 avg.), snapping the Chargers' streak of 17 straight games without allowing a 100-yard rusher ... Selected by teammates to serve as a season-long captain.

2016 (Dolphins) – Started five games ... Inactive eight games due to injury ... Placed on injured reserve on Dec. 13, missing three games ... Only penalized once and allowed zero sacks on the season ... Made first start of the season vs. Tennessee (10/9) ... Helped QB Ryan Tannehill complete 12-of-18 passes (66.7 pct.) for 191 yards ... Protected QB Ryan Tannehill who completed 24-of-32 throws (75.0 pct.), and earned a 97.4 QB rating vs. Pittsburgh (10/16) ... Part of an o-line that did not allow a sack on the day ... Also blocked for RB Jay Ajayi who rushed for 204 yards, the sixth-most in a single game in team history ... The game marked his first football contest at any level competing against twin brother, C Maurkice Pouncey ... Helped QB Ryan Tannehill complete 15-of-25 passes (60 pct.) for 204 yards and one touchdown vs. Buffalo (10/23) ... Blocked for RB Jay Ajayi who rushed for a career-high 214 yards, the third most in a single game in franchise history ... Protected QB Ryan

Tannehill who completed 17-of-28 (60.7 pct.) passes for 149 yards and one touchdown vs. N.Y. Jets (11/6) ... Also blocked for RB Jay Ajayi who carried the ball 24 times for 111 yards (4.6 avg.) and one touchdown ... This was the third consecutive game Ajayi topped the 100-yard rushing mark ... Helped QB Ryan Tannehill complete 17-of-24 throws (70.1 pct.) for 240 yards and two touchdowns at San Diego (11/13) ... Tannehill posted a season high 130.6 QB rating ... Elected as a season-long team captain by his teammates.

2015 (Dolphins) – Played in and started 14 games ... Inactive for two contests ... Helped QB Ryan Tannehill throw for 4,208 yards, the ninth-best mark in the NFL ... Blocked for RB Lamar Miller, who matched his career high with eight rushing touchdowns ... Opened the season as the starting center in the 17-10 victory at Washington (9/13) ... Helped the offense total 434 yards and 180 rushing yards in a 38-10 win at Tennessee (10/18) ... Blocked for an offense that totaled season highs with 503 total yards and 248 rushing yards in a win vs. Houston (10/25) ... Paved the way for Miller's first-career back-to-back 100-plus yard rushing games ... Also protected Tannehill, who posted his first-career perfect passer rating (158.3) ...

PRO BOWL: Named to the Pro Bowl team for the third consecutive season ... Became the ninth offensive lineman in team history with three or more Pro Bowl selections and the only one to be selected at two different positions (selected as a guard in 2014) ... Pouncey's consecutive Pro Bowl nods are the most for a Dolphins offensive lineman since Keith Sims was selected to three-consecutive games following the 1993-95 seasons ... Joined Jim Langer and Dwight Stephenson as the only centers in team history to earn multiple Pro Bowl nods ...

HONORS: Earned the team's Don Shula Leadership Award ... The honor is voted on by the players ... Pouncey also won the award in 2012 ... Joined Dan Marino, Zach Thomas, Derrick Rodgers, Jason Taylor, Junior Seau, Karlos Dansby and Cameron Wake as the only Dolphins to win the award twice ... Also awarded the Good Guy Award, voted on annually by the local media.

2014 (Dolphins) – Played in and started 12 games at right guard ... Inactive the first four games of the season due to an injury ... Part of an offensive line that produced 361 first downs, tied for the second-most in a season in franchise history ... Helped RB Lamar Miller surpass the 1,000-yard rushing mark (1,099) for the first time in his career, and protected QB Ryan Tannehill on his way to throwing for 4,045 passing yards (most since Dan Marino's 4,453 in 1994) ... It marked the first time in franchise history that the team had a 1,000-yard rusher and a 4,000-yard passer in a season ... Started first game of the season at right guard vs. Green Bay (10/12) ... It marked his first career NFL start at a position other than center ... Started at Chicago (10/19) and helped protect Tannehill en route to completing 25-of-32 passes (78.1 pct.) for 277 yards and two touchdowns, good for a 123.6 passer rating ... Started vs. San Diego (11/2) and helped the Dolphins' offense amass 441 net yards, while not giving up a sack on the day ... Started vs. Minnesota (12/21), helping Miami's offense set a franchise single-game record with 36 first downs as Tannehill threw four touchdown passes ... Started vs. N.Y. Jets (12/28), helping Miller rush for 178 yards, including a 97-yarder in the third quarter, tied for the third-longest run in NFL history ...

PRO BOWL: Named to the NFL Pro Bowl team for the second straight year ... Selected to the Pro Bowl as a guard after making the roster the previous year at center ... He is the first offensive player and one of only three Dolphins overall to earn Pro Bowl recognition at different positions, joining Randy Starks (defensive end in 2011 and defensive tackle in 2013) and Cameron Wake (linebacker in 2011 and defensive end from 2013-15) ... He became the first Dolphins offensive lineman to appear in back-to-back Pro Bowls since Jake Long made four straight from 2009-12.

2013 (Dolphins) – Started 14 games at center ... Inactive for games vs. San Diego (11/17) and Carolina (11/24) because of an illness ...

PRO BOWL: Named to the NFL Pro Bowl team ... It marked his first selection to the Pro Bowl ... Became the first Dolphins center selected to the Pro Bowl since Tim Ruddy in 2000 and he is the fourth center selected overall in team history, joining Ruddy and Hall of Famers Jim Langer (1973-78) and Dwight Stephenson (1983-87).

2012 (Dolphins) – Started at center all 16 games ... Received the team's Don Shula Leadership Award following the season by a vote of his teammates.

2011 (Dolphins) – Started at center all 16 games ... Made his Dolphins and NFL debut in a start at center vs. New England (9/12) ... Part of an offensive line that helped the Dolphins rush for more than 200 yards twice in a three-game stretch (209 yards vs. Oakland (12/4) and 254 yards at Buffalo (12/18)) ...

ROOKIE DOLPHINS LINEMEN: With his 16 starts in 2011, Pouncey became the sixth rookie offensive lineman in Dolphins history to start all 16 games in a season, joining left tackle Jake Long in 2008, center Samson Satele in 2007, left tackle Wade Smith in 2003, right tackle Todd Wade in 2000 and left tackle Richmond Webb in 1990.

COLLEGE

Four-year letterman (2007-10) and three-year starter at Florida ... Played in 54 career games with 45 starts ... Started games at right offensive guard (28 games), center (13) and weak-side defensive tackle (four) ... Selected to play in the 2011 Under Armour Senior Bowl ... Started all 13 games at center as a senior in 2010, including the 2011 Outback Bowl game ... Earned second-team All-SEC honors by the Associated Press ... Started all 14 games as a junior in 2009, including the SEC Championship game vs. Alabama and the 2010 Allstate Sugar Bowl win vs. Cincinnati ... Started all 14 games at right guard as a sophomore in 2008 as part of the Gators' BCS National Championship team ... Played in 13 games with four starts as a true freshman in 2007 ... Started the final four regular season games of the year ... Made the move from offensive line to defensive line the week prior to the Vanderbilt game due to several injuries on the defensive line ... Had only seen action on the defensive side of the ball in goal line situations in high school ... Finished with eight tackles (five solo) ... Added one tackle for a loss of two yards and tallied one interception ... Made his first career interception in the fourth quarter of the Capital One Bowl vs. Michigan and returned it 9 yards, which eventually led to a go-ahead Florida touchdown ... Graduated with his B.A. in sociology in Aug. 2016.

PERSONAL

Attended Lakeland (Fla.) Senior High School ... Rated among the nation's top offensive guard recruits according to Scout.com (seventh) and Rivals.com (31st) ... Helped lead 2006 national champions Lakeland to its 45th consecutive victory, third-consecutive Class 5A state championship and second straight USA Today National Championship as a senior in 2006 ... Integral part of an offensive line that blocked for a 4,000-yard rushing team ... One of 16 offensive linemen in the Atlanta Journal-Constitution's Super Southern 100 ... Earned all-state honors as a junior ... Twin brother, Maurkice, was a first-round selection (18th overall) of the Pittsburgh Steelers in the 2010 NFL draft ... Mike and

Maurkice held their seventh annual “Team Pouncey 2 Of A Kind Football Camp and Cheer/Dance Clinic” on July 9, 2017 on their former high school field at Bryant Stadium in Lakeland, Fla ... Free for boys and girls ages 7-14, the camp teaches local children fundamental football skills with an emphasis on good sportsmanship, academic success, respect and leadership ... Also hosted a book bag drive in July 2017 through his Team Pouncey Foundation ... Participated in the Dolphins Cancer Challenge Celebrity Golf Tournament in April 2016 ... Participated in the Miami Dolphins “All-Community Team” program under the group name “Pouncey’s Posse” ... As part of the program, he purchased tickets, food vouchers, T-shirts and parking to each of the team’s regular season home games and donated them to a charitable organization ... Attended a fundraiser for Guadalupe Center ... Played video games with kids with disabilities from charities in Miami-Dade, Broward and Palm Beach county at Dave & Buster’s ... Participated in the Dan Marino WalkAbout Autism ... Worked with local schools in team’s Dave & Buster’s, mini-golf and go-karting events ... Took part in “A Prom To Remember” for local high schoolers with cancer ... Made a school visit as part of the NFL Play 60 program ... Shopped with foster kids at a local Dick’s Sporting Goods ... Fan of the Tampa Bay Buccaneers and L.A. Lakers as a child, and his favorite athletes were Bucs linebacker Derrick Brooks and Lakers guard Kobe Bryant ... Lists The Discovery Channel as favorite television show and Lil Wayne, Young Jeezy and Plies as his favorite recording artists ... Has a daughter, Janiyah, and a son, Kayden ... Last name is pronounced POUNCE-e ... Full name is James Michael Pouncey ... Born July 24, 1989 in Bartow, Florida.

MIKE POUNCEY'S NFL REGULAR SEASON STATISTICS		
GAMES/STARTS:	2011: 16/16, 2012: 16/16, 2013: 14/14, 2014: 12/12, 2015: 14/14, 2016: 5/5, 2017: 1/1	NFL TOTALS: 78/78

[Homepage](#)[Media Resources](#)[Media](#)[Credentials](#)[Weekly Game Info](#)[History](#)**#72 / T**

Eric Smith

HT: 6-4 / WT: 321

Born: September 2, 1995 / College: Virginia '17

Acquired: FA, '17 / NFL Yr: Rookie / Dolphins Yr: Rookie

PRO CAREER

CAREER TRANSACTIONS: Signed by the Dolphins as an undrafted college free agent on May 5, 2017.

2017 (Dolphins) – Inactive at L.A. Chargers (9/17).

COLLEGE

Signed by the Dolphins as an undrafted college free agent on May 5, 2017 ... Four-year starter (2013-16) at Virginia ... Played in 45 career games with 44 starts ... Started 44 consecutive games to finish his career ... Was the starting right tackle for every game from 2014-16 ... Started all 12 games at right tackle as a senior in 2016 ... Recorded 45 knockdown blocks and 13 cut blocks ... Led the team by appearing in 834 offensive plays ... Helped block for RB Taquan Mizzell who became the first player in ACC history with 1,500 career rushing and 1,500 career receiving yards ... Started all 12 games at right tackle as a junior in 2015 ... Appeared in 766 offensive plays and allowed just two sacks ... Helped block for RB Taquan Mizzell who broke the single-season ACC record for receiving yards by a running back (721) ... Started all 12 games at right tackle as a sophomore in 2014 ... Appeared in 777 offensive plays ... Played in nine games with eight starts as a true freshman in 2013 ... Earned Freshman All-American honors ... Became just the fourth true freshman to start at a tackle position in school history ... Appeared in 611 offensive plays ... Majored in anthropology

...

PERSONAL

Attended Columbia High School in Decatur, Georgia ... Earned all-county honors ... Also played basketball ... Born on Sept. 2, 1995.

© 2017 Miami Dolphins

[Homepage](#)[Media Resources](#)[Media](#)[Credentials](#)[Weekly Game Info](#)[History](#)

#27 / S

Maurice Smith

HT: 6-0 / WT: 197

Born: June 14, 1995 / College: Georgia '17

Acquired: FA, '17 / NFL Yr: Rookie / Dolphins Yr: Rookie

PRO CAREER

CAREER TRANSACTIONS: Signed by the Dolphins as an undrafted college free agent on May 5, 2017.

2017 (Dolphins) – Appeared on special teams in Dolphins debut at L.A. Chargers (9/17).

COLLEGE

Signed by the Dolphins as an undrafted college free agent on May 5, 2017 ... One-year starter (2016) at Georgia ... Was a graduate transfer from Alabama after the 2015 season ... Played in all 13 games with 11 starts as a senior in 2016 at Georgia ... Recorded 50 tackles (32 solo), one sack, two interceptions, five passes defended and two forced fumbles ... Served as a team captain ... Three-year letterman at Alabama (2013-15) ... Played in 40 career games with two starts at Alabama ... Recorded career totals of 38 tackles (19 solo), 1.5 sacks, five passes defended and one fumble recovery at Alabama ... Played in all 15 games as a junior in 2015 at Alabama ... Recorded 15 tackles (seven solo), one sack, one pass defended and one forced fumble ... Helped Alabama win the 2015 national championship ... Played in all 14 games with one start as a sophomore in 2014 ... Recorded 10 tackles (seven solo), 0.5 sacks and one pass defended ... Played in 11 games with one start as a true freshman in 2013 ... Recorded 13 tackles (five solo) and three passes defended ... Majored in exercise science ...

PERSONAL

Attended Dulles High School in Sugar Land, Texas ... Recorded one interception as a senior in 2012 ... Added 21 receptions for 389 yards (18.5 avg.) and seven touchdowns on offense ... Recorded 63 tackles and three interceptions as a junior in 2011 ... Born on June 14, 1995.

MAURICE SMITH'S NFL REGULAR SEASON STATISTICS

YEAR	TEAM	GP	GS	TOT	SOLO	ASST	SK	YDS	INT	YDS	LG	TD	PD	FF	FR
2017	MIAMI	1	0	0	0	0	0.0	0.0	0	0	0	0	0	0	0
TOTALS		1	0	0	0	0	0.0	0.0	0	0	0	0	0	0	0



#65 / C/G

Anthony Steen

HT: 6-4 / WT: 320

Born: May 9, 1990 / College: Alabama '14

Acquired: FA, '16 / NFL Yr: 2nd / Dolphins Yr: 2nd

PRO CAREER

CAREER TRANSACTIONS: Signed by the Dolphins on Jan. 5, 2016 ... Signed to the Dolphins practice squad on Nov. 24, 2015 ... Released from Arizona's practice squad on Sept. 22, 2015 ... Signed to Arizona's practice squad on Sept. 10, 2015 ... Waived by Arizona on Sept. 5, 2015 ... Activated from Arizona's practice squad on Dec. 1, 2014 ... Signed to Arizona's practice squad on Aug. 31, 2014 ... Waived by Arizona on Aug. 30, 2014 ... Originally signed by Arizona as an undrafted college free agent on May 12, 2014.

2017 (Dolphins) – Started at left guard at L.A. Chargers (9/17) ... Protected QB Jay Cutler, who complete 24-of-33 passes (72.7 pct.) for 230 yards and one touchdown ... Also blocked for RB Jay Ajayi, who rushed 28 times for 122 yards (4.4 avg.), snapping the Chargers' streak of 17 straight games without allowing a 100-yard rusher.

2016 (Dolphins) – Played in 15 games with seven starts at center ... Inactive one game due to injury ... Only penalized twice and did not allow a sack on the season ... Appeared in first NFL game and started at Seattle (9/11) ... Protected QB Ryan Tannehill who completed 16-of-29 for 186 yards and a 74.8 QB rating ... Started at New England (9/18) and helped QB Ryan Tannehill complete 32-of-45 passes for 387 yards and two touchdowns ... O-line did not allow a sack in the game ... Started vs. Cleveland (9/25) and helped QB Ryan Tannehill complete 25-of-39 passes (64.1 pct.) for 319 yards and three touchdowns ... Left the game due to injury in

the fourth quarter ... Entered the game at left guard for three plays in place of an injured G/T Laremy Tunsil vs. Pittsburgh (10/16) ... Started at center for an injured C Mike Pouncey at Los Angeles (11/20) ... Protected QB Ryan Tannehill, who completed 24-of-34 (70.6 pct.) passes for 172 yards and two touchdowns ... Started at center vs. San Francisco (11/27) ... Played on an o-line that helped QB Ryan Tannehill complete 20-of-30 passes (66.7 pct.) for 285 yards and three touchdowns ... Tannehill also earned a 130.6 QB rating, tied for the second-best mark of his career ... Started at center vs. Arizona (12/11) and helped QB Ryan Tannehill complete 15-of-20 (75.0 pct.) passes for 195 yards, three touchdowns and a 124.0 QB rating ... This marked Tannehill's third game of the season with three-plus touchdown passes ...

POSTSEASON: Played on special teams in the AFC Wild Card game at Pittsburgh (1/8/17).

2015 (Cardinals/Dolphins) – Spent time on the Miami and Arizona practice squads.

2014 (Cardinals) – Inactive for five games with Arizona ... Spent the rest of the season on Arizona's practice squad.

COLLEGE

Four-year letterman (2010-13) and three-year starter at Alabama ... Played in all 11 games with 10 starts as a senior in 2013 ... Earned second-team All-SEC honors ... Started all 14 games at right guard as a junior in 2012 ... Was the only member of the offensive line that did not record a penalty or allow a quarterback sack during the season ... Named the team's offensive player of the week for his performance against Western Carolina (11/17) ... Played in 13 games with nine starts as a sophomore in 2011 ... Played in all 13 games and started the final two regular season games as a redshirt freshman in 2010 ... Redshirted as a freshman in 2009.

PERSONAL

Played on the offensive line and defensive line while also serving as a long snapper and kicker at Lee Academy in Clarksdale, Mississippi ... Ranked as the nation's No. 25 offensive guard by Scout.com and as the No. 29 prospect in Mississippi by Super Prep magazine ... Member of the 2008 All-Press Register (Clarksdale) football team ... Named MVP lineman of the North AA Conference and was a Mississippi Private School Association All-Star selection ... Attended the Dolphins Cancer Challenge Celebrity Golf Tournament in April 2017 ... Born May 9, 1990.

ANTHONY STEEN'S NFL REGULAR SEASON STATISTICS

GAMES/STARTS:

2016: 15/7, 2017: 1/1


NFL TOTALS: 16/8

ANTHONY STEEN'S NFL PLAYOFF STATISTICS

GAMES/STARTS:

2016: 1/0

NFL TOTALS: 1/0



#10 / WR

Kenny Stills

HT: 6-1 / WT: 196

Born: April 22, 1992 / College: Oklahoma '13

Acquired: T, '15 (NO) / NFL Yr: 5th / Dolphins Yr: 3rd

PRO CAREER

CAREER TRANSACTIONS: Acquired by the Dolphins in a trade from New Orleans on March 13, 2015 ... Originally a fifth-round selection (144th overall) of New Orleans in the 2013 NFL draft.

2017 (Dolphins) – Caught two passes for 37 yards (18.5 avg.) at L.A. Chargers (9/17) ... Hauled in a 29-yard touchdown catch in the third quarter to tie the game ... Selected by teammates to serve as a season-long captain.

NFL HIGHEST RECEIVING AVERAGE FROM 2013-17: Stills has caught 166 passes for 2,775 yards for an average of 16.7 yards per reception from 2013-17 ... His average yards per reception is the fourth-best in the NFL during the 2013-17 seasons (minimum 100 receptions):

HIGHEST AVERAGE PER RECEPTION IN THE NFL FROM 2013-16

RNK	PLAYER	TEAM(S)	RECEPTIONS	YARDS	AVERAGE
1.	DeSean Jackson	Philadelphia/Washington/Tampa Bay	227	4,073	178.9

2.	Josh Gordon	Cleveland	111	1,949	17.6
3.	Torrey Smith	Baltimore/San Francisco/Philadelphia	172	2,921	17.0
4.	KENNY STILLS	MIAMI	166	2,775	16.7
5.	Michael Floyd	Arizona/New England/Minnesota	201	3,219	16.0

2016 (Dolphins) – Started all 16 games ... Recorded 42 receptions for 726 yards (17.3 avg.) and nine touchdowns ... Ranked No. 3 in the league with 17.3 yards per reception avg. and No. 2 with 13.0 yards at catch avg. ... Led the team with nine receiving touchdowns on the season ... Hauled in two receptions for 39 yards (19.5 avg) and one touchdown at New England (9/18) ... His 24-yard touchdown reception came in the third quarter ... Registered one catch for a season-long 74-yard touchdown at Cincinnati (9/29) ... His 74-yard touchdown reception came on the second play of the game for the Dolphins offense ... Recorded five receptions for 100 yards (20.0 avg.) and one touchdown in the 28-25 win vs. Buffalo (10/23) ... Caught a 66-yard touchdown pass from QB Ryan Tannehill with 2:24 remaining in the fourth quarter to put Miami up 28-17 ... Recorded two receptions for 47 yards (23.5 avg.) and one touchdown in the 31-24 victory at San Diego (11/13) ... Hauled in a 39-yard touchdown catch in the second quarter for Miami's first score of the game ... Tallied three receptions for 72 yards (24.0 avg.) and one touchdown in the 31-24 victory vs. San Francisco (11/27) ... Caught a 43-yard touchdown pass on third-and-3 in the third quarter, extending Miami's lead 24-14 ... Caught six passes for 97 yards (16.2 avg.) and one touchdown in the 26-23 victory vs. Arizona (12/11) ... Caught a 28-yard touchdown from QB Ryan Tannehill on Miami's first possession, giving the Dolphins a 7-0 lead ... Also caught a 29-yard strike from QB Matt Moore to place Miami at the Arizona 1-yard line, setting up a K Andrew Franks 21-yard field goal to win the game ... Recorded one catch for 52 yards and one touchdown in the 34-13 win at N.Y. Jets (12/17) ... Hauled in a 52-yard touchdown from QB Matt Moore in the second quarter to give Miami a 13-7 lead ... Caught three passes for 35 yards (11.7 avg.) and one touchdown in the 34-31 victory at Buffalo (12/24) ... Posted a 6-yard touchdown reception to give Miami a 28-14 lead in the third quarter ... Also served as a game captain ... Registered four receptions for 41 yards (10.3 avg.) and one touchdown vs. New England (1/1/17) ... Posted a 25-yard touchdown catch in the third quarter ...

POSTSEASON: Recorded five receptions for 82 yards (16.4 avg.) in the AFC Wild Card game at Pittsburgh (1/8/17) ...

HONORS: Awarded the Nat Moore Community Service Award, as chosen by the Miami Dolphins Foundation ...

2016 NFL HIGHEST RECEIVING AVERAGE: Stills caught 42 passes for 726 yards for an average of 17.3 yards per reception in 2016 ... His average yards per reception was third-best in the NFL during the 2016 season (minimum 32 receptions):

HIGHEST AVERAGE PER RECEPTION IN THE NFL IN 2016

RNK	PLAYER	TEAM	RECEPTIONS	YARDS	AVERAGE
1.	DeSean Jackson	Washington	56	1,005	17.9
2.	Chris Hogan	New England	38	680	17.9
3.	KENNY STILLS	MIAMI	42	726	17.3

4.	Julio Jones	Atlanta	83	1,409	17.0
5.	Marvin Jones	Detroit	55	930	16.9

NFL RECEIVING TOUCHDOWN LEADERS: Stills caught 42 passes for 728 yards (17.3 avg.) and nine touchdowns ... His nine receiving touchdowns were tied for sixth in the NFL in 2016:

NFL RECEIVING TOUCHDOWN LEADERS IN 2016					
RNK	PLAYER	TEAM	RECEPTIONS	YARDS	TOUCHDOWNS
1.	Jordy Nelson	Green Bay	97	1,257	14
2.	Davante Adams	Green Bay	75	997	12
	Antonio Brown	Pittsburgh	106	1,284	12
	Mike Evans	Tampa Bay	96	1,321	12
5.	Odell Beckham Jr.	N.Y. Giants	101	1,367	10
6.	KENNY STILLS	MIAMI	42	726	9
	Rishard Matthews	Tennessee	65	945	9
	Michael Thomas	New Orleans	92	1,137	9

2016 NFL HIGHEST YARDS AT CATCH AVERAGE: Stills caught 42 passes and was 547 yards downfield at the time of the catch, giving him a 13.0 yards at catch average, which ranked No. 2 in the NFL during the 2016 season:

HIGHEST YARDS AT CATCH AVERAGE IN THE NFL IN 2016					
RNK	PLAYER	TEAM	RECEPTIONS	YARDS AT CATCH	YARDS AT CATCH AVG.
1.	Dez Bryant	Dallas	50	654	13.1
2.	KENNY STILLS	MIAMI	42	547	13.0
3.	DeSean Jackson	Washington	100	718	12.8
4.	Marvin Jones	Detroit	55	693	12.6
5.	J.J. Nelson	Arizona	34	425	12.5

2015 (Dolphins) – Played in all 16 games with eight starts ... Recorded 27 receptions for 440 yards (16.3 avg.) and three touchdowns ... Caught a season-high five passes for 81 yards (16.2 avg.) and one touchdown vs. N.Y. Jets (10/4) ... Totaled three receptions for 74 yards (24.7 avg.) at Buffalo (11/8) ... Registered two receptions for 52 yards (26.0 avg.), including a 29-yard touchdown vs. Dallas (11/22) ... Recorded two receptions for 49 yards (24.5 avg.) and scored on a season-high 47-yard touchdown catch vs. N.Y. Giants (12/14).

2014 (Saints) – Played in 15 games with six starts ... Inactive for one contest ... Recorded 63 receptions for 931 yards (14.8 avg.) and three touchdowns ... Had one rushing attempt for -2 yards ... Caught two passes for 62 yards (31.0 avg.) at Dallas (9/28) ... Notched five receptions for 103 yards (20.6 avg.) and a touchdown at Detroit (10/19) ... Tallied five receptions for 72 yards (14.4 avg.) at Carolina (10/30) ... Posted four receptions for 32 yards (8.0 avg.) with a touchdown vs. Cincinnati (11/16) ... Recorded a season-high eight receptions for 98 yards (12.3 avg.) vs. Baltimore (11/24) ... Caught five passes for a season-high 162 yards (12.3 avg.) and a touchdown at Pittsburgh (11/30) ... His touchdown was a season-long 69-yard reception ... Notched five receptions for 67 yards (13.4 avg.) at Chicago (12/15) ... Tallied six receptions for 68 yards (11.3 avg.) vs. Atlanta (12/21) ... Registered five grabs for 82 yards at Tampa Bay ...

CATCH PERCENTAGE: Stills caught 63 of the 83 passes thrown his way in 2014 ... His percentage of targets caught was 75.9, the highest percentage in the NFL in 2014 among wide receivers with a minimum of 50 receptions:

HIGHEST PERCENTAGE OF TARGETS CAUGHT IN 2014					
RNK	PLAYER	TEAM	TARGETS	RECEPTIONS	PERCENTAGE
1.	KENNY STILLS	NEW ORLEANS	83	63	75.9%
2.	Jarvis Landry	Miami	112	84	75.0%
3.	Randall Cobb	Green Bay	127	91	71.7%
4.	Emmanuel Sanders	Denver	141	101	71.6%
5.	Antonio Brown	Pittsburgh	181	129	71.3%

2013 (Saints) – Played in all 16 games with 10 starts ... Recorded 32 receptions for 641 yards (20.0 avg.) with five touchdowns ... Added three rushing attempts for 10 yards (3.3 avg.) Ranked No. 1 in the NFL in receiving average, the highest figure by a Saints rookie in team history ... Made NFL debut in the season opener vs. Atlanta (9/8) and recorded two receptions for 86 yards, including a 67-yard reception, the longest by a Saints rookie in his debut ... Caught three passes for 64 yards (21.3 avg.) and a 34-yard touchdown at New England (10/13) ... Caught three passes for a season-high 129 yards (43.0 avg.) and two touchdowns, including a 69-yard score, vs. Buffalo (10/27) ... Stills' 43.0 yards per catch average ranked No. 4 in the Saints record books (min. three rec.) ... Finished with three receptions for 75 yards (25.0 avg.) and one touchdown on a 52-yard reception vs. Dallas (11/1) ... Had a season-long 76-yard touchdown in the regular season finale vs. Tampa Bay (12/29) ...

POSTSEASON: Played in both playoff games with one start ... Recorded three receptions for 35 yards (11.7 avg.) in the NFC Wild Card Playoff at Philadelphia (1/4/14) ... Appeared in the NFC Divisional round content at Seattle (1/11/14) ...

2013 NFL HIGHEST RECEIVING AVERAGE: Stills caught 32 passes for 641 yards for an average of 20.0 yards per reception in 2013 ... His average yards per reception was the best in the NFL during the 2013 season:

HIGHEST AVERAGE PER RECEPTION IN THE NFL IN 2013

RNK	PLAYER	TEAM	RECEPTIONS	YARDS	AVERAGE
1.	KENNY STILLS	NEW ORLEANS	32	641	20.0
2.	Josh Gordon	Cleveland	87	1,646	18.9
3.	Riley Cooper	Philadelphia	47	835	17.8
4.	Calvin Johnson	Detroit	84	1,492	17.8
5.	Torrey Smith	Baltimore	65	1,128	17.4

COLLEGE

Three-year starter (2010-12) for Oklahoma ... Recorded career totals of 204 receptions for 2,594 yards (12.7 avg.) and 24 touchdowns ... He left school ranked No. 4 in school record books in receptions, No. 3 in receiving yards and No. 5 in touchdown catches ... Was a unanimous All-Big 12 second-team selection as a junior in 2012 ... Started all 13 games ... Led the team with a career-high 82 receptions for 959 yards (11.7 avg.) and 11 touchdowns ... Added 22 yards on two carries (11.0 avg.) ... His reception total ranked No. 5 on the school's single-season record list ... Reached the 100-yard receiving mark in three contests and recorded at least six receptions in 10 games ... Named All-Big 12 Conference second-team by league's coaches and honorable mention by the Associated Press as a sophomore in 2011 ... Started 11 games ... Finished second on the team and sixth in the league in receptions with 61 receptions for 848 yards (13.9 avg.) and eight touchdowns ... Gained over 100 yards in three contests and at least seven receptions in four games ... Named Freshman All-American first-team by The NFL Draft Report and Phil Steele in 2010 ... Started 14 games ... Finished third on the team with 61 catches for 786 yards (12.9 avg.) and five touchdowns ... Set the Sooners freshman records for catches and yardage ... Also gained 16 yards on a punt return and recorded a solo tackle ... Majored in communications with an emphasis in broadcasting and electronic media.

PERSONAL

Attended La Costa Canyon High School in Carlsbad, California ... Recorded career totals of 3,041 yards receiving, which established a San Diego area career record ... Named as an All-CIF first-team choice as a senior in 2009 ... Hauled in 45 receptions for 914 yards (20.3 avg.) and 10 touchdowns ... Grabbed 62 passes for 1,500 yards (24.2 avg.) and 17 touchdowns as a junior in 2008 ... Enjoys designing hats for New Era ...

Attended every community event during the 2016 season on the players' day off ... Participated in a ride along with the Broward Sheriff's Office during the 2016 season ... Helped give away 100 beds to underprivileged kids at the Ashley HomeStore Hope to Dream sleepover event ... Participated in the Dolphins and AARP Foundation Million Meal Pack in April 2017 ... Awarded the 2016 Nat Moore Community Service Award ... Born on April 22, 1992.

KENNY STILLS' NFL REGULAR SEASON STATISTICS

YEAR	TEAM	RECEIVING								RUSHING			
		GP	GS	REC	YDS	AVG	LG	TD	ATT	YDS	AVG	LG	TD
2013	NEW ORLEANS	16	10	32	641	20.0	76t	5	3	10	3.3	4	0
2014	NEW ORLEANS	15	6	63	931	14.8	69t	3	1	-2	-2.0	-2	0
2015	MIAMI	16	8	27	440	16.3	47t	3	0	0	0.0	0	0
2016	MIAMI	16	16	42	726	17.3	74t	9	0	0	0.0	0	0
2017	MIAMI	1	1	2	37	18.5	29t	1	0	0	0.0	0	0
NFL TOTALS		64	41	166	2775	16.7	76t	21	4	8	2.0	4	0

KENNY STILLS' NFL PLAYOFF STATISTICS

YEAR	TEAM	RECEIVING								RUSHING			
		GP	GS	REC	YDS	AVG	LG	TD	ATT	YDS	AVG	LG	TD
2013	NEW ORLEANS	2	1	3	35	11.7	14	0	1	1	1.0	1	0
2016	MIAMI	1	1	5	82	16.4	36	0	0	0	0.0	0	0
NFL TOTALS		3	2	8	117	14.6	36	0	1	1	1.0	1	0

ADDITIONAL STATS

Miscellaneous Tackles: (New Orleans) 1 in 2013, 1 in 2014, (Miami) 4 in 2016 for total of 6.

SINGLE-GAME HIGHS

Receptions:	8	vs. Baltimore, 11/24/14
	6	vs. Atlanta, 12/21/14
	6	vs. Arizona, 12/11/16

	5	9 times (last: at Pittsburgh, 1/8/17*)
Receiving Yards:	162	at Pittsburgh, 11/30/14
	129	vs. Buffalo, 10/27/13
	103	at Detroit, 10/19/14
	100	vs. Buffalo, 10/23/16
	98	vs. Baltimore, 11/24/14
Longest Receptions:	76t	vs. Tampa Bay, 12/29/13
	74t	at Cincinnati, 9/29/16
	69t	vs. Buffalo, 10/27/13
	69t	at Pittsburgh, 11/30/14
	67	vs. Atlanta, 9/8/13
TD Receptions:	2	vs. Buffalo, 10/27/13
	1	19 times (last: at L.A. Chargers, 9/17/17)
* Playoff game		

100-YARD RECEIVING GAMES (4)

DATE	OPPONENT	ATT	YDS	AVG	LG	TD
10/27/13	vs. Buffalo	3	129	43.0	69t	2
10/19/14	at Detroit	5	103	20.6	46t	1
11/30/14	at Pittsburgh	5	162	32.4	69t	1
10/23/16	vs. Buffalo	5	100	20.0	66t	1

DATE	OPPONENT	P/S	REC	YDS	AVG	LG	TD
09/17	at L.A. Chargers	1/1	2	37	18.5	29t	1
TOTALS		1/1	2	37	18.5	29t	1

2016 GAME-BY-GAME STATISTICS

DATE	OPPONENT	P/S	REC	YDS	AVG	LG	TD
09/11	at Seattle	1/1	1	16	16.0	16	0
09/18	at New England	1/1	2	39	19.5	24t	1
09/25	CLEVELAND	1/1	5	76	15.2	28	0
09/29	at Cincinnati	1/1	1	74	74.0	74t	1
10/09	TENNESSEE	1/1	0	0	0.0	-	0
10/16	PITTSBURGH	1/1	2	12	6.0	7	0
10/23	BUFFALO	1/1	5	100	20.0	66t	1
11/06	N.Y. JETS	1/1	1	11	11.0	11	0
11/13	at San Diego	1/1	2	47	23.5	39t	1
11/20	at L.A. Rams	1/1	4	33	8.3	15	0
11/27	SAN FRANCISCO	1/1	3	72	24.0	43t	1
12/04	at Baltimore	1/1	2	21	10.5	12	0
12/11	ARIZONA	1/1	6	97	16.2	29	1
12/17	at N.Y. Jets	1/1	1	52	52.0	52t	1
12/24	at Buffalo	1/1	3	35	11.7	17	1
01/01	NEW ENGLAND	1/1	4	41	10.3	25t	1
TOTALS		16/16	42	726	17.3	74t	9

2015 GAME-BY-GAME STATISTICS

DATE	OPPONENT	P/S	REC	YDS	AVG	LG	TD
------	----------	-----	-----	-----	-----	----	----

09/13	at Washington	1/0	1	12	12.0	12	0
09/20	at Jacksonville	1/0	2	8	4.0	8	0
09/27	BUFFALO	1/0	0	0	0.0	-	0
10/04	N.Y. JETS	1/0	5	81	16.2	42	1
10/18	at Tennessee	1/1	2	46	23.0	38	0
10/25	HOUSTON	1/1	0	0	0.0	-	0
10/29	at New England	1/1	3	58	19.3	25	0
11/08	at Buffalo	1/1	3	74	24.7	46	0
11/15	at Philadelphia	1/0	0	0	0.0	-	0
11/22	DALLAS	1/1	2	52	26.0	29t	1
11/29	at N.Y. Jets	1/1	2	12	6.0	7	0
12/06	BALTIMORE	1/1	0	0	0.0	-	0
12/14	N.Y. GIANTS	1/0	2	49	24.5	47t	1
12/20	at San Diego	1/0	1	23	23.0	23	0
12/27	INDIANAPOLIS	1/0	3	14	4.7	9	0
01/03	NEW ENGLAND	1/1	1	11	11.0	11	0
TOTALS		16/8	27	440	16.3	47t	3

2014 GAME-BY-GAME STATISTICS

DATE	OPPONENT	P/S	REC	YDS	AVG	LG	TD
09/14	at Cleveland	1/1	3	25	8.3	14	0
09/21	MINNESOTA	1/1	4	38	9.5	15	0
09/28	at Dallas	1/0	2	62	31.0	46	0
10/05	TAMPA BAY	1/0	1	16	16.0	16	0

10/19	at Detroit	1/0	5	103	20.6	46t	1
10/26	GREEN BAY	1/0	4	57	14.3	45	0
10/30	at Carolina	1/0	5	72	14.4	18	0
11/09	SAN FRANCISCO	1/1	3	26	8.7	16	0
11/16	CINCINNATI	1/1	4	32	8.0	16	1
11/24	BALTIMORE	1/1	8	98	12.3	33	0
11/30	at Pittsburgh	1/0	5	162	32.4	69t	1
12/07	CAROLINA	1/0	3	23	7.7	14	0
12/15	at Chicago	1/1	5	67	13.4	21	0
12/21	ATLANTA	1/0	6	68	11.3	22	0
12/28	at Tampa Bay	1/0	5	82	16.4	44	0
TOTALS		15/6	63	931	14.8	69t	3

2013 GAME-BY-GAME STATISTICS

DATE	OPPONENT	P/S	REC	YDS	AVG	LG	TD
09/08	ATLANTA	1/0	2	86	43.0	67	0
09/15	at Tampa Bay	1/1	1	10	10.0	10	0
09/22	ARIZONA	1/1	0	0	0.0	-	0
09/30	MIAMI	1/0	4	38	9.5	18	0
10/06	at Chicago	1/0	0	0	0.0	-	0
10/13	at New England	1/1	3	64	21.3	34t	1
10/27	BUFFALO	1/1	3	129	43.0	69t	2
11/03	at N.Y. Jets	1/0	3	35	11.7	19	0
11/10	DALLAS	1/1	3	75	25.0	52t	1
11/17	SAN FRANCISCO	1/0	1	11	11.0	11	0

11/21	at Atlanta	1/1	2	22	11.0	16	0
12/02	at Seattle	1/1	1	3	3.0	3	0
12/08	CAROLINA	1/1	2	22	11.0	14	0
12/15	at St. Louis	1/1	4	47	11.8	20	0
12/22	at Carolina	1/1	2	23	11.5	19	0
12/29	TAMPA BAY	1/0	1	76	76.0	76t	1
TOTALS		16/10	32	641	20.0	76t	5

**#93 / DT**

Ndamukong Suh

HT: 6-4 / WT: 305

Born: January 6, 1987 / College: Nebraska '10

Acquired: UFA, '15 (Det.) / NFL Yr: 8th / Dolphins Yr: 3rd

PRO CAREER

CAREER PRO BOWL SELECTIONS: 5 (2010, 2012, 2013, 2014, 2016).**CAREER TRANSACTIONS:** Signed by the Dolphins as an unrestricted free agent from Detroit on March 11, 2015 ... Originally a first-round selection (second overall) by Detroit in the 2010 NFL draft.**2017 (Dolphins)** – Registered four tackles (two solo) at L.A. Chargers (9/17) ... Selected by teammates to serve as a season-long captain.**DEFENSIVE TACKLE LEADERS FROM 2010-17:** Suh has recorded 47 sacks since entering the NFL in 2010, which is the second-most among all NFL defensive tackles from 2010-17:

MOST SACKS BY NFL DEFENSIVE TACKLES FROM 2010-17

RNK	PLAYER	TEAM	2010	2011	2012	2013	2014	2015	2016	2017	TOTAL
1.	Geno Atkins	Cin.	3.0	7.5	12.5	6.0	3.0	11.0	9.0	3.0	55.0

2.	NDAMUKONG SUH	DET./MIA.	10.0	4.0	8.0	5.5	8.5	6.0	5.0	0.0	47.0
3.	Gerald McCoy	TB	3.0	1.0	5.0	9.5	8.5	8.5	7.0	0.0	42.5
4.	Marcell Dareus	Buf.	–	5.5	5.5	7.5	10.0	2.0	3.5	0.0	34.0
5.	Jurrell Casey	Tenn.	–	2.5	3.0	10.5	5.0	7.0	5.0	0.0	33.0

In addition, Suh's 49.5 stuffs lead the NFL among defensive tackles since beginning his career in 2010 ... A stuff is defined as any tackle of a ball carrier behind the line of scrimmage during a rushing attempt:

MOST STUFFS BY NFL DEFENSIVE TACKLES FROM 2010-17											
RNK	PLAYER	TEAM	2010	2011	2012	2013	2014	2015	2016	2017	TOTAL
1.	NDAMUKONG SUH	DET./MIA.	6.0	2.5	8.0	6.0	10.0	11.5	4.5	1.0	49.5
2.	Kyle Williams	Buf.	7.0	1.0	9.0	7.0	3.5	1.5	6.0	1.0	36.0
3.	Aaron Donald	STL./LAR	–	–	–	–	10.5	13.5	10.5	1.0	35.0
4.	Geno Atkins	Cin.	0.0	5.0	6.0	1.5	6.5	9.0	4.5	1.0	33.5
5.	Paul Soliai	Mia./Atl./Car.	7.0	4.5	8.0	3.0	5.5	3.0	1.0	0.0	32.0

Suh also is among the NFL's defensive tackle leaders in tackles ... Since entering the league in 2010, Suh has 375 total tackles which is first among all players at his position during that time span ... His 72 tackles (41 solo) in 2016 were third among all interior defensive linemen ... Suh has finished among the top five in total tackles by NFL interior defensive linemen for three straight seasons ... Suh also is among the NFL's defensive tackle leaders in tackles ...

CONSECUTIVE GAMES STARTED: Suh has started in 84 consecutive games from 2010-17 ... That streak is second-longest among defensive tackles who are active in the NFL during the 2017 season:

MOST CONSECUTIVE GAMES STARTED, ACTIVE NFL DEFENSIVE TACKLES			
RNK	PLAYER	TEAM(S)	CONSECUTIVE GAMES STARTED STREAK
1.	Domata Peko	Cincinnati/Denver	114
2.	NDAMUKONG SUH	DETROIT/MIAMI	84
3.	Geno Atkins	Cincinnati	50
	Mike Daniels	Green Bay	50

2016 (Dolphins) – Started all 16 games ... Recorded 72 tackles (41 solo), five sacks, six passes defended and one fumble recovery ... Totaled four tackles (two solo), one sack and one pass defended at Seattle (9/11) ... Sacked QB Russell Wilson for a 13-yard loss in the third quarter ... Led the team with a season-high 12 tackles (four solo) at New England (9/18) ... Totaled six tackles (four solo) and 1.5 sacks vs. Cleveland (9/25) ... His 1.5 sacks on QB Cody Kessler were for a loss of 7.5 yards ... Started his 100th career game in the 30-15 win vs. Pittsburgh (10/16) ... Part of a defense that held QB Ben Roethlisberger to a 57.1 QB rating, the 15th lowest single-game rating of his career ... Recorded two tackles (one solo) and one sack in the 28-25 victory vs. Buffalo (10/23) ... Sacked QB Tyrod Taylor for a loss of 6 yards on third-and-6 in the fourth quarter, forcing Buffalo to punt ... Registered five tackles (four solo), one sack and one pass defended in the 27-23 victory vs. N.Y. Jets (11/6) ... Sacked QB Ryan Fitzpatrick for a loss of 8 yards on third-and-6 in the fourth quarter, ending the Jets' final drive of the game and forcing a punt ... Also broke up a pass intended for WR Quincy Enunwa in the second quarter on third-and-3, holding the Jets to a field goal ... Recorded five tackles (three solo), 0.5 sacks and one pass defended in the 31-24 win at San Diego (11/13) ... Split a sack with DE Andre Branch for a loss of 6 yards in the fourth quarter ... Totaled six tackles (three solo) and one pass defended in the 14-10 victory at Los Angeles (11/20) ... Began serving as a team captain ... Recorded three solo tackles in the 31-24 win vs. San Francisco (11/27) ... Tackled QB Colin Kaepernick short of the goal line with LB Kiko Alonso on the final play of the game ... Registered five tackles (four solo) and one fumble recovery in the 34-13 victory at N.Y. Jets (12/17) ... Recovered a fumble that was forced by DE Cameron Wake on third-and-4 in the first quarter ... Recorded six tackles (three solo) and one pass defended in the 34-31 win at Buffalo (12/24) ... Tipped a QB Tyrod Taylor pass at the line of scrimmage on third-and-2 in overtime, forcing Buffalo to punt and setting up a K Andrew Franks game-winning 27-yard field goal ... Made four tackles (three solo) and one pass defended vs. New England (1/1/17) ...

POSTSEASON: Recorded four solo tackles and one sack in the AFC Wild Card game at Pittsburgh (1/8/17) ... Sacked QB Ben Roethlisberger for a loss of 9 yards on third-and-goal, holding Pittsburgh to a field goal in the third quarter ...

PRO BOWL: Selected to start for the AFC in the 2017 Pro Bowl, his fifth selection (2010, 2012-16) ... **HONORS:** Named second team AP All-Pro as an interior lineman ... Selected to the PFWA All-AFC team ... Ranked No. 55 overall on the NFL Network's "The Top 100 Players of 2017" as voted on by the players ... Suh is one of nine players to make the NFL Network's Top 100 Players every year since it debuted in 2011 ...

2015 (Dolphins) – Started all 16 games ... Recorded 61 tackles (39 solo), six sacks and five passes defended ... Made his Dolphins debut and recorded two tackles (one solo) in the season-opening win at Washington (9/13) ... Totaled four solo tackles vs. Buffalo (9/27) ... Registered six stops (five solo), two sacks and two passes defended in a victory vs. Houston (10/25) ... Finished with three tackles (one solo) and one sack at Buffalo (11/8) ... Recorded a season-high nine tackles (seven solo) and one sack in a win at Philadelphia (11/15) ... The nine tackles were the most by a Dolphins defensive tackle since Daryl Gardener had nine stops vs. Tampa Bay in 2000 ... Posted seven tackles (four solo) the following

week vs. Dallas (11/22) ... Recorded at least one half-sack in each of the final three games of the season at San Diego (12/20), vs. Indianapolis (12/27) and New England (1/3/16) ...

HONORS: Named All-AFC by the Professional Football Writers of America ... Ranked No. 40 overall on the NFL Network's "The Top 100 Players of 2016" as voted on by the players ... Suh has appeared on the NFL Network Top 100 list every year since it began in 2011 ... This was the third time he has come in at No. 40, which also happened in 2013 and 2014; Suh was the No. 24 player in 2015 ...

2014 (Lions) – Started all 16 games ... Recorded 53 tackles (44 solo), 8.5 sacks and three passes defended ... His 53 tackles were fifth-most in the NFL among defensive tackles ... His 8.5 sacks were tied for the third-most in the NFL among defensive tackles ... Added 21 tackles for loss, which was the third-most in the NFL ... It surpassed Hall of Fame DT Warren Sapp for the most tackles for loss by a defensive tackle since at least 2000 ... Part of a defensive effort that limited the Giants to 197 yards of total offense as he finished the night with three solo tackles at the N.Y. Giants (9/8) ... Helped lead the defensive line to limit the Panthers offense to 62 yards rushing, finishing the game with three solo tackles, including two tackles for loss at Carolina (9/14) ... Picked up his first sack of the season with an 8-yard drop of quarterback Aaron Rodgers at Green Bay (9/21), helping the Lions' defense limit the Packers to just 223 yards of total offense ... Registered four tackles and one quarterback hit, while helping the defensive line hold the Bills to only 49 yards rushing vs. Buffalo (10/5) ... Recorded two sacks at Minnesota (10/12) ... Registered four tackles (three for loss), one sack and three quarterback hits vs. Miami (11/9) ... Recorded four tackles (three for loss) at New England (11/23) ... Registered six tackles, one sack and three quarterback hits vs. Tampa Bay (12/7) ... Collected four tackles, one sack and one quarterback hit vs. Minnesota (12/14) ... Recorded four tackles, two sacks, three quarterback hits and one pass defended at Chicago (12/21) ... Registered seven tackles (six solo and one for loss), one quarterback hit and defended one pass at Green Bay (12/28) ...

POSTSEASON: Started one playoff game ... Posted three solo tackles and two sacks in the NFC Wild Card game at Dallas (1/4/15) ... Became the first Lions player with two-plus sacks in a postseason game since sacks became an official statistic in 1982 ...

PRO BOWL: Suh was named to the NFL Pro Bowl team ... It marked his fourth overall and third consecutive selection to the Pro Bowl ...

HONORS: Named first-team All-Pro by the Associated Press, Pro Football Writers of America and The Sporting News ...

TACKLES FOR LOSS: Suh finished the season with 21 tackles for loss ... The total surpassed Hall of Famer Warren Sapp for the most tackles for loss by a defensive tackle since at least 2000.

2013 (Lions) – Started all 16 games ... Recorded 49 tackles (36 solo), 5.5 sacks, six passes defended, one forced fumble and one safety ... Posted three tackles and two quarterback hits, at Arizona (9/15) ... Recorded four solo tackles, two sacks (22 yards), and a sack-fumble vs. Chicago (9/29) ... Posted four tackles (three solo) and a half-sack at Green Bay (10/6) ... Registered one sack and three solo tackles vs. Cincinnati (10/20) ... Posted two solo tackles, one sack (nine yards), four quarterback hits and one pass defense at Chicago (11/10) ... Had three tackles vs. Tampa Bay (11/24) ... Registered his first career safety on a 1-yard sack vs. Green Bay (11/28) ... He also recorded four tackles ... Tied for the team lead with 10 tackles (seven solo) at Philadelphia (12/8) ... Had two quarterback hits and one pass defended vs. N.Y. Giants (12/22) ... Recorded three tackles and two passes defended at Minnesota (12/29) ...

PRO BOWL: Suh was named to the NFL Pro Bowl team ... It marked his third selection to the Pro Bowl ... He recorded one tackle and a quarterback hit in the game ...

HONORS: Named first-team All-Pro by the Associated Press and The Sporting News.

2012 (Lions) – Started all 16 games ... Recorded 34 tackles (24 solo), 8.0 sacks and two passes defended ... Finished with two tackles and a sack for a 12-yard loss on quarterback Sam Bradford vs. St. Louis (9/9) ... Also recorded two tackles for loss, including a one-armed stop on running back Steven Jackson as part of a defensive line effort that held Jackson to only 53 yards rushing ... Registered one sack for a total loss of 17 yards on quarterback Alex Smith vs. San Francisco (9/16), marking the second time in three NFL seasons he registered sacks in each of the season's first two games ... He recorded sacks in the first two games of his rookie season in 2010 ... Finished with two solo tackles and one pass defended that came on a third-down play at Philadelphia (10/14) ... Recorded his third sack of the season on Bears quarterback Jay Cutler for a loss of eight yards at Chicago (10/22) ... Delivered a strong performance vs. Indianapolis (12/2), racking up one sack, six tackles (five solo) and one pass defense against the Colts ... Picked up a sack on a 1-yard takedown on Cardinals quarterback Ryan Lindley and finished with three tackles at Arizona (12/16) ... Had a half-sack vs. Atlanta (12/22), giving him seven sacks on the season and making him the first Lions defensive tackle since 1982 to record seven-plus sacks in two different seasons ... Collected a sack vs. Chicago (12/30), giving him eight sacks on the season ... He was the only Lions defensive tackle since 1982 to record seven-plus sacks in two different seasons (10 in 2010 and eight in 2012) ... He later added 8.5 sacks in 2014 to make it three seasons with seven-plus sacks ...

PRO BOWL: Suh was named to the 2012 NFL Pro Bowl team ... It marked his second selection to the Pro Bowl ... He recorded two tackles in the game ...

HONORS: Named second-team All-Pro by the Associated Press.

2011 (Lions) – Started 14 games ... Suspended for two games ... Recorded 36 tackles (26 solo), four sacks, one pass defended and one blocked field goal ... Part of a defensive unit that helped the Lions to a 27-20 opening day win at Tampa Bay (9/11) ... Through the first three quarters, the Lions defense forced three-and-outs on five of the Bucs' first eight possessions, including three straight to open the third quarter ... Recorded his first sack of the season for a loss of 9 yards to end the first half vs. Kansas City (9/18) ... Recorded second sack of the season for a loss of 9 yards at Minnesota (9/25) on the Vikings' second drive of the game ... With the Raiders lining up for a 65-yard game-winning field goal with four seconds left at Oakland (12/18), Suh got his right hand on the attempt by Oakland K Sebastian Janikowski ... It was the first Lions blocked kick since DT Grady Jackson blocked a kick at San Francisco on Dec. 27, 2009 ...

POSTSEASON: Posted three solo tackles, 0.5 sacks and two quarterback hits in the NFC Wild Card game at New Orleans (1/7/12) ...

HONORS: Named first-team All-Pro by The Sporting News.

2010 (Lions) – Started all 16 games as a rookie ... Recorded 66 tackles (49 solo) and a team-high 10 sacks ... Also had three passes defended, one interception, one fumble recovery (returned for a 17-yard touchdown) and a forced fumble ... Led all rookies and NFL defensive tackles with 10 sacks ... Recorded one solo tackle and one sack at Chicago (9/12) in his NFL debut ... Tied a season high with eight tackles (six solo) and one

sack vs. Philadelphia (9/19) ... Tallied three solo tackles and had one sack at Green Bay (10/3) ... Notched three tackles (two solo) and his first career interception (returned 20 yards) vs. St. Louis (10/10) ... Recorded three tackles (two solo) and 1.5 sacks, his first multi-sack career game at N.Y. Giants (10/17) ... Tallied five tackles and a season-high two sacks including his first career fumble recovery, which was returned 17 yards for a touchdown at Washington (10/31) ... Recorded three tackles at Buffalo (11/14) ... Tied a season high with eight tackles (five solo) and a half-sack at Dallas (11/21) ... Notched four tackles (three solo) and one sack vs. New England (11/25) ... Registered four tackles vs. Chicago (12/5) ... Recorded three tackles vs. Green Bay (12/12) ... Made three stops at Tampa Bay (12/19) ... Recorded five solo tackles and one sack at Miami (12/26) ... Tallied six tackles (four solo) and one sack in the season final vs. Minnesota (1/2/11) ...

PRO BOWL: Suh was named to the NFL Pro Bowl team ...

HONORS: Named first-team All-Pro by the Associated Press, Pro Football Writers of America and The Sporting News ... He was the first rookie defensive tackle to be named to the Associated Press All-Pro Team since the recognition was designated by offense and defense in 1951 ... He was the first rookie defensive lineman to be named AP All-Pro since Titans DE Jevon Kearse in 1999 ...

ROOKIE OF THE YEAR: Named Associated Press Defensive Rookie of the Year, Rookie of the Year by The Sporting News and Pro Football Writers of America ... Since the Associated Press Rookie of the Year Award was first established in 1967, Suh is only the sixth defensive tackle to win the honor and the first since Dolphins DT Tim Bowens in 1994 ...

2010 NFL SACK LEADERS AMONG DTs: Suh led all rookies and NFL defensive tackles in sacks with 10:

MOST SACKS BY NFL DEFENSIVE TACKLES IN 2010

RNK	PLAYER	TEAM	SACKS
1.	NDAMUKONG SUH*	DETROIT	10.0
2.	Justin Smith	San Francisco	8.5
3.	Cullen Jenkins	Green Bay	7.0
	Tommy Kelly	Oakland	7.0
5.	B.J. Raji	Green Bay	6.5
	* - Rookie		

COLLEGE

Five-year letterman (2005-09) and three-year starter at Nebraska ... Played in 53 career games with 39 starts ... Recorded 215 tackles (125 solos) with 24 sacks for minus-187 yards, 57 stops for losses of 252 yards and 39 pressures ... Forced three fumbles and recovered another, intercepted

four passes for 79 yards in returns that included two touchdowns and 15 passes defended ... Also added a 2-yard touchdown pass and six blocked kicks ... His 57 tackles behind the line of scrimmage ranked No. 2 in school history behind Grant Wistrom (58.5, 1994-97) ... Those 57 stops for loss led all active NCAA defensive tackles and ranked No. 2 overall to defensive end George Selvie of South Florida (69, 2006-09) ... His 24 stops behind the line of scrimmage in 2009 rank second on the school season-record list behind Jim Skow's 25 in 1985 ... His seven tackles for loss (five solo/two assisted) vs. Texas in the 2009 Big 12 Championship Game (12/5) tied the Nebraska single-game record ... His 12 sacks in 2009 were the second-most ever by a Husker defensive tackle ... His 10 passes defended in 2009 set the school season-record for a defensive lineman and his 15 total pass break-ups are another Husker defensive lineman career-record ... Holds the school game (2 vs. Iowa State in 2009), season (3 in 2009) and career (6) records for most kicks blocked by a down lineman ... Set school season-record for a defensive tackle with two interceptions in 2008 and Husker lineman record by returning both for touchdowns ... In 2009, named Unanimous All-American and All-Big 12 Conference First selection ... Named the Associated Press College Player of the Year, CBSSports.com National Defensive Player of the Year, Big 12 Conference Defensive Player of the Year/Defensive Lineman of the Year and was a finalist for the Walter Camp National Player of the Year Award ... Was one of five finalists for the Heisman Trophy and the first defensive lineman to be named a finalist for that trophy since Warren Sapp in 1994 ... 2009 Rotary Lombardi Award, Outland Trophy, Bronko Nagurski Trophy, Chuck Bednarik Award, Bill Willis Award and Guy Chamberlin Award winner ... Lott Trophy finalist (one of four), earning Lott Trophy Impact Player of the Week vs. Missouri and Iowa State ... Nebraska Team MVP ... Member of the Big 12 Commissioner's Spring Academic Honor Roll and garnered Academic All-Big 12 Second Team recognition ... Set numerous position, game, season and career records, as he became the first Husker defensive lineman to lead the team in tackles in consecutive seasons ... Recorded a career-best 85 tackles (52 solo), as he also led the team with 12.0 sacks for minus 77 yards, 24 stops for losses of 93 yards and 26 pressures .. Second on the team with 10 passes defended, a season-record for down lineman ... All-American Second Team selection in 2008 by The NFL Draft Report ... Consensus All-Big 12 Conference First Team choice ... Named the team's co-Lifter of the Year and Defensive Most Valuable Player ... Started all 13 games at nose tackle as a junior in 2008, becoming the first defensive tackle since 1973 to lead the team in tackles, as he totaled 76 (39 solo) ... Ranked No. 8 in the conference and led the team with 7.5 sacks for minus 67 yards and also paced the Huskers with 19 stops for losses totaling 85 yards ... Caused a fumble and deflected three passes ... Set school records for a defensive lineman with two interceptions, returning both for touchdowns totaling 79 yards ... Blocked two kicks ... Started 11 games at nose tackle as a sophomore in 2007 ... Recorded 34 tackles (22 solos), included a 6-yard sack, four pressures, two pass deflections and a blocked kick ... Made all six of his stops behind the line of scrimmage in an early four-game stretch ... As a redshirt freshman in 2006, played in all 14 games as a backup nose tackle and earned a start vs. Oklahoma ... Named Freshman All-Big 12 Conference by The Sporting News ... Finished the year with 19 tackles (12 solos), 3.5 sacks for minus 37 yards, eight stops for losses of 45 yards and two pressures. ... Also caused one fumble and intercepted a pass ... Saw time on special teams as a blocker on the place-kicking unit ... One of a school-record 13 true freshmen to see action in 2005 ... Played in the first two games and had an assisted tackle vs. Wake Forest (9/10) before missing the remainder of the season with an injury, receiving a medical redshirt ... Graduated with a degree in construction management.

PERSONAL

Attended Grant High School in Portland, Oregon ... The two-way star earned Parade All-American honors and was voted the 2004 Portland Interscholastic League Defensive Player of the Year and the state Class 4A Defensive Player of the Year ... As a senior, he recorded 65 tackles, including 10 sacks and recovered four fumbles ... Also starred on the offensive line, helping the Generals to a 9-3 record and a berth in the state quarterfinals ... Earned first-team all-league honors on both offense and defense, and in addition to his defensive accolades was a first-team all-state pick on offense by at least one media outlet ... First-team All-Portland Interscholastic League pick on both offense and defense as a junior and was an All-State pick as a junior ... Listed as the top prospect in the state of Oregon by Rivals.com and among the top 10 defensive tackle

prospects in the country ... Played in the U.S. Army All-American Game, where he lined up on the offensive line ... Also played basketball and was a track standout for Grant High School, earning honorable mention All-League honors in basketball as a junior and senior ... In track, Suh was the district shot put champion in 2004 and won the OSAA Class 4A shot put title in 2005 with a school record throw of 61-4 ... Thanks to his all-around athletic accomplishments, he was a finalist for the Portland Tribune's Athlete of the Year ... Volunteered at Nebraska local hospitals ... Volunteered his time as a speaker at Pound Middle School in Lincoln, Nebraska ... Interned with Related Companies during the 2016 offseason ... Gave away backpacks to students at Booker T. Washington High School in Miami in September 2016 ... During the 2016 season, Suh invited fans and teammates to join him for a number of movie premieres ... Joined forces with Pay Away the Layaway to purchase clothing for families in need during the 2016 holiday season ... Suh's mother, Bernadette, is from Jamaica, while his father, Michael, hails from Cameroon ... In the Ngema tribe in Cameroon, Ndamukong means "House of Spears" ... Name is pronounced En-dom-ah-ken Soo ... Born January 6, 1987.

NDAMUKONG SUH'S NFL REGULAR SEASON STATISTICS

YEAR	TEAM	GP	GS	TOT	SOLO	ASST	SK	YDS	INT	YDS	LG	TD	PD	FF	FR
2010	DETROIT	16	16	66	49	17	10.0	47.5	1	20	20	0	3	1	1
2011	DETROIT	14	14	36	26	10	4.0	31.0	0	0	0	0	1	0	0
2012	DETROIT	16	16	34	24	10	8.0	67.0	0	0	0	0	2	0	0
2013	DETROIT	16	16	49	36	13	5.5	43.5	0	0	0	0	6	1	0
2014	DETROIT	16	16	53	44	9	8.5	54.5	0	0	0	0	3	0	0
2015	MIAMI	16	16	61	39	22	6.0	41.0	0	0	0	0	5	0	0
2016	MIAMI	16	16	72	41	31	5.0	37.5	0	0	0	0	6	0	1
2017	MIAMI	1	1	4	2	2	0.0	0.0	0	0	0	0	0	0	0
TOTALS		111	111	375	261	114	47.0	322.0	1	20	20	0	26	2	2

NDAMUKONG SUH'S NFL PLAYOFF STATISTICS

YEAR	TEAM	GP	GS	TOT	SOLO	ASST	SK	YDS	INT	YDS	LG	TD	PD	FF	FR
2011	DETROIT	1	1	3	0	3	0.5	3.0	0	0	0	0	0	0	0
2014	DETROIT	1	1	3	3	0	2.0	15.0	0	0	0	0	0	0	0
2016	MIAMI	1	1	4	4	0	1.0	9.0	0	0	0	0	0	0	0
TOTALS		3	3	10	7	3	3.5	27.0	0	0	0	0	0	0	0

ADDITIONAL STATS

Extra Point Attempts: (Detroit) 0 for 1 in 2010.

Blocked Kicks: (Detroit) 1 field goal attempt in 2011.

Touchdowns: (Detroit) 1 fumble return in 2010.

SINGLE-GAME HIGHS		
Tackles:	12	at New England, 9/18/16
	10	at Philadelphia, 12/8/13
	9	at Philadelphia, 11/15/15
	8	vs. Philadelphia, 9/19/10
	8	at Dallas, 11/21/10
Sacks:	2	vs. Washington, 10/31/10
	2	vs. Chicago, 9/29/13
	2	at Minnesota, 10/12/14
	2	at Chicago, 12/21/14
	2	at Dallas, 1/4/15*
	2	vs. Houston, 10/25/15
Interceptions:	1	vs. St. Louis, 10/10/10
Passes Defensed:	2	at Minnesota, 12/29/13
	2	at Tennessee, 10/18/15
	2	vs. Houston, 10/25/15
	1	20 times (last: vs. New England, 1/1/17)
Forced Fumbles:	1	at Miami, 12/26/10
	1	vs. Chicago, 9/29/13
Fumble Recoveries:	1	vs. Washington, 10/31/10

	1	at N.Y. Jets, 12/17/16
Fumble Return TDs:	1	vs. Washington, 10/31/10
Blocked Field Goals:	1	at Oakland, 12/18/11

[Homepage](#)[Media Resources](#)[Media](#)[Credentials](#)[Weekly Game Info](#)[History](#)**#30 / CB**

Cordrea Tankersley

HT: 6-1 / WT: 196

Born: November 19, 1993 / College: Clemson '17

Acquired: D3, '17 / NFL Yr: Rookie / Dolphins Yr: Rookie

PRO CAREER

CAREER TRANSACTIONS: Originally a third-round selection (97th overall) of the Dolphins in the 2017 NFL draft.

2017 (Dolphins) – Inactive at L.A. Chargers (9/17).

COLLEGE

Four-year letterman (2013-16) and two-year starter at Clemson ... Played in 55 career games with 30 starts ... Recorded career totals of 119 tackles (91 solo), one sack, nine interceptions and 29 passes defensed ... Finished his career second in Clemson history in total games played (55) ... Started all 15 games as a senior in 2016 ... Recorded 52 tackles (39 solo), four interceptions and 15 passes defensed ... Helped Clemson win the 2016 national championship and the ACC title ... Semifinalist for the Jim Thorpe Award (best defensive back) and Bednarik Award (best defensive player) ... Earned first-team All-American honors ... Named first-team All-ACC ... Started all 15 games as a junior in 2015 ... Recorded 48 tackles (39 solo), one sack, five interceptions and 14 passes defensed ... Helped Clemson finish as the national runner-up and win the ACC title ... Earned third-team All-ACC honors ... Named the team's most improved player on defense ... Returned an interception for a 36-yard touchdown at Miami (10/24) ... Played in all 13 games as a sophomore in 2014 ... Recorded 12 tackles (11 solo) ... The coaching staff credited him with seven special

teams tackles ... Played in 12 games as a true freshman in 2013 ... Recorded seven tackles (two solo) ... The coaching staff credited him with a team-high nine special teams tackles ... Majored in parks, recreation and tourism management.

PERSONAL

Attended Hargrave Military Academy in Chatham, Virginia in 2012 ... Attended Silver Bluff High School in Aiken, South Carolina ... Recorded 40 tackles as a senior in 2011 ... Added 650 rushing yards and five touchdowns ... Also passed for 708 yards and six touchdowns ... Earned Augusta Chronicle All-Area team honors ... First name is pronounced coh-DRAY ... Born on Nov. 19, 1993.

[Homepage](#)[Media Resources](#)[Media](#)[Credentials](#)[Weekly Game Info](#)[History](#)**#96 / DT**

Vincent Taylor

HT: 6-3 / WT: 296

Born: January 5, 1994 / College: Oklahoma State '17

Acquired: D6, '17 / NFL Yr: Rookie / Dolphins Yr: Rookie

PRO CAREER

CAREER TRANSACTIONS: Originally a sixth-round selection (194th overall) of the Dolphins in the 2017 NFL draft.

2017 (Dolphins) – Made Dolphins debut at L.A. Chargers (9/17) and recorded one solo tackle.

COLLEGE

Three-year letterman (2014-16) and two-year starter at Oklahoma State ... Played in 36 career games with 26 starts ... Recorded career totals of 112 tackles (66 solo), 12 sacks, two passes defensed and two forced fumbles ... Added five blocked kicks, which tied the school's all-time career record ... Started all 13 games as a junior in 2016 ... Recorded 51 tackles (28 solo), seven sacks, one pass defensed and two forced fumbles ... Added four blocked kicks ... His four blocked kicks led the FBS and tied the school's single-season record ... His seven sacks led all Big 12 interior linemen ... His 51 tackles and seven sacks were the most by any interior lineman at the school since at least 2005 ... Earned first-team All-Big 12 honors ... Named a team captain ... Was a finalist for the Piesman Trophy (the lineman who makes the best play with the ball) after he blocked a PAT, recovered, returned it and lateraled the ball mid-return to a teammate, who scored a defensive two-point conversion vs. Texas (10/1) ... Started all 13 games as a sophomore in 2015 ... Recorded 48 tackles (30 solo), five sacks and one pass defensed ... Played in 10 games as a redshirt

freshman in 2014 ... Recorded 13 tackles (eight solo) ... Redshirted in 2013 ... Majored in university studies/education.

PERSONAL

Attended James Madison High School in San Antonio ... Recorded 79 tackles and two sacks as a senior in 2012 ... Earned Class 5A first-team all-state honors ... Named the area player of the year by the San Antonio Express-News ... Earned district defensive player of the year honors ... Family was displaced by Hurricane Katrina in 2005 ... Born on Jan. 5, 1994.

VINCENT TAYLOR'S NFL REGULAR SEASON STATISTICS

YEAR	TEAM	GP	GS	TOT	SOLO	ASST	SK	YDS	INT	YDS	LG	TD	PD	FF	FR
2017	MIAMI	1	0	1	1	0	0.0	0.0	0	0	0	0	0	0	0
TOTALS		1	0	1	1	0	0.0	0.0	0	0	0	0	0	0	0



#89 / TE

Julius Thomas

HT: 6-5 / WT: 262

Born: June 27, 1988 / College: Portland State '11

Acquired: T, '17 (Jax.) / NFL Yr: 7th / Dolphins Yr: 1st

PRO CAREER

CAREER PRO BOWL SELECTIONS: 2 (2013-14).

CAREER TRANSACTIONS: Acquired by the Dolphins in a trade from Jacksonville on March 9, 2017 ... Signed by Jacksonville as an unrestricted free agent from Denver on March 11, 2015 ... Originally a fourth-round selection (129th overall) by Denver in the 2011 NFL draft.

2017 (Dolphins) – Started and made Dolphins debut at L.A. Chargers (9/17) ... Recorded three receptions for 26 yards (8.7 avg.).

AMONG NFL TIGHT END TOUCHDOWN LEADERS: Thomas' 33 touchdown receptions since 2013 rank No. 2 in the NFL during the past five seasons:

NFL TIGHT END TOUCHDOWN RECEPTION LEADERS (2013-17)

RNK	PLAYER	TEAM(S)	RECEPTIONS	YARDS	TDS
1.	Jimmy Graham	New Orleans/Seattle	288	3,641	34

2.	JULIUS THOMAS	DENVER/JACKSONVILLE/MIAMI	187	2,039	33
3.	Rob Gronkowski	New England	226	3,581	31
4.	Antonio Gates	San Diego/LAC	259	2,899	29
5.	Delanie Walker	Tennessee	283	3,486	23

2016 (Jaguars) – Played in nine games with six starts ... Inactive for three games ... Missed the final four games of the season after he was placed on injured reserve on Dec. 10 ... Recorded 30 receptions for 281 yards (9.4 avg.) and four touchdowns ... Added two miscellaneous tackles ... Totaled five receptions for 64 yards (12.8 avg.) and one touchdown in the season opener vs. Green Bay (9/11) ... His 22-yard touchdown in the second quarter gave Jacksonville a 17-14 lead ... Four of his five receptions were for first downs ... Posted four receptions for 71 yards (17.8 avg.) at San Diego (9/18) ... Recorded three receptions for 20 yards (6.7 avg.) and one touchdown vs. Oakland (10/23) ... Caught three passes for 28 yards (9.3 avg.) and one touchdown at Tennessee ... Totaled a season-high six receptions for 24 yards (4.0 avg.) and one touchdown vs. Houston ...

2015 (Jaguars) – Played in 12 games with 10 starts ... Inactive for four games ... Recorded 46 receptions for 455 yards (9.9 avg.) and five touchdowns ... Made his Jaguars debut with two receptions for 20 yards (10.0 avg.) at Tampa Bay (10/11) ... Totaled seven receptions for 78 yards (11.1 avg.) and one touchdown vs. Houston ... Posted five receptions for 28 yards (5.6 avg.) and one touchdown vs. Tennessee (11/19) ... Caught a 5-yard touchdown pass from QB Blake Bortles with 3:30 remaining to give Jacksonville a 16-13 lead and the eventual win ... Recorded season highs with nine receptions for 116 yards (12.9 avg.) and one touchdown vs. San Diego (11/29) ... Totaled five receptions for 54 yards (10.8 avg.) and one touchdown vs. Indianapolis (12/13) ... Hauled in a 3-yard touchdown pass from QB Blake Bortles in the fourth quarter ...

CONSECUTIVE GAMES WITH A TOUCHDOWN: Thomas caught a touchdown in four straight games between Nov. 19 and Dec. 13, the longest streak by a Jaguars tight end since Mercedes Lewis from Dec. 1, 2013 – Dec. 22, 2013.

2014 (Broncos) – Played in 13 games with nine starts ... Inactive for two games ... Did not play one contest ... Recorded 43 receptions for 489 yards (11.4 avg.) and 12 touchdowns ... Tied his own team record of 12 receiving touchdowns by a tight end ... Became the first tight end in NFL history to record 12 touchdown receptions in back-to-back seasons ... Added three miscellaneous tackles ... Totaled a season-high seven receptions for 104 yards (14.9 avg.) and three touchdowns vs. Indianapolis (9/7) ... All three of his touchdown receptions came in the second quarter ... It was just the ninth time (and third by Thomas) in team history that a tight end totaled 100 yards and multiple touchdowns in a game ... Posted six receptions for 66 yards (11.0 avg.) and two touchdowns vs. Arizona (10/5) ... Caught QB Peyton Manning's 500th career touchdown pass in the first quarter ... Broke the franchise record set last year for most touchdown catches (7) through the team's first four games of a season ... Recorded four receptions for 51 yards (12.8 avg.) and two touchdowns at N.Y. Jets (10/12) ... It was his eighth and ninth touchdown receptions of the season, tying for the

most in NFL history by a tight end through the first five games ... Marked his third game with multiple touchdowns to set a single-season team record by a tight end ... Totaled two receptions for 33 yards (16.5 avg.) and one touchdown at New England (11/2) ... The score marked just the 15th time in league history a player reached double-digit receiving touchdown totals in just eight games ... Became the third player in team history to post back-to-back seasons with at least 10 touchdown receptions ... Caught six passes for 63 yards (10.5 avg.) and two touchdowns ... Hauled in his 100th career reception during the game ... Tied the NFL record with 12 receiving touchdowns through nine games ...

POSTSEASON: Recorded six receptions for 53 yards (8.8 avg.) in the AFC Divisional round game vs. Indianapolis (1/11/15) ...

PRO BOWL: Thomas was named to the 2014 Pro Bowl but did not participate due to injury ... It was his second consecutive Pro Bowl selection ...

HONORS: Earned AFC Offensive Player of the Week honors after he led the team with seven receptions for 104 yards (14.9 avg.) and three touchdowns in the season opener vs. Indianapolis (9/7) ... Named NFLPA's Community MVP for the week of Oct. 10 for his impact through his foundation Reading Equates to Success ...

BRONCOS ALL-TIME TIGHT END TOUCHDOWN RECEPTION LEADERS: Thomas ranks No. 3 among tight ends in Broncos history with 24 touchdown receptions during his four seasons (2011-14) there:

MOST TD RECEPTIONS BY A TIGHT END IN BRONCOS HISTORY					
RNK	PLAYER	YEARS	RECEPTIONS	YARDS	TDS
1.	Shannon Sharpe	1990-2003	675	8,439	55
2.	Riley Odoms	1972-83	396	5,755	41
3.	JULIUS THOMAS	2011-14	109	1,282	24
4.	Dwayne Carswell	1994-2005	192	1,707	15
5.	Tony Scheffler	2006-09	138	1,896	14

BRONCOS ALL-TIME TIGHT END SINGLE-SEASON TOUCHDOWN RECEPTION LEADERS: Thomas posted 12 receiving touchdowns in consecutive seasons (2013-14), the first time that had ever been done by a Broncos tight end ... His 12 touchdown seasons are tops in team history among tight ends:

MOST SINGLE-SEASON TD RECEPTIONS IN BRONCOS HISTORY (TIGHT ENDS)					
RNK	PLAYER	YEAR	RECEPTIONS	YARDS	TDS
1.	JULIUS THOMAS	2014	43	489	12

	JULIUS THOMAS	2013	65	788	12
3.	Shannon Sharpe	1996	80	1,062	10
	Shannon Sharpe	1998	64	768	10
5.	Shannon Sharpe	1993	81	995	9

AMONG NFL TIGHT END TOUCHDOWN LEADERS: Thomas' 12 receiving touchdowns tied for the NFL lead among tight ends in 2014:

NFL TIGHT END TOUCHDOWN RECEPTION LEADERS IN 2014					
RNK	PLAYER	TEAM	RECEPTIONS	YARDS	TDS
1.	JULIUS THOMAS	DENVER	43	489	12
	Rob Gronkowski	New England	82	1,124	12
	Antonio Gates	San Diego	69	821	12
4.	Jimmy Graham	New Orleans	85	889	10
5.	Dwayne Allen	Indianapolis	29	395	8
	Coby Fleener	Indianapolis	51	774	8

2013 (Broncos) – Started 14 games ... Inactive for two contests ... Recorded 65 receptions for 788 yards (12.1 avg.) and 12 touchdowns ... His 12 touchdown receptions were tied for fifth in the NFL, third among tight ends and established a franchise record for tight ends ... Totaled five receptions for 110 yards (22.0 avg.) and two touchdowns in the season opener vs. Baltimore (9/5) ... His 110 receiving yards were the most by a Broncos tight end since Shannon Sharpe had 214 yards in a game in 2002 ... Caught three passes for 37 yards (12.3 avg.) and one touchdown vs. Oakland (9/23) ... Joined teammate WR Wes Welker and Saints TE Jimmy Graham as the only players in the NFL to catch touchdown passes in each of the first three games of the 2014 season ... Posted season highs with nine receptions for 122 yards (13.6 avg.) and two touchdowns at Dallas (10/6) ... Recorded three receptions for 96 yards (32.0 avg.) and one touchdown at San Diego (11/10) ... Scored on a 74-yard touchdown pass from QB Peyton Manning in the first quarter ... It was the second-longest touchdown reception by a tight end in team history ... Totaled five receptions for 35 yards (7.0 avg.) and one touchdown vs. Tennessee (12/8) ... The score was his 11th of the season and established a new single-season franchise record ... Recorded six receptions for 78 yards (13.0 avg.) and one touchdown at Houston ... The touchdown reception was the 51st of the season for QB Peyton Manning, setting a new NFL single-season record ...

POSTSEASON: Started all three postseason games ... Recorded totals of 18 receptions for 188 yards (10.4 avg.) ... Totaled

six receptions for 76 yards (12.7 avg.) in the AFC Divisional round vs. San Diego (1/12/14) ... His 76 receiving yards led the team ... Posted eight receptions for 85 yards (10.6 avg.) vs. New England (1/19/14) ... His eight receptions led the team ... Recorded four receptions for 27 yards (6.8 avg.) in Super Bowl XLVIII vs. Seattle (2/2/14) ...

PRO BOWL: Selected to his first career Pro Bowl but did not participate because his team was playing in Super Bowl XLVIII ...

AMONG NFL TIGHT END TOUCHDOWN LEADERS: Thomas' 12 receiving touchdowns was third in the NFL among tight ends:

NFL TIGHT END TOUCHDOWN RECEPTION LEADERS IN 2013

RNK	PLAYER	TEAM	RECEPTIONS	YARDS	TDS
1.	Jimmy Graham	New Orleans	86	1,215	16
2.	Vernon Davis	San Francisco	52	850	13
3.	JULIUS THOMAS	DENVER	65	788	12
4.	Tony Gonzalez	Atlanta	83	859	8
	Jason Witten	Dallas	73	851	8

2012 (Broncos) – Played in four games ... Inactive for 12 games ... Did not record any statistics.

2011 (Broncos) – Played in five games with one start ... Inactive for 11 games ... Recorded one reception for 5 yards ... Started in his NFL debut vs. Oakland (9/12) ... Caught his first career pass for 5 yards vs. Cincinnati (9/18).

COLLEGE

One-year letterman (2010) at Portland State ... Played in 11 games with one start ... Recorded 29 receptions for 453 yards (15.6 avg.) and two touchdowns ... Totaled nine receptions of 20-plus yards and 18 first down catches ... Earned first-team All-Big Sky honors ... Played just one year of football ... Walked onto the football team after exhausting his basketball eligibility ... Played four seasons (2006-10) on the Portland State basketball team ... Averaged 10.8 points and 5.9 rebounds per game, while shooting a school-record .671 from the floor as a senior (2009-10) ... Set school records in games played (121), career wins (78) and field goal percentage (.663) ... Earned Big Sky Conference All-Tournament Team honors in 2008 and 2009, helping the team win the conference title and advance to the NCAA Tournament both seasons ... Majored in business administration.

PERSONAL

Attended Tokay High School in Lodi, California ... Played power forward and center on the basketball team ... Named Co-Player of the Year on the hardwood by The Record ... Founded the Reading Equates to Success Foundation, which encourages children to read ... Nominated as the Jacksonville Jaguars' Walter Payton Man of the Year candidate in 2016 ... Born on June 27, 1988.

JULIUS THOMAS' NFL REGULAR SEASON STATISTICS

YEAR	TEAM	RECEIVING								RUSHING			
		GP	GS	REC	YDS	AVG	LG	TD	ATT	YDS	AVG	LG	TD
2011	DENVER	5	1	1	5	5.0	5	0	0	0	0.0	0	0
2012	DENVER	4	0	0	0	0.0	0	0	0	0	0.0	0	0
2013	DENVER	14	14	65	788	12.1	74t	12	0	0	0.0	0	0
2014	DENVER	13	10	43	489	11.4	35t	12	0	0	0.0	0	0
2015	JACKSONVILLE	12	10	46	455	9.9	34	5	0	0	0.0	0	0
2016	JACKSONVILLE	9	6	30	281	9.4	24	4	0	0	0.0	0	0
2017	MIAMI	1	1	3	26	8.7	11	0	0	0	0.0	0	0
NFL TOTALS		58	42	188	2044	10.9	74t	33	0	0	0.0	0	0

JULIUS THOMAS' NFL PLAYOFF STATISTICS

YEAR	TEAM	RECEIVING								RUSHING			
		GP	GS	REC	YDS	AVG	LG	TD	ATT	YDS	AVG	LG	TD
2013	DENVER	3	3	18	188	10.4	37	0	0	0	0.0	0	0
2014	DENVER	1	0	6	53	8.8	32	0	0	0	0.0	0	0
NFL TOTALS		4	3	24	241	10.0	37	0	0	0	0.0	0	0

ADDITIONAL STATS

Miscellaneous Tackles: (Denver) 3 in 2014, (Jacksonville) 2 in 2016 for total of 5 (P-2).

SINGLE-GAME HIGHS

Receptions:	9	at Dallas, 10/6/13
	9	vs. San Diego, 11/29/15
	8	vs. New England, 1/19/14*
	7	vs. Indianapolis, 9/7/14
	7	vs. Houston, 10/18/15
Receiving Yards:	122	at Dallas, 10/6/13
	116	vs. San Diego, 11/29/15
	110	vs. Baltimore, 9/5/13
	104	vs. Indianapolis, 9/7/14
	96	at San Diego, 11/10/13
Longest Receptions:	74t	at San Diego, 11/10/13
	44	vs. Baltimore, 9/5/13
	37	vs. New England, 1/19/14*
	35t	vs. Indianapolis, 9/7/14
	34	vs. San Diego, 11/29/15
TD Receptions:	3	vs. Indianapolis, 9/7/14
	2	five times (last: at Oakland, 11/9/14)
* Playoff game		

100-YARD RECEIVING GAMES (4)

DATE	OPPONENT	REC	YDS	AVG	LG	TD
9/5/13	vs. Baltimore	5	110	22.0	44	2
10/6/13	at Dallas	9	122	13.6	29	2
9/7/14	vs. Indianapolis	7	104	14.9	35t	3

11/29/15	vs. San Diego	9	116	12.9	34	1
----------	---------------	---	-----	------	----	---

2017 GAME-BY-GAME STATISTICS

DATE	OPPONENT	P/S	REC	YDS	AVG	LG	TD
09/17	at L.A. Chargers	1/1	3	26	8.7	11	0
TOTALS		1/1	3	26	8.7	11	0

2016 GAME-BY-GAME STATISTICS

DATE	OPPONENT	P/S	REC	YDS	AVG	LG	TD
09/11	GREEN BAY	1/1	5	64	12.8	22t	1
09/18	at San Diego	1/1	4	71	17.8	24	0
09/25	BALTIMORE	1/1	2	13	6.5	8	0
10/16	at Chicago	1/1	2	28	14.0	15	0
10/23	OAKLAND	1/1	3	20	6.7	9t	1
10/27	at Tennessee	1/1	3	28	9.3	10t	1
11/06	at Kansas City	1/0	2	21	10.5	12	0
11/13	HOUSTON	1/0	6	24	4.0	12	1
11/20	at Detroit	1/0	3	12	4.0	9	0
TOTALS		9/6	30	281	9.4	9t	4

2015 GAME-BY-GAME STATISTICS

DATE	OPPONENT	P/S	REC	YDS	AVG	LG	TD
10/11	at Tampa Bay	1/0	2	20	10.0	15	0
10/18	HOUSTON	1/1	7	78	11.1	29t	1
10/25	BUFFALO	1/0	1	4	4.0	4	0
11/08	at N.Y. Jets	1/1	3	14	4.7	7	0
11/15	at Baltimore	1/1	2	23	11.5	12	0

11/19	TENNESSEE	1/1	5	28	5.6	12	1
11/29	SAN DIEGO	1/1	9	116	12.9	34	1
12/06	at Tennessee	1/1	2	15	7.5	9t	1
12/13	INDIANAPOLIS	1/1	5	54	10.8	30	1
12/20	ATLANTA	1/1	6	79	13.2	22	0
12/27	at New Orleans	1/1	2	12	6.0	8	0
01/03	at Houston	1/1	2	12	6.0	6	0
TOTALS		12/10	46	455	9.9	9t	5

2014 GAME-BY-GAME STATISTICS

DATE	OPPONENT	P/S	REC	YDS	AVG	LG	TD
09/07	INDIANAPOLIS	1/1	7	104	14.9	35t	3
09/14	KANSAS CITY	1/1	4	39	9.8	16	1
09/21	at Seattle	1/1	3	17	5.7	9	1
10/05	ARIZONA	1/1	6	66	11.0	25	2
10/12	at N.Y. Jets	1/1	4	51	12.8	22t	2
10/19	SAN FRANCISCO	1/1	4	27	6.8	10	0
10/23	SAN DIEGO	1/1	2	23	11.5	17	0
11/02	at New England	1/1	2	33	16.5	18t	1
11/09	at Oakland	1/1	6	63	10.5	32t	2
11/16	at St. Louis	1/1	2	3	1.5	2	0
12/14	at San Diego	1/0	1	30	30.0	30	0
12/22	at Cincinnati	1/0	2	33	16.5	26	0
12/28	OAKLAND	1/0	0	0	0.0	-	0

TOTALS	13/10	43	489	11.4	35t	12
---------------	-------	----	-----	------	-----	----

2013 GAME-BY-GAME STATISTICS

DATE	OPPONENT	P/S	REC	YDS	AVG	LG	TD
09/05	BALTIMORE	1/1	5	110	22.0	44	2
09/15	at N.Y. Giants	1/1	6	47	7.8	19	1
09/23	OAKLAND	1/1	3	37	12.3	14	1
09/29	PHILADELPHIA	1/1	4	43	10.8	13	0
10/06	at Dallas	1/1	9	122	13.6	29	2
10/13	JACKSONVILLE	1/1	4	22	5.5	11	1
10/20	at Indianapolis	1/1	5	41	8.2	13	1
10/27	WASHINGTON	1/1	3	29	9.7	19	0
11/10	at San Diego	1/1	3	96	32.0	74t	1
11/17	KANSAS CITY	1/1	3	43	14.3	20	1
12/08	TENNESSEE	1/1	5	35	7.0	12	1
12/12	SAN DIEGO	1/1	4	49	12.3	22	0
12/22	at Houston	1/1	6	78	13.0	25t	1
12/29	at Oakland	1/1	5	36	7.2	10	0
TOTALS		14/14	65	788	12.1	74t	12

2012 GAME-BY-GAME STATISTICS

DATE	OPPONENT	P/S	REC	YDS	AVG	LG	TD
09/09	PITTSBURGH	1/0	0	0	0.0	-	0
09/17	at Atlanta	1/0	0	0	0.0	-	0
09/23	HOUSTON	1/0	0	0	0.0	-	0
09/30	OAKLAND	1/0	0	0	0.0	-	0

TOTALS	4/0	0	0	0.0	-	0
--------	-----	---	---	-----	---	---

2011 GAME-BY-GAME STATISTICS

DATE	OPPONENT	P/S	REC	YDS	AVG	LG	TD
09/12	OAKLAND	1/1	0	0	0.0	-	0
09/18	CINCINNATI	1/0	1	5	5.0	5	0
10/30	DETROIT	1/0	0	0	0.0	-	0
11/06	at Oakland	1/0	0	0	0.0	-	0
11/13	at Kansas City	1/0	0	0	0.0	-	0
TOTALS		5/1	1	5	5.0	5	0



#31 / S

Michael Thomas

HT: 5-11 / WT: 195

Born: March 17, 1990 / College: Stanford '12

Acquired: FA, '13 / NFL Yr: 5th / Dolphins Yr: 5th

PRO CAREER

CAREER TRANSACTIONS: Signed by the Dolphins off San Francisco's practice squad on Dec. 10, 2013 ... Signed to San Francisco's practice squad on Sept. 2, 2013 ... Waived by San Francisco on Aug. 31, 2013 ... Signed by San Francisco on Feb. 11, 2013 ... Signed to San Francisco's practice squad on Sept. 1, 2012 ... Waived by San Francisco on Aug. 31, 2012 ... Originally signed by San Francisco as an undrafted college free agent on May 4, 2012.

2017 (Dolphins) – Made two special teams tackles at L.A. Chargers (9/17) ... Selected by teammates to serve as a season-long captain.

2016 (Dolphins) – Played in 16 games with eight starts ... Recorded 39 tackles (27 total), one sack, one pass defended, two forced fumbles and one fumble recovery ... Tied for the NFL lead with 19 special teams tackles ... Registered three tackles (two solo), one sack and a forced fumble at New England (9/18/16) ... Sacked QB Jacoby Brissett for a loss of 8 yards and a forced fumble in the fourth quarter ... The forced fumble and sack were both the first of his career ... Recorded six tackles (four solo) and his first career fumble recovery at Baltimore (12/4) ... Recovered a loose ball, returning it 27 yards in the fourth quarter ... Made a season-high eight tackles (seven solo) in the 34-31 win at Buffalo (12/24) ... Forced RB Mike Gillislee to fumble on a kickoff return in the second quarter ... Served as a season-long captain for the Dolphins ...

POSTSEASON: Recorded six tackles (three solo), one interception and one pass defended in the AFC Wild Card game at Pittsburgh

(1/8/17) ... Intercepted QB Ben Roethlisberger, returning it 16 yards ... Converted a fake punt on fourth-and-1 at the Miami 41-yard line and rushed for 3 yards ... It was the first rush of his career ... He is the first player in Dolphins history to intercept a pass and have a rushing attempt in the same game and the first NFL player to do this in any game since Nov. 18, 2012 (Panthers S Haruki Nakamura) ... He is the first NFL player since the 1998 season to have at least one interception and one rushing attempt in a playoff game ...

HONORS: Awarded the Good Guy Award, voted on annually by the local media.

2015 (Dolphins) – Played in 16 games with 13 starts ... Recorded 71 tackles (56 solo) and two passes defended on defense ... Added 14 special teams tackles (10 solo) ... Made five tackles (two solo) and one special teams stop at New England (10/29) ... Registered eight tackles (four solo) and two special teams stops (one solo) at N.Y. Jets (11/29) ... Totaled a season-high 11 tackles (10 solo), three solo special teams stops and one pass defended at San Diego (12/20) ... Recorded six tackles (five solo) and one pass defended in a 20-10 victory vs. New England (1/3/16) ...

HONORS: Earned the team's Nat Moore Community Service Award, given annually to the Dolphins player recognized for his involvement in the South Florida community ... Winner is chosen by the Miami Dolphins Foundation ... Earned the award due to his consistently positive attitude and taking initiative off the field ... Earned first-team All-Pro honors on special teams from Pro Football Focus.

2014 (Dolphins) – Played in eight games with two starts ... Recorded eight tackles (six solo) on defense and 10 tackles (one solo) on special teams ... Registered two special teams tackles vs. New England (9/7) ... Made his first career start at Buffalo (9/14) and posted three tackles ... Made two special teams tackles vs. Kansas City (9/21) ... Recorded one solo tackle at Oakland in London (9/28) and added two special teams tackles ... Started at nickel corner and recorded one tackle at Chicago (10/19) ... Recovered a first quarter field goal that was blocked by DE Olivier Vernon and ran it back for 18 yards at Jacksonville (10/26) ... Also added two tackles and one special teams stop ... Recorded one solo tackle and two special teams stops vs. San Diego (11/2) ... Placed on injured reserve on Nov. 3 and missed the remainder of the season.

2013 (49ers/Dolphins) – Played in three games for the Dolphins ... Recorded two solo tackles and an interception on defense ... Added one tackle on special teams ... Spent the first 14 weeks of the season on the San Francisco's practice squad ... Made NFL debut vs. New England (12/15) and saw extensive playing time in the fourth quarter following injuries to cornerbacks Nolan Carroll and Brent Grimes ... With the Dolphins protecting a 24-20 lead with 27 seconds left in the game and the Patriots on the Dolphins' 19-yard line, Thomas broke up a Tom Brady pass on first down in the end zone that was intended for Danny Amendola ... On fourth-and-5 on Miami's 14-yard line with 7 seconds left in regulation time, Thomas intercepted a pass in the end zone intended for Austin Collie to preserve the Dolphins' victory ...

HONORS: Thomas was named as AFC Defensive Player of the Week for Week 15 of the season for his efforts vs. New England (12/15) ... He was playing in his first career NFL game after being signed off the San Francisco's practice squad five days earlier on Dec. 10 ... It marked the second time in team history a Dolphins player received an AFC Player of the Week award for his performance in his first career NFL game ... Following the 1996 season opener vs. New England on Sept. 1, rookie RB Kareem Abdul-Jabbar was named AFC Offensive Player of the Week when he rushed for 115 yards on 26 carries (4.4 avg.) with one touchdown in his first career NFL game to help the Dolphins to a 24-10 victory ... Thomas' award was the first time a Dolphins defensive back won the AFC Defensive Player of the Week since Lance Schulters won it in Week 3 of the 2005 season.

2012 (49ers) – Spent the entire season on San Francisco’s practice squad.

COLLEGE

Four-year letterman at Stanford (2008-11) ... Played in 51 career games with 24 starts ... Recorded career totals of 189 tackles, 30 passes defended, 12.5 tackles for loss, five interceptions, three forced fumbles, two fumble recoveries and 2.5 sacks ... Played in all 13 games as a senior in 2011 ... Recorded 66 tackles (41 solo), one sack, three interceptions and five pass breakups ... Played in all 13 games as a junior in 2010 ... Recorded 61 tackles (43 solo), one interception, three pass breakups, three forced fumbles and one fumble recovery ... Earned honorable mention All-Pac-10 honors ... Named the Pac 10’s Defensive Player of the Week after forcing two fumbles and returning a fumble recovery for a touchdown at UCLA (9/11) ... Played in all 13 games as a sophomore in 2009 ... Recorded 23 tackles (16 solo), 0.5 sacks and five pass breakups ... Added 10 kickoff returns for 228 yards (22.8 avg.) ... Played in all 12 games as a true freshman in 2008 ... Recorded 39 tackles (23 solo), one sack, one interception and two pass breakups ... Added four rushes for 24 yards (6.0 avg.) ... Majored in sociology.

PERSONAL

Attended Nimitz High School in Houston, Texas ... Given an honorary key to the city of Fort Pierce, Florida by Mayor Linda Hudson on Oct. 20, 2015 for his involvement in the community ... Participated in a “Walk for Prayer” in his hometown of Houston in an effort to end violence ... Hosted his second annual “Camp Mike T” in 2016 and introduced unique opportunities to kids by exposing them to computer science and college preparation programs ... Actively participated in a number of RISE events throughout the 2016 season ... Participated in a ridealong with the Broward Sheriff’s Office ride along ... Actively volunteers with the Van Duzer Foundation’s First Step Program, aiming to bring community leaders together with local children every Tuesday ... Created the Big Plays for Big Brothers Big Sisters of Miami in 2016 where individuals were encouraged to donate \$1 for every turnover created by the Dolphins defense ... Worked with Big Brothers Big Sisters of Miami “Home for the Holidays” event to promote youth mentoring in 2016 ... Traveled to The Bahamas during the Dolphins’ 2016 bye week to deliver building supplies to areas impacted by Hurricane Matthew ... Named the Week 14 NFLPA Community MVP for his work with youth mentorship in 2016 ... Partnered with Food for the Hungry and traveled to Haiti in March 2017 with his wife, Gloria, NFL cornerback Coty Sensabaugh and safety Jonathan Meeks, to help raise funds to reduce poverty in the country ... Recognized during National Volunteer Week with the Daily Point of Light Award, which honors those who take action to create change in their communities ... Also participated in the 2017 Miami Dolphins Business Combine... Married to wife, Gloria ... The couple has a daughter ... Born on March 17, 1990.

MICHAEL THOMAS' NFL REGULAR SEASON STATISTICS

YEAR	TEAM	GP	GS	TOT	SOLO	ASST	SK	YDS	INT	YDS	LG	TD	PD	FF	FR
2013	MIAMI	3	0	2	2	0	0.0	0.0	1	0	0	0	2	0	0
2014	MIAMI	8	2	8	6	2	0.0	0.0	0	0	0	0	0	0	0
2015	MIAMI	16	13	71	56	15	0.0	0.0	0	0	0	0	2	0	0
2016	MIAMI	16	8	39	27	12	1.0	14.0	0	0	0	0	1	2	1

2017	MIAMI	1	0	0	0	0	0.0	0.0	0	0	0	0	0	0	0
TOTALS		44	23	120	91	29	1.0	14.0	1	0	0	0	5	2	1

MICHAEL THOMAS' NFL PLAYOFF STATISTICS

YEAR	TEAM	GP	GS	TOT	SOLO	ASST	SK	YDS	INT	YDS	LG	TD	PD	FF	FR
2016	MIAMI	1	1	6	3	3	0.0	0.0	1	16	16	0	1	0	0
TOTALS		1	1	6	3	3	0.0	0.0	1	16	16	0	1	0	0

ADDITIONAL STATS

Special Teams Tackles: 1 in 2013, 10 in 2014, 14 in 2015, 19 in 2016 for total of 44.

Rushing: (P-1 for 3).

SINGLE-GAME HIGHS

Tackles:	11	at San Diego, 12/20/15
	8	at N.Y. Jets, 11/29/15
	8	at Buffalo, 12/24/16
	6	vs. Baltimore, 12/6/15
	6	vs. New England, 1/3/16
	6	at Baltimore, 12/4/16
	6	at Pittsburgh, 1/8/17*
Passes Defensed:	2	vs. New England, 12/15/13
	1	at San Diego, 12/20/15
	1	vs. New England, 1/3/16
	1	vs. San Francisco, 11/27/16
	1	at Pittsburgh, 1/8/17*

Interceptions	1	vs. New England, 12/15/13
	1	at Pittsburgh, 1/8/17*
Forced Fumbles:	1	at New England, 9/18/16
	1	at Buffalo, 12/24/16
* Playoff game		

[Homepage](#)[Media Resources](#)[Media](#)[Credentials](#)[Weekly Game Info](#)[History](#)**#94 / LB**

Lawrence Timmons

HT: 6-1 / WT: 242

Born: May 14, 1986 / College: Florida State '07

Acquired: UFA, '17 (Pit.) / NFL Yr: 11th / Dolphins Yr: 1st

PRO CAREER

CAREER PRO BOWL SELECTIONS: 1 (2014)**CAREER TRANSACTIONS:** Signed by the Dolphins as an unrestricted free agent from Pittsburgh on March 10, 2017 ... Originally a first-round selection (15th overall) by Pittsburgh in the 2007 NFL draft.**2017 (Dolphins)** – Inactive at L.A. Chargers (9/17).**2016 (Steelers)** – Started all 16 games for the sixth consecutive season ... Recorded 114 tackles (78 solo), 2.5 sacks, two interceptions, five passes defensed and one forced fumble ... It was the sixth season of his career he had 100-plus tackles ... His 114 tackles led the team, the fifth straight season he led the team in tackles ... Totaled a season-high 11 solo tackles vs. New England (10/23) ... Played in his 150th career game at Baltimore (11/6) and had 10 tackles (eight solo) ... Recorded a team-high 10 tackles (eight solo) at Indianapolis (11/24) ... Totaled seven stops (three solo) and one interception vs. N.Y. Giants (12/4) ... Intercepted QB Eli Manning and returned it 58 yards ... Posted 10 tackles (eight solo), one sack and one forced fumble vs. Baltimore (12/25) ... His sack of QB Joe Flacco moved him into a tie with LB Kevin Greene (35.5) for the eighth-most sacks in team history (since sacks became an official statistic in 1982) ...

POSTSEASON: Started all three postseason games ... Recorded 29 tackles (17 solo) and two sacks ... Totaled 14 tackles (eight solo) and two sacks in the AFC Wild Card game vs. Miami (1/8/17) ... Made one assisted tackle in the AFC Divisional game at Kansas City (1/15/17) ... Recorded 14 tackles (nine solo) in the AFC Championship game at New England (1/22/17) ...

CONSECUTIVE GAMES STARTED: Timmons started 101 consecutive games, from Dec. 5, 2010 to Jan. 1, 2017 ... His 101 consecutive games started streak was the longest current streak of any defensive player in the NFL during that time span ...

CONSECUTIVE GAMES PLAYED: Timmons played in 120 consecutive games, from Nov. 15, 2009 to Jan. 1, 2017 ... His 120 consecutive games played streak was the longest current streak among NFL linebackers during that time span:

AMONG THE NFL'S LEADING TACKLERS (2009-16): Since Timmons became a full-time starter in 2009, he has totaled 893 tackles (616 solo) ... His 893 tackles are second in the NFL during that span:

LEADING TACKLERS IN THE NFL (2009-16)					
RNK	PLAYER	TEAM(S)	SOLO	ASSISTED	TOTAL
1.	Paul Posluszny	Buffalo/Jacksonville	735	282	1,017
2.	LAWRENCE TIMMONS	PITTSBURGH	616	277	893
3.	David Harris	N.Y. Jets	565	319	884
4.	Chad Greenway	Minnesota	594	284	878
5.	Karlos Dansby	Ari./Mia./Cle./Cin.	647	230	877

ONE OF THE NFL'S MOST WELL-ROUNDED LINEBACKERS: Since Timmons became a full-time starter in 2009, he is the only NFL player to have at least 500 total tackles (893) and 30 sacks (30.5) ... Timmons' 11 interceptions in that span are tied for the sixth-most among NFL linebackers ... His 39 passes defended are tied for seventh among NFL linebackers since 2009 ...

AMONG ALL-TIME STEELERS LEADERS: Timmons posted 952 tackles (652 solo) in the 10 years he spent with Pittsburgh ... His 952 total tackles are second all-time in Steelers history since 1994:

ALL-TIME STEELERS LEADING TACKLERS					
RNK	PLAYER	YEARS	SOLO	ASSISTED	TOTAL
1.	James Farrior	2002-11	732	342	1,074

2.	LAWRENCE TIMMONS	2007-16	652	300	952
3.	Levon Kirkland	1992-2000	596	253	849
4.	Troy Polamalu	2003-14	563	192	755
5.	James Harrison	2002-16	497	188	685

AMONG ALL-TIME STEELERS LINEBACKERS: Timmons is among the top five linebackers in Steelers history in several statistical categories ... His 952 total tackles rank No. 2 among Steelers linebackers ... His 42 passes defended are tied for third ... His 12 interceptions rank No. 5 in Steelers history among linebackers:

ALL-TIME STEELERS LINEBACKERS LEADERS								
TACKLES*			PASSES DEFENSED*			INTERCEPTIONS		
PLAYER	YRS	NO	PLAYER	YRS	YDS	PLAYER	YRS	TDs
J. Farrior	2002-11	1,074	J. Farrior	2002-11	53	J. Ham	1971-82	32
L. TIMMONS	2007-16	952	L. Kirkland	1992-2000	45	J. Lambert	1974-84	28
L. Kirkland	1992-2000	849	L. TIMMONS	2007-16	42	A. Russell	1963-76	18
J. Harrison	2002-16	685	J. Gildon	1994-2003	42	B. Hinkle	1982-93	15
L. Foote	2002-13	606	J. Porter	1999-2006	42	L. TIMMONS	2007-16	12
*Since 1994								

Timmons was also tied for sixth among Steelers linebackers in all-time sacks with 32.5 ...

AMONG THE NFL'S LEADING TACKLERS FOUR STRAIGHT SEASONS: Timmons has finished among the NFL's top 20 tacklers in four consecutive seasons ... His 114 tackles in 2016 were tied for 19th ... In 2015, he posted 119 tackles which ranked No. 11 ... Posted 132 tackles in 2014 which was seventh in the league ... His 126 tackles in 2013 were tied for 13th.

2015 (Steelers) – Started all 16 games ... Recorded 119 tackles (77 solo), five sacks, one interception, six passes defended and one forced fumble ... His 119 tackles led the team and his five sacks were the fourth straight season he posted at least five sacks ... Totaled a season-high 11 tackles (10 solo) vs. Baltimore (10/1) ... Started his 100th career game and had six tackles (four solo) and one interception vs. Arizona (10/18) ... Recorded 10 tackles (seven solo) and a half-sack at Kansas City (10/25) ... Posted 10 tackles (seven solo) and one sack vs. Cleveland (11/15) ... Totaled six tackles (four solo) and one sack vs. Denver (12/20) ... The sack moved him into 10th place on the team's all-time sack list since the statistic became official in 1982 ... Recorded 10 tackles (seven

solo), 1.5 sacks and one forced fumble in the season finale at Cleveland (1/3/16) ...

POSTSEASON: Started both postseason games ... Recorded 10 tackles (seven solo) ... Totaled four tackles (two solo) in the AFC Wild Card game at Cincinnati (1/9/16) ... Posted six stops (five solo) in the AFC Divisional game at Denver (1/17/16).

2014 (Steelers) – Started all 16 games ... Recorded 132 tackles (87 solo), two sacks and one pass defended ... His 132 tackles led the team ... Totaled a team-high 12 tackles (seven solo) at Baltimore (9/11) ... Posted 12 tackles (11 solo) and one sack vs. Houston (10/20) ... Recorded 11 tackles (seven solo) and one sack vs. Baltimore (11/2) ... Made a season-high 13 stops (seven solo) at N.Y. Jets (11/9) ... Matched his season high with 13 tackles (nine solo) vs. Kansas City (12/21) ...

POSTSEASON: Recorded seven tackles (three solo) in the AFC Wild Card game vs. Baltimore (1/3/15) ...

PRO BOWL: Earned his first career Pro Bowl selection ... Led Team Carter with nine solo tackles ...

HONORS: Earned second-team All-Pro honors from the Associated Press.

2013 (Steelers) – Started all 16 games ... Recorded 126 tackles (86 solo), three sacks, two interceptions, five passes defended, one forced fumble and one fumble recovery ... His 126 tackles led the team ... Totaled nine tackles (seven solo) vs. Chicago (9/22) ... Posted six stops (one solo) and one interception at N.Y. Jets (10/13) ... Intercepted QB Geno Smith in the red zone and returned it 23 yards ... Recorded a season-high 17 tackles (12 solo) vs. Baltimore (10/20) ... Posted eight tackles (six solo) and a forced fumble at Oakland (10/27) ... Stripped WR Jacoby Ford of a ball that was recovered by the Steelers and led to a touchdown drive in the fourth quarter ... Totaled 11 tackles (four solo) at New England (11/3) ... Recorded 10 tackles (eight solo) and one sack at Green Bay (12/22) ... Posted eight tackles (six solo), one sack and one interception vs. Cleveland (12/29).

2012 (Steelers) – Started all 16 games ... Recorded 106 tackles (75 solo), six sacks, three interceptions, four passes defended, two forced fumbles and one fumble recovery ... His 106 tackles and three interceptions led the team ... His six sacks were tied for the team lead ... Became the first Steelers linebacker since Joey Porter (2002) to lead or tie for the team lead in tackles, interceptions and sacks in the same season ... Totaled nine tackles (eight solo) and one forced fumble vs. Philadelphia (10/7) ... Stripped QB Michael Vick, which led to a recovery by the Steelers ... Posted six stops (two solo) and one interception at Tennessee (10/11) ... Intercepted QB Matt Hasselbeck in the fourth quarter and set up a Steelers field goal ... Totaled a season-high 11 tackles (four solo) at Cincinnati (10/21) ... Recorded three solo tackles and one sack at N.Y. Giants (11/4) ... Sacked QB Eli Manning on a third down in the fourth quarter to force a punt ... Totaled seven tackles (four solo) and one interception vs. Kansas City (11/12) ... Picked off QB Matt Cassel in overtime and returned it 23 yards inside the Chiefs' 5-yard line to set up a game-winning field goal ... Recorded 10 tackles (six solo) and one interception at Cleveland (11/25) ... Intercepted QB Brandon Weeden on the first possession of the game and returned it 53 yards for a touchdown ... Posted six stops (five solo) and one sack at Dallas (12/16) ... Totaled 10 tackles (eight solo) and two sacks vs. Cincinnati (12/23) ... Recorded six tackles (five solo), two sacks and a forced fumble vs. Cleveland (12/30) ... It marked the first time in his career he recorded sacks in three consecutive games ...

HONORS: Earned All-Pro honors from Sports Illustrated.

2011 (Steelers) – Started all 16 games ... Recorded 88 tackles (63 solo), two sacks, one interception, five passes defended and one forced fumble ... Added five special teams tackles ... Totaled a season-high 12 tackles (10 solo) in the season opener at Baltimore (9/11) ... Posted eight stops (five solo) vs. Seattle (9/18) ... Recorded four tackles (three solo) and one interception at Cincinnati (11/13) ... Totaled 10 stops (seven solo) and one sack vs. St. Louis (12/24) ... Posted five solo tackles, one sack, one pass defended and one forced fumble at Cleveland (1/1/12) ...

POSTSEASON: Recorded six tackles (five solo) in the AFC Wild Card game at Denver (1/8/12).

2010 (Steelers) – Played in all 16 games with 15 starts ... Recorded 132 tackles (95 solo), three sacks, two interceptions, nine passes defended, two forced fumbles and two fumble recoveries ... Added three special teams tackles ... His 132 tackles led the team ... Helped the defense hold opponents to an NFL-best and team-record 62.8 rushing yards per game ... Totaled 11 tackles (nine solo) vs. Atlanta (9/12) ... Posted a season-high 15 tackles (12 solo) and one forced fumble at Tennessee (9/19) ... Recorded seven stops (five solo), one sack and one pass defended at Tampa Bay (9/26) ... Tallied 11 tackles (nine solo), two sacks and one interception vs. Cleveland (10/17) ... Earned AFC Defensive Player of the Week honors ... Totaled four tackles (three solo), one interception and two passes defended at Cincinnati (11/8) ... Made 13 stops (10 solo) vs. N.Y. Jets (12/19) ... Recorded nine solo tackles and one forced fumble at Cleveland (1/2/11) ...

POSTSEASON: Started all three postseason games ... Recorded 22 tackles (19 solo) and one pass defended ... His 22 tackles led the team in the postseason ... Recorded nine tackles (seven solo) in the AFC Divisional game vs. Baltimore (1/15/11) ... Posted 10 stops (nine solo) and one pass defended in the AFC Championship game vs. N.Y. Jets (1/23/11) ... Totaled three solo tackles in Super Bowl XLV vs. Green Bay (2/6/11) ...

HONORS: Earned All-Pro honors from Sports Illustrated ... Named to Pro Football Weekly's Midseason All-Pro team ... Earned AFC Defensive Player of the Week honors after he recorded 11 tackles (nine solo), two sacks and one interception vs. Cleveland (10/17).

2009 (Steelers) – Played in 14 games with 13 starts ... Inactive for two games ... Recorded 76 tackles (55 solo), seven sacks, four passes defended and four forced fumbles ... Added two special teams tackles ... Totaled three solo tackles and two passes defended in the season opener at Chicago (9/20) ... Posted six tackles (five solo) and one sack at Detroit (10/11) ... Recorded five solo tackles, two sacks and two forced fumbles vs. Cleveland (10/18) ... Totaled a season-high eight tackles (four solo) vs. Cincinnati (11/15) ... Tallied four tackles (three solo), one sack and one forced fumble at Kansas City (11/22) ... Recorded seven stops (five solo), two sacks and one forced fumble at Baltimore (11/29) ... Totaled seven solo tackles and one sack at Miami (1/3/10).

2008 (Steelers) – Played in all 16 games with two starts ... Recorded 57 tackles (35 solo), five sacks, one interception, three passes defended, one forced fumble and one fumble recovery ... Added eight special teams tackles ... Totaled three tackles (two solo) and one sack vs. Baltimore (9/29) ... Sacked QB Joe Flacco in overtime for his first career sack ... Tallied nine tackles (six solo) and two

sacks at Cincinnati (10/19) ... Posted four tackles (three solo) and one sack at Washington (11/3) ... Made his first NFL start and had five tackles (four solo) vs. Indianapolis (11/9) ... Totaled five tackles (three solo) and had his first career interception at New England (11/30) ... Intercepted QB Matt Cassel and returned it 89 yards to the 1-yard line ... His 89-yard interception return was the third-longest in Steelers history ... Posted four solo stops, one sack, one pass defensed and one forced fumble at Baltimore (12/14) ... Strip-sacked QB Joe Flacco on the Ravens' second-to-last possession, knocking them out of field goal range ...

POSTSEASON: Played in all three postseason games ... Recorded 12 tackles (nine solo) and one fumble recovery ... Added four special teams tackles ... Totaled four stops (two solo) and two special teams tackles in the AFC Divisional round vs. San Diego (1/11/09) ... Posted four tackles (three solo) and one fumble recovery in the AFC Championship game vs. Baltimore (1/18/09) ... His fumble recovery late in the fourth quarter essentially sealed the win ... Recorded four solo tackles and one special teams stop in the Super Bowl XLIII win vs. Arizona (2/1/09).

2007 (Steelers) – Played in all 16 games ... Recorded two tackles (one solo) and two fumble recoveries ... Added 11 special teams tackles ... Made his NFL debut with one special teams stop at Cleveland (9/9) ... Posted two special teams tackles vs. Buffalo (9/16) ... Recovered the first fumble of his career on a special teams play vs. Baltimore (11/5) ... Made his first career defensive fumble recovery vs. Miami (11/26) ...

POSTSEASON: Played, but did not record any statistics in the AFC Wild Card game vs. Jacksonville (1/5/08).

COLLEGE

Three-year letterman (2004-06) and one-year starter at Florida State ... Played in 38 career games with 13 starts ... Recorded career totals of 126 tackles (70 solo), eight sacks, one interception, eight passes defensed, two forced fumbles and two fumble recoveries ... Added four blocked kicks (punts and field goals) ... Also blocked two extra point attempts ... Scored touchdowns on a fumble return, interception return and blocked punt return ... Started all 13 games as a junior in 2006 ... Recorded 79 tackles (42 solo), five sacks, one interception, seven passes defensed and one fumble recovery ... Added two blocked kicks ... Earned second-team All-ACC honors ... Played in all 13 games as a sophomore in 2005 ... Recorded 35 tackles (17 solo), three sacks, one pass defensed, two forced fumbles and one fumble recovery ... Added two blocked punts ... Played in all 12 games as a true freshman in 2004 ... Recorded 12 tackles (11 solo) ... Majored in social sciences.

PERSONAL

Attended Wilson High School in Florence, South Carolina ... Recorded over 150 tackles and two sacks as a senior in 2004 ... Also played tight end and caught 47 passes for more than 800 yards and five touchdowns ... Earned defensive player of the year honors ... Named first-team all-state ... Recorded 95 tackles and four sacks as a junior in 2003 ... Added 42 receptions for 680 yards (16.2 avg.) and 14 touchdowns at tight end ... Earned all-state honors ... Born on May 14, 1986.

YEAR	TEAM	GP	GS	TOT	SOLO	ASST	SK	YDS	INT	YDS	LG	TD	PD	FF	FR
2007	PITTSBURGH	16	0	2	1	1	0.0	0.0	0	0	0	0	0	0	2
2008	PITTSBURGH	16	2	57	35	22	5.0	43.0	1	89	89	0	3	1	1
2009	PITTSBURGH	14	13	76	55	21	7.0	67.0	0	0	0	0	4	4	0
2010	PITTSBURGH	16	15	132	95	37	3.0	10.0	2	5	5	0	9	2	2
2011	PITTSBURGH	16	16	88	63	25	2.0	13.0	1	0	0	0	5	1	0
2012	PITTSBURGH	16	16	106	75	31	6.0	51.0	3	80	53t	1	4	2	1
2013	PITTSBURGH	16	16	126	86	40	3.0	24.0	2	26	23	0	5	1	1
2014	PITTSBURGH	16	16	132	87	45	2.0	11.0	0	0	0	0	1	0	0
2015	PITTSBURGH	16	16	119	77	42	5.0	36.5	1	0	0	0	6	1	0
2016	PITTSBURGH	16	16	114	78	36	2.5	22.0	2	74	58	0	5	1	0
	TOTALS	158	126	952	652	300	35.5	277.5	12	274	89	1	42	13	7

LAWRENCE TIMMONS' NFL PLAYOFF STATISTICS

YEAR	TEAM	GP	GS	TOT	SOLO	ASST	SK	YDS	INT	YDS	LG	TD	PD	FF	FR
2007	PITTSBURGH	1	0	0	0	0	0.0	0.0	0	0	0	0	0	0	0
2008	PITTSBURGH	3	0	12	9	3	0.0	0.0	0	0	0	0	0	0	1
2010	PITTSBURGH	3	3	22	19	3	0.0	0.0	0	0	0	0	1	0	0
2011	PITTSBURGH	1	1	6	5	1	0.0	0.0	0	0	0	0	0	0	0
2014	PITTSBURGH	1	1	7	3	4	0.0	0.0	0	0	0	0	0	0	0
2015	PITTSBURGH	2	2	10	7	3	0.0	0.0	0	0	0	0	0	0	0
2016	PITTSBURGH	3	3	29	17	12	2.0	21.0	0	0	0	0	0	0	0
	TOTALS	14	10	86	60	26	2.0	21.0	0	0	0	0	1	0	1

ADDITIONAL STATS

Special Teams Tackles: (Pittsburgh) 11 in 2007, 8 in 2008, 2 in 2009, 3 in 2010, 5 in 2011 for total of 29 (P-4).

Touchdowns: (Pittsburgh) 1 interception return in 2012.

SINGLE-GAME HIGHS		
Tackles:	17	vs. Baltimore, 10/20/13
	15	at Tennessee, 9/19/10
	14	vs. Miami, 1/8/17*
	14	at New England, 1/22/17*
	13	four times (last: vs. Kansas City, 12/21/14)
Sacks:	2	seven times (last: vs. Miami, 1/8/17*)
Forced Fumbles:	2	vs. Cleveland, 10/18/09
	1	11 times (last: vs. Baltimore, 12/25/16)
Interceptions:	1	12 times (last: at Cincinnati, 12/18/16)
* Playoff game		



#67 / T

Laremy Tunsil

HT: 6-5 / WT: 318

Born: August 2, 1994 / College: Mississippi '16

Acquired: D1, '16 / NFL Yr: 2nd / Dolphins Yr: 2nd

PRO CAREER

CAREER TRANSACTIONS: Originally a first-round selection (13th overall) of the Dolphins in the 2016 NFL draft.

2017 (Dolphins) – Started at left tackle at L.A. Chargers (9/17) ... Protected QB Jay Cutler, who complete 24-of-33 passes (72.7 pct.) for 230 yards and one touchdown ... Also blocked for RB Jay Ajayi, who rushed 28 times for 122 yards (4.4 avg.), snapping the Chargers' streak of 17 straight games without allowing a 100-yard rusher.

2016 (Dolphins) – Started 14 games (12 at left guard and two at left tackle) ... Inactive for two games due to injury ... Allowed just 0.5 sacks in his 12 starts at left guard ... Protected QB Ryan Tannehill, who prior to his Week 14 injury posted a career-high 93.5 quarterback rating and 7.70 yards per attempt ... Part of an offensive line that helped RB Jay Ajayi eclipse the 1,000-yard rushing mark (1,272) for the first time in his career and ... Ajayi's 1,272 rushing yards were the third-most in Dolphins history ... Made NFL and Dolphins debut as a starter at left guard at Seattle (9/11) ... Helped QB Ryan Tannehill complete 25-of-39 passes (64.1 pct.) for 319 yards and three touchdowns vs. Cleveland (9/25) ... Started at left tackle at Cincinnati (9/29) ... Became the first offensive lineman in franchise history to start at least one game at guard and tackle in his rookie season ... Protected QB Ryan Tannehill who completed 24-of-32 throws (75.0 pct.) vs. Pittsburgh (10/16) ... Part of an o-line that did not allow a sack on the day ... Also blocked for RB Jay Ajayi who rushed for 204 yards, the sixth-most in a single game in team history ... Protected QB Ryan Tannehill who

completed 15-of-25 passes (60 pct.) for 204 yards and one touchdown vs. Buffalo (10/23) ... Blocked for RB Jay Ajayi who rushed for 214 yards, the third most in a single game in franchise history ... Helped QB Ryan Tannehill complete 17-of-28 passes (60.7 pct.) for 149 yards and one touchdown vs. N.Y. Jets (11/6) ... Also blocked for RB Jay Ajayi who carried the ball 24 times for 111 yards (4.6 avg.) and one touchdown ... This was the third consecutive game Ajayi topped the 100-yard rushing mark ... Started in the 31-24 win at San Diego (11/13) ... Moved to left tackle for 11 plays in place of an injured T Branden Albert before returning to left guard ... QB Ryan Tannehill completed 17-of-24 throws (70.1 pct.) for 240 yards and two touchdowns ... Tannehill posted a season-high 130.6 QB rating ... Started at left tackle for an injured T Branden Albert at Los Angeles (11/20) ... Protected QB Ryan Tannehill, who completed 24-of-34 (70.6 pct.) passes for 172 yards and two touchdowns ... Blocked for QB Ryan Tannehill, who completed 15-of-20 (75.0 pct.) passes for 195 yards, three touchdowns and a 124.0 QB rating vs. Arizona (12/11) ... This marked Tannehill's third game of the season with three-plus touchdown passes ... Started in the 34-13 victory at N.Y. Jets (12/17) ... Protected QB Matt Moore in his first start since 2011 ... Moore completed 12-of-18 (66.7 pct.) throws for 236 yards and a career-high four touchdowns ... Moore also earned a 126.2 QB rating ... Blocked for RB Jay Ajayi who rushed 32 times for 206 yards (6.4 avg.) and one touchdown in the 34-31 win at Buffalo (12/24) ... Also protected QB Matt Moore who completed 16-of-30 passes (53.3 pct.) for 233 yards and two touchdowns ... O-line did not allow a sack on the day ...

POSTSEASON: Started in the AFC Wild Card game at Pittsburgh (1/8/17) ...

HONORS: Selected to the PFWA All-Rookie team.

COLLEGE

Three-year starter (2013-15) at Mississippi ... Played in 29 career games with 26 starts at left tackle ... Played in and started six games at left tackle as a junior in 2015 ... The Rebels went 5-1 and averaged 201.7 rushing ypg, 514.0 total ypg and one sack allowed per game in the six contests he played in ... Named second-team All-American and first-team All-SEC ... Started 11 games at left tackle as a sophomore in 2014 ... Earned second-team All-American and first-team All-SEC honors ... Won the Kent Hull Trophy as the state of Mississippi's top collegiate offensive lineman ... Played in 12 games with nine starts at left tackle as a true freshman in 2013 ... Named to the Freshman All-American, SEC All-Freshman and All-SEC second teams ... Joined teammate tight end Evan Engram as one of the first two true freshmen in school history to earn All-SEC honors ... Majored in journalism.

PERSONAL

Attended Lake City (Fla.) Columbia High School ... Named U.S. Army, USA Today, MaxPreps and SuperPreps All-American ... Earned Florida Class 6A All-State and Player of the Year honors ... Participated in the Ashley HomeStore Hope to Dream sleepover event, surprising 100 underprivileged children with their own bed ... Helped distribute Thanksgiving meals to local South Florida families in November 2016 ... Visited patients at the Baptist Children's Hospital in December 2016 ... Name is pronounced LAIR-uh-mee TUHN-suhl ... Born Aug. 2, 1994, in Lake City, Florida.

GAMES/STARTS:

2016: 14/14, 2017: 1/1

NFL TOTALS: 15/15

LAREMY TUNSIL'S NFL PLAYOFF STATISTICS

GAMES/STARTS:

2016: 1/1

NFL TOTALS: 1/1

© 2017 Miami Dolphins

[Homepage](#)[Media Resources](#)[Media](#)[Credentials](#)[Weekly Game Info](#)[History](#)**#42 / CB**

Alterraun Verner

HT: 5-10 / WT: 187

Born: December 13, 1988 / College: UCLA '10

Acquired: FA, '17 / NFL Yr: 8th / Dolphins Yr: 1st

PRO CAREER

CAREER PRO BOWL SELECTIONS: 1 (2013)**CAREER TRANSACTIONS:** Signed by the Dolphins on July 25, 2017 ... Released by Tampa Bay on Feb. 23, 2017 ... Signed by Tampa Bay as an unrestricted free agent from Tennessee on March 11, 2014 ... Originally a fourth-round selection (104th overall) by Tennessee in the 2010 NFL draft.**2017 (Dolphins)** – Appeared on special teams in Dolphins debut at L.A. Chargers (9/17).**2016 (Buccaneers)** – Played in all 16 games with three starts ... Recorded 12 tackles (11 solo), one interception and seven passes defended ... Added four special teams stops ... Made one assisted tackle in the season opener at Atlanta (9/11) ... Added one special teams stop ... Recorded one solo tackle and two passes defended at Arizona (9/18) ... Totaled two solo tackles, one interception and two passes defended vs. Seattle (11/27) ... Intercepted QB Russell Wilson near the end of the first half and returned it 16 yards.**2015 (Buccaneers)** – Played in all 16 games with six starts ... Recorded 53 tackles (42 solo), 0.5 sacks, one interception, four

passes defended and one forced fumble ... Added three special teams stops ... Made four solo stops in the season opener vs. Tennessee (9/13) ... Totaled five tackles (four solo) and a half-sack at Atlanta (11/1) ... Recorded eight solo stops and one interception vs. N.Y. Giants (11/8) ... Intercepted QB Eli Manning and returned it 16 yards near the end of the third quarter ... Made three tackles (one solo) and forced one fumble at Carolina (1/3/16).

2014 (Buccaneers) – Started 14 games ... Recorded 76 tackles (58 solo), two interceptions, nine passes defended and two forced fumbles ... Made six tackles (five solo) in his Buccaneers debut in the season opener vs. Carolina (9/7) ... Totaled eight solo stops vs. St. Louis (9/14) ... Recorded five tackles (three solo), one interception and three passes defended at New Orleans (10/5) ... Intercepted QB Drew Brees with the Saints driving at midfield to send the game into overtime ... Totaled a season-high nine tackles (six solo) vs. Green Bay (12/21).

2013 (Titans) – Started all 16 games ... Recorded 57 tackles (49 solo), five interceptions, 22 passes defended and two fumble recoveries ... Totaled three solo tackles, one interception and two passes defended in the season opener at Pittsburgh (9/8) ... Intercepted QB Ben Roethlisberger in the second quarter and led to a Titans touchdown drive ... Made six stops (five solo), one interception and three passes defended at Houston (9/15) ... Intercepted QB Matt Schaub and returned it 23 yards for a touchdown in the fourth quarter ... Recorded two assisted tackles, two interceptions, two passes defended and one fumble recovery vs. N.Y. Jets (9/29) ... Picked off QB Geno Smith's first pass of the game and returned it 34 yards, setting up a touchdown drive ... Recovered a fumble from QB Geno Smith and returned it 9 yards, setting up a Titans touchdown drive in the second quarter ... Intercepted QB Geno Smith later in the second quarter ... Totaled three tackles (two solo) and one interception vs. Jacksonville (11/10) ... Intercepted QB Chad Henne early in the fourth quarter and returned it 6 yards ...

PRO BOWL: Selected to his first Pro Bowl following the season ... Recovered a fumble in the game ...

HONORS: Earned second-team All-Pro honors ... Earned AFC Defensive Player of the Week honors for his performance vs. N.Y. Jets (9/29) where he posted two interceptions and one fumble recovery.

2012 (Titans) – Started all 16 games ... Recorded 76 tackles (59 solo), two interceptions, nine passes defended, one forced fumble and one fumble recovery ... Totaled a season-high nine tackles (six solo) in the season opener vs. New England (9/9) ... Made five solo stops, one interception and two passes defended at San Diego (9/16) ... Intercepted QB Philip Rivers and returned it for 11 yards in the second quarter ... Recorded seven tackles (four solo), one forced fumble and one fumble recovery vs. Detroit (9/23) ... Stripped TE Brandon Pettigrew and returned the fumble 72 yards for a touchdown in the fourth quarter ... Made one solo stop, one interception and two passes defended at Jacksonville (11/25) ... Intercepted QB Chad Henne on the first snap of the game.

2011 (Titans) – Played in all 16 games with three starts ... Recorded 47 tackles (42 solo), one interception and eight passes defended ... Added two special teams stops (one solo) ... Totaled one solo tackle and one interception vs. Baltimore (9/18) ... Intercepted QB Joe Flacco and returned it 4 yards in the first quarter ... Posted six solo tackles and two passes defended vs. Indianapolis (10/30) ... Recorded a season-high 10 tackles (nine solo) vs. New Orleans ... Added one special teams stop.

2010 (Titans) – Played in all 16 games with 12 starts ... Recorded 93 tackles (78 solo), three interceptions, 11 passes defended, one forced fumble and two fumble recoveries ... Added eight special teams stops (seven solo) ... Totaled 11 solo tackles vs. Denver (10/3) ... Recorded eight tackles (six solo) and one interception at Dallas (10/10) ... Made his first NFL interception by picking off QB Tony Romo and returning the ball 12 yards to the 1-yard line, setting up a Titans score on the next play ... Made one solo stop and one interception at Jacksonville (10/18) ... Totaled a season-high 12 tackles (10 solo) vs. Indianapolis (12/9) ... Recorded 10 tackles (four solo) and one interception vs. Houston (12/19) ... Intercepted QB Matt Schaub in the second quarter and set up a Titans field goal as the half expired.

COLLEGE

Four-year letterman and three-year starter at UCLA (2006-09) ... Played in 51 career games with 35 starts ... Recorded career totals of 279 tackles (198 solo) and 13 interceptions ... Started all 13 games as a senior in 2009 ... Recorded 72 tackles (51 solo) and five interceptions ... Earned first-team All-American honors ... Named first-team All-Pac 10 ... Was a semifinalist for the Lott Trophy for the nation's best defensive player ... His five interceptions were tied for second in the Pac-10 ... Started all 12 games as a junior in 2008 ... Recorded 73 tackles (52 solo) and two interceptions ... Earned first-team All-Pac 10 honors ... Played in all 13 games with 10 starts ... Recorded 75 tackles (53 solo) and four interceptions ... Played in all 13 games as a true freshman in 2006 ... Recorded 59 tackles (42 solo) and two interceptions ... Earned first-team Freshman All-American honors ... Named Pac-10 Conference Co-Freshman of the Year ... Majored in mathematics-applied science.

PERSONAL

Attended Mayfair High School in Lakewood, California ... Played wide receiver, defensive back, linebacker and special teams ... Caught 50 passes for 907 yards (18.1 avg.) and 13 touchdowns as a senior in 2005 ... Added 56 tackles and four interceptions on defense ... Also returned four punts for 100 yards (25.0 avg.) and seven kickoff returns for 407 yards (58.1 avg.) and one touchdown ... Earned second-team all-section ... Named team co-captain and team offensive MVP ... Recorded 32 catches for 705 yards (22.0 avg.) and 11 touchdowns as a junior in 2004 ... Added 56 tackles, 13 pass break ups and two interceptions on defense ... Earned all-region and all-league honors ... Also participated in track and field ... First name pronounced AL-ter-on ... Born on Dec. 13, 1988.

ALTERRAUN VERNER'S NFL REGULAR SEASON STATISTICS

YEAR	TEAM	GP	GS	TOT	SOLO	ASST	SK	YDS	INT	YDS	LG	TD	PD	FF	FR
2010	TENNESSEE	16	12	93	78	15	0.0	0.0	3	41	19	0	11	1	2
2011	TENNESSEE	16	3	47	42	5	0.0	0.0	1	4	4	0	9	0	0
2012	TENNESSEE	16	16	76	59	17	0.0	0.0	2	11	11	0	9	1	1
2013	TENNESSEE	16	16	57	49	8	0.0	0.0	5	68	34	1	22	0	2

2014	TAMPA BAY	14	14	76	58	18	0.0	0.0	2	26	26	0	9	2	0
2015	TAMPA BAY	16	6	53	42	11	0.5	3.0	1	44	28	0	4	1	0
2016	TAMPA BAY	16	3	12	11	1	0.0	0.0	1	16	16	0	7	0	0
2017	MIAMI	1	0	0	0	0	0.0	0.0	0	0	0	0	0	0	0
TOTALS		111	70	414	339	75	0.5	3.0	15	210	4	1	71	5	5

[Homepage](#)[Media Resources](#)[Media](#)[Credentials](#)[Weekly Game Info](#)[History](#)**#91 / DE**

Cameron Wake

HT: 6-3 / WT: 263

Born: January 30, 1982 / College: Penn State '05

Acquired: FA, '09 / NFL Yr: 9th / Dolphins Yr: 9th

PRO CAREER

CAREER PRO BOWL SELECTIONS: 5 (2010, 2012, 2013, 2014, 2016).

CAREER TRANSACTIONS: Signed by the Dolphins on Jan. 19, 2009 ... Signed by the BC Lions of the Canadian Football League in May 2007 ... Waived by the N.Y. Giants on June 22, 2005 ... Originally signed with the N.Y. Giants as an undrafted college free agent on May 6, 2005.

2017 (Dolphins) – Recorded two solo tackles at L.A. Chargers (9/17) ... Selected by teammates to serve as a season-long captain.

2016 (Dolphins) – Played in 16 games with 11 starts ... Recorded 29 tackles (22 solo), 11.5 sacks, one interception, two passes defensed and five forced fumbles ... Finished third in the AFC and tied for sixth in the NFL with 11.5 sacks ... His 81.5 career sacks moved him into a tie for second place (Pittsburgh LB James Harrison) among undrafted players in NFL history ... The 81.5 sacks also moved him in front of Hall of Fame DE/LB Jason Taylor (80.5) for the most sacks by a Dolphins player in their first eight seasons with the team ... Wake is one of three NFL players (DE Julius Peppers, 2015 and DE John Abraham, 2012-13) in the past decade to have a double-digit sack season at age 34 or older ... His nine forced fumbles since the start of the 2015 season lead the NFL ... Recorded two tackles (one solo), one sack and one forced fumble vs. Cleveland (9/25) ... Sacked QB Cody Kessler for a loss of 7 yards and forced a fumble that was recovered by DE Jason Jones ... Made first start of the season vs.

Pittsburgh (10/16) ... Registered two tackles (one solo tackle) and 0.5 sacks ... Split a sack with DE Andre Branch on third down for a loss of 4.5 yards ... Recorded two tackles (one solo) and 1.5 sacks vs. Buffalo (10/23) ... Sacked QB Tyrod Taylor for a loss of 5 yards on third-and-12 in the first quarter ... Split a sack with DE Andre Branch for a loss of 6 yards in the fourth quarter ... Totaled four solo tackles, two sacks and two forced fumbles in the 27-23 victory vs. N.Y. Jets (11/6) ... Recorded two strip-sacks on QB Ryan Fitzpatrick in the first half ... This was his 15th career game with two-or-more sacks, which ranks No. 2 in team history behind DE/LB Jason Taylor (25) ... Registered three tackles (two solo) and 1.5 sacks in the 31-24 win at San Diego (11/13) ... Combined with DE Mario Williams to sack QB Philip Rivers for a loss of 3 yards ... Recorded two solo tackles and one sack in the 14-10 victory at Los Angeles (11/20) ... Sacked QB Jared Goff on third-and-4 for a loss of 9 yards with 2:32 remaining in the second quarter ... Tallied three tackles (two solo) and one sack in the 31-24 win vs. San Francisco (11/27) ... Sacked QB Colin Kaepernick for a loss of 9 yards on third-and-3 in the third quarter ... Made two solo tackles, one sack and one forced fumble vs. Arizona (12/11) ... Forced a RB David Johnson fumble in the first quarter ... Sacked QB Carson Palmer for a loss of 9 yards on third-and-2 in the second quarter, pushing back a field goal attempt that was ultimately missed ... Recorded two solo tackles, one sack, one interception, one pass defensed and one forced fumble in the 34-13 win at N.Y. Jets (12/17) ... Had a strip-sack of QB Bryce Petty on third-and-4 in the first quarter ... Recorded his first career interception, returning it for 12 yards in the second quarter ... He is the first Dolphins defensive lineman with a forced fumble and interception in the same game since 2006, when DE Jason Taylor did it twice (11/5/06 at Chicago and 11/19/06 vs. Minnesota) ... Tallied three tackles (two solo) and one sack in the 34-31 victory at Buffalo (12/24) ... Sacked QB Tyrod Taylor for a loss of 12 yards on third-and-10 ... Elected by teammates to serve as a season-long team captain ...

POSTSEASON: Recorded six tackles (three solo) in the AFC Wild Card game at Pittsburgh (1/8/17) ...

PRO BOWL: Selected to start for the AFC in the 2017 Pro Bowl, his fifth selection (2010, 2012-16) ... Did not record any statistics in the AFC's 20-13 victory ...

HONORS: Named second-team AP All-Pro as an edge rusher ... Awarded the Ed Block Courage Award and Don Shula Leadership Award as voted on by his teammates ... Ranked No. 62 overall on the NFL Network's "The Top 100 Players of 2017" as voted on by the players ...

AMONG NFL SACK LEADERS: Wake's 11.5 sacks ranked No. 3 in the AFC and tied for No. 6 in the NFL in 2016:

2016 NFL SACK LEADERS			
RNK	PLAYER	TEAM	SACK
1.	Vic Beasley Jr.	Atlanta	15.5
2.	Von Miller	Denver	13.5
3.	Lorenzo Alexander	Buffalo	12.5
	Markus Golden	Arizona	12.5
	Danielle Hunter	Minnesota	12.5

6.	CAMERON WAKE	MIAMI	11.5
	Cliff Avril	Seattle	11.5

AMONG NFL FORCED FUMBLE LEADERS: Wake leads the NFL with nine forced fumbles since 2015:

NFL FORCED FUMBLE LEADERS FROM 2015-16			
RNK	PLAYER	TEAM(S)	FF
1.	CAMERON WAKE	MIAMI	9
2.	Vic Beasley Jr.	Atlanta	8
	Chandler Jones	New England/Arizona	8
4.	Cliff Avril	Seattle	7
	Jamie Collins	New England/Cleveland	7
	Melvin Ingram	San Diego	7
	Khalil Mack	Oakland	7
	Von Miller	Denver	7
	Bruce Irvin	Seattle/Oakland	7

MULTIPLE SACK GAMES: Wake had three multiple sack (1.5 or more) games in 2016, recording 2.0 sacks vs. N.Y. Jets (11/6), 1.5 sacks vs. Buffalo (10/23) and 1.5 sacks at San Diego (11/13) ... He has totaled 20 multiple-sack games in his career and the Dolphins are 12-8 in those contests ... He has 15 games with two or more sacks, which is second in Dolphins history:

MOST GAMES WITH TWO OR MORE SACKS IN DOLPHINS HISTORY			
RNK	PLAYER	YEARS	NO.
1.	Jason Taylor	1997-07, 09, 11	25
2.	CAMERON WAKE	2009-16	15
3.	Trace Armstrong	1995-00	12
	Jeff Cross	1988-95	12
5.	Doug Betters	1978-87	8

NFL SACK LEADERS FROM 2009-16: Wake's 80.5 sacks in the last seven years (dating back to the start of the 2009 season) is tied for the fourth-highest total among NFL players in that span:

NFL SACK LEADERS FROM 2009-16											
RNK	PLAYER	TEAM(S)	2009	2010	2011	2012	2013	2014	2015	2016	TOTAL
1.	DeMarcus Ware	Dallas/Den.	11.0	15.5	19.5	11.5	6.0	10.0	7.5	4.0	85.0
2.	CAMERON WAKE	MIAMI	5.5	14.0	8.5	15.0	8.5	11.5	7.0	11.5	81.5
3.	Jared Allen	Min./Chi.	14.5	11.0	22.0	12.0	11.5	5.5	2.0	–	78.5
4.	J.J. Watt	Houston	–	–	5.5	20.5	10.5	20.5	17.5	1.5	76.0
5.	Von Miller	Denver	–	–	11.5	18.5	5.0	14.0	11.0	13.5	73.5

AMONG DOLPHINS CAREER SACK LEADERS: Wake's 81.5 sacks with the Dolphins ranks second among the team's all-time sack leaders:

MIAMI DOLPHINS ALL-TIME CAREER SACK LEADERS			
RNK	PLAYER	YEARS	SACKS
1.	Jason Taylor	1997-07, 2009, 2011	131.0
2.	CAMERON WAKE	2009-16	81.5
3.	Bill Stanfill	1969-76	69.5
4.	Doug Betters	1978-87	65.5
5.	Vern Den Herder	1971-82	65.0
6.	Jeff Cross	1988-95	59.5
7.	Trace Armstrong	1995-00	56.5
8.	Kim Bokamper	1977-85	40.0
9.	Bob Baumhower	1977-86	39.5
10.	A.J. Duhe	1977-84	38.5

SACKS IN FIRST EIGHT DOLPHINS SEASONS: In his first eight years with the Dolphins (2009-16), Wake has recorded 81.5 sacks ... That is the most sacks by any Dolphins player in his first eight seasons with the team:

MOST SACKS IN FIRST EIGHT SEASONS WITH DOLPHINS

RNK	PLAYER	YEARS	SACKS
1.	CAMERON WAKE	2009-16	81.5
2.	Jason Taylor	1997-04	80.5
3.	Bill Stanfill	1969-76	69.5
4.	Doug Betters	1978-85	61.5
5.	Jeff Cross	1988-95	59.5

UNDRAFTED PLAYER SACK LEADERS: With 81.5 sacks in his career, Wake is tied for second in NFL history (since sacks were recognized as an official statistic in 1982) for most career sacks by players who were undrafted (does not include supplemental draft picks):

MOST SACKS BY UNDRAFTED PLAYERS IN NFL HISTORY (1982-2016)

RNK	PLAYER	YEARS	SACKS
1.	John Randle	1990-2003	137.5
2.	CAMERON WAKE	2009-16	81.5
	James Harrison	2004-16	81.5
4.	Chris Clemons	2004-15	69.0
5.	Adewale Ogunleye	2001-10	67.0

SEVEN-PLUS SACK SEASONS: Wake and Julius Peppers (Chicago, Green Bay) are the only NFL players who have recorded seven-or-more sacks in each of the past seven seasons (2010-16) ...

CONSECUTIVE GAMES WITH A SACK: Recorded at least one sack in five straight games Oct. 23 vs. Buffalo through Nov. 27 vs. San Francisco) and had a total of 7.0 sacks in those contests ... It tied the longest streak of consecutive games with at least one sack in his career with a five-game streak in 2012 (Sept. 30 at Arizona through Nov. 4 at Indianapolis) and 2014 (Oct. 12 vs. Green Bay through Nov. 9 at Detroit).

2015 (Dolphins) – Played in and started the first seven games ... Placed on injured reserve on Nov. 2 ... Recorded nine tackles (seven solo),

seven sacks, one pass defended and four forced fumbles ... All seven of his solo tackles were sacks ... Totaled four solo stops and four sacks, including two forced fumbles, in the 38-10 win at Tennessee (10/18) ... All four sacks came in the first half, which tied a mark for most sacks in a first half by an NFL player since 1991 ... His four sacks were tied for the fourth-most in a single-game in Dolphins history ... His four-sack performance gave him 67.0 for his career and also moved him ahead of Vern Den Herder (64.0) and Doug Betters (65.5) into third place in team history in all-time sacks ... Joined Hall of Fame defensive end Reggie White as the only undrafted players to have multiple career games with four-plus sacks since the statistic became official in 1982 ... Earned AFC Defensive Player of the Week honors in Week 6 ... Backed up his performance with a two-sack outing vs. Houston (10/25) ... Also forced two fumbles and recorded a pass defended ... Posted two tackles (one solo) and one sack before suffering a season-ending injury at New England (10/29) ... The sack gave him 70.0 for his career as he surpassed Bill Stanfill (69.5) for second-most in team history ... His seven sacks in three games were the most in a three-game span in Dolphins history ...

THREE-PLUS SACK GAMES: Wake's four-sack game at Tennessee (10/18) gave him a total of five games with three or more sacks, which is second in team history:

MOST GAMES WITH THREE OR MORE SACKS IN DOLPHINS HISTORY

RNK	PLAYER	YEARS	SACKS
1.	Jason Taylor	1997-07, 09, 11	6
2.	CAMERON WAKE	2009-16	5
3.	Jeff Cross	1988-95	4
4.	Adewale Ogunleye	2000-03	2
5.	Doug Betters	1978-87	2

PLAYER OF THE WEEK: Wake was named as the AFC Defensive Player of the Week for Week 6, following his performance at Tennessee (10/18) ... In that contest, Wake totaled four solo stops and four sacks, including two forced fumbles ... All four sacks came in the first half, which tied a mark for most sacks in a first half by an NFL player since 1991 ... His four sacks tied the fourth-most in a single-game in Dolphins history.

2014 (Dolphins) – Started all 16 games ... Recorded 38 tackles (32 solo), 11.5 sacks, three passes defended, three forced fumbles and one fumble recovery ... For the third-consecutive year and the fourth time in five years, Wake landed a spot on the NFL Network's Top 100 list ... He placed at No. 39 for 2015 in the rankings based on a vote of players after finishing 66th for 2014, 89th on the list in 2013 and 63rd in 2011 ... Started vs. New England (9/7) and produced two sacks and two forced fumbles ... Was the first Dolphins player to record at least two sacks and two forced fumbles in the same game since LB Charlie Anderson recorded two sacks and two forced fumbles on Nov. 15, 2009 against Tampa Bay ... Recorded his third sack of the season vs. Green Bay (10/12) when he took down QB Aaron Rodgers for a loss of 6 yards in the first quarter ... He later split a sack with DE Olivier Vernon to bring his season total to 3.5 ... Recorded a sack of Bears QB Jay Cutler in the fourth quarter of Miami's 27-14 win at Chicago (10/19) ... On the play, he forced a fumble and recovered it, giving him the second fumble recovery of his career ... Recorded a sack for a loss of 3 yards in the second quarter at Jacksonville (10/26) ... The sack moved him past Trace Armstrong for sixth-most

sacks in franchise history ... Notched a third quarter sack vs. San Diego (11/2) ... Wake's 2.0 sacks at Detroit (11/9) moved him past Jeff Cross for the fifth-most sacks in franchise history and improved his career total to 60.0, moving him past Bill Stanfill for most sacks by a player through their first six seasons with the team ... His sacks against Detroit resulted in him registering a sack in five straight games ... Recorded his 9.5 sack of the season in the third quarter at N.Y. Jets (12/1) ... Recorded a sack in the second quarter vs. Minnesota (12/21) for a loss of 5 yards and another in the fourth quarter for a loss of 4 yards ... His 11.5 sacks on the season were the third time in his career he has recorded double-digit sacks in a season (14.0 in 2010 and 15.0 in 2012), becoming the fourth Dolphins player since sacks became an official statistic in 1982 to record double-digit sacks in at least three seasons with the team – Jason Taylor (six seasons), Trace Armstrong (three seasons) and Jeff Cross (three seasons) ...

CONSECUTIVE GAMES WITH A SACK: Recorded at least one sack in five straight games (Oct. 12 vs. Green Bay through Nov. 9 at Detroit) and had a total of 6.5 sacks in those contests ... It tied the longest streak of consecutive games with at least one sack in his career with a five game streak in 2012 (Sept. 30 at Arizona through Nov. 4 at Indianapolis) and 2016 (Oct. 23 vs. Buffalo through Nov. 27 vs. San Francisco) ...

PLAYER OF THE WEEK: Wake was named as the AFC Defensive Player of the Week for Week 1, following his performance vs. New England (9/7) ... In that contest, he had three tackles, two sacks, two quarterback hits and recorded two forced fumbles in the Dolphins 33-20 victory ... Wake became the first Dolphins defensive player to win the Player of the Week Award for an opening week performance since 2001 when linebacker Zach Thomas was selected for his performance against the Tennessee Titans on September 9, 2001 ...

HONORS: Named second-team All-Pro by the Associated Press ... Named to CBSSports.com's Midseason All-Pro Team by Pete Prisco ...

PRO BOWL: Wake was named to the 2015 NFL Pro Bowl team ... It marked his fourth selection to the Pro Bowl and his third as a defensive end ... He made the Pro Bowl in 2011 as a linebacker ... He is one of only three Dolphins to make the Pro Bowl at different positions, joining Randy Starks, who made it as a defensive end in 2010 and as a defensive tackle in 2012, and Mike Pouncey, who made it as a center in 2013 and a guard in 2014.

2013 (Dolphins) – Started 15 games ... Inactive at New Orleans (9/30) due to a knee injury ... Recorded 37 tackles (29 solo), 8.5 sacks and two forced fumbles ... Also had two points via a safety ... Had 2.5 sacks at Cleveland (9/8) for the 10th multi-sack game of his career ... Had five tackles, including three sacks of Bengals QB Andy Dalton for a total of 23 yards in losses, vs. Cincinnati (10/31) ... It was his second multi-sack game of the season and the 11th multi-sack game of his career ... Was named as AFC Defensive Player of the Week for his efforts ... Posted four tackles including one sack, tackling QB Philip Rivers for a 5-yard loss, vs. San Diego (11/17) ... The sack came on a second-and-2 on the Chargers' 42-yard line with 56 seconds left in the game and the Dolphins protecting a 20-16 lead ... Recorded three tackles, one sack for 2 yards in losses and one forced fumble at Pittsburgh (12/8) ... The sack and the forced fumble came on the same play when he sacked QB Ben Roethlisberger for a 2-yard loss and forced him to fumble on the play ... The fumble was recovered by Randy Starks on the Steelers 31-yard line and the turnover led to the Dolphins' first touchdown of the game ... Had three tackles including one sack, tackling Patriots QB Tom Brady for a 7-yard loss, vs. New England (12/15) ...

MULTIPLE SACK GAMES: Wake had two multiple (1.5 or more) sack games in 2013 with 3.5 sacks vs. Cincinnati (10/31) and 2.5 sacks

at Cleveland (9/8) ... The Dolphins were 2-0 in those games ...

PLAYER OF THE WEEK: Wake was named as the AFC Defensive Player of the Week for Week 9, following his performance vs. Cincinnati (10/31) ... In that contest, he had five tackles, including three sacks of Bengals QB Andy Dalton ... When he sacked Dalton for a 9-yard loss in the first quarter, he also forced Dalton to fumble and then went on to recover that fumble ... His third sack came on the last play of the game when he tackled Dalton in the end zone for an 8-yard loss and his first-career safety with 6:42 remaining in overtime to give the Dolphins a 22-20 win ... It was only the third time in NFL history an overtime game ended with a safety ... The honor marked the first time that Wake has been selected as the AFC Defensive Player of the Week ... He was honored in 2012 as the AFC Defensive Player of the Month for October ... He became the first Dolphins defensive player to win the award since Week 5 of the 2012 season when Randy Starks was selected for his performance against the Cincinnati Bengals on Oct. 7, 2012 ...

PRO BOWL: Wake was named to the 2014 NFL Pro Bowl team ... It marked his third selection to the Pro Bowl team and his second as a defensive end.

2012 (Dolphins) – Started all 16 games ... Moved to defensive end after playing linebacker for the first three seasons of his Dolphins career ... Recorded 53 tackles (38 solo), 15 sacks, three forced fumbles and one pass defensed ... His 15 sacks were the most of his career, surpassing his previous high of 14 sacks in 2010 ... It also marked the second time in his career he recorded double figures in sacks for the season ... Recorded five tackles, including 4.5 sacks for a total of 30.5 yards in losses, tackling QB Kevin Kolb four times for 29 yards in losses and sharing a 3-yard sack of Kolb with Koa Misi, at Arizona (9/30) ... Wake's 4.5 sacks are the fourth-best single-game total in Dolphins history ... It was the seventh multi-sack game of his career ... Posted five tackles, including one sack for 5 yards, at Cincinnati (10/7) ... He shared a 7-yard sack of QB Andy Dalton with Kevin Burnett and a 3-yard sack of Dalton with Randy Starks ... Registered three tackles including one sack vs. St. Louis (10/14), tackling QB Sam Bradford for a 4-yard loss ... It marked the third straight game he recorded at least one sack ... Had one tackle at the N.Y. Jets (10/28), a 7-yard sack of QB Mark Sanchez ... Posted four tackles including one sack, tackling QB Andrew Luck for a 14-yard loss, at Indianapolis (11/4) ... Forced Luck to fumble on that sack, but the ball was recovered by the Colts ... Recorded five tackles, including one sack at Buffalo (11/15), tackling QB Ryan Fitzpatrick for a 3-yard loss ... Registered three tackles vs. New England (12/2), including 1.5 sacks for 9.5 yards in losses, tackling Patriots QB Tom Brady for a 6-yard loss and sharing a 7-yard sack of Patriots QB Tom Brady with Paul Soliai ... It was his second multi-sack game of the season and the eighth such game of his career ... Had six tackles, including three sacks of QB Colin Kaepernick for a total of 13 yards in losses, at San Francisco (12/9) ... It was his third multi-sack game of the season and the ninth such game of his career ... Posted three tackles, including one sack of QB Ryan Fitzpatrick for a 6-yard loss vs. Buffalo (12/23) ...

AMONG NFL SACK LEADERS: Wake's 15 sacks ranked No. 3 in the AFC and No. 4 in the NFL in sacks in 2012:

2012 NFL SACK LEADERS			
RNK	PLAYER	TEAM	SACKS
1.	J.J. Watt	Houston	20.5
2.	Aldon Smith	San Francisco	19.5

3.	Von Miller	Denver	18.5
4.	CAMERON WAKE	MIAMI	15.0
5.	Clay Matthews	Green Bay	13.0

AMONG DOLPHINS SACK LEADERS: Wake's 15 sacks in 2012 are tied for the sixth-highest single-season sack total in Dolphins history ... He has accounted for two of the top 11 single-season sack totals in club annals ... He joins Jason Taylor (two times – 2000, 2002) as the only players in Dolphins history to have multiple seasons of 14 or more sacks:

MIAMI DOLPHINS SINGLE-SEASON SACK LEADERS			
RNK	PLAYER	YEAR	SACKS
1.	Bill Stanfill	1973	18.5
	Jason Taylor	2002	18.5
3.	Joey Porter	2008	17.5
4.	Trace Armstrong	2000	16.5
5.	Doug Betters	1983	16.0
6.	Adewale Ogunleye	2003	15.0
	CAMERON WAKE	2012	15.0
8.	Jason Taylor	2000	14.5
9.	Doug Betters	1984	14.0
	Bryan Cox	2002	14.0
	CAMERON WAKE	2010	14.0

Wake had three multiple-sack games in 2012 (4.5 sacks at Arizona (9/30), 1.5 sacks vs. New England (12/2) and 3.0 sacks at San Francisco (12/9)) ... His 4.5 sacks at Arizona are the fourth-highest single-game sack total in Dolphins history:

MOST SACKS IN A SINGLE GAME IN DOLPHINS HISTORY			
RNK	PLAYER	OPP., DATE	SACKS
1.	Bill Stanfill	vs. Jets, 10/7/73	5.0

	Vern Den Herder	vs. Buffalo, 10/21/73	5.0
	Bill Stanfill	vs. Buffalo, 11/17/74	5.0
4.	CAMERON WAKE	AT ARIZONA, 9/30/12	4.5
5.	Six times		4.0

With his 4.5 sacks at Arizona coupled with his three sacks at San Francisco (12/9), Wake became the first Dolphins player to have multiple games of three or more sacks in a season since Jason Taylor in 2005, when he had three sacks at Oakland on Nov. 17 and three sacks against the N.Y. Jets on Dec. 18 that year ...

CONSECUTIVE GAMES WITH A SACK: Recorded at least one sack in five-straight games (Sept. 30 at Arizona through Nov. 4th at Indianapolis) and had a total of 8.5 sacks in those contests ... It surpassed his previous high of four straight games with at least one sack, which he recorded on Nov. 18, 2010 vs. Chicago through Dec. 12, 2010 at the N.Y. Jets ...

PLAYER OF THE MONTH: Named as AFC Defensive Player of the Month for October ... He recorded nine tackles and three sacks as the Dolphins went 3-0 and were the only team in the AFC to go undefeated in October ... It marked the first Player of the Month Award in his career ... He became the first Dolphins defensive player to win that monthly award since Joey Porter accomplished the feat in October 2008 ... This was the 12th time in franchise history that a defensive player had been selected for this award and fifth time that a defensive end has received the honor ...

HONORS: Named first-team All-Pro by the Associated Press, Pro Football Writers Association, The Sporting News and Sports Illustrated (Peter King) ...

PRO BOWL: Named as a starting defensive end on the AFC Pro Bowl squad ... Recorded a 6-yard sack of Saints quarterback Drew Brees in the first quarter.

2011 (Dolphins) – Played in all 16 games with 14 starts ... Recorded 42 tackles and a team-leading 8.5 sacks for 47.5 yards in losses ... Finished tied for 12th in the AFC in sacks ... Had three tackles, including one sack, vs. New England (9/12), tackling Patriots QB Tom Brady for a 1-yard loss ... Posted three tackles including one sack vs. Houston (9/18), tackling Texans QB Matt Schaub for a 5-yard loss ... Registered three tackles including one sack at San Diego (10/2), tackling Chargers QB Philip Rivers for an 8-yard loss ... Recorded two sacks vs. Denver (10/23), tackling Broncos QB Tim Tebow twice for a total of 9 yards in losses ... It was the sixth multiple-sack game of his career ... Had three tackles including a half-sack for 3.5 yards in losses at Kansas City (11/6), sharing a 7-yard sack of Chiefs QB Matt Cassel with Kevin Burnett ... Generated four tackles including one sack at Dallas (11/24), tackling Cowboys QB Tony Romo for an 8-yard loss ... Tied for the team lead with seven tackles including one sack at Buffalo (12/18), tackling Bills QB Ryan Fitzpatrick for a 10-yard loss ... Had two tackles including one sack at New England (12/24), tackling Patriots QB Tom Brady for a 3-yard loss.

2010 (Dolphins) – Started all 16 games at outside linebacker ... Finished with 57 tackles (48 solo), four passes defended, three forced fumbles and

led the team with 14 sacks for a total of 89.5 yards in losses ... Had four multiple-sack games in 2010 (two sacks on Dec. 12 at N.Y. Jets, 1.5 sacks on Dec. 5 vs. Cleveland, two sacks on Nov. 7 at Baltimore and three sacks on Oct. 17 at Green Bay) and the Dolphins were 2-2 in those games ... Opened the season at Buffalo (9/12) with three tackles, including a sack of QB Trent Edwards for a 5-yard loss and added two passes defended ... Had four tackles, including one sack and a forced fumble, at Minnesota (10/19) ... The forced fumble came when he sacked QB Brett Favre for a 5-yard loss in the end zone and forced him to fumble, which was recovered by Koa Misi for a touchdown ... It proved the winning margin in the Dolphins' 14-10 win ... Recorded five tackles, including a sack of QB Tom Brady for a 6-yard loss, vs. New England (10/4) ... Had three tackles, each of them a sack of QB Aaron Rodgers for a total of 24 yards in losses, at Green Bay (10/17) ... It was the most sacks by a Dolphins player since Joey Porter had four sacks on Sept. 21, 2008 at New England ... Combined with Yeremiah Bell to sack QB Ben Roethlisberger for an 8-yard loss which caused Roethlisberger to fumble vs. Pittsburgh (10/24) ... Recorded two sacks of QB Joe Flacco for a total of 7 yards in losses at Baltimore (11/7) ... Posted six tackles, including a sack of QB Jay Cutler for an 8-yard loss which forced him to fumble on the play vs. Chicago (11/18) ... Had two tackles including a sack of QB Bruce Gradkowski at Oakland (11/28) ... Finished with four stops, including 1.5 sacks for 12.5 yards in losses, vs. Cleveland (12/5) sacking QB Jake Delhomme once for an 8-yard loss and combining with Tony McDaniel for a 9-yard sack of Delhomme ... Had five tackles including two sacks at N.Y. Jets (12/12) ... Both sacks of Mark Sanchez occurred on the Jets' final drive, once on second down and once on fourth down, to allow the Dolphins to protect their 10-6 lead and win the game ...

AMONG 2010 NFL SACK LEADERS: Wake posted 14.0 sacks in 2010 which ranked second in the AFC and third in the NFL in sacks:

2010 NFL SACK LEADERS			
RNK	PLAYER	TEAM	SACKS
1.	DeMarcus Ware	Dallas	15.5
2.	Tamba Hali	Kansas City	14.5
3.	CAMERON WAKE	MIAMI	14.0
4.	Clay Matthews	Green Bay	13.5
5.	John Abraham	Atlanta	13.0

HONORS: Named first-team All-Pro by The Sporting News and Sports Illustrated (Peter King) ... Earned second-team All-NFL honors from the Associated Press ... Ranked 63rd overall on the NFL Network's Top 100 Players of 2010 as voted on by the players themselves ... Was a starter at outside linebacker for the 2010 AFC Pro Bowl team ... It marked his first Pro Bowl selection ... He became the eighth linebacker in Dolphins history to be chosen to the Pro Bowl, joining Nick Buoniconti (1972-73), Kim Bokamper (1979), A.J. Duhe (1984), John Offerdahl (1986-90), Bryan Cox (1992, 1994-95), Zach Thomas (1999-2003, 2005-06) and Joey Porter (2008) ... He also became just the fifth Dolphins linebacker to be chosen to start in a Pro Bowl, joining Offerdahl (1986, 1988-90), Cox (1992), Thomas (1999, 2002-03, 2006) and Porter (2008).

2009 (Dolphins) – Played in 14 games with one start ... Inactive for two games ... Finished with 11 tackles (10 solo), 5.5 sacks for a total of 28.5 yards in losses, a forced fumble and a pass defended ... Added 11 special teams tackles ... Inactive for the first two games of the season ... Made

NFL debut in reserve role at San Diego (9/27) and made a tackle on the first play of his career on the game's opening kickoff ... Recorded six stops, including 2.5 sacks, vs. Buffalo (10/4) ... They were the first sacks of his NFL career ... Wake's 2.5 sacks are the third-highest single-game total by a rookie or first year player in Dolphins history, behind only linebacker A.J. Duhe (Nov. 6, 1977 at N.Y. Jets) and defensive end Marco Coleman (Oct. 25, 1992 vs. Indianapolis), who each recorded three sacks in a game ... Had one tackle, a 4-yard sack of QB Tom Brady, at New England (11/8) ... Registered two tackles including one sack, tackling QB Josh Freeman for a 9-yard loss, vs. Tampa Bay (11/15) ... Made one tackle, a 3-yard sack of QB David Garrard, at Jacksonville (12/13) ... Started the season finale vs. Pittsburgh (1/3/10).

2007-08 (CFL) – Recorded 39 sacks in two seasons as a member of the Canadian Football League's B.C. Lions ... Named CFL Defensive Player of the Year in both 2007 and 2008 ... Recorded 65 tackles and a league-high 23 sacks while recovering three fumbles in 2008 ... Captured second consecutive Norm Fieldgate Trophy, awarded to the outstanding defensive player in the West Division ... Named 2008 TSN's Friday Night Gladiator of the Year for his effort, toughness and sacrifice on the weekly CFL national broadcast, becoming the first defensive player to win the award ... Selected as an All-Western Division performer ... Totaled 72 tackles along with a league-leading 16 sacks and a blocked field goal during his rookie campaign in 2007 ... Became the first player in CFL history to be named Rookie of the Year and Defensive Player of the Year in the same season ... Also named an All-Western Division selection.

2005 (Giants) – Signed with the N.Y. Giants as an undrafted college free agent on May 6, 2005, but was waived on June 22.

COLLEGE

Four-year letterwinner (2001-04) at Penn State ... Played mainly as a linebacker for the Nittany Lions, but also played the defensive end position ... Finished his collegiate career with 191 total tackles, two forced fumbles, 8.5 sacks and 24 tackles for losses as well as seven blocked kicks ... Majored in sociology.

PERSONAL

Attended DeMatha High School in Hyattsville, Maryland ... Named the Washington Post's Defensive Player of the Year as a senior in 1999 ... After being released by the N.Y. Giants, Wake entered the corporate world and spent 2006 as a mortgage broker, before he resumed his professional football career in Canada with the B.C. Lions ... Participated in the three-day Miami Dolphins Stephen Ross Externship Experience in July 2016 in New York ... Donated money to help purchase toys and meals for the holidays ... Participated in community outreach while in Hawaii at the Pro Bowl ... Played video games with kids with disabilities at Dave & Buster's from charities in Miami-Dade, Broward and Palm Beach counties ... Shopped with children from schools during the Kids and Fins Publix Shopping Spree ... Worked with local schools in team's Dave & Buster's and go-karting events ... Participated in the Miami Dolphins "All-Community Team" program along with his fellow defensive linemen under the group name "First Line of Defense" ... As part of the program, they purchased tickets, food vouchers, T-shirts and parking to each of the team's regular season home games and donated them to a charitable organization ... Participated in the 2017 Miami Dolphins Business Combine during the offseason ... Awarded the Ed Block Courage Award and Don Shula Leadership award as voted on by his teammates ... Full name is Derek Cameron Wake, born Jan. 30, 1982 in Beltsville, Md.

YEAR	TEAM	GP	GS	TOT	SOLO	ASST	SK	YDS	INT	YDS	LG	TD	PD	FF	FR
2009	MIAMI	14	1	11	10	1	5.5	28.5	0	0	0	0	1	1	0
2010	MIAMI	16	16	57	48	9	14.0	89.5	0	0	0	0	4	3	0
2011	MIAMI	16	14	42	37	5	8.5	47.5	0	0	0	0	2	0	0
2012	MIAMI	16	16	53	38	15	15.0	92.0	0	0	0	0	1	3	0
2013	MIAMI	15	15	37	29	8	8.5	56.0	0	0	0	0	0	2	1
2014	MIAMI	16	16	38	32	6	11.5	59.5	0	0	0	0	3	3	1
2015	MIAMI	7	7	9	7	2	7.0	39.0	0	0	0	0	1	4	0
2016	MIAMI	16	11	29	22	7	11.5	90.5	1	12	12	0	2	5	0
2017	MIAMI	1	1	2	2	0	0.0	0.0	0	0	0	0	0	0	0
TOTALS		117	97	278	225	53	81.5	502.5	1	12	12	0	14	21	2

CAMERON WAKE'S NFL PLAYOFF STATISTICS

YEAR	TEAM	GP	GS	TOT	SOLO	ASST	SK	YDS	INT	YDS	LG	TD	PD	FF	FR
2016	MIAMI	1	1	6	3	3	0.0	0.0	0	0	0	0	0	0	0
TOTALS		1	1	6	3	3	0.0	0.0	0	0	0	0	0	0	0

ADDITIONAL STATS

Special Teams Tackles: 12 in 2009.

Safeties: 1 in 2013.

SINGLE-GAME HIGHS

Tackles:	8	at Baltimore, 11/7/10
	7	at Buffalo, 12/18/11
	6	vs. Buffalo, 10/4/09

	6	vs. Chicago, 11/18/10
	6	at San Francisco, 12/9/12
	6	at Pittsburgh, 1/8/17*
Sacks:	4.5	at Arizona, 9/30/12
	4	at Tennessee, 10/18/15
	3	at Green Bay, 10/17/10
	3	at San Francisco, 12/9/12
	3	vs. Cincinnati, 10/31/13
Interceptions:	1	at N.Y. Jets, 12/17/16
Passes Defensed:	2	at Buffalo, 9/12/10
	1	12 times (last: at N.Y. Jets, 12/17/16)
Forced Fumbles:	2	vs. New England, 9/7/14
	2	at Tennessee, 10/18/15
	2	vs. Houston, 10/25/15
	2	vs. N.Y. Jets, 11/6/16
	1	13 times (last: at N.Y. Jets, 12/17/16)
Fumble Recoveries:	1	vs. Cincinnati, 10/31/13
	1	at Chicago, 10/19/14
* Playoff game		



#26 / RB

Damien Williams

HT: 5-11 / WT: 224

Born: April 3, 1992 / College: Oklahoma '14

Acquired: FA, '14 / NFL Yr: 4th / Dolphins Yr: 4th

PRO CAREER

CAREER TRANSACTIONS: Signed by the Dolphins as an undrafted college free agent on May 12, 2014.

2017 (Dolphins) – Played, but did not record any statistics at L.A. Chargers (9/17).

2016 (Dolphins) – Played in 15 games ... Inactive for one game ... Rushed 35 times for 115 yards (3.3 avg.) and three touchdowns ... Recorded 23 receptions for 249 yards (10.8 avg.) and three touchdowns ... Rushed once for 15 yards vs. Cleveland (9/25) ... Recorded three receptions for 10 yards (3.3 avg.) and one touchdown ... His 10-yard touchdown reception from QB Ryan Tannehill came in the fourth quarter to extend Miami's lead ... Rushed once for 3 yards vs. Tennessee (10/9) and caught two passes for 67 yards (33.5 avg.) ... His season-high 58-yard reception in the second quarter set up a touchdown drive for Miami ... Carried the ball six times for 12 yards (2.0 avg.) and one touchdown in the 30-15 win vs. Pittsburgh (10/16) ... Scored first career rushing touchdown on a 1-yard run to put the Dolphins up 16-8 ... Rushed four times for 16 yards (4.0 avg.) and one touchdown in the 28-25 win vs. Buffalo (10/23) ... Scored a 12-yard go-ahead touchdown with 3:56 remaining in the fourth quarter, putting Miami up 21-17 ... Carried the ball five times for a season-high 29 yards (5.8 avg.) in the 27-23 win vs. N.Y. Jets (11/6) ... Longest run was for a season-high 23 yards ... Rushed twice for 2 yards (1.0 avg.) and one touchdown in the 31-24 win at San Diego (11/13) ... Also caught one pass for 18 yards and a touchdown ... Scored a 2-yard go-ahead touchdown run in the third quarter to put Miami up 14-10 ... Also caught an 18-yard touchdown pass with 1:43 remaining in the third quarter to extend Miami's lead 21-17 ... Served as a game captain at Los

Angeles (11/20) ... Carried the ball five times for 7 yards (1.4 avg.) in the 26-23 victory vs. Arizona (12/11) ... Also caught two passes for 1 yard (0.5 avg.) and one touchdown ... Scored on a 3-yard catch, extending the team's lead to 21-9 ... Recorded two receptions for 51 yards (25.5 avg.) at Buffalo (12/24) ... Caught a 44-yard pass on third-and-3 in the third quarter, setting up a touchdown pass to WR Kenny Stills ...

POSTSEASON: Rushed three times for 14 yards (4.7 avg.) and caught one reception for a 4-yard touchdown in the AFC Wild Card game at Pittsburgh (1/8/17).

2015 (Dolphins) – Played in all 16 games ... Recorded 16 rushes for 59 yards (3.7 avg.) and 21 receptions for 142 yards (6.8 avg.) and one touchdown ... Added 21 kickoff returns for 457 yards (21.8 avg.) ... Hauled in three passes for 15 yards (5.0 avg.), including a 10-yard touchdown reception at Jacksonville (9/20) ... Logged season highs with four carries for 19 yards (4.8 avg.) and caught two passes for 10 yards in a win vs. Houston (10/25) ... Totaled three receptions for 33 yards (11.0 avg.) vs. Indianapolis (12/27) ... Posted a season-high 38 receiving yards on three receptions (12.7 avg.) and rushed three times for 11 yards (3.7 avg.) in win vs. New England (1/3/16).

2014 (Dolphins) – Played in all 16 games as a rookie ... Recorded 36 rushes for 122 yards (3.4 avg.) and 21 receptions for 187 yards (8.9 avg.) and one touchdown ... Added five kickoff returns for 102 yards (22.5 avg.), one tackle and a forced fumble on special teams ... Made his NFL debut vs. New England (9/7), returning a kick for 19 yards ... Had five carries for 19 yards (3.8 avg.) at Buffalo (9/14) ... Returned a kick for 25 yards vs. Kansas City (9/21) ... Posted six carries for 23 yards (3.8 avg.) at Oakland in London (9/28) ... Recorded his first career reception at Chicago (10/19), a 7-yard pass from QB Ryan Tannehill ... Registered a 21-yard reception vs. San Diego (11/2) ... Recorded a season-long 19-yard rush at Detroit (11/9) ... Had a season-long 32-yard reception vs. Buffalo (11/13) ... Forced a fumble at Denver (11/23) on a Broncos punt return in the third quarter ... It was recovered by John Denney and led to a Jarvis Landry touchdown reception ... Recorded his first career touchdown on a 3-yard reception in the fourth quarter vs. Minnesota (12/21), tying the game at 35-35.

COLLEGE

Two-year letterman (2012-13) at Oklahoma ... Played in 22 career games with 10 starts ... Recorded career totals of 290 rushes for 1,499 yards and 18 touchdowns ... Added 43 receptions for 410 yards (9.5 avg.) ... Played in nine games with one start as a senior in 2013 ... Recorded 114 rushes for 553 yards (4.9 avg.) and seven touchdowns ... Played in 13 games with nine starts as a junior in 2012 ... Named second-team All-Big 12 and Big 12 honorable mention Offensive Newcomer of the Year by the conference's coaches ... Recorded 176 rushes for 946 yards (5.4 avg.) with 11 touchdowns ... Added 34 receptions for 320 yards (9.4 avg.) and one touchdown ... Finished seventh in the Big 12 in rushing yards and tenth for all-purpose yards ... Attended Arizona Western as a sophomore in 2011 ... Recorded 259 rushes for 1,931 yards (7.5 avg.) with 26 touchdowns ... Also had 20 receptions for 317 yards (7.5 avg.) and 15 kickoff returns for 365 yards (24.3 avg.) ... Posted 30 overall touchdowns with 26 rushing, two receiving, one kickoff return and one passing touchdown ... Was voted a first-team NJCAA All-American ... Named the WSFL Offensive Player of the Year, ACCAC Co-Offensive Player of the Year and earned first team honors on both the All-WSFL and All-ACCAC postseason teams ... Recorded 95 carries for 723 yards and 10 touchdowns as a freshman in 2010 ... Added seven receptions for 183 yards (26.1 avg.) and two touchdowns ... Majored in multidisciplinary studies.

PERSONAL

Attended Mira Mesa High School in San Diego, Calif. ... Recorded 2,287 yards rushing and 24 touchdowns as a senior ... Born April 3, 1992.

DAMIEN WILLIAMS' NFL REGULAR SEASON STATISTICS

YEAR	TEAM	RUSHING							RECEIVING				
		GP	GS	ATT	YDS	AVG	LG	TD	REC	YDS	AVG	LG	TD
2014	MIAMI	16	0	36	122	3.4	19	0	21	187	8.9	32	1
2015	MIAMI	16	0	16	59	3.7	19	0	21	142	6.8	23	1
2016	MIAMI	15	0	35	115	3.3	23	3	23	249	10.8	58	3
2017	MIAMI	1	0	0	0	0.0	0	0	0	0	0.0	0	0
NFL TOTALS		48	0	87	296	3.4	23	3	65	578	8.9	58	5

DAMIEN WILLIAMS' NFL REGULAR SEASON RETURNING STATISTICS

YEAR	TEAM	KICKOFF RETURN						PUNT RETURN				
		KR	YDS	AVG	LG	TD	PR	FC	YDS	AVG	LG	TD
2014	MIAMI	5	102	20.4	26	0	0	0	0	0.0	-	0
2015	MIAMI	21	457	21.8	37	0	0	0	0	0.0	-	0
2016	MIAMI	2	32	16.0	17	0	0	0	0	0.0	-	0
NFL TOTALS		28	591	21.1	37	0	0	0	0	0.0	-	0

DAMIEN WILLIAMS' NFL PLAYOFF STATISTICS

YEAR	TEAM	RUSHING							RECEIVING				
		GP	GS	ATT	YDS	AVG	LG	TD	REC	YDS	AVG	LG	TD
2016	MIAMI	1	0	3	14	4.7	15	0	1	4	4.0	4t	1
NFL TOTALS		1	0	3	14	4.7	15	0	1	4	4.0	4t	1

ADDITIONAL STATS

Special Teams Tackles: 4 in 2014, 4 in 2015, 2 in 2016 for total of 10.

Miscellaneous Tackles: 1 in 2016.

Forced Fumbles: 1 in 2014.

SINGLE-GAME HIGHS

Rushes:	11	vs. San Diego, 11/2/14
	7	at Detroit, 11/9/14
	6	at Oakland, 9/28/14
	6	vs. Pittsburgh, 10/16/16
	5	3 times (last: vs. Arizona, 12/11/16)
Rushing Yards:	34	at Detroit, 11/9/14
	29	vs. N.Y. Jets, 11/6/16
	28	vs. San Diego, 11/2/14
	23	at Oakland, 9/28/14
	19	at Buffalo, 9/14/14
	19	vs Houston, 10/25/15
Longest Runs:	23	vs. N.Y. Jets, 11/6/16
	19	at Detroit, 11/9/14
	19	vs. Houston, 10/25/15
	15	vs. Cleveland, 9/25/16
	15	at Pittsburgh, 1/8/17*
TD Runs:	1	vs. Pittsburgh, 10/16/16
	1	vs. Buffalo, 10/23/16
	1	at San Diego, 11/13/16
Receptions:	6	vs. Minnesota, 12/21/14
	3	6 times (last: vs. New England, 1/1/17)
Receiving Yards:	67	vs. Tennessee, 10/9/16

	51	at Buffalo, 12/24/16
	50	vs. Minnesota, 12/21/14
	38	vs. Buffalo, 11/13/14
	38	vs. New England, 1/3/16
Longest Receptions:	58	vs. Tennessee, 10/9/16
	44	at Buffalo, 12/24/16
	32	vs. Buffalo, 11/13/14
	29	at Seattle, 9/11/16
	23	vs. Indianapolis, 12/27/15
* Playoff game		

2017 GAME-BY-GAME STATISTICS

DATE	OPPONENT	P/S	ATT	YDS	AVG	LG	TD
09/17	at L.A. Chargers	1/0	0	0	0.0	-	0
TOTALS		1/0	0	0	0	-	0

2016 GAME-BY-GAME STATISTICS

DATE	OPPONENT	P/S	ATT	YDS	AVG	LG	TD
09/11	at Seattle	1/0	2	9	4.5	5	0
09/25	CLEVELAND	1/0	1	15	15.0	15	0
09/29	at Cincinnati	1/0	2	9	4.5	7	0
10/09	TENNESSEE	1/0	1	3	3.0	3	0
10/16	PITTSBURGH	1/0	6	12	2.0	10	1
10/23	BUFFALO	1/0	4	16	4.0	12t	1
11/06	N.Y. JETS	1/0	5	29	5.8	23	0

11/13	at San Diego	1/0	2	2	1.0	2t	1
11/20	at L.A. Rams	1/0	0	0	0.0	-	0
11/27	SAN FRANCISCO	1/0	1	7	7.0	7	0
12/04	at Baltimore	1/0	1	1	1.0	1	0
12/11	ARIZONA	1/0	5	7	1.4	5	0
12/17	at N.Y. Jets	1/0	3	0	0.0	0	0
12/24	at Buffalo	1/0	0	0	0.0	-	0
01/01	NEW ENGLAND	1/0	2	5	2.5	5	0
TOTALS		15/0	35	115	3.3	2t	3

2015 GAME-BY-GAME STATISTICS

DATE	OPPONENT	P/S	ATT	YDS	AVG	LG	TD
09/13	at Washington	1/0	1	0	0.0	0	0
09/20	at Jacksonville	1/0	2	5	2.5	3	0
09/27	BUFFALO	1/0	2	17	8.5	14	0
10/04	N.Y. JETS	1/0	0	0	0.0	-	0
10/18	at Tennessee	1/0	2	5	2.5	4	0
10/25	HOUSTON	1/0	4	19	4.8	19	0
10/29	at New England	1/0	0	0	0.0	-	0
11/08	at Buffalo	1/0	0	0	0.0	-	0
11/15	at Philadelphia	1/0	0	0	0.0	-	0
11/22	DALLAS	1/0	0	0	0.0	-	0
11/29	at N.Y. Jets	1/0	0	0	0.0	-	0
12/06	BALTIMORE	1/0	1	1	1.0	1	0

12/14	N.Y. GIANTS	1/0	0	0	0.0	-	0
12/20	at San Diego	1/0	1	1	1.0	1	0
12/27	INDIANAPOLIS	1/0	0	0	0.0	-	0
01/03	NEW ENGLAND	1/0	3	11	3.7	8	0
TOTALS		16/0	16	59	3.7	19	0

2014 GAME-BY-GAME STATISTICS

DATE	OPPONENT	P/S	ATT	YDS	AVG	LG	TD
09/07	NEW ENGLAND	1/0	0	0	0.0	-	0
09/14	at Buffalo	1/0	5	19	3.8	7	0
09/21	KANSAS CITY	1/0	1	-3	-3.0	-3	0
09/28	at Oakland	1/0	6	23	3.8	12	0
10/12	GREEN BAY	1/0	0	0	0.0	-	0
10/19	at Chicago	1/0	1	-1	-1.0	-1	0
10/26	at Jacksonville	1/0	0	0	0.0	-	0
11/02	SAN DIEGO	1/0	11	28	2.5	9	0
11/09	at Detroit	1/0	7	34	4.9	19	0
11/13	BUFFALO	1/0	0	0	0.0	-	0
11/23	at Denver	1/0	0	0	0.0	-	0
12/01	at N.Y. Jets	1/0	0	0	0.0	-	0
12/07	BALTIMORE	1/0	2	4	2.0	4	0
12/14	at New England	1/0	0	0	0.0	-	0
12/21	MINNESOTA	1/0	3	18	6.0	12	0
12/28	N.Y. JETS	1/0	0	0	0.0	-	0
TOTALS		16/0	36	122	3.4	19	0



#79 / T

Sam Young

HT: 6-8 / WT: 306

Born: June 24, 1987 / College: Notre Dame '10

Acquired: UFA, '16 (Jax.) / NFL Yr: 8th / Dolphins Yr: 2nd

PRO CAREER

CAREER TRANSACTIONS: Signed by the Dolphins on Oct. 11, 2016 ... Waived by the Dolphins on Sept. 3, 2016 ... Signed with the Dolphins as an unrestricted free agent from Jacksonville on March 11, 2016 ... Awarded off waivers to Jacksonville on Oct. 8, 2013 ... Waived by Buffalo on Oct. 7, 2013 ... Awarded off waivers to Buffalo on Sept. 6, 2011 ... Waived by Dallas on Sept. 9, 2011 ... Originally a sixth-round selection (179th overall) by Dallas in the 2010 NFL draft.

2017 (Dolphins) – Inactive at L.A. Chargers (9/17).

2016 (Dolphins) – Played in eight games with one start ... Inactive for three games ... Not on the Dolphins' roster for five games ... Played 14 snaps as an extra offensive lineman vs. Buffalo (10/23) ... Entered the game at left tackle in the second quarter for an injured G/T Laremy Tunsil at Los Angeles (11/20) ... Started at left tackle for an injured T Branden Albert vs. San Francisco (11/27) ... Played on an o-line that helped QB Ryan Tannehill complete 20-of-30 passes (66.7 pct.) for 285 yards and three touchdowns ... Tannehill also earned a 130.6 QB rating ... Played as an extra offensive lineman on 10 plays vs. Arizona (12/11) ... Played 14 snaps as an extra offensive lineman at N.Y. Jets (12/17) ... Saw action on 15 snaps as an extra offensive lineman at Buffalo (12/24) ...

POSTSEASON: Inactive for the AFC Wild Card game at Pittsburgh (1/8/17).

2015 (Jaguars) – Saw action in 16 games with three starts ... Part of an offensive line that blocked for QB Blake Bortles who completed 355-of-606 passes (58.6 pct.) for 4,428 yards and 35 touchdowns ... Paved the way for rookie RB T.J. Yeldon to rush for 740 yards and two

touchdowns (4.1 avg.) on 182 carries.

2014 (Jaguars) – Appeared in nine games with six starts ... Inactive for seven games ... Saw action on special teams ... Inserted at right tackle in the second half at Washington (9/14).

2013 (Bills/Jaguars) – Played in 15 games (four games for Buffalo and 11 games for Jacksonville) ... Saw action on special teams and one play at left tackle in the third quarter at Tennessee (11/10).

2012 (Bills) – Saw action in 12 games with four starts ... Inactive for four games ... Helped RB C.J. Spiller rush for 1,244 yards (6.0 avg.) and six touchdowns on 207 attempts ... Spiller ranked in the NFL's top 10 for rushing average (third) and yards (eighth).

2011 (Bills) – Appeared in four games ... Inactive for 12 games ... Blocked for QB Ryan Fitzpatrick who completed 353-of-569 passes (62.0 pct.) for 3,832 yards and 24 touchdowns.

2010 (Cowboys) – Appeared in two games ... Missed two games due to injury (knee) ... Inactive for 12 games.

COLLEGE

Four-year starter (2006-09) at Notre Dame ... Started 50 consecutive games (40 at left tackle and 10 at right tackle) ... Selected to Phil Steele's preseason second-team in 2009 ... Also ranked by Phil Steele as the fourth-best tackle in the county ... Started all 12 games as a senior in 2009 ... Helped the Irish amass 450 yards per game ... Started all 13 games as a junior in 2008 ... Started all 12 games as a sophomore in 2007 ... Opened the season at right tackle and moved to left tackle after three games ... Started all 13 games as a freshman in 2006 ... Became the first Irish player to start the season opener on the offensive line since freshmen regained their eligibility in 1972 ... Named first-team Freshman All-American by The Sporting News and Rivals.com ... Protected QB Brady Quinn, who surpassed 3,000 passing yards and paved the way for RB Darius Walker as he eclipsed 1,000 rushing yards ... Majored in management-entrepreneurship after enrolling in the Mendoza College of Business.

PERSONAL

Prepped at St. Thomas Aquinas High School in Fort Lauderdale ... Named first-team All-American on the USA Today prep All-America squad ... Rated as the top lineman by Parade and was one of 16 candidates for their All-American High School Player of the Year award ... Played in the 2006 U.S. Army All-American Bowl ... Named the 2005 Florida Gatorade Player of the Year ... Did not allow a single sack during his junior and senior seasons ... Also won the state title in shot put, setting multiple school records ... Participated in the three-day Miami Dolphins Business Combine in 2016 and 2017 in New York ... In February 2017, joined DCC VII by participating in the 5K ... Helped distribute Thanksgiving meals to local South Florida families in November 2016 ... Participated in the Dolphins holiday toy event in December 2016 ... Took part in the second annual Dolphins Cancer Challenge Celebrity Golf Tournament in April 2017 ... Participated in the 2017 Dolphins Business Combine at Hard Rock Stadium where he and teammates learned about the different behind-the-scenes jobs of an NFL team ... Married to wife, Lauren ... Born on June 24, 1987

GAMES/STARTS: (Dallas) 2010: 2/0, (Buffalo) 2011: 4/0, 2012: 12/4, (Buffalo/Jacksonville) 2013: 15/0, (Jacksonville) 2014: 9/6, 2015: 16/3, **NFL TOTALS: 66/14**
(Miami) 2016: 8/1

© 2017 Miami Dolphins